

# INSIDE

## CONTENTS

Campbell University.....	IFC
John W. Pope Jr. Convocation Center/Gilbert Craig Gore Arena.....	2
Gore Arena Records.....	4
2011-12 Roster.....	5
2011-12 Outlook.....	6
Player Profiles.....	8
Head Coach Robbie Laing.....	23
Assistant Coaches.....	26
Athletic Training.....	29
Strength & Conditioning.....	30
Student-Athlete Support Services.....	31
Director of Athletics Bob Roller.....	33
University President Dr. Jerry M. Wallace.....	34
2010-11 Review/Stats.....	35
All-Time Results.....	40
Campbell in the NCAA Tournament.....	49
All-Time Roster.....	50
All-Time Division I individual career stats.....	54
1,000 Point Club.....	57
Division I era records.....	60
Campbell Honor Roll.....	70
CU vs. All Opponents.....	72
The Fighting Camel.....	73
2011-12 Opponents.....	74
Opponent Records.....	76
Campbell Basketball History.....	77
Surrounding the Creek/CU Athletics Facilities.....	80
Media Information.....	84
Big South Conference.....	87

## CAMEL FACTS

Location.....	Buies Creek, N.C.
Founded.....	January 5, 1887
Enrollment.....	6336 (all campuses), 3049 (main campus undergraduate)
President.....	Dr. Jerry M. Wallace (East Carolina, '56)
Director of Athletics.....	Bob Roller (Virginia Tech, '83)
Conference.....	Big South
Affiliation.....	NCAA Division I
School Colors.....	Orange & Black
Nickname.....	Fighting Camels
Arena.....	John W. Pope Jr. Convocation Center / Gilbert Craig Gore Arena
Capacity.....	3095
Press Row Phone.....	910.814.5541
Athletics Department Phone.....	910.893.1327
Head Coach.....	Robbie Laing (Troy, '82)
Record at Campbell.....	84-150 (8 years)
Overall Record.....	Same
Associate Head Coach.....	Charles Baker (Eastern Kentucky, '90)
Assistant Coach.....	Brian Burg (Mount Mercy, '03)
Assistant Coach.....	Ryan Ridder (Embry-Riddle, '08)
Graduate Assistant.....	Cole Dewey (Campbell, '11)
Office Phone.....	910.893.1335
2010-11 Overall Record.....	12-19
2010-11 Conference Record.....	6-14 (8th)
Starters Returning.....	3
Letter winners Returning/Lost.....	6/7
Newcomers.....	8

## MEDIA INFORMATION

Associate A.D./Media Services (Contact for MBB, MSOC, Golf).....	Stan Cole
E-Mail.....	cole@campbell.edu
Office Phone.....	910.893.1331
Cell Phone.....	910.814.7467
Asst. Director of Media Services (FB/SB/SWIM).....	Joe Prisco
E-Mail.....	priscoj@campbell.edu
Office Phone.....	910.893.1369
Asst. Director of Media Services (VB, WBB, XC/TF).....	Jason Williams
E-Mail.....	jwilliams@campbell.edu
Office Phone.....	910.814.4367
Media Services Assistant (WSOC, WST, BASE).....	Daniel Smith
E-Mail.....	dsmith@campbell.edu
Office Phone.....	910.893.1529
Website.....	www.GoCamels.com
Mailing Address.....	P.O. Box 10, 78 Dr. McKoy Rd. ..... Buies Creek, N.C. 27506

## 2011-12 CAMPBELL BASKETBALL GUIDE

Editor.....	Stan Cole
Editorial Assistance.....	Jason Williams, Joe Prisco, Daniel Smith
Photography.....	Bennett Scarborough, Will Bratton, Paul Burgett, ..... Todd Scarborough, Chris Haynes, Todd Drexler, Mike Cox, Joel Penny
Interior Design.....	Stan Cole
Outside Covers Design.....	Jonathan Bronsink / University Communications

2011-12 Campbell University Basketball Schedule				
Date	Day	Opponent	Location	Time
Nov. 3	Thurs.	WINGATE (EXH.)	BUIES CREEK	7:00
Nov. 7	Mon.	FAYETTEVILLE ST. (EXH.)	BUIES CREEK	7:00
Nov. 11	Fri.	HOUSTON BAPTIST	BUIES CREEK	7:30
Nov. 14	Mon.	EAST CAROLINA	BUIES CREEK	7:00
Nov. 17	Thurs.	NORTH CAROLINA A&T \$	BUIES CREEK	7:00
Nov. 21	Mon.	at Chicago State \$	Chicago, Ill.	7:05 CST
Nov. 23	Wed.	at Iowa \$	Iowa City, Iowa	7:00 CST
Nov. 25	Fri.	at Creighton \$	Omaha, Neb.	7:05 CST
Dec. 1	Thurs.	LIBERTY *	BUIES CREEK	7:00
Dec. 3	Sat.	HIGH POINT *	BUIES CREEK	1:00
Dec. 10	Sat.	METHODIST	BUIES CREEK	1:00
Dec. 14	Wed.	at Houston Baptist	Houston, Texas	7:05 CST
Dec. 17	Sat.	at Virginia Tech	Blacksburg, Va.	4:00
Dec. 19	Mon.	at UNC Wilmington	Wilmington, N.C.	7:00
Dec. 22	Thurs.	at Appalachian State	Boone, N.C.	7:00
Dec. 29	Thurs.	at North Carolina State %	Raleigh, N.C.	7:00
Jan. 2	Mon.	COASTAL CAROLINA *	BUIES CREEK	7:45
Jan. 5	Thurs.	at Charleston Southern *	Charleston, S.C.	7:30
Jan. 7	Sat.	at Presbyterian *	Clinton, S.C.	7:30
Jan. 12	Thurs.	UNC ASHEVILLE *	BUIES CREEK	7:00
Jan. 14	Sat.	GARDNER-WEBB *	BUIES CREEK	1:00
Jan. 17	Tues.	at Winthrop *	Rock Hill, S.C.	7:00
Jan. 19	Thurs.	at Radford *	Radford, Va.	7:00
Jan. 21	Sat.	VMI * (DH)	BUIES CREEK	3:30
Jan. 26	Thurs.	at Gardner-Webb *	Boiling Springs, N.C.	7:00
Jan. 28	Sat.	at UNC Asheville *	Asheville, N.C.	4:30
Feb. 2	Thurs.	CHARLESTON SOUTHERN *	BUIES CREEK	7:00
Feb. 4	Sat.	PRESBYTERIAN *	BUIES CREEK	3:30
Feb. 7	Tues.	at Coastal Carolina *	Conway, S.C.	7:00
Feb. 9	Thurs.	WINTHROP *	BUIES CREEK	7:00
Feb. 18	Sat.	at ESPN Bracket Busters	TBA	TBA
Feb. 22	Wed.	at High Point *	High Point, N.C.	7:00
Feb. 25	Sat.	at Liberty * (MASN)	Lynchburg, Va.	7:00
Feb. 27	Mon.	Big South Tournament 1st Round (Campus Sites)		TBA
Feb. 29	Wed.	Big South Tournament Quarterfinals (at Top Seed)		TBA
Mar. 1	Thurs.	Big South Tournament Semifinals (at Top Seed)		TBA
Mar. 3	Sat.	Big South Tournament Championship (at Top Seed)		TBA
* Big South opponent	\$ Dale Howard Classic	% at Reynolds Coliseum		

## John W. Pope Jr. Convocation Center / Gilbert Craig Gore Arena

The John W. Pope Convocation Center and Gilbert Craig Gore Arena is the home of Campbell Basketball.

Dedicated on Oct. 17, 2008 and hosting its inaugural basketball games on Nov. 15, 2008, the 109,000 square-foot-building ranks among the finest facilities in the Big South Conference and the state of North Carolina.

The \$34 million project includes 3,095 (all chair back) seats for basketball games at Gilbert Craig Gore Arena, in addition to a 1,200-square foot Presidential hospitality suite. Fans in attendance not only experience the excitement of collegiate basketball, but are also entertained by state-of-the-art lighting, scoreboard, video and audio systems.

For Convocation or graduation, the building will hold up to 4,000 individuals.

Through three seasons, the Fighting Camels have truly enjoyed a home court advantage in Gore Arena. Campbell owns a 29-14 (.674) won-lost record on its home floor.

The three largest crowds ever to watch a Campbell basketball game in Buies Creek packed Gore Arena during the '09-10 campaign.

On Nov. 17, 2009, CU played East Carolina in Buies Creek for the first time since 1947 and a then-record crowd of 2778 responded to the Camels' 74-68 win over its long-time rival by storming the floor after the final horn.

CU made history on Nov. 23, 2009 when the Camels hosted an Atlantic Coast Conference school in men's basketball for the first time on the senior college level. A standing-room only audience of 3205 watched CU hang tough with the Hokies, and even lead midway through the second half before falling, 71-60.

On Senior Night, 3023 filled the arena to pay tribute to a quartet of graduating Camels -- William Kossangue, Jonathan Rodriguez Miles Taylor and Kyle Vejraska. CU responded by building a 33-point lead against East Tennessee State before

claiming a 79-57 victory against the eventual A-Sun tournament champs.

Locker rooms for the Campbell University men's and women's basketball teams each measure 1,400 square feet and include separate lounge/video review areas and coaches dressing rooms.

Dressing rooms are also provided for Campbell's volleyball and wrestling programs, as well as game officials and visiting teams. The wrestling program also has use of a 3,500 square foot practice area, which more than accommodates two regulation mats.

The building includes a 3,000-square foot weight room devoted to Campbell University athletes. Additionally, Campbell's basketball and volleyball programs also have the ability to work out at the same time, thanks to the 6,800 square foot Fred McCall practice gymnasium, which is located just a few paces from the men's basketball locker room.

The 5,200-square foot Robert P. Holding Sr., Student Fitness Center, which includes cardiovascular equipment, weight machines, free weights, and a revolving climbing wall, is a focal point of the campus.

The facility is a center of activity for student recreation and wellness, plus athletics practice and competition. It also houses 2,800 square feet devoted to the University's exercise science curriculum.

Upon entering the building into the 3,700-square foot atrium, which houses the Campbell Sports Hall of Fame, visitors proceed up stairs (or an elevator) on both the north and south sides to the entrance of Gore Arena. The concourse level of the two-story building offers primary circulation of the seating area, concessions, rest rooms and other amenities. Both arena levels are fully accessible to individuals with disabilities.



# John W. Pope Jr. Convocation Center / Gilbert Craig Gore Arena



# Gilbert Craig Gore Arena Records

## • TEAM

<b>MOST POINTS</b> .....	97 VMI vs. Campbell (11/24/08)
<b>MOST POINTS (Campbell)</b> .....	94 vs. UNC Asheville (11/22/08)
<b>FEWEST POINTS</b> .....	45 Florida Gulf Coast vs. Campbell (1/14/10)
<b>FEWEST POINTS (Campbell)</b> .....	50 vs. Belmont (1/30/10)
<b>MOST POINTS (Combined)</b> .....	189 VMI (97) vs. Campbell (92) (11/24/08)
<b>FEWEST POINTS (Combined)</b> .....	98 Campbell (51) vs. USC Upstate (47) (2/21/09)
<b>FIELD GOALS</b> .....	39 Campbell vs. UNC Asheville (11/22/08)
<b>FIELD GOALS (Opp.)</b> .....	33 VMI vs. Campbell (11/24/08)
<b>FEWEST FIELD GOALS</b> .....	13 Florida Gulf Coast vs. Campbell (1/14/10)
<b>FEWEST FIELD GOALS (Campbell)</b> .....	16 vs. Belmont (1/30/10)
<b>FIELD GOAL ATTEMPTS</b> .....	70 vs. VMI (11/24/08), vs. St. Andrews (11/13/09)
<b>FIELD GOAL ATTEMPTS (Opp.)</b> .....	70 VMI vs. Campbell (11/24/08)
.....	70 Belmont vs. Campbell (2/6/09)
<b>FEWEST FG ATTEMPTS</b> .....	39 vs. North Florida (11/27/09)
<b>FEWEST FG ATTEMPTS (Opp.)</b> .....	39 Mercer vs. Campbell (2/12/10)
<b>3-POINT FIELD GOALS</b> .....	19 VMI vs. Campbell (11/24/08)
<b>3-POINT FIELD GOALS (Campbell)</b> .....	11 vs. UNC Asheville (11/22/08)
<b>3-POINT FG ATTEMPTS</b> .....	40 VMI vs. Campbell (11/24/08)
<b>3-POINT FG ATTEMPTS (Campbell)</b> .....	26 vs. Lipscomb (2/9/09)
<b>FEWEST 3-PT. FG</b> .....	0 vs. Belmont (1/30/10)
<b>FEWEST 3-PT. FG (Opp.)</b> .....	1 Kennesaw State vs. Campbell (1/7/11)
<b>FEWEST 3-PT. ATTEMPTS</b> .....	5 vs. North Florida (1/5/11)
<b>FEWEST 3-PT. ATTEMPTS (Opp.)</b> .....	9 Jacksonville vs. Campbell (1/3/10)
<b>FREE THROWS MADE</b> .....	29 vs. Jacksonville (12/19/09)
<b>FREE THROWS MADE (Opp.)</b> .....	26 Mercer vs. Campbell (OT) (1/10/11)
<b>FT ATTEMPTS</b> .....	40 vs. Belmont (2/6/09)
<b>FT ATTEMPTS (Opp.)</b> .....	44 Lipscomb vs. Campbell (2/9/09)
<b>FT MADE (Combined)</b> .....	48 Campbell (22) vs. Mercer (26) (1/10/11)
<b>FT ATTEMPTS (Combined)</b> .....	70 Campbell (40) vs. Belmont (30) (2/6/09)
.....	70 Campbell (39) vs. Mercer (31) (1/17/10)
<b>FEWEST FT MADE</b> .....	4 vs. Johnson C. Smith (11/29/10)
<b>FEWEST FT MADE (Opp.)</b> .....	5 USC Upstate vs. Campbell (2/17/10)
<b>FEWEST FT ATTEMPTS</b> .....	8 vs. UNC Asheville (11/22/08)
<b>FEWEST FT ATTEMPTS (Opp.)</b> .....	7 USC Upstate vs. Campbell (2/17/10)
<b>MOST REBOUNDS</b> .....	54 vs. St. Andrews (11/13/09)
<b>MOST REBOUNDS (Opp.)</b> .....	49 Jacksonville vs. Campbell (1/17/09)
<b>MOST OFFENSIVE REBOUNDS</b> .....	26 vs. St. Andrews (11/13/09)
<b>MOST OFFENSIVE REBOUNDS (Opp.)</b> .....	21 Jacksonville vs. Campbell (1/17/09)
<b>MOST FOULS</b> .....	29 vs. Mercer (1/10/11)
<b>MOST FOULS (Opp.)</b> .....	30 Jacksonville vs. Campbell (12/19/09)
<b>MOST FOULS (Combined)</b> .....	57 Campbell (29) vs. Mercer (28) (1/10/11)
<b>BEST FG PERCENTAGE</b> .....	600 (27-45), vs. Chowan (11/15/08)
.....	600 (33-55) vs. Longwood (11/27/10)
<b>BEST FG PERCENTAGE (Opp.)</b> .....	564 (22-29) Mercer vs. Campbell (2/12/10)
<b>LOWEST FG%</b> .....	314 (16-51) vs. Belmont (1/30/10)
<b>LOWEST FG% (Opp.)</b> .....	271 (13-48) Florida Gulf Coast (1/14/10)
<b>BEST 3-POINT FG%</b> .....	800 (4-5) vs. North Florida (1/5/11)
<b>BEST 3-POINT FG% (Opp.)</b> .....	650 (13-20) Longwood vs. Campbell (11/27/10)
<b>BEST FT PERCENTAGE</b> .....	875 (14-16) Campbell vs. Appalachian State (12/30/09)
<b>BEST FT PERCENTAGE (Opp.)</b> .....	1.000 (9-9) J.C. Smith vs. Campbell (11/29/10)
<b>MOST ASSISTS</b> .....	30 vs. UNC Asheville (11/22/08)
<b>MOST STEALS</b> .....	16 vs. Florida Gulf Coast (1/14/10)
<b>MOST STEALS (Opp.)</b> .....	13 VMI vs. Campbell (11/24/08)
<b>MOST BLOCKED SHOTS</b> .....	10 vs. Western Carolina (12/10/10)
.....	10 vs. Mercer (1/10/11)
<b>MOST BLOCKED SHOTS (Opp.)</b> .....	9 ETSU vs. Campbell (2/23/09)
<b>MOST TURNOVERS</b> .....	24 vs. North Florida (1/5/10)
<b>MOST TURNOVERS (Opp.)</b> .....	28 Chowan vs. Campbell (11/15/08)
<b>FEWEST TURNOVERS</b> .....	6 vs. North Florida (1/19/09)
<b>FEWEST TURNOVERS (Opp.)</b> .....	9 ETSU vs. Campbell (2/23/09)
<b>HIGHEST SCORING HALF</b> .....	55 (2nd) Campbell vs. VMI (11/24/08)
<b>HIGHEST SCORING HALF (Opp.)</b> .....	65 (2nd) Belmont vs. Campbell (2/6/09)
<b>LOWEST SCORING HALF</b> .....	16 (1st) vs. North Florida (11/27/09)
<b>LOWEST SCORING HALF (Opp.)</b> .....	19 (2nd) USC Upstate vs. Campbell (2/21/09)
.....	19 (1st) ETSU vs. Campbell (2/19/10)
<b>MOST OVERTIME PERIODS</b> .....	1 vs. Mercer (1/10/11)
<b>LARGEST VICTORY MARGIN</b> .....	37 Campbell (94-57) vs. UNC Asheville (11/22/08)
<b>LARGEST VICTORY MARGIN (vs. A-Sun)</b> .....	30 CU (85-55) vs. Stetson (1/22/11)
<b>LARGEST MARGIN OF VICTORY (Opp.)</b> .....	25 Belmont (75-50) vs. CU (1/30/10)

## • INDIVIDUAL

<b>MOST POINTS</b> .....	30 Jonathan Rodriguez vs. Chowan (11/15/08)
<b>MOST POINTS (Opp.)</b> .....	25 Mike Smith of East Tennessee State (2/23/09)
<b>MOST POINTS (Half)</b> .....	22 (2nd) Jonathan Rodriguez vs. Mercer (2/12/10)
<b>MOST FIELD GOALS</b> .....	10 Jonathan Rodriguez (2X) last vs. VMI (11/24/08); ..... 10 Preston Dodson vs. Longwood (11/27/10)
<b>MOST FIELD GOALS (Opp.)</b> .....	10 Mike Smith of ETSU (2/23/09); ..... 10 Adnan Hodzic of Lipscomb (2/1/10)
<b>MOST FG ATTEMPTS</b> .....	18 Lorne Merthie vs. Lipscomb (2/9/09)
<b>MOST FG ATTEMPTS (Opp.)</b> .....	23 Mike Smith of ETSU (2/23/09)
<b>BEST FG% (Min. 5 att.)</b> .....	1.000 (8-8) Marvelle Harris vs. J.C. Smith (11/29/10)
<b>BEST FG% (Min. 5 att.) (Opp.)</b> .....	.857 (6-7) Chavis Holmes of VMI (11/22/08)
<b>BEST FG% (Min. 10 att.)</b> .....	.818 (9-11) Lorne Merthie vs. Appalachian State (12/30/09)
<b>BEST FG% (Min. 10 att.) (Opp.)</b> .....	.800 (8-10) Brian Wright of Lipscomb (2/9/09)
<b>MOST 3-POINT FG (Opp.)</b> .....	6 Keith Gabriel of VMI (11/24/08)
<b>MOST 3-POINT FG (Campbell)</b> .....	7 Lorne Merthie vs. USC Upstate (2/17/10) ..... 7 Lorne Merthie vs. Johnson C. Smith (11/29/10)
<b>3-POINT FG ATTEMPTS</b> .....	14 Ronald Thornhill of J.C. Smith (11/29/10)
<b>3-POINT FG ATT. (Campbell)</b> .....	13 Lorne Merthie vs. J.C. Smith (11/29/10)
<b>BEST 3-POINT FG % (Min. 5 att.)</b> .....	.857 (6-7) Eric Griffin vs. Lipscomb (2/10/11)
<b>MOST FREE THROWS</b> .....	13 Jonathan Rodriguez vs. Kennesaw State (2/15/10)
<b>MOST FREE THROWS (Opp.)</b> .....	12 Adam Sollazzo of ETSU (2/24/11)
<b>MOST FT ATTEMPTS</b> .....	16 Lorne Merthie vs. Mercer (1/10/11)
<b>MOST FT ATTEMPTS (Opp.)</b> .....	12 Adam Sollazzo of ETSU (2/24/11)
<b>BEST FT% (Min. 10 att.)</b> .....	.923 (12-13) Adam Sollazzo of ETSU (2/24/11)
<b>BEST FT% (Min. 10 att.) (CU)</b> .....	.900 (9-10) Jonathan Rodriguez vs. Chowan (11/15/08)
<b>MOST REBOUNDS (Campbell)</b> .....	14 Jonathan Rodriguez vs. VMI (11/24/08) ..... 14 Jonathan Rodriguez vs. ETSU (2/23/09) ..... 14 Jonathan Rodriguez vs. Lipscomb (2/1/10) ..... 14 Marvelle Harris vs. Western Carolina (12/10/10)
<b>MOST REBOUNDS (Opp.)</b> .....	20 Daniel Emerson, Mercer vs. Campbell (1/3/09)
<b>MOST OFF. REBOUNDS</b> .....	8 Jonathan Rodriguez vs. St. Andrews (11/13/09)
<b>MOST ASSISTS</b> .....	13 Junard Hartley vs. Stetson (1/16/10)
<b>MOST ASSISTS (Opp.)</b> .....	12 Adam Sollazzo of ETSU (2/23/09)
<b>MOST STEALS</b> .....	7 Junard Hartley vs. ETSU (2/19/10)
<b>MOST STEALS (Opp.)</b> .....	7 James Florence, Mercer vs. Campbell (1/3/09)
<b>MOST BLOCKED SHOTS (CU)</b> .....	7 Kyle Vejraska vs. ETSU (2/23/09)
<b>MOST BLOCKED SHOTS (Opp.)</b> .....	5 Marcus Allen of Jacksonville (1/17/09)
<b>MOST TURNOVERS (Opp.)</b> .....	9 Brock Young of East Carolina (11/17/09)

## • POPE CENTER / GORE ARENA FACTS

<b>YEAR OPENED</b> .....	2008
<b>COST</b> .....	\$34 million
<b>SEATING CAPACITY</b> .....	3,095
<b>RESULT OF FIRST GAME (Men)</b> .....	Campbell 79, Chowan 64, Nov. 11, 2008 (Attn. 2563)
<b>FIRST Campbell Loss</b> .....	VMI 97, Campbell 92, Nov. 24, 2008 (Attn. 1531)
<b>Top 10 HOME CROWDS</b> .....	<b>3205 - Nov. 23, 2009 (Va. Tech 71, CU 60)</b> ..... 3023 - Feb. 19, 2010 (CU 79, ETSU 57) ..... 2778 - Nov. 17, 2009 (CU 74, East Carolina 68) ..... ..... 2563 - Nov. 15, 2008 (Campbell 79, Chowan 64) ..... 2411 - Jan. 16, 2010 (CU 81, Stetson 55) ..... 2271 - Jan. 17, 2009 (Jacksonville 76, Campbell 63) ..... 2179 - Jan. 14, 2010 (Campbell 61, Florida Gulf Coast 45) ..... 2149 - Nov. 13, 2009 (Campbell 76, St. Andrews 52) ..... 2127 - Feb. 21, 2009 (Campbell 51, USC Upstate 47) ..... 2088 - Feb. 17, 2010 (Campbell 66, USC Upstate 46)
<b>ALL-TIME CAMPBELL/ GORE ARENA RECORD</b> .....	<b>29-14 (.674) - 3 seasons</b>

## 2011-12 Fighting Camels



No.	Name	Pos.	Ht.	Wt.	Class	Hometown / High School (Previous School)
1	Trey Freeman	G	6-2	175	Fr.	Virginia Beach, Va. / Kellam
2	Amir Celestin ***	G	6-1	185	Sr.	Miami, Fla. / Norland
3	Rico Ferguson *	G	6-2	185	So.	Richmond, Va. / Bird (Heat Academy)
4	Darren White	G	6-4	210	Jr.	Danville, Va. / Dan River (Midland JC)
10	Anthony Horton *	F	6-8	210	So.	League City, Texas / Clear Springs
15	Marvelle Harris *	F	6-6	210	So.	Macon, Ga. / Northeast / Heat Academy
20	Andrew Ryan	G	6-4	190	Fr.-R	Lynden, Wash. / Rabun Gap-Nacoochee (Ga.)
21	Eric Griffin *	F	6-8	190	Sr.	Orlando, Fla. / Boone (Garden City CC)
22	Darius Leonard #	F	6-9	225	So.	Raleigh, N.C. / Kestrel Heights (Kent State)
24	Jihad Wright	G	6-4	185	Fr.	Gastonia, N.C. / Hunter Huss
25	Lorne Merthie ***	G	6-2	190	Sr.	Sanford, Fla. / Winter Springs
30	Tyler Zegazewski	F	6-6	205	Fr.-R	Hope Valley, R.I. / Chariho Regional
35	Nnadozie Onuoha	G-F	6-3	200	So.	Wake Forest, N.C. / Wake Forest-Rolesville
41	Antonio Kalpic	F	6-9	220	So.-R	Sibenik, Croatia / Wesleyan Christian / Roane State CC
45	Trae Bremer	C	6-9	250	Fr.	Leoti, Kan. / Wichita County

**Head Coach:** Robbie Laing (Troy, '82) 8th Year

**Associate Head Coach:** Charles Baker (Eastern Kentucky, '90)

**Assistant Coaches:** Brian Burg (Mount Mercy, '03), Ryan Ridder (Embry-Riddle '08) **Graduate Assistant:** Cole Dewey (Campbell, '11)

\* indicates varsity letters won

# will sit out as red-shirt during 2011-12 season due to NCAA transfer guidelines

### Pronunciations:

Trae Bremer	Tray BRIM-ur
Amir Celestin	uh-MEER SELL-uh-steen
Marvelle Harris	mar-VELLE
Antonio Kalpic	KAL-pick
Darius Leonard	DARE-ee-us
Lorne Merthie	MERTH-eee
Nnadozie Onuoha	in-DOZE-eee oh-NEW-uh
Jihad Wright	juh-HOD
Tyler Zegazewski	Zeh-gur-ZOO-skee
Robbie Laing	LANG

## Fighting Camel Outlook: Q&A with Head Coach Robbie Laing

Over the past three years, Campbell University has seen its basketball program move into a state-of-the-art facility – the John W. Pope Jr. Convocation Center / Gilbert Craig Gore Arena. During that span, Campbell has won a conference regular season title, collected wins over a BCS conference opponent (Auburn) and regional rivals (Appalachian State, East Carolina and UNC Wilmington) and move “back home” to the Big South Conference, of which is was a charter member from 1984-94.

Entering his ninth year as head coach of the Fighting Camels, Robbie Laing has a team that he believes is ready to compete for championships. At the outset of pre-season practice he shared his view on the coming season.

**Question:** How has your job changed over the course of nearly a decade in Buies Creek?

**Laing:** The biggest difference in the job is the change in mentality. It's now important to contend for championships at this University. It's been shown in basketball that we have a great, new facility, a progressive new athletics director in Bob Roller, and a student body that has started to identify this University as a competitor with other universities in the region. We now have a total athletic department that is a viable competitor in the region. Our soccer team beats NC State, the baseball team beats UNC; we beat Auburn, Appalachian State and East Carolina. We're now a viable player in the college market in this corner of the country.

The job really started turning three years ago. Last year was a slight aberration to the progress we've made when you have one of those bizarre years when the injury bug affects the majority of your team (12-19 overall record, 6-14 in the Atlantic Sun). That's unfortunate, but it's a part of our game.



Senior forward Eric Griffin.



Senior guard Lorne Merthie

**Question:** In your first five years, your teams played (and practiced) in old Carter Gym (capacity 947). Those teams compiled a 39-104 won-lost record. In the three years since you moved into the Pope Convocation Center / Gore Arena, your teams stand 45-46 overall, 29-14 at home, and have won a league regular season title. In what ways has your new facility made the greatest impact on your program?

**Laing:** I think there are several areas we have seen the greatest change. We still have to work awfully hard at recruiting. The Pope Center/Gore Arena is a great venue to watch a basketball game. Recruits love it. More than that, our facility is a statement about who we are and what we're trying to do as a university. It speaks loudly to the students that Campbell University is important. It speaks to the competitors that walk into the area that “this bunch has got its act together.” And it speaks to our donors. We'll take care of what's needed to be competitive here at Campbell with your help. It's important that at this point in time, everybody's on the same page about what it takes to win championships at Campbell University. It's been an evolution over the last nine years. But we have what we need facility-wise, budget-wise and talent-wise to compete for championships at Campbell University.

**Question:** As a charter member of the Big South Conference, Campbell made four championship game appearances and won the 1992 title in an eight-year span from 1987-94. What is the reaction in your program regarding the move “back home” to the Big South this season?

**Laing:** I've been in this business for 30 years and personally I'm more excited about this basketball season than any I've been a part of at any time at any place. It just makes so much sense for us to be a member of the Big South. It's the right conference in so many ways. It's a class organization with natural rivalries and provides the ability for our fans to get on the road to see us play. I felt like in the A-Sun we were almost on a foreign tour at times. I think we're going to have a lot of fun in this league, our fans are going to have fun, and the students are going to have fun. I just applaud our University for its commitment to make this special situation happen.

## Fighting Camel Outlook: Q&A with Head Coach Robbie Laing

**Question:** Only two players remain in your program from the 2010 Atlantic Sun Championship team. From where do you see leadership coming this year?

**Laing:** I think we will see leadership by committee, even from some of the new guys. Not only has our situation here allowed us to recruit pure basketball talent in recent years, it's allowed us to attract character, backbone and fortitude to the program. I don't worry so much about team leadership from a senior perspective; it comes from character rather than seniority.

The rest of the team has already started to rally around a freshman, Trey Freeman. It's just magnified that he's your point guard, the quarterback, and extension of the staff. I'm tickled about that. It's like you got more than you asked for at Christmas.

Lorne Merthie has made more of a concentrated effort to be ready to play more than at any point in his career. I'm really pleased to see where he is at this point.

**Question:** Over the past two conference seasons, your team became more of a half-court-oriented offense. What has allowed you to return to a more attack-minded style on both ends of the court this year? Do you envision this team once again ranking among the nation's leaders in steals, turnover margin 3-pointers made and scoring?

**Laing:** I think we'll be a national leader in a lot of offensive categories. Differently than in the past, we're going to be among national leaders in defensive categories as well. We have such good perimeter shooting at this point in time and such athleticism that we're going to be able to get down the floor, space the floor, shoot the three – 20-plus 3s per game, 30 on some night. We're going to get to the free throw line because the floor will be spaced and we'll be throwing it inside to some very good post players.



*Sophomore forward Marvella Harris*

Our defensive intensity will be improved and that will give us opportunities to score off defense. Shooting can compensate for deficiencies every where and we have that now. This is the most athletic and best-conditioned team I've seen in the nine years I've been at Campbell.

**Question:** With 7 newcomers, what are the challenges and benefits of having virtually a brand-new team this year?

**Laing:** There's obviously a learning curve when you have that many new guys, but one thing we'll do to lessen that curve is to simplify what we do. We'll be less of a half-court basketball team, but when we do, we'll break into some simple concepts of motion-style offense. This will allow our players to be more intense because they won't have to worry about what they have to do. I'm more interested in teaching them how to play at this point rather learning a lot of different plays.

**Question:** What individuals do you see making impact performances this season?

**Laing:** I think Trey Freeman is going to be a really special player at Campbell University as a freshman. We won't have to wait to see him mature. He's going to have the ball in his hands. He'll be counted on heavily from the start. He's a tremendous student of the game and a natural leader.

Andrew Ryan had a very good fall as red-shirt freshman. Eric Griffin had a really good fall, and Marvella Harris has come further than any of the returning players in his preparation. He worked very hard in the off-season to get ready for his sophomore year.

As a transfer, Darren White has shown some tremendous athleticism and electrifying play-making ability in the pre-season.

Lorne Merthie is shooting the ball better than I've ever seen him shoot it and that's pretty dog-gone good. He's just in better physical condition, more actively involved in the process.

**Question:** The 2011-12 non-conference schedule includes trips to three BCS conference opponents – Iowa, Virginia Tech and NC State – plus Creighton on the road, as well as dates against regional rivals East Carolina, UNC Wilmington, Appalachian State and NC A&T. Share with us your scheduling philosophy.

**Laing:** I think our schedule is what this University and this program deserves. If we're truly going to keep up with the level of commitment and intensity this institution is supplying for our program, we need to show we not only measure up but exceed some of the more traditional programs in the region in ability to win at this level.

I just like the fact that each time we walk on the floor, there's a tremendous challenge. I think that makes your team sharper come January and February. There are very few buffers on the schedule. Night-in and night-out, we should be prepared to give our best effort. We want to make people understand that we are a player in this region.

**Question:** How do you see the Big South race stacking up this season?

**Laing:** I see us at the end, being right in the mix and contending. If we were in the A-Sun or SoCon, I think we'd be contending, but the fact of the matter, we're in the Big South and I think we'll be right there at the end. I don't know a lot about the rest of the league, but I do know that this is one of the best teams we've had at Campbell, so I feel awfully good about what we'll be able to do.



**Amir**  
**CELESTIN**  
**6-1 / Senior / Guard**  
**Miami, Fla. / Norland HS**

**2**

**Career:** Has dealt 205 assists in 90 games... On track to rank among CU all-time Division I era (since 1977-78) leaders in games played and assists... Enters 2011-12 season just 20 assists shy of 10th place on school career charts...

**2010-11:** Averaged career-high 7.2 points and 2.5 assists (14th in the A-Sun) in 30 games (career-high 17 starts)... Scored in double figures 9 times, including season-high 16 vs. East Tennessee State (2/24)... Notched 10 points and career-high 6 assists in regular season finale vs. USC Upstate (2/26)... Had 9 points -- including 2 FTs with 2.9 seconds remaining -- and 3 assists in 64-61 win at Stetson (2/17)... Dealt 5 assists while matching career high 5 rebounds at Kennesaw State (2/7)... Scored 13 points (5-10 FG) at Longwood (1/25)... Had 8 points and 5 assists in win over Stetson (1/22)... Dealt 5 assists in win over Mercer (1/10)... Hit double figures for 3rd-straight game with team-high 13 (4-5 FT) -- to match his season high -- with 5 assists and only 1 turnover in 33 minutes during win over Kennesaw State (1/7)... Scored 10 points (5-9 FG) vs. North Florida (1/5)... Tallied 13 points (5-6 FG), plus a career-high 5 steals vs. Jacksonville (1/3)... Had 5 points, 5 assists and 0 turnovers in a career-high 33 minutes during win over UNC Wilmington (12/22)... Made first start of year in win over Western Carolina (12/10), contributing 9 points, 3 assists and 2 steals... Missed Johnson C. Smith game (11/29) with bruised wrist... Tallied 12 points off the bench in win over Longwood (11/27)... Came off bench to hit season-high for 2nd-straight game with team-leading 13 points (5-7 FG, 3-3 FT) and 4 rebounds in 61-54 win at Auburn (11/20)... Scored 8 points (6-6 FT) and 5 assists (no turnovers) in win over Middle Tennessee (11/19)... Played 14 minutes off the bench in season opener at No.-21 Virginia Tech (11/12) with 4 points and 1 assist...

**2009-10:** Averaged 4.7 points and 2.0 assists, plus 1.2 steals (14th in A-Sun) while playing all 30 games for Atlantic Sun regular season champions... Shot 34.6 percent from the floor, 28 percent from 3-point range and 75 percent (42-56) from the line... Had 3 assists, 0 turnovers and 2 steals in 23 minutes of win over ETSU (2/19)... Came off the bench in win over USC Upstate (2/17) to contribute 11 points, 2 assists and 2 steals in 24 minutes... Collected 3 assists, 2 steals and just 1 turnover in 25 minutes of win vs. Kennesaw State (2/15)... Made 3 steals in win over Mercer (2/12)... Led team with 12 points (6-8 FT) and 4 rebounds in 21 minutes off the bench vs. Belmont (1/30)... Had 3 assists and 2 steals, plus a season-best 4 rebounds in win over Stetson (1/16)... Dealt 5 assists in wins at Kennesaw State (1/9) and at USC Upstate (1/2)... Tied career-high with 6 assists with 0 turnovers and 2 steals in win over Appalachian State (12/30)... Scored season-best 14 points (6-12 FG) with 4 assists in 23 minutes at Longwood (12/22)... Tied season-high with 5 assists in win over Jacksonville (12/19)... Matched season high with 12 points (4-8 FG, 4-5 FT), plus 2 assists and 2 steals in 1st start of year at Western Carolina (12/10)... Scored season-high 12 points (career-high 6-of-7 from the line) in win at UNC Asheville (11/21)... Dealt season-best 5 assists in win over East Carolina (11/17)...

**2008-09:** Averaged 4.7 points and 2.3 assists while playing in all 30 games with one start... Shot 43% from 3-point range (22-51)... Scored in double digits four times... Equaled his season-high with 6 assists in just 15 minutes during win over ETSU (2/23)... Tallied 16 points -- one shy of his season high -- on 6-of-10 shooting (3-6 threes), plus 3 assists vs. Belmont (2/6)... Had 11 points (3-3 threes) with 5 assists in 18 minutes of win at Kennesaw State (1/31)... Made season-high 3 steals in first career start, a win over North Florida (1/19)... Scored season-high 17 points (8-10 FG) with 4 assists to lead team in both categories at VMI (12/9)... Dealt season-best 6 assists in 17 minutes vs. VMI (11/24)... Scored 14 points (5-6 FG, 4-5 threes) with 2 assists in win over UNC Asheville (11/22)... Had 5 assists in collegiate debut vs. Chowan (11/15)...

**Prep:** Helped his team compile a 77-17 won-lost record over his three-year varsity career that included state titles in 2006 and 2008... Scored 18 points -- including 13-straight in a decisive 22-7 third quarter run -- to lead Norland to a 59-54 victory over Boyd Anderson, which was ranked 20th nationally by the National Prep Basketball Poll, in the Florida 6-A finals... Named first-team all-state and MVP of the 2008 Florida 6-A state championship game... Finished his senior year with averages of 10.6 points, 2.0 rebounds and 3.2 assists per game, while connecting on 47 percent of his 3-point field goal attempts for the Vikings, who finished the year with a 27-6 record... Named to the All-Dade County team and selected to participate in the Miami-Dade All-Star games against the Broward County and Palm Beach County all-stars... As a junior, named team MVP while contribut-

**Celestin's Details**

**Full Name**  
Amir Ashaude Celestin (uh-MEER sell-uh-STEEN)  
**Major**  
Communication Studies  
**Birthdate**  
July 18, 1990  
**Birthplace**  
Miami, Fla.  
**Parents' Name**  
Kimberly Gaines  
**High School Coach**  
Lawton Williams III  
**AAU Coach**  
Travis Jones

**Career Highs**

**Points**  
17 at VMI (12/9/08)  
**Rebounds**  
5 (2X) last at Kennesaw State (2/7/11)  
**Assists**  
6 (4X) last vs. USC Upstate (2/26/11)  
**Field Goals**  
8 at VMI (12/9/08)  
**Field Goal Attempts**  
13 vs. ETSU (2/24/11)  
**Three-Point Field Goals**  
4 vs. UNC Asheville (11/22/08)  
**Three-Point Attempts**  
6 vs. Belmont (2/6/09)  
**Free Throws**  
6 (3X) last vs. Longwood (11/27/10)  
**Free Throw Attempts**  
10 vs. Longwood (11/27/10)  
**Steals**  
5 vs. Jacksonville (1/3/11)  
**Blocked Shots**  
1 (8X) last vs. Belmont (2/12/11)  
**Minutes Played**  
38 vs. ETSU (2/24/11)



**AMIR CELESTIN's Career Stats**

Year	GP	GS	Min	Avg	Total			Rebounds				PF	FO	Ast	TO	Blk	Stl	Pts	Avg						
					FG	FGA	Pct	3FG	3FGA	Pct	FT									FTA	Pct	Off	Def	Tot	Avg
2008-09	30	1	577	19.2	52	114	.456	22	51	.431	16	35	.457	3	32	35	1.2	91	5	70	54	3	22	142	4.7
2009-10	30	2	564	18.8	44	127	.346	7	25	.280	42	56	.750	11	34	45	1.5	59	1	60	47	1	36	137	4.6
2010-11	30	17	748	24.9	80	202	.396	6	26	.231	50	72	.694	9	35	44	1.5	84	5	75	56	4	21	216	7.2
<b>TOTAL</b>	<b>90</b>	<b>20</b>	<b>1889</b>	<b>21.0</b>	<b>176</b>	<b>443</b>	<b>.397</b>	<b>35</b>	<b>102</b>	<b>.343</b>	<b>108</b>	<b>163</b>	<b>.663</b>	<b>23</b>	<b>101</b>	<b>124</b>	<b>1.4</b>	<b>234</b>	<b>11</b>	<b>205</b>	<b>157</b>	<b>8</b>	<b>79</b>	<b>495</b>	<b>5.5</b>



ing 14.2 points, 3.2 assists and hitting 53 percent of his threes for a 22-5 club... He and fellow Camel senior Lorne Merthie were members of the highly-regarded Florida Rams AAU program, which produced the likes of NBA performers Amare Stoudemire, Travis Outlaw and Renaldo Balkman...

**Personal:** Has one brother, Kyrik...

**Eric****GRIFFIN****6-8 / Senior / Forward****Orlando, Fla. / Boone / Garden City CC****21**

**2010-11:** Averaged 13.2 points (9th in A-Sun), 6.9 rebounds (5th), 2.1 blocks (2nd) and 1.69 steals (5th) while shooting 50.4% from floor (8th)... In A-Sun regular season games, he led the league in blocks (2.2), ranked 8th in scoring (14.0), 4th in rebounding (7.1), 10th in FG% (.524) and 4th in steals (1.7)... Scored in double figures 20 times in 29 games... Had five double-digit rebounding nights... Set school single-season Division I era (since 1977-78) record with 61 blocked shots... Scored 16 points (6-9 FG) and grabbed 8 rebounds in 54-53 A-Sun first-round loss to East Tennessee State (3/2)... Had 14 points, 9 boards, season-high 4 assists and 2 blocks vs. USC Upstate (2/26)... Had 4 blocks vs. ETSU (2/24) to set school single-season record with 57 through his 27th game... Posted 5th double-double of the year with 13 points and 12 rebounds in 22 minutes at Florida Gulf Coast (2/19)... Chipped in 14 points (6-9 FG) and 3 steals in win at Stetson (2/17)... Named A-Sun Newcomer of the Week (2/15) after averaging 22.5 points, 7.5 rebounds, 3.5 blocks and 2.5 steals in 2 games... Had 4th double-double of the year vs. Belmont (2/12) with 17 points, 11 boards, plus 5 blocks... Scored career-high 28 points -- 20 in first half -- vs. Lipscomb (2/10) when he set a Gore Arena record for single-game 3-point field goal % (.857) after hitting 6-of-7 from long distance, and added 2 blocks and 3 steals.. Scored 21 points (8-12 FG, 4-4 FT) with 8 boards, 2 blocks and season-best 4 steals at Jacksonville (1/31)... Tallied 23 points (8-13 FG, 7-8 FT), plus 8 rebounds and 3 blocks in win at North Florida (1/29)... Scored 18 points with 10 rebounds (7 offensive) and 3 assists in win over Stetson (1/22)... Had 17 points (7-10 FG), 8 rebounds and 4 blocks against Florida Gulf Coast (1/20)... Scored 21 points on 10-14 shooting with 8 rebounds and 4 steals at Lipscomb (1/17)... Had 10 points and 11 rebounds with 4 steals in OT win over Mercer (1/10)... Posted first career double-double with 19 points and 13 rebounds, plus season-best 5 blocks at ETSU (12/30)... Missed Longwood and JC Smith games with ankle injury... Named to Global Sports Hoops Showcase all-tournament team after averaging 11.0 points, 4.7 rebounds and 2.3 blocks and helping team to wins over Middle Tennessee and Auburn... Led CU with 20 points (7-9 FG, 4-4 threes) in win over Middle Tennessee (11/19)...

**Garden City CC (2009-10):** Averaged 8.1 points, 6.5 rebounds, shot 57.1 percent from the floor and blocked 50 shots in 32 games (1.6 per outing)...

**Hiwassee CC (2008-09):** Averaged 16 points, 6.2 rebounds and 2.4 blocks per outing...

**Prep:** Played only one year of basketball (senior year) for coach Wille Anderson at Boone High School... Also competed in track and field...

**Personal:** Has three siblings -- Bacarra Bracy, Damien King and Adrian King...

**Griffin's Details****Full Name**

Eric Londery Griffin

**Major**

Education

**Birthdate**

May 26, 1990

**Birthplace**

Orlando, Fla.

**Parents' Names**

Alma Bracy and Michael Jessie (stepfather), James Martin

**Junior College Coach**

Kris Baumann (Garden City)

**High School Coach**

Willie Anderson

**Career Highs****Points**

28 vs. Lipscomb (2/10/11)

**Rebounds**

13 at East Tennessee State (12/30/10)

**Assists**

4 vs. USC Upstate (2/26/11)

**Field Goals**

10 at Lipscomb (1/17/11)

**Field Goal Attempts**

15 at East Carolina (11/15/10)

**Three-Point Field Goals**

6 vs. Lipscomb (2/10/11)

**Three-Point Attempts**

7 vs. Lipscomb (2/10/11)

**Free Throws**

7 (3X) last at Mercer (2/5/11)

**Free Throw Attempts**

10 (2X) last vs. Lipscomb (2/10/11)

**Steals**

4 (4X) last at Jacksonville (1/31/11)

**Blocked Shots**

5 (2X) last vs. Belmont (2/12/11)

**Minutes Played**

37 (2X) last vs. USC Upstate (2/26/11)

**ERIC GRIFFIN's Career Stats**

Year	GP	GS	Min	Avg	Total			3FG	3FGA	Pct	FT	FTA	Pct	Rebounds				PF	FO	Ast	TO	Blk	Stl	Pts	Avg
					FG	FGA	Pct							Off	Def	Tot	Avg								
2010-11	29	22	814	28.1	136	270	.504	21	61	.344	89	144	.618	63	137	200	6.9	99	6	28	78	61	49	382	13.2





**Lorne**  
**MERTHIE**  
**6-2 / Senior / Guard**  
**Sanford, Fla. / Winter Springs HS**

# 25

**Career:** The 2009 A-Sun Freshman of the Year is one of the top 3-point shooters in Campbell history... Stands 4th on school career charts for treys made (176) and 6th in 3s attempted (429), while ranking 5th in 3-point % (.410)... Has scored in double figures 40 times... Career 74.7% free throw shooter...

**2010-11:** Pre-season A-Sun All-Conference choiced missed the final 8 games of the season with a knee injury... Averaged 11.2 points per game, while hitting 55-of-131 (.420) from 3-point range... Tallied 18 points (6-11 threes) with 5 assists vs. Florida Gulf Coast (1/20)... Scored 16 points (4-6 threes) with 4 assists at Lipscomb (1/17)... Scored 9 of his career-high 27 points in overtime during win over Mercer (1/10)... Added game-high 6 assists in career-high 41 minutes... Hit 7-of-8 FTs in OT, career-highs 10-of-16 overall, vs. Bears... Did not miss a shot (3-3 FG, 2-2 threes, 3-3 FT) in 11-point outing vs. North Florida (1/5)... Led team with 14 points (plus 4 assists and 0 turnovers) vs. Jacksonville (1/3)... Scored team-high 14 points, with 2 assists (including pass to Junard Hartley for game-winning 3) plus 3 steals in career-high 40 minutes during win over UNC Wilmington (12/22)... Scored 12 points (3-4 threes) in win over Western Carolina (12/10)... Tallied 23 points (tied career high with 7 threes) with career-best 8 assists in win over Johnson C. Smith (11/29)... Scored 19 points and matched career high with 8 rebounds, plus 6 assists and 4 steals in win over Longwood (11/27)... Tabbed A-Sun Player of the Week (11/23)... Named MVP of the Global Sports Hoops Showcase after averaging 15.7 points and 2.3 steals over three games, shooting 53% from the field (16-30) and 62.5% (10-16) from three-point range... Scored season-high 22 points (8-13 FG, 4-4 threes) with season-best 4 steals vs. Samford (11/21)... Had 8 points and 4 steals in 61-54 win at Auburn (11/20)... Season-high 17 points (4-7 threes) and 6 rebounds, plus 3 assists in win over Middle Tennessee (11/19)...

**2009-10:** Team's 2nd-leading scorer (10.7), who rated 23rd among Atlantic Sun Conference leaders... Also ranked 2nd in league in steals (2.0), 2nd in 3-point FG% (.411) and 5th in 3-point FG made per game (2.3)... Shot 79.2% (38-48) from the line... In A-Sun games only, led league in 3-point accuracy (.452)... 2nd-most accurate 3-point shooter among active A-Sun players with at least 100 career 3FGM (.406)... Scored in double figures 16 times... Pulled down season-high 5 rebounds in win at North Florida (2/27)... Led CU in scoring for 2nd-straight game with 19 points (5-10 3s), plus 3 steals in win over ETSU (2/19)... Made his first 5 threes and finished with a career-high 7 (in 9 attempts) for 21 points in win over USC Upstate (2/17)... Scored 18 points in 1st half vs. Spartans when CU built an 18-point lead at the break... Led CU with 16 points, including a career-high 5 threes (9 attempts), plus season-high 5 assists in win at Florida Gulf Coast (2/6)... Equaled career-high with 5 steals at ETSU (1/27)... Scored 16 points (6-8 FG, 4-5 threes) and tied his career mark for treys during win over Stetson... Matched career-high with 5 steals and scored 11 points in win over Florida Gulf Coast (1/14)... Scored 13 points with 2 assists and 3 steals in win at Kennesaw State (1/9)... Chipped in 9 points, 3 rebounds, 3 assists and 3 steals in win at USC Upstate (1/2)... Scored a career-high 24 points (9-11 FG, 4-6 threes) in win over Appalachian State (12/30), when he tallied 15 second-half points and did not miss a shot (6 attempts) after intermission. Added 4 assists and just 1 turnover in 29 minutes vs. Mountaineers... Matched then season-high with 17 points (4-7 threes) and grabbed a career-best 5 steals in win over Jacksonville (12/19)... Had 13 points and season-high 5 assists plus 3 steals in win at UNC Asheville (11/21)... Led team with 17 points in win over East Carolina (11/17)...

**2008-09:** Named A-Sun Freshman of the Year and only unanimous choice to the A-Sun All-Freshman team... Lone freshman in the A-Sun to start each of his team's games (30)... Presented team's Newton-Roberts Award (Unsung Hero)... 2nd-leading scorer (9.5) on team (30th in league), who connected on 40% of his 3-pointers (3rd in A-Sun) and 78.6% (66-84) of his FTs (7th in league)... Averaged 2.43 assists/game... Finished 15th in A-Sun with 1.73 threes made per game and 9th in steals (1.57)... During the last four regular season games, averaged 17.8 points and 2.3 steals, while shooting 57 percent (21-37) from the floor, 67 percent (12-18) from 3-point range and 89.5 percent (17-19) from the line... Led all A-Sun freshmen in free throw percentage (.786), and 3-point field goal percentage (.400), while ranking 2nd in scoring (9.5), steals (1.57) and 3-pointers made per

## Merthie's Details

**Full Name**  
Lorne Merthie (MERTH-eee)  
**Major**  
Sport Management  
**Birthdate**  
Feb. 16, 1990  
**Birthplace**  
Orlando, Fla.  
**Parents' Names**  
Bernard and Tonya Merthie  
**High School Coach**  
Travis Jones  
**AAU Coach**  
Travis Jones

## Career Highs

**Points**  
27 vs. Mercer (1/10/11)  
**Rebounds**  
8 (2X) last vs. Longwood (11/27/10)  
**Assists**  
8 (2X) last vs. Johnson C. Smith (11/29/10)  
**Field Goals**  
9 vs. Appalachian State (12/30/09)  
**Field Goal Attempts**  
18 vs. Lipscomb (2/9/09)  
**Three-Point Field Goals**  
7 (2X) last vs. Johnson C. Smith (11/29/10)  
**Three-Point Attempts**  
13 vs. Johnson C. Smith (11/29/10)  
**Free Throws**  
10 vs. Mercer (1/10/11)  
**Free Throw Attempts**  
16 vs. Mercer (1/10/11)  
**Steals**  
5 (4X) last vs. ETSU (3/4/10)  
**Blocked Shots**  
1 (4X) last at North Florida (2/27/10)  
**Minutes Played**  
41 vs. Mercer (1/10/11)



## LORNE MERTHIE's Career Stats

Year	GP	GS	Min	Avg	Total			Rebounds			PF	FO	Ast	TO	Blk	Stl	Pts	Avg							
					FG	FGA	Pct	3FG	3FGA	Pct									FT	FTA	Pct	Off	Def	Tot	Avg
2008-09	30	30	871	29.0	83	227	.366	52	130	.400	66	84	.786	12	85	97	3.2	68	1	73	59	1	47	284	9.5
2009-10	30	27	870	29.0	105	250	.420	69	168	.411	38	48	.792	14	55	69	2.3	73	1	52	43	3	60	317	10.6
2010-11	23	21	686	29.8	85	205	.415	55	131	.420	32	50	.640	8	54	62	2.7	39	0	61	26	0	31	257	11.2
<b>TOTAL</b>	<b>83</b>	<b>78</b>	<b>2427</b>	<b>29.2</b>	<b>273</b>	<b>682</b>	<b>.400</b>	<b>176</b>	<b>429</b>	<b>.410</b>	<b>136</b>	<b>182</b>	<b>.747</b>	<b>34</b>	<b>194</b>	<b>228</b>	<b>2.7</b>	<b>180</b>	<b>2</b>	<b>186</b>	<b>128</b>	<b>4</b>	<b>138</b>	<b>858</b>	<b>10.3</b>



game (1.73) and 3rd in assists (2.43)... Scored in double figures 12 times and tallied 9 points on four other occasions... Led CU in scoring for 4th-straight game (all wins) with 19 points (5-9 FG, 3-4 threes, 6-6 FT), plus 6 rebounds, 2 assists, 0 turnovers and 3 steals against Stetson (2/27)... Scored 20 points (4-7 threes, 6-6 FTs), plus 3 steals in victory over East Tennessee State (2/23)... Led CU with 10 points (4-7 FG) in win over USC Upstate (2/21)... Celebrated his 19th birthday (2/16) with a season-high 22 points (7-10 FG, 3-3 threes, 5-7 FT) with 5 rebounds, 3 assists and 2 steals in win at Jacksonville (2/16)... Scored 17 points -- 15 in the 2nd half -- at USC Upstate (1/24) where he made 5-7 from the floor, 3-5 threes and 4-5 from the line while matching his season-best with 4 steals... Swiped a season-high 4 steals vs. Jacksonville (1/17)... Tallied 14 points (4-6 FG, 2-2 threes, 4-4 FT) with season-highs of 8 rebounds and 8 assists in win over UNC Pembroke (12/20)...

**Prep:** Named second-team Class 6A all-state as a senior by the Florida Sports Writers Association... Averaged 16.3 points, 4.5 assists, 7.1 rebounds and 3.2 steals per game in senior campaign when he led his squad to a 27-4 record and the first state final four berth in school history... Three-time all-conference performer (twice first-team) at Winter Springs HS... Named District Player of the Year in 2008... Helped his team to consecutive 20-win seasons in final two prep years... AAU teammate of fellow CU senior Amir Celestin on the Florida Rams...

**Personal:** His father, Bernard played basketball at Eckerd College and coached at Seminole Community College... Has four siblings – Lyndon, Briana, Toya and Michael... His cousin, Darryl Merthie, played basketball at Marshall University ... Honor roll student in 2008 at Winter Springs...



**Rico**  
**FERGUSON**  
**6-2 / Sophomore / Guard**  
**Richmond, Va. / Bird HS / Heat Academy**

**3**

**2010-11:** Played in 28 games (16.5 minutes per outing) and averaged 4.2 points... Scored in double figures 4 times... Scored 10 points (3-4 FG, 4-6 FT) vs. ETSU (2/24)... Chipped in 7 points in win at Stetson (2/17)... Scored 10 points (4-6 FG, 2-2 FT) with 3 assists vs. Lipscomb (2/10)... Dealt season-high 5 assists at Kennesaw State (2/7)... Registered first career block at Mercer (2/5)... Scored 10 points (3-6 FG, 4-4 FT) with 2 assists at Jacksonville (1/31)... Dealt 4 assists in 27 minutes at Lipscomb (1/17)... Hit season highs for points (11) and rebounds (5) at Belmont (1/15)... Had 5 points in 1st career start -- win vs. Longwood (11/27)... Had two steals in 16 minutes at East Carolina (11/15)... Came off bench in collegiate debut at No.-21 Virginia Tech (11/12) and scored 4 points in 17 minutes...

**Prep:** Led Heat Academy to a 33-4 record during the '09-10 season... One of six Division I signees (along with fellow CU freshman Marvelle Harris) on the squad that was rated number-3 prep school team in the country... Averaged 12.1 points, 5.2 assists and 3.3 steals per game... Played at Lloyd C. Bird High School (Richmond, Va.) and selected for South squad in the annual 804 All-Star Game following his senior season in 2009... First-team all-conference and all-Dominion district second-team choice in '09... Averaged 17.1 points and 6.8 assists as a senior... Four-year starter, who scored more than 1,000 career points... Set school record with 14 assists in one game...

**Personal:** Played AAU ball for the Richmond Squires...

**Ferguson's Details**

**Full Name**  
Eric Ferguson  
**Major**  
Undecided  
**Birthdate**  
Dec. 14, 1990  
**Birthplace**  
Richmond, Va.  
**Parents' Names**  
Eric Scott, Robin Ferguson  
**Prep School Coach**  
Jason Nibblet  
**High School Coach**  
Chuck Tester

**Career Highs**  
**Points**  
11 at Belmont (1/15/11)  
**Rebounds**  
5 at Belmont (1/15/11)  
**Assists**  
5 at Kennesaw State (2/7/11)  
**Field Goals**  
4 (2X) last vs. Lipscomb (2/10/11)  
**Field Goal Attempts**  
7 (2X) last at Lipscomb (1/17/11)  
**Three-Point Field Goals**  
0  
**Three-Point Attempts**  
1 (3X) last vs. Belmont (2/12/11)  
**Free Throws**  
4 (2X) last vs. ETSU (2/24/11)  
**Free Throw Attempts**  
6 (2X) last vs. ETSU (2/24/11)  
**Steals**  
2 (3X) last vs. ETSU (3/2/11)  
**Blocked Shots**  
1 at Mercer (2/5/11)  
**Minutes Played**  
30 vs. ETSU (3/2/11)



**RICO FERGUSON's Career Stats**

Year	GP	GS	Min	Avg	Total			3FG	3FGA	Pct	FT	FTA	Pct	Rebounds				PF	FO	Ast	TO	Blk	Stl	Pts	Avg
					FG	FGA	Pct							Off	Def	Tot	Avg								
2010-11	28	4	462	16.5	38	89	.427	0	3	.000	41	61	.672	11	25	36	1.3	72	2	27	28	1	17	117	4.2



# Marvelle HARRIS

# 15

**6-6 / Sophomore / Forward**  
**Macon, Ga. / Northeast HS / Heat Academy**

**2010-11:** Averaged 5.8 points and 5.4 rebounds while playing in all 31 games... Ranked 5th among A-Sun leaders in blocks (1.52) and 18th in rebounds... His 47 blocks tied for 7th most in CU Division I era (since 1977-78) single-season history... Scored in double figures 5 times... Had 3 blocks in win at Stetson (2/17), including one with 6 seconds left on Luis Jacobo's lay-up attempt that would have given Hatters the lead... Tallied 11 points and 10 rebounds vs. Belmont (2/12) for his 2nd double-double and 5th double-digit rebounding game... Had 8 points (4-5 FG) and 10 rebounds at Longwood (1/25)... Chipped in 8 points and 6 boards with 2 steals in win over Stetson (1/22)... Matched season-high with 5 blocks, plus 8 rebounds in OT win over Mercer (1/10)... Scored 11 points with 2 blocks in win over Kennesaw State (1/7)... Had 10 boards vs. North Florida (1/5), while also blocking 4 shots... Scored 11 points with 7 rebounds in win over UNC Wilmington (12/22)... Grabbed double-digit boards (12) for 2nd-straight game to go along with 9 points in win at USC Upstate (12/16)... Named A-Sun Newcomer of the Week (12/14) after first career double-double in win over Western Carolina (12/10). Had 10 points, 14 rebounds and 5 blocks vs. Catamounts... Scored season-high 16 points (Gore Arena record 8-8 from the floor) with 8 rebounds and 4 blocks in vs. Johnson C. Smith (11/29)... Named Atlantic Sun Conference pre-season newcomer of the year by Blue Ribbon Basketball Yearbook...

**Prep:** Led Heat Academy to a 33-4 record during the '09-10 season... One of six Division I signees (along with fellow CU freshman Rico Ferguson) on the squad that was rated number-3 prep school team in the country... Averaged 10.2 points and 8.2 rebounds per game at Heat Academy... Ranked 20th-best player in the state of Georgia's class of 2010 while at Northeast High School... First-team all-region performer as freshman, sophomore and junior at Northeast HS, where he earned all-state recognition as a junior before enrolling at Heat Academy for senior season... Led region in rebounding both as a sophomore (12.0) and junior (13.0) and helped his squad to three-straight playoff berths... Averaged 17 points, 13 rebounds and 6.5 blocks as a junior, 10 points, 12 rebounds and 4 blocks as a sophomore and 14.5 points, 10 rebounds and 4 blocks during freshman year... Helped Northeast HS compile a 65-10 record during his 3 years...

**Personal:** Played on Atlanta Celtics AAU team... Has three siblings, including twin brother Jemelle and sisters, Chandra, who plays basketball at Georgia State, and Charlyn... Father played basketball at Iowa State...

## Harris' Details

**Full Name**  
Charles Marvelle Harris (mar-VELLE)  
**Major**  
Undecided  
**Birthdate**  
Feb. 27, 1991  
**Birthplace**  
Macon, Ga.  
**Parents' Names**  
Charles and Linda Harris  
**Prep School Coach**  
Jason Nibblet  
**High School Coach**  
Dartez Talbot

## Career Highs

**Points**  
16 vs. Johnson C. Smith (11/29/10)  
**Rebounds**  
14 vs. Western Carolina (12/10/10)  
**Assists**  
2 (4X) last vs. Lipscomb (2/10/11)  
**Field Goals**  
8 vs. Johnson C. Smith (11/29/10)  
**Field Goal Attempts**  
13 vs. Belmont (2/12/11)  
**Three-Point Field Goals**  
0  
**Three-Point Attempts**  
0  
**Free Throws**  
4 vs. Samford (11/21/10)  
**Free Throw Attempts**  
4 (5X) last vs. ETSU (2/24/11)  
**Steals**  
2 vs. Stetson (1/22/11)  
**Blocked Shots**  
5 (2X) last vs. Mercer (1/10/11)  
**Minutes Played**  
35 vs. UNC Wilmington (12/22/10)



### MARVELLE HARRIS' Career Stats

Year	GP	GS	Min	Avg	Total			3FG	3FGA	Pct	FT	FTA	Pct	Rebounds				PF	FO	Ast	TO	Blk	Stl	Pts	Avg
					FG	FGA	Pct							Off	Def	Tot	Avg								
2010-11	31	20	638	20.6	75	149	.503	0	0	.000	29	50	.580	68	98	166	5.4	86	2	12	43	47	17	179	5.8



# Anthony HORTON

# 10

**6-8 / Sophomore / Forward**  
**League City, Texas / Clear Springs HS**

**2010-11:** Averaged 3.5 points and 1.7 rebounds in 21 games off the bench (9.0 minutes/game) while shooting 33% (11-33) from 3-point range, 43% overall... Hit career-highs with 14 points (6-11 FG) and 5 rebounds in win at North Florida (1/29)... Scored 7 points in 7 minutes at Longwood (1/25)... Had 8 points and 4 boards in win over Stetson (1/22)... Scored 8 points (3-3 FG) vs. North Florida (1/5)... Topped previous season highs for 2nd-straight game in points (7) and boards (4) in win at USC Upstate (12/16)... Contributed 6 points (2-3 threes) with 3 boards and 2 blocks in win over Western Carolina (12/10)... Came off the bench in his collegiate debut and played 3 minutes at No.-21 Virginia Tech (11/12)...

**Prep:** As a senior, led Clear Springs to the Texas 5-A state playoffs for the 2nd-straight year, while averaging 17.6 points and 7.2 rebounds per game... Shot 52 percent from the floor, 35 percent from 3-point range and 64 percent from the line while earning first-team all-district and all-county, plus team MVP honors... Participated in the Houston Area Basketball Coaches Association All-Star Game and was the East team's leading scorer... Rated the 29th-best player in the Houston area (4th largest metro area in the U.S.) by RCSSports.com... First team all-district and all-county choice as a junior when we averaged 16.4 points, 6.7 rebounds and shot 55 percent from the floor and 75 percent from the line...

**Personal:** Played AAU ball for Houston Select... Has two sisters, Jennifer and Melody...



## Horton's Details

**Full Name**

James Anthony Horton

**Major**

Business Administration

**Birthdate**

Dec. 3, 1991

**Birthplace**

Pittsburgh, Pa.

**Parents' Names**

Jim and Shannah Horton

**High School Coach**

Chris Johnson

**AAU Coaches**

Darryl Duncan, Martin Fox, David Salinas, Greg Muse

**Career Highs**

**Points**

14 at North Florida (1/29/11)

**Rebounds**

5 at North Florida (1/29/11)

**Assists**

1 (2x) last at East Tennessee State (12/30/10)

**Field Goals**

6 at North Florida (1/29/11)

**Field Goal Attempts**

11 at North Florida (1/29/11)

**Three-Point Field Goals**

2 (2X) last at North Florida (1/29/11)

**Three-Point Attempts**

5 at North Florida (1/29/11)

**Free Throws**

1 (3X) last vs. Stetson (1/22/11)

**Free Throw Attempts**

2 vs. Stetson (1/22/11)

**Steals**

1 (4X) last at Jacksonville (1/31/11)

**Blocked Shots**

2 vs. Western Carolina (12/10/11)

**Minutes Played**

21 at North Florida (1/29/11)



**ANTHONY HORTON's Career Stats**

Year	GP	GS	Min	Avg	Total			3FG	3FGA	Pct	FT	FTA	Pct	Rebounds				PF	FO	Ast	TO	Blk	Stl	Pts	Avg
					FG	FGA	Pct							Off	Def	Tot	Avg								
2010-11	21	0	189	9.0	30	70	.429	11	33	.333	3	4	.750	10	26	36	1.7	31	0	2	16	5	4	74	3.5



**Andrew**  
**RYAN**  
**6-4 / Freshman-R / Guard**  
**Lynden, Wash. / Rabun Gap-Nacoochee (Ga.)**

**20**

**Ryan's Details**

**Full Name**  
Andrew Thomas Ryan  
**Major**  
Undecided  
**Birthdate**  
Oct. 18, 1991  
**Birthplace**  
Renton, Wash.  
**Parents' Names**  
Thomas and Neil Ann Ryan  
**High School Coach**  
Roger Cox  
**AAU Coach**  
Mike Woods

**Career Highs**

**Points**  
10 at East Carolina (11/15/10)  
**Rebounds**  
4 vs. Samford (11/21/10)  
**Assists**  
2 vs. Johnson C. Smith (11/29/10)  
**Field Goals**  
3 (2X) last vs. Johnson C. Smith (11/29/10)  
**Field Goal Attempts**  
11 vs. Johnson C. Smith (11/29/10)  
**Three-Point Field Goals**  
2 (2X) last at East Carolina (11/15/10)  
**Three-Point Attempts**  
9 vs. Johnson C. Smith (11/29/10)  
**Free Throws**  
4 at Auburn (11/20/10)  
**Free Throw Attempts**  
4 at Auburn (11/20/10)  
**Steals**  
1 at East Carolina (11/15/10)  
**Blocked Shots**  
0  
**Minutes Played**  
29 at Virginia Tech (11/12/10)

**2010-11:** Missed all but 6 games with a broken foot and granted a medical hardship waiver to retain year of eligibility... Averaged 5.7 points and had just 2 turnovers in 11 minutes over 6 games before injury... Came off bench to chip in 7 points with 2 assists in win over Johnson C. Smith (11/29)... Missed Longwood game (11/27) with hamstring injury... Pulled down season-high 4 rebounds vs. Samford (11/21)... Hit 4-of-4 free throws in final 7.1 seconds to seal 61-54 win at Auburn (11/20)... Tallied 10 points (all in the 2nd half) in first collegiate start at East Carolina (11/15), where he did not miss a shot (3-3 FG, 2-2 3FG, 2-2 FT)... Played 29 minutes off the bench in his collegiate debut at No.-21 Virginia Tech (11/12), where he scored 6 points and hit 2-of-4 three-pointers...

**Prep:** Earned first-team all-conference honors in the Carolinas Athletic Association and led Rabun Gap-Nacoochee to an 18-11 record, plus a state playoff berth... Averaged 17.9 points and 4.0 assists per game as a senior and scored a season-high 35 at Carolina Day... Also earned all-conference honors in baseball, batting .526 with 20 doubles, two home runs, 41 RBI and 11 stolen bases during the 2010 campaign... Spent his first two years at Lynden (Wash.) Christian before transferring to Rabun Gap-Nacoochee in the fall of 2008...

**Personal:** Played AAU ball for Team Vision (Asheville, N.C.)... Has three sisters, Meagan, Brianne and Kayleigh... His mother played basketball at Eastern Washington University... His cousin, Matt Door played basketball at the University of San Diego.



**RYAN's Career Stats**

Year	GP	GS	Min	Avg	Total			3FG	3FGA	Pct	FT	FTA	Pct	Rebounds				PF	FO	Ast	TO	Blk	Stl	Pts	Avg
					FG	FGA	Pct							Off	Def	Tot	Avg								
2010-11	6	2	111	18.5	11	27	.407	6	19	.316	6	7	.857	2	3	5	0.8	5	0	4	2	0	1	34	5.7



## Darren WHITE

**6-4 / Junior / Guard**

**Danville, Va. / Midland (Texas) JC  
James Madison / Dan River HS**

# 4

**2010-11 (Midland JC):** Played at Midland (Texas) College, which was ranked third in the NJCAA national poll... Averaged 6.4 points, 2.5 rebounds, 1.0 assists and 1.0 steals while shooting 54 percent from the floor... Scored a season-high 30 points and grabbed 8 rebounds against Northwest College...

**2009-10 (James Madison):** Spent his first collegiate season at James Madison, where he was named to the Colonial Athletic Association All-Rookie Team... Played in 33 games with 20 starts and averaged 8.8 points and 4.0 rebounds in 27.2 minutes per game while hitting 42.4 percent of his shots from the field and 30 percent (35-117) from 3-point range... Tallied 13 double-figure games, including a season-high 22 points in 38 minutes at Gardner-Webb... Also scored 20 points against both Florida International and North Carolina Central and grabbed a season-high 10 rebounds at Eastern Michigan... Named CAA Rookie of the Week twice...

**Prep/Personal:** Following his senior year at Dan River High School in Ringgold, Va., White was named Group A Division 2 State Player of the Year... Averaged 19 points and 6.4 rebounds during his final campaign when he led the Wildcats to a 24-5 record, the Dogwood District title and a state Group A Division 2 runner-up finish... In the 2009 state final, White scored 34 points – 16 in the fourth quarter – in a 77-69 loss to Radford... Finished his prep career with 1252 points, 472 rebounds, 178 assists and 140 steals... Two-time, first-team All-Dogwood District choice... Honors graduate with a 3.9 cumulative grade-point average... Has two brothers, Bryant and Torrey ... Played for Carolina Cobras AAU program...

### White's Details

**Full Name**

Darren White

**Major**

Information Technology & Security

**Birthdate**

Aug. 1, 1991

**Birthplace**

Danville, Va.

**Parents' Names**

Virginia White, Will Powell

**Junior College Coach**

Ross Hodge

**High School Coach**

Jacob Gruse



## Antonio KALPIC

**6-9 / Sophomore-R / Forward**

**Sibenik, Croatia / Roane State (Tenn.) CC  
Wesleyan Christian (N.C.) Academy**

# 41

**2010-11 (Roane State CC):** Averaged 7.6 points and 5.4 rebounds per game, while shooting 54 percent from the field (74-138) and 68 percent from the free throw line (48-71)... Hit season highs with 20 points and 14 rebounds on Dec. 11 against Volunteer State CC...

**2009-10:** Red-shirt at Pfeiffer University (N.C.)...

**Prep/Personal:** Former Croatian Junior National Team member played his final two high school seasons at Wesleyan Christian Academy in High Point, N.C... Averaged 12 points, 9 rebounds and 4 assists as a senior in 2009 en route to earning all-conference and Greensboro News and Record all-region honors... Kalpic's father, Zoran, coached KK Brod-Svjetlost in the Croatian BIBL during 2010-11 and is a former professional basketball player in Europe... Has one brother, Franko...

### Kalpic's Details

**Full Name**

Antonio Kalpic (KAL-pick)

**Major**

Business Administration

**Birthdate**

Dec. 12, 1989

**Birthplace**

Sibenik, Croatia

**Parents' Names**

Zoran and Nada Kalpic


**Junior College Coach**

Randy Nesbit

**High School Coach**

Keith Gatlin





**Darius**  
**LEONARD**  
 6-9 / Sophomore / Forward  
 Raleigh, N.C. / Kent State  
 Kestrel Heights HS

**22**

After sitting out the 2011-12 season according to NCAA transfer guidelines, will have three seasons of eligibility remaining...

**2010-11 (Kent State):** Averaged 1.9 points and 1.5 rebounds, while playing in 30 games as a freshman at Kent State... Hit season-highs with 9 points and 9 rebounds in a win over Bryant... Also tallied 7 points in a victory over Youngstown State for the Golden Flashes, who finished 25-12, won the Mid-American regular season title, and advanced to the third round of the National Invitation Tournament...

**Prep/Personal:** As a senior at Kestrel Heights High School in Durham, Leonard averaged 16.9 points and 11 rebounds while leading his team to a 37-7 record in 2009-10... Rated the 35th best senior in the state of North Carolina by the Charlotte Observer and ranked the 118th-best power forward in the country by ESPN.com... Cousin of Donald Williams, MVP of the 1993 Final Four while leading North Carolina to the national championship... Has three brothers, Jay, Travis and Travion... Played for Carolina Cobras AAU program...

### Leonard's Details

**Full Name**  
Darius Devon Leonard  
**Major**  
Undecided  
**Birthdate**  
Sept. 12, 1991  
**Birthplace**  
Raleigh, N.C.  
**Parents' Names**  
Vicki Dunn, David Leonard  
**High School Coach**  
Howard Thomas



**Trae**  
**BREMER**  
 6-9 / Freshman / Center  
 Leoti, Kan. / Wichita County HS

**45**

**Prep:** Limited to just two games due to injury as a senior in 2010-11... Averaged 16.0 points, 8.5 rebounds and 3.5 blocks... Leading scorer (12.6) and rebounder (11.6) on 2009-10 Wichita County High School team that finished 14-8, won the Hi-Plains league tournament and advanced to the Sub-State Semi-finals... Finished fifth in the state of Kansas in rebounds and fourth in blocked shots (4.5) as a junior... First-team all-conference in 2009-10... Named honorable mention Class 2A all-state by the Wichita Eagle and Topeka Capital-Journal... Chosen 2nd-team all-area by the Hutchinson News and 3rd-team All-Area by the Garden City Telegram... Named to all-tournament team at Scott City Invitational...

**Personal:** Two-year team captain... Also earned three letters in football... 3 year letter winner in football... Has one sister, Tailar... Member of Kansas Select AAU program...

### Bremer's Details

**Full Name**  
Trae Wenlyn Bremer (Tray BRIM-ur)  
**Major**  
Physical Education  
**Birthdate**  
Sept. 13, 1992  
**Birthplace**  
Garden City, Kan.  
**Parents' Names**  
Mindi Bremer, Anthony Dixon  
**High School Coach**  
Matt Crist



**Trey****FREEMAN****6-2 / Freshman / Guard****Virginia Beach, Va. / Kellam HS****1**

**Prep:** (2010-11) Named second-team all-state as a senior at Kellam High School by the Associated Press and VirginiaPreps.com... Averaged 20 points, 5.1 rebounds, 4.8 assists and 1.9 steals per game while shooting 60.5 percent from the field, 49.1 percent from 3-point territory (26-53) and 82.3 percent (144-175) from the line... Led Kellam to the Beach District regular season and tournament championships and a 27-0 record before the Knights dropped a one-point loss to eventual state champion Norcom in the regional semifinals... Scored 32 points in both the Beach District tourney final win over Tallwood and in the opening round of the regional play-offs vs. Granby... Named Beach District Player of the Year and first-team all-district as well as to the Virginian-Pilot All-Tidewater First Team... 2009-10: 2nd-team all-district selection in 2009-10 at Kellam High School, where he averaged 14.8 points, 5 rebounds and 4 assists per game for Coach Norman Hassell's Knights... Ranked 34th in the class of 2011 by VirginiaPreps.com... Four-year starter at point guard and 3-time Team MVP...

**Personal:** Honor Roll student, who also earned the Academic Letter Award in each of his first three years... Played for AAU Boo Williams AAU program... Has one sister, Shawna, and two brothers, Aric and Adrian...

**Freeman's Details****Full Name**

James H. Freeman III

**Major**

Undecided

**Birthdate**

Oct. 12, 1992

**Birthplace**

Virginia Beach, Va.

**Parents' Names**

James and Miriam Freeman

**High School Coach**

Norman Hassell

**AAU Coach**

Jermaine Woods

**Jihad****WRIGHT****6-4 / Freshman / Guard****Gastonia, N.C. / Hunter Huss HS****24**

**Prep:** Led Hunter Huss High School to a 29-2 overall record and the 2011 North Carolina 3-A state championship... Averaged 11.9 points, 7.0 rebounds and 3.4 steals as a senior... Coached by Ron Bray, who was named North Carolina Coach of the Year in 2011... Named MVP of the 2011 State 3-A West Regional and also earned North Carolina Basketball Coaches Association All-District 10 third team honors... Chosen to the All-Gaston Gazette region team as well as to the All-Big South Conference first unit... Made the decisive free throw with 3.4 seconds remaining on Mar. 12 at Reynolds Coliseum in Raleigh to lift Hunter Huss to a 63-62 victory over Winterville South Central in the state title contest... Totaled 10 points and eight rebounds in the final and was voted the team's most outstanding player... In a 77-62 win over Hickory in the West Regional final in Greensboro, Wright scored 23 points and pulled down seven boards. He also had 18 points and 7 rebounds in a 73-63 victory over West Rowan in the West Regional semifinal... Over Wright's final two years, Hunter Huss produced a 52-6 overall record... Finished his career with 957 points...

**Personal:** Has four brothers, Foris, Orion, Cosmin and Kaseem...

**Wright's Details****Full Name**

Jihad Wright (Juh-HOD)

**Major**

Undecided

**Birthdate**

June 19, 1993

**Birthplace**

Manhattan, N.Y.

**Parents' Names**

Archie and Barbara Wright

**High School Coach**

Ron Bray





**Tyler**  
**ZEGARZEWSKI** **30**  
**6-6 / Freshman-R / Forward**  
**Hope Valley, R.I. / Chariho Regional HS**

**2010-11:** Sat out as red-shirt to retain year of eligibility... Earned roster spot as a walk-on...

**Prep:** Earned first-team all-state honors from the Providence Journal as a senior at Chariho Regional in 2010... Averaged 23.4 points, 11.9 rebounds and 2.0 steals, while making 35 threes... Scored career-high 38 points in 101-77 win over Cranston East... As a junior, averaged 14.3 points and 9.2 rebounds and named Rhode Island Division I South 2nd team... Also was a two-time all-state performer in golf and 2nd-team all-state choice in soccer after leading his team to a state title as a senior... Finished 6th in the javelin at the state track meet.

**Personal:** National Honor Society member... Academic scholarship recipient... Has one brother, Alex.

**Zegarzewski's Details**

**Full Name**  
 Tyler Zegarzewski (Zeh-gur-ZOO-skee)  
**Major**  
 Criminal Justice  
**Birthdate**  
 Oct. 2, 1991  
**Birthplace**  
 Charlestown, R.I.  
**Parents' Names**  
 Peter and Tracy Zegarzewski  
**High School Coach**  
 Gene Wilson



**Nnadozie**  
**ONUOHA** **35**  
**6-3 / Sophomore / Guard-Forward**  
**Wake Forest, N.C. / Wake Forest-Rolesville HS**

Earned roster spot as a walk-on in pre-season drills...

**Prep:** Averaged 10 points, 4 rebounds, 2 steals and 1.5 assists per game as a senior in 2009 at Wake Forest-Rolesville High School...

**Personal:** Presidential academic scholarship recipient... His brother, Chinedu, is a freshman linebacker on the Campbell football team... One of four siblings -- Chinedu (18), Yagazie (12) and Chijioke (10).

**Onuoha's Details**

**Full Name**  
 Nnadozie Louis Onuoha  
 (in-DOZE-ee oh-NEW-uh)  
**Major**  
 Pharmacy  
**Birthdate**  
 May 4, 1991  
**Birthplace**  
 Newark, N.J.  
**Parents' Names**  
 Onye Paul and Chinyere Onuoha  
**High School Coach**  
 Reggie Lucas





UNDER ARMOUR.



*UA SUPERSONIC*

*COOL UP TOP. EXPLOSIVE UNDERNEATH.  
QUICK ALL OVER.*

UNDER ARMOUR® IS PROUD TO BE THE OFFICIAL  
OUTFITTER OF CAMPBELL UNIVERSITY BASKETBALL.



UA.COM



**Robbie**  
**LAING**  
**Head Coach / Troy State (1982)**  
**Ninth Year at Campbell**

Now in his ninth season in charge of the Fighting Camels, Robbie Laing and his staff have orchestrated a remarkable turnaround in Buies Creek that has seen the Campbell University men's basketball program move from the bottom to the top of its league, setting school wins and attendance records in the process.

After guiding Campbell to a share of the 2010 Atlantic Sun regular season championship, plus school records for regular season (19) and league (14) wins, Robbie Laing was named coach of the year in voting by conference head coaches and sports information directors. He was also recognized as the District 3 Coach of the Year by the National Basketball Coaches Association and the A-Sun Coach of the Year by The Sporting News.

One year later, Campbell knocked off a Southeastern Conference foe (Auburn) for the first time since 1994, played the closest game in school history against a nationally-ranked opponent and set a school Division I era record with seven victories prior Christmas before injuries de-railed another promising season.

Over the past three seasons since moving into the John W. Pope Jr. Convocation Center / Gilbert Craig Gore Arena, Laing's teams have amassed a 45-46 overall record, 31-29 conference mark, stand 29-14 at home, and won a league regular season title.

Entering the 2011-12 season, Campbell owns a 38-32 record in its last 70 regular season games (.543).

Now, his program faces a new challenge in returning to the Big South Conference, of which Campbell was a charter member from 1983-94.

Last season, Campbell players missed a total of 41 games due to injury and 38 of those contests were missed by individuals who were starters in the team's first six games. By contrast, the 2009-10 A-Sun regular season championship team had a total of one missed game due to injury by its entire roster. Nevertheless, Campbell produced double-digit wins for the sixth-straight season – a feat that has not been accomplished by the program since 1984.

Campbell won the Global Sports Hoops Showcase – defeating Middle Tennessee and host Auburn along the way – as Lorne Merthie was named tournament MVP and joined on the all-tourney team by Eric Griffin.

The Camels led the A-Sun and ranked 27th in the nation with 5.0 blocked shots per game. CU shattered the school team (155) and individual (61 by Griffin) records for rejections in a year.

Laing is known for being able to adapt his on-court strategies with the changing personnel on his roster.

Since arriving at Campbell in 2003, his teams have been known for a high-octane, high-possession style of play, a renewed commitment to defense and taking care of the ball and shot selection at the other end of the floor. The Camels have also won by working the clock for the best shot available in half-court sets, as well as full-court pressure defense backed by shot-blocking capability at the other end.

Laing's 2009-10 squad secured the program's first winning season (19-11) and its highest league tournament seeding (4th) since '95-96 after providing the school with its first regular season title as a Division I member.

He was also named A-Sun coach of the year in 2006 by ColleagueInsider.com. Laing's 2010 recognition marked the first time the league tabbed a Campbell coach for its award since 1996.

Campbell finished the 2010 regular season with the program's most victories since the 1994 club won 20 and set a Pope Center/Gore Arena record for average attendance (1983) for the second-straight year. Laing's club picked up non-conference wins over East Carolina (Conference USA) and Appalachian State (Southern) and led ACC member Virginia Tech by 5 in the second half before falling to the Hokies 71-60 at Gore Arena in front of a greater-than-capacity crowd of 3205.

Laing's club posted a 12-3 record at home, including an 8-2 mark against A-Sun competition. The team's 6-game win streak in February marked the program's longest victory stretch since 1996.

CU finished 7-7 on the road during the regular season, 6-4 against A-Sun schools. The Camels won at least one game in each of their four, 2-game league road trips.

Coach Laing's team established a school standard on Feb. 27, 2010 when it shared the lead in a conference race at the latest time since joining the A-Sun in 1994-95.

During 2009-10, Campbell ranked 2nd in the country in steals per game and was 13th in turnover margin in early March. Junard Hartley was named 2010 A-Sun defensive player of the year, the first time a Camel has ever been so recognized.

While Laing's overall coaching record stands at 84-150 in eight years, over the past three seasons, the Camels stand just one victory below the .500 mark. The Fighting Camels have won more games over the last six years (79) than in any similar span at the school since the start of the 1991-92 season.

Despite competing with the 10th least-experienced roster among 343 NCAA Division I programs, The 2008-09 Fighting Camels (14-16 overall, 11-9 A-Sun) tied a school record for most Atlantic Sun Conference regular season victories, matching the 11 wins collected by the 1996 club, and recorded the program's first winning record in league play since the 2000 squad finished 10-8.

Campbell had the most-improved league record among A-Sun members. CU's 11 conference wins in 2008-

### Laing's Details

#### Full Name

Robert Alan Laing

#### Birthdate

March 5, 1958

#### Birthplace

Hancock, Mich.

#### Wife

Dana

#### Children

Earl Duncan (22), Christian (21), Nathan (18), Ansley Rae (15), Madison (14)

#### College

Troy State (1982)

#### Degree

Biology

#### Graduate School

Georgia Southern (1993)

#### Master's Degree

Physical Education

#### High School

Lakeside High School (Eufaula, Ala.)

#### Player Background

Lettered two years at Troy State

Lettered at Okaloosa-Walton CC

Lettered at Seminole CC

Played football one year at Vanderbilt

#### Off the Court

Enjoys hunting, fishing, NASCAR

#### Coaching History

##### 2003-present

Head coach, Campbell

##### 2000-02

Assistant Coach, Kansas State

##### 1999-2000

Assistant Coach, Southern Mississippi

##### 1996-99

Head Coach, Jones County

Junior College (Ellisville, Miss.)

##### 1994-96

Assistant Coach, Auburn

##### 1993-94

Assistant Coach, Clemson

##### 1987-93

Assistant Coach, Georgia Southern

##### 1986-87

Assistant Coach, Western Kentucky

##### 1984-86

Assistant Coach, Georgia Southern

##### 1982-84

Assistant Coach, Troy State

##### 1981-82

Head Coach, South Montgomery Academy (Montgomery, Ala.)

#### NBA Players Coached by Laing

Pat Burke (Phoenix)

Michael Curry (Indiana)

Tellis Frank (Golden State)

Kannard Johnson (Cleveland)

Clarence Martin (Utah)

Moochie Norris (New Orleans)

Jeff Sanders (Chicago)

Sharone Wright (Philadelphia)



*Laing was voted A-Sun Coach of the Year in 2010.*

09 were six more than the previous club managed.

Coach Laing's Camels set or tied 14 school team and individual records in '08-09, including largest margin of victory against a Division I opponent, Atlantic Sun foe and road game win in a 87-44 decision Jan. 31 at Kennesaw State. The Camels compiled winning records in back-to-back months for the first time in the Coach Robbie Laing era during Jan. and Feb. 2009.

From 2006-08, Campbell was ranked among the nation's top-10 teams in scoring offense, 3-point field goals made per game and steals.

Campbell players have routinely earned all-conference honors, including four-time winner Jonathan Rodriguez, who is one of five players in Atlantic Sun Conference history to receive all-league recognition four times.

In 2007-08, Rodriguez gained honorable mention mid-major All-America and first-team all-conference recognition in 2007-08 when he was one of six players nationally to average better than 20 points and 10 rebounds per game.

Lorne Merthie was named A-Sun Freshman of the Year in 2008-09, marking the first time a Camel received individual A-Sun top honors since the University joined the league in 1994-95. Merthie's recognition also was the first time a CU player was named league rookie of the year since Joe Spinks (1991), Scott Neely (1992) and Dan Pogue (1993) received similar honors in the Big South Conference.

Four of Laing's Camels have been named to the A-Sun All-Freshman squad, while his players have earned A-Sun All-Academic Team notice 28 times in his first eight years on the watch.

Coach Laing's 2006-07 squad posted the team's most overall wins (14) and reached the Atlantic Sun Conference tournament semifinals for the first time since 1996. From 2006-08, fans interest rekindled with Carter Gym filling to better than 90 percent of its capacity for men's basketball games, including 16 sellouts during that span.

Under Laing's guidance in 2006-07, Campbell hit the century mark a school-record five times during the season, including a 104-point effort in a win over Stetson, setting a school standard for most points scored vs. an A-Sun opponent. CU also notched school records for the program's largest margin of victory on

the road since joining the Division I ranks (30 at North Florida) and largest winning margin vs. an A-Sun foe.

CU ranked 10th nationally in team steals (9.68) in '06-07. Senior Ledell Eckles set school records for steals in a game (10 vs. UNC Pembroke) and a season (94), while ranking third among the nation's leaders in the category (3.03).

Rodriguez was named to the Atlantic Sun All-Conference first team and All-Freshman team in voting by league head coaches. He was Campbell's first freshman to earn all-conference honors since Joe Spinks gained 2nd-team All-Big South recognition in 1991 and was also chosen to the Collegeinsider.com Mid-Major Freshman All-America team and the Mid-Major All-Freshman team by Collegehoops.net. Rodriguez finished the year ranked 5th among the nation's freshman scoring leaders and he rated among A-Sun leaders in 10 statistical categories.

The program's improvement also showed at the free throw line where Campbell ranked 2nd overall among A-Sun schools in free throw percentage (.722) and broke the school record for highest foul shooting accuracy in a year. CU smashed school records for free throws made (577) and attempted (799) in a season. In fact, Campbell made and attempted more foul shots than any team in the Atlantic Sun Conference during 2006-07.

Named Atlantic Sun Conference Coach of the Year in 2006 by CollegeInsider.com, Coach Laing's Fighting Camels ended the year as the country's second-highest scoring team, and only one other school among 334 NCAA Division I members boasted a greater jump in conference victories from the 2004-05 season.

Along the way, the Camels shattered school records for scoring, 3-point field goals made and attempted and rebounds, while winning more than twice as many Atlantic Sun Conference games as in the previous three seasons combined.

Laing was named recognized by Collegeinsider.com after the Camels made a nine-game improvement in the league win column. One year after a 0-20 league slate, the Camels produced a 9-11 A-Sun record, and 10-18 overall mark. Only Jacksonville State, which played four additional Ohio Valley games in '05-06, notched a larger increase in conference victories (12-8 from 2-14) over the previous season.

During the 2005-06 campaign, Campbell scored at an 82.8 points per game clip, second only to Long Beach State (83.3) among Division I membership. The Camels knocked down 9.9 three-point field goals per game, the third-highest mark in the country, while ranking 13th nationally in assists (17.0) and rebounds (39.2) per game.

CU set school records for points scored in A-Sun games at home (99 vs. Bel-



*The Laing Gang (from left): Nathan, Christian, Madison, Robbie, Dana, Earl Duncan, Ansley Rae*

mont) and on the road (95 at Lipscomb).

Campbell led the Atlantic Sun Conference in scoring (82.8) and five other statistical categories. The Camels carried their success on the road, logging a 5-5 record in A-Sun away games, including a victory at regular season co-champion Lipscomb. CU produced the program's best league road mark since the 1999-2000 squad went 6-3 away from Carter Gym in A-Sun action.

CU also broke 13-year-old records for threes made (276) and attempted (787) in a campaign. The '92-'93 club hit 228 triples in 593 attempts. Despite playing only 28 games, the Camels pulled down a school-record 1098 rebounds in '05-'06, 18 more than the 1986-'87 squad grabbed in two additional contests.

Four Fighting Camels were named to the A-Sun All-Academic squad and Maurice Latham was chosen first-team All-Atlantic Sun Conference by league coaches as well as first-team all-state by the North Carolina Collegiate Sports Information Association.

Laing was introduced as head coach of the Fighting Camels in April 2003 after spending two seasons at Kansas State University as assistant coach and recruiting coordinator. He also served in a similar capacity at Southern Mississippi, Auburn, Clemson and Georgia Southern.

The progress in Campbell's rebuilding process was evident during Coach Laing's second year in charge. Campbell finished with a positive rebounding margin for the first time in 11 years. Despite facing one of the most challenging schedules in school history, the Fighting Camels proved competitive, both on the road and at home, where the team played to a near-capacity Carter Gym audience each outing.

His coaching career has taken him to stops in the Big-12, Southeastern, Atlantic Coast, Conference-USA, Sun Belt and Atlantic Sun conferences on the Division I level. He has recruited or coached six NBA players in his career, including three first-round draft choices. Among Laing's most notable students is former Detroit Pistons head coach Michael Curry and current Georgia Southern head coach Charlton Young, both of whom Laing mentored during his stint at Georgia Southern.

Laing's primary role while at Kansas State was serving as the Wildcats' recruiting coordinator. He was instrumental in helping K-State land back-to-back top 25 recruiting classes rated by Hoop Scoop magazine. The Wildcats' 2001 class was ranked number-25 by the publication, with the 2002 class rated number-11.

In addition, he has recruited or coached six NBA players in his career, including three first-round draft choices.

At Campbell, Laing has implemented an up-tempo offensive scheme that is built upon strong rebounding and tough defense. The foundation of a team that intends to hit the glass with purpose and play an up-tempo style is defensive effort, according to Coach Laing.

"Fast break opportunities are created off defense," he said. "The groundwork of our program is great defense and superb rebounding effort, both of which lead to getting the ball up-and-down the court like we like to do."

Before spending the 1999-2000 season as an assistant coach at Southern Mississippi, Laing served the previous three years (1996-'99) as head coach at Jones Junior College in Ellisville, Miss.

Prior to taking the head coaching position at Jones Junior College in 1996, Laing was an assistant coach under (current Coastal Carolina head coach) Cliff Ellis at Auburn, where he also directed recruiting efforts. While at Auburn, the resurgent Tiger program made a pair of NIT berths. Laing also served under Ellis for one season at Clemson, helping guide the Tigers to 18 victories in 1993-'94.

At Campbell, Laing returned to the Atlantic Sun (formerly the Trans America Athletic) Conference where he spent two stints as an assistant at Georgia Southern. In



Coach Laing discusses a win over ETSU with CSS broadcasters Sonny Smith (left) and Matt Stewart.

his final six-year stretch at the Statesboro, Ga., school (1989-'93), Laing signed 15 players who went on to earn all-conference honors. The highlight came during the 1991-'92 season, when all five starters were named to the All-Trans America Athletic Conference team.

During the 1986-'87 season at Western Kentucky, he helped lead the Hilltoppers to a 29-'9 record and a Sun Belt Conference championship. At WKU, he worked with the Hilltoppers' post players, three of whom were later selected in the NBA draft.

In all, Laing was with the Georgia Southern program for eight years, including three campaigns that saw the Eagles advance to postseason play. Georgia Southern won 70 percent of its games during his tenure with the program, posting a 161-'70 overall record. The Eagles were ranked 30th among Division I schools in winning percentage from 1984 to 1993 before the school joined the Southern Conference.

A 1982 graduate of Troy State University, Laing embarked on his collegiate coaching career at his alma mater for two years, before moving on to Georgia Southern in 1984.

A standout athlete at Lakeside High School in Eufaula, Ala., Laing played football at Vanderbilt for one year before transferring to Troy State. He earned his B.S. in biology and physical education in 1982 and won two letters on the basketball team. He served as team captain during his senior year. Laing completed his M.Ed. in physical education at Georgia Southern in 1993.

Laing began his coaching career in 1981 at South Montgomery (Ala.) County Academy, where he guided his 1981-'82 squad to a 14-'11 record and earned district Coach of the Year honors.

He and his wife, the former Dana Riales, are parents of five children, including three sons, Earl Duncan (22), Christian (21) and Nathan (18), and two daughters, Ansley Rae (15) and Madison (14).

In addition to heading up the Fighting Camel men's basketball program, Laing serves as director of the Campbell Basketball School. Founded in 1956 by Campbell head coach Fred McCall and Wake Forest head coach "Bones" McKinney, the Campbell Basketball School is the nation's oldest summer basketball camp in continuous operation.

**Robbie Laing's Division I Head Coaching Record**

Year	School	Won	Lost	Pct.	Won	Lost	Pct.	Notes
2003-04	Campbell	3	24	.111	3	17	.150	First career coaching win came vs. Jacksonville
2004-05	Campbell	2	25	.074	0	20	.000	
2005-06	Campbell	10	18	.357	9	11	.450	A-Sun Quarters; A-Sun Coach of Yr (College Insider)
2006-07	Campbell	14	17	.452	7	11	.389	A-Sun Semifinals; Set or tied 25 school records
2007-08	Campbell	10	20	.333	5	11	.313	A-Sun Quarterfinals
2008-09	Campbell	14	16	.467	11	9	.550	A-Sun Quarters; Most improved team in A-Sun
2009-10	Campbell	19	11	.633	14	6	.700	A-Sun regular-season co-champion; Coach of Yr.
2010-11	Campbell	12	19	.387	6	14	.300	A-Sun Quarters; Global Sports Hoops Showcase Champion; won at Auburn
<b>Eight-Year Totals</b>		<b>84</b>	<b>150</b>	<b>.360</b>	<b>55</b>	<b>99</b>	<b>.357</b>	<b>2-time league Coach of the Year</b>



**Charles**  
**BAKER**  
**Associate Head Coach**  
**Eastern Kentucky (1990)**  
**Third Year at Campbell**

Charles Baker, who brings more than two decades of coaching experience to the job, is in his third year with the Fighting Camel program. He was promoted to Associate Head Coach in June 2010.

Since his arrival on campus, Baker has been instrumental to the Fighting Camels' success. A year ago, Campbell won the Global Sports Hoops Showcase, knocking off Middle Tennessee and host Auburn in the process. Campbell also set school records for most victories before Christmas as well as for most blocked shots in a season.

During his first year in Buies Creek, the Fighting Camels won the 2010 Atlantic Sun Conference regular season championship. Not only did Campbell set a school Division I era (since 1977-78) record for regular season (19-11) and conference wins (14-6), but the Camels also ranked second in the country in steals per game and eighth nationally in turnover margin.

In addition, Campbell's 2010 recruiting class was ranked in the top 64 nationally.

Baker is involved in all phases of the Fighting Camel program, including on-floor coaching, recruiting, and assisting Coach Laing in the daily operation of the basketball office.

"The 2010 season was our most successful year," said head coach Robbie Laing, "and certainly our players' maturation had a lot to do with that. In addition, the bench help Coach Baker provided gave a big boost to our program's development. Charles has an exceptional sense of personnel evaluation, whether it's our own team or the opposition. His sense allows us to exploit mismatches, cover weakness and enhance our strengths."

Before joining the Camel staff in Sept. 2009, Baker spent the previous two seasons at the University of Colorado. His Big-12 Conference experience also includes six years at Kansas State (2000-06), where he served on the same staff as Coach Laing before he was hired by Campbell in April 2003.

During his two years at Colorado, Baker helped develop a unit that posted its best free throw percentage (in 2008-09) ever since the Big-12 was formed and one that averaged the fewest turnovers per game (2007-08) during the same span.

Baker, 45, joined the Colorado staff after spending the 2006-07 season at Louisiana Tech where he was also an assistant from 1998-2000. While at Louisiana Tech, Baker helped guide the Bulldogs to the 1999 Sun Belt title.

He spent six seasons from 2000-2006 with the Kansas State University program under former head coach Jim Wooldridge, three campaigns while sharing the bench with Laing.

"I am thrilled to be part of a program that is on its way up and clearly has a chance to compete year-in and year-out at the highest level in our conference," said Baker, a native of North Little Rock, Ark. "The opportunity to work with Coach Laing, who is a man I know and trust, a good person, and who wants to win, is a chance I could not pass up."

During his tenure at K-State, Baker helped assemble three Top-25 recruiting classes during his last five seasons, including the nation's best class in 2002-03 according to Hoop Scoop magazine. Baker has helped recruit three consensus Top-100 players to Kansas State his last three years, including former Parade All-American Cartier Martin (second team All-Big 12 in back-to-back seasons and the Big 12's inaugural Sixth Man of the Year in 2006-07).

He also played a major role in recruiting Jeremiah Massey, who was an All-Big 12 second team selection by both the coaches and media in 2004-05, after earning Big 12 Newcomer of the Year honor from The Associated Press and Dallas Morning News as a junior.

Baker was originally hired at Louisiana Tech by Jim Wooldridge in 1998 before Wooldridge left to coach the Chicago Bulls. He stayed on to serve under coach Keith Richard for the next two years, helping tutor the Bulldog post players and leading the program's recruiting efforts.

During his two-season stint, Baker helped guide the Bulldogs to their first Sun Belt Conference regular-season championship since 1991-92. Overall, Baker helped Louisiana Tech post a 40-17 (.702) record from 1998-2000, including a 23-9 mark in Sun Belt Conference play.

Before Baker's tenure at Louisiana Tech, he coached at Shorter (Ark.) Junior College for five seasons – turning a 1-29 team into a consistent winner. At Shorter, he led his teams to four consecutive Arkansas State Junior College championships, four straight 20-win seasons and a 121-31 (.796) record.

Baker started his coaching career in 1990 as an assistant coach at Middle Tennessee State in Murfreesboro, Tenn. During his short time at MTSU, he helped guide the Blue Raiders to a 21-9 overall record.

Born May 27, 1966 in North Little Rock, Ark., Baker is a 1990 graduate of Eastern Kentucky, where he lettered for the Colonels and earned a bachelor's in physical education. He was also named Arkansas junior college player of the year in 1986 at Westark Junior College. He has a son, Rojae (25).

### Baker's Details

#### Full Name

Charles Edward Baker

#### Birthdate

May 27, 1966

#### Birthplace

North Little Rock, Arkansas

#### College

Eastern Kentucky University BS 1990

#### Degree

Physical Education

#### High School

North Little Rock Ole Main

#### Player Background

Arkansas JUCO Player of the Year (1986)

Eastern Kentucky

#### Off the Court

Watching professional golf on TV, meeting new people, talking with friends

### Coaching History

#### 2010-present

Associate Head Coach  
Campbell

#### 2009-10

Assistant Coach  
Campbell

#### 2007-2009

Assistant Coach  
Colorado

#### 2006-2007

Assistant Coach  
Louisiana Tech

#### 2000-2006

Assistant Coach  
Kansas State

#### 1998-2000

Assistant Coach  
Louisiana Tech

#### 1993-1998

Head Coach  
Shorter (Ark.) Junior College

#### 1991-1992

Assistant Coach  
Coppin State University

#### 1990-1991

Assistant Coach  
Middle Tennessee State



**Brian**

**BURG**

**Assistant Coach / Recruiting Coordinator  
Mount Mercy (2003)  
Third Year at Campbell**

Former Middle Tennessee State assistant Brian Burg is in his third year as an assistant coach at Campbell University. He was promoted to assistant coach/recruiting coordinator in June 2010.

Since his arrival on campus, Burg has played a large role in the Fighting Camels' success. A year ago, Campbell won the Global Sports Hoops Showcase, knocking off Middle Tennessee and host Auburn in the process. Campbell also set school records for most victories before Christmas as well as for most blocked shots in a season.

The team won the Atlantic Sun Conference regular season championship in 2009-10. Not only did the Fighting Camels set a school Division I era (since 1977-78) record for regular season (19-11) and conference wins (14-6), but the Camels also ranked second in the country in steals per game and eighth nationally in turnover margin.

In addition, Campbell's 2010 recruiting class was ranked in the top 64 nationally.

"Brian is one of the most exceptional coaches I've worked with as far as organizational skills ability," said head coach Robbie Laing. "He sets the table for the rest of our staff in so many areas. All the logistical complexities of recruiting will be simplified in his hands and free up Coach Baker and Coach Ridder to help continue the development of our team."

A native of Houston, Texas, the 31-year-old Burg joined the Fighting Camel program after spending two seasons as Director of Basketball Operations at Middle Tennessee State University. In addition to organizing the Campbell recruiting effort, he assists in all other phases of the Fighting Camel program, including on-court coaching, summer camps and daily operations.

"I'm very happy to have Brian Burg as a part of our staff," said Laing. "He has a great coaching background, coming from MTSU with Coach Kermit Davis and competing in the Sun Belt Conference. Brian is very competent in all phases of basketball operations. He provides our recruiting base a national scope with his ties not only to the Southeast, but to the Southwest and Midwest."

At Middle Tennessee Burg was primarily responsible for overseeing the academic progress of Blue Raider players, video editing and MTSU basketball's extensive community service opportunities, as well as the various tasks regarding the day-to-day operation of the basketball program.

"I'm extremely excited and fortunate to have the opportunity to work for such a highly-regarded coach in Coach Laing, said Burg. "It's great to be a part of the Buies Creek community and the Campbell program, and help bring more championships here."

Burg was instrumental in assisting with overall facility improvements in the Lynn Davis Squad Room and the newly-renovated Blue Raider practice facility. He also helped oversee academic progress and the Blue Raiders enjoyed their highest collective team grade-point-average in 20 years.

Prior Middle Tennessee, Burg served as an assistant coach the previous three seasons. He helped restart the program at Western Texas College (2006-07). Burg assisted in recruiting 16 players in his first season, and four of those were among the top 400-rated players in the nation, according to HoopScoop.

His duties at Western Texas College included on-the-floor coaching, recruiting coordinator, travel scheduling, equipment order, video breakdown, strength and conditioning, scouting, and video editing.

Burg served as an assistant coach at Garden City Community College in 2005-06, where he assisted in recruiting five of the top 250-rated players in the nation according to HoopScoop. Garden City was rated No. 5 in the preseason by Street & Smith. He coached a Jayhawk West MVP during his time at Garden City.

Prior to his stint at Garden City, Burg spent two seasons as assistant coach at Lake Erie College from 2003-05. At Lake Erie, Burg helped lead the team to the most wins in school history in 2004-05.

Before his time at Lake Erie College, Burg worked with the Benton Community High School Basketball program (2002-2003) in Van Horne, Iowa under the direction of Coach Larry Carlson and Howard Conrad.

Burg played two seasons at Cisco Junior College, serving as captain of the nationally-ranked Wranglers under Coach Ronnie Hearne. He also played two seasons for Coach Paul Gavin at Mount Mercy College, where the Mustangs earned a national ranking at the NAIA level.

He was selected as team captain at each level of play in basketball. Burg, who is single, earned his master's degree in education from Lake Erie in 2005, after completing his bachelor's at Mount Mercy in 2003, and his associate degree in 2000 at Cisco.

## Burg's Details

### Full Name

Brian Adam Burg

### Birthdate

February 4, 1980

### Birthplace

Houston, Texas

### College

Cisco Junior College AA 2000

Mount Mercy College 2003

Lake Erie College 2005

### Degree

Double Major-Secondary Education and History

### High School

Cypress Falls High School

### Player Background

Played at Cisco Junior College (NJCAA) and

Mount Mercy College (NAIA)

### Off the Court

Spend time with family and friends, travel, anything pertaining to basketball

## Coaching History

### 2010-present

Assistant Coach/Recruiting Coordinator  
Campbell

### 2009-10

Assistant Coach  
Campbell

### 2007-2009

Director of Basketball Operations  
Middle Tennessee State

### 2006-2007

Assistant Coach  
Western Texas College

### 2005-2006

Assistant Coach  
Garden City Community College

### 2003-2005

Assistant Coach  
Lake Erie College



**Ryan**

## **RIDDER**

**Assistant Coach / Embry-Riddle (2008)  
Second Year at Campbell**

Ryan Ridder is in his second year as an assistant coach with the Fighting Camel basketball program. He joined the staff in June 2010.

During Ridder's first year on campus, Campbell won the Global Sports Hoops Showcase, knocking off Middle Tennessee and host Auburn in the process. Campbell also set school records for most victories before Christmas as well as for most blocked shots in a season.

Ridder arrived in Buies Creek after spending the 2009-10 campaign as a volunteer assistant coach at his alma mater, Embry-Riddle. Serving as an assistant under his father, Steve Ridder, he helped the Eagles reach the quarterfinals of the NAIA national tournament and compile a 30-6 won-lost record.

At Campbell, Ridder's responsibilities include on-floor coaching, supervising individual pre- and post-season workouts, scouting opponents, serving as academic liaison on campus, and assisting with the Campbell Basketball School.

"We are really happy to have Ryan on our staff," said Laing. "He is energetic, personable, and will fit in nicely with our university and community. There's also an added comfort level know that he's been in a very successful basketball family his entire life."

Ridder served as starting point guard and team captain at Embry-Riddle from 2006-08. He led the Sun Conference with a 4.24 assists average as a senior.

After graduating from Embry-Riddle with a degree in Aerospace Studies in 2008, Ridder moved to North Carolina where he remained involved with the sport he loves in a variety of areas. He trained players from youth to those with NBA aspirations while working for the Hoop City U basketball training academy. In addition, he was the head coach for a number of teams engaged in international competition with 365 Sports and he served as the assistant boy's basketball coach at North Raleigh Christian.

"I'm excited about and thankful for the opportunity to work with Coach Laing and his staff, one that is well-respected throughout the nation, and with a program on the rise," said Ridder. "Growing up as a coach's son, the opportunity to work at the Division I level is phenomenal. I continue to look forward to doing anything I can to help the Campbell family."

Ridder earned a master's in Sports Management from California University of Pennsylvania in 2009.



### **Ridder's Details**

#### **Full Name**

Ryan Daniel Ridder

#### **Birthdate**

November 11, 1984

#### **Birthplace**

Lexington, Ky.

#### **College**

Embry-Riddle (2008)

#### **Degree**

Aerospace Studies

#### **Graduate School**

California University of Pennsylvania (2009)

#### **Master's Degree**

Sports Management

#### **High School**

Father Lopez High School

#### **Player Background**

College of Wooster (2003-2005)

Embry Riddle (2005-2008)

#### **Off the Court**

Spending time with family and friends, playing golf, watching baseball and football especially the Cincinnati Reds and Cincinnati Bengals

### **Coaching History**

#### **2010-present**

Assistant Coach,  
Campbell

#### **2009-10**

Volunteer Assistant Coach,  
Embry-Riddle

#### **2008-09**

Assistant Coach,  
North Raleigh Christian High School  
Director of Basketball Operations  
Hoop City U





## Cole

# DEWEY

**Graduate Assistant / Campbell (2011)**

**First Year at Campbell**

Cole Dewey is in his first year on the Fighting Camel staff, but is certainly no stranger to the Campbell basketball program. He was a four-year member of the team before graduating in 2011.

"I am extremely excited, yet humbled to have this opportunity to stay here at Campbell and continue to be a part of this growing program," said Dewey. "I have learned so much from Coach Laing over my four years of playing here and had some of the best times of my life as a student athlete. I couldn't have asked for a better opportunity in a better place, and I feel very fortunate to have this chance to work and learn under such a great staff."

During Dewey's playing career, Campbell moved into the John W. Pope Jr. Convocation Center in 2008 and, two years later, won the Atlantic Sun Conference regular season championship. He was a part of teams that claimed 45 victories over a 3-year span and posted a 29-14 home court record.

In his four seasons, Dewey helped the Camels claim wins over Auburn – CU's first over a Southeastern Conference opponent since 1994 – as well as against regional rivals Appalachian State, East Carolina, UNC Wilmington and Western Carolina. During his senior season, Campbell won the Global Sports Hoops Showcase, knocking off Middle Tennessee and host Auburn in the process. Campbell also set school records for most victories before Christmas as well as for most blocked shots in a season.

At Campbell, Dewey's responsibilities include daily operations such as administrative duties, team travel and video exchange as well as scouting, game preparation and working with perimeter players in practice. Other duties include supervising the team managers and assisting with the Campbell Basketball School each summer.

"We really appreciate Cole staying in the program and committing to help us grow," said Coach Robbie Laing. "It's a lot easier when you have one of your own on the staff. He knows who we are and what we're about. Cole has always had a very good basketball mind and knows our system. When other coaches are out recruiting, he can pick up the slack on the floor in practice."

Dewey joined the Campbell program after a standout career at nearby South Johnston High School, where he was coached by his father, David. Dewey led the Trojans to an 81-31 record in his four varsity seasons. He was a three-time all-conference guard who earned academic all-conference recognition four times in basketball. In addition, he was a four-time all-conference and academic all-conference performer for the SJHS tennis team.

Dewey earned his B.S. in Business Administration, as well as a minor in Sport Management from Campbell in 2011 and is now pursuing his master's degree in Business Administration.

### Dewey's Details

**Full Name**

David Coleman Dewey

**Birthdate**

September 27, 1988

**Birthplace**

Tarboro, N.C.

**College**

Campbell (2011)

**Degree**

Business Administration

**Graduate School**

Campbell

**High School**

South Johnson

**Player Background**

Campbell (2007-11)

**Off the Court**

Spending time with family and friends, golf, fishing

**Coaching History**

**2011-present**

Graduate Assistant,  
Campbell

## Athletic Training

CU's Athletic Training staff offers all Fighting Camel student-athletes the best available medical care for athletic injuries. They design and implement programs to prevent, manage and treat athletic injuries. They also supervise injury rehabilitation programs that are designed to return the athlete to athletic activity as quickly and safely as possible.

The athletic training services program is directed by interim head athletic trainer Jackie Knight, three assistant athletic trainers and five graduate assistants, all of which are nationally board-certified (ATC).

In addition, the staff serves as certified clinical instructors to students in the university's CAATE accredited Athletic Training Education Program (ATEP). These students are enrolled in a challenging academic major that not only requires that they make the grade in the classroom but also must excel in real-life situations.

The ATEP is directed by Catherine Simonson. The Athletic Training staff works closely with team physicians Dr. Bill Hage of Triangle Orthopedics in Raleigh and Dr. Michael Hart and Kristen Clarey of Carolina Family Practice and Sports Medicine in Cary. Dr. Chris Stewart, M.D., and Mr. Jerry Brenneman, P.A., of Campbell University Student Health Services, as well as Tom Colletti, PA, director of Campbell University's newly formed Physician Assistant program also help to provide quality physician services to student-athletes. Dr. David Bradham of Bradham Chiropractic in Erwin serves at the team chiropractor for CU Athletics. Other allied health care needs available within the athletic training services program include sports psychology, nutrition, optometry, dentistry, and sports massage.



## Strength and Conditioning

The Campbell University strength and conditioning facilities are located at the John W. Pope Jr. Convocation Center in the Burns Strength and Conditioning Center.

Although specific strength and conditioning programs are designed for each sport, the basic goal is the same – to help athletes increase their full potential in: strength, speed, flexibility, endurance and ultimately sports performance, while decreasing the likelihood of injury.

Workouts are designed and implemented by Andrew Carter, who is in his third year as head strength and conditioning coach. The Campbell University Basketball Strength and Conditioning Program, in particular, is designed to utilize a combination of speed and strength development set out to prepare the Campbell basketball players to take the court in the best possible shape both mentally and physically.



The program uses several different methods of training focusing primarily on Olympic Weight Lifting aimed at developing strength, speed, and explosion. The program also incorporates a speed program aimed at increasing acceleration and multi-directional speed.

Carter also spends time with each basketball student-athlete to ensure they are meeting nutritional needs on a daily basis.

Campbell's strength and conditioning program has an ultimate goal of helping the student-athlete to reach their maximum physical potential, in order to better prepare student-athletes in competition.



### Andrew Carter / Head Strength and Conditioning Coach

Andrew Carter is in his fourth season as the head strength and conditioning coach at Campbell University, where he works closely with all 20 athletic programs. He joined the Fighting Camel program after spending three years as the head strength and conditioning coach at St. Stephen's & St. Agnes School in Alexandria, Va.



Under Carter's direction, two Campbell athletes have earned the All-America Strength and Conditioning Award in each of the past two seasons from the National Strength and Conditioning Association (NSCA).

In addition to his strength and conditioning duties at St. Stephen's & St. Agnes, Carter also worked as a physical education teacher and the physical education department coordinator with additional duties as the assistant boy's lacrosse coach for three years.

Carter also brings experience as the head strength and conditioning coach for the U.S. Women's National Lacrosse Team (2006-08), the assistant strength and conditioning coach at the University of Delaware (2003-05), volunteer assistant strength coach at Notre Dame (2004) and the head strength and conditioning coach for the Cecil Community College's basketball team (2004-05).

Also included in Carter's extensive background is teaching and research work as an adjunct professor at Marymount University (2007), a research assistant at the University of Delaware (2003-05) and a research associate of the Miami Project to Cure Paralysis (2002-03).

A 2002 graduate of Salisbury (Md.) University with a bachelor's degree in physical education with emphasis in exercise science, Carter also earned his master's in exercise science from Delaware in 2005.

Carter, a former three-year football letter winner at Salisbury, is a Certified Strength and Conditioning Specialist (CSCS) through the National Strength and Conditioning Association (NSCA) and is USA Weightlifting Club Coach Certified. He also has authored numerous articles for exercise science publications over the last eight years.



*Under Carter's guidance, Miles Taylor earned the All-America Strength and Conditioning award in 2009-10 from the National Strength and Conditioning Association.*

## Student-Athlete Support

The Campbell Athletics Department is committed to academic excellence and to promoting student-athlete welfare through the broad-based Student-Athlete Support Program. Under the guidance of Malinda Ashcraft, Associate A.D. for Academic Services, programs are available that provide opportunities for student-athletes to grow academically, socially, spiritually, emotionally and physically.

The Student-Athlete Support Program was created to assist student-athletes with a number of issues ranging from the development of personal responsibility and educational goals to addressing personal and social problems that are unique to the Division I student-athlete.

Some of the services offered through the Student-Athlete Support

Program are the Individual Study Plan program, tutorial sessions, study halls, one-on-one academic advising, Student-Athlete Advisory Committee, NCAA Life Skills and other academic support services.

The Academic Support Center is the focal point of the program. The center is open seven days a week with flexible hours designed to accommodate the busy schedule of a student-athlete. The center has been designed to serve as an optimal learning environment, while providing the student-athlete with all the tools necessary to achieve academic success.

The center is equipped with several computer work stations, individual study carrels, and areas for monitored group study and tutorial work. Tutorial sessions of different subject areas are provided several times a



### Malinda Ashcraft / Associate A.D. of Academic Services / SWA

Malinda Ashcraft has been a member of Campbell's Compliance and Academic Services staff since January 2008, and she brings two decades of administrative and coaching experience to her position. She is responsible for overseeing the University's student-athlete academic services, including the CHAMPS/Lifeskills program.

As Senior Woman Administrator, Ashcraft represents the Campbell University athletic department in all Atlantic Sun Conference and NCAA matters regarding women's sports as designated by the NCAA. In addition, she serves as the University's Title IX Officer.

Ashcraft spent five seasons (2003-2007) as head volleyball coach at Campbell and nine years (1990-98) in the same position at Samford University, where she left as the winningest coach in school volleyball history.

In addition to her volleyball responsibilities, Ashcraft also served as Samford's Senior Women's Administrator for the athletics department where she assisted with NCAA compliance issues and oversaw selected women's sports programs and personnel.



Under Ashcraft's guidance Campbell volleyball players were named to the Atlantic Sun Academic All-Conference team 34 times, including a program record 10 student-athletes in 2005. Femi Alabi was also named to the Academic All-District 3 team in 2006 by the College Sports Information Directors of America.

Prior to joining the Campbell athletics staff in July 2003, Ashcraft spent three years as Sport Team Director of Volleyball with Athletes In Action (AIA), coaching traveling volleyball teams and overseeing the daily volleyball operations of the Christian sports ministry, which is affiliated with Campus Crusade for Christ. With AIA, Ashcraft has traveled to Southeast Asia, Thailand, Guatemala, Ethiopia, Kenya and Nigeria.

A 1987 graduate of Troy State with a B.S. in health, recreation and athletics, Ashcraft played for two seasons before moving into the coaching ranks as a student assistant. She went on to Mississippi State where she served as graduate assistant coach from 1987-89 and earned her M.A. in education/exercise physiology.

## Kim Graham / Associate A.D. for Operations

Kim Graham joined the Fighting Camel staff in November 2008 as Associate A.D. for Operations at Campbell University. The native of Milan, Ohio brought two decades of administrative experience at the Division I level to his position.

Graham is responsible for the daily operations of the Fighting Camel athletics department with emphasis in sport programming and support areas.

In addition, Graham directs and schedules event management for all CU sports and supervises the department's operations staff, including strength and conditioning and athletic training. Graham is also involved as the athletics department liaison to a number of university departments and coordinates scheduling for 19 of CU's 20 varsity sports.

Graham joined the Campbell Athletics staff after spending two years as Senior Associate Athletics Director at Southeastern Louisiana University in Hammond, La. At SLU, he supervised internal and external departmental operations, led the department fund raising marketing team, administered the Student-Athlete Advisory Committee and approved departmental budget expenditures.

"I count it an honor and privilege to be employed at Campbell University," said Graham. "I whole heartedly believe in the principles and standards that Campbell University is built upon. I will work diligently with our athletics staff to provide our student-athletes with the best possible guidance and direction that will help them reach their goals spiritually, educationally and athletically."

A 1976 graduate of Georgetown (Ky.) College, where he was an NAIA All-America at wide receiver as a senior, Graham spent 11 seasons as an assistant coach at Liberty (1978-88), where he coached the receivers, quar-



terbacks and also served as offensive coordinator.

After serving as offensive coordinator at Sam Houston State in 1989, Graham returned to Lynchburg, Va., to start an 18-year tenure in athletics administration at Liberty.

In his seven years as the Flames' Assistant A.D., Graham implemented the department's NCAA Compliance program, while also overseeing budgeting and game operations needs.

Graham was promoted to Director of Athletics at Liberty in April 1997 and served in that capacity through February 2005. During his eight-year stint as A.D., Liberty teams won 53 Big South Conference championships, claimed five out of six league Sasser Cup awards as the Big South's best overall athletics program and won the first two Big South men's all-sports awards.

Under Graham's guidance, Liberty's student-athlete graduation rates rose from 49 to 69 percent. He also served in a number of professional associations, including a stint as President of the NCAA I-AA Athletics Directors Association (2004-05).

Graham has also been involved beyond campus responsibilities as a member of the NCAA Championship/Competition Cabinet (2003-05) as well as the NCAA I-AA Athletics Directors Association Executive Committee. He chaired both the Big South Conference Board of Administrators (2004-05) and the Football Committee (2002-04), while also serving on six NCAA Peer Review Teams for athletics certification.

A member of the National Association of Collegiate Directors of Athletics (NACDA), Graham earned both his B.S. (1976) in physical education and M.A. (1978) in secondary education from Georgetown College. Graham and his wife, Andrea, have three sons – Chad, Travis and Cade – and a daughter, Brie.

## Christian Pope / Associate A.D. for Compliance

Christian Pope is in his second year as Associate Athletics Director for Compliance at Campbell University.

Pope joined the Camel staff after working for three years at Virginia Commonwealth University. He served as the Assistant Director of Athletics for Student Services from 2007-10, administering the university's compliance office and its initiatives for all varsity sports. Pope spearheaded rules education, NCAA interpretations and administration. Pope also created the university's compliance manual, and authored VCU's first student-athlete code of conduct during his time in Richmond.

Prior to VCU, the 1989 University of North Carolina graduate was the Director of Compliance at Indiana from February 2006-January 2007, monitoring all compliance efforts for the Hoosiers' 26 sports programs.

From 1999 until 2006, Pope served as the Assistant Director of Athletics for Compliance at Murray State, continuing with dual reporting lines to the University President and Director of Athletics as well as administration of all aspects of the university's compliance efforts for all varsity sports and student-athletes including: interpretations of NCAA and OVC Conference legislation, maintenance of scholarship limits, process of National Letter of Intent, recruiting monitoring, rules education for coaches, staff, athletes and boosters, oversight of the eligibility process, performing investigative duties for the university, and serving as liaison to NCAA and legal counsel regarding enforcement matters.



In a three year stint from March 1996-July 1999, Pope was the Director of Compliance at the University of Rhode Island. In Kingston, Pope upheld dual reporting lines to the University President and Director of Athletics and oversaw all aspects of the university's compliance efforts for all varsity sports and student-athletes including: interpretations of NCAA and Atlantic 10 Conference legislation, maintenance of scholarship limits, the process of National Letter of Intent, recruiting monitoring, rules education for coaches, staff, athletes and boosters, oversight of the eligibility process and investigative duties for the university. Pope also served as liaison to NCAA and legal counsel regarding enforcement matters.

Pope also spent time as an Assistant Director of Athletics / Compliance at Chicago State (1994-96) and as a Compliance Intern and Game Operations Manager at Georgia Southern (1993-94). Pope completed his master's work at GSU in 1994, and completed work in the Sports Management Institute Executive Program at the University of Notre Dame in 2004 and at South Carolina in 2005.

Pope is a member of the National Association of Athletics Compliance Coordinators (NAAC), the National Association of Collegiate Directors of Athletics (NACDA) and the North American Society for Sport Management (NASSM).

He is married to the former Bonita Benaar of Paxton, Ill. The Pope's have two daughters, Taylor (15) and Morgan (12).

## Director of Athletics Bob Roller

Bob Roller was named Director of Athletics at Campbell University on Wednesday, July 20, 2011 during a press conference at the John W. Pope Jr. Convocation Center.

University President Dr. Jerry Wallace and Vice President for Student Life Dr. Dennis Bazemore introduced Roller, who brings three decades of experience in Division I athletics to his position.

"I am thrilled to be given this opportunity to lead Campbell's athletics department," said Roller. "I'd like to thank Dr. Wallace, the Board of Trustees and Dr. Bazemore for this tremendous honor. Their vision to see Campbell athletics strive to win Big South Conference championships left a great impression. We will work as an entire department to equip and develop these student-athletes to be graduates and leaders."

Roller joins the Fighting Camel staff after spending more than 11 years as Director of Athletics at Samford University. While at the Birmingham, Ala., school, he oversaw one of the most exciting periods of growth in the history of Samford athletics.

"I am delighted Bob Roller is coming to Campbell," said Dr. Wallace. "His proven record in athletics administration and fund raising at Samford University will inspire and lead Campbell to achieve a winning record throughout our athletics program and continue the enhancement of our athletics facilities."

In his 11 years at the helm of the Samford athletics department, Roller led a major facilities upgrade while overseeing the department's move to the Southern Conference, one of the nation's oldest collegiate leagues. Samford's student-athletes also turned in outstanding performances both on the field and in the classroom during Roller's tenure.

"To bring Bob Roller to Campbell as the new Director of Athletics is exciting to me," said Dr. Bazemore. "He brings great leadership to this position and I believe he will lead Campbell athletics to a highly competitive level as we move to the Big South Conference. I look forward to working with him for many years to come."

For all of his accomplishments, Roller was named the 2009-10 Division I Football Championship Subdivision (FCS) Southeast Region Under Armour Athletic Director of the Year by the National Association of Collegiate Directors of Athletics (NACDA).

In the 2009-10 school year, Samford won the SoCon's Germann Cup, which goes to the top women's sports program in the league. In that same year, Samford had 11 teams record perfect single-year scores of 1,000 in the NCAA's APR report. Five of Samford's teams earned Public Recognition Awards, which go to teams posting multi-year APR scores in the top 10 percent of all squads in their respective sport nationally.

Roller has also mentored two current Division I athletics directors. Janet Cone, now the athletics director at UNC Asheville and Alan Verlander, who now oversees the Jacksonville athletics department, served as associate athletic directors under Roller at Samford.

Numerous athletics facility upgrades were accomplished during Roller's tenure at Samford. The most recent upgrade came with the opening the Cooney Family Field House prior to the start of practice for the 2009 football season. The new field house includes offices for the football coaches, a weight room, locker room, training room, player's lounge and meeting rooms.

The largest project among the many upgrades was the Pete Hanna Center, which opened in October of 2007. The Hanna Center is the largest building on Samford's campus and holds 6,000 spectators for graduation or concerts, and



5,000 for sporting events. The home of Bulldog basketball and volleyball, the Hanna Center features a state-of-the-art fitness center for all Samford students, plus offices for the athletics department, academic center, weight room and training rooms.

Another addition to the Samford athletics facility plan was unveiled in the spring of 2007 with the opening of the Pat M. Courington Tennis Pavilion, which houses the Samford tennis offices and locker rooms, plus three indoor and six outdoor NCAA courts.

Early in Roller's tenure, Samford constructed Joe Lee Griffin Field for baseball in 1999. The 2004 season saw upgrades to the softball complex and a complete renovation of the soccer field with permanent seating for record crowds. Seibert Stadium's natural grass was replaced with a state-of-the-art LSR Blade Synthetic Surface in 2005 for football.

Prior to its move to the SoCon, Samford spent five years in the Ohio Valley Conference. In its time in the league, Samford won 13 team championships, and Samford women's teams claimed the Women's All-Sports Trophy three times (2003-04, 2006-07 and 2007-08). Samford won championships in women's soccer (four), women's tennis (four), women's cross-country (two), baseball, men's golf and men's tennis.

Roller arrived at Samford in 1997 to direct the Samford Athletic Foundation. During his first two years, the foundation saw record growth in individual and corporate donations to the university's athletics programs. Roller held that position until May 1999, when then-President Thomas E. Corts named him to the top position within the athletics department.

In the summer of 2003, Roller was elected to the prestigious executive committee of the National Association of Collegiate Directors of Athletics (NACDA) to serve a four-year term. He joined athletics directors from Kansas State, Stanford, Army and Clemson on the governing committee that oversees the activities of the 6,000-plus member organization.

In 2006, Roller was named national chairman of the Learfield Sports Directors' Cup Committee for NACDA. The Directors' Cup is awarded to the top universities in NCAA Division I, II, III and NAIA for overall athletics success throughout the intercollegiate season.

Prior to his tenure at Samford, Roller was vice president of AdCraft Sports Marketing in Louisville, Ky., for seven years. During that time, he helped create the Sears Collegiate Champions program, which honors all champions of men's and women's sports throughout the nation at every level of college athletics.

While with AdCraft, a division of Host Communications, Inc., Roller created and managed a publishing division and helped launch NCAA Football USA, which involved promotion, licensing and merchandising for college football programs at all levels of intercollegiate athletics.

Roller was director of communications for the Orange Bowl Committee in Miami, Fla., from 1988 to 1991. He was with the Orange Bowl when Federal Express became its first title sponsor in 1989.

The Pearisburg, Va., native began his career in sports information. He earned his degree from Virginia Tech in 1983 and worked as a student assistant in the sports information office for four years. He was the sports information director at UNC Wilmington and East Carolina University from 1983 to 1988. While at UNC Wilmington, Roller, 50, was also executive director of the university's athletics fund-raising program.

Roller holds a master's degree in education administration from Samford. He has one son, Brad, 26, a 2008 Samford graduate.



## University President Dr. Jerry M. Wallace



Elected President of the University by the Board of Trustees in May 2003, Dr. Jerry M. Wallace is leading the University in its quest to fully implement the Campus Master Plan.

Under Dr. Wallace's guidance, the Campbell University campus has undergone a remarkable transition over the past seven years. The McLeod Athletic Training facility opened in August 2004 to house the University's athletic training program as well as locker room and office space for the soccer and softball teams. The complete renovation of D. Rich Memorial

Hall was completed in August 2004. A new \$15 million residence hall with 302 beds was constructed and opened for the fall semester of 2005.

University food services have also been overhauled with the addition of Starbucks Coffee, Chick-fil-A, Quizno's and more. Barnes and Noble assumed management of the University bookstore. Both Shouse and Marshbanks Dining Halls have undergone complete renovations.

The return of football as a varsity sport was announced in April 2006 and the Fighting Camels began competing in the Pioneer Football League in 2008. On Aug. 30, 2008, Campbell hosted its first intercollegiate football game in nearly 58 years as Barker-Lane Stadium was packed with a greater-than-capacity crowd.

On Sept. 1, 2006, Dr. Wallace oversaw groundbreaking ceremonies for the 30 million dollar John W. Pope Jr. Convocation Center and Gilbert Craig Gore Arena. During the 2008-09 academic year, the Campbell basketball, volleyball and wrestling teams played their inaugural seasons in the building, setting all-time attendance records in the process.

Maddox Hall, a 42,000 square-foot Pharmacy teaching facility was completed in September 2007. The state-of-the-art teaching and research center is located between the Campbell Hall of Science and Carter Gym.

The center of campus has been transformed with the addition of Fellowship Common, a pedestrian mall and gathering space that extends from T.T. Lanier Street to Main Street.

The Divinity School's 450-seat Butler Chapel was completed in the summer of 2009. Campbell also continues to work with architects and engineers to determine the feasible occupancies for its original building, historic Kivett Hall.

Renovations at the new site of Campbell's Norman Adrian Wiggins School of Law in Raleigh were completed in the fall of 2009.

Residence Hall renovation and construction has been given priority. Sauls, Kitchen, Baldwin, Hedgpath, Strickland Halls and Stadium Apartments were renovated. A new residence hall opened to receive students in August 2010.

The University grounds beautification continues. Gateway entrances were built and landscaped at three major campus entrances. New visitor



*Dr. Wallace and the Camels celebrate a win over East Carolina at Gore Arena.*



parking was created.

Renovation to labs and classrooms in the Campbell Hall of Science was completed in August 2010. A natural science facility was fashioned from the former University laundry building.

Wiggins and Kivett Halls were completely renovated. Wiggins Hall now houses the Wiggins Memorial Library. Kivett Hall is home to the English Faculty and was transformed into a major classroom building.

During the 2010-11 academic year, Belk Track became the latest athletics facility to open and Campbell re-joined the Big South Conference.

The University also unveiled its plan to open a School of Osteopathic Medicine in 2013.

A native of Rockingham, North Carolina, Dr. Wallace attended East Carolina University where he received a B.A. degree in English and Government.

He went on to receive Bachelor of Divinity and Master of Theology degrees from Southeastern Baptist Theological Seminary, and then added a Masters and Doctorate degrees in Sociology from North Carolina State University.

Dr. Wallace first joined the Campbell faculty in 1970 as an adjunct Professor of Sociology. He began full-time employment at the University in 1975 as Chairman of the Department of Religion and Philosophy and Tyner Professor of Religion.

He was appointed Dean of the College and Director of Graduate Studies in 1981, and in 1984 accepted the position of vice president of Academic Affairs and provost, a position he held until June 2001. During the next two years he served as special assistant to the president, and as the James R. Coates Professor of Religion and Society in the Campbell University Divinity School.

According to current vice president of Academic Affairs and provost, Dr. M. Dwaine Greene, the choice of Dr. Wallace is a tremendous selection. "He not only brings proven experience to the position, but he has both a comprehensive and a balanced understanding of Campbell's various operations. He carries the banner of Campbell's sterling tradition, while being a progressive and innovative administrator who no doubt will be an effective President."

The range of Dr. Wallace's contributions is also visible throughout North Carolina Baptist circles. He is widely acknowledged as one of the leading Baptist figures in central and eastern North Carolina. For 15 years, beginning in 1960, he pastored the Elizabethtown Baptist Church. During his years at Campbell he has held over a dozen interim pastorates and spoken in scores of North Carolina churches. He has also been widely active at the state convention level.

Dr. Wallace is married to Betty Blanchard Wallace, a 1972 graduate of Campbell College. Dr. and Mrs. Wallace are the parents of three children: Betty Lynne Johnson, Jerry McLain Wallace, Jr., and Lydia Kelly McLamb. The Wallace's have five grandchildren.

## 2010-11 Fighting Camel Review

Wins over schools from the Southeastern, Colonial, Southern and Sun Belt Conference, plus a sixth-straight appearance in the Atlantic Sun Conference tournament were top highlights during the 2010-11 Campbell University men's basketball season.

After a promising start, the Camels finished 12-19 overall, 6-14 in the A-Sun, in a season that was derailed by injuries to key personnel. Campbell players missed a total of 41 games due to injury and 38 of those contests were missed by individuals who were starters in the team's first six games. By contrast, the 2009-10 A-Sun regular season championship team had a total of one missed game due to injury by its entire roster.

Nevertheless, Campbell produced double-digit wins for the sixth-straight season – a feat that has not been accomplished by the program since 1984 – as it looks forward to moving back to the Big South Conference in 2011-12.

CU opened the year by playing the tightest game against a nationally-ranked opponent in the program's NCAA Division I history (since 1977-78) before dropping a 70-60 setback Nov. 12 at Virginia Tech. Prior that 10-point decision, the closest Campbell had come to upsetting a nationally-ranked foe was a 25-point loss at 8th-ranked NC State in Dec. 1978 and a 26-point defeat against No.-1 Duke in the first round of the 1992 NCAA Tournament.

A trip to the Global Sports Hoops Showcase at the brand-new Auburn Arena produced Campbell's first triumph over a Southeastern Conference member since a 73-72 overtime win Jan. 12, 1994 at South Carolina.

The Camels opened with a 97-90 win over Sun Belt member Middle Tennessee on Nov. 19, connecting on 64 percent of their shots from the floor. The 97-point outburst marked CU's highest-scoring game since a 104-82 win over Stetson (2/8/07). The decision also stood as the program's 4th-highest scoring game away from home (and highest on a neutral floor) during its Division I history (since '77-78).

One night later, Campbell held host Auburn scoreless for a 6:20 stretch and closed the Nov. 20 game on a 14-5 run to claim a 61-54 victory over the Tigers. CU converted 24 Auburn miscues into 25 points off turnovers and improved to 2-12 all-time vs. current membership of the SEC.

Junior guard Lorne Merthie was named MVP of the Global Sports Hoops Showcase and joined on the all-tournament team by junior forward Eric Griffin. Following his MVP performance at the Global Sports Hoops Showcase, Merthie was named A-Sun Player of the Week (Nov. 23), marking the first time since December 2006 that a Camel not named Jonathan Rodriguez won A-Sun weekly honors.

Griffin and freshman forward Marvelle Harris were named A-Sun newcomer of the week during the season as well.

Campbell set a school Division I era (since '77-78) record for most wins before Christmas with seven. The 2009-10 squad registered 6 victories before Christmas and 7 before New Year's Day. In the process, CU reeled off a five-game winning streak that included triumphs over Southern Conference member Western Carolina (73-50) and UNC Wilmington (57-56) of the Colonial Athletic Association.

Against Western Carolina, CU held the visiting Catamounts scoreless for the final 8:29 while closing on a 17-0 run.

Senior guard Junard Hartley hit the second game-winning buzzer beater of his career on Dec. 22 when he sank a 3-pointer from the left corner with 1.4 seconds to play to lift the Camels to a 57-56 victory over UNC Wilmington at Gore Arena. He also connected from the same spot as a sophomore in a league win at Lipscomb.

Seven Gore Arena records fell on Jan. 10 during Campbell's 80-74 overtime win against Mercer. New building records were established for most combined fouls



*Junard Hartley*

(57) and free throw attempts (70) as well as most CU fouls (29) and opponent free throws made (26). In addition, records for combined free throws made (48) and most blocked shots (10) in a game were established.

The game against Mercer also marked the first men's basketball overtime contest in CU's new facility. The first 36 CU men's games played in Gore Arena were all decided in regulation time.

CU's 30-point win over Stetson (1/22) marked Campbell's largest win margin over an A-Sun foe at Gore Arena. CU defeated the Hatters by 26 points (81-55) on Jan. 16, 2010.

Griffin set a Gore Arena record for highest 3-point field goal percentage (.857) in a game when he hit 6-of-7 threes vs. Lipscomb on Feb. 10. The ju-

nior forward finished with a career-high 28 points.

The Camels now own a 29-14 record in three seasons at the John W. Pope Jr. Convocation Center/Gilbert Craig Gore Arena. Six of Campbell's seven home losses this year were decided by a total of 24 points, including three, two-point setbacks.

Despite losing Merthie, a pre-season all-conference selection, to injury for the last eight games of the year, the Camels qualified for the 8-team Atlantic Sun tournament for the sixth-straight season. Only Campbell, Belmont, East Tennessee State, Lipscomb and Mercer have participated in each of the last six A-Sun events.

Campbell concluded its 17-season tenure in the Atlantic Sun with a hard-fought 54-53 loss to two-time defending league tournament champ ETSU in the quarterfinal round. CU rallied from a 15-point deficit in the second half against a school that later advanced to the semifinals of the Collegelinsider.com post-season tournament.

The Camels led the Atlantic Sun Conference and ranked 27th nationally in blocked shots per game (5.0). With a school-record 155 blocks over 31 games, Campbell shattered the previous school team record for blocks in a year (117) set in 1997-98.

Griffin, who finished second in the league and 40th in the nation in blocks per game (2.1), also broke the school record for rejections in a season with 61. Harris finished fifth among A-Sun blocks leaders (1.52 per game).

Hartley's name is etched throughout the Camel record books. He finished his career ranked second in career starts (115) and assists (600), 3rd in games played (121) and steals (212) in the program's Division I era. Hartley also stands second on the A-Sun career assists charts and 11th all-time in steals. As a senior, Hartley scored at a career-high 10.1 points per game clip (23rd in the A-Sun) and ranked second in the league in assists (5.16), eighth in steals (1.55) and 15th in free throw percentage. He was nominated for the Bob Cousy Award, which is presented annually to the nation's top collegiate point guard.

Senior forward Preston Dodson produced the finest season of his career in 2010-11. He finished in fourth place on CU's all-time games played charts with 117 appearance. In addition, he averaged 8.3 points and 5.3 rebounds per game – both career highs – while ranking fifth among A-Sun leaders in field goal percentage (.518).

Griffin ranked among the best all-around players in the Atlantic Sun. He finished ninth in scoring (13.2), fifth in rebounding (6.9), eighth in field goal percentage (.504), fifth in steals (1.69), second in blocks (2.1), sixth in defensive rebounds (4.72) and 12th in offensive rebounds (2.17).

Merthie rated among A-Sun leaders in scoring (11.2), three-point field goals made (55) and three-point accuracy (.420) before suffering a knee injury in mid-January that curtailed his effectiveness and ultimately caused him to miss the last four weeks of the season.

## 2010-11 Fighting Camel Stats

RECORD:	OVERALL	HOME	AWAY	NEUTRAL
ALL GAMES	12-19	7-7	4-10	1-2
ATLANTIC SUN	6-14	3-7	3-7	0-0
NON-CONFERENCE	6-5	4-0	1-3	1-2

##	Player	GP	GS	Min	Avg	TOTAL			3-PTS			REBOUNDS			PF	FO	A	TO	Blk	Stl	Pts	Avg				
						FG	FGA	Pct	3FG	FGA	Pct	FT	FTA	Pct									Off	Def	Tot	Avg
21	<b>GRIFFIN, Eric</b>	29	22	814	28.1	136	270	.504	21	61	.344	89	144	.618	63	137	200	6.9	99	6	28	78	61	49	382	13.2
	Conference-Only...	20	15	544	27.2	100	191	.524	12	33	.364	67	109	.615	56	86	142	7.1	67	5	22	53	44	34	279	14.0
12	<b>HARTLEY, Junard</b>	31	31	1050	33.9	107	260	.412	19	55	.345	80	114	.702	23	73	96	3.1	79	1	160	98	4	48	313	10.1
	Conference-Only...	20	20	692	34.6	71	183	.388	14	39	.359	61	83	.735	17	40	57	2.9	52	1	97	66	3	28	217	10.9
25	<b>MERTHIE, Lorne</b>	23	21	686	29.8	85	205	.415	55	131	.420	32	50	.640	8	54	62	2.7	39	0	61	26	0	31	257	11.2
	Conference-Only...	13	13	396	30.5	43	113	.381	27	75	.360	19	29	.655	3	30	33	2.5	27	0	33	12	0	13	132	10.2
51	<b>DODSON, Preston</b>	27	27	747	27.7	85	164	.518	0	1	.000	55	83	.663	49	95	144	5.3	80	5	36	32	15	17	225	8.3
	Conference-Only...	18	18	492	27.3	58	110	.527	0	1	.000	31	50	.620	31	61	92	5.1	52	3	21	23	11	10	147	8.2
2	<b>CELESTIN, Amir</b>	30	17	748	24.9	80	202	.396	6	26	.231	50	72	.694	9	35	44	1.5	84	5	75	56	4	21	216	7.2
	Conference-Only...	20	13	500	25.0	53	135	.393	4	17	.235	26	35	.743	7	19	26	1.3	60	5	48	38	3	16	136	6.8
15	<b>HARRIS, Marvelle</b>	31	20	638	20.6	75	149	.503	0	0	.000	29	50	.580	68	98	166	5.4	86	2	12	43	47	17	179	5.8
	Conference-Only...	20	15	426	21.3	40	96	.417	0	0	.000	19	36	.528	43	65	108	5.4	60	1	8	24	31	12	99	5.0
22	<b>JACKSON, Martell</b>	29	3	362	12.5	50	98	.510	0	0	.000	20	39	.513	32	53	85	2.9	37	0	9	29	12	5	120	4.1
	Conference-Only...	18	2	212	11.8	25	55	.455	0	0	.000	8	20	.400	17	35	52	2.9	24	0	4	17	7	4	58	3.2
3	<b>FERGUSON, Rico</b>	28	4	462	16.5	38	89	.427	0	3	.000	41	61	.672	11	25	36	1.3	72	2	27	28	1	17	117	4.2
	Conference-Only...	18	2	318	17.7	30	66	.455	0	3	.000	29	45	.644	8	15	23	1.3	50	2	24	20	1	9	89	4.9
1	<b>MAYES, Keishawn</b>	25	8	249	10.0	36	70	.514	1	11	.000	15	33	.455	22	23	45	1.8	50	1	7	20	4	7	88	3.5
	Conference-Only...	17	2	145	8.5	14	33	.424	0	0	.000	9	20	.450	11	15	26	1.5	26	0	4	13	2	2	37	2.2
10	<b>HORTON, Anthony</b>	21	0	189	9.0	30	70	.429	11	33	.333	3	4	.750	10	26	36	1.7	31	0	2	16	5	4	74	3.5
	Conference-Only...	17	0	166	9.8	25	61	.410	8	29	.276	3	4	.750	9	22	31	1.8	29	0	2	15	3	3	61	3.6
20	<b>RYAN, Andrew</b>	6	2	111	18.5	11	27	.407	6	19	.316	6	7	.857	2	3	5	0.8	5	0	4	2	0	1	34	5.7
	Conference-Only...	0	0	0	0.0	0	0	.000	0	0	.000	0	0	.000	0	0	0	0.0	0	0	0	0	0	0	0	0.0
0	<b>DEWEY, Cole</b>	8	0	37	4.6	5	9	.556	2	5	.400	3	4	.750	0	2	2	0.3	4	0	1	4	0	0	15	1.9
	Conference-Only...	5	0	30	6.0	4	7	.571	2	4	.500	3	4	.750	0	2	2	0.4	4	0	1	3	0	0	13	2.6
5	<b>DEES, Anthony</b>	15	0	87	5.8	2	20	.100	2	16	.125	2	21	0.000	1	5	6	0.4	9	0	2	1	1	1	8	0.5
	Conference-Only...	10	0	64	6.4	2	13	.154	2	11	.182	2	21	0.000	0	4	4	0.4	8	0	1	0	1	1	8	0.8
14	<b>AWOSANYA, Larry</b>	13	0	45	3.5	2	7	.286	0	0	.000	0	0	.000	3	5	8	0.6	5	0	1	6	1	1	4	0.3
	Conference-Only...	11	0	40	3.6	2	6	.333	0	0	.000	0	0	.000	3	5	8	0.7	4	0	1	4	1	1	4	0.4
TM	<b>TEAM.....</b>														52	36	88	2.8	0			7			0	
	Conference-Only...														32	27	59	3.0	0			4			0	
	<b>Total.....</b>	31				742	1640	.452	123	351	.350	425	663	.641	353	670	1023	33.0	680	22	425	446	155	219	2032	65.5
	Conference-Only...	20				467	1069	.437	69	212	.325	277	437	.634	237	426	663	33.2	463	17	266	292	107	133	1280	64.0
	<b>Opponents.....</b>	31				668	1567	.426	209	555	.377	546	782	.698	355	671	1026	33.1	586	13	423	454	137	197	2091	67.5
	Conference-Only...	20				437	1004	.435	115	328	.351	379	542	.699	228	448	676	33.8	381	9	262	284	90	127	1368	68.4

SCORE BY PERIODS:	1st	2nd	Total	
Campbell	922	1095	15	2032
Opponents	981	1101	9	2091

DEADBALL REB.:	OFF	DEF	TOTAL
Campbell	103	11	114
Opponents	98	8	106



Campbell's 2011 Seniors  
Junard Hartley (left) and Preston Dodson

## 2010-11 Fighting Camel Results

DATE	TIME	OPPONENT	SCORE	ATTN.	HIGH POINTS	HIGH REBOUNDS
11/12/10	7:45	at Virginia Tech	L 60-70	9806	(14)HARTLEY, Junard	(9)GRIFFIN, Eric
11/15/10	7:00	at East Carolina	L 63-76	3687	(15)GRIFFIN, Eric	(7)GRIFFIN, Eric
11/19/10	5:00	^ Middle Tennessee	W 97-90	5240	(20)GRIFFIN, Eric	(8)DODSON, Preston
11/20/10	4:30	^ at Auburn	W 61-54	5011	(13)CELESTIN, Amir	(6)GRIFFIN, Eric
11/21/10	2:00	^ Samford	L 56-60	4824	(22)MERTHIE, Lorne	(7)DODSON, Preston
11/27/10	1:00	LONGWOOD	W 93-77	1023	(24)DODSON, Preston	(8)MERTHIE, Lorne
11/29/10	7:00	JOHNSON C. SMITH	W 77-64	1393	(23)MERTHIE, Lorne	(11)DODSON, Preston
12/10/10	7:00	WESTERN CAROLINA	W 73-50	1298	(15)JACKSON, Martell	(14)HARRIS, Marvelle
12/16/10	7:30	* at USC Upstate	W 67-60	771	(15)HARTLEY, Junard	(12)HARRIS, Marvelle
12/22/10	7:00	UNC WILMINGTON	W 57-56	1532	(14)MERTHIE, Lorne	(7)HARRIS, Marvelle, GRIFFIN, Eric
12/30/10	7:00	* at East Tennessee State	L 59-72	2770	(19)GRIFFIN, Eric	(13)GRIFFIN, Eric
01/03/11	7:40	* JACKSONVILLE	L 65-67	1226	(14)MERTHIE, Lorne	(8)HARRIS, Marvelle
01/05/11	8:00	* NORTH FLORIDA	L 55-57	1115	(11)MERTHIE, Lorne	(10)HARRIS, Marvelle
01/07/11	7:05	* KENNESAW STATE	W 65-52	1408	(13)CELESTIN, Amir	(9)DODSON, Preston
01/10/11	7:00	* MERCER	W 80-74 ot	1371	(27)MERTHIE, Lorne	(11)GRIFFIN, Eric
01/15/11	7:15	* at Belmont	L 55-90	1587	(11)DEWEY, Cole, Ferguson, Rico	(6)HARRIS, Marvelle
01/17/11	7:15	* at Lipscomb	L 81-92	2973	(21)GRIFFIN, Eric	(8)GRIFFIN, Eric
01/20/11	7:00	* FLORIDA GULF COAST	L 66-68	1536	(18)MERTHIE, Lorne	(8)GRIFFIN, Eric, HARRIS, Marvelle
01/22/11	3:15	* STETSON	W 85-55	1859	(16)HARTLEY, Junard	(10)GRIFFIN, Eric
01/25/11	7:00	at Longwood	L 62-72	1429	(15)HARTLEY, Junard	(10)HARRIS, Marvelle
01/29/11	7:30	* at North Florida	W 76-66	1307	(23)GRIFFIN, Eric	(9)DODSON, Preston
01/31/11	7:00	* at Jacksonville	L 58-71	1316	(21)GRIFFIN, Eric	(8)GRIFFIN, Eric
02/05/11	4:30	* at Mercer	L 45-63	2671	(9)GRIFFIN, Eric, HARTLEY, Junard	(6)GRIFFIN, Eric
02/07/11	7:30	* at Kennesaw State	L 64-78	965	(16)HARTLEY, Junard	(5)CELESTIN, HARRIS, JACKSON
02/10/11	7:00	* LIPSCOMB	L 76-81	1429	(28)GRIFFIN, Eric	(7)JACKSON, Martell
02/12/11	3:15	* BELMONT	L 57-78	1670	(17)GRIFFIN, Eric	(11)GRIFFIN, Eric
02/17/11	7:30	* at Stetson	W 64-61	1109	(16)DODSON, Preston	(10)DODSON, Preston
02/19/11	5:15	* at Florida Gulf Coast	L 39-47	1887	(13)GRIFFIN, Eric	(12)GRIFFIN, Eric
02/24/11	7:30	* EAST TENNESSEE STATE	L 59-66	1768	(16)HARTLEY, CELESTIN	(6)GRIFFIN, Eric
02/26/11	3:35	* USC UPSTATE	L 64-70	1804	(16)HARTLEY, Junard	(9)GRIFFIN, Eric
03/02/11	9:00	# East Tennessee State	L 53-54	1020	(16)GRIFFIN, Eric	(8)GRIFFIN, Eric

^ Global Sports Hoops Showcase at Auburn, Ala.

\* Atlantic Sun Conference game

# Atlantic Sun Championship Tournament at Macon, Ga.

ATTENDANCE SUMMARY	GAMES	TOTALS	AVG/GAME
HOME	14	20432	1459
AWAY	14	37289	2664
NEUTRAL	3	11084	3695
TOTAL	31	68805	2220



## 2010-11 Points-Rebounds-Assists

Opponent	Date	Score	W/L	0 Dewey	1 Mayes	2 Celestin	3 Ferguson	5 Dees	10 Horton	12 Hartley	14 Awosanya	15 Harris
at Virginia Tech	11/12/10	60-70	L	DNP	4-1-0	4-2-1	4-0-1	DNP	0-0-0	14-2-3	DNP	5-3-1
at East Carolina	11/15/10	63-76	L	DNP	7-2-1	1-1-2	2-1-1	0-0-0	DNP	8-6-3	DNP	2-1-0
vs Middle Tennessee	11/19/10	97-90	W	DNP	14-2-1	8-1-5	2-1-0	DNP	DNP	6-1-4	DNP	4-0-1
at Auburn	11/20/10	61-54	W	DNP	5-3-1	13-4-1	0-1-0	DNP	DNP	8-1-5	DNP	4-1-0
vs Samford	11/21/10	56-60	L	DNP	6-4-0	5-0-3	DNP	DNP	DNP	0-3-2	DNP	8-5-0
LONGWOOD	11/27/10	93-77	W	2-0-0	4-2-0	12-0-2	5-1-0	0-0-1	DNP	15-4-9	0-0-0	6-4-2
JOHNSON C. SMITH	11/29/10	77-64	W	0-0-0	3-2-0	DNP	6-2-1	0-0-0	DNP	12-4-12	DNP	16-8-0
WESTERN CAROLINA	12/10/10	73-50	W	0-0-0	DNP	9-2-3	3-3-0	DNP	6-3-0	7-3-8	DNP	10-14-0
at USC Upstate	12/16/10	67-60	W	DNP	14-7-1	2-2-0	2-0-1	0-1-0	7-4-1	15-2-6	DNP	9-12-0
UNC WILMINGTON	12/22/10	57-56	W	DNP	8-3-0	5-3-5	0-0-0	0-0-0	DNP	9-2-6	DNP	11-7-0
at East Tennessee State	12/30/10	59-72	L	DNP	2-0-0	1-4-1	0-0-1	DNP	3-2-1	15-3-3	DNP	0-3-1
JACKSONVILLE	01/03/11	65-67	L	DNP	7-3-1	13-1-0	0-1-0	0-0-0	0-1-0	9-1-3	DNP	4-8-0
NORTH FLORIDA	01/05/11	55-57	L	DNP	1-1-2	10-1-2	DNP	0-1-0	8-1-0	2-2-5	0-1-0	6-10-2
KENNESAW STATE	01/07/11	65-52	W	DNP	0-0-0	13-1-5	DNP	DNP	4-3-0	1-3-4	0-0-0	11-4-2
MERCER	01/10/11	80-74	WOT	DNP	DNP	6-1-5	1-0-0	DNP	4-0-0	6-4-3	DNP	6-8-0
at Belmont	01/15/11	55-90	L	11-1-1	0-1-0	2-0-1	11-5-2	5-1-1	5-3-0	0-4-2	4-3-1	6-6-0
at Lipscomb	01/17/11	81-92	L	0-0-0	0-0-0	2-0-5	6-1-4	0-0-0	DNP	15-2-4	0-0-0	7-4-0
FLORIDA GULF COAST	01/20/11	66-68	L	DNP	DNP	4-2-2	4-0-1	0-0-0	DNP	9-2-11	0-1-0	7-8-0
STETSON	01/22/11	85-55	W	0-0-0	2-2-0	8-2-5	4-0-0	3-1-0	8-4-0	16-4-6	0-0-0	8-6-0
at Longwood	01/25/11	62-72	L	DNP	DNP	13-1-2	3-2-0	0-2-0	7-2-0	15-8-5	0-0-0	8-10-0
at North Florida	01/29/11	76-66	W	DNP	0-1-0	4-0-0	5-3-1	DNP	14-5-0	16-1-5	0-2-0	5-4-1
at Jacksonville	01/31/11	58-71	L	DNP	4-2-0	3-1-0	10-2-2	DNP	5-3-0	9-2-2	0-1-0	1-1-0
at Mercer	02/05/11	45-63	L	DNP	1-1-0	4-1-0	4-2-0	DNP	3-4-0	9-2-4	DNP	4-1-0
at Kennesaw State	02/07/11	64-78	L	DNP	2-0-0	6-5-5	3-2-5	DNP	0-0-0	16-3-5	0-0-0	8-5-0
LIPSCOMB	02/10/11	76-81	L	DNP	DNP	8-0-4	10-1-3	DNP	0-1-0	20-5-9	0-0-0	0-1-2
BELMONT	02/12/11	57-78	L	0-0-0	4-2-0	7-0-1	1-2-0	DNP	0-0-0	7-3-6	DNP	11-10-0
at Stetson	02/17/11	64-61	W	2-1-0	0-0-0	9-3-3	7-2-0	0-0-0	0-0-0	11-6-4	0-0-0	3-4-0
at Florida Gulf Coast	02/19/11	39-47	L	DNP	0-3-0	8-1-0	4-0-1	0-0-0	0-0-0	9-3-0	DNP	0-3-0
EAST TENNESSEE STATE	02/24/11	59-66	L	DNP	0-2-0	16-0-3	10-1-1	DNP	0-0-0	16-2-7	DNP	1-4-0
USC UPSTATE	02/26/11	64-70	L	DNP	0-1-0	10-1-6	7-1-2	0-0-0	DNP	16-3-8	DNP	2-6-0
vs East Tennessee State	03/02/11	53-54	L	DNP	DNP	10-4-3	3-2-0	DNP	0-0-0	2-5-6	DNP	6-5-0

Opponent	Date	Score	W/L	20 Ryan	21 Griffin	22 Jackson	25 Merthie	51 Dodson
at Virginia Tech	11/12/10	60-70	L	6-1-0	13-9-1	0-0-0	6-0-0	4-3-2
at East Carolina	11/15/10	63-76	L	10-0-1	15-7-0	4-3-1	4-1-3	10-6-0
vs Middle Tennessee	11/19/10	97-90	W	0-0-1	20-4-2	15-2-1	17-6-3	11-8-5
at Auburn	11/20/10	61-54	W	6-0-0	10-6-1	3-4-0	8-2-0	4-5-0
vs Samford	11/21/10	56-60	L	5-4-0	3-4-1	1-3-0	22-0-1	6-7-0
LONGWOOD	11/27/10	93-77	W	DNP	DNP	6-3-0	19-8-6	24-7-3
JOHNSON C. SMITH	11/29/10	77-64	W	7-0-2	DNP	2-3-1	23-3-8	8-11-2
WESTERN CAROLINA	12/10/10	73-50	W	DNP	11-5-1	15-7-0	12-3-3	DNP
at USC Upstate	12/16/10	67-60	W	DNP	8-6-1	4-3-0	6-3-3	DNP
UNC WILMINGTON	12/22/10	57-56	W	DNP	8-7-0	2-1-0	14-3-2	DNP
at East Tennessee State	12/30/10	59-72	L	DNP	19-13-3	8-7-0	11-3-2	DNP
JACKSONVILLE	01/03/11	65-67	L	DNP	9-1-0	0-0-0	14-3-4	9-2-3
NORTH FLORIDA	01/05/11	55-57	L	DNP	9-4-0	0-0-0	11-3-0	8-4-1
KENNESAW STATE	01/07/11	65-52	W	DNP	11-7-2	7-5-0	6-2-0	12-9-3
MERCER	01/10/11	80-74	WOT	DNP	10-11-1	10-8-0	27-5-6	10-7-1
at Belmont	01/15/11	55-90	L	DNP	4-3-0	1-5-1	5-1-0	1-2-0
at Lipscomb	01/17/11	81-92	L	DNP	21-8-0	2-2-0	16-3-4	12-3-1
FLORIDA GULF COAST	01/20/11	66-68	L	DNP	17-8-0	2-2-1	18-2-5	5-5-2
STETSON	01/22/11	85-55	W	DNP	13-10-3	7-2-1	6-1-3	10-3-2
at Longwood	01/25/11	62-72	L	DNP	7-8-0	4-1-1	0-3-2	5-1-2
at North Florida	01/29/11	76-66	W	DNP	23-8-0	DNP	1-2-4	8-9-0
at Jacksonville	01/31/11	58-71	L	DNP	21-8-1	0-1-0	5-0-0	0-2-1
at Mercer	02/05/11	45-63	L	DNP	9-6-0	3-1-0	6-5-2	2-4-1
at Kennesaw State	02/07/11	64-78	L	DNP	15-4-1	4-5-0	DNP	10-4-0
LIPSCOMB	02/10/11	76-81	L	DNP	28-4-2	4-7-0	DNP	6-4-2
BELMONT	02/12/11	57-78	L	DNP	17-11-1	2-1-0	DNP	8-8-2
at Stetson	02/17/11	64-61	W	DNP	14-3-1	2-1-0	DNP	16-10-1
at Florida Gulf Coast	02/19/11	39-47	L	DNP	13-12-0	2-2-1	DNP	3-6-0
EAST TENNESSEE STATE	02/24/11	59-66	L	DNP	4-6-2	DNP	DNP	12-4-1
USC UPSTATE	02/26/11	64-70	L	DNP	14-9-4	0-0-0	DNP	15-6-0
vs East Tennessee State	03/02/11	53-54	L	DNP	16-8-0	10-6-1	DNP	6-4-1



**2010-11 Fighting Camel Team Stats**

Opponent	1st	2nd	Score	Mar	Total FG	FG Pct	3-Pointers	3FG Pct	Free Throws	FT Pct	Rebounds	Mar	Assist	TOver	Block	Steal	Fouls
Virginia Tech	26/41	34/29	60-70	(10)	20-49/22-52	.408/.423	7-19/5-19	.368/.263	13-20/21-31	.650/.677	24/41	(17)	9/13	17/19	3/7	5/3	26/20
East Carolina	25/29	38/47	63-76	(13)	23-52/24-49	.442/.490	3-12/11-23	.250/.478	14-19/17-27	.737/.630	32/28	+4	12/16	18/17	4/7	10/9	27/21
Middle Tenn.	46/39	51/51	97-90	+7	32-50/28-61	.640/.459	8-13/10-24	.615/.417	25-36/24-31	.694/.774	28/31	(3)	23/15	13/12	3/4	6/9	22/24
Auburn	26/30	35/24	61-54	+7	21-49/19-53	.429/.358	2-11/8-19	.182/.421	17-25/8-10	.680/.800	30/37	(7)	8/13	14/24	5/3	9/3	14/21
Samford	30/32	26/28	56-60	(4)	19-48/18-41	.396/.439	6-13/14-30	.462/.467	12-15/10-16	.800/.625	33/21	+12	7/16	14/13	4/4	8/6	17/14
LONGWOOD	40/34	53/43	93-77	+16	33-55/25-50	.600/.500	3-10/13-20	.300/.650	24-36/14-20	.667/.700	29/27	+2	23/20	7/15	4/2	10/1	20/25
J.C. SMITH	40/33	37/31	77-64	+13	32-60/22-61	.533/.361	9-24/11-28	.375/.393	4-10/9-9	.400/1.000	35/37	(2)	26/19	10/15	6/1	8/6	12/13
WESTERN CARO.	35/30	38/20	73-50	+23	24-48/18-55	.500/.327	6-10/6-23	.600/.261	19-26/8-16	.731/.500	41/30	+11	15/16	16/16	10/1	9/11	14/22
USC Upstate	38/23	29/37	67-60	+7	27-54/19-53	.500/.358	2-7/8-27	.286/.296	11-21/14-23	.524/.609	46/27	+19	13/10	13/7	2/5	3/6	22/19
UNC WILM.	21/31	36/25	57-56	+1	24-54/18-42	.444/.429	4-12/7-16	.333/.438	5-13/13-22	.385/.591	31/36	(5)	13/13	13/19	4/4	12/4	18/13
East Tenn. State	30/37	29/35	59-72	(13)	22-57/24-52	.386/.462	8-16/6-14	.500/.429	7-14/18-27	.500/.667	38/35	+3	12/12	17/11	6/3	3/8	22/13
JACKSONVILLE	26/29	39/38	65-67	(2)	23-51/27-53	.451/.509	2-11/3-9	.182/.333	17-24/10-16	.708/.625	25/36	(11)	11/18	15/20	5/4	12/6	20/18
NORTH FLORIDA	28/24	27/33	55-57	(2)	22-40/21-50	.550/.420	4-5/6-18	.800/.333	7-11/9-15	.636/.600	29/24	+5	12/18	24/15	8/4	2/6	18/18
KENNESAW STATE	19/25	46/27	65-52	+13	24-63/16-45	.381/.356	3-18/1-11	.167/.091	14-22/19-29	.636/.655	38/42	(4)	16/8	9/20	6/5	6/2	22/21
MERCER	25/23	40/42	80-74	+6	27-61/21-60	.443/.350	4-11/6-24	.364/.250	22-39/26-31	.564/.839	45/41	+4	16/9	18/16	10/2	12/4	29/28
Belmont	14/45	41/45	55-90	(35)	20-50/33-62	.400/.532	4-14/9-20	.286/.450	11-22/15-23	.500/.652	36/34	+2	9/21	23/9	4/4	3/11	23/20
Lipscomb	34/37	47/55	81-92	(11)	34-61/28-43	.557/.651	4-13/6-12	.308/.500	9-18/30-36	.500/.833	23/28	(5)	18/20	13/17	3/1	9/7	23/19
FLA.GULF COAST	38/43	28/25	66-68	(2)	26-54/24-57	.481/.421	7-16/6-13	.438/.462	7-14/14-18	.500/.778	31/34	(3)	22/18	14/14	9/5	7/7	18/15
STETSON	41/26	44/29	85-55	+30	28-53/19-46	.528/.413	4-12/4-17	.333/.235	25-31/13-23	.806/.565	37/22	+15	20/7	14/15	5/5	8/9	22/22
Longwood	26/34	36/38	62-72	(10)	27-54/20-53	.500/.377	1-5/7-18	.200/.389	7-14/25-30	.500/.833	42/26	+16	12/13	14/4	1/6	1/9	22/15
North Florida	37/30	39/36	76-66	+10	28-58/20-49	.483/.408	2-9/8-20	.222/.400	18-26/18-26	.692/.692	40/29	+11	11/9	13/17	6/6	8/3	25/25
Jacksonville	27/32	31/39	58-71	(13)	20-48/23-48	.417/.479	2-9/5-13	.222/.385	16-19/20-28	.842/.714	26/29	(3)	6/14	18/14	4/6	8/9	21/15
Mercer	20/26	25/37	45-63	(18)	13-52/16-46	.250/.348	4-15/5-17	.267/.294	15-21/26-33	.714/.788	32/41	(9)	7/8	11/11	3/5	8/7	25/20
Kennesaw State	34/34	30/44	64-78	(14)	25-61/23-50	.410/.460	2-5/5-14	.400/.357	12-19/27-36	.632/.750	33/36	(3)	16/14	11/13	3/7	8/8	25/14
LIPSCOMB	42/38	34/43	76-81	(5)	26-48/28-51	.542/.549	8-12/6-15	.667/.400	16-22/19-32	.727/.594	23/32	(9)	22/20	12/12	5/1	6/9	25/19
BELMONT	32/40	25/38	57-78	(21)	22-58/26-53	.379/.491	1-7/11-23	.143/.478	12-17/15-19	.706/.789	39/30	+9	10/21	22/13	8/8	6/11	21/18
Stetson	29/28	35/33	64-61	+3	20-49/20-49	.408/.408	1-7/7-18	.143/.389	23-36/14-26	.639/.538	35/37	(2)	9/9	12/16	6/8	7/3	28/26
Florida Gulf Coast	18/13	21/34	39-47	(8)	14-53/10-41	.264/.244	1-6/2-13	.167/.154	10-18/25-35	.556/.714	33/44	(11)	2/6	14/20	3/5	5/2	26/16
EAST TENN.STATE	30/33	29/33	59-66	(7)	21-42/19-49	.500/.388	4-10/3-11	.400/.273	13-21/25-35	.619/.714	21/38	(17)	14/5	10/12	7/1	4/5	23/16
USC UPSTATE	21/31	43/39	64-70	(6)	25-56/20-47	.446/.426	2-9/8-19	.222/.421	12-22/22-31	.545/.710	33/37	(4)	20/15	9/12	4/5	8/4	25/19
East Tenn. State	24/31	29/23	53-54	(1)	20-52/17-46	.385/.370	5-10/2-7	.500/.286	8-12/18-28	.667/.643	35/36	(1)	11/7	18/16	4/8	8/9	25/17

Note: Game totals are displayed in the format TEAM/OPPONENT for each category



## All-Time Results: 1951-2011

Year	Won	Lost	Pct.	Head Coach
1951-52	18	6	.696	Earl Smith
1952-53	11	14	.440	Earl Smith
1953-54	17	6	.739	Fred McCall
1954-55	23	3	.885	Fred McCall
1955-56	23	2	.920	Fred McCall
1956-57	9	11	.450	Fred McCall
1957-58	17	7	.708	Fred McCall
1958-59	12	11	.522	Fred McCall
1959-60	16	7	.696	Fred McCall
1960-61	16	7	.696	Fred McCall
1961-62 *	16	7	.696	Fred McCall
1962-63	11	13	.458	Fred McCall
1963-64	17	11	.607	Fred McCall
1964-65	11	16	.444	Fred McCall
1965-66	10	15	.400	Fred McCall
1966-67	10	17	.370	Fred McCall
1967-68	16	10	.615	Fred McCall
1968-69	20 (13)	10 (6)	.667	Fred McCall (Danny Roberts)
1969-70	24	7	.774	Danny Roberts
1970-71	15	12	.556	Danny Roberts
1971-72	18	11	.621	Danny Roberts
1972-73	16	11	.593	Danny Roberts
1973-74	9	19	.321	Danny Roberts
1974-75	25	6	.806	Danny Roberts
1975-76	23	4	.852	Danny Roberts
1976-77	23	10	.697	Danny Roberts
1977-78 #	9	15	.375	Danny Roberts
1978-79	10	16	.385	Danny Roberts
1979-80	15	12	.556	Danny Roberts
1980-81	11	16	.407	Danny Roberts
1981-82	11	16	.407	Danny Roberts
1982-83	11	17	.393	Danny Roberts
1983-84	10	18	.357	Jerry Smith
1984-85	5	22	.185	Jerry Smith
1985-86	8	19	.296	Billy Lee
1986-87	17	13	.567	Billy Lee
1987-88	11	16	.407	Billy Lee
1988-89	18	12	.600	Billy Lee
1989-90	15	13	.536	Billy Lee
1990-91	9	19	.321	Billy Lee
1991-92	19	12	.613	Billy Lee
1992-93	12	15	.444	Billy Lee
1993-94	20	9	.690	Billy Lee
1994-95	8	18	.308	Billy Lee
1995-96	17	11	.607	Billy Lee
1996-97	11	16	.407	Billy Lee
1997-98	10	17	.370	Billy Lee
1998-99	9	18	.333	Billy Lee
1999-00	12	16	.429	Billy Lee
2000-01	7	21	.250	Billy Lee
2001-02	8	19	.296	Billy Lee
2002-03	5	22	.185	Billy Lee
2003-04	3	24	.111	Robbie Laing
2004-05	2	25	.074	Robbie Laing
2005-06	10	18	.357	Robbie Laing
2006-07	14	17	.452	Robbie Laing
2007-08	10	20	.333	Robbie Laing
2008-09	14	16	.467	Robbie Laing
2009-10	19	11	.633	Robbie Laing
2010-11	12	19	.387	Robbie Laing
<b>59-Yr. Totals</b>	<b>808</b>	<b>821</b>	<b>.496</b>	
<b>31-Yr. NCAA I</b>	<b>382</b>	<b>568</b>	<b>.402</b>	
<b>16-Yr. NAIA</b>	<b>265</b>	<b>178</b>	<b>.598</b>	

# Joined NCAA I  
\* First Senior College Year

### Camel Coaching Records

Coach	Seasons	Won	Lost	Pct.
Danny Roberts	15	233	178	.567
Fred McCall	16	231	147	.611
Billy Lee	18	216	286	.430
Robbie Laing	8	84	150	.359
Earl Smith #	2	29	20	.592
Jerry Smith	2	15	40	.273
<b>Totals</b>	<b>58</b>	<b>777</b>	<b>791</b>	<b>.496</b>

Note: Earl Smith coached at Campbell from 1946-53.  
Records are incomplete prior to 1951.



Earl Smith



Fred McCall



Danny Roberts



Jerry Smith



Billy Lee



Robbie Laing

### All-Time Assistant Coaches (NCAA I era)

Brian Alexander	(3) 2003-06
Matt Allen	(1) 2001-02
<b>Charles Baker</b>	<b>(3) 2009-</b>
Chris Benetti	(2) 1991-93
<b>Brian Burg</b>	<b>(3) 2009-</b>
Rob Burke	(2) 2002-04
Brad Childress	(3) 1993-94, 1995-97
Ron Curtis	(4) 1983-87
Cliff Dillard	(8) 1995-03
Rob Dooley	(2) 1997-99
Kirk Earlywine	(2) 1985-87
Allen Ellzey	(4) 1988-92
Gary Elmore	(4) 1991-95
George Freebersyser	(1) 1987-88
Joe Gallagher	(3) 1999-02
Myron Guillory	(3) 2002-05
John Hamilton	(2) 1985-87
Kerwin "Buck" Harris	(4) 2004-09
Joel Haskins	(5) 1991-96
Jay Hickson	(2) 1999-01
Mike Hollis	(3) 1987-90
Bobby Kennen	(3) 2005-09

Darryl LaBarrie	(1) 2006-07
Ron Lievens	(4) 1987-91
Press Maravich	(3) 1982-85
Bobby Murray	(1) 1994-95
Randy Peele	(3) 1988-91
<b>Ryan Ridder</b>	<b>(2) 2010-</b>
Steve Roberts	(1) 1998-99
Michael Slonaker	(2) 2008-10
Jerry Smith	(2) 1980-82
Wendell Staton	(1) 1990-91
Lorenzo Watkins	(1) 2007-08
Fred Whitfield	(2) 1981-83
E.J. Wilder	(3) 1977-80
Mike Winiecki	(2) 1996-98



Press Maravich

**Home/Road Results: 1959-2011**

<b>1959-60</b>	<b>1970-71</b>	<b>1980-81</b>	Fayetteville (CCCC) .....	Neutral.....0-0
Home (Overall) .....	Home (Overall) .....	Home (Overall) .....	Away.....2-10	
Carter Gym.....10-1	Carter Gym.....5-4	Carter Gym.....8-2	Neutral.....0-2	
Fayetteville (CCCC) .....	Fayetteville (CCCC) .....	Raleigh (RCC).....2-3		<b>1991-92</b>
Away.....6-6	Away.....5-8	Away.....1-10	Home (Overall) .....	Home (Overall) .....
Neutral.....0-0	Neutral.....3-0	Neutral.....0-1	Carter Gym.....7-2	Carter Gym.....7-2
<b>1960-61</b>	<b>1971-72</b>	<b>1981-82</b>	Fayetteville (CCCC) .....	Away.....6-6
Home (Overall) .....	Home (Overall) .....	Home (Overall) .....	Away.....6-6	Neutral.....4-2
Away.....5-5	Carter Gym.....8-2	Carter Gym.....7-1		
Neutral.....3-0	Fayetteville (CCCC) .....	Raleigh (RCC).....2-2	<b>1992-93</b>	
<b>1961-62</b>	Away.....7-7	Away.....1-11	Home (Overall) .....	Home (Overall) .....
Home (Overall) .....	Neutral.....1-0	Neutral.....1-2	Carter Gym.....5-5	Carter Gym.....5-5
Carter Gym.....8-2	<b>1972-73</b>	<b>1982-83</b>	Fayetteville (CCCC) .....	Fayetteville (CCCC) .....
Away.....8-5	Home (Overall) .....	Home (Overall) .....	Away.....5-7	Away.....5-7
Neutral.....0-0	Carter Gym.....7-0	Carter Gym.....6-1	Neutral.....0-2	Neutral.....0-2
<b>1962-63</b>	Fayetteville (CCCC) .....	Fayetteville (CCCC) .....	<b>1993-94</b>	
Home (Overall) .....	Away.....8-8	Away.....1-11	Home (Overall) .....	Home (Overall) .....
Carter Gym.....8-4	Neutral.....0-2	Neutral.....2-1	Carter Gym.....10-0	Carter Gym.....10-0
Fayetteville (CCCC) .....	<b>1973-74</b>	<b>1983-84</b>	Fayetteville (CCCC) .....	Fayetteville (CCCC) .....
Away.....3-9	Home (Overall) .....	Home (Overall) .....	Away.....6-7	Away.....6-7
Neutral.....0-0	Carter Gym.....4-8	Carter Gym.....0-0	Neutral.....2-1	Neutral.....2-1
<b>1963-64</b>	Fayetteville (CCCC) .....	Fayetteville (CCCC) .....	<b>1994-95</b>	
Home (Overall) .....	Away.....3-10	Away.....1-14	Home (Overall) .....	Home (Overall) .....
Carter Gym.....	Neutral.....1-0	Neutral.....0-1	Carter Gym.....5-3	Carter Gym.....5-3
Fayetteville (CCCC) .....	<b>1974-75</b>	<b>1984-85</b>	Fayetteville (CCCC) .....	Fayetteville (CCCC) .....
Away.....	Home (Overall) .....	Home (Overall) .....	Away.....2-11	Away.....2-11
Neutral.....	Carter Gym.....9-0	Carter Gym.....1-0	Neutral.....0-0	Neutral.....0-0
<b>1964-65</b>	Fayetteville (CCCC) .....	Fayetteville (CCCC) .....	<b>1995-96</b>	
Home (Overall) .....	Away.....11-6	Away.....1-13	Home (Overall) .....	Home (Overall) .....
Carter Gym.....6-6	Neutral.....3-0	Neutral.....0-2	Carter Gym.....9-4	Carter Gym.....9-4
Fayetteville (CCCC) .....	<b>1975-76</b>	<b>1985-86</b>	Fayetteville (CCCC) .....	Fayetteville (CCCC) .....
Away.....5-10	Home (Overall) .....	Home (Overall) .....	Away.....0-1	Away.....0-1
Neutral.....0-0	Carter Gym.....11-0	Carter Gym.....5-7	Neutral.....0-1	Neutral.....0-1
<b>1965-66</b>	Fayetteville (CCCC) .....	Carter Gym.....2-1	<b>1996-97</b>	
Home (Overall) .....	Away.....8-3	Fayetteville (CCCC) .....	Home (Overall) .....	Home (Overall) .....
Carter Gym.....6-5	Neutral.....1-1	Away.....2-10	Carter Gym.....7-4	Carter Gym.....7-4
Fayetteville (CCCC) .....	<b>1976-77</b>	Neutral.....1-2	Fayetteville (CCCC) .....	Fayetteville (CCCC) .....
Away.....4-10	Home (Overall) .....	<b>1986-87</b>	Away.....4-10	Away.....4-10
Neutral.....0-0	Carter Gym.....13-5	Home (Overall) .....	Neutral.....0-2	Neutral.....0-2
<b>1966-67</b>	Carter Gym.....8-3	Carter Gym.....11-3	<b>1997-98</b>	
Home (Overall) .....	Fayetteville (CCCC) .....	Carter Gym.....5-1	Home (Overall) .....	Home (Overall) .....
Carter Gym.....5-6	South Johnston HS .....	Fayetteville (CCCC) .....	Carter Gym.....7-3	Carter Gym.....7-3
Fayetteville (CCCC) .....	Away.....5-3	Away.....5-8	Fayetteville (CCCC) .....	Fayetteville (CCCC) .....
Away.....4-8	Neutral.....5-2	Neutral.....1-2	Away.....4-10	Away.....4-10
Neutral.....1-3	<b>1977-78</b>	<b>1987-88</b>	Neutral.....0-2	Neutral.....0-2
<b>1967-68</b>	Home (Overall) .....	Home (Overall) .....	<b>1998-99</b>	
Home (Overall) .....	Carter Gym.....5-3	Carter Gym.....8-5	Home (Overall) .....	Home (Overall) .....
Carter Gym.....11-1	Carter Gym.....1-0	Carter Gym.....7-2	Carter Gym.....7-5	Carter Gym.....7-5
Fayetteville (CCCC) .....	Fayetteville (CCCC) .....	Fayetteville (CCCC) .....	Fayetteville (CCCC) .....	Fayetteville (CCCC) .....
Away.....5-9	Harnett Central.....1-1	Away.....2-10	Away.....0-1	Away.....0-1
Neutral.....0-0	Away.....4-12	Neutral.....1-1	Fayetteville (Crown).....	Fayetteville (Crown).....
<b>1968-69</b>	Neutral.....0-0	<b>1988-89</b>	Away.....2-12	Away.....2-12
Home (Overall) .....	<b>1978-79</b>	Home (Overall) .....	Neutral.....0-1	Neutral.....0-1
Carter Gym.....12-2	Home (Overall) .....	Carter Gym.....13-2	<b>1999-00</b>	
Carter Gym.....10-2	Home (Overall) .....	Carter Gym.....8-0	Home (Overall) .....	Home (Overall) .....
Fayetteville (CCCC) .....	Carter Gym.....5-1	Fayetteville (CCCC) .....	Carter Gym.....6-8	Carter Gym.....6-8
Away.....7-7	Raleigh (RCC).....3-2	Away.....4-9	Fayetteville (CCCC) .....	Fayetteville (CCCC) .....
Neutral.....1-1	Harnett Central.....1-1	Neutral.....1-1	Away.....0-1	Away.....0-1
<b>1969-70</b>	Away.....4-12	<b>1989-90</b>	Neutral.....0-1	Neutral.....0-1
Home (Overall) .....	Neutral.....0-1	Home (Overall) .....	<b>2000-01</b>	
Carter Gym.....10-1	<b>1979-80</b>	Carter Gym.....11-2	Carter Gym.....4-7	Carter Gym.....4-7
Fayetteville (CCCC) .....	Home (Overall) .....	Carter Gym.....6-2	Away.....3-13	Away.....3-13
Cape Fear High School .....	Carter Gym.....8-4	Fayetteville (CCCC) .....	Neutral.....0-1	Neutral.....0-1
Away.....10-4	Carter Gym.....5-0	Away.....5-0	<b>2001-02</b>	
Neutral.....0-1	Raleigh (RCC).....1-4	Neutral.....0-2	Carter Gym.....7-6	Carter Gym.....7-6
<b>1970-71</b>	Harnett Central.....2-0	<b>1990-91</b>	Away.....1-13	Away.....1-13
Home (Overall) .....	Away.....6-8	Home (Overall) .....		
Carter Gym.....10-1	Neutral.....1-0	Carter Gym.....6-2		
Fayetteville (CCCC) .....	<b>1979-80</b>	Neutral.....0-2		
Away.....10-4	Home (Overall) .....	<b>1990-91</b>		
Neutral.....0-1	Carter Gym.....8-4	Home (Overall) .....		
<b>1971-72</b>	Carter Gym.....5-0	Carter Gym.....7-7		
Home (Overall) .....	Raleigh (RCC).....1-4	Carter Gym.....6-2		
Carter Gym.....8-2	Harnett Central.....2-0	Neutral.....0-2		
Fayetteville (CCCC) .....	Away.....6-8	<b>1991-92</b>		
Away.....6-6	Neutral.....1-0	Home (Overall) .....		
Neutral.....0-0	<b>1972-73</b>	Carter Gym.....7-2		
<b>1972-73</b>	Home (Overall) .....	Fayetteville (CCCC) .....		
Home (Overall) .....	Carter Gym.....7-0	Away.....6-6		
Carter Gym.....8-2	Fayetteville (CCCC) .....	Neutral.....4-2		
Fayetteville (CCCC) .....	Away.....7-7	<b>1992-93</b>		
Away.....5-8	Neutral.....1-0	Home (Overall) .....		
Neutral.....3-0	<b>1973-74</b>	Carter Gym.....5-5		
<b>1973-74</b>	Home (Overall) .....	Fayetteville (CCCC) .....		
Home (Overall) .....	Carter Gym.....4-8	Away.....2-1		
Carter Gym.....4-8	Fayetteville (CCCC) .....	<b>1993-94</b>		
Fayetteville (CCCC) .....	Away.....3-10	Home (Overall) .....		
Away.....3-9	Neutral.....1-0	Carter Gym.....10-0		
Neutral.....0-0	<b>1974-75</b>	Fayetteville (CCCC) .....		
<b>1974-75</b>	Home (Overall) .....	Away.....6-7		
Home (Overall) .....	Carter Gym.....9-0	Neutral.....2-1		
Carter Gym.....9-0	Fayetteville (CCCC) .....	<b>1994-95</b>		
Fayetteville (CCCC) .....	Away.....11-6	Home (Overall) .....		
Away.....11-6	Neutral.....3-0	Carter Gym.....5-3		
Neutral.....3-0	<b>1975-76</b>	Fayetteville (CCCC) .....		
<b>1975-76</b>	Home (Overall) .....	Away.....0-1		
Home (Overall) .....	Carter Gym.....14-0	Neutral.....0-1		
Carter Gym.....11-0	Fayetteville (CCCC) .....	<b>1995-96</b>		
Fayetteville (CCCC) .....	Away.....8-3	Home (Overall) .....		
Away.....8-3	Neutral.....1-1	Carter Gym.....9-4		
Neutral.....1-1	<b>1976-77</b>	Fayetteville (CCCC) .....		
<b>1976-77</b>	Home (Overall) .....	Away.....4-10		
Home (Overall) .....	Carter Gym.....13-5	Neutral.....0-0		
Carter Gym.....8-3	Carter Gym.....8-3	<b>1996-97</b>		
Fayetteville (CCCC) .....	Fayetteville (CCCC) .....	Home (Overall) .....		
South Johnston HS .....	South Johnston HS .....	Carter Gym.....7-3		
Away.....5-3	Away.....5-3	Fayetteville (CCCC) .....		
Neutral.....5-2	Neutral.....5-2	Away.....4-10		
<b>1977-78</b>	<b>1977-78</b>	Neutral.....0-2		
Home (Overall) .....	Home (Overall) .....	<b>1997-98</b>		
Carter Gym.....5-3	Carter Gym.....5-3	Home (Overall) .....		
Carter Gym.....1-0	Carter Gym.....1-0	Carter Gym.....6-7		
Fayetteville (CCCC) .....	Fayetteville (CCCC) .....	Fayetteville (Crown).....		
Harnett Central.....1-1	Harnett Central.....1-1	Away.....3-9		
Away.....4-12	Away.....4-12	Neutral.....0-0		
Neutral.....0-0	Neutral.....0-0	<b>1998-99</b>		
<b>1978-79</b>	<b>1978-79</b>	Home (Overall) .....		
Home (Overall) .....	Home (Overall) .....	Carter Gym.....7-5		
Carter Gym.....9-4	Carter Gym.....9-4	Fayetteville (CCCC) .....		
Carter Gym.....5-1	Carter Gym.....5-1	Away.....0-1		
Raleigh (RCC).....3-2	Raleigh (RCC).....3-2	Neutral.....0-1		
Harnett Central.....1-1	Harnett Central.....1-1	<b>1999-00</b>		
Away.....4-12	Away.....4-12	Home (Overall) .....		
Neutral.....0-1	Neutral.....0-1	Carter Gym.....6-8		
<b>1979-80</b>	<b>1979-80</b>	Fayetteville (CCCC) .....		
Home (Overall) .....	Home (Overall) .....	Away.....6-7		
Carter Gym.....8-4	Carter Gym.....8-4	Neutral.....0-1		
Carter Gym.....5-0	Carter Gym.....5-0	<b>2000-01</b>		
Raleigh (RCC).....1-4	Raleigh (RCC).....1-4	Carter Gym.....4-7		
Harnett Central.....2-0	Harnett Central.....2-0	Away.....3-13		
Away.....6-8	Away.....6-8	Neutral.....0-1		
Neutral.....1-0	Neutral.....1-0	<b>2001-02</b>		
<b>1980-81</b>	<b>1980-81</b>	Carter Gym.....7-6		
Home (Overall) .....	Home (Overall) .....	Away.....1-13		
Carter Gym.....10-5	Carter Gym.....10-5			
Carter Gym.....8-2	Carter Gym.....8-2			
Raleigh (RCC).....2-3	Raleigh (RCC).....2-3			
Away.....1-10	Away.....1-10			
Neutral.....0-1	Neutral.....0-1			
<b>1981-82</b>	<b>1981-82</b>			
Home (Overall) .....	Home (Overall) .....			
Carter Gym.....9-3	Carter Gym.....9-3			
Carter Gym.....7-1	Carter Gym.....7-1			
Raleigh (RCC).....2-2	Raleigh (RCC).....2-2			
Away.....1-11	Away.....1-11			
Neutral.....1-2	Neutral.....1-2			
<b>1982-83</b>	<b>1982-83</b>			
Home (Overall) .....	Home (Overall) .....			
Carter Gym.....8-5	Carter Gym.....8-5			
Carter Gym.....6-1	Carter Gym.....6-1			
Fayetteville (CCCC) .....	Fayetteville (CCCC) .....			
Away.....1-11	Away.....1-11			
Neutral.....2-1	Neutral.....2-1			
<b>1983-84</b>	<b>1983-84</b>			
Home (Overall) .....	Home (Overall) .....			
Carter Gym.....9-3	Carter Gym.....9-3			
Carter Gym.....0-0	Carter Gym.....0-0			
Fayetteville (CCCC) .....	Fayetteville (CCCC) .....			
Away.....1-14	Away.....1-14			
Neutral.....0-1	Neutral.....0-1			
<b>1984-85</b>	<b>1984-85</b>			
Home (Overall) .....	Home (Overall) .....			
Carter Gym.....4-7	Carter Gym.....4-7			
Carter Gym.....1-0	Carter Gym.....1-0			
Fayetteville (CCCC) .....	Fayetteville (CCCC) .....			
Away.....1-13	Away.....1-13			
Neutral.....0-2	Neutral.....0-2			
<b>1985-86</b>	<b>1985-86</b>			
Home (Overall) .....	Home (Overall) .....			
Carter Gym.....5-7	Carter Gym.....5-7			
Carter Gym.....2-1	Carter Gym.....2-1			
Fayetteville (CCCC) .....	Fayetteville (CCCC) .....			
Away.....2-10	Away.....2-10			
Neutral.....1-2	Neutral.....1-2			
<b>1986-87</b>	<b>1986-87</b>			
Home (Overall) .....	Home (Overall) .....			
Carter Gym.....11-3	Carter Gym.....11-3			
Carter Gym.....5-1	Carter Gym.....5-1			
Fayetteville (CCCC) .....	Fayetteville (CCCC) .....			
Away.....5-8	Away.....5-8			
Neutral.....1-2	Neutral.....1-2			
<b>1987-88</b>	<b>1987-88</b>			
Home (Overall) .....	Home (Overall) .....			
Carter Gym.....8-5	Carter Gym.....8-5			
Carter Gym.....7-2	Carter Gym.....7-2			
Fayetteville (CCCC) .....	Fayetteville (CCCC) .....			
Away.....2-10	Away.....2-10			
Neutral.....1-1	Neutral.....1-1			
<b>1988-89</b>	<b>1988-89</b>			
Home (Overall) .....	Home (Overall) .....			
Carter Gym.....13-2	Carter Gym.....13-2			
Carter Gym.....8-0	Carter Gym.....8-0			
Fayetteville (CCCC) .....	Fayetteville (CCCC) .....			
Away.....4-9	Away.....4-9			
Neutral.....1-1	Neutral.....1-1			
<b>1989-90</b>	<b>1989-90</b>			
Home (Overall) .....	Home (Overall) .....			
Carter Gym.....11-2	Carter Gym.....11-2			
Carter Gym.....6-2	Carter Gym.....6-2			
Fayetteville (CCCC) .....	Fayetteville (CCCC) .....			
Away.....4-9	Away.....4-9			
Neutral.....0-2	Neutral.....0-2			
<b>1990-91</b>	<b>1990-91</b>			
Home (Overall) .....	Home (Overall) .....			
Carter Gym.....7-7	Carter Gym.....7-7			
Carter Gym.....6-2	Carter Gym.....6-2			
<b>1991-92</b>	<b>1991-92</b>			
Home (Overall) .....	Home (Overall) .....			
Carter Gym.....9-4	Carter Gym.....9-4			
Carter Gym.....7-2	Carter Gym.....7-2			
Fayetteville (CCCC) .....	Fayetteville (CCCC) .....			
Away.....6-6	Away.....6-6			
Neutral.....4-2	Neutral.....4-2			
<b>1992-93</b>	<b>1992-93</b>			
Home (Overall) .....	Home (Overall) .....			
Carter Gym.....5-5	Carter Gym.....5-5			
Fayetteville (CCCC) .....	Fayetteville (CCCC) .....			
Away.....2-1	Away.....2-1			
Neutral.....0-2	Neutral.....0-2			
<b>1993-94</b>	<b>1993-94</b>			
Home (Overall) .....	Home (Overall) .....			
Carter Gym.....12-1	Carter Gym.....12-1			

# Year-by-Year Results: 1951-2011

**Key To Abbreviations**

A	Road game on home floor
AA	Allen Arena (Nashville, TN)
ACC	Asheville (NC) Civic Center
ACO	Anderson Co. (SC) Civic Center
AUB	Auburn (AL) Arena
BC	Birmingham (AL) Coliseum
BCA	Brown Co. Arena (Green Bay, WI)
BSU	BSU Pavilion (Boise, ID)
CCCC	Cumberland Co. Civic Center (Fayetteville, NC)
Crown	Crown Coliseum (Fayetteville, NC)
CD	Cajundome (Lafayette, LA)
CFA	Central Florida Arena (Orlando, FL)
CFHS	Cape Fear HS (Fayetteville, NC)
CSC	Corbett Sports Center (Greensboro, NC)
EC	Edmunds Center (DeLand, FL)
GHS	Grimsley High School
GSO	Greensboro (NC) Coliseum
GSU	Georgia State Sports Arena (Atlanta, GA)
H	Home (Carter Gymnasium)
HC	Harnett Central HS (Lillington, NC)
JAX	Jacksonville (FL) Civic Center
JC	Johnson City, TN
JF	Jenkins Fieldhouse (Lakeland, FL)
JKA	John Kresse Arena (Charleston, SC)
JMU	James Madison Convocation Center (Harrisonburg, VA)
KAKC	Kemper Arena, Kansas City
LC	Littlejohn Coliseum (Clemson, NC)
LEE	Leede Arena (Hanover, NH)
MBCC	Myrtle Beach (SC) Civic Center
MC	Memorial Center (Johnson City, TN)
MO	Mount Olive, NC (College Hall)
NC	North Charleston (SC) Coliseum
NCW	UNC Wilmington (Trask Coliseum)
NUCF	New UCF Arena (Orlando, FL)
OM	The Omni (Atlanta, GA)
RCC	Raleigh (NC) Civic Center
SAV	Savannah (GA) Civic Center
TC	Towson (MD) Center
UC	University Center (Macon, GA)
UCF	Central Florida Gym (Orlando, FL)
VCC	Valencia Community College (Orlando, FL)
VG	Varsity Gym (Muncie, IN)
WC	Winthrop Coliseum (Rock Hill, SC)

**1951-52 (Won, 18 Lost, 6)**
**Coach Earl Smith**

Nov. 10	Sanford	H	W	62-59
	Sanford	A	W	57-55
	Cherry Point	L		38-50
	Erwin Auditorium	W		78-64
	Pembroke	H	W	75-56
	Pembroke	A	W	75-63
	Edwards Mil. Inst.	W		70-34
	Cherry Point	L		47-53
	Wake Forest	L		51-82
	Pfeiffer	W		74-50
Jan. 9	Red Springs	H	W	82-47
Jan. 14	Presbyterian JC	H	W	75-47
	Louisburg	W		61-40
Jan. 19	Oak Ridge	H	W	81-54
	Red Springs	A	W	69-50
	Pfeiffer	W		82-51
	Louisburg	L		39-47
	Oak Ridge	A	W	67-62
	UNC Wilmington	H	W	96-62
	Presbyterian JC	A	W	79-51
	Wingate	L		68-69
	Edwards Mil. Inst.	W		96-51

Feb. 14	UNC Wilmington	A	W	57-55
	Wake Forest	H	L	78-79
				<b>1657-1331</b>

**1952-53 (Won, 11 Lost, 14)**
**Coach Earl Smith**

Nov. 8	525 MI	H	L	63-76
Nov. 15	Cherry Point	H	L	82-111
Nov. 25	525 MI	A	L	46-75
Dec. 5	Erwin Auditorium	H	W	75-74
Dec. 6	Camp Le Jeune	A	L	61-97
Dec. 9	Presbyterian JC	A	W	86-53
Dec. 12	Pfeiffer	A	L	63-71
	Chowan	W		92-68
Jan. 8	Camp Le Jeune	H	L	65-105
Jan. 10	Oak Ridge	H	L	68-75
Jan. 12	Louisburg	A	L	69-72
Jan. 15	Pfeiffer	H	W	92-65
Jan. 17	UNC Wilmington	A	L	71-75
Jan. 20	Edwards Mil. Inst.	H	W	66-53
Jan. 24	Chowan	W		83-76
	Oak Ridge	A	L	68-78
Jan. 29	Presbyterian JC	H	W	96-39
Feb. 3	Louisburg	H	W	90-77
Feb. 6	Belmont-Abbey	H	W	90-70
Feb. 7	Wingate	A	L	83-105
Feb. 10	Edwards Mil. Inst.	A	W	62-54
Feb. 14	UNC Wilmington	H	W	83-77
Feb. 17	Wingate	H	L	85-105
Feb. 20	Wake Forest JV	H	L	62-63
Feb. 21	Cherry Point	A	L	72-86
				1853-1900

**Fred McCall**
**(1953-69)**
**Senior College Record: 98-91 / 8 years**
**Overall Record: 231-147 / 16 years**
**1953-54 (Won, 17 Lost, 6)**
**Coach Fred McCall**

Nov. 5	66th Sig BN Corps	H	W	68-44
	525 MIS Gp	W		76-49
	Wingate	A	L	69-82
Nov. 23	Pembroke	A	W	60-47
Dec. 1	Hospital Corp	A	L	51-70
Dec. 7	Presbyterian JC	H	W	99-54
Dec. 9	Louisburg	A	W	86-78
Dec. 12	Pfeiffer	A	W	114-86
Dec. 14	Pembroke	H	W	75-52
Dec. 16	Wake Forest Frosh	A	L	73-88
Jan. 8	Presbyterian JC	A	W	111-42
Jan. 9	Louisburg	H	W	75-67
Jan. 11	Edwards Mil. Inst.	H	W	75-57
Jan. 15	Oak Ridge	A	L	77-94
Jan. 19	UNC Wilmington	A	L	74-83
Jan. 29	Gardner-Webb	A	W	100-69
Jan. 30	Chowan	A	L	78-80
Feb. 2	UNC Wilmington	H	W	99-73
Feb. 6	Wingate	H	W	77-73
Feb. 8	Edwards Mil. Inst.	A	W	83-64
Feb. 12	Oak Ridge	H	W	75-57
	Wake Forest JV	L		69-79
Feb. 15	Chowan	H	W	70-63
Feb. 17	Pfeiffer	H	W	99-82
				1933-1633

**1954-55 (Won, 23 Lost, 3)**
**Coach Fred McCall**

Feb. 17	Presbyterian JC	H	W	103-79
Feb. 18	Wingate	H	W	104-70
	Edwards Mil. Inst.	W		82-67
	Pembroke	W		92-66
	High Point	W		71-56


Wake Forest	L			70-89
Pembroke	W			79-51
Presbyterian JC	W			111-69
Louisburg	W			94-73
Pfeiffer	W			94-87
L				79-105
North Carolina JV	W			80-50
High Point	W			104-64
Chowan	W			89-75
Presbyterian JC	W			88-62
Edwards Mil. Inst.	W			88-62
UNC Charlotte	W			76-30
Oak Ridge	W			86-65
UNC Wilmington	W			94-80
Louisburg	W			85-63
Pfeiffer	W			91-88
UNC Wilmington	W			72-63
Wingate	W			77-56
Edwards Mil. Inst.	W			86-84
North Carolina	L			73-88
Oak Ridge	W			98-75
Wingate	W			80-74
				2258-1829

**1955-56 (Won, 23 Lost, 2)**
**Coach Fred McCall**

Nov. 14	Pembroke	A	W	76-51
Nov. 18	East Carolina	H	W	86-59
Nov. 21	Raleigh	H	W	80-34
Nov. 29	Pembroke	H	W	88-82
Dec. 2	UNC Charlotte	H	W	107-66
Dec. 7	Edwards Mil. Inst.	A	L	82-83
Dec. 9	Louisburg	A	W	107-79
Dec. 10	Atlantic Christian	A	W	91-84
Dec. 15	Wingate	H	W	99-80
Jan. 5	High Point	H	W	89-76
Jan. 7	Chowan	A	W	85-75
Jan. 9	UNC Wilmington	H	W	117-82
Jan. 14	Louisburg	H	L	93-106
Jan. 20	Chowan	H	W	84-78
Jan. 21	High Point	A	W	106-91
Jan. 28	UNC Wilmington	A	W	77-73
Jan. 30	Oak Ridge	A	W	84-83
Feb. 1	Presbyterian JC	H	W	100-71
Feb. 3	Wingate	A	W	95-80
Feb. 4	UNC Charlotte	A	W	109-88
Feb. 7	Edwards Mil. Inst.	H	W	106-88
Feb. 10	Oak Ridge	H	W	110-95
Feb. 16	#UNC Wilmington	A	W	88-60
Feb. 17	#Edwards Mil. Inst.	N	W	87-80
Feb. 18	#Chowan	N	W	89-70
	#NCJCAA Tournament held in Wilmington			2335-1914

**1956-57 (Won, 9 Lost, 11)**
**Coach Fred McCall**

Dec. 1	Presbyterian JC	A	L	72-85
Dec. 3	Southeastern Seminary	H	W	106-79
Dec. 7	Louisburg	A	L	70-87
Dec. 12	Edwards Mil. Inst.	H	W	89-73
Dec. 14	Wake Forest Frosh	H	L	75-84
Dec. 19	North Greenville	A	L	74-78
Dec. 20	Gardner-Webb	A	W	64-61
Jan. 5	Presbyterian JC	H	W	70-65
Jan. 8	UNC Wilmington	H	L	79-81
Jan. 11	Louisburg	H	L	75-83
Jan. 12	Chowan	H	W	78-68
Jan. 15	Wake Forest Frosh	A	L	71-81
Jan. 26	Wingate	A	L	81-91
Jan. 30	UNC Wilmington	A	L	76-80
Jan. 31	Oak Ridge	H	W	84-70
Feb. 1	Chowan	A	W	75-68
Feb. 2	North Greenville	H	L	74-75



Marion Hargrove

Feb. 5	Wingate	H	W	79-62
Feb. 9	Edwards Mil. Inst.	A	L	42-71
Feb. 11	Oak Ridge	A	W	72-67
				1506-1509

**1957-58 (Won, 17 Lost, 7)**
**Coach Fred McCall**

Nov. 22	Fort Bragg	A	W	136-132
Nov. 26	Southeastern Seminary	A	W	75-58
Dec. 4	Presbyterian JC	A	W	106-70
Dec. 6	North Greenville	A	L	76-82
Dec. 7	Wingate	A	W	86-78
Dec. 10	Edwards Mil. Inst.	A	L	84-86
Dec. 12	Louisburg	L		70-73
Dec. 14	Wingate	H	W	86-60
Dec. 17	Oak Ridge	A	L	72-74
Dec. 19	Chowan	H	W	75-49
Jan. 7	Pembroke	H	W	102-72
Jan. 11	Oak Ridge	H	W	93-62
	Louisburg	W		83-72
	Wake Forest	A	W	72-65
Jan. 16	UNC Wilmington	H	W	76-68
Jan. 18	Presbyterian JC	H	W	93-59
Jan. 25	UNC Wilmington	A	W	83-78
	Southeastern Seminary	H	W	75-58
Feb. 1	Chowan	A	W	69-61
Feb. 3	Edwards Mil. Inst.	H	W	102-89
Feb. 7	Wingate	A	L	69-73
Feb. 10	Wake Forest Frosh	H	L	70-86
Feb. 13	Edwards Mil. Inst.	H	W	61-56
	Oak Ridge	H	L	67-71
				1981-1732

**1958-59 (Won, 12 Lost, 11)**
**Coach Fred McCall**

Nov. 20	McCrory Eagles	H	L	83-91
	Louisburg	A	W	78-67
	Edwards Mil. Inst.	H	L	71-80
	Wingate	L		65-68
	UNC Charlotte	W		93-36
	Frederick	H	W	78-67
	Presbyterian JC	A	W	77-73
	UNC Freshman	N	L	70-79
	Wake Forest Frosh	H	L	55-92

## Year-by-Year Results: 1951-2011

Louisburg	L	69-71
Oak Ridge	H	W 65-50
Louisburg	H	L 71-76
Edwards Mil. Inst.	A	W 85-80
McCrary Eagles	L	89-118
UNC Wilmington	A	L 67-108
Wingate	W	66-65
Chowan	W	70-50
Frederick	A	L 59-61
Oak Ridge	A	W 87-69
Feb. 7 Wake Forest	A	L 51-72
Presbyterian JC	H	W 90-66
UNC Wilmington	H	W 81-74
Chowan	W	49-48
		1689-1661

### 1959-60 (Won, 16 Lost, 7) Coach Fred McCall

Nov. 21 Presbyterian JC	A	W 93-86
Nov. 24 Oak Ridge	H	W 93-82
Dec. 2 Frederick	A	W 76-68
Dec. 5 UNC Charlotte	A	W 112-38
Dec. 7 Edwards Mil. Inst.	H	W 74-51
Dec. 9 Wake Forest Frosh	H	W 64-57
Dec. 11 Oak Ridge	H	W 88-82
Dec. 14 Louisburg	H	W 88-68
Dec. 17 Chowan	A	L 77-83
Jan. 5 UNC Freshman	H	W 76-71
Jan. 7 Presbyterian JC	H	W 80-78
Jan. 11 Edwards Mil. Inst.	A	W 91-59
Jan. 14 Perkinson	A	W 85-77
Jan. 15 Brewton Parker	A	W 79-67
Jan. 16 Furman	A	L 82-83
Jan. 18 Wake Forest Frosh	A	L 61-79
Jan. 20 UNC Wilmington	A	L 82-90
Jan. 23 UNC Charlotte	H	W 76-60
Jan. 28 Louisburg	A	L 70-72
Oak Ridge	A	L 79-84
UNC Wilmington	H	L 78-81
Feb. 13 Chowan	H	W 92-78
Feb. 15 Frederick	H	W 88-76
		1884-1670

### 1960-61 (Won, 16 Lost, 7) Coach Fred McCall

Nov. 17 Frederick	H	W 61-60
Nov. 19 UNC Charlotte	A	W 83-61
Nov. 22 Presbyterian JC	A	W 99-78
Dec. 2 Edwards Mil. Inst.	A	W 93-73
Dec. 5 Presbyterian JC	H	W 76-56
Dec. 6 Duke Freshman	H	W 82-71
Dec. 8 Louisburg	H	W 84-80
Dec. 13 UNC Wilmington	H	L 82-86
Dec. 15 Oak Ridge	A	W 93-57
Jan. 5 Duke Freshman	A	L 53-94
Jan. 7 Frederick	H	L 71-73
Jan. 9 Edwards Mil. Inst.	H	W 111-67
Jan. 11 Chowan	A	L 73-75
Jan. 14 UNC Charlotte	H	W 64-47
Jan. 17 UNC Wilmington	A	L 78-83
Jan. 31 UNC Freshman	A	L 55-69
Feb. 2 Oak Ridge	H	W 98-80
Feb. 6 Chowan	H	W 85-55
Feb. 8 Louisburg	A	W 95-66
Feb. 11 Frederick	A	L 79-83
Feb. 16 #Oak Ridge	N	W 92-73
Feb. 17 #Frederick	N	W 82-63
Feb. 18 #UNC Wilmington	N	W 87-73
#NCJCAA Tournament		1876-1623

### 1961-62 (Won, 16 Lost, 7) Coach Fred McCall

Nov. 29 Atlantic Christian	H	W 64-59
Nov. 30 High Point	A	W 82-80
Dec. 2 Belmont Abbey	A	L 54-64
Frederick	A	W 56-53
Dec. 8 St. Andrews	A	W 82-60
Dec. 9 College of Charleston	H	W 92-52
Dec. 12 Pembroke	H	W 91-56
Dec. 15 College of Charleston	A	W 91-64
Dec. 19 Newberry	A	L 65-94
Dec. 28 Bridgewater State	A	W 104-66
Dec. 29 Atlantic Christian	A	W 68-58
Jan. 8 Catawba	H	W 70-51
Jan. 6 Pfeiffer	A	L 62-72
Jan. 11 St. Andrews	H	W 93-68
Jan. 13 Pembroke	A	L 55-66
High Point	H	L 65-74
Jan. 30 Elon	A	L 66-75 OT
Feb. 1 Pfeiffer	H	L 67-72
Atlantic Christian	A	W 74-66
Feb. 6 Guilford	A	W 76-69
Feb. 8 Erskine	H	W 83-73
Feb. 13 Frederick	H	W 94-68
Feb. 17 Guilford	H	W 86-69
		1740-1529

### 1962-63 (Won, 11 Lost, 13) Coach Fred McCall

Nov. 27 Pfeiffer	H	W 90-74
Nov. 28 High Point	H	L 54-56
Dec. 1 Belmont Abbey	H	W 69-64
Dec. 6 Atlantic Christian	H	W 83-67
Dec. 8 Pembroke	A	L 83-94
Dec. 10 Newberry	H	W 80-73
Dec. 12 Catawba	H	L 58-72
Dec. 15 Lychburg	A	W 79-60
Dec. 28 Western Carolina	A	L 60-81
Dec. 29 Appalachian	A	L 70-77
Lynchburg	H	W 98-56
Jan. 5 Pfeiffer	A	L 36-49
Jan. 10 Pembroke	H	W 71-69
Jan. 12 Erskine	A	L 51-60
Jan. 14 St. Andrews	A	W 89-80
Jan. 17 Frederick	H	L 64-70
High Point	A	L 64-65
Feb. 6 Catawba	A	L 50-61
St. Andrews	H	W 78-65
Feb. 10 Atlantic Christian	A	W 79-69
Feb. 12 Elon	H	L 50-72
Feb. 14 Guilford	H	W 44-42
Frederick	A	L 59-74
Oglethorpe	A	L 46-70
		2854-2841

### 1963-64 (Won, 17 Lost, 11) Coach Fred McCall

Nov. 26 St. Andrews	H	W 105-69
Catawba	L	61-82
Methodist	H	W 121-61
Dec. 7 High Point	A	L 57-66
Pembroke	H	W 83-78
Dec. 12 %Cumberland	N	L 78-81
Dec. 13 %Fairmont	N	W 70-62
Western Carolina	A	L 53-70
Dec. 17 Erskine	H	L 62-94
Jan. 2 Pfeiffer	H	W 69-66
Elon	H	L 64-71
St. Andrews	A	W 98-77
High Point	H	L 66-80
Jan. 11 Belmont Abbey	A	W 80-70
Jan. 13 Methodist	A	W 111-56
UNC Wilmington	H	L 87-92
Pembroke	A	W 81-72

Feb. 1 Guilford	A	W 72-62
Elon	A	L 62-63
Feb. 6 Atlantic Christian	H	W 86-65
Feb. 7 Frederick	W	91-74
Feb. 8 UNC Wilmington	A	W 82-72
Atlantic Christian	A	L 68-75
Catawba	W	69-59
Belmont Abbey	H	W 85-58
Frederick	W	88-63
Erskine	A	L 53-77
Pfeiffer	A	W 91-76
%Western Carolina Tournament		2193-1991

### 1964-65 (Won, 11 Lost, 16) Coach Fred McCall

Nov. 24 Pfeiffer	A	L 63-72
Dec. 1 Methodist	H	W 86-63
Dec. 2 Catawba	A	L 61-95
Dec. 5 High Point	A	L 54-66
Dec. 10 Union	A	L 43-66
Dec. 11 Western Carolina	A	L 53-85
Dec. 12 Rio Grande	A	W 73-67
Dec. 14 Atlantic Christian	A	W 89-83
Dec. 16 Catawba	H	W 59-48
Jan. 6 High Point	H	L 80-91
Jan. 8 Frederick	H	L 73-75
Jan. 11 Elon	H	L 59-70
Jan. 13 Pembroke	A	L 76-81
Jan. 16 Erskine	H	L 91-94
Jan. 18 Elon	A	L 77-86
Jan. 20 UNC Wilmington	H	W 88-70
Jan. 30 Belmont Abbey	A	W 93-92
Feb. 3 St. Andrews	A	W 108-72
Feb. 4 Pfeiffer	H	L 67-89
Feb. 6 UNC Wilmington	A	L 88-91
Feb. 8 Atlantic Christian	H	W 91-84
Feb. 9 St. Andrews	H	W 92-56
Feb. 11 Pembroke	H	L 68-95
Feb. 12 Frederick	A	L 69-72
Feb. 16 Methodist	A	W 106-74
Feb. 17 Belmont Abbey	H	W 91-65
Feb. 20 Erskine	A	L 71-73
		2075-2075

### 1965-66 (Won, 10 Lost, 15) Coach Fred McCall


Nov. 20 UNC Wilmington	A	L 72-81
Pfeiffer	A	L 77-93
Catawba	A	L 71-79
Methodist	A	W 66-50
High Point	A	L 51-86
Atlantic Christian	H	L 71-86
High Point	H	W 86-80 OT
Pembroke	A	W 86-71
Erskine	H	W 54-52
Western Carolina	A	L 74-93
Appalachian	A	L 71-74
UNC Wilmington	H	W 76-73 OT
Frederick	A	L 76-79
Elon	A	L 53-79
Pfeiffer	H	L 52-61
Elon	H	L 64-69
Belmont Abbey	H	W 91-87
Atlantic Christian	A	W 92-85
UNC Wilmington	A	L 73-92
Methodist	H	W 88-62
Belmont Abbey	A	W 85-77
Frederick	H	W 98-91
Pembroke	H	L 67-83
Erskine	A	L 65-91
Catawba	H	L 74-80
		1833-1954

### 1966-67 (Won, 10 Lost, 17) Coach Fred McCall

Nov. 26 Catawba	A	L 90-106
High Point	H	L 78-87
Greensboro College	A	W 114-85
Methodist	H	W 94-64
High Point	A	L 77-104
Atlantic Christian	A	L 78-98
Erskine	H	L 45-53
Pembroke	H	W 66-63
%Georgia Southern	N	L 63-68
%Old Dominion	N	L 78-94
#Catawba	N	W 81-78
#Shorter	N	L 51-56
Elon	A	L 79-83
Pfeiffer	H	L 68-69
Frederick	A	L 80-91
UNC Wilmington	H	W 65-54
UNC Wilmington	A	W 88-81
Pembroke	A	L 56-72
Methodist	A	W 83-57
Frederick	H	L 92-93
Atlantic Christian	H	L 67-83
Belmont Abbey	A	L 86-91
Catawba	H	W 95-69
Belmont Abbey	H	L 81-92
Erskine	A	W 62-59
Elon	H	W 78-77
Pfeiffer	A	L 59-61
%A.C. Tournament		2054-2088
#Spindale Tournament		

### 1967-68 (Won, 16 Lost, 10) Coach Fred McCall

Nov. 16 Greensboro College	H	W 95-68
Nov. 20 High Point	A	L 59-82
Nov. 24 Western Carolina	A	L 98-101
Nov. 25 Catawba	A	W 79-76
Nov. 29 High Point	H	L 74-82
Dec. 1 Mars Hill	A	W 107-96
Dec. 6 Methodist	H	W 89-72
Dec. 8 Atlantic Christian	H	W 94-77
Dec. 11 Erskine	H	W 81-66
Dec. 13 Elon	H	W 92-73
Dec. 19 Asheville-Biltmore	A	L 81-89
Jan. 4 Methodist	A	W 100-86
Jan. 6 UNC Wilmington	A	L 78-82
Jan. 8 Elon	A	L 68-87
Jan. 15 Mars Hill	H	W 85-78
Jan. 31 Atlantic Christian	A	L 81-83
Feb. 2 Pembroke	A	L 74-82
Feb. 5 Greensboro College	A	W 78-63



# Year-by-Year Results: 1951-2011



Cordell Wise

Feb. 8	Asheville-Biltmore	H	W	95-82
Feb. 12	Catawba	H	W	85-75
Feb. 15	Frederick	H	W	86-84
Feb. 17	Erskine	A	W	74-53
Feb. 20	Pembroke	H	W	76-72
Feb. 22	UNC Wilmington	H	W	88-71
Feb. 24	Pfeiffer	A	L	61-90
Feb. 26	Frederick	A	L	79-97
				2157-2070

**Danny Roberts**  
**(1969-83)**  
**Division I Record: 67-92 / 6 years**  
**Overall Record: 233-178 / 15 years**

**1968-69 (Won, 20 Lost, 10)**  
**Coach Fred McCall (Won, 7 Lost, 4)**  
**Coach Danny Roberts**  
**(Took over 11 games in season)**  
**(Won 13, Lost 6)**

Nov. 20	Greensboro College	H	W	98-62
Nov. 23	High Point	A	L	77-94
Nov. 25	N.C. Wesleyan	A	W	90-69
Nov. 30	Catawba	A	L	80-84
Dec. 3	Pfeiffer	A	W	79-72
Dec. 7	Asheville-Biltmore	A	L	72-88
Dec. 9	Mars Hill	A	L	103-107
Dec. 11	Erskine	H	W	69-56
Dec. 14	UNC Wilmington	A	W	91-70
Dec. 17	#Catawba	CCCC	W	85-76
Dec. 18	#Pembroke State	CCCC	W	84-73
Jan. 4	\$High Point	H	L	62-75
Jan. 7	Elon	H	L	66-72
Jan. 9	Pfeiffer	H	W	83-76
Jan. 11	Methodist	A	W	108-91
Jan. 13	Atlantic Christian	H	W	97-95
Jan. 15	Elon	A	W	97-75
Jan. 25	Belmont Abbey	A	L	48-52
Feb. 3	Mars Hill	H	W	96-88
Feb. 5	Pembroke State	A	W	71-63
Feb. 6	UNC Wilmington	H	W	78-56
Feb. 10	Asheville-Biltmore	H	W	70-68
Feb. 13	Greensboro College	A	W	100-80
Feb. 14	Methodist	H	W	100-74
Feb. 15	Atlantic Christian	A	L	79-114
Feb. 18	Erskine	A	L	68-83
Feb. 20	Pembroke State	H	W	63-50

Feb. 24 Belmont Abbey H W 85-66  
 Mar. 3 \*Atlantic Christian N W 98-81  
 Mar. 4 \*Elizabeth City State N L 85-81  
 #Fayetteville Tournament 2482-2294  
 \$Danny Roberts first game as head coach  
 \*NAIA Tournament

**1969-70 (Won, 24 Lost, 7)**  
**Coach Danny Roberts**

Nov. 22	High Point	A	L	81-86
Nov. 25	N.C. Wesleyan	H	W	88-52
Nov. 28	Lynchburg	CFHS	W	92-57
Nov. 29	Lynchburg	A	W	92-62
Dec. 1	Virginia State	A	W	85-77
Dec. 3	Pfeiffer	A	W	89-57
Dec. 6	Methodist	H	W	93-57
Dec. 11	Gardner Webb	H	W	98-94
Dec. 16	Catawba	H	W	86-73
Dec. 17	#Western Carolina	CCCC	L	82-84
Dec. 18	#Pembroke State	CCCC	W	72-39
Dec. 31	Virginia State	H	W	94-85
Jan. 2	UNC Asheville	A	L	81-84
Jan. 3	Wofford College	A	W	79-71
Jan. 8	Belmont Abbey	H	W	93-72
Jan. 10	Atlantic Christian	A	W	84-69
Jan. 17	Pfeiffer	H	W	104-70
Jan. 19	Elon	A	L	58-75
Jan. 29	Methodist	A	W	94-68
Jan. 30	UNC Wilmington	A	W	93-68
Feb. 2	Catawba	A	W	76-64
Feb. 7	Belmont Abbey	A	W	83-52
Feb. 9	Pembroke State	H	W	96-78
Feb. 14	Gardner Webb	A	L	76-94
Feb. 16	Atlantic Christian	H	W	97-81
Feb. 19	Pembroke State	A	W	76-71
Feb. 20	Elon	H	L	58-74
Feb. 23	UNC Wilmington	H	W	93-76
Mar. 3	*St. Andrews	CCCC	W	88-65
	*Elizabeth City State	CCCC	W	53-52
	*Jackson State	KAKC	L	65-89
	#East Coast Classics			2599-2196
	*NAIA Tournament			

**1970-71 (Won, 15 Lost, 12)**  
**Coach Danny Roberts**

Nov. 20	Catawba	H	L	77-78
Nov. 21	Methodist	A	W	93-59
Nov. 27	#High Point	N	W	89-79
Nov. 28	#Catawba	N	W	81-76
Dec. 1	Virginia State	H	L	69-73
Dec. 7	Virginia Commonwealth	A	L	78-79
Dec. 8	Virginia State	A	L	72-84
Dec. 12	Lynchburg	A	L	87-92
Dec. 14	UNC Wilmington	A	W	72-68
Dec. 29	%High Point	N	W	74-69
Dec. 30	%UNC Asheville	A	L	63-66
Jan. 2	Old Dominion	A	W	82-79
Jan. 5	Elon	H	W	76-75
Jan. 9	Atlantic Christian	H	W	87-75
Jan. 11	*High Point	FC	W	63-57
Jan. 12	*Fayetteville State	FC	W	90-70
Jan. 22	Baptist	A	L	84-105
Jan. 24	Belmont Abbey	A	W	71-69
Jan. 27	UNC Wilmington	H	W	96-71
Jan. 28	Pfeiffer	H	L	66-68
Jan. 29	Southeastern	H	W	100-66
Feb. 4	Pembroke State	H	L	74-77
Feb. 8	Catawba	A	L	65-67
Feb. 15	Atlantic Christian	A	L	80-83
Feb. 18	Pembroke State	A	W	68-67
Feb. 20	Elon	A	L	61-79
Feb. 23	Belmont Abbey	H	W	87-74

#Catawba tournament 2138-2005  
 %UNC Asheville tournament

**1971-72 (Won, 18 Lost, 11)**  
**Coach Danny Roberts**

Nov. 19	St. Andrews	CCCC	W	84-35
Nov. 20	Methodist	CCCC	W	77-65
Nov. 22	High Point	A	L	67-77
Dec. 1	Citadel	A	W	79-77
Dec. 3	Hampton	A	L	107-108
Dec. 4	Virginia State	A	W	90-61
Dec. 8	Virginia State	H	W	95-83
Dec. 16	Lynchburg	H	W	81-66
Dec. 28	%Livingstone	N	W	77-65
Dec. 29	%Catawba	A	L	61-70
Jan. 3	Old Dominion	A	L	73-111
Jan. 4	Elon	H	L	50-71
Jan. 8	Atlantic Christian	A	W	102-100
Jan. 12	Fayetteville State	CCCC	L	66-98
Jan. 13	High Point	CCCC	L	66-79
Jan. 15	Catawba	A	W	68-66
Jan. 19	Catawba	H	L	73-81
Jan. 21	Armstrong State	H	W	95-78
Jan. 24	Methodist	H	W	100-76
Jan. 27	Pfeiffer	H	W	85-63
Feb. 3	Pembroke State	H	W	74-59
Feb. 9	UNC Wilmington	A	L	64-76
Feb. 12	Belmont Abbey	A	W	68-66
Feb. 14	Atlantic Christian	H	W	102-82
Feb. 17	Pembroke State	A	W	70-61
Feb. 19	Elon	A	W	71-66
Feb. 21	Pfeiffer	A	L	86-89
Feb. 24	UNC Wilmington	H	W	92-70
Mar. 7	Elizabeth City	A	L	79-82
	%Catawba Basketball Tournament			2302-2161

**1972-73 (Won, 16 Lost, 11)**  
**Coach Danny Roberts**

Nov. 17	#Greensboro College	CCCC	W	62-54
Nov. 18	#Pembroke State	CCCC	L	56-59
Dec. 2	Lenoir Rhyne	A	L	53-65
Dec. 4	Catawba	A	L	54-66
Dec. 6	High Point	H	W	64-63
Dec. 9	UNC Wilmington	A	W	82-71
Dec. 11	Virginia Wesleyan	A	W	92-64
Jan. 3	Old Dominion	A	L	86-99
Jan. 4	%Elizabeth City	N	L	63-77
Jan. 5	%UNC Wilmington	A	L	67-78
Jan. 8	Hampton	H	W	69-64
Jan. 13	Armstrong State	A	L	80-95
Jan. 15	Georgia Southwestern	A	W	87-63
Jan. 18	Methodist	A	W	79-62
Jan. 25	Atlantic Christian	H	W	73-61
Jan. 27	Elon	A	L	63-94
Jan. 29	High Point	A	W	90-64
Feb. 2	Virginia State	A	L	79-92
Feb. 3	Salisbury State	A	W	105-90
Feb. 5	UNC Wilmington	H	W	58-51
Feb. 12	Belmont Abbey	H	W	76-73
Feb. 14	Elon	H	W	95-90
Feb. 19	Atlantic Christian	A	W	71-61
Feb. 22	Pembroke State	H	W	66-59
Feb. 24	Pfeiffer	A	W	64-57
Feb. 26	Pembroke State	A	L	52-56
Mar. 6	Norfolk State	N	L	62-65
	#Campbell Tip-off Tournament			1948-1893
	%UNC Wilmington Tournament			

**1973-74 (Won, 9 Lost, 19)**  
**Coach Danny Roberts**

Nov. 16	#Methodist	CCCC	W	64-52
Nov. 17	#Pembroke State	CCCC	L	50-60

Nov. 23	Gardner-Webb @	N	W	83-81
Nov. 24	Catawba	A	W	73-72
Nov. 29	Elon	A	L	61-79
Dec. 1	Lenoir Rhyne	A	L	67-76
Dec. 3	Catawba	H	L	85-90
Dec. 5	High Point	H	L	77-84
Dec. 17	Muskingham	H	W	70-66
Dec. 28	%Keene	GHS	W	84-71
Dec. 29	%Guilford	GHS	W	89-82
Jan. 7	Pfeiffer	H	L	70-83
Jan. 15	Virginia State	H	L	76-97
Jan. 17	Methodist	H	L	52-59
Jan. 19	Pfeiffer	A	L	82-85
Jan. 26	Old Dominion	A	L	67-96
Jan. 28	High Point	A	L	58-64
Feb. 1	Salisbury State	H	W	87-60
Feb. 2	Atlantic Christian	H	W	62-60
Feb. 4	Lenoir Rhyne	H	W	83-74
Feb. 6	UNC Wilmington	A	L	69-89
Feb. 11	Catawba	A	L	71-83
Feb. 13	Elon	H	L	80-81
Feb. 16	Hampton	A	L	77-83
Feb. 18	UNC Wilmington	H	L	64-72
Feb. 20	Atlantic Christian	A	L	78-88
Feb. 21	Pembroke State	H	L	52-62
Feb. 26	Pembroke State	A	L	48-71
	#Tip-off Tournament			1979-2120
	%Guilford Tournament			
	@Catawba			

**1974-75 (Won, 25 Lost, 6)**  
**Coach Danny Roberts**

Nov. 22	#Catawba	CCCC	W	86-76
Nov. 23	#Pembroke State	CCCC	W	73-61
Nov. 29	%Elon	A	W	75-63
Nov. 30	%High Point	N	W	55-36
Dec. 2	Virginia State	A	L	73-79
Dec. 4	High Point	A	W	93-81
Dec. 7	Old Dominion	A	L	77-83
Dec. 10	UNC Wilmington	A	L	75-82
Jan. 2	Catawba	A	W	83-75
Jan. 3	+Mars Hill	A	W	101-75
Jan. 4	+Lenoir Rhyne	N	W	89-76
Jan. 10	--King	N	W	78-70
Jan. 11	--Eckerd	A	W	96-93
Jan. 13	Elizabeth City	H	W	116-93
Jan. 15	Atlantic Christian	A	W	80-63
Jan. 18	Pfeiffer	A	W	74-82
Jan. 20	Hampton	H	W	110-76
Jan. 25	Atlantic Christian	H	W	81-69
Jan. 27	High Point	H	W	79-72
Jan. 29	Elon	A	L	91-103
Feb. 3	Methodist	A	W	75-73
Feb. 5	Pembroke State	H	W	83-65
Feb. 10	Catawba	H	W	66-58
Feb. 12	Elon	H	W	88-74
Feb. 14	UNC Wilmington	H	W	100-94
Feb. 17	Pfeiffer	H	W	107-57
Feb. 20	Pembroke State	A	W	80-65
Feb. 24	Citadel	A	W	86-78
Feb. 27	Belmont Abbey	A	L	74-76
Mar. 3	*Virginia State	A	W	102-75
Mar. 5	*Norfolk State	A	L	83-89
	*NAIA District 29 Playoffs			2629-2312
	#Campbell Tip-off Tournament			
	+ Mars Hill Robertson Memorial YMCA Tournament			
	-- Eckerd College Tournament			
	%Elon College Turkey Classic			

**1975-76 (Won 23, Lost, 4)**  
**Coach Danny Roberts**

Nov. 24	Catawba	H	W	95-89
---------	---------	---	---	-------

**Year-by-Year Results: 1951-2011**

Dec. 1	#High Point	A	W	74-73
Dec. 5	#Methodist	CCCC	W	53-50
Dec. 6	Pembroke State	CCCC	W	72-63
Dec. 8	USC Coastal Carolina	A	W	101-88
Dec. 9	Methodist	H	W	91-71
Jan. 5	Liberty Baptist	A	W	85-78
Jan. 7	High Point	H	W	97-86
Jan. 12	Elizabeth City	A	W	87-85
Jan. 14	Atlantic Christian	H	W	98-73
Jan. 17	Pfeiffer	H	W	101-90
Jan. 19	Keene State	H	W	108-87
Jan. 21	USC Coastal Carolina	H	W	110-66
Jan. 24	Old Dominion	A	L	93-120
Jan. 28	Elon	H	W	86-85
Jan. 29	UNC Wilmington	H	W	77-60
Jan. 31	Atlantic Christian	A	W	84-80
Feb. 2	The Citadel	CCCC	W	112-106 OT
Feb. 4	Virginia State	H	W	113-100
Feb. 7	Francis Marion	A	W	82-58
Feb. 9	Pembroke State	H	W	94-73
Feb. 11	Elon	A	L	83-94
Feb. 14	UNC Wilmington	A	L	66-82
Feb. 19	Fayetteville State	A	W	130-111
Feb. 23	Pembroke State	A	W	82-67
Mar. 1	*UNC Wilmington	N	W	98-86
Mar. 3	*Norfolk State	N	L	90-114
# Tip-off Tournament				2375-2150
* NIAA Tournament				

**1976-77 (Won 23, Lost 10)****Coach Danny Roberts**

Nov. 29	Coastal Carolina	H	W	85-76
Dec. 3	#Methodist	CCCC	W	65-62
Dec. 4	#Fayetteville State	CCCC	W	72-67
Dec. 6	High Point	H	W	93-72
Dec. 15	Catawba	H	W	81-80
Dec. 27	%Point Park	N	L	83-93
Dec. 28	%Delaware State	N	W	95-79
Jan. 5	Catawba	A	L	64-90
Jan. 7	Elizabeth City State	CCCC	W	80-78 OT
Jan. 8	Virginia State	CCCC	L	89-93 2OT
Jan. 10	Belmont Abbey	H	W	82-73
Jan. 13	Pembroke State	H	W	78-73 OT
Jan. 15	UNC Wilmington	A	W	76-69

Jan. 17	Atlantic Christian	H	W	74-67
Jan. 24	Liberty Baptist	H	W	125-88
Jan. 26	Elon	A	W	103-77
Jan. 29	High Point	A	L	60-64
Jan. 31	Atlantic Christian	A	W	89-81 OT
Feb. 3	UNC Wilmington	H	L	64-72
Feb. 7	Francis Marion	H	W	96-46
Feb. 9	Elon	H	L	71-74
Feb. 12	Guilford	H	L	73-82
Feb. 14	Coastal Carolina	A	W	78-72
Feb. 16	Fayetteville State	CCCC	L	65-89
Feb. 19	Methodist	A	L	57-61
Feb. 21	Pembroke State	A	W	76-69
Feb. 28	*Pembroke State	SJHS	W	64-61
Mar. 2	*Elizabeth City State	SJHS	W	89-75
Mar. 7	*Lincoln Memorial	KAKC	W	76-75
Mar. 9	*SW Oklahoma State	KAKC	W	71-56
Mar. 10	*Alcorn State	KAKC	W	77-63
Mar. 11	*Henderson State	KAKC	W	76-52
Mar. 12	*Texas Southern	KAKC	L	44-71
# Campbell Tip-off Tournament				2571-2400
% Fairmont State Tournament				
* NIAA Tournament				

**1977-78 (Won 9, Lost 15)****First NCAA Division I Season****Coach Danny Roberts**

Nov. 25	# WEST CHESTER ST.	CCCC	W	83-72
Nov. 26	# PEMBROKE STATE	CCCC	L	47-61
Nov. 28	East Tennessee State	A	L	66-95
Nov. 29	Western Carolina	A	L	53-68
Dec. 2	Georgia Southern	A	L	69-73
Dec. 3	South Alabama	A	W	66-62
Dec. 5	Baptist	A	W	66-62
Dec. 7	UNC Wilmington	A	L	63-82
Dec. 14	Northwestern (LA) St.	A	L	99-110
Dec. 16	Northeast Louisiana	A	L	64-85
Jan. 6	Cleveland State	A	L	73-77
Jan. 14	BAPTIST	HC	W	88-78
Jan. 18	WESTERN CAROLINA	CCCC	W	54-50
Jan. 24	North Carolina A&T	A	L	68-76
Jan. 28	George Washington	A	L	63-77
Jan. 30	Atlantic Christian	A	W	70-64
Feb. 1	Virginia State	A	L	65-72
Feb. 6	METHODIST	CCCC	W	69-63
Feb. 11	Pembroke State	A	W	60-52
Feb. 13	ATLANTIC CHRISTIAN	H	W	82-67
Feb. 16	NORTH CAROLINA A&T	CCCC	L	63-70 OT
Feb. 18	Providence	A	L	54-63
Feb. 23	UNC WILMINGTON	HC	L	53-62
Mar. 1	Stetson	A	L	78-92
# Campbell Tip-Off Tournament				1616-1733

**1978-79 (Won 10, Lost 16)****Coach Danny Roberts**

Nov. 24	East Tennessee State	A	L	63-71
Nov. 25	Appalachian State	JC	L	63-73
Nov. 29	METHODIST	H	W	95-63
Dec. 2	Virginia Commonwealth A	L	57-65	
Dec. 4	BAPTIST	H	W	86-78
Dec. 6	UNC Wilmington	A	L	55-63
Dec. 9	#8 North Carolina State A	L	83-108	
Dec. 16	Murray State	A	L	59-67
Jan. 2	Mercer	A	L	50-75
Jan. 6	GEORGE MASON	H	L	85-92
Jan. 8	UNC WILMINGTON	HC	L	65-87
Jan. 13	Baptist	A	W	100-78
Jan. 20	Stetson	A	L	99-105 OT
Jan. 22	ATLANTIC CHRISTIAN	H	W	68-56
Jan. 24	N.C. CENTRAL	RCC	W	89-77
Jan. 27	NORTHWESTERN ST.	RCC	W	67-64
Jan. 29	NORTH CAROLINA A&T	RCC	L	50-53

Jan. 31	James Madison	A	L	64-69
Feb. 1	Virginia Military	A	L	74-78
Feb. 5	PEMBROKE STATE	H	W	106-87
Feb. 7	CLEVELAND STATE	RCC	L	81-88
Feb. 10	SAMFORD	HC	W	88-73
Feb. 12	North Carolina A&T	A	L	67-70
Feb. 21	NORTHEAST LOUISIANA	H	W	70-69
Feb. 24	GEORGIA SOUTHERN	RCC	W	79-77 OT
Feb. 26	Georgia Tech	A	L	61-83
				1924-1969

**1979-80 (Won 15, Lost 12)****Coach Danny Roberts**

Dec. 1	Virginia Tech	A	L	62-87
Dec. 3	Howard	A	L	68-73
Dec. 8	METHODIST	H	W	81-58
Dec. 17	EAST TENNESSEE ST.	RCC	L	70-72
Dec. 19	North Carolina State A	L	71-100	
Dec. 28	+Florida A&M	CSC	W	90-62
Dec. 29	+North Carolina A&T	A	W	73-64
Jan. 5	JAMES MADISON	RCC	L	53-60
Jan. 7	GEORGE MASON	H	W	91-77
Jan. 9	Baptist	A	W	77-60
Jan. 12	PFEIFFER	RCC	W	76-53
Jan. 14	BAPTIST	H	W	57-47
Jan. 17	George Mason	A	W	62-58
Jan. 19	UNC WILMINGTON	RCC	L	70-76
Jan. 23	Atlantic Christian	A	W	81-75
Jan. 26	Cleveland State	A	L	64-76
Jan. 30	Georgia Southern	A	W	69-68
Feb. 2	COASTAL CAROLINA	H	W	88-66
Feb. 4	PEMBROKE STATE	H	W	59-52
Feb. 9	Samford	A	W	82-75 OT
Feb. 11	UNC Wilmington	A	L	59-70
Feb. 13	NORTH CAROLINA A&T	HC	W	72-65
Feb. 18	James Madison	A	L	71-88
Feb. 20	ARKANSAS-LITTLE ROCK	RCC	L	60-74
Feb. 23	GEORGIA SOUTHERN	HC	W	86-76
Feb. 25	Arkansas-Little Rock A	L	62-63	
Feb. 27	East Carolina	A	L	52-53
+ Aggie Holiday Classic				1906-1848

**1980-81 (Won 11, Lost 16)****Coach Danny Roberts**

Dec. 1	HIGH POINT	H	L	36-48
Dec. 4	*Towson State	A	L	61-69
Dec. 5	*Baltimore	TC	L	71-86
Dec. 8	METHODIST	H	W	97-75
Dec. 13	North Carolina State A	L	56-82	
Dec. 15	Providence	A	L	64-93
Jan. 3	East Carolina	A	L	65-75
Jan. 5	BAPTIST	H	W	77-60
Jan. 7	CLEVELAND STATE	RCC	W	79-73
Jan. 12	WINGATE	H	W	87-81
Jan. 14	HOWARD	RCC	W	55-54
Jan. 17	UNC WILMINGTON	RCC	L	64-74
Jan. 21	ATLANTIC CHRISTIAN	H	W	79-76
Jan. 24	NORTHERN IOWA	H	L	64-65
Jan. 26	LIBERTY BAPTIST	H	W	94-83
Jan. 29	Western Carolina	A	L	65-100
Jan. 31	George Mason	A	L	62-79
Feb. 2	ARKANSAS-LITTLE ROCK	RCC	L	59-60
Feb. 4	EAST CAROLINA	RCC	L	59-81
Feb. 9	PEMBROKE STATE	H	W	89-82
Feb. 11	Baptist	A	L	64-66
Feb. 17	North Carolina A&T	A	L	53-72
Feb. 19	VIRGINIA MILITARY	H	W	89-65
Feb. 21	Arkansas-Little Rock	A	L	61-62
Feb. 23	UNC Wilmington	A	L	49-64
Feb. 25	GEORGE MASON	H	W	92-82
Feb. 27	Northern Iowa	A	W	65-64 OT
* Crab Cake Festival				1856-1971

**1981-82 (Won 11, Lost 16)****Coach Danny Roberts**

Nov. 28	North Carolina State	A	L	53-68
Nov. 30	WISCONSIN-GREEN BAY	H	W	59-51
Dec. 4	&Towson State	NCW	W	57-51
Dec. 5	&Baltimore	NCW	L	48-52
Dec. 7	East Carolina	A	L	61-66
Dec. 16	UNC Charlotte	A	L	69-71
Jan. 2	Illinois-Chicago	A	L	69-71
Jan. 4	ELON	H	W	83-69
Jan. 8	-Bethune Cookman	A	W	58-57 OT
Jan. 9	-Baltimore	JF	L	51-67
Jan. 11	EASTERN ILLINOIS	H	L	71-78
Jan. 13	WESTERN ILLINOIS	H	W	74-62
Jan. 16	Baptist	A	L	57-64
Jan. 18	METHODIST	H	W	85-66
Jan. 20	EAST CAROLINA	RCC	W	62-60
Jan. 28	GREENSBORO	H	W	61-55
Jan. 30	UNC WILMINGTON	RCC	W	54-53 OT
Feb. 1	WESTERN CAROLINA	RCC	L	60-87
Feb. 3	JAMES MADISON	RCC	L	47-55
Feb. 6	UNC Wilmington	A	L	63-69
Feb. 9	BAPTIST	H	W	58-46
Feb. 13	Marshall	A	L	66-105
Feb. 15	Howard	A	L	71-80
Feb. 20	ILLINOIS-CHICAGO	H	W	70-57
Feb. 22	James Madison	A	L	46-79
Feb. 24	Western Carolina	A	L	53-64
Mar. 1	Wisconsin-Green Bay A	L	51-58	
&Seahawk Shootout				1657-1761
-Citrus Tournament				

**1982-83 (Won 11, Lost 17)****Coach Danny Roberts**

Nov. 26	Richmond	A	L	53-70
Dec. 3	*Towson State	A	L	46-49
Dec. 4	*Baltimore	TC	W	64-61
Dec. 11	PEMBROKE STATE	H	W	64-53
Dec. 15	Clemson	A	L	59-76
Dec. 17	Western Carolina	A	L	46-61
Jan. 1	LIBERTY BAPTIST	H	W	58-50
Jan. 3	Wisconsin-Green Bay A	L	51-63	
Jan. 4	Maryland-Eastern Shore	BCA	W	73-69
Jan. 8	The Citadel	WC	L	50-68
Jan. 10	EAST CAROLINA	CCCC	L	54-67
Jan. 12	BAPTIST	H	L	69-71 2OT
Jan. 15	BROOKLYN	H	W	65-64 OT
Jan. 17	UNC CHARLOTTE	CCCC	L	67-80
Jan. 22	East Carolina	A	L	55-73
Jan. 24	METHODIST	H	W	78-66
Jan. 27	WISCONSIN-GREEN BAY	CCCC	W	50-49 OT
Jan. 31	Eastern Illinois	A	L	62-71
Feb. 2	Western Illinois	A	L	62-80
Feb. 7	UNC WILMINGTON	CCCC	L	50-57
Feb. 9	HOWARD	H	W	72-65
Feb. 14	ELON	H	W	83-68
Feb. 19	Baptist	A	L	54-73
Feb. 21	WESTERN CAROLINA	CCCC	L	55-65
Feb. 23	UNC Wilmington	A	L	47-63
Feb. 26	Brooklyn	A	W	80-74 OT
Feb. 28	APPALACHIAN STATE	CCCC	W	59-57 OT
Mar. 5	Appalachian State A	L	60-74	
*Crab Cake Festival				1686-1837

**Jerry Smith****(1983-85)****Record: 15-40 / 2 years****1983-84 (Won 10, Lost 18)****Coach Jerry Smith**

Nov. 26	East Carolina	A	L	66-75
---------	---------------	---	---	-------

*Sam Stagers*

# Year-by-Year Results: 1951-2011

Dec. 2	-- MONMOUTH	CCCC	W	71-69	OT
Dec. 3	-- TOWSON STATE	CCCC	W	81-60	
Dec. 9	*James Madison	A	L	61-63	OT
Dec. 10	*Northern Illinois	JMU	L	61-72	
Dec. 13	UNC Charlotte	A	L	65-81	
Dec. 15	Monmouth	A	L	73-77	
Dec. 19	AUGUSTA	CCCC	W	76-74	
Dec. 30	North Carolina State	A	L	65-80	
Jan. 4	METHODIST	CCCC	L	52-56	
Jan. 7	Stetson	A	L	58-76	
Jan. 9	Bethune-Cookman	A	L	55-57	
Jan. 14	WESTERN CAROLINA	CCCC	W	74-68	
Jan. 16	UNC WILMINGTON	CCCC	W	62-58	
Jan. 19	BETHUNE-COOKMAN	CCCC	W	64-58	
Jan. 21	South Carolina	A	L	57-77	
Jan. 23	RICHMOND	CCCC	L	60-73	
Jan. 26	Western Carolina	A	L	78-87	
Jan. 30	Baptist	A	L	58-82	
Feb. 4	Augusta	A	W	68-61	OT
Feb. 6	APPALACHIAN STATE	CCCC	W	57-56	OT
Feb. 11	BAPTIST	CCCC	W	81-68	
Feb. 13	Navy	A	L	61-85	
Feb. 18	PEMBROKE STATE	CCCC	L	71-73	
Feb. 20	UNC Wilmington	A	L	58-65	
Feb. 25	Appalachian State	A	L	58-78	
Feb. 29	EAST CAROLINA	CCCC	W	73-63	OT
Mar. 3	Clemson	A	L	52-62	
-- Olde Fayetteville Classic					1816-1954
*James Madison Invitational Tournament					



Clarence Grier

## 1984-85 (Won 5, Lost 22)

### Coach Jerry Smith

Nov. 24	#13 North Carolina St.	A	L	54-94	
Nov. 30	\$\$Clemson	A	L	55-90	
Dec. 1	\$\$Houston	LC	L	64-73	
Dec. 8	METHODIST	H	W	67-60	
Dec. 10	Richmond	A	L	58-74	
Dec. 13	EAST CAROLINA	CCCC	L	56-58	
Dec. 17	Southern Methodist	A	L	70-90	
Dec. 18	Texas Christian	A	L	42-58	
Dec. 20	Baylor	A	L	71-91	
Dec. 22	Georgia Southern	A	L	50-54	
Jan. 2	GEORGIA SOUTHERN	CCCC	L	63-71	
Jan. 4	Radford	WC	L	48-52	
Jan. 12	WINTHROP	CCCC	W	44-41	
Jan. 14	RADFORD	CCCC	L	57-81	
Jan. 16	Western Carolina	A	L	63-84	
Jan. 18	AUGUSTA	CCCC	L	63-69	
Jan. 26	Winthrop	A	L	68-70	
Jan. 28	BAPTIST	CCCC	W	66-60	
Feb. 2	UNC WILMINGTON	CCCC	L	51-67	
Feb. 6	Augusta	A	L	67-81	
Feb. 9	CENTRAL FLORIDA	CCCC	L	59-69	
Feb. 14	Baptist	A	L	72-80	
Feb. 16	COASTAL CAROLINA	CCCC	W	76-73	
Feb. 18	UNC Wilmington	A	L	66-74	
Feb. 23	Radford	A	L	62-68	
Feb. 27	East Carolina	A	W	60-58	
Mar. 4	NAVY	CCCC	L	63-84	
\$\$ IPTAY Invitational Tournament					1635-1924

## Billy Lee (1985-2004)

Record: 216-286 / 18 years

## 1985-86 (Won 8, Lost 19, 3-5 Big South)

### Coach Billy Lee

Nov. 25	East Carolina	A	L	62-69	
Nov. 30	Methodist	MO	W	64-48	
Dec. 7	UNC Wilmington	A	L	60-83	
Dec. 12	Howard	A	L	55-58	
Dec. 14	Delaware State	A	W	68-61	

Dec. 16	Brooklyn	A	L	47-64	
Dec. 20	\$Alabama-Birmingham	A	L	46-86	
Dec. 21	\$Mississippi	BC	L	44-61	
Jan. 2	CENTRAL CONNECTICUT	CCCC	W	73-59	
Jan. 4	HOWARD	H	L	47-49	
Jan. 6	DELAWARE STATE	H	W	76-64	
Jan. 8	EAST CAROLINA	CCCC	L	47-58	
Jan. 11	RADFORD *	CCCC	L	56-60	
Jan. 16	BAPTIST *	CCCC	L	61-77	
Jan. 18	Augusta *	A	W	64-58	
Jan. 20	BROOKLYN	H	W	84-72	
Jan. 22	UNC WILMINGTON	CCCC	L	62-75	
Jan. 29	NORTH CAROLINA A&T	CCCC	L	46-47	
Feb. 1	Central Florida	A	L	56-68	
Feb. 3	AUGUSTA *	CCCC	W	70-65	
Feb. 5	North Carolina A&T	A	L	59-84	
Feb. 10	WINTHROP *	CCCC	L	58-69	
Feb. 15	Radford *	A	L	47-54	
Feb. 19	COASTAL CAROLINA *CCCC	W	49-48		
Feb. 24	Western Carolina	A	L	59-61	
Feb. 27	Baptist *	A	L	63-76	

Big South Conference Tournament					
Mar. 3	Augusta	SAV	L	55-67	
\$ UAB Classic					1578-1741

## 1986-87 (Won 17, Lost 13, 10-4 Big South)

### Coach Billy Lee

Dec. 1	METHODIST	H	W	105-74	
Dec. 3	MOUNT OLIVE	H	W	91-84	
Dec. 6	East Carolina	A	L	60-76	
Dec. 8	Howard	A	L	73-76	
Dec. 13	AVERETT	H	W	84-64	
Dec. 17	EAST CAROLINA	CCCC	L	77-88	OT
Dec. 19	%Central Florida	A	L	82-88	
Dec. 20	%Long Island	VCC	L	93-94	
Jan. 3	WESTERN CAROLINA	CCCC	L	63-79	
Jan. 5	WINTHROP *	CCCC	W	61-58	
Jan. 7	VIRGINIA WESLEYAN	H	W	87-62	
Jan. 10	Augusta *	A	W	68-57	
Jan. 17	BAPTIST *	H	L	72-86	
Jan. 19	ARMSTRONG STATE *	CCCC	W	87-74	
Jan. 21	UNC Wilmington	A	L	60-62	
Jan. 24	Winthrop *	A	W	79-63	

Jan. 26	COASTAL CAROLINA *CCCC	W	75-59		
Jan. 31	UNC Asheville *	A	L	70-78	
Feb. 2	RADFORD *	CCCC	W	75-71	
Feb. 4	Western Carolina	A	L	49-71	
Feb. 7	Coastal Carolina *	A	L	77-82	
Feb. 9	AUGUSTA *	CCCC	W	76-64	
Feb. 14	Armstrong State *	A	W	82-79	
Feb. 16	Baptist *	A	L	77-80	
Feb. 18	UNC WILMINGTON	CCCC	W	69-67	OT
Feb. 21	UNC ASHEVILLE *	H	W	70-61	
Feb. 23	Radford *	A	W	80-77	
Big South Conference Tournament					
Feb. 26	Armstrong State	A	W	92-86	
Feb. 27	UNC Asheville	SAV	W	79-76	
Feb. 28	Baptist	SAV	L	63-64	
%Merrill Lynch Classic					2276-2200

## 1987-88 (Won 11, Lost 16, 3-9 Big South)

### Coach Billy Lee

Nov. 30	AVERETT	H	W	95-64	
Dec. 2	METHODIST	H	W	133-84	
Dec. 4	%Florida International	UCF	W	90-74	
Dec. 5	%Central Florida	A	W	91-82	
Dec. 8	East Carolina	A	L	54-61	
Dec. 15	Wake Forest	A	L	63-89	
Dec. 19	HOWARD	H	W	73-63	
Jan. 2	Western Carolina	A	L	68-69	
Jan. 4	WINTHROP *	CCCC	L	55-68	
Jan. 7	LIBERTY	H	W	72-62	
Jan. 14	UNC WILMINGTON	CCCC	L	50-66	
Jan. 16	Baptist *	A	W	77-67	
Jan. 18	CENTRAL WESLEYAN	H	W	68-58	
Jan. 20	South Carolina	A	L	71-88	
Jan. 23	Winthrop *	A	L	60-67	
Jan. 26	AUGUSTA *	H	W	67-64	
Jan. 30	UNC Asheville *	A	L	73-91	
Feb. 1	EAST CAROLINA	CCCC	W	77-50	
Feb. 4	Coastal Carolina *	A	L	59-93	
Feb. 8	Augusta *	A	L	59-73	
Feb. 11	RADFORD *	CCCC	L	84-95	3OT
Feb. 15	BAPTIST *	H	L	67-84	
Feb. 18	UNC Wilmington	A	L	43-46	
Feb. 20	UNC ASHEVILLE *	H	W	78-60	
Feb. 22	Radford *	A	L	56-69	
Feb. 27	COASTAL CAROLINA *H	L	60-74		

Big South Conference Tournament					
Mar. 3	Baptist	WC	L	61-69	
%Merrill Lynch Classic					1904-1933

## 1988-89 (Won 18, Lost 12, 8-4 Big South)

### Coach Billy Lee

Nov. 29	ST. ANDREWS	H	W	90-64	
Dec. 1	FERRUM	H	W	81-52	
Dec. 3	East Carolina	A	L	72-86	
Dec. 5	RICHMOND	CCCC	W	71-68	
Dec. 10	Wake Forest	A	L	62-101	
Dec. 17	UNC Wilmington	A	L	61-73	
Dec. 19	Loyola (MD)	A	L	75-80	
Jan. 5	WESTERN CAROLINA	CCCC	L	53-66	
Jan. 7	Augusta *	A	L	75-88	
Jan. 9	DAVIDSON	CCCC	W	46-45	
Jan. 12	AVERETT	H	W	76-62	
Jan. 14	BAPTIST *	H	W	57-45	
Jan. 17	Liberty	A	L	68-73	
Jan. 21	WINTHROP *	CCCC	W	59-58	OT
Jan. 23	Davidson	A	W	63-50	
Jan. 26	METHODIST	H	W	91-68	
Jan. 28	UNC ASHEVILLE *	H	W	82-71	
Jan. 30	Radford *	A	L	66-71	
Feb. 2	COASTAL CAROLINA *H	W	70-63		
Feb. 6	AUGUSTA *	H	W	99-62	
Feb. 11	Winthrop *	A	W	69-62	

Feb. 13	Baptist *	A	L	75-90	
Feb. 16	EAST CAROLINA	CCCC	L	60-65	
Feb. 18	UNC Asheville *	A	L	61-76	
Feb. 20	RADFORD *	CCCC	W	90-64	
Feb. 22	UNC WILMINGTON	CCCC	W	67-53	
Feb. 25	Coastal Carolina *	A	W	67-53	
Big South Conference Tournament					
Mar. 2	Augusta	WC	W	90-84	
Mar. 3	Winthrop	A	W	78-55	
Mar. 4	UNC Asheville	WC	L	78-93	
2152-2054					

## 1989-90 (Won 15, Lost 13, 7-5 Big South)

### Coach Billy Lee

Nov. 25	UNC Wilmington	A	L	57-73	
Nov. 27	PFEIFFER	H	W	85-75	
Dec. 1	@Jacksonville	A	L	67-87	
Dec. 2	@Stetson	JAX	L	63-77	
Dec. 5	LOYOLA (MD)	H	W	67-62	
Dec. 9	Wake Forest	A	L	43-77	
Dec. 14	East Carolina	A	L	62-72	
Dec. 16	College of Charleston	A	W	56-53	
Jan. 6	AUGUSTA *	H	W	81-61	
Jan. 8	Davidson	A	W	81-54	
Jan. 13	Baptist *	A	W	77-69	
Jan. 15	COL. OF CHARLESTON	H	L	67-84	
Jan. 18	Winthrop *	A	L	83-94	
Jan. 22	LIBERTY	H	W	76-72	
Jan. 25	Western Carolina	A	L	73-85	
Jan. 27	UNC Asheville *	ACC	L	63-97	
Jan. 29	RADFORD *	CCCC	W	87-66	
Feb. 1	Coastal Carolina *	A	L	62-85	
Feb. 3	DAVIDSON	CCCC	W	66-56	
Feb. 5	Augusta *	A	W	68-57	
Feb. 8	EAST CAROLINA	CCCC	W	59-50	
Feb. 10	WINTHROP *	CCCC	W	88-81	
Feb. 12	BAPTIST *	H	L	72-86	
Feb. 15	UNC WILMINGTON	CCCC	W	83-81	2OT
Feb. 17	UNC ASHEVILLE *	H	W	84-72	
Feb. 19	Radford *	A	L	60-72	
Feb. 24	COASTAL CAROLINA *H	W	66-56		
Big South Conference Tournament					
Mar. 1	Radford	WC	L	44-68	
@Mazda Gator Bowl Classic					1940-2022

## 1990-91 (Won 9, Lost 19, 3-11 Big South)

### Coach Billy Lee

Nov. 24	HOWARD	H	W	82-81	
Nov. 26	UNC Wilmington	A	L	62-75	
Nov. 30	+Ball State	A	L	55-85	
Dec. 1	+U.S. International	VG	L	67-72	
Dec. 3	LIMESTONE	H	W	98-86	
Dec. 12	Howard	A	W	74-73	
Dec. 15	East Carolina	A	L	55-86	
Jan. 5	Augusta *	A	L	51-57	
Jan. 7	WESTERN CAROLINA	CCCC	W	85-73	
Jan. 10	UNC WILMINGTON	CCCC	L	59-80	
Jan. 12	CHARLESTON SOUTHERN *H	L	64-81		
Jan. 14	DAVIDSON *	CCCC	L	53-59	
Jan. 17	UNC GREENSBORO	H	W	88-67	
Jan. 19	Winthrop *	A	L	69-78	
Jan. 21	CO. OF CHARLESTON	H	W	59-53	
Jan. 24	COASTAL CAROLINA *H	L	62-75		
Jan. 26	UNC ASHEVILLE *	H	W	72-58	
Jan. 28	Radford *	A	L	45-66	
Feb. 2	College of Charleston	A	L	55-56	OT
Feb. 4	AUGUSTA *	H	W	70-67	
Feb. 9	WINTHROP *	CCCC	L	58-71	
Feb. 11	Charleston Southern *A	L	55-82		
Feb. 14	EAST CAROLINA	CCCC	L	52-55	
Feb. 16	UNC Asheville *	A	W	62-61	
Feb. 18	RADFORD *	CCCC			

## Year-by-Year Results: 1951-2011

Feb. 20	Davidson *	A	L	58-73
Feb. 23	Coastal Carolina *	A	L	58-91
Big South Conference Tournament				
Feb. 28	Coastal Carolina	ACO	L	46-83
+Cardinal Varsity Club Classic 1774-2007				

## 1991-92 (Won 19, Lost 12, 7-7 Big South)

## Coach Billy Lee

Nov. 23	MARIETTA	H	W	88-66
Nov. 29	@ Central Florida	A	L	74-82
Nov. 30	@ St. Francis (NY)	CFA	L	76-78
Dec. 2	COKER	H	W	64-43
Dec. 10	UNC Greensboro	A	W	53-51
Dec. 13	# Wagner	LEE	W	62-59
Dec. 14	# Dartmouth	A	L	74-90
Jan. 2	East Carolina	A	L	67-105
Jan. 6	FERRUM	H	W	98-97 OT
Jan. 9	LIBERTY *	H	L	71-73
Jan. 11	Winthrop *	A	W	69-59
Jan. 13	Davidson *	A	L	47-48
Jan. 15	EAST CAROLINA	CCCC	W	80-72
Jan. 18	RADFORD *	CCCC	L	75-78
Jan. 20	UNC ASHEVILLE *	H	L	69-75
Jan. 22	WINTHROP *	CCCC	L	57-58
Jan. 25	CHARLESTON SOUTHERN *	H	W	85-70
Jan. 27	Coastal Carolina *	A	W	55-54
Feb. 1	UNC Asheville *	A	W	71-57
Feb. 3	Radford *	A	L	75-80
Feb. 6	MOUNT OLIVE	H	W	82-70
Feb. 8	UNC GREENSBORO	H	W	69-52
Feb. 10	DAVIDSON *	CCCC	W	67-64
Feb. 13	UNC Wilmington	A	W	62-58
Feb. 17	Liberty *	A	L	58-77
Feb. 22	Charleston Southern *	A	W	86-58
Feb. 29	COASTAL CAROLINA *	H	W	68-56
Big South Conference Tournament				
Mar. 5	Davidson	ACO	W	69-60
Mar. 6	Liberty	ACO	W	53-51
Mar. 7	Charleston Southern	ACO	W	67-53
NCAA Tournament				
Mar. 19	#1 Duke	GSO	L	56-82
@ Central Florida Classic 2147-2076				
# Landmark Bank Dartmouth Classic				

## 1992-93 (Won 12, Lost 15, 10-6 Big South)

## Coach Billy Lee

Dec. 5	UNC GREENSBORO	CCCC	W	72-54
Dec. 8	METHODIST	CCCC	W	79-50
Dec. 10	COKER	H	L	48-54
Dec. 16	Louisiana State	A	L	71-93
Dec. 18	@ Southwestern Louisiana	A	L	59-74
Dec. 19	@ Alcorn State	CD	L	61-85
Jan. 2	William & Mary	A	L	59-75
Jan. 5	UNC WILMINGTON	CCCC	L	70-87
Jan. 13	Towson State *	A	L	56-61
Jan. 16	RADFORD *	H	W	87-84
Jan. 18	LIBERTY *	H	L	50-70
Jan. 20	Maryland Baltimore Co. *	A	W	75-70
Jan. 23	UNC Greensboro	A	L	75-77 OT
Jan. 25	BARTON	H	L	79-82 OT
Jan. 27	UNC Asheville *	A	W	75-62
Jan. 30	MD. BALTIMORE CO. *	H	W	70-65
Feb. 1	TOWSON STATE *	H	W	63-61
Feb. 4	Radford *	A	W	89-84
Feb. 6	Liberty *	A	L	63-73
Feb. 8	UNC ASHEVILLE *	H	W	90-65
Feb. 11	Charleston Southern *	A	W	81-64
Feb. 15	WINTHROP *	H	W	92-84
Feb. 18	COASTAL CAROLINA *	H	L	66-71
Feb. 20	CHARLESTON SOUTHERN *	H	L	80-83 OT
Feb. 22	Winthrop *	A	W	96-95
Feb. 27	Coastal Carolina *	A	L	50-80

## Big South Conference Tournament

Mar. 4	Maryland Baltimore Co. NC	L	67-85
@ Louisiana Classics 1923-1988			

## 1993-94 (Won 20, Lost 9, 12-4 Big South)

## Coach Billy Lee

Nov. 29	METHODIST	CCCC	W	80-59
Dec. 4	North Carolina State	A	W	72-69 OT
Dec. 6	East Carolina	A	L	55-73
Dec. 18	EAST CAROLINA	CCCC	L	72-75 OT
Dec. 21	UNC Wilmington	A	L	72-74
Jan. 3	FERRUM	H	W	114-62
Jan. 6	CHARLESTON SOUTHERN *	H	W	73-70
Jan. 8	UNC GREENSBORO	H	W	68-58
Jan. 10	WILLIAM & MARY	CCCC	W	71-50
Jan. 12	South Carolina	A	W	73-72 OT
Jan. 15	Winthrop *	A	W	94-73
Jan. 17	UNC ASHEVILLE *	H	W	74-66
Jan. 20	Radford *	A	L	67-79
Jan. 22	TOWSON STATE *	H	W	76-55
Jan. 24	MD. BALTIMORE CO. *	H	W	77-67
Jan. 27	LIBERTY *	H	W	63-60
Jan. 29	Coastal Carolina *	A	L	71-74
Feb. 3	Liberty *	A	L	55-60
Feb. 10	Charleston Southern *	A(NC)	W	86-73
Feb. 12	WINTHROP *	H	W	70-53
Feb. 14	UNC Asheville *	A	W	45-44
Feb. 17	RADFORD *	H	W	73-56
Feb. 19	Towson State *	A	L	72-87
Feb. 21	Maryland Baltimore Co. *	A	W	83-72
Feb. 24	UNC Greensboro	A	L	58-71
Feb. 26	COASTAL CAROLINA *	H	W	74-68

## Big South Conference Tournament

Mar. 4	Winthrop	NC	W	79-71
Mar. 5	Radford	NC	W	72-61
Mar. 7	Liberty	NC	L	62-76
2101-1928				

## 1994-95 (Won 8, Lost 18, 4-12 TAAC)

## Coach Billy Lee

Nov.26	Richmond	A	W	84-60
Nov.29	UNC WILMINGTON	CCCC	L	60-75
Dec.1	METHODIST	H	W	76-68
Dec.3	UNC GREENSBORO	CCCC	L	52-72
Dec.6	EAST CAROLINA	CCCC	W	74-56
Dec.15	TENNESSEE WESLEYAN	H	W	56-43
Dec.17	Evansville	A	L	45-97
Dec.19	Indiana State	A	L	72-94
Jan.2	COL. OF CHARLESTON *	H	L	48-72
Jan.7	Stetson *	A	L	58-78
Jan.9	MERCER *	H	L	55-77
Jan.14	College of Charleston *	A	L	49-53
Jan.16	East Carolina	A	L	70-94
Jan.21	Centenary *	A	L	64-72
Jan.23	Southeastern Louisiana *	A	W	52-51
Jan.28	FLORIDA INTERNATIONAL *	H	W	55-54
Jan.30	CENTRAL FLORIDA *	H	W	73-61
Feb.2	Samford *	A	L	55-73
Feb.4	Georgia State *	A	L	66-77
Feb.9	SAMFORD *	H	L	55-73
Feb.11	GEORGIA STATE *	CCCC	L	64-82
Feb.16	Central Florida *	A	L	62-82
Feb.18	Florida International *	A	L	72-84
Feb.20	South Carolina	A	L	51-85
Feb.23	SOUTHEASTERN LOUISIANA *	H	W	68-63
Feb.25	CENTENARY *	CCCC	L	67-81
1612-1878				

## 1995-96 (Won 17, Lost 11, 11-5 TAAC)

## Coach Billy Lee

Nov.25	RICHMOND	CCCC	L	62-69
Nov.27	Georgia Tech	OM (A) L	76-87	



Dennis Hurst

Dec. 2	UNC Greensboro	A	L	60-69
Dec. 4	ST. ANDREWS	H	W	88-57
Dec.13	METHODIST	H	W	68-50
Dec.16	UNC Wilmington	A	W	74-52
Dec.18	East Carolina	A	L	57-62
Dec.30	Clemson	A	L	43-67
Jan. 4	GEORGIA STATE *	H	W	60-57
Jan. 6	MERCER *	H	W	60-57
Jan.11	Samford *	A	L	58-62 OT
Jan.13	JACKSONVILLE STATE *	H	W	73-62
Jan.15	HAMPTON	H	W	63-62
Jan.18	Florida International *	A	W	69-66
Jan.20	Florida Atlantic *	A	W	75-69
Jan.24	WOFFORD	H	W	78-62
Jan.27	COL. OF CHARLESTON *	H	L	74-76
Feb. 1	STETSON *	H	L	62-75
Feb. 3	CENTRAL FLORIDA *	H	L	58-79
Feb. 5	College of Charleston *	A	L	45-58
Feb. 8	Stetson *	A	W	53-50
Feb.10	Central Florida *	A	W	70-69
Feb.15	FLORIDA ATLANTIC *	H	W	68-66
Feb.17	FLORIDA INTERNATIONAL *	H	W	64-57
Feb.22	Centenary *	A	W	75-58
Feb.24	Southeastern Louisiana *	A	W	69-65
TAAC Tournament				
Feb.29	Stetson	A	W	67-59
Mar. 1	Central Florida	EC	L	71-80
1840-1802				

## 1996-97 (Won 11, Lost 16, 8-8 TAAC)

## Coach Billy Lee

Nov.27	CLINCH VALLEY	H	W	72-41
Dec. 2	EAST CAROLINA	CCCC	L	60-83
Dec. 12	TUSCULUM	H	W	93-74
Dec. 14	UNC Wilmington	A	L	61-63
Dec. 19	Richmond	A	L	54-69
Dec. 21	#2 Wake Forest	A	L	53-90
Dec. 27	Boise State	A	L	41-72
Dec. 28	Idaho State	BSU	L	75-88
Jan. 2	Georgia State *	A	W	65-64
Jan. 4	Mercer *	A	W	68-56
Jan. 9	SAMFORD *	H	W	60-41
Jan. 11	Jacksonville State *	A	L	60-76

Jan. 13	Duke	A	L	59-84
Jan. 16	FLORIDA INTERNATIONAL *	H	L	64-90
Jan. 18	FLORIDA ATLANTIC *	H	W	61-55
Jan. 20	Wofford	A	W	84-70
Jan. 23	College of Charleston *	A	L	52-77
Jan. 30	Stetson *	A	W	80-66
Feb. 1	Central Florida *	A	L	69-84
Feb. 3	COL. OF CHARLESTON *	H	L	58-97
Feb. 6	STETSON *	H	W	78-66
Feb. 8	CENTRAL FLORIDA *	H	W	82-76 OT
Feb. 13	Florida Atlantic *	A	L	50-52
Feb. 15	Florida International *	A	L	78-83
Feb. 20	CENTENARY *	H	L	61-63
Feb. 22	SOUTHEASTERN LOUISIANA *	H	W	77-66
TAAC Tournament				
Feb. 27	Southeastern Louisiana JKA	L	55-61	
1770-1907				

## 1997-98 (Won 10, Lost 17, 4-12 TAAC)

## Coach Billy Lee

Nov.22	MARY WASHINGTON	H	W	84-53
Nov.25	Coastal Carolina	A	W	69-58
Nov.28	CHARLESTON SOUTHERN	Crown W	74-60	
Nov.29	UNC WILMINGTON	Crown L	48-67	
Dec. 1	Minnesota	A	L	57-67
Dec. 6	East Carolina	A	L	62-73
Dec. 18	WINTHROP	H	W	74-58
Dec. 20	RICHMOND	H	L	49-71
Dec. 30	WINGATE	H	W	53-41
Jan. 3	Troy State *	A	L	61-67
Jan. 5	CENTENARY *	H	W	95-89 OT
Jan. 8	Jacksonville State *	A	W	83-82
Jan. 10	Samford *	A	L	56-70
Jan. 12	BELMONT	H	W	74-60
Jan. 15	FLORIDA ATLANTIC *	H	L	63-70
Jan. 17	FLORIDA INTERNATIONAL *	H	L	80-103
Jan. 22	Stetson *	A	L	60-82
Jan. 24	Central Florida *	A	W	68-64
Jan. 29	College of Charleston *	A	L	39-65
Jan. 31	GEORGIA STATE *	H	L	58-82
Feb. 2	MERCER *	H	W	63-59
Feb. 7	COLLEGE OF CHARLESTON *	H	L	49-62
Feb. 12	Florida International *	A	L	43-96
Feb. 14	Florida Atlantic *	A	L	73-83
Feb. 19	CENTRAL FLORIDA *	H	L	52-82
Feb. 21	STETSON *	H	L	75-78
TAAC Tournament				
Feb. 26	College of Charleston A	L	64-78	
1726-1921				

## 1998-99 (Won 9, Lost 18, 6-10 TAAC)

## Coach Billy Lee

Nov. 14	Richmond	A	L	59-65
Nov. 18	North Carolina State	A	L	36-87
Nov. 21	EAST CAROLINA	Crown L	49-77	
Nov. 24	COASTAL CAROLINA	H	W	90-81
Nov. 28	MARS HILL	H	W	88-66
Dec. 2	UNC Wilmington	A	L	50-59
Dec. 5	Winthrop	A	L	58-64
Dec. 17	Belmont	A	L	39-58
Dec. 19	Vanderbilt	A	L	46-90
Dec. 28	UNC ASHEVILLE	H	W	75-68 OT
Jan. 2	Central Florida *	A	L	52-76
Jan. 4	Florida Atlantic *	A	W	72-70
Jan. 7	CENTRAL FLORIDA *	H	L	79-90
Jan. 9	FLORIDA ATLANTIC *	H	W	86-70
Jan. 14	Georgia State *	A	L	64-87
Jan. 16	Mercer *	A	W	59-56
Jan. 21	SAMFORD *	H	L	69-78
Jan. 23	JACKSONVILLE STATE *	H	W	73-60
Jan. 28	STETSON *	H	L	67-83
Jan. 30	JACKSONVILLE *	H	W	66-61

# Year-by-Year Results: 1951-2011

Feb. 4	Troy State *	A	L	82-87
Feb. 6	Centenary *	A	L	56-65
Feb. 13	Jacksonville State *	A	L	60-68
Feb. 15	Samford *	A	L	49-56
Feb. 18	GEORGIA STATE *	H	W	80-73
Feb. 20	TROY STATE *	H	L	66-72
	TAAC Tournament			
Feb. 25	Samford	JAX	L	51-67
				1721-1934

## 1999-00 (Won 12, Lost 16, 10-8 TAAC)

### Coach Billy Lee

Nov. 20	Wake Forest	A	L	45-87
Nov. 27	UNC WILMINGTON	CCCC	L	60-73
Nov. 30	HIGH POINT	H	L	64-90
Dec. 3	ELON	H	L	56-59
Dec. 6	Samford *	A	L	39-71
Dec. 16	WINTHROP	H	W	62-58
Dec. 18	South Carolina	A	L	64-86
Dec. 20	Coastal Carolina	MBCC	L	79-91
Dec. 22	William & Mary	A	L	70-89
Dec. 30	MIDDLE TENNESSEE	H	W	73-66
Jan. 4	Georgia State *	A	W	69-64
Jan. 8	STETSON *	H	W	66-60
Jan. 10	JACKSONVILLE *	H	W	52-51
Jan. 13	Florida Atlantic *	A	W	72-61
Jan. 15	Central Florida *	A	L	63-90
Jan. 20	MERCER *	H	L	74-76
Jan. 22	TROY STATE *	H	L	59-73
Jan. 24	Jacksonville State *	A	W	54-51
Jan. 29	Mercer *	A	W	53-50
Jan. 31	Troy State *	A	L	64-69
Feb. 3	SAMFORD *	H	W	58-55
Feb. 5	JACKSONVILLE STATE *	H	L	60-80
Feb. 12	GEORGIA STATE *	H	L	64-66
Feb. 17	Jacksonville *	A	W	68-63
Feb. 19	Stetson *	A	W	67-61
Feb. 24	CENTRAL FLORIDA *	H	L	67-77
Feb. 26	FLORIDA ATLANTIC *	H	W	75-62
	TAAC Tournament			
Mar. 2	Samford	JAX	L	61-80
				1760-1959



Jamie Simmons

## 2000-01 (Won 7, Lost 21, 5-13 TAAC)

### Coach Billy Lee

Nov. 18	UNC Asheville	A	W	85-70
Nov. 21	Winthrop	A	L	39-70
Nov. 25	#17 Wake Forest	A	L	47-86
Nov. 28	High Point	A	L	43-61
Nov. 30	Elon	A	L	57-74
Dec. 4	JACKSONVILLE STATE *	H	W	88-76 OT
Dec. 14	COASTAL CAROLINA	H	W	75-72
Dec. 18	Middle Tennessee	A	L	73-78
Dec. 20	SE Missouri State	A	L	54-81
Jan. 2	GEORGIA STATE *	H	L	67-77
Jan. 6	Jacksonville *	A	L	56-75
Jan. 8	Stetson *	A	L	59-66
Jan. 11	CENTRAL FLORIDA *	H	L	60-73
Jan. 13	FLORIDA ATLANTIC *	H	W	72-70
Jan. 18	Troy State *	A	L	71-89
Jan. 20	Mercer *	A	L	60-78
Jan. 22	SAMFORD *	H	L	61-76
Jan. 27	TROY STATE *	H	L	85-92 OT
Jan. 29	MERCER *	H	L	62-66
Feb. 1	Jacksonville State *	A	L	59-67
Feb. 3	Samford *	A	L	49-63
Feb. 10	Georgia State *	A	L	67-95
Feb. 12	WILLIAM & MARY	H	L	61-64
Feb. 15	STETSON *	H	L	71-76
Feb. 17	JACKSONVILLE *	H	W	78-68
Feb. 22	Florida Atlantic *	A	W	83-80
Feb. 24	Central Florida *	A	W	72-69
	TAAC Tournament			
Feb. 28	Florida Atlantic	GSU	L	65-70
				1819-2082

## 2001-02 (Won 8, Lost 19, 6-14 A-Sun)

### Coach Billy Lee

Nov. 17	Louisiana State	A	L	59-83
Nov. 20	UNC PEMBROKE	H	W	93-77
Nov. 24	UNC ASHEVILLE	H	W	77-72 OT
Nov. 26	FURMAN	H	L	75-78
Nov. 29	Belmont *	A	L	78-90
Dec. 1	Furman	A	L	53-83
Dec. 12	Georgia State *	A	L	71-85
Dec. 19	TROY STATE *	H	L	81-88
Dec. 21	Coastal Carolina	A	L	56-67
Dec. 29	Florida State	A	L	47-93
Jan. 2	MERCER *	H	W	77-76 OT
Jan. 5	Central Florida *	A	L	86-99 OT
Jan. 7	Florida Atlantic *	A	L	60-77
Jan. 10	JACKSONVILLE *	H	L	53-67
Jan. 12	STETSON *	H	W	91-82
Jan. 17	Samford *	A	L	55-69
Jan. 19	Jacksonville State *	A	W	84-79
Jan. 23	GEORGIA STATE *	H	L	64-81
Jan. 26	SAMFORD *	H	W	56-53
Jan. 28	JACKSONVILLE STATE *	H	L	66-78
Feb. 2	Stetson *	A	L	69-72
Feb. 4	Jacksonville *	A	L	57-85
Feb. 7	FLORIDA ATLANTIC *	H	W	92-87
Feb. 9	CENTRAL FLORIDA *	H	W	86-84
Feb. 14	Troy State *	A	L	71-81
Feb. 16	Mercer *	A	L	85-88
Feb. 23	BELMONT *	H	L	67-84
				1909-2158

## 2002-03 (Won 5, Lost 22, 1-15 A-Sun)

### Coach Billy Lee

Nov. 23	FRANCIS MARION	H	W	65-64
Nov. 26	Old Dominion	A	L	43-72
Nov. 30	COASTAL CAROLINA	H	W	65-49
Dec. 11	UNC Wilmington	A	L	36-68
Dec. 14	UNC Asheville	A	L	89-99 OT
Dec. 17	HIGH POINT	H	W	99-80

Dec. 21	East Carolina	Crown	L	61-86
Dec. 28	High Point	A	L	76-79
Dec. 30	WILLIAM & MARY	H	L	80-82
Jan. 4	Jacksonville State *	A	L	78-82
Jan. 6	Georgia State *	A	L	59-92
Jan. 9	SAMFORD *	H	L	53-62
Jan. 11	BELMONT *	H	L	63-73
Jan. 16	Lipscomb	A	L	55-80
Jan. 18	GARDNER-WEBB *	H	W	76-74
Jan. 23	Jacksonville *	A	L	51-65
Jan. 25	Stetson *	A	L	57-69
Jan. 30	MERCER *	H	L	62-77
Feb. 1	TROY STATE *	H	L	75-100
Feb. 4	CENTRAL FLORIDA *	H	L	69-98
Feb. 7	Florida Atlantic *	A	L	56-83
Feb. 12	LIPSCOMB	H	W	91-90 2OT
Feb. 14	Gardner-Webb *	A	L	69-81
Feb. 20	Belmont *	A	L	56-74
Feb. 22	Samford *	A	L	44-63
Feb. 27	GEORGIA STATE *	H	L	72-88
Mar. 1	JACKSONVILLE STATE *	H	L	56-68
				1756-2098

## Robbie Laing

### (2003-present)

#### Record: 84-150 / 8 years

## 2003-04 (Won 3, Lost 24, 3-17 A-Sun)

### Coach Robbie Laing

Nov. 22	East Carolina	A	L	54-93
Nov. 25	UNC GREENSBORO	H	L	66-78
Nov. 29	South Carolina	A	L	48-77
Dec. 1	UNC WILMINGTON	H	L	59-71
Dec. 9	UNC Greensboro	A	L	61-79
Dec. 15	CENTRAL FLORIDA *	H	L	61-68
Dec. 17	FLORIDA ATLANTIC *	H	L	86-99
Dec. 20	Coastal Carolina	A	L	55-84
Dec. 30	William & Mary	A	L	67-82
Jan. 3	TROY STATE *	H	L	73-107
Jan. 8	Georgia State *	A	L	68-89
Jan. 10	Mercer *	A	L	86-92
Jan. 14	GARDNER-WEBB *	H	L	62-79
Jan. 17	JACKSONVILLE *	H	W	85-73
Jan. 19	STETSON *	H	L	60-74
Jan. 22	Lipscomb *	A	L	61-78
Jan. 24	Belmont *	A	L	60-92
Jan. 28	Troy State *	A	L	82-120
Jan. 31	LIPSCOMB *	H	W	90-84
Feb. 2	BELMONT *	H	L	85-94
Feb. 5	Stetson *	A	L	72-75
Feb. 7	Jacksonville *	A	L	76-79
Feb. 12	MERCER *	H	W	69-66
Feb. 14	GEORGIA STATE *	H	L	67-90
Feb. 20	Gardner-Webb *	A	L	69-84
Feb. 26	Florida Atlantic *	A	L	80-95
Feb. 28	Central Florida *	A	L	56-106
				1858-2308

## 2004-05 (Won 2, Lost 25, 0-20 A-Sun)

### Coach Robbie Laing

Nov. 19	Furman	A	L	52-64
Nov. 23	WILLIAM & MARY	H	W	75-62
Nov. 26	#17 North Carolina St.	A	L	44-99
Nov. 30	UNC Wilmington	A	L	52-75
Dec. 11	North Carolina A&T	A	W	68-67
Dec. 14	Florida Atlantic *	A	L	59-82
Dec. 16	Central Florida *	A	L	73-90
Dec. 23	Tennessee	A	L	49-90
Dec. 29	#8 Kentucky	A	L	50-82
Jan. 3	BELMONT *	H	L	71-78 OT
Jan. 5	LIPSCOMB *	H	L	56-60
Jan. 7	Gardner-Webb *	A	L	66-69

Jan. 13	Mercer *	A	L	72-90
Jan. 15	Georgia State *	A	L	68-92
Jan. 20	JACKSONVILLE *	H	L	57-61
Jan. 22	STETSON *	H	L	61-80
Jan. 24	Troy *	A	L	61-87
Jan. 29	Jacksonville *	A	L	65-78
Jan. 31	Stetson *	A	L	51-70
Feb. 3	MERCER *	H	L	77-83
Feb. 5	GEORGIA STATE *	H	L	73-78
Feb. 8	GARDNER-WEBB *	H	L	62-64
Feb. 12	TROY *	H	L	56-60
Feb. 17	Lipscomb *	A	L	65-71 OT
Feb. 19	Belmont *	A	L	63-81
Feb. 24	FLORIDA ATLANTIC *	H	L	83-89
Feb. 26	CENTRAL FLORIDA *	H	L	52-63
				1681-2065

## 2005-06 (Won 10, Lost 18, 9-11 A-Sun)

### Coach Robbie Laing

Nov. 18	SAN DIEGO	H	L	81-90
Nov. 26	William & Mary	A	L	79-93
Nov. 28	FURMAN	H	L	78-79 OT
Dec. 1	STETSON *	H	W	84-70
Dec. 3	MERCER *	H	W	86-80
Dec. 14	NORTH CAROLINA A&T	H	W	93-72
Dec. 17	Evansville	A	L	71-83
Dec. 19	Indiana State	A	L	71-86
Dec. 22	Florida State	A	L	73-108
Jan. 2	Belmont *	A	L	91-102
Jan. 4	Lipscomb *	A	W	95-91
Jan. 7	EAST TENNESSEE ST. *	H	L	96-110
Jan. 9	KENNESAW STATE *	H	L	77-81
Jan. 13	Gardner-Webb *	A	W	79-76
Jan. 17	FLORIDA ATLANTIC *	H	L	88-97
Jan. 19	North Florida *	A	L	84-95
Jan. 21	Jacksonville *	A	W	87-75
Jan. 25	GARDNER-WEBB *	H	L	70-81
Jan. 28	NORTH FLORIDA *	H	W	93-75
Jan. 30	JACKSONVILLE *	H	W	91-77
Feb. 2	Florida Atlantic *	A	L	90-95
Feb. 9	East Tennessee St. *	A	L	81-89
Feb. 11	Kennesaw State *	A	W	86-78
Feb. 16	LIPSCOMB *	H	L	70-82
Feb. 18	BELMONT *	H	L	99-103 OT
Feb. 23	Stetson *	A	L	79-81
Feb. 25	Mercer *	A	W	71-69
	A-Sun Tournament			
Mar. 3	Belmont	MC	L	76-90
				2319-2408

## 2006-07 (Won 14, Lost 17, 7-11 A-Sun)

### Coach Robbie Laing

Nov. 11	UNC PEMBROKE	H	W	106-66
Nov. 16	COASTAL CAROLINA	H	W	83-63
Nov. 20	UNC WILMINGTON	H	W	100-94
Nov. 25	Radford	A	L	80-87
Nov. 27	Appalachian State	A	L	71-84
Dec. 12	San Diego State	A	L	82-119
Dec. 14	San Diego	A	L	69-81
Dec. 18	RADFORD	H	W	101-88
Dec. 23	Virginia Tech	A	L	70-94
Dec. 30	OHIO VALLEY	H	W	107-65
Jan. 2	North Florida *	A	W	78-48
Jan. 4	Jacksonville *	A	L	71-90
Jan. 6	KENNESAW STATE *	H	W	88-85 2OT
Jan. 9	EAST TENNESSEE ST. *	H	L	76-100
Jan. 13	Mercer *	A	L	93-94
Jan. 15	Stetson *	A	L	73-82
Jan. 18	BELMONT *	H	W	79-67
Jan. 20	LIPSCOMB *	H	L	64-65
Jan. 25	NORTH FLORIDA *	H	W	54-49
Jan. 27	JACKSONVILLE *	H	W	84-74

## Year-by-Year Results: 1951-2011

Jan. 30	Gardner-Webb *	A	L	55-64
Feb. 2	Kennesaw State *	A	L	64-74
Feb. 5	East Tennessee St. *	A	L	57-87
Feb. 8	STETSON *	H	W	104-82
Feb. 10	MERCER *	H	L	80-81
Feb. 15	Lipscomb *	A	L	64-67
Feb. 17	Belmont *	A	L	68-92
Feb. 22	LONGWOOD	H	W	88-80
Feb. 24	GARDNER-WEBB *	H	W	71-60
	A-Sun Tournament			
Mar. 1	Jacksonville	JC	W	90-85 OT
Mar. 2	Belmont	JC	L	63-79
				2433-2446

Feb. 2	Mercer *	A	W	92-73
Feb. 6	BELMONT *	H	L	84-87
Feb. 9	LIPSCOMB *	H	L	67-83
Feb. 14	North Florida *	A	L	59-61
Feb. 16	Jacksonville *	A	W	89-83
Feb. 21	USC UPSTATE *	H	W	51-47
Feb. 23	EAST TENNESSEE ST. *	H	W	68-62
Feb. 27	STETSON *	H	W	73-56
	A-Sun Tournament			
Mar. 5	Lipscomb	A	L	52-82
				2164-2153

Feb. 7	Kennesaw State *	A	L	64-78
Feb. 10	LIPSCOMB *	H	L	76-81
Feb. 12	BELMONT *	H	L	57-78
Feb. 17	Stetson *	A	W	64-61
Feb. 19	Florida Gulf Coast *	A	L	39-47
Feb. 24	EAST TENNESSEE ST. *	H	L	59-66
Feb. 26	USC UPSTATE *	H	L	64-70
	A-Sun Tournament			
Mar. 2	East Tennessee St. *	UC	L	53-54
				2032-2091

### 2007-08 (Won 10, Lost 20, 5-11 A-Sun)

#### Coach Robbie Laing

Nov. 10	COKER	H	W	76-47
Nov. 13	Coastal Carolina	A	L	76-85
Nov. 17	UNC ASHEVILLE	H	L	71-83
Nov. 21	APPALACHIAN STATE	H	L	64-71
Nov. 24	RADFORD	H	W	87-70
Nov. 28	South Carolina	A	L	52-92
Dec. 8	Radford	A	L	68-75
Dec. 13	UNC Asheville	A	L	76-79
Dec. 15	LIBERTY	H	W	73-70
Dec. 18	NORFOLK STATE	H	W	69-64
Dec. 28	Liberty	A	L	61-68
Jan. 3	LIPSCOMB *	H	L	79-86 OT
Jan. 5	BELMONT *	H	W	83-75
Jan. 10	East Tennessee St. *	A	L	69-74
Jan. 12	USC Upstate *	A	W	66-59
Jan. 15	Longwood	A	W	82-80
Jan. 18	GARDNER-WEBB *	H	W	93-73
Jan. 24	FLORIDA GULF COAST *	H	L	73-78
Jan. 26	STETSON *	H	L	52-57
Jan. 31	Jacksonville *	A	L	66-77
Feb. 2	North Florida *	A	W	78-74 OT
Feb. 7	KENNESAW STATE *	H	W	75-55
Feb. 9	Mercer *	A	L	70-75
Feb. 13	LONGWOOD	H	L	80-83
Feb. 16	Gardner-Webb *	A	L	70-86
Feb. 21	USC UPSTATE *	H	L	58-79
Feb. 23	EAST TENNESSEE ST. *	H	L	87-96
Feb. 28	Belmont *	A	L	64-75
Mar. 1	Lipscomb *	A	L	60-76
	A-Sun Tournament			
Mar. 5	Belmont	AA	L	66-77
				2144-2237

### 2008-09 (Won 14 Lost 16, 11-9 A-Sun)

#### Coach Robbie Laing

Nov. 15	CHOWAN	H	W	79-64
Nov. 19	East Carolina	A	L	65-86
Nov. 22	UNC ASHEVILLE	H	W	94-57
Nov. 24	VIRGINIA MILITARY	H	L	92-97
Nov. 29	Appalachian State	A	L	66-79
Dec. 9	Virginia Military	A	L	76-88
Dec. 13	Florida Gulf Coast *	A	L	68-72
Dec. 15	Stetson *	A	L	56-63
Dec. 20	UNC PEMBROKE	H	W	91-67
Dec. 29	Chicago State	NUCF	L	89-98
Dec. 30	Penn	NUCF	L	67-78
Jan. 3	MERCER *	H	W	72-57
Jan. 5	KENNESAW STATE *	H	W	77-67
Jan. 8	Lipscomb *	A	W	69-68
Jan. 10	Belmont *	A	L	54-87
Jan. 17	JACKSONVILLE *	H	L	63-76
Jan. 19	NORTH FLORIDA *	H	W	61-57
Jan. 22	East Tennessee St. *	A	L	60-79
Jan. 24	USC Upstate *	A	L	65-73
Jan. 28	FLORIDA GULF COAST *	H	W	78-62
Jan. 31	Kennesaw State *	A	W	87-44

### 2009-10 (Won 19 Lost 11, 14-6 A-Sun)

#### A-Sun Regular Season Champion

#### Coach Robbie Laing

Nov. 13	ST. ANDREWS	H	W	76-52
Nov. 17	EAST CAROLINA	H	W	74-68
Nov. 21	UNC Asheville	A	W	85-66
Nov. 23	VIRGINIA TECH	H	L	60-71
Nov. 27	NORTH FLORIDA *	H	W	59-58
Dec. 10	Western Carolina	A	L	59-66
Dec. 14	UNC Wilmington	A	L	59-79
Dec. 19	JACKSONVILLE *	H	W	73-57
Dec. 22	Longwood	A	L	80-88
Dec. 30	APPALACHIAN STATE	H	W	92-63
Jan. 2	USC Upstate *	A	W	82-69
Jan. 7	Mercer *	A	L	73-82
Jan. 9	Kennesaw State *	A	W	63-53
Jan. 14	FLORIDA GULF COAST *	H	W	61-45
Jan. 16	STETSON *	H	W	81-55
Jan. 21	Belmont *	A	L	55-66
Jan. 23	Lipscomb *	A	W	86-82
Jan. 27	East Tennessee St. *	A	L	57-72
Jan. 30	BELMONT *	H	L	50-75
Feb. 1	LIPSCOMB *	H	L	59-60
Feb. 4	Stetson *	A	W	65-47
Feb. 6	Florida Gulf Coast *	A	W	64-52
Feb. 12	MERCER *	H	W	69-63
Feb. 15	KENNESAW STATE *	H	W	71-64
Feb. 17	USC UPSTATE *	H	W	66-46
Feb. 19	EAST TENNESSEE ST. *	H	W	79-57
Feb. 25	Jacksonville *	A	L	52-65
Feb. 27	North Florida *	A	W	57-49
	A-Sun Tournament			
Mar. 4	East Tennessee St.	UC	L	64-72
				2057-1900

### 2010-11 (Won 12 Lost 19, 6-14 A-Sun)

#### Coach Robbie Laing

Nov. 12	#21 Virginia Tech	A	L	60-70
Nov. 15	East Carolina	A	L	63-76
Nov. 19	Middle Tennessee	AUB	W	97-90
Nov. 20	Auburn	A	W	61-54
Nov. 21	Samford	AUB	L	56-60
Nov. 27	LONGWOOD	H	W	93-77
Nov. 29	JOHNSON C. SMITH	H	W	77-64
Dec. 10	WESTERN CAROLINA	H	W	73-50
Dec. 16	USC Upstate *	A	W	67-60
Dec. 22	UNC WILMINGTON	H	W	57-56
Dec. 30	East Tennessee St. *	A	L	59-72
Jan. 3	JACKSONVILLE *	H	L	65-67
Jan. 5	NORTH FLORIDA *	H	L	55-57
Jan. 7	KENNESAW STATE *	H	W	65-52
Jan. 10	MERCER *	H	W	80-74 OT
Jan. 15	Belmont *	A	L	55-90
Jan. 17	Lipscomb *	A	L	81-92
Jan. 20	FLORIDA GULF COAST *	H	L	66-68
Jan. 22	STETSON *	H	W	85-55
Jan. 25	Longwood	A	L	62-72
Jan. 29	North Florida *	A	W	76-66
Jan. 31	Jacksonville *	A	L	58-71
Feb. 5	Mercer *	A	L	45-63

## Camels in the NCAA Tournament



**1992 NCAA Tournament  
East Regional First Round  
at Greensboro, NC  
Attendance: 15,800  
Duke 82, Campbell 56**

	Min	FG-A	FT-A	Reb O-T	A	PF	Pts.
<b>Campbell</b>							
Mark Mocnik	36	11-23	0-0	2-10	0	0	29
Joe Spinks	31	2-10	0-0	3-7	3	5	6
Billy Ellison	33	0-6	2-4	5-5	2	4	2
Keith Ison	35	3-12	1-2	2-3	4	5	7
Steve Martin	29	4-12	0-0	0-1	4	3	10
Bobby Murray	1	0-0	0-0	0-1	0	0	0
Salaam Hall	8	0-1	2-2	0-1	0	0	2
Jerome Holley	1	0-0	0-0	0-0	0	0	0
Scott Neely	16	0-5	0-0	3-5	0	0	0
Mike Rice	3	0-1	0-0	0-0	0	0	0
Doug Mitchell	7	0-1	0-0	1-1	0	5	0
Team				6-9			
Totals	200	20-71	5-8	22-43	13	22	56
3-point goals: 11-27 (Mocnik 7-13, Spinks 2-4, Martin 2-7, Neely 0-3).							
Turnovers: 21 (Mocnik 2, Spinks 6, Ellison 4, Ison 5, Holley 1, Neely 1, Rice 1, Team 1). Steals: 8 (Mocnik 1, Ison 5, Martin 2). Blocks: 0.							

	Min	FG-A	FT-A	Reb O-T	A	PF	Pts.
<b>Duke</b>							
Antonio Lang	28	3-5	0-0	1-3	1	3	6
Brian Davis	28	3-5	1-2	0-2	3	1	7
Christian Laettner	32	9-14	2-3	1-9	4	3	22
Bobby Hurley	35	3-8	2-3	0-3	10	2	10
Thomas Hill	25	8-10	3-5	1-5	1	0	20
Marty Clark	6	2-4	0-0	1-2	0	0	4
Kenny Blakeney	1	0-0	0-0	0-0	0	0	0
Ron Burt	1	0-1	0-0	0-1	1	0	0
Grant Hill	22	1-4	3-6	0-5	5	0	5
Cherokee Parks	12	2-4	0-0	2-5	0	3	4
Erik Meek	7	2-3	0-0	1-1	1	0	4
Christian Ast	3	0-1	0-0	1-1	0	0	0
Team				1-3			
Totals	200	33-59	11-19	9-40	26	12	82
3-point goals: 5-12 (Davis 0-1, Laettner 2-3, Hurley 2-4, T.Hill 1-2, Clark 0-1, G.Hill 0-1). Turnovers: 16 (Lang 1, Davis 1, Laettner 1, Hurley 4, T.Hill 1, Blakeney 1, Burt 1, G.Hill 5, Parks 1). Steals: 13 (Lang 1, Davis 1, Laettner 5, Hurley 3, T.Hill 1, Clark 1, G.Hill 1). Blocks: 8 (Lang 2, Laettner 1, Hurley 1, G.Hill 2, Parks 1, Meek 1).							
<b>Campbell</b>	<b>16</b>	<b>40</b>	<b>56</b>				
<b>Duke</b>	<b>36</b>	<b>46</b>	<b>82</b>				

**All-Time Roster: 1949-2011**

<b>A</b>			
Jeff Adams (3) .....	1957-60	Joe Creech (1) .....	1956-57
Julian Adams (1) .....	1954-55	Wyatt Creech (1) .....	1955-56
Robert Adams (2) .....	1957-59	Ron Curtis (4) .....	1978-82
Diego Aguiar (3) .....	2003-06	<b>D</b>	
Dan Alexander (1) .....	1949-50	Bernard Dail (1) .....	1966-69
Johnny Alford (1) .....	1949-50	Kurtis Darden (1) .....	1999-00
Clay Alston (2) .....	1976-79	Al Daughtry (2) .....	1953-55
Darryl Apel (2) .....	1993-95	Charles Davis (3) .....	1995-98
Bill Arndt (2) .....	1985-87	Gary Davis (4) .....	1964-68
Curtis Ashford (1) .....	1983-84	Paul Davis (1) .....	1951-52
Anthony Atkinson (2) .....	2003-05	Harvey Daw (2) .....	1977-79
Ronnie Atkinson (2) .....	1957-59	Bennie Dean (2) .....	1964-66
Juan Austin (4) .....	1982-86	Anthony Dees (1) .....	2010-11
Larry Awosanya (2) .....	2009-11	Cole Dewey (4) .....	2007-11
<b>B</b>		Preston Dodson (4) .....	2007-11
Jabril Bailey (1) .....	2008-09	Rich Donley (1) .....	1960-61
Billy Barefoot (1) .....	1951-52	Fred Dunlap (2) .....	1973-75
James Batts (1) .....	1967-68	Robby Dupre (2) .....	2002-04
Sonny Baker (2) .....	1957-59	<b>E</b>	
Jay Bancroft (1) .....	1956-57	Ledell Eackles (2) .....	2005-07
Keys Benston (4) .....	1976-80	Jonte' Edwards (4) .....	1999-03
Corey Best (4) .....	1994-98	Marvin Edmonds (3) .....	1988-91
William Biggers (1) .....	1949-50	Tommy Edwards (4) .....	1959-63
Reggie Bishop (4) .....	2004-08	Russ Elbaum (4) .....	1981-85
Sam Bishop (4) .....	1960-63	Rupert Elliot (1) .....	1953-54
Jimmy Blake (2) .....	1951-53	Harold Ellen (2) .....	1954-56
Jene Bowen (1) .....	1951-52	Bill Ellington (4) .....	1969-73
James Bowser (1) .....	1995-96	Rick Ellis (1) .....	1963-64
Lee Brantley (2) .....	1965-67	Billy Ellison (3) .....	1989-93
Tony Britto (4) .....	1978-82	Gary Elmore (3) .....	1986-89
Andrew Broadie (4) .....	1969-73	Kenneth Ennis (1) .....	1961-62
James Brooks (2) .....	1952-54	Robert Epps (1) .....	1977-78
Harold Brown (1) .....	1949-50	Bob Etheridge (4) .....	1961-65
Walter Brown (3) .....	1967-70	<b>F</b>	
Steve Bruce (4) .....	1986-90	Oladapo Fagbenle (3) .....	2005-08
Greg Buczynski (1) .....	1964-65	Ken Faulkner (4) .....	1966-70
Billy Bullock (1) .....	1956-57	Adam Fellers (4) .....	1998-02
Dave Bult (2) .....	1963-65	Chris Ferguson (1) .....	2000-01
Neil Burchette (1) .....	1972-73	<b>Eric "Rico" Ferguson (1) .....</b>	<b>2010-</b>
Bob Burke (2) .....	1966-69	Les Figa (1) .....	1964-65
Jack Burrus (1) .....	1955-56	Don Fish (1) .....	1963-64
Robie Butler (1) .....	1970-71	Jim Fitzpatrick (2) .....	1995-97
Freddie Butler (2) .....	1993-95	Rodney Floyd (1) .....	1989-90
Kelly Byrum (3) .....	1949-52	Sam Fraizer (1) .....	1951-52
<b>C</b>		<b>G</b>	
Forrest Callaway (1) .....	1975-76	Mike Gainey (1) .....	1976-77
Jimmy Campbell (2) .....	1952-54	Danny Gaither (4) .....	1970-74
Jose Cami (1) .....	2007-08	Dan George (1) .....	1964-65
Larry Canady (2) .....	1982-84	Johnny Gibbs (2) .....	1979-81
Jake Capin (2) .....	2007-09	Russ Gibson (4) .....	2003-07
Donnie Cardwell (2) .....	1977-79	Ernie Gilchrist (3) .....	1976-79
Jay Carter (2) .....	2000-02	J.W. Gilpatrick (1) .....	1955-56
John Casperite (1) .....	1955-56	Rod Gourdine (2) .....	1989-91
<b>Amir Celestin (3) .....</b>	<b>2008-</b>	Derek Gray (4) .....	2000-04
Bruce Chambers (2) .....	1968-71	George Graybill (1) .....	1949-50
Mitch Cheek (1) .....	1973-74	Everett Green (1) .....	1952-53
Kevin Chester (1) .....	2003-04	Kelvin Green (1) .....	1990-91
Brad Childress (4) .....	1986-90	Clarence Grier (4) .....	1983-86
Jimmy Cockram (2) .....	1988-90	Andy Griffin (1) .....	1980-81
Ben Coleman (2) .....	2004-06	<b>Eric Griffin (1) .....</b>	<b>2010-</b>
Carol Corbert (1) .....	1952-53	Kim Griffin (2) .....	1981-83
Dan Cowly (1) .....	1960-61	Stephon Griffin (2) .....	2004-07
James Cowly (1) .....	1952-53	Scott Gurley (4) .....	1993-97
		Matt Gwynne (1) .....	2008-09
		<b>H</b>	
		Mike Hall (3) .....	1989-92
		Salaam Hall (4) .....	1991-95
		Steve Hamilton (2) .....	1989-91
		Damien Hannibal (2) .....	1999-01
		Marion Hargrove (2) .....	1954-56
		Doug Harrell (1) .....	1972-73
		Ollie Harrell (2) .....	1952-54
		Tommy Harrell (1) .....	1956-57
		<b>Marvelle Harris (1) .....</b>	<b>2010-</b>
		Jared Harrison (3) .....	1992-95
		Junard Hartley (4) .....	2007-11
		John Heckstall (4) .....	1975-79
		Will Heckstall (4) .....	1975-79
		Brian Henry (4) .....	1985-89
		Derrick Hensley (4) .....	1984-88
		Bill Henshaw (1) .....	1953-54
		Jerry Highsmith (3) .....	1957-60
		Adolph Hinson (2) .....	1957-59
		Quincy Hinton (2) .....	1998-00
		Keith Holdan (2) .....	1995-97
		Jerome Holley (2) .....	1991-93
		Perry Holland (4) .....	1958-63
		<b>Anthony Horton (1) .....</b>	<b>2010-</b>
		Henry Howard (2) .....	1955-57
		Darrin Hucks (4) .....	1996-00
		John Huffstetler (2) .....	1984-86
		Colin Hunt (4) .....	2003-07
		Joel Hurley (1) .....	1986-87
		Dennis Hurst (4) .....	1992-96
		<b>I</b>	
		Harold Ingle (3) .....	1968-71
		Cedric Ingram (1) .....	1954-55
		Keith Ison (1) .....	1991-92
		<b>J</b>	
		Eddie Jackson (1) .....	1956-57
		Martell Jackson (1) .....	2010-11
		Sanders Jackson (4) .....	1985-89
		Art Johnson (1) .....	1965-66
		Matthew Johnson (3) .....	2003-07
		Tarick Johnson (4) .....	2000-04
		Ronnie Johnson (1) .....	1957-58
		Harry Johnstone (4) .....	1959-63
		Bobby Jones (4) .....	1998-02
		Joe Jones (2) .....	1983-85
		J'Quincy Jones (1) .....	2005-06
		Jimmy Jordan (2) .....	1963-65
		John Josephson (2) .....	1957-59
		<b>K</b>	
		Fred Kelly (2) .....	1953-55
		Andre King (4) .....	1993-97
		Billy Kittrell (1) .....	1954-55
		Dominique Klein (4) .....	2001-05
		Tyreck Knox (3) .....	1997-00
		Calvin Koonce (2) .....	1959-61
		William Kossangue (2) .....	2008-10
		Ricky Krainiak (1) .....	2009-10
		<b>L</b>	
		Don Laird (4) .....	1973-77
		Smith Langdon (1) .....	1951-52
		Robert Lasater (1) .....	1949-50
		Maurice Latham (2) .....	2004-06

**All-Time Roster: 1949-2011**

Wes Layton (2).....	1998-00	Donald Percise (1).....	1951-52	Pat Stephenson (2).....	2002-04
Brooks Lee (2).....	2001-03	Ronald Percise (2).....	1951-53	Frank Stewart (4).....	1964-68
Jamie Lee (4).....	1990-94	Jim Perkins (1).....	1966-67	Johnnie Strickland (2).....	1955-57
Ben Lehmann (3).....	1976-79	Julius Perkins (1).....	2007-08	Trent Strickland (2).....	1961-63
George Lehmann (1).....	1959-60	Leonard Perkins (1).....	1949-50	John Stuart (1).....	1965-66
Bill Lenz (1).....	1965-66	Doug Perry (2).....	1955-57	Tim Sturdivant (1).....	1980-81
Ed Lilley (1).....	1951-52	James Perry (3).....	1955-58	<b>T</b>	
Donnie Lindsey (1).....	1960-61	Jonathan Perry (2).....	2007-09	Miles Taylor (2).....	2008-10
Glenn Lindsey (4).....	1960-64	Dan Pogue (4).....	1992-96	Dickie Tew (1).....	1949-50
Zach Livers (3).....	1993-96	Comerlee Poole (2).....	2004-06	Carlton Thompson (1).....	1976-77
Bill Long (1).....	1955-56	Bob Pope (1).....	1961-62	Chad Thompson (1).....	2008-09
Jonathan Long (3).....	1973-76	Mark Prince (2).....	1956-58	Glen Toft (1).....	1953-54
Marshall Lovett (4).....	1972-76	Ruell Pringle (3).....	2004-07	Tim Toner (1).....	1964-65
Archie Lynch (1).....	1949-50	<b>Q</b>		John Troy (1).....	1992-93
<b>M</b>		Gerald Quick (2).....	1957-59	<b>V</b>	
Bennie Maddux (1).....	1951-52	Lee Quinn (3).....	1979-82	Heath Vandevender (4).....	1987-91
Len Maness (1).....	1953-54	<b>R</b>		Mike Vandy (4).....	1980-84
Matt Mardis (4).....	1996-00	Phillip Raeford (1).....	1954-55	Jimmy Vaughn (3).....	1957-60
Lee Marsh (2).....	2002-04	Bill Reidy (2).....	1972-74	Kyle Vejraska (4).....	2006-10
Johnny Marshbanks (4).....	1965-69	Mike Reidy (4).....	1960-64	Bob Vernon (2).....	1954-56
Steve Martin (4).....	1989-93	Jackie Reinhardt (3).....	1957-60	<b>W</b>	
Darrell Mauldin (4).....	1976-80	Chris Reynolds (2).....	2008-10	Jim Waicus (4).....	1968-72
Willie Maul (4).....	1969-73	James Rhone (1).....	1982-83	Marvin Waldo (2).....	1968-71
Keishawn Mayes (1).....	2010-11	Mike Rice (2).....	1991-93	Bob Walker (4).....	1965-69
Grundy McCall (3).....	1969-73	Danny Roberts (2).....	1953-55	Doug Walker (4).....	1968-72
Rodney McCants (4).....	1977-81	Drake Roberts (1).....	1997-98	Eddie Walker (4).....	1997-01
Larry McCranie (2).....	1955-57	Mark Roberts (2).....	1979-81	Shawn Walker (1).....	1990-91
Red McDaniel (1).....	1951-52	Bryce Robertson (2).....	1980-82	W.A. Wall (1).....	1953-54
Andrea McGee (2).....	1983-85	Harold Robertson (1).....	1965-66	Clearance Walton (1).....	1956-57
Chris McGowne (1).....	2002-03	Jonathan Rodriguez (4).....	2006-10	Emory Walton (2).....	2000-02
Brad McKeiver (4).....	2000-04	Bill Ross (1).....	1974-75	William Ward (1).....	1973-74
Howard McKinnon (2).....	1952-54	Travis Ross (1).....	1954-55	Edward Warren (1).....	1949-50
James McLean (3).....	1973-76	<b>Andrew Ryan (1).....</b>	<b>2010-</b>	Dick Waters (2).....	1966-68
James McLean (1).....	1983-84	Ray Rzesut (1).....	1959-60	Bruce Watson (1).....	1972-73
Ronnie McLean (1).....	1983-84	<b>S</b>		Bob Weichman (2).....	1959-61
Charles McManus (1).....	1949-50	Wayne Sanford (4).....	1971-76	James Welch (1).....	1984-85
Julius McNeil (2).....	1987-89	Jim Schofield (2).....	1971-73	Bob Wells (2).....	1974-76
Allen McRae (4).....	1967-72	Jim Sears (2).....	1971-73	Nathan Wells (1).....	2002-03
Bill Merritt (1).....	1953-54	Ernie Seiderman (4).....	1970-74	Gordon Welsh (1).....	1957-58
<b>Lorne Merthie (3).....</b>	<b>2008-</b>	Joe Sernak (1).....	1965-67	Bert Westbrook (2).....	1951-53
Don Mickles (1).....	1951-52	Ralph Shears (1).....	1955-56	Don Whaley (4).....	1973-77
Andy Miller (4).....	1997-01	Ronald Shearon (1).....	1956-57	Fred Whitfield (3).....	1977-80
Chris Miller (4).....	1985-89	Jamie Simmons (4).....	1996-00	Ron Whitted (4).....	1982-86
George Miller (4).....	1994-98	Norman Simmons (1).....	1967-68	Jim Wiles (2).....	1957-59
Doug Mitchell (4).....	1990-94	Copeland Skinner (1).....	1949-50	Bob Willard (1).....	1957-58
Mark Mocnik (4).....	1988-93	Bernard Smith (4).....	1959-63	Fred Willett (3).....	1962-65
Cliff Mosley (1).....	1959-60	Eric Smith (2).....	2005-07	Benny Williams (2).....	1986-88
Marvin Moss (4).....	1961-65	Harvey Smith (4).....	1980-84	Gorman Williams (2).....	1952-54
Jody Mueller (2).....	1981-83	Jason Smith (4).....	1995-99	Ron Williams (3).....	1978-83
Bobby Murray (4).....	1989-93	Joey Smith (2).....	1998-00	Tracy Williams (2).....	1984-86
<b>N</b>		Lynn Smith (4).....	1968-72	Tremone Williams (2).....	1994-96
Kelvin Nash (3).....	1982-85	Marvin Smith (1).....	1963-64	Henry Wilson (4).....	1985-89
Scott Neely (4).....	1991-96	Reggie Smith (2).....	1989-91	Cordell Wise (3).....	1967-70
Eley Newsome (2).....	1956-58	Rodney Smith (1).....	1951-52	Pete Wish (4).....	1962-67
Jeff Newton (3).....	1976-79	Nick Smothers (2).....	1952-54	Brian Witten (1).....	1988-89
Rett Newton (4).....	1978-82	Kevin Spain (4).....	1980-84	Jake Wohlfeil (4).....	2004-08
<b>O</b>		Larry Spencer (3).....	1984-87	Bill Wood (2).....	1959-61
Glenn Odom (1).....	1967-68	Joe Spinks (4).....	1990-94	Gene Wright (1).....	1965-66
Raymond Ott (2).....	1974-76	Chris Springs (4).....	1985-89	<b>Y</b>	
<b>P</b>		Sam Staggers (4).....	1973-77	Randy Yates (4).....	1972-76
Brian Paine (2).....	1997-99	Zydrunas Stankus (2).....	2000-02	Solomon Yearby (2).....	2001-03
Corey Parker (2).....	2002-04	Paul Stanton (1).....	1979-80	Bob Yenko (4).....	1962-66
Earl Parker (1).....	1949-50	Wendell Staton (1).....	1985-86	Harold Yountz (1).....	1954-55
Rene Parker (2).....	1982-84	Bonnie Stephenson (1).....	1961-62		

## All-Time Numerical Roster

## 00

Jonte Edwards ... 1999-2000-01-02-03  
Diego Aguiar ..... 2003\*-04

## 0

Cole Dewey.....2008-09-10-11

## 1

Diego Aguiar .....2003^06  
Kyle Vejraska.....2006-07-08-09-10  
Keishawn Mayes ..... 2010-11

## 2

Emory Walton .....2000-01-02  
Jake Wohlfeil .....2004-05-06-07-08  
Amir Celestin.....2008-09-10-11

## 3

Kelly Byrum.....1949-50-51  
Jeff Adams.....1958-59-60  
Eddie Walker.....1997-98-99-2000-01  
Jonathan Rodriguez ..2006-07-08-09-10  
Rico Ferguson .....2010-11

## 4

Johnny Alford.....1949-50  
Carol Corbett.....1952\*-53\*  
Al Daughtry .....1953\*-54\*  
Ronnie Atkinson .....1958  
Tommy Edwards .....1959-60^61^  
Gene Wright .....1965^66^  
Bobby Murray .....1989-90-91-92-93  
Salaam Hall .....1993-94-95  
Jamie Simmons .....1997-98-99-2000  
Lee Marsh .....2002-04  
Reggie Bishop.....2004-05-06-07-08

## 5

Sonny Baker.....1958-59  
Bill Wood.....1959-60^61^  
Bobby Pope .....1961^62^  
Fred Willett.....1962^63^  
Frank Stewart .....1964^65^  
Johnny Stewart .....1965^66^  
Brad Childress .....1988-89-90  
Mike Torrence .....1991-92  
Dan Pogue .....1993-94-95-96  
Drake Roberts .....1997-98  
Wes Layton.....1998-99-2000  
Zydrunas Stankus.....2001-02  
Corey Parker .....2002-03-04  
Ruell Pringle .....2004-05-06-07  
Anthony Dees .....2010-11

## 6

Harold Brown .....1949-50  
Douglas Perry .....1955^56^

## 8

Bill Long .....1955^56^

## 9

Dan Alexander.....1949-50  
Bill Henshaw .....1952^53^

## 10

William Biggers.....1949-50  
Gorman Williams .....1953\*-54\*  
Fred Kelly .....1954-55  
Wyatt Creech.....1955-56  
Jim Wiles .....1958-59  
Bernard Smith.....1959-60  
Harry Johnstone .....1960-61-62-63  
Fred Willett.....1963^64^  
Tim Toner .....1964\*-65\*  
Pete Wish .....1964^65^66^  
Gene Wright .....1965\*-66\*  
Ken Faulkner.....1966\*-67\*-68\*-69-70  
Danny Gaither.....1970-71-72-73-74  
Bruce Watson .....1972-73  
Wayne Sanford .....1974-75-76

Ernie Gilchrist.....1976-77  
Fred Whitfield.....1977-78-79-80  
Harvey Smith.....1980-81-82-83  
Jimmy Cockram.....1988-89-90  
Shawn Walker .....1990-91  
Keith Ison.....1991-92  
Dan Pogue .....1992-93  
Brooks Lee.....2000-01-02-03  
Stephon Griffin.....2004-05-06-07  
Julius Perkins.....2007-08  
William Kossangue.....2008-09-10  
Anthony Horton.....2010-11

## 11

Gerald Quick.....1958-59  
Cliff Mosley .....1959-60  
Kenneth Ennis.....1961^62^  
Pete Wish .....1962^63^  
Rick Ellis .....1963^64^  
Tim Toner.....1964^65^  
Frank Stewart .....1965^66^  
Ken Faulkner.....1967^68^69^  
Bill Ellington .....1969^70^  
Jim Schofield.....1971^72-73  
James McLean ..1973-74-75-76-77-78  
Clay Alston.....1976-77  
Rhett Newton.....1978-79-80\*-81-82  
Kevin Spain .....1980^81^  
Juan Austin .....1982-83  
Anthony Atkinson .....2003-05  
Eric Smith .....2005-06-07  
Jonathan Perry .....2007-08-09

## 12

Glen Toft.....1953\*-54\*  
Bill Merritt.....1953\*-54\*  
Bob Vernon .....1954-55\*-56\*  
Jimmy Vaughn .....1958-59-60  
Tommy Edwards .....1960\*-61-62-63  
Glenn Lindsey .....1960^61^  
Don Fish .....1963-64  
Greg Buczynski.....1964^65^  
Bob Walker .....1965^66^  
Johnny Stewart .....1965\*-66\*  
Jim Perkins .....1966\*-67\*  
Walter Brown.....1967\*-68\*-69-70  
Marvin Waldo .....1970-71  
Jim Schofield.....1971\*-72\*  
Jim Sears.....1971\*-72-73  
Don Laird.....1973-74-75-76-77  
Ernie Gilchrist.....1977-78  
Ronald Williams1978-79-80-81-82-83  
Kim Griffin .....1981-82  
Jared Harrison.....1991-92-93-94-95  
James Bowser .....1995-96  
Adam Fellers.....1998-99-2000-01-02  
Nathan Wells .....2002-03  
Ledell Eackles .....2005-06-07  
Junard Hartley .....2007-08-09-10-11

## 13

W.A. Wall .....1953^54^  
Perry Hollond1958-60^61^62^63^  
George Lehmann.....1959-60  
Fred Willett.....1964^65^  
Les Figa .....1964-65  
Harold Robertson .....1965^66^  
Marvin Waldo .....1968^69^  
Jim Fitzpatrick.....1995-96-97

## 14

Jimmy Campbell.....1953\*-54\*  
Bill Merritt.....1953^54^  
Al Daughtry .....1954-55  
Henry Howard .....1955\*-56\*  
Jackie Reinhardt.....1958-59-60  
Bill Wood.....1960\*-61\*  
Dan Cowly .....1960^61^  
Marvin Moss .....1961\*62\*63\*64\*65\*  
Bernard Smith.....1961^62^63^  
Jimmy Jordan .....1963^64^65^

Bill Lentz.....1965^66^  
Lee Brantley.....1965\*-66\*-67\*  
Marvin Waldo .....1968\*-69\*  
Bill Ellington.....1969\*-70-71  
Grundy McCall .....1971\*-72\*  
Corey Best .....1994-95-96-97-98  
Kurtis Darden.....1999-2000  
Ben Coleman.....2004-05-06  
Larry Awosanya.....2009-10-11

## 15

Jerry Highsmith.....1958-59-60  
Sam Bishop .....1960^61^  
Glenn Lindsey ...1961^62^63^64^  
Bennie Dean .....1964^65^66^  
Walter Brown.....1967^68^69^  
Marvelle Harris .....2010-11

## 20

Bill Long .....1955\*-56\*  
Ronnie Atkinson .....1957-58  
Adolph Hinson .....1958-59  
Calvin Koonce .....1959-60-61  
Bob Pope .....1961\*-62\*  
Trent Strickland.....1961^62^63^  
Dave Bult .....1963^64^65^  
Frank Stewart.....1964\*65\*66\*67\*68\*  
Johnny Marshbanks .....1965^66^  
Lynn Smith.....1968\*-69-70-71-72  
Doug Harrell .....1972-73  
Don Whaley .....1973-74-75-76-77  
Donnie Cardwell .....1977-78  
Clay Alston .....1978-79  
Mark Roberts.....1979-80-81  
Jody Mueller .....1981-82  
James Rhone.....1982-83  
Juan Austin .....1983-84-85-86  
Brad Childress .....1986-87-88  
Steve Hamilton.....1989-90-91  
John Troy .....1992-93  
Freddie Butler .....1993-94-95  
Keith Holdan .....1995-96-97  
Russ Gibson .....2003-05-06-07  
Andrew Ryan .....2010-11

## 21

Tommy Harrell .....1956-57  
John Josephson .....1958-59  
Harry Johnstone .....1959^60^  
Mike Reidy .....1960^61^  
Sam Bishop .....1961^62^63^  
Marvin Smith.....1963^64^  
Gary Davis .....1964^65^66^  
Jim Perkins .....1966^67^  
Frank Stewart.....1967^68^  
Lynn Smith.....1968^69^  
Grundy McCall .....1969^71^72^  
Bill Ellington .....1972-73  
Marshall Lovett.....1973-74-75-76  
Darrell Mauldin.....1976-77-78-79-80  
Bryce Robertson.....1980-81-82  
Harvey Smith.....1983-84  
James Welch .....1984-85  
Chris Miller .....1985-86-87-88-89  
Jamie Lee.....1990-91-92-93-94  
Darrin Hucks .....1996-97-98-99-2000  
Derek Gray .....2000-01-02-03-04  
Maurice Latham .....2004-05-06  
Eddie Brown .....2007  
Matt Gwynne .....2008-09  
Eric Griffin.....2010-11

## 22

James Brooks .....1953\*-54\*  
Travis Ross .....1954-55  
Jack Burrous .....1955\*-56\*  
Donnie Lindsey .....1957-58  
Robert Adams .....1958-59  
Dan Cowly .....1960\*-61\*  
Perry Hollond.....1961\*-62\*-63\*  
Bonnie Stephenson .....1961^62^

Bob Yenko.....1962^63^64^65^  
Art Johnson .....1965-66  
Norman Simmons .....1967\*-68\*  
Jim Waicus.....1968\*-69-70-71-72  
Marshall Lovett.....1972-73  
Randy Yates.....1973-74-75-76  
Jeff Newton .....1976-77-78-79  
Lee Quinn .....1979-80  
Tim Sturdivant .....1980^81^  
Johnny Gibbs .....1980\*-81\*  
Kevin Spain .....1981-82-83-84  
Joe Jones .....1984-85  
Chris Springs .....1985-86-87-88-89  
Steve Martin .....1989-90-91-92-93  
Pat Stephenson .....2002-03-04  
Jake Capin .....2008-09  
Martell Jackson.....2010-11

## 23

Eddie Jackson .....1956-57  
Mike Reidy.....1961^62^63^64^  
Dan George .....1964^65^  
Joe Sernak .....1965^66^  
Allen McRae.....1967^68^69^  
Wesley Vaughn .....1983-84  
Henry Wilson .....1985-86-87-88-89  
Reggie Smith .....1989-90-91  
Salaam Hall .....1991-92-93  
Scott Gurley .....1994-95  
Tremone Williams.....1995-96  
Tyreck Knox.....1996-97-98-99-2000  
Solomon Yearby.....2001-02-03  
J'Quincy Jones .....2005-06  
Chris Reynolds .....2008-09-10

## 24

Fred Kelly .....1953\*-54\*  
W.A. Wall .....1953\*-54\*  
Danny Roberts.....1954-55  
James Perry.....1955\*-56\*  
Jay Bancroft.....1956-57  
Gordon Welsh .....1957-58  
Perry Hollond.....1960\*-61\*  
Kenneth Ennis .....1961\*-62\*  
Marvin Moss .....1961^62^63^64^  
Pete Wish .....1962\*-64\*-65\*-66\*  
Rick Ellis.....1963\*-64\*  
Lee Brantley.....1965^66^  
Cordell Wise .....1967\*-68\*-69\*-70\*  
Ernie Seiderman.....1970-71\*-72\*  
Andrea McGee.....1983-84-85  
Brian Henry .....1985-86-87-88-89  
Rod Gourdine.....1989-90-91  
Jerome Holley.....1992-93  
Tarick Johnson .....2000-01-02-03-04

## 25

Sonny Baker.....1957-58  
Bob Weichmann.....1959-60^61^  
Bob Etheridge.1961^62^63^64^65^  
Bob Yenko .....1965^66^  
Frank Stewart .....1966^67^  
Cordell Wise .....1967^68^69^  
Lorne Merthie .....2008-09-10-11

## 26

Ronald Shearon.....1956-57  
Gerald Quick.....1957-58

## 27

Douglas Perry .....1956-57  
Bob Willard.....1957-58  
Harry Johnstone .....1959\*-60\*

## 28

Mark Prince.....1956-57  
Elly Newsome .....1957-58

## 29

Johnnie Strickland .....1956-57  
James Perry.....1957-58

## All-Time Numerical Roster

### 30

Len Maness ..... 1953\*-54\*  
 Billy Kittrell ..... 1954-55  
 Douglas Perry ..... 1955\*-56\*  
 James Perry ..... 1956-57  
 Billy Bullock ..... 1956\*-57\*  
 Mark Prince ..... 1957-58  
 Glenn Lindsey ..... 1960\*61\*62\*63\*64\*  
 Bennie Dean ..... 1964\*-65\*-66\*  
 Allen McRae ..... 1967\*68\*69-70-71-72  
 Harold Ingle ..... 1970-71  
 Bill Reidy ..... 1972-73-74  
 Bill Ross ..... 1974-75  
 Forrest Callaway ..... 1975-76  
 Ben Lehmann ..... 1976-77-78  
 Will Heckstall ..... 1978-79  
 Paul Stanton ..... 1979-80  
 Lee Quinn ..... 1980-81-82  
 Kim Griffin ..... 1982-83  
 Joe Jones ..... 1983-84  
 Derrick Hensley ..... 1984-85-86-87-88  
 Brian Paine ..... 1996-97  
 Brad McKeiver ..... 2000-01-02-03-04  
 Oladapo Fagbenle ..... 2005-06-07-08  
 Ricky Krainiak ..... 2009-10

### 31

Henry Howard ..... 1956-57  
 Jeff Adams ..... 1957-58  
 Ken Faulkner ..... 1966^67^  
 Bruce Chambers ..... 1968^69^  
 Cordell Wise ..... 1969^70^  
 Ernie Seiderman ..... 1971^72-73-74  
 Raymond Ott ..... 1974-75-76  
 Mike Gainey ..... 1976-77  
 Carlton Thompson ..... 1976-77  
 Robert Epps ..... 1977-78  
 Ron Curtis ..... 1978-79-80-81-82  
 Larry Canady ..... 1982-83-84  
 John Huffstetler ..... 1984-85-86  
 Steve Bruce ..... 1986-87-88-89-90  
 Kelvin Green ..... 1990-91  
 Andre King ..... 1993-94-95-96-97  
 Damien Hannibal ..... 1999-2000-01-02

### 32

Howard McKinnon ..... 1953\*-54\*  
 Cedric Ingram ..... 1954-55  
 Harold Ellen ..... 1955\*-56\*  
 Joe Creech ..... 1956-57  
 Billy Bullock ..... 1956^57^  
 Rich Donley ..... 1960\*-51\*  
 Trent Strickland ..... 1961\*-62\*-63\*  
 Dave Bult ..... 1963\*-64\*-65\*  
 Johnny Marshbanks ..... 1965\*66\*67\*68\*69\*  
 Willie Maull ..... 1969\*-70-71  
 Bill Ellington ..... 1971-72  
 Mike Vandy ..... 1981-82-83-84  
 Larry Spencer ..... 1984-85-86-87  
 Scott Neely ..... 1991-92-93-94-95-96  
 Matt Mardis ..... 1996-97-98-99-2000  
 Kevin Chester ..... 2003-04  
 Miles Taylor ..... 2008-09-10

### 33

Clarence Walton ..... 1956-57  
 Robert Adams ..... 1957-58  
 Pete Wish ..... 1966^67^  
 Norman Simmons ..... 1967^68^  
 Jim Waicus ..... 1968^69^  
 Clarence Grier ..... 1984-85-86-87  
 Julius McNeil ..... 1987-88  
 Mark Mocnik ..... 1988-89-90-91-92-93  
 Charles Davis ..... 1994-95-96-97-98  
 Quincy Hinton ..... 1998-99-2000  
 Chris Ferguson ..... 2000-01  
 Colin Hunt ..... 2003-05-06-07  
 Jose Cami ..... 2007-08  
 Chad Thompson ..... 2008

### 34

Rupert Elliot ..... 1953-54  
 Marion Hargrove ..... 1954-55\*-56\*  
 Elly Newsome ..... 1956-57  
 Ronnie Johnson ..... 1957-58  
 Sam Bishop ..... 1960\*-61\*-62\*-63\*  
 Marvin Smith ..... 1963\*-64\*  
 Gary Davis ..... 1964\*65\*66\*67\*68\*  
 Bob Walker ..... 1968\*-69\*  
 Grundy McCall ..... 1969\*-70\*  
 Robie Butler ..... 1970-71  
 Jimmy Sears ..... 1971\*-72\*  
 Curtis Ashford ..... 1983-84  
 Paul Richards ..... 1985-86  
 Gary Elmore ..... 1986-87-88-89  
 Joe Spinks ..... 1990-91-92-93-94

### 35

Johnny Marshbanks ..... 1966^67^68^69^  
 Brian Paine ..... 1997-98-99

### 40

Julian Adams ..... 1954-55  
 Bob Weichmann ..... 1960\*-61\*  
 Fred Willett ..... 1962\*-63\*-64\*-65\*  
 Bill Lentz ..... 1965\*-66\*  
 Bernard Dail ..... 1966\*-67\*  
 James Batts ..... 1967\*-68\*  
 Harold Ingle ..... 1968\*-69-70  
 Bruce Chambers ..... 1970-71  
 Wayne Sanford ..... 1971-72-73  
 Fred Dunlap ..... 1973-74-75  
 John Heckstall ..... 1975-76-77-78-79  
 Johnny Gibbs ..... 1979-80  
 Mike Vandy ..... 1980-81  
 Jody Mueller ..... 1981-82-83  
 Ronnie McLean ..... 1983-84  
 Tracy Williams ..... 1984-85-86  
 Heath Vandevender ..... 1987-88-89-90-91  
 Mike Rice ..... 1991-92-93  
 George Miller ..... 1994-95-96-97-98  
 Joey Smith ..... 1998-99-2000  
 Jabril Bailey ..... 2008-09

### 41

Bernard Dail ..... 1966^67^  
 James Batts ..... 1967^68^  
 Harold Ingle ..... 1968^69^  
 Willie Maull ..... 1969^71-72-73  
 Jonathan Long ..... 1973-74  
 Mitch Cheek ..... 1973-74  
 Bob Wells ..... 1974-75-76  
 Keys Benston ..... 1976-77-78-79-80  
 Andy Griffin ..... 1980-81  
 Matt Wilson ..... 1981-82  
 Rene Parker ..... 1982-83-84-85-86  
 Benny Williams ..... 1986-87  
 Brian Witten ..... 1988-89  
 Rodney Floyd ..... 1989-90  
 Dennis Hurst ..... 1992-93-94-95-96

### 42

Danny Roberts ..... 1953\*-54\*  
 Johnnie Strickland ..... 1955\*-56\*  
 Bernard Smith ..... 1961\*-62\*-63\*  
 Jimmy Jordan ..... 1963\*-64\*-65\*  
 Dick Waters ..... 1966\*-67\*  
 Glenn Odom ..... 1967\*-68\*  
 Bob Burke ..... 1968\*-69\*  
 Andy Broadie ..... 1969\*-70-71\*-72\*  
 Ron Whitted ..... 1983-84-85-86  
 Wendell Staton ..... 1985-86  
 Joel Hurley ..... 1986-87  
 Billy Ellison ..... 1989-90  
 Doug Mitchell ..... 1990-91-92-93-94  
 Tremone Williams ..... 1994-95  
 Scott Gurley ..... 1995-96-97  
 Zydrunas Stankus ..... 2000-01

### 43

Dick Waters ..... 1966^67^

Gary Davis ..... 1967^68^  
 Bob Burke ..... 1968^69^

### 44

Bill Henshaw ..... 1953\*-54\*  
 Harold Ellen ..... 1954-55  
 Mike Reidy ..... 1960\*61\*62\*63\*64\*  
 Dan George ..... 1964\*-65\*  
 Joe Sernak ..... 1965\*-66\*-67\*  
 Glenn Odom ..... 1967^68^  
 Dick Waters ..... 1967\*-68\*  
 Doug Walker ..... 1969\*-70-71\*-72\*  
 Julius McNeil ..... 1988-89  
 Billy Ellison ..... 1990-91-92-93  
 Zach Livers ..... 1993-94-95-96  
 Jamie Simmons ..... 1996-97  
 Bobby Jones ..... 1998-99-2000-01-02  
 Robby Dupre ..... 2002-03-04  
 Comerlee Poole ..... 2004-05-06

### 45

Joe Sernak ..... 1966^67^  
 Dick Waters ..... 1967^68^  
 Jay Carter ..... 2000-01-02  
 Chris McGowne ..... 2002-03  
 Matthew Johnson ..... 2003-05-06-07

### 50

Nick Smothers ..... 1953\*-54\*  
 Ralph Shears ..... 1955\*-56\*  
 Bonnie Stephenson ..... 1961\*-62\*  
 Bob Yencho ..... 1962\*63\*64\*65\*66\*  
 Doug Walker ..... 1969^71^72^  
 Neil Burchette ..... 1972-73  
 Sam Stagers ..... 1973-74-75  
 Will Heckstall ..... 1975-76-77-78  
 Tony Britto ..... 1978-79-80-81-82  
 Ron Whitted ..... 1982-83  
 Russ Elbaum ..... 1983-84-85  
 Bill Arndt ..... 1985-86-87  
 Marvin Edmonds ..... 1988-89-90-91  
 Keith Ison ..... 1992-93-94  
 Jason Smith ..... 1995-96-97-98-99

### 51

Ed Lilley ..... 1951-52  
 Bert Westbrook ..... 1952^53^  
 James Brooks ..... 1953^54^  
 Larry McCranie ..... 1955^56^  
 Johnnie Strickland ..... 1955^56^  
 Lee Brantley ..... 1966^67^  
 Andy Broadie ..... 1969^71^72-73  
 William Ward ..... 1973-74  
 Sam Stagers ..... 1975-76-77  
 Rodney McCants ..... 1977-78-79-80-81  
 Russ Elbaum ..... 1981-82-83  
 Preston Dodson ..... 2007-08-09-10-11

### 52

Copeland Skinner ..... 1949-50  
 Ronald Percise ..... 1951-52-53  
 Ollie Harrell ..... 1953\*-54\*  
 Gorman Williams ..... 1953^54^  
 Phillip Raeford ..... 1954-55  
 Ralph Shears ..... 1955^56^  
 John Casperite ..... 1955\*-56\*  
 Bob Etheridge ..... 1961\*62\*63\*64\*65\*  
 Harold Robertson ..... 1965\*-66\*  
 Kelvin Nash ..... 1982-83-84-85  
 Sanders Jackson ..... 1985-86-87-88-89  
 Mike Hall ..... 1989-90-91-92  
 Darryl Apel ..... 1993-94  
 Andy Miller ..... 1997-98-99-2000-01

### 53

Leonard Perkins ..... 1949-50  
 Rodney Smith ..... 1951-52  
 Bert Westbrook ..... 1952\*-53\*  
 Jimmy Campbell ..... 1952^53^54^  
 Bob Vernon ..... 1955^56^  
 Bob Walker ..... 1966^67^68^69^

### 54

Kelly Byrum ..... 1951-52  
 James Cowly ..... 1952-53  
 Fred Kelly ..... 1953^54^  
 Harold Yountz ..... 1954-55  
 Jack Burrous ..... 1955^56^  
 Larry McCranie ..... 1955\*-56\*  
 Greg Buczynski ..... 1964\*-65\*  
 Bob Walker ..... 1965\*-66\*-67\*-68\*  
 Bruce Chambers ..... 1968\*-69\*  
 Darryl Apel ..... 1994-95  
 Dominique Klein ..... 2001-05

### 55

Edward Warren ..... 1949-50  
 Glen Toft ..... 1953^54^  
 Henry Howard ..... 1955^56^  
 Gary Davis ..... 1966^67^

### 56

Earl Parker ..... 1949-50  
 Donald Percise ..... 1951-52  
 Al Daughtry ..... 1953^54^  
 Marion Hargrove ..... 1955^56^

### 57

Robert Lasater ..... 1949-50  
 Sam Frazier ..... 1951-52  
 Everett Green ..... 1952^53^  
 Len Maness ..... 1953^54^  
 Harold Ellen ..... 1955^56^

### 58

Jene Bowen ..... 1949-50-51  
 Billy Barefoot ..... 1951-52  
 Howard McKinnon ..... 1952^53^54^

### 59

Smith Langdon ..... 1951-52  
 Carol Corbett ..... 1952^53^

### 60

Dickie Tew ..... 1949-50  
 Red McDaniel ..... 1951-52  
 Ollie Harrell ..... 1952-53  
 Nick Smothers ..... 1953^54^  
 John Casperite ..... 1955^56^

### 61

Archie Lynch ..... 1949-50  
 Jene Bowen ..... 1951-52  
 Jimmy Campbell ..... 1952\*-53\*  
 Bill Henshaw ..... 1953^54^

### 62

Bennie Maddox ..... 1951\*-52\*  
 Jimmy Blake ..... 1951^52^  
 Nick Smothers ..... 1952-53  
 Ollie Harrell ..... 1953^54^  
 J.W. Gilpatrick ..... 1955^56^

### 63

George Graybill ..... 1949-50  
 Don Mickles ..... 1951-52  
 Howard McKinnon ..... 1952\*-53\*

### 64

Jimmy Blake ..... 1951-52  
 James Brooks ..... 1952-53

### 65

Charles McManus ..... 1949-50-51  
 Paul Davis ..... 1951-52  
 Jimmy Blake ..... 1952-53  
 Danny Roberts ..... 1953^54^  
 James Perry ..... 1955^56^  
 J.W. Gilpatrick ..... 1955\*-56\*

\*Home jersey  
 ^Away jersey

## Division I Era (1977-2011) Career Stats

# includes Division I seasons only

Player	Years	GP	GS	Min	Avg	TOTAL FG-FGA		3-POINT 3FG-FGA		FT-FTA		REBOUNDS				PF-FO	A	TO	Blk	Stl	Pts	Avg
						Pct	Pct	Pct	Pct	Off	Def	Tot	Avg									
Aguair, Diego	2003-06	81	32	1408	17.4	237-458	.517	0-6	.000	102-227	.449	169	141	310	3.8	287-16	45	118	31	60	576	7.1
Alston, Clay #	1978-79	18				40-101	.396			20-26	.769			35	1.9	24-0	57				100	5.6
Apel, Darryl	1993-95	24	2	101	4.2	22-44	.500	2-9	.222	10-12	.833	9	19	28	1.2	10-0	2	9	2	4	56	2.3
Arndt, Bill	1985-87	9	0	9	1.0	1-1	1.000	0-0	.000	0-0	.000			2	0.2	2-0	0	1	1	0	2	0.2
Ashford, Curtis	1983-84	16	0	147	9.2	23-46	.500			8-11	.727			8	0.5	17-0	13	13	0	6	54	3.4
Atkinson, Anthony	2003-05	35	31	1148	32.8	133-302	.440	53-141	.376	59-74	.797	13	83	96	2.7	54-1	143	112	1	57	378	10.8
Austin, Juan	1982-86	107	58	2439	22.8	206-538	.383			122-178	.685			172	1.6	325-26	366	233	16	123	534	5.0
Awosanya, Larry	2009-11	30	0	121	4.0	8-25	.320	0-1	.000	1-5	.200	15	14	29	1.0	14-0	1	8	2	2	17	0.6
Bailey, Jabril	2008-09	29	2	378	13.0	51-136	.375	13-50	.260	30-41	.732	16	31	47	1.6	22-0	16	30	10	19	145	5.0
Benston, Keys #	1977-80	76				127-293	.433			102-133	.767			266	3.5	171-11	30				356	4.7
Best, Corey	1994-98	100	77	2839	28.4	378-1000	.378	74-247	.300	269-367	.733	177	280	457	4.6	186-4	223	218	19	101	1099	11.0
Bishop, Reggie	2004-08	116	46	2643	22.8	326-823	.396	138-380	.363	178-235	.757	123	269	392	3.4	253-8	144	176	3	106	968	8.3
Bowser, James	1995-96	1	0	3	3.0	1-4	.250	1-3	.333	0-0	.000	1	0	1	1.0	0-0	2	1	0	0	3	3.0
Britto, Tony	1978-82	104	99	3197	30.7	497-995	.499			197-309	.638			775	7.5	314-	209	265	100		1191	11.5
Brown, Eddie	2007-08	7	0	89	12.7	10-27	.370	2-9	.222	3-6	.500	8	6	14	2.0	24-1	5	10	3	3	25	3.6
Bruce, Steve	1986-90	100	27	1561	15.6	106-237	.447	15-31	.484	74-104	.712			173	1.7	81-1	179	122	8	41	301	3.0
Butler, Freddie	1993-95	44	19	736	16.7	69-159	.434	0-1	.000	26-49	.531	68	85	153	3.5	80-2	13	33	9	16	164	3.7
Cami, Jose	2007-08	21	5	251	12.0	13-68	.191	9-53	.170	13-21	.619	4	17	21	1.0	35-1	10	18	1	6	48	2.3
Canady, Larry	1982-84	56	56	1981	35.4	271-564	.481			189-273	.692			440	7.9	161-3	43	112	35	74	731	13.1
Capin, Jake	2007-09	10	0	15	1.5	2-4	.500	2-3	.667	2-2	1.000	0	0	0	0.0	1-0	0	0	0	0	8	0.8
Cardwell, Donnie	1977-79	31				57-173	.329			63-80	.788			47	1.5	68-2	93				181	5.8
Carter, Jay	2000-02	51	3	678	13.3	100-233	.429	0-0	.000	31-72	.431	79	85	164	3.2	112-3	17	49	39	17	231	4.5
Celestin, Amir	2008-	90	20	1889	21.0	176-443	.397	35-102	.343	108-163	.663	23	101	124	1.4	234-11	205	158	8	79	495	5.5
Chester, Kevin	2003-04	20	3	168	8.4	11-39	.282	0-0	.000	0-4	.000	14	18	32	1.6	27-0	4	4	1	6	22	1.1
Childress, Brad	1986-90	115	113	4093	35.8	385-861	.447	123-281	.438	210-261	.805			367	3.2	304-10	543	268	3	243	1105	9.6
Cockram, Jimmy	1988-90	25	0	101	4.0	9-35	.257	2-17	.118	8-10	.800	7	12	19	0.8	12-0	5	18	0	4	28	1.1
Coleman, Ben	2004-06	10	1	12	1.2	1-4	.250	1-2	.500	0-2	.000	0	0	0	0.0	2-0	0	1	0	0	3	0.3
Curtis, Ron	1978-82	107	105	3200	29.9	468-932	.502			303-443	.684			809	7.6	345-21	131	242	14	115	1239	11.6
Darden, Kurtis	1999-00	6	0	18	3.0	1-4	.250	0-2	.000	1-2	.500	2	2	4	0.7	0-0	3	3	0	1	3	0.5
Davis, Charles	1995-98	80	46	1759	21.9	220-474	.464	13-38	.342	68-146	.466	104	222	326	4.1	180-5	87	128	98	46	521	6.5
Dees, Anthony	2010-11	15	0	87	5.8	2-10	.100	2-16	.125	2-2	1.000	1	5	6	0.4	9-0	2	1	1	1	8	0.5
Dewey, Cole	2007-11	27	0	83	3.1	7-23	.304	2-14	.143	6-10	.600	0	6	6	0.2	9-0	3	7	0	1	22	0.8
Dodson, Preston	2007-11	117	56	2175	18.6	244-493	.495	0-1	.000	191-295	.647	167	241	408	3.5	249-9	75	120	38	65	679	5.8
Dupre, Robby	2002-04	52	10	740	14.2	91-223	.408	33-80	.413	58-92	.630	71	104	175	3.4	100-1	22	49	4	24	273	5.3
Eackles, Ledell	2005-07	59	55	1699	28.8	171-427	.401	72-227	.317	129-207	.623	35	164	199	3.4	121-1	294	200	1	145	543	9.2
Edmonds, Marvin	1988-91	78	32	1185	15.2	194-391	.496	0-0	.000	58-101	.574	86	183	269	3.5	171-6	28	85	103	21	446	5.7
Edwards, Jonte'	1999-03	102	76	2389	23.4	350-673	.520	3-19	.158	271-426	.636	196	388	484	4.7	230-9	72	146	73	53	974	9.5
Elbaum, Russ	1981-85	96	42	1461	15.2	149-346	.431			48-83	.578			298	3.1	195-7	44	84	39	39	346	3.6
Ellison, Billy	1989-93	81	72	1964	24.3	280-513	.546	0-0	.000	152-297	.512	127	187	314	3.9	228-6	114	142	21	39	713	8.8
Elmore, Gary	1986-89	70	17	990	14.1	83-236	.352	54-143	.378	43-58	.741			80	1.1	113-4	103	79	0	43	263	3.8
Epps, Robert	1977-78	23				79-168	.470			35-58	.603			129	5.6	47-1	15				193	8.4
Fagbenle, Oladapo	2005-08	55	5	571	10.4	37-89	.416	0-4	.000	10-24	.417	56	96	152	2.8	99-2	30	36	54	15	84	1.5
Fellers, Adam	1998-02	110	84	3496	31.8	491-1214	.404	296-805	.368	197-233	.845	23	222	245	2.2	113-0	175	167	2	81	1495	13.6
Ferguson, Chris	2000-01	9	0	50	5.6	6-12	.500	0-0	.000	2-7	.286	2	8	10	1.1	9-0	1	1	1	1	14	1.6
Ferguson, Eric "Rico"	2010-	28	4	462	16.5	38-89	.427	0-3	.000	41-61	.672	11	25	36	1.3	72-2	27	28	1	17	117	4.2
Fitzpatrick, Jim	1995-97	41	19	748	18.2	78-201	.389	49-130	.377	43-65	.662	11	45	56	1.4	56-1	104	62	1	30	248	6.1
Floyd, Rodney	1989-90	20	0	138	6.9	13-25	.520	0-0	.000	9-19	.474	10	21	31	1.6	20-0	2	11	6	4	35	1.8
Gibbs, Johnny	1979-81	28	0	292	10.4	15-39	.385			8-26	.308			45	1.6	37-1	11	22	0	3	38	1.4
Gibson, Russ	2003-07	100	44	1827	18.3	158-406	.386	33-123	.268	98-153	.640	88	154	242	2.4	172-4	88	132	18	28	447	4.5
Gilchrist, Ernie #	1977-79	10				0-5	.000			4-5	.800			3	0.3	1-0	0				4	0.4
Gourdine, Rod	1989-91	42	38	1186	28.3	200-451	.443	29-83	.349	158-210	.752	69	99	168	4.0	100-5	80	131	3	43	586	13.9
Gray, Derek	2000-04	105	27	1517	14.4	131-354	.370	57-194	.294	51-72	.708	36	77	113	1.1	80-0	174	150	10	82	370	3.5
Green, Kelvin	1990-91	6	0	38	6.3	1-5	.200	0-0	.000	4-8	.500	2	2	4	0.7	3-0	3	7	0	2	6	1.0
Grier, Clarence	1983-87	106	80	2710	25.6	586-1276	.459	7-20	.350	335-447	.749			385	3.6	240-4	104	249	55	63	1514	14.3
Griffin, Andy	1980-81	16	0	107	6.7	20-42	.476			8-14	.571			28	1.7	18-0	4	4	1	0	48	3.0
Griffin, Eric	2010-	29	22	814	28.1	136-270	.504	21-61	.344	89-144	.618	63	137	200	6.9	99-6	28	78	61	49	382	13.2
Griffin, Kim	1981-83	38	28	1090	28.7	108-277	.390			20-45	.444			74	1.9	92-3	59	64	4	33	236	6.2
Griffin, Stephon	2004-07	54	11	673	12.5	22-81	.272	8-36	.222	71-92	.772	6	50	56	1.0	87-2	79	101	1	29	123	2.3
Gurley, Scott	1993-97	53	4	286	5.4	27-75	.360	14-40	.350	25-33	.758	1	15	16	0.3	27-0	20	21	0	10	93	1.8
Gwynne, Matt	2008-09	27	14	414	15.3	72-169	.426	14-40	.350	42-57	.737	35	68	103	3.8	58-0	23	36	1	4	200	7.4
Hall, Mike	1989-92	54	15	663	12.3	55-118	.466	0-1	.000	38-63	.603	37	81	118	2.2	96-3	10	39	6	17	148	2.7
Hall, Salaam	1991-95	106	33	1655	15.6	166-453	.366	43-129	.333	113-171	.661	80	166	246	2.3	144-2	93	89	10	70	488	4.6
Hamilton, Steve	1989-91	43	4	406	9.4	11-53	.207	1-6	.167	26-48	.542	14	29	43	1.0	28-0	43	52	1	10	49	1.1
Hannibal, Damien	1999-01	48	36	1145	23.9	139-222	.626	1-1	1.000	61-91	.670	97	165	262	5.5	167-17	29	68				

## Division I Era (1977-2011) Career Stats

Player	Years	GP	GS	Min	Avg	TOTAL FG-FGA		3-POINT 3FG-FGA		FT-FTA		REBOUNDS				PF-FO	A	TO	Blk	Stl	Pts	Avg
						Pct	Pct	Pct	Pct	Off	Def	Tot	Avg									
Hurley, Joel	1986-87	17	0	48	2.8	9-16	.563	0-0	.000	6-11	.545			15	0.9	5-0	0	6	1	0	679	1.4
Hurst, Dennis	1992-96	97	52	2233	23.0	254-674	.377	93-295	.315	78-127	.614	121	272	393	4.1	142-1	119	101	13	83	679	7.0
Ison, Keith	1991-92	31	21	861	27.8	50-116	.431	1-3	.333	77-123	.626	16	45	61	2.0	59-1	61	75	1	46	178	5.7
Jackson, Martell	2010-11	29	3	362	12.5	50-98	.510	0-0	.000	20-39	.513	32	53	85	2.9	37-0	9	29	12	5	120	4.1
Jackson, Sanders	1985-89	110	58	2496	22.7	320-662	.483	0-1	.000	178-276	.645			630	5.7	198-2	47	147	70	42	818	7.4
Johnson, Matthew	2003-07	33	0	113	3.4	10-26	.385	0-0	.000	4-8	.500	12	16	28	0.8	24-0	4	12	1	5	24	0.7
Johnson, Tarick	2000-04	103	57	2357	22.9	452-1038	.435	85-247	.344	191-268	.713	126	284	410	3.9	163-4	114	195	30	89	1180	11.5
Jones, Bobby	1998-02	96	43	1480	15.4	110-227	.485	0-1	.000	40-61	.656	138	244	382	3.9	164-1	35	59	45	34	260	2.7
Jones, Joe	1983-85	42	6	205	4.9	6-24	.250			9-19	.474			10	0.2	46-0	24	49	0	2	21	0.5
Jones, J'Quincy	2005-06	6	0	61	10.2	5-17	.294	1-5	.200	10-14	.714	3	4	7	1.2	15-0	3	6	1	1	21	3.5
King, Andre	1993-97	92	48	1626	17.7	237-491	.483	0-2	.000	123-168	.732	120	179	299	3.3	169-4	16	96	13	40	597	6.5
Klein, Dominique	2001-05	98	29	1853	18.9	240-567	.423	58-166	.349	110-190	.579	125	318	443	4.5	208-4	74	141	30	67	648	6.6
Knox, Tyreck	1997-00	62	30	846	13.7	106-245	.433	2-9	.222	51-95	.537	61	93	154	2.5	103-4	20	67	42	33	265	4.3
Kossangue, William	2008-10	59	24	939	15.9	107-255	.420	32-85	.376	48-81	.593	52	85	137	2.3	89-0	47	44	3	47	294	5.0
Krainiak, Ricky	2009-10	21	0	156	7.4	14-10	.350	9-31	.290	4-5	.800	0	10	10	0.5	12-0	3	8	2	5	41	2.0
Latham, Maurice	2004-06	52	49	1546	29.7	281-557	.505	23-78	.295	193-262	.737	172	220	392	7.5	150-1	100	161	10	52	778	14.9
Layton, Wes	1998-00	53	42	1455	27.5	100-271	.369	77-216	.356	38-53	.717	18	101	119	2.3	119-5	204	130	1	50	315	5.9
Lee, Brooks	2001-03	53	53	1613	30.4	101-251	.402	81-206	.393	87-99	.879	3	61	64	1.2	90-3	254	171	0	46	370	6.9
Lee, Jamie	1990-94	95	5	1275	13.4	177-427	.415	91-244	.373	67-82	.817	52	119	171	1.8	97-0	68	85	5	37	512	5.4
Lehmann, Ben	1977-79	22				13-43	.302			2-5	.400			17	0.8	17-1	24				28	1.3
Livers, Zach	1993-96	62	18	802	12.9	86-222	.387	21-80	.263	60-85	.706	20	65	85	1.4	86-1	24	58	2	22	253	4.1
Mardis, Matt	1996-00	105	43	1804	17.2	259-630	.411	79-225	.351	69-88	.784	47	118	165	1.6	156-1	147	144	16	65	666	6.3
Marsh, Lee	2002-04	50	5	626	12.5	65-182	.357	20-77	.260	43-59	.729	44	60	94	1.9	88-3	41	62	5	14	193	3.9
Martin, Steve	1989-93	109	54	2390	21.9	285-696	.409	80-230	.348	85-125	.680	46	164	210	1.9	208-6	165	161	4	94	735	6.7
Mauldin, Darrell #	1977-80	71				327-622	.526			167-199	.839			100	1.4	119-5	170				821	11.6
Mayes, Keishawn	2010-11	25	8	249	10.0	36-70	.514	1-1	1.000	15-33	.455	22	23	45	1.8	50-1	7	20	4	7	88	3.5
McCants, Roddney	1977-81	90				252-489	.515			126-209	.603			296	3.3	214-15	38				630	7.0
McGee, Andrea	1983-85	54	50	1881	34.8	287-583	.492			198-268	.739			237	4.4	93-0	125	132	16	99	772	14.3
McGowne, Chris	2002-03	8	0	29	3.6	0-2	.000	0-0	.000	0-0	.000	0	4	4	0.5	4-0	0	3	0	0	0	0.0
McKeiver, Brad	2000-04	66	28	1032	15.6	75-203	.369	14-53	.264	54-66	.818	32	87	119	1.9	148-7	100	98	15	31	218	3.3
McLean, James #	1977-78	22				86-193	.446			25-37	.676			48	2.2	44-2	26				197	9.0
McLean, Ronnie	1983-84	5	0	8	1.6	0-1	.000			1-6	.167			1	0.2	0-0	1		0	3	1	0.2
McNeil, Julius	1987-89	57	33	1422	24.9	250-519	.482	13-33	.394	51-81	.630	85	132	217	3.8	129-3	44	102	4	27	564	9.9
Merthie, Lorne	2008-	83	78	2427	29.2	273-682	.400	176-429	.410	136-182	.747	34	194	228	2.7	180-2	186	128	4	138	858	10.3
Miller, Andy	1997-01	65	3	514	7.9	36-88	.409	0-1	.000	14-25	.560	24	57	81	1.2	49-0	16	41	8	10	86	1.3
Miller, Chris	1985-89	81	6	521	6.4	22-62	.355	3-7	.429	21-34	.618			65	0.8	61-0	58	37	2	11	68	0.8
Miller, George	1994-98	95	43	1680	17.7	236-551	.428	82-225	.364	160-245	.653	116	228	344	3.6	214-4	70	127	35	60	714	7.5
Mitchell, Doug	1990-94	99	31	1481	14.9	142-274	.518	0-1	.000	79-113	.699	99	128	227	2.3	228-12	29	94	21	37	363	3.7
Mocnik, Mark	1988-93	116	87	3246	28.0	556-1307	.425	295-747	.395	226-290	.779	78	328	406	3.5	150-2	205	214	33	102	1635	14.1
Mueller, Jody	1981-83	23	0	77		14-33	.424			1-8	.125			14	0.6	17-0	5	4	0	2	29	1.3
Murray, Bobby	1989-93	38	1	94	2.5	12-31	.387	7-17	.412	4-7	.571	3	9	12	0.3	3-0	4	9	0	2	35	0.9
Nash, Kelvin	1982-85	78	52	1651	21.2	140-311	.450			78-140	.557			337	4.3	241-16	33	142	77	25	358	4.6
Neely, Scott	1991-96	115	92	3346	29.1	479-1078	.444	244-553	.441	175-225	.778	178	277	455	4.0	197-5	216	227	7	97	1377	12.0
Newton, Jeff #	1977-79	34				20-61	.328			34-48	.708			53	1.6	39-1	25				74	2.2
Newton, Rett	1978-82	99	60	2452	24.8	178-383	.465			167-270	.619			317	3.2	289-15	225	208	38	79	523	5.3
Paine, Brian	1997-99	26	1	167	6.4	14-46	.304	7-25	.280	1-10	.100	6	14	20	0.8	20-0	9	8	6	3	36	1.4
Parker, Corey	2002-04	44	10	796	18.1	94-232	.405	19-62	.306	51-78	.654	17	63	80	1.8	80-3	71	65	3	40	258	5.9
Parker, Rene	1982-84	43	3	312	7.3	38-87	.437			13-18	.722			39	0.9	30-1	11	29	5	3	89	2.1
Perkins, Julius	2007-08	30	9	637	21.2	45-104	.433	0-2	.000	62-118	.525	13	42	55	1.8	86-2	94	94	6	36	152	5.1
Perry, Jonathan	2007-09	16	0	14	0.9	3-6	.500	3-5	.600	2-2	1.000	0	1	1	0.1	1-0	4	1	0	0	11	0.7
Pogue, Dan	1992-96	104	95	3295	31.7	129-383	.337	9-66	.137	99-173	.572	53	244	297	2.9	291-10	701	371	24	169	366	3.5
Poole, Comerlee	2004-06	55	37	1163	21.2	164-315	.521	5-17	.294	38-79	.481	146	197	343	6.2	107-0	23	71	16	34	371	6.7
Pringle, Ruell	2004-08	85	56	1875	22.1	292-714	.409	109-320	.341	140-193	.725	57	142	199	2.3	166-2	148	175	4	63	833	9.8
Quinn, Lee	1979-82	38	31	855	22.5	102-251	.406			64-97	.667			66	1.7	75-1	66	69	7	50	268	7.1
Reynolds, Chris	2008-10	53	0	437	8.2	49-119	.412	0-4	.000	39-60	.650	42	57	99	1.9	57-1	15	46	9	19	137	2.6
Rhone, James	1982-83	1	0	3	3.0	0-2	.000			0-0	.000			0	0.0	0-0	0	0	0	0	0	0.0
Rice, Mike	1991-93	33	0	159	4.8	10-32	.313	0-0	.000	16-23	.696	8	26	34	1.0	31-0	6	13	2	1	36	1.1
Roberts, Drake	1997-98	27	7	578	21.4	43-144	.299	23-80	.288	33-43	.767	20	48	68	2.5	52-0	80	75	3	37	142	5.3
Roberts, Mark	1979-81	49	0	378	7.7	37-91	.407			64-87	.736			27	0.6	51-0	32	70	0	10	138	2.8
Robertson, Bryce	1980-82	33	22	821	24.9	68-133	.511			42-85	.494			94	2.8	93-4	114	94	4	46	178	5.4
Rodriguez, Jonathan	2006-10	121	121	3968	32.8	712-1490	.478	76-245	.310	653-860	.759	332	734	1066	8.8	277-3	286	346	75	175	2153	17.8
Ryan, Andrew	2010-	6	2	111	18.5	11-27	.407	6-19	.316	6-7	.857	2	3	5	0.8	5-0	4	2	0	1	34	5.7
Simmons, Jamie	1996-00	109	80	2765	25.4	339-659	.514	0-3	.000	193-291	.663	229	387	616	5.7	211-6	134	203	108	74	871	8.0
Smith, Eric	2005-07	59	52	1666	28.2	271-668	.406	172-458	.376	148-192	.771	57	152	209	3.5	132-1	122					

## Division I Era (1977-2011) Career Stats

Troy, John	2002-03	2	0	8	4.0	2-6	.333	0-0	.000	0-1	.000	2	2	4	2.0	1-0	0	0	0	1	4	2.0
Vandevender, Heath	1987-91	81	11	762	9.4	86-195	.441	5-17	.294	79-112	.705	34	62	96	1.2	78-1	24	69	9	15	256	3.2
Vandy, Mike	1980-84	69	8	783	11.3	118-291	.406			63-83	.759			140	2.0	114-4	32	85	19	22	299	4.3
Vejraska, Kyle	2006-10	121	47	2175	18.0	336-741	.453	69-197	.350	159-218	.729	173	227	400	3.3	318-14	78	174	103	54	900	7.4
Walton, Emory	2000-02	41	32	1061	25.9	109-294	.371	9-33	.273	68-89	.764	41	89	130	3.2	102-3	138	105	3	36	295	7.2
Walker, Eddie	1997-01	80	36	1452	18.2	164-468	.350	93-269	.346	85-113	.752	32	102	134	1.7	117-3	135	161	1	32	506	6.3
Walker, Shawn	1990-91	28	20	785	28.0	60-175	.343	24-74	.324	36-45	.800	13	60	73	2.6	58-0	89	112	1	31	180	6.4
Welch, James	1984-85	3	0	16	5.3	1-5	.200			1-2	.500			0	0.0	3-0	2	5	0	1	3	1.0
Wells, Nathan	2002-03	1	0	1	1.0	0-0	.000	0-0	.000	0-0	.000	0	0	0	0.0	0-0	0	0	0	0	0	0.0
Whitfield, Fred	1977-80	75				372-722	.515			199-275	.724			152	2.0	169-0	170				943	12.6
Whitted, Ron	1982-86	78	7	808	10.4	75-178	.421			39-65	.600			148	1.9	121-3	15	55	11	11	189	2.4
Williams, Benny	1986-88	15	0	80	5.3	21-53	.396	2-8	.250	6-10	.600			22	1.5	22-0	4	8	2	3	50	3.3
Williams, Ron	1978-83	70	26	1289	18.4	237-548	.433			48-84	.571			150	2.1	80-0	84	83	11	51	522	7.5
Williams, Tracy	1984-86	50	33	1017	20.3	149-331	.450			56-93	.602			217	4.3	107-2	37	79	11	19	354	7.1
Williams, Tremone	1994-96	28	12	418	14.9	62-123	.504	0-0	.000	16-31	.516	40	55	95	3.4	46-1	4	21	27	6	140	5.0
Wilson, Henry	1985-89	111	107	3457	31.1	621-1138	.546	0-1	.000	362-531	.682			724	6.5	338-19	124	264	156	89	1604	14.5
Witten, Brian	1988-89	9	0	31	3.4	8-19	.421	0-0	.000	3-6	.500	4	5	9	1.0	8-0	2	6	0	1	19	2.1
Wohlfeil, Jake	2004-08	108	54	2306	21.4	236-629	.375	176-479	.367	115-137	.839	27	208	235	2.2	119-1	169	144	9	65	763	7.1
Yearby, Solomon	2001-03	48	20	774	16.1	63-171	.368	18-65	.277	25-39	.641	25	55	80	1.7	61-0	44	44	4	17	169	3.5



Reggie Bishop




Ron Curtis (31), Tony Britto (50), Rett Newton (11)



Corey Best



Sanders Jackson



Scott Neely



Solomon Yearby

## 1,000 Point Club



<b>1. Jonathan Rodriguez</b>			<b>6-5</b>	<b>F</b>	<b>Bayamon, P.R.</b>	<b>2006-10 (4)</b>				<b>2,153</b>						
Year	GP	GS	MIN-Avg	FGM-FGA	Pct.	3FG-3FGA	Pct.	FTM-FTA	Pct.	Reb	Rpg	Ast	St	BS	Pts	Ppg
2006-07	31	31	1028-33.2	184-393	.468	20-69	.290	148-209	.708	272	8.8	94	45	34	536	17.3
2007-08	30	30	1051-35.0	202-414	.488	14-51	.275	208-272	.765	304	10.1	75	47	17	626	20.9
2008-09	30	30	911-30.4	163-344	.474	19-53	.358	124-157	.790	248	8.3	57	38	9	469	15.6
2009-10	30	30	978-32.6	163-339	.481	23-72	.319	173-222	.779	242	8.1	60	45	15	522	17.4
<b>Totals</b>	<b>121</b>	<b>121</b>	<b>3968-32.8</b>	<b>712-1490</b>	<b>.478</b>	<b>76-245</b>	<b>.310</b>	<b>653-860</b>	<b>.759</b>	<b>1066</b>	<b>8.8</b>	<b>286</b>	<b>175</b>	<b>75</b>	<b>2153</b>	<b>17.8</b>



<b>2. Sam Stagers</b>			<b>6-6</b>	<b>C</b>	<b>Mullins, S.C.</b>	<b>1973-77 (4)</b>				<b>1,947</b>						
Year	GP	GS	MIN-Avg	FGM-FGA	Pct.	3FG-3FGA	Pct.	FTM-FTA	Pct.	Reb	Rpg	Ast	St	BS	Pts	Ppg
1973-74	28			127-275	.462			73-99	.737	259	9.3				327	11.7
1974-75	31			230-409	.562			114-165	.691	287	9.3				574	18.5
1975-76	27			188-314	.599			68-108	.630	255	9.4				444	16.4
1976-77	33			258-425	.607			86-195	.441	347	10.5				602	18.2
<b>Totals</b>	<b>119</b>			<b>803-1423</b>	<b>.564</b>			<b>341-567</b>	<b>.601</b>	<b>1148</b>	<b>9.6</b>				<b>1947</b>	<b>16.4</b>



<b>3. Johnny Marshbanks</b>			<b>6-8</b>	<b>C</b>	<b>Marietta, Ga.</b>	<b>1965-69 (4)</b>				<b>1,723</b>						
Year	GP	GS	MIN-Avg	FGM-FGA	Pct.	3FG-3FGA	Pct.	FTM-FTA	Pct.	Reb	Rpg	Ast	St	BS	Pts	Ppg
1965-66	25			143				56-100	.560						342	13.7
1966-67	27			192				96-140	.686						480	17.8
1967-68	26			198				91-133	.684						487	18.7
1968-69	27			175-372	.470			64-104	.615	199	7.4				414	15.3
<b>Totals</b>	<b>105</b>			<b>708</b>				<b>307-477</b>	<b>.644</b>						<b>1723</b>	<b>16.4</b>



<b>4. Joe Spinks</b>			<b>6-7</b>	<b>F</b>	<b>Asheboro, N.C.</b>	<b>1990-94 (4)</b>				<b>1,711</b>						
Year	GP	GS	MIN-Avg	FGM-FGA	Pct.	3FG-3FGA	Pct.	FTM-FTA	Pct.	Reb	Rpg	Ast	St	BS	Pts	Ppg
1990-91	28	25	883-31.5	118-226	.522	0-0	.000	88-133	.662	262	9.4	51	62	29	324	11.6
1991-92	31	31	989-31.9	140-274	.511	2-5	.400	67-103	.650	261	8.4	111	66	52	349	11.3
1992-93	24	24	749-31.2	174-313	.556	25-60	.417	81-119	.681	186	7.8	100	48	41	454	18.9
1993-94	28	25	884-31.6	215-438	.491	45-115	.391	109-182	.599	245	8.8	82	44	33	584	20.9
<b>Totals</b>	<b>111</b>	<b>105</b>	<b>3505-31.6</b>	<b>647-1251</b>	<b>.517</b>	<b>72-180</b>	<b>.400</b>	<b>345-537</b>	<b>.642</b>	<b>954</b>	<b>8.6</b>	<b>344</b>	<b>220</b>	<b>155</b>	<b>1711</b>	<b>15.4</b>



<b>5. Mike Reidy</b>			<b>6-4</b>	<b>F</b>	<b>Bronx, N.Y.</b>	<b>1960-64 (4)</b>				<b>1,661</b>						
Year	GP	GS	MIN-Avg	FGM-FGA	Pct.	3FG-3FGA	Pct.	FTM-FTA	Pct.	Reb	Rpg	Ast	St	BS	Pts	Ppg
1960-61	23			116				103-122	.844						335	14.6
1961-62	22			134				130-151	.861	290	13.2				398	18.1
1962-63	24			143				145-184	.788						431	18.0
1963-64	28			174				149-186	.801						497	17.8
<b>Totals</b>	<b>97</b>			<b>567</b>				<b>527-643</b>	<b>.820</b>						<b>1661</b>	<b>17.1</b>



<b>6. Mark Mocnik</b>			<b>6-5</b>	<b>F</b>	<b>Fayetteville, N.C.</b>	<b>1988-93 (4)</b>				<b>1,635</b>						
Year	GP	GS	MIN-Avg	FGM-FGA	Pct.	3FG-3FGA	Pct.	FTM-FTA	Pct.	Reb	Rpg	Ast	St	BS	Pts	Ppg
1988-89	30	1	652-21.7	115-274	.420	60-140	.429	62-71	.873	72	2.4	62	17	1	352	11.7
1989-90	28	28	868-31.0	132-346	.382	62-171	.363	49-62	.790	109	3.9	68	22	7	377	13.5
1990-91			DN P - Medical Redshirt													
1991-92	31	31	977-31.5	165-364	.453	96-229	.419	69-97	.711	115	3.7	42	44	14	495	16.0
1992-93	27	27	749-27.7	144-323	.446	77-207	.372	46-60	.767	110	4.1	33	19	11	411	15.2
<b>Totals</b>	<b>116</b>	<b>87</b>	<b>3246-28.0</b>	<b>556-1307</b>	<b>.425</b>	<b>295-747</b>	<b>.395</b>	<b>226-290</b>	<b>.779</b>	<b>406</b>	<b>3.5</b>	<b>205</b>	<b>102</b>	<b>33</b>	<b>1635</b>	<b>14.1</b>



<b>7. Henry Wilson</b>			<b>6-7</b>	<b>F</b>	<b>Hopkins, S.C.</b>	<b>1985-89 (4)</b>				<b>1,604</b>						
Year	GP	GS	MIN-Avg	FGM-FGA	Pct.	3FG-3FGA	Pct.	FTM-FTA	Pct.	Reb	Rpg	Ast	St	BS	Pts	Ppg
1985-86	27	24	727-26.9	72-144	.500			34-52	.654	149	5.5	16	13	41	178	6.6
1986-87	30	30	951-31.7	167-318	.525	0-0	.000	99-152	.651	239	8.0	24	37	52	433	14.4
1987-88	27	27	928-34.4	191-333	.574	0-1	.000	111-162	.685	183	6.8	49	27	47	493	18.3
1988-89	27	26	851-31.1	191-343	.557	0-0	.000	118-165	.715	153	5.7	35	12	16	500	18.5
<b>Totals</b>	<b>111</b>	<b>107</b>	<b>3457-31.1</b>	<b>621-1138</b>	<b>.546</b>	<b>0-1</b>	<b>.000</b>	<b>362-531</b>	<b>.682</b>	<b>724</b>	<b>6.5</b>	<b>124</b>	<b>89</b>	<b>156</b>	<b>1604</b>	<b>14.5</b>



<b>8. Danny Gaither</b>			<b>6-4</b>	<b>F</b>	<b>Olney, Md.</b>	<b>1970-74 (4)</b>				<b>1,601</b>						
Year	GP	GS	MIN-Avg	FGM-FGA	Pct.	3FG-3FGA	Pct.	FTM-FTA	Pct.	Reb	Rpg	Ast	St	BS	Pts	Ppg
1970-71	26			152-305	.498			57-85	.671	201	7.7				361	13.9
1971-72	28			187				96-124	.774						469	16.8
1972-73	21			134-294	.456			56-77	.727	186	8.9				324	15.4
1973-74	27			184-386	.477			79-98	.806	224	8.3				447	16.6
<b>Totals</b>	<b>102</b>			<b>657</b>				<b>288-384</b>	<b>.750</b>						<b>1601</b>	<b>15.7</b>



<b>9. Andrew Broadie</b>			<b>6-8</b>	<b>C</b>	<b>Raleigh, N.C.</b>	<b>1969-73 (4)</b>				<b>1,589</b>						
Year	GP	GS	MIN-Avg	FGM-FGA	Pct.	3FG-3FGA	Pct.	FTM-FTA	Pct.	Reb	Rpg	Ast	St	BS	Pts	Ppg
1969-70	31			160				52-95	.547						372	12.0
1970-71	27			167-296	.564			72-105	.686	269	10.0				406	15.0
1971-72	26			179				80-117	.684						438	16.8
1972-73	27			166-388	.428			41-64	.641	243	9.0				373	13.8
<b>Totals</b>	<b>111</b>			<b>679</b>				<b>245-381</b>	<b>.643</b>						<b>1589</b>	<b>14.3</b>

# 1,000 Point Club




10. Cordell Wise		6-2	F	Riverside, N.J.	1967-70 (3)	1,584										
Year	GP	GS	MIN-Avg	FGM-FGA	Pct.	3FG-3FGA	Pct.	FTM-FTA	Pct.	Reb	Rpg	Ast	St	BS	Pts	Ppg
1967-68	26			197				79-120	.658						473	18.2
1968-69	27			204-458	.445			96-126	.762	305	11.3				504	18.7
1969-70	31			259				89-112	.795						607	19.6
<b>Totals</b>	<b>84</b>			<b>660</b>				<b>264-358</b>	<b>.737</b>						<b>1584</b>	<b>18.9</b>



11. Clarence Grier		6-6	F	Greensboro, N.C.	1983-87 (4)	1,514										
Year	GP	GS	MIN-Avg	FGM-FGA	Pct.	3FG-3FGA	Pct.	FTM-FTA	Pct.	Reb	Rpg	Ast	St	BS	Pts	Ppg
1983-84	26	23	612-23.5	96-234	.410			58-82	.707	68	2.6	31	11	10	250	9.6
1984-85	26	13	448-17.2	71-171	.415			35-50	.700	64	2.5	17	13	10	177	6.8
1985-86	24	14	643-26.8	132-298	.443			84-107	.785	103	4.3	26	12	12	348	14.5
1986-87	30	30	1007-33.6	287-573	.501	7-20	.350	158-208	.760	150	5.0	30	27	23	739	24.6
<b>Totals</b>	<b>106</b>	<b>80</b>	<b>2710-25.6</b>	<b>586-1276</b>	<b>.459</b>	<b>7-20</b>	<b>.350</b>	<b>335-447</b>	<b>.749</b>	<b>385</b>	<b>3.6</b>	<b>104</b>	<b>63</b>	<b>55</b>	<b>1514</b>	<b>14.3</b>



12. Adam Fellers		6-2	G	Fayetteville, N.C.	1998-02 (4)	1,495										
Year	GP	GS	MIN-Avg	FGM-FGA	Pct.	3FG-3FGA	Pct.	FTM-FTA	Pct.	Reb	Rpg	Ast	St	BS	Pts	Ppg
1998-99	27	2	609-22.6	79-213	.371	60-160	.375	12-15	.800	43	1.6	25	14	0	230	8.5
1999-00	28	27	1015-36.3	146-354	.412	96-240	.400	52-60	.867	76	2.7	52	28	0	440	15.7
2000-01	28	28	1050-37.5	136-330	.412	66-216	.306	76-90	.844	66	2.4	57	25	1	434	15.5
2001-02	27	27	822-30.4	130-317	.410	74-189	.392	57-68	.838	60	2.2	41	14	1	391	14.5
<b>Totals</b>	<b>110</b>	<b>84</b>	<b>3496-31.8</b>	<b>491-1214</b>	<b>.404</b>	<b>296-805</b>	<b>.368</b>	<b>197-233</b>	<b>.845</b>	<b>245</b>	<b>2.2</b>	<b>175</b>	<b>81</b>	<b>2</b>	<b>1495</b>	<b>13.6</b>



13. Allen McRae		6-6	F	Mullins, S.C.	1967-72 (4)	1,455										
Year	GP	GS	MIN-Avg	FGM-FGA	Pct.	3FG-3FGA	Pct.	FTM-FTA	Pct.	Reb	Rpg	Ast	St	BS	Pts	Ppg
1967-68	26			82				50-77	.649						214	8.2
1968-69	29			214				108-145	.745						536	18.5
1969-70	29			161				118-149	.792						440	15.2
1971-72	20			106				53-76	.697						265	13.3
<b>Totals</b>	<b>104</b>			<b>563</b>				<b>329-447</b>	<b>.736</b>						<b>1455</b>	<b>14.0</b>



14. Scott Neely		6-3	G	Granger, Ind.	1991-96 (4)	1,377										
Year	GP	GS	MIN-Avg	FGM-FGA	Pct.	3FG-3FGA	Pct.	FTM-FTA	Pct.	Reb	Rpg	Ast	St	BS	Pts	Ppg
1991-92	31	18	767-24.7	75-184	.408	31-76	.408	29-34	.853	118	3.8	59	25	2	210	6.8
1992-93	27	21	687-25.4	97-229	.424	53-118	.449	27-37	.730	86	3.2	35	14	1	274	10.1
1993-94	29	25	962-33.2	163-344	.474	81-173	.468	64-84	.762	135	4.7	61	34	3	471	16.2
1994-95			DNP - Medical Redshirt													
1995-96	28	28	930-33.2	144-321	.449	79-186	.425	55-70	.786	116	4.1	61	24	1	422	15.1
<b>Totals</b>	<b>115</b>	<b>92</b>	<b>3346-29.1</b>	<b>479-1078</b>	<b>.444</b>	<b>244-553</b>	<b>.441</b>	<b>175-225</b>	<b>.778</b>	<b>455</b>	<b>4.0</b>	<b>216</b>	<b>97</b>	<b>7</b>	<b>1377</b>	<b>12.0</b>



15. Ron Curtis		6-6	F	Washington, D.C.	1978-82 (4)	1,239										
Year	GP	GS	MIN-Avg	FGM-FGA	Pct.	3FG-3FGA	Pct.	FTM-FTA	Pct.	Reb	Rpg	Ast	St	BS	Pts	Ppg
1978-79	26	25	771-29.7	110-226	.487			57-97	.588	221	8.5	35			277	10.7
1979-80	27	27	699-25.8	88-187	.471			49-78	.628	201	7.4	18			225	8.3
1980-81	27	26	792-29.3	126-248	.508			96-119	.807	187	6.9	33	22	4	348	12.9
1981-82	27	27	938-34.7	144-271	.531			101-149	.678	200	7.4	45	30	6	389	14.4
<b>Totals</b>	<b>107</b>	<b>105</b>	<b>3200-29.9</b>	<b>468-932</b>	<b>.502</b>			<b>303-443</b>	<b>.684</b>	<b>809</b>	<b>7.6</b>	<b>131</b>			<b>1239</b>	<b>11.6</b>



16. John Heckstall		6-6	F	Colerain, N.C.	1975-79 (4)	1,200										
Year	GP	GS	MIN-Avg	FGM-FGA	Pct.	3FG-3FGA	Pct.	FTM-FTA	Pct.	Reb	Rpg	Ast	St	BS	Pts	Ppg
1975-76	25			61-115	.530			49-69	.710	101	4.0				171	6.8
1976-77	33			161-314	.513			69-112	.616	258	7.8				391	11.8
1977-78	24			114-273	.418			81-118	.686	194	8.1				309	12.9
1978-79	26			126-271	.465			77-107	.720	181	7.0				329	12.7
<b>Totals</b>	<b>108</b>			<b>462-973</b>	<b>.475</b>			<b>276-406</b>	<b>.680</b>	<b>734</b>	<b>6.8</b>				<b>1200</b>	<b>11.1</b>



17. Wayne Sanford		6-4	F	Coats, N.C.	1971-76 (4)	1,195										
Year	GP	GS	MIN-Avg	FGM-FGA	Pct.	3FG-3FGA	Pct.	FTM-FTA	Pct.	Reb	Rpg	Ast	St	BS	Pts	Ppg
1971-72	29			37				51-79	.646						125	4.3
1972-73	27			88-198	.444			52-73	.712	198	7.3				228	8.4
1973-74			DNP - Injured													
1974-75	31			160-325	.492			78-107	.729	206	6.6				398	12.8
1975-76	27			142-281	.505			75-109		255	9.4				444	16.4
<b>Totals</b>	<b>114</b>			<b>427</b>				<b>256-368</b>	<b>.696</b>						<b>1195</b>	<b>10.5</b>



18. Tony Britto		7-0	C	Providence, R.I.	1978-82 (4)	1,191										
Year	GP	GS	MIN-Avg	FGM-FGA	Pct.	3FG-3FGA	Pct.	FTM-FTA	Pct.	Reb	Rpg	Ast	St	BS	Pts	Ppg
1978-79	26	22	582-22.4	88-193	.456			26-46	.565	148	5.7	41			202	7.8
1979-80	27	26	854-31.6	131-285	.460			49-73	.671	226	8.4	77			311	11.5
1980-81	24	24	757-31.5	114-215	.530			46-70	.657	198	8.3	40	16	22	274	11.4
1981-82	27	27	1004-37.2	164-302	.543			76-120	.633	203	7.5	51	17	21	404	15.0
<b>Totals</b>	<b>104</b>	<b>99</b>	<b>3197-30.7</b>	<b>497-995</b>	<b>.499</b>			<b>197-309</b>	<b>.638</b>	<b>775</b>	<b>7.5</b>	<b>209</b>			<b>1191</b>	<b>11.5</b>

## 1,000 Point Club



19. Peter Wish		6-0	G	Camden, N.J.	1962-67 (4)				1,188							
Year	GP	GS	MIN-Avg	FGM-FGA	Pct.	3FG-3FGA	Pct.	FTM-FTA	Pct.	Reb	Rpg	Ast	St	BS	Pts	Ppg
1962-63	24			19				11-28	.393						49	2.0
1964-65	27			195				117-153	.765						507	18.8
1965-66	25			161				104-143	.727						426	17.0
1966-67	27			82				42-53	.792						206	7.2
<b>Totals</b>	<b>103</b>			<b>457</b>				<b>274-377</b>	<b>.727</b>						<b>1188</b>	<b>11.5</b>



20. Tarick Johnson		6-4	G	Fayetteville, N.C.	2000-04 (4)				1,180							
Year	GP	GS	MIN-Avg	FGM-FGA	Pct.	3FG-3FGA	Pct.	FTM-FTA	Pct.	Reb	Rpg	Ast	St	BS	Pts	Ppg
2000-01	26	0	315-12.1	56-124	.452	9-26	.346	17-28	.607	51	2.0	23	12	1	138	5.3
2001-02	27	10	541-20.0	112-265	.423	24-70	.343	48-64	.750	89	3.3	15	29	7	296	11.0
2002-03	27	27	894-33.1	180-390	.462	23-64	.359	79-114	.693	138	5.1	48	31	16	462	17.1
2003-04	23	20	607-26.4	104-259	.402	29-87	.333	47-62	.758	132	5.7	28	17	6	284	12.3
<b>Totals</b>	<b>103</b>	<b>57</b>	<b>2357-22.9</b>	<b>452-1038</b>	<b>.435</b>	<b>85-247</b>	<b>.344</b>	<b>191-268</b>	<b>.713</b>	<b>410</b>	<b>3.9</b>	<b>114</b>	<b>89</b>	<b>30</b>	<b>1180</b>	<b>11.5</b>



21. Don Whaley		6-3	F	Kinston, N.C.	1973-77 (4)				1,118							
Year	GP	GS	MIN-Avg	FGM-FGA	Pct.	3FG-3FGA	Pct.	FTM-FTA	Pct.	Reb	Rpg	Ast	St	BS	Pts	Ppg
1973-74	23			22-45	.489			13-19	.684	52	2.3				57	2.5
1974-75	31			95-187	.508			41-64	.641	84	2.7				231	7.5
1975-76	26			118-224	.527			56-81	.691	132	5.1				292	11.2
1976-77	33			220-440	.500			98-132	.742	224	6.8				538	16.3
<b>Totals</b>	<b>113</b>			<b>455-896</b>	<b>.508</b>			<b>208-296</b>	<b>.703</b>	<b>492</b>	<b>4.4</b>				<b>1118</b>	<b>9.9</b>



22. Brad Childress		5-9	G	Misenheimer, N.C.	1986-90 (4)				1,105							
Year	GP	GS	MIN-Avg	FGM-FGA	Pct.	3FG-3FGA	Pct.	FTM-FTA	Pct.	Reb	Rpg	Ast	St	BS	Pts	Ppg
1986-87	30	30	1095-36.5	93-195	.477	25-49	.510	44-59	.746	93	3.1	138	56	0	255	8.5
1987-88	27	27	996-36.9	112-245	.457	22-58	.379	58-67	.866	99	3.7	130	51	1	304	11.3
1988-89	30	28	1063-35.4	96-228	.421	33-83	.398	46-60	.767	91	3.0	172	77	1	271	9.0
1989-90	28	28	939-33.5	84-193	.435	43-91	.473	62-75	.827	84	3.0	103	59	1	275	9.8
<b>Totals</b>	<b>115</b>	<b>113</b>	<b>4093-35.6</b>	<b>385-861</b>	<b>.447</b>	<b>123-281</b>	<b>.438</b>	<b>210-261</b>	<b>.805</b>	<b>367</b>	<b>3.2</b>	<b>543</b>	<b>243</b>	<b>3</b>	<b>1105</b>	<b>9.6</b>



23. Corey Best		6-3	G	Wilson, N.C.	1994-98 (4)				1,099							
Year	GP	GS	MIN-Avg	FGM-FGA	Pct.	3FG-3FGA	Pct.	FTM-FTA	Pct.	Reb	Rpg	Ast	St	BS	Pts	Ppg
1994-95	25	7	614-24.6	77-230	.335	8-34	.235	43-65	.662	91	3.6	48	13	0	205	8.2
1995-96	28	28	843-30.1	130-326	.399	23-73	.315	85-110	.773	153	5.5	41	35	8	368	13.1
1996-97	27	24	851-31.5	119-290	.410	33-88	.375	94-116	.810	138	5.1	80	29	9	365	13.5
1997-98	20	18	531-26.6	52-154	.338	10-52	.192	47-76	.618	75	3.8	54	24	2	161	8.1
<b>Totals</b>	<b>100</b>	<b>77</b>	<b>2839-28.4</b>	<b>378-1000</b>	<b>.378</b>	<b>74-247</b>	<b>.300</b>	<b>269-367</b>	<b>.733</b>	<b>457</b>	<b>4.6</b>	<b>223</b>	<b>101</b>	<b>19</b>	<b>1099</b>	<b>11.0</b>



24. Marshall Lovett		5-11	G	Fayetteville, N.C.	1972-76 (4)				1,064							
Year	GP	GS	MIN-Avg	FGM-FGA	Pct.	3FG-3FGA	Pct.	FTM-FTA	Pct.	Reb	Rpg	Ast	St	BS	Pts	Ppg
1972-73	27			80-162	.494			58-76	.763	74	2.7				218	8.1
1973-74	9			44-96	.458			8-15	.533	42	4.7				96	10.7
1974-75	31			141-257	.549			106-133	.797	78	2.5				388	12.5
1975-76	26			137-255	.537			88-111	.793	74	2.8				362	13.9
<b>Totals</b>	<b>93</b>			<b>402-770</b>	<b>.522</b>			<b>260-335</b>	<b>.776</b>	<b>268</b>	<b>2.9</b>				<b>1064</b>	<b>11.4</b>

### All-Time 500-Point Seasons

(Senior College / 1961-2010)

	Name	Year	Points
1.	Clarence Grier	1986-87	739
2.	Jonathan Rodriguez	2007-08	626
3.	Cordell Wise	1969-70	607
4.	Sam Staggers	1976-77	602
5.	Joe Spinks	1993-94	584
6.	Sam Staggers	1974-75	574
7.	Don Whaley	1976-77	538
8.	Allen McRae	1968-69	536
	Jonathan Rodriguez	2006-07	536
10.	Jonathan Rodriguez	2009-10	522
12.	Peter Wish	1964-65	507
13.	Cordell Wise	1968-69	504
13.	Maurice Latham	2005-06	503



Jonathan Rodriguez (above), Cordell Wise and Sam Staggers are the only Camels to score 500 or more points in a season more than once in their careers.

## Team Records (NCAA Division I / 1977-2011)

### Game

Points (Overall): 133 vs. Methodist (12/2/87)  
 Points (Road): 100 vs. Baptist (1/13/79)  
 Points (In loss): 99 (99-110) vs. Northwestern (LA) State (12/14/77); 99 (99-105) vs. Stetson (1/20/79); 99 (99-103) vs. Belmont (OT) (2/18/06)  
 Points (Combined): 217 (133-84) vs. Methodist (12/2/87)  
 Points (1st half): 67 vs. Methodist (12/2/87)  
 Points (2nd half): 66 vs. Methodist (12/2/87)  
 Points (Overtime): 19 vs. Jacksonville State (12/4/00)  
 Points (A-Sun Opponent): 104 vs. Stetson (2/8/07)  
 Points (A-Sun Opponent / Road): 95 at Lipscomb (1/4/06)  
 Fewest Points (Home): 36 vs. High Point (12/1/80)  
 Fewest Points (Road): 36 at North Carolina State (11/18/98); 36 at UNC Wilmington (12/11/02)  
 Fewest Points (1st half): 8 at College of Charleston (1/29/98)  
 Fewest Points (2nd half): 13 vs. Wake Forest (12/9/89)  
 Fewest Points (Overtime): 3 vs. Wisconsin-Green Bay (1/27/83)  
 Largest Win Margin: 52 (114-62) vs. Ferrum (1/3/94)  
 Largest Win Margin (Division I Opponent): 43 (87-44) at Kennesaw State (1/31/09)  
 Largest Win Margin (Gore Arena): 30 (85-55) vs. Stetson (1/22/11)  
 Largest Win Margin (A-Sun Opponent): 43 (87-44) at Kennesaw State (1/31/09)  
 Largest Road Win Margin: 43 (87-44) at Kennesaw State (1/31/09)  
 Largest Loss Margin: 55 (44-99) at North Carolina State (11/26/04)  
 Largest Loss Margin (Carter Gym): 39 (58-97) vs. College of Charleston (2/3/97)  
 Largest Loss Margin (Gore Arena): 25 (50-75) vs. Belmont (1/30/10)  
 Field Goals Made: 54 vs. Methodist (12/2/87)  
 Field Goals Attempted: 88 vs. Methodist (12/2/87)  
 Field Goal Percentage: 70.0 (28-40) vs. Brooklyn (1/20/86)  
 Field Goal Percentage (A-Sun opponent): 65.0 (26-40) at Georgia State (1/4/00)  
 3-Pt. Field Goals Made: 16 at Winthrop (2/22/93)  
 3-Pt. Field Goals Attempted: 38 vs. East Tennessee State (1/7/06)  
 3-Pt. Field Goal Percentage: 80.0 (8-10) vs. Charleston Southern (1/25/92)  
 Free Throws Made: 36 vs. Lipscomb (1/31/04)  
 Free Throws Attempted: 49 vs. Towson State (12/3/83); 49 vs. Baptist (1/13/90)  
 Free Throw Percentage  
 (10-19 attempts): 100.0 (11-11) vs. College of Charleston (1/27/96)  
 (20-29 attempts): 95.2 (20-21) vs. Mercer (1/30/03)  
 (30-39 attempts): 86.8 (33-38) at Lipscomb (1/23/10)  
 (40 or more attempts): 77.5 (31-40) vs. Virginia Military (2/19/81)  
 Rebounds: 62 vs. Methodist (12/8/80); 62 vs. Methodist (12/1/86)  
 Assists: 34 vs. Methodist (12/2/87)  
 Steals: 20 vs. Pembroke State (2/5/79)  
 Blocked Shots: 13 vs. Methodist (12/1/86)  
 Longest Game: 55 minutes (84-95 loss, 3ot) vs. Radford (2/11/88)  
 Turnovers: 37 at Vanderbilt (12/19/98)  
 Fewest Turnovers: 3 at Samford (2/2/95)  
 Personal Fouls: 39 vs. Northwestern (LA) State (12/14/77)  
 Fouled Out: 5 vs. Northwestern (LA) State (12/14/77)

### Season

Most Victories: 20 (1993-94)  
 Most Victories (Regular Season): 19 (2009-10)  
 Most Victories (A-Sun): 14 (2009-10)  
 Fewest Victories: 2 (2004-05)  
 Fewest Losses: 9 (1993-94)

Most Losses: 25 (2004-05)  
 Best Winning Percentage: 69.0 (1993-94)  
 Worst Winning Percentage: 07.4 (2-25) in 2004-05  
 Longest Winning Streak: 7 games (1993-94), (1995-96)  
 Longest Losing Streak: 22 games (2004-05)  
 Most Points: 2,433 (2006-07)  
 Highest Scoring Average: 82.8 (2005-06)  
 Field Goals Made: 854 (1986-87)  
 Field Goals Attempted: 1,837 (2005-06)  
 Field Goal Percentage: 48.7 (812-1668) in 1988-89  
 3-Pt. Field Goals Made: 276 (2005-06)  
 3-Pt. Field Goals Attempted: 787 (2005-06)  
 3-Pt. Field Goal Percentage: 44.4 (115-259) in 1986-87  
 Free Throws Made: 577 (2006-07)  
 Free Throws Attempted: 799 (2006-07)  
 Free Throw Percentage: 72.2 (577-799) (2006-07)  
 Rebounds: 1,109 (2006-07)  
 Assists: 509 (2006-07)  
 Steals: 314 (2009-10)  
 Blocked Shots: 155 (2010-11)  
 Games (Regular Season): 29 (2006-07, 2007-08, 2008-09, 2009-10)  
 Games (With Post Season): 31 (1991-92, 2006-07, 2010-11)  
 Minutes Played: 6,275 (2006-07)  
 Turnovers: 553 (2006-07)  
 Personal Fouls: 680 (2010-11)  
 Fouled Out: 28 (1979-80)

### Campbell 100-Point Games

Score	FG	FT	Opponent	Date	Site
133-84	54 (4)	21	Methodist	12/2/87	Carter Gym
114-62	40 (6)	28	Ferrum	1/3/94	Carter Gym
107-65	40 (10)	17	Ohio Valley	12/30/06	Carter Gym
106-87	41	24	Pembroke State	2/5/79	Carter Gym
106-66	38 (9)	21	UNC Pembroke	11/11/06	Carter Gym
105-74	40 (4)	21	Methodist	12/1/86	Carter Gym
104-82	30 (15)	29	Stetson	2/8/07	Carter Gym
101-88	31 (12)	27	Radford	12/18/06	Carter Gym
100-78	41	18	Baptist	1/13/79	Charleston, S.C.
100-94	32 (8)	28	UNC Wilmington	11/20/06	Carter Gym

(Three-point field goals in parenthesis)

### Campbell Opponent 100-Point Games

Score	FG	FT	Opponent	Date	Site
82-120	42 (21)	15	Troy State	1/28/04	Troy, Ala.
82-119	48 (10)	13	San Diego State	12/12/06	San Diego, Calif.
99-110	37	36	Northwestern State	12/14/77	Natchitoches, La.
96-110	41 (9)	19	East Tennessee State	1/7/06	Carter Gym
83-108	47	14	North Carolina State	12/9/78	Raleigh, N.C.
73-108	41 (6)	20	Florida State	12/22/05	Tallahassee, Fla.
73-107	36 (14)	21	Troy State	1/3/04	Carter Gym
56-106	39 (16)	12	Central Florida	2/28/04	Orlando, Fla.
99-105(ot)	39	27	Stetson	1/20/79	DeLand, Fla.
67-105	41 (13)	10	East Carolina	1/2/92	Greenville, N.C.
66-105	43	19	Marshall	2/13/82	Huntington, W.Va.
80-103	36 (13)	18	Florida International	1/17/98	Carter Gym
99-103(ot)	37 (8)	21	Belmont	2/18/06	Carter Gym
91-102	37 (11)	17	Belmont	1/2/06	Nashville, Tenn.
62-101	38 (9)	16	Wake Forest	12/10/88	Winston-Salem, N.C.
71-100	43	14	North Carolina State	12/19/79	Raleigh, N.C.
65-100	35	30	Western Carolina	1/19/81	Cullowhee, N.C.
75-100	39 (14)	8	Troy State	2/1/03	Carter Gym
76-100	37 (9)	17	East Tennessee State	1/9/07	Carter Gym

## Individual Records (NCAA Division I / 1977-2011)

*Note: Campbell's all-time school record for points scored in a game is 46 held by Johnny Marshbanks vs. Mars Hill (12/1/67) during the NAIA days and by George Lehmann vs. Brewton-Parker (1/15/60) in junior college period. Campbell's all-time record for rebounds in a game is 26 by Cordell Wise vs. High Point in '68.*

### Game

Points (Overall): 39 by Clarence Grier vs. Virginia Wesleyan (1/7/87)  
 Points (Road): 37 by Adam Fellers at UNC Asheville (11/18/00)  
 Points (A-Sun): 35 by Adam Fellers vs. Jacksonville State (12/4/00)  
 Points (A-Sun Road): 34 by Jonathan Rodriguez at Gardner-Webb (2/16/08)  
 Points (A-Sun Tournament): 25 by Scott Neely at Stetson (2/29/96)  
 Points (Big South): 38 by Clarence Grier vs. Radford (2/2/87)  
 Points (Big South Tournament): 32 by Henry Wilson vs. UNC Asheville (2/27/87); 32 by Scott Neely vs. Radford (3/5/94)  
 Points (Two Players): 60 by Henry Wilson (30) and Mark Mocnik (30) vs. Augusta (3/2/89)  
 Points (Three Players): 72 by Fred Whitfield (26), Ron Curtis (24) and John Heckstall (22) vs. Stetson (1/20/79); 72 by Henry Wilson (30), Mark Mocnik (30) and Brad Childress (12) vs. Augusta (3/2/89)  
 Points (Four Players): 91 by Fred Whitfield (26), Ron Curtis (24), John Heckstall (22) and Darrell Mauldin (19) vs. Stetson (1/20/79)  
 Field Goals Made: 16 by Clarence Grier vs. East Carolina (12/17/86); 16 by Tarick Johnson vs. Lipscomb (2/12/03)  
 Field Goals Attempted: 33 by Joe Spinks vs. Liberty (3/7/94)  
 FG Percentage  
 (10-14 attempts): 100.0 (10-10) by Billy Ellison vs. Mount Olive (2/6/92); 91.7 (11-12) by Adam Fellers vs. Florida Atlantic (2/7/02)  
 (15-19 attempts): 86.7 (13-15) by Henry Wilson vs. Radford (1/30/89)  
 (20-24 attempts): 65.0 (13-20) by Clarence Grier vs. Howard (12/8/86)  
 (25 or more attempts): 57.7 (15-26) by Clarence Grier vs. Virginia Wesleyan (1/7/87)  
 3-Pt. Field Goals Made: 11 by Scott Neely at Coastal Carolina (1/29/94)  
 3-Pt. Field Goals Attempted: 17 by Scott Neely at Coastal Carolina (1/29/94); 17 by Adam Fellers vs. Troy State (1/27/01)  
 3-Pt. Field Goal Percentage (Min.10 att.): 64.7 (11-17) by Scott Neely at Coastal Carolina (1/29/94)  
 Free Throws Made: 15 by Corey Best at Wofford (1/20/97)  
 Free Throws Attempted: 20 by Ron Curtis vs. East Carolina (1/20/82)  
 Free Throw Percentage (Min. 10 att.):  
 100.0 (12-12) by Keys Benston vs. Northwestern (LA) State (12/14/77)  
 100.0 (10-10) by Larry Canady vs. UNC Wilmington (2/20/84)  
 100.0 (10-10) by Mark Mocnik vs. Coastal Carolina (2/25/89)  
 100.0 (10-10) by Scott Neely at Maryland Baltimore County (2/21/94)  
 100.0 (10-10) by Corey Best at Coastal Carolina (11/25/97)  
 100.0 (10-10) by Maurice Latham vs. Belmont (2/18/06)  
 100.0 (10-10) by Jonathan Rodriguez vs. Stetson (2/8/07)  
 Rebounds: 19 by Henry Wilson vs. Methodist (12/1/86)  
 Rebounds (A-Sun): 18 by Jonathan Rodriguez at Belmont (2/28/08)  
 Assists (Home): 16 by Dan Pogue vs. UNC Asheville (2/8/93)  
 Assists (Road): 13 by Dan Pogue at UNC Greensboro (2/24/94)  
 Steals: 10 by Ledell Eackles vs. UNC Pembroke (11/11/06)  
 Blocked Shots: 7 by Tony Britto vs. East Tennessee State (12/17/79); 7 by Kelvin Nash vs. Texas Christian (12/18/84); 7 by Henry Wilson vs. Methodist (12/1/86); 7 by Jamie Simmons vs. Elon (12/3/99), 7 by Kyle Vejraska vs. East Tennessee State (2/23/09)  
 Minutes Played: 55 by Brad Childress vs. Radford (2/11/88)  
 Turnovers: 11 by Dan Pogue vs. UNC Wilmington (11/29/94)

### Season

Points (Overall): 739 by Clarence Grier (1986-87)  
 Scoring Average: 24.6 by Clarence Grier (1986-87)  
 Points (Freshman): 536 by Jonathan Rodriguez (2006-07)  
 Points (Sophomore): 626 by Jonathan Rodriguez (2006-08)  
 Points (Junior): 495 by Mark Mocnik (1991-92)

Points (Senior): 739 by Clarence Grier (1986-87)  
 20-Point Games: 20 by Clarence Grier (1986-87)  
 30-Point Games: 8 by Clarence Grier (1986-87)  
 Consecutive 20-Point Games: 7 by Clarence Grier (1986-87)  
 Games Scoring in Double Figures: 30 by Clarence Grier (1986-87)  
 Field Goals Made: 287 by Clarence Grier (1986-87)  
 Field Goals Attempted: 573 by Clarence Grier (1986-87)  
 Field Goal Percentage: 65.7 (92-140) by Damien Hannibal (1999-00)  
 3-Pt. Field Goals Made: 107 by Eric Smith (2005-06)  
 3-Pt. Field Goals Attempted: 268 by Eric Smith (2005-06)  
 3-Pt. Field Goal Percentage: 51.0 (25-49) by Brad Childress (1986-87); 47.3 (43-91) by Brad Childress (1989-90); 46.8 (81-173) by Scott Neely ('93-94)  
 Free Throws Made: 208 by Jonathan Rodriguez (2007-08)  
 Free Throws Attempted: 272 by Jonathan Rodriguez (2007-08)  
 Free Throw Percentage:  
 (75-99 attempts): 92.1 (70-76) by Darrell Mauldin (1978-79)  
 (100-199 attempts): 81.0 (94-116) by Corey Best (1996-97)  
 (200 or more attempts): 77.9 (173-222) by Jonathan Rodriguez (2009-10)  
 Consecutive Free Throws Made: 26 by Darrell Mauldin (1978-79); 22 by Adam Fellers (2000-01); 22 by Eric Smith (2006-07)  
 Rebounds: 304 by Jonathan Rodriguez (2007-08)  
 Rebound Average: 10.1 by Jonathan Rodriguez (2007-08)  
 Offensive Rebounds: 112 by Maurice Latham (2005-06)  
 Assists: 207 by Dan Pogue (1993-94)  
 Steals: 94 by Ledell Eackles (2006-07)  
 Blocked Shots: 61 by Eric Griffin (2010-11)  
 Minutes Played: 1,095 by Brad Childress (1986-87)  
 Games Played: 31 by Keith Ison, Steve Martin, Mark Mocnik, Scott Neely, Joe Spinks (1991-92); by Reggie Bishop, Ledell Eackles, Stephon Griffin, Jonathan Rodriguez, Eric Smith, Kyle Vejraska, Jake Wohlfeil (2006-07); by Junard Hartley, Marvelle Harris (2010-11)  
 Games Started: 31 by Mark Mocnik, Joe Spinks (1991-92); by Jonathan Rodriguez (2006-07); by Junard Hartley (2010-11)  
 Turnovers: 118 by Ledell Eackles (2005-06)  
 Personal Fouls: 108 by Diego Aguiar (2004-05)  
 Fouled Out: 11 by Juan Austin (1982-83)

### Career

Points: 2,153 by Jonathan Rodriguez (2006-10)  
 Scoring Average: 17.8 by Jonathan Rodriguez (2006-10)  
 20-Point Games: 48 by Jonathan Rodriguez (2006-10)  
 30-Point Games: 8 by Clarence Grier (1983-87)  
 Consecutive Double Figure Scoring Games: 43 by Jonathan Rodriguez (2007-08 & 2008-09)  
 Field Goals Made: 712 by Jonathan Rodriguez (2006-10)  
 Field Goals Attempted: 1,490 by Jonathan Rodriguez (2006-10)  
 Field Goal Percentage: 54.6 (621-1138) by Henry Wilson (1985-89)  
 3-Pt. Field Goals Made: 316 by Adam Fellers (1998-02)  
 3-Pt. Field Goals Attempted: 805 by Adam Fellers (1998-02)  
 3-Pt. Field Goal Percentage: 46.0 (52-113) by Larry Spencer (1984-87)  
 Free Throws Made: 653 by Jonathan Rodriguez (2006-10)  
 Free Throws Attempted: 860 by Jonathan Rodriguez (2006-10)  
 Free Throw Percentage: 84.5 (197-233) by Adam Fellers (1998-02)  
 Consecutive Free Throws Made: 35 by John Huffstetler (1984-85 & '85-86)  
 Rebounds: 1066 by Jonathan Rodriguez (2006-10)  
 Rebound Average: 8.8 by Jonathan Rodriguez (2006-10)  
 Offensive Rebounds: 332 by Jonathan Rodriguez (2006-10)  
 Assists: 709 by Dan Pogue (1992-96)  
 Steals: 243 by Brad Childress (1986-90)  
 Blocked Shots: 156 by Henry Wilson (1985-89)  
 Games Played: 121 by Jonathan Rodriguez, Kyle Vejraska (2006-10) and Junard Hartley (2007-11)  
 Games Started: 121 by Jonathan Rodriguez (2006-10)  
 Turnovers: 371 by Dan Pogue (1992-96)  
 Personal Fouls: 363 by Joe Spinks (1990-94)  
 Fouled Out: 26 by Juan Austin (1982-86)

## Individual Class Records (NCAA Division I / 1977-2011)

### Freshman

	<b>Game</b>	<b>Season</b>
Points:	30 by Mark Mocnik vs. Augusta (3/2/90) 30 by Jonathan Rodriguez at Stetson (1/15/07)	536 by Jonathan Rodriguez (2006-07)
Rebounds:	18 by Ron Curtis vs. Samford (2/10/79)	272 by Jonathan Rodriguez (2006-07)
Assists:	16 by Dan Pogue vs. UNC Asheville (2/8/93)	153 by Dan Pogue (1992-93)

### Sophomore

	<b>Game</b>	<b>Season</b>
Points:	34 by Jonathan Rodriguez at UNC Asheville (12/13/07) 34 by Jonathan Rodriguez at Gardner-Webb (2/16/08)	626 by Jonathan Rodriguez (2007-08)
Rebounds:	19 by Henry Wilson vs. Methodist (12/1/86)	304 by Jonathan Rodriguez (2007-08)
Assists:	13 by Dan Pogue at UNC Greensboro (2/24/94)	207 by Dan Pogue (1993-94)

### Junior

	<b>Game</b>	<b>Season</b>
Points:	37 by Adam Fellers at UNC Asheville (11/18/00) 37 by Tarick Johnson vs. Lipscomb (2/12/03)	495 by Mark Mocnik (1991-92)
Rebounds:	18 by Mike Vandy vs. Pembroke State (12/11/82)	226 by Larry Canady (1982-83)
Assists:	12 by Junard Hartley vs. Stetson (1/16/10)	178 by Junard Hartley (2009-10)

### Senior

	<b>Game</b>	<b>Season</b>
Points:	39 by Clarence Grier vs. Virginia Wesleyan (1/7/87)	739 by Clarence Grier (1986-87)
Rebounds:	17 by Freddie Butler at Georgia State (2/4/95)	245 by Joe Spinks (1993-94)
Assists:	12 by Dan Pogue at Central Florida (2/10/96)	183 by Dan Pogue (1995-96)

### Highest Attendance at a Campbell Basketball Home Game (Top 10)

Attendance	Opponent	Date	Facility	Location
3205	Virginia Tech	Nov. 23, 2009	Pope Convocation Center / Gore Arena	Buies Creek, N.C.
3023	East Tennessee State	Feb. 19, 2010	Pope Convocation Center / Gore Arena	Buies Creek, N.C.
2778	East Carolina	Nov. 17, 2009	Pope Convocation Center / Gore Arena	Buies Creek, N.C.
2563	Chowan	Nov. 15, 2008	Pope Convocation Center / Gore Arena	Buies Creek, N.C.
2411	Stetson	Jan. 16, 2010	Pope Convocation Center / Gore Arena	Buies Creek, N.C.
2271	Jacksonville	Jan. 17, 2009	Pope Convocation Center / Gore Arena	Buies Creek, N.C.
2179	Florida Gulf Coast	Jan. 14, 2010	Pope Convocation Center / Gore Arena	Buies Creek, N.C.
2149	St. Andrews	Nov. 13, 2009	Pope Convocation Center / Gore Arena	Buies Creek, N.C.
2127	USC Upstate	Feb. 21, 2009	Pope Convocation Center / Gore Arena	Buies Creek, N.C.
2088	Kennesaw State	Feb. 17, 2010	Pope Convocation Center / Gore Arena	Buies Creek, N.C.

### Highest Attendance at a Campbell Basketball Road Game (Top 20)

Attendance	Opponent	Date	Facility	Location
22,411	at Kentucky	Dec. 29, 2004	Rupp Arena	Lexington, Ky.
15,800 (cap.)	Duke (NCAA)	Mar. 19, 1992	Greensboro Coliseum	Greensboro, N.C.
12,672	at Minnesota	Dec. 1, 1997	Williams Arena	Minneapolis, Minn.
12,400 (cap.)	at North Carolina State	Nov. 24, 1984	Reynolds Coliseum	Raleigh, N.C.
12,172	at North Carolina State	Nov. 26, 2004	RBC Center	Raleigh, N.C.
11,800	at North Carolina State	Dec. 30, 1983	Reynolds Coliseum	Raleigh, N.C.
11,495	at South Carolina	Nov. 28, 2007	Colonial Center	Columbia, S.C.
11,279	at Wake Forest	Dec. 21, 1996	LJV Memorial Coliseum	Winston-Salem, N.C.
10,443	at Tennessee	Dec. 23, 2004	Thompson-Boling Arena	Knoxville, Tenn.
9847	at Virginia Tech	Dec. 23, 2006	Cassell Coliseum	Blacksburg, Va.
9806	at Virginia Tech	Nov. 12, 2010	Cassell Coliseum	Blacksburg, Va.
9782	at Louisiana State	Dec. 16, 1992	Maravich Assembly Center	Baton Rouge, La.
9571	at Evansville	Dec. 17, 1994	Roberts Stadium	Evansville, Ind.
9314	at Duke	Jan. 13, 1997	Cameron Indoor Stadium	Durham, N.C.
8945	at Wake Forest	Nov. 25, 2000	LJV Memorial Coliseum	Winston-Salem, N.C.
8734	at Wake Forest	Nov. 20, 1999	LJV Memorial Coliseum	Winston-Salem, N.C.
8729	at South Carolina	Dec. 18, 1999	Carolina Coliseum	Columbia, S.C.
8600	at Virginia Tech	Dec. 1, 1979	Cassell Coliseum	Blacksburg, Va.
8519	at Vanderbilt	Dec. 19, 1998	Memorial Coliseum	Nashville, Tenn.
8439	at Georgia Tech	Nov. 27, 1995	The Omni	Atlanta, Ga.
8200	at North Carolina State	Nov. 28, 1981	Reynolds Coliseum	Raleigh, N.C.

## Career Leaders (NCAA Division I / 1977-2011)

### Scoring

	Name	Ht.	Pos.	Hometown	Years	Points
1.	Jonathan Rodriguez	6-5	F	Bayamon, P.R.	2006-10 (4)	2,153
2.	Joe Spinks	6-7	F	Asheboro, N.C.	1990-94 (4)	1,711
3.	Mark Mocnik	6-5	F	Fayetteville, N.C.	1988-93 (4)	1,635
4.	Henry Wilson	6-7	F	Hopkins, S.C.	1985-89 (4)	1,604
5.	Clarence Grier	6-7	F	Greensboro, N.C.	1983-87 (4)	1,514
6.	Adam Fellers	6-2	G	Fayetteville, N.C.	1998-02 (4)	1,495
7.	Scott Neely	6-3	G	Granger, Ind.	1991-96 (4)	1,377
8.	Ron Curtis	6-6	F	Washington, D.C.	1978-82 (4)	1,239
9.	Tony Britto	7-0	C	Providence, R.I.	1978-82 (4)	1,191
10.	Tarick Johnson	6-4	G	Fayetteville, N.C.	2000-04 (4)	1,180
11.	Brad Childress	5-9	G	Misenheimer, N.C.	1986-90 (4)	1,105

### 3-Point Field Goals Made

	Name	Years	3PM
1.	Adam Fellers	1998-02	316
2.	Mark Mocnik	1988-92	295
3.	Scott Neely	1991-96	244
4.	Jake Wohlfeil	2004-08	176
	Lorne Merthie	2008-	176
6.	Eric Smith	2005-07	172
7.	Reggie Bishop	2004-08	138
8.	Darrin Hucks	1996-00	132
9.	Brad Childress	1986-90	123
10.	Ruell Pringle	2004-07	109

### Three-Point Field Goals Attempted

	Name	Years	3PA
1.	Adam Fellers	1998-02	805
2.	Mark Mocnik	1988-93	747
3.	Scott Neely	1991-96	553
4.	Jake Wohlfeil	2004-08	479
5.	Eric Smith	2005-06	458
6.	Lorne Merthie	2008-	429
7.	Reggie Bishop	2004-08	380
8.	Darrin Hucks	1996-00	360
9.	Ruell Pringle	2004-07	320
10.	Dennis Hurst	1992-96	295

### Scoring Average (Min. 2 years played)

	Name	Years	Avg.
1.	Jonathan Rodriguez	2006-10	17.8
2.	Joe Spinks	1990-94	15.4
3.	Maurice Latham	2004-06	14.96
4.	Eric Smith	2005-07	14.53
5.	Henry Wilson	1985-89	14.45
6.	Andrea McGee	1983-85	14.296
7.	Clarence Grier	1983-87	14.283
8.	Mark Mocnik	1988-93	14.1
9.	Rod Gourdine	1989-91	13.95
10.	Adam Fellers	1998-02	13.6

### Rebounds

	Name	Years	Reb.
1.	Jonathan Rodriguez	2006-10	1066
2.	Joe Spinks	1990-94	954
3.	Ron Curtis	1978-82	809
4.	Tony Britto	1978-82	775
5.	Henry Wilson	1985-89	724
6.	Sanders Jackson	1985-89	630
7.	Jamie Simmons	1996-00	616
8.	Jonte' Edwards	1999-03	484
9.	Corey Best	1994-98	457
10.	Scott Neely	1991-96	455

### Field Goals Made

	Name	Years	FGM
1.	Jonathan Rodriguez	2006-10	712
2.	Joe Spinks	1990-94	647
3.	Henry Wilson	1985-89	621
4.	Clarence Grier	1983-87	586
5.	Mark Mocnik	1988-93	556
6.	Tony Britto	1978-82	497
7.	Adam Fellers	1998-02	491
8.	Scott Neely	1991-96	479
9.	Ron Curtis	1978-82	468
10.	Tarick Johnson	2000-04	452

### Rebound Average (Minimum 300 rebounds)

	Name	Years	Avg.
1.	Jonathan Rodriguez	2006-10	8.8
2.	Joe Spinks	1990-94	8.6
3.	Larry Canady	1982-84	7.9
4.	Ron Curtis	1978-82	7.6
5.	John Heckstall	1977-79	7.5
6.	Maurice Latham	2004-06	7.54
7.	Tony Britto	1978-82	7.45
8.	Henry Wilson	1985-89	6.5
9.	Sanders Jackson	1985-89	5.73
10.	Jamie Simmons	1996-00	5.65

### Free Throw Percentage (Min. 130 att.)

	Name	Years	Pct.
1.	Adam Fellers	1998-02	.845
2.	Darrell Mauldin	1977-80	.839
	Jake Wohlfeil	2004-08	.839
4.	Brad Childress	1986-90	.805
5.	Mark Mocnik	1988-93	.779
6.	Scott Neely	1991-96	.778
7.	Keys Benston	1977-80	.767
8.	Jonathan Rodriguez	2006-	.759
9.	Reggie Bishop	2004-08	.757
10.	Rod Gourdine	1989-91	.752
11.	Clarence Grier	1983-87	.749
--	Lorne Merthie	2008-	.747

### Field Goals Attempted

	Name	Years	FGA
1.	Jonathan Rodriguez	2006-10	1490
2.	Mark Mocnik	1988-93	1307
3.	Clarence Grier	1983-87	1276
4.	Joe Spinks	1990-94	1251
5.	Adam Fellers	1998-02	1214
6.	Henry Wilson	1985-89	1138
7.	Scott Neely	1991-96	1078
8.	Tarick Johnson	2000-04	1038
9.	Corey Best	1994-98	1000
10.	Tony Britto	1978-82	995

### Offensive Rebounds (since 1988-89)

	Name	Years	OR
1.	Jonathan Rodriguez	2006-10	332
2.	Joe Spinks	1990-94	238
3.	Jamie Simmons	1996-00	229
4.	Jonte' Edwards	1999-03	196
5.	Scott Neely	1991-96	178
6.	Corey Best	1994-98	177
7.	Kyle Vejraska	2006-10	173
8.	Maurice Latham	2004-06	172
9.	Diego Aguiar	2003-06	169
10.	Preston Dodson	2007-11	167

### Free Throws Made

	Name	Years	FTM
1.	Jonathan Rodriguez	2006-10	653
2.	Henry Wilson	1985-89	362
3.	Joe Spinks	1990-94	345
4.	Clarence Grier	1983-87	335
5.	Ron Curtis	1978-82	303
6.	Jonte' Edwards	1999-03	271
7.	Corey Best	1994-98	269
8.	Junard Hartley	2007-11	227
9.	Mark Mocnik	1988-93	226
10.	Brad Childress	1986-90	210

### Field Goal Percentage (Minimum 400 att.)

	Name	Years	Pct.
1.	Billy Ellison	1989-93	.5458
2.	Henry Wilson	1985-89	.5457
3.	Darrell Mauldin	1977-80	.526
4.	Jonte' Edwards	1999-03	.520
5.	Joe Spinks	1990-94	.517
6.	Rodney McCants	1977-81	.51534
7.	Fred Whitfield	1977-80	.51524
8.	Jamie Simmons	1996-00	.514
9.	Maurice Latham	2004-06	.505
10.	John Huffstetler	1984-86	.503

### 3-Point Field Goal Percentage (Min. 100 att.)

	Name	Years	Pct.
1.	Larry Spencer	1984-87	.460
2.	Scott Neely	1991-96	.441
3.	Brad Childress	1986-90	.438
4.	Keith Holdan	1995-97	.417
5.	Lorne Merthie	2008-	.410
6.	Joe Spinks	1990-94	.400
7.	Eric Smith	2005-06	.399
8.	Mark Mocnik	1988-93	.395
9.	Brooks Lee	2001-03	.3932
10.	Adam Fellers	1998-02	.3926

### Free Throws Attempted

	Name	Years	FTA
1.	Jonathan Rodriguez	2006-	860
2.	Joe Spinks	1990-94	537
3.	Henry Wilson	1985-89	531
4.	Clarence Grier	1983-87	447
5.	Ron Curtis	1978-82	443
6.	Jonte' Edwards	1999-03	426
7.	Corey Best	1994-98	367
8.	Junard Hartley	2007-11	331
9.	Tony Britto	1978-82	309
10.	Billy Ellison	1989-93	297

## Career Leaders (NCAA Division I / 1977-2011)

### Assists

Name	Years	AST
1. Dan Pogue	1992-96	701
2. Junard Hartley	2007-11	600
3. Brad Childress	1986-90	543
4. Joe Spinks	1990-94	344
5. Juan Austin	1982-86	336
6. Ledell Eackles	2005-07	294
7. Jonathan Rodriguez	2006-10	286
8. Harvey Smith	1980-84	284
9. Brooks Lee	2001-03	254
10. Rett Newton	1978-82	225

### Steals

Name	Years	ST
1. Brad Childress	1986-90	243
2. Joe Spinks	1990-94	220
3. Junard Hartley	2007-11	212
4. Jonathan Rodriguez	2006-10	175
5. Dan Pogue	1992-96	169
6. Ledell Eackles	2005-07	145
7. Lorne Merthie	2008-	138
8. Juan Austin	1982-86	123
9. Fred Whitfield	1977-80	116
Harvey Smith	1980-84	116

### Blocked Shots

Name	Years	BS
1. Henry Wilson	1985-89	156
2. Joe Spinks	1990-94	155
3. Marvin Edmonds	1988-91	113
4. Jamie Simmons	1996-00	108
5. Kyle Vejraska	2006-08	103
6. Tony Britto	1978-82	100
7. Charles Davis	1995-98	98
8. Kelvin Nash	1982-85	77
9. Jonathan Rodriguez	2006-08	75
10. Jonte' Edwards	1993-03	73

### Turnovers

Name	Years	TO
1. Dan Pogue	1992-96	371
2. Jonathan Rodriguez	2006-10	346
3. Junard Hartley	2007-11	342
4. Joe Spinks	1990-94	297
5. Brad Childress	1986-90	268
6. Tony Britto	1978-82	265
7. Henry Wilson	1985-89	264
8. Clarence Grier	1983-87	249
9. Ron Curtis	1978-82	242
10. Harvey Smith	1980-84	237

### Personal Fouls

Name	Years	PF
1. Joe Spinks	1990-94	363
2. Ron Curtis	1978-82	345
3. Henry Wilson	1985-89	338
4. Juan Austin	1982-86	325
5. Kyle Vejraska	2006-10	318
6. Tony Britto	1978-82	314
7. Junard Hartley	2007-11	309
8. Brad Childress	1986-90	304
9. Dan Pogue	1992-96	291
10. Rett Newton	1978-82	289

### Fouled Out

Name	Years	DQ
1. Juan Austin	1982-86	26
2. Ron Curtis	1978-82	21
Joe Spinks	1990-94	21
4. Henry Wilson	1985-89	19
5. Damien Hannibal	1999-01	17
6. Kelvin Nash	1982-85	16
Diego Aguiar	2003-06	16
8. Rodney McCants	1977-81	15
Rett Newton	1978-82	15
Harvey Smith	1980-84	15

### Games Played

Name	Years	Games
1. Jonathan Rodriguez	2006-10	121
Kyle Vejraska	2006-10	121
Junard Hartley	2007-11	121
4. Preston Dodson	2007-11	117
5. Mark Mocnik	1988-93	116
Reggie Bishop	2004-08	116
7. Brad Childress	1986-90	115
Scott Neely	1991-96	115
9. Henry Wilson	1985-89	111
Joe Spinks	1990-94	111

### Games Started

Name	Years	Starts
1. Jonathan Rodriguez	2006-10	121
2. Junard Hartley	2007-11	115
3. Brad Childress	1986-90	113
4. Henry Wilson	1985-89	107
5. Ron Curtis	1978-82	105
Joe Spinks	1990-94	105
7. Tony Britto	1978-82	99
8. Dan Pogue	1992-96	95
9. Scott Neely	1991-96	92
10. Mark Mocnik	1988-93	87

### Minutes Played

Name	Years	Min.
1. Brad Childress	1986-90	4093
2. Jonathan Rodriguez	2006-10	3968
3. Junard Hartley	2007-11	3536
4. Joe Spinks	1990-94	3505
5. Adam Fellers	1998-02	3496
6. Henry Wilson	1985-89	3457
7. Scott Neely	1991-96	3346
8. Dan Pogue	1992-96	3295
9. Mark Mocnik	1988-93	3246
10. Ron Curtis	1978-82	3200

### Average Minutes (Minimum 3000 minutes)

Name	Years	GP	Min.	Avg.
1. Brad Childress	1986-90	115	4093	35.6
2. Jonathan Rodriguez	2006-10	121	3968	32.8
3. Adam Fellers	1998-02	110	3496	31.8
4. Dan Pogue	1992-96	104	3295	31.7
5. Joe Spinks	1990-94	111	3505	31.6
6. Henry Wilson	1985-89	111	3457	31.1
7. Tony Britto	1978-82	104	3197	30.7
8. Ron Curtis	1978-82	107	3200	29.9
9. Junard Hartley	2007-11	121	3536	29.2
10. Harvey Smith	1980-84	109	3177	29.14



Joe Spinks, the '94 Big South Player of the Year, led the Camels to wins at N.C. State and South Carolina.



Adam Fellers holds school records for 3-pointers made and attempted, plus highest free throw percentage on the Division I level.

# Single-Season Leaders (NCAA Division I / 1977-2011)

## Scoring Average

	Name	Year	G	FG	3FG	FT	Pts.	Avg.
1.	Clarence Grier	1986-87	30	287	7	158	739	24.6
2.	Jonathan Rodriguez	2007-08	30	202	14	208	626	20.866
3.	Joe Spinks	1993-94	28	215	45	109	584	20.857
4.	Rod Gourdine	1990-91	16	101	21	83	306	19.1
5.	Joe Spinks	1992-93	24	174	25	81	454	18.9
6.	Henry Wilson	1988-89	30	191	0	118	500	18.5
7.	Henry Wilson	1987-88	27	191	0	111	493	18.3
8.	Maurice Latham	2005-06	28	181	18	123	503	18.0
9.	Jonathan Rodriguez	2009-10	30	163	23	173	522	17.4
10.	Jonathan Rodriguez	2006-07	31	184	20	148	536	17.3

## 3-Point Field Goals Made

	Name	Year	3PM
1.	Eric Smith	2005-06	107
2.	Mark Mocnik	1991-92	96
	Adam Fellers	1999-00	96
4.	Adam Fellers	2000-01	86
5.	Scott Neely	1993-94	81
6.	Scott Neely	1995-96	79
7.	Mark Mocnik	1992-93	77
8.	Adam Fellers	2001-02	74
9.	Reggie Bishop	2007-08	71
10.	Jake Wohlfeil	2007-08	69
	Lorne Merthie	2009-10	69

## Points

	Name	Year	Pts.
1.	Clarence Grier	1986-87	739
2.	Jonathan Rodriguez	2007-08	626
3.	Joe Spinks	1993-94	584
4.	Jonathan Rodriguez	2006-07	536
5.	Jonathan Rodriguez	2009-10	522
6.	Maurice Latham	2005-06	503
7.	Henry Wilson	1988-89	500
8.	Mark Mocnik	1991-92	495
9.	Henry Wilson	1987-88	493
10.	Scott Neely	1993-94	471

## Rebounding Average

	Name	Year	G	Reb.	Avg.
1.	Jonathan Rodriguez	2007-08	30	304	10.1
2.	Joe Spinks	1990-91	28	262	9.4
3.	Maurice Latham	2005-06	28	250	8.9
4.	Jonathan Rodriguez	2006-07	31	272	8.77
5.	Joe Spinks	1993-94	28	245	8.75
6.	Ron Curtis	1978-79	26	221	8.5
7.	Joe Spinks	1991-92	31	261	8.42
8.	Tony Britto	1979-80	27	226	8.37
9.	Jonathan Rodriguez	2008-09	30	248	8.27
10.	Tony Britto	1980-81	24	198	8.25

## 3-Point Field Goals Attempted

	Name	Year	3PA
1.	Eric Smith	2005-06	268
2.	Adam Fellers	1999-00	240
3.	Mark Mocnik	1991-92	229
4.	Adam Fellers	2000-01	216
5.	Mark Mocnik	1992-93	207
6.	Eric Smith	2006-07	190
7.	Scott Neely	1995-96	186
8.	Adam Fellers	2001-02	189
9.	Jake Wohlfeil	2007-08	180
10.	Reggie Bishop	2007-08	178

## Field Goals Made

	Name	Year	FGM
1.	Clarence Grier	1986-87	287
2.	Joe Spinks	1993-94	215
3.	Jonathan Rodriguez	2007-08	202
4.	Henry Wilson	1987-88	191
	Henry Wilson	1988-89	191
6.	Jonathan Rodriguez	2006-07	184
7.	Maurice Latham	2005-06	181
8.	Tarick Johnson	2002-03	180
9.	Joe Spinks	1992-93	174
10.	Fred Whitfield	1979-80	170

## Rebounds

	Name	Year	Reb.
1.	Jonathan Rodriguez	2007-08	304
2.	Jonathan Rodriguez	2006-07	272
3.	Joe Spinks	1990-91	262
4.	Joe Spinks	1991-92	261
5.	Maurice Latham	2005-06	250
6.	Jonathan Rodriguez	2008-09	248
7.	Joe Spinks	1993-94	245
8.	Jonathan Rodriguez	2009-10	242
9.	Henry Wilson	1986-87	239
10.	Sanders Jackson	1988-89	234

## Free Throws Made

	Name	Year	FTM
1.	Jonathan Rodriguez	2007-08	208
2.	Jonathan Rodriguez	2009-10	173
3.	Clarence Grier	1986-87	158
4.	Jonathan Rodriguez	2006-07	148
5.	Jonathan Rodriguez	2008-09	124
6.	Maurice Latham	2005-06	123
7.	Henry Wilson	1988-89	118
8.	Jonte' Edwards	2001-02	115
9.	Henry Wilson	1987-88	111
10.	Joe Spinks	1993-94	109

## Field Goals Attempted

	Name	Year	FGA
1.	Clarence Grier	1986-87	573
2.	Joe Spinks	1993-94	438
3.	Jonathan Rodriguez	2007-08	414
4.	Jonathan Rodriguez	2006-07	393
5.	Tarick Johnson	2002-03	390
6.	Mark Mocnik	1991-92	364
7.	Adam Fellers	1999-00	354
8.	Eric Smith	2005-06	353
9.	Mark Mocnik	1989-90	346
10.	Scott Neely	1993-94	344
	Jonathan Rodriguez	2008-09	344

## Offensive Rebounds (since 1988-89)

	Name	Year	OR
1.	Maurice Latham	2005-06	112
2.	Jonathan Rodriguez	2007-08	93
3.	Comerlee Poole	2004-05	92
4.	Jonathan Rodriguez	2008-09	91
5.	Jonathan Rodriguez	2006-07	76
6.	Sanders Jackson	1988-89	72
	Jonathan Rodriguez	2009-10	72
8.	Jonte' Edwards	2001-02	69
	Diego Aguiar	2005-06	69
10.	Joe Spinks	1991-92	68
	Marville Harris	2010-11	68

## Free Throws Attempted

	Name	Year	FTA
1.	Jonathan Rodriguez	2007-08	272
2.	Jonathan Rodriguez	2009-10	222
3.	Jonathan Rodriguez	2006-07	209
4.	Clarence Grier	1986-87	208
5.	Joe Spinks	1993-94	182
6.	Jonte' Edwards	2001-02	185
7.	Henry Wilson	1988-89	165
8.	Henry Wilson	1987-88	162
9.	Maurice Latham	2005-06	159
10.	Jonathan Rodriguez	2008-09	157

## Field Goal Percentage (Min. 100 att.)

	Name	Year	FG-A	Pct.
1.	Damien Hannibal	1999-00	92-140	.657
2.	Miles Taylor	2009-10	94-149	.631
3.	Billy Ellison	1991-92	140-244	.5738
4.	Henry Wilson	1987-88	191-333	.5736
5.	Russ Gibson	2006-07	85-149	.570
6.	Henry Wilson	1988-89	191-343	.55685
7.	Sanders Jackson	1988-89	113-203	.55665
8.	Joe Spinks	1992-93	174-313	.5559
9.	Andre King	1994-95	56-101	.554
10.	Jonte' Edwards	2001-02	143-260	.550
11.	Doug Mitchell	1993-94	94-171	.54971

## 3-Point Field Goal Percentage (Min. 1.5 made per team game)

	Name	Year	3P-A	Pct.
1.	Brad Childress	1989-90	43-91	.473
2.	Scott Neely	1993-94	81-173	.468
3.	Larry Spencer	1986-87	52-113	.460
4.	Scott Neely	1992-93	53-118	.449
5.	George Miller	1997-98	44-101	.436
6.	Mark Mocnik	1988-89	60-140	.429
7.	Scott Neely	1995-96	79-186	.425
8.	Lorne Merthie	2010-11	55-131	.420
9.	Mark Mocnik	1991-92	96-229	.419
10.	Lorne Merthie	2009-10	69-168	.411
11.	Lorne Merthie	2008-09	52-130	.400


## Free Throw Percentage (Min. 60 att.)

	Name	Year	FT-A	Pct.
1.	Darrell Mauldin	1978-79	70-76	.921*
2.	Brooks Lee	2002-03	58-66	.879
3.	Mark Mocnik	1988-89	62-71	.873
4.	Adam Fellers	1999-00	56-60	.867
5.	Brad Childress	1987-88	58-67	.866
6.	Adam Fellers	2000-01	76-90	.844
7.	Adam Fellers	2001-02	57-68	.838
	Reggie Bishop	2007-08	57-68	.838
9.	Brad Childress	1989-90	62-75	.827
10.	Corey Best	1996-97	94-116	.810

\* Led nation

# Single-Season Leaders (NCAA Division I / 1977-2011)

<b>Assists</b>			<b>Fouled Out</b>			8. Harvey Smith 1982-83 28 1009 36.0		
<b>Name</b>	<b>Year</b>	<b>AST</b>	<b>Name</b>	<b>Year</b>	<b>DQ</b>	9. Dan Pogue 1993-94 28 994 35.5		
1. Dan Pogue	1993-94	207	1. Juan Austin	1982-83	11	10. Brad Childress 1988-89 30 1063 35.4		
2. Dan Pogue	1995-96	183	2. Ron Curtis	1979-80	9			
3. Junard Hartley	2009-10	178	Joe Spinks	1990-91	9			
4. Brad Childress	1988-89	172	Damien Hannibal	1999-00	9			
5. Junard Hartley	2010-11	160	5. Damien Hannibal	2000-01	8			
6. Dan Pogue	1994-95	158	6. Will Heckstall	1977-78	7			
7. Dan Pogue	1992-93	153	Rodney McCants	1980-81	7			
8. Ledell Eackles	2005-06	151	Rett Newton	1981-82	7			
9. Ledell Eackles	2006-07	143	Harvey Smith	1981-82	7			
10. Brooks Lee	2001-02	141	Juan Austin	1984-85	7			
			Diego Aguiar	2004-05	7			
			Kyle Vejraska	2007-08	7			
<b>Steals</b>			<b>Games Played</b>					
<b>Name</b>	<b>Year</b>	<b>ST</b>	<b>Name</b>	<b>Year</b>	<b>GP</b>			
1. Ledell Eackles	2006-07	94	1. Keith Ison	1991-92	31			
2. Brad Childress	1988-89	77	Steve Martin	1991-92	31			
Junard Hartley	2009-10	77	Mark Mocnik	1991-92	31			
4. Darrell Mauldin	1979-80	73	Scott Neely	1991-92	31			
5. Dan Pogue	1993-94	70	Joe Spinks	1991-92	31			
6. Joe Spinks	1991-92	66	Reggie Bishop	2006-07	31			
7. Joe Spinks	1990-91	62	Ledell Eackles	2006-07	31			
8. Lorne Merthie	2009-10	60	Stephon Griffin	2006-07	31			
9. Brad Childress	1989-90	59	Jonathan Rodriguez	2006-07	31			
10. Fred Whitfield	1979-80	56	Eric Smith	2006-07	31			
Brad Childress	1986-87	56	Kyle Vejraska	2006-07	31			
			Jake Wohlfeil	2006-07	31			
			Marvelle Harris	2010-11	31			
			Junard Hartley	2010-11	31			
			15. 31 tied		30			
<b>Blocked Shots</b>			<b>Games Started</b>					
<b>Name</b>	<b>Year</b>	<b>BS</b>	<b>Name</b>	<b>Year</b>	<b>GS</b>			
1. Eric Griffin	2010-11	61	1. Mark Mocnik	1991-92	31			
2. Marvin Edmonds	1990-91	54	Joe Spinks	1991-92	31			
3. Marvin Edmonds	1989-90	52	Jonathan Rodriguez	2006-07	31			
Joe Spinks	1991-92	52	Junard Hartley	2010-11	31			
Henry Wilson	1986-87	52	5. Brad Childress	1986-87	30			
6. Jamie Simmons	1999-00	51	Clarence Grier	1986-87	30			
7. Henry Wilson	1987-88	47	Henry Wilson	1986-87	30			
Marvelle Harris	2010-11	47	Jonathan Rodriguez	2007-08	30			
9. Kelvin Nash	1984-85	44	Reggie Bishop	2007-08	30			
10. Henry Wilson	1985-86	41	Junard Hartley	2008-09	30			
Joe Spinks	1992-93	41	Lorne Merthie	2008-09	30			
			Jonathan Rodriguez	2008-09	30			
			Junard Hartley	2009-10	30			
			Jonathan Rodriguez	2009-10	30			
<b>Turnovers</b>			<b>Minutes Played</b>					
<b>Name</b>	<b>Year</b>	<b>TO</b>	<b>Name</b>	<b>Year</b>	<b>MP</b>			
1. Ledell Eackles	2005-06	118	1. Brad Childress	1986-87	1095			
2. Shawn Walker	1990-91	112	2. Brad Childress	1988-89	1063			
3. Jonathan Rodriguez	2007-08	109	3. Jonathan Rodriguez	2007-08	1051			
4. Dan Pogue	1993-94	105	4. Adam Fellers	2000-01	1050			
5. Dan Pogue	1994-95	104	Junard Hartley	2010-11	1050			
6. Junard Hartley	2010-11	98	6. Larry Canady	1983-84	1045			
7. Joe Spinks	1991-92	95	7. Jonathan Rodriguez	2006-07	1028			
8. Junard Hartley	2009-10	93	8. Adam Fellers	1999-00	1015			
9. Darrell Mauldin	1979-80	90	9. Harvey Smith	1982-83	1009			
Brooks Lee	2001-02	90	10. Clarence Grier	1986-87	1007			
			<b>Average Minutes (Minimum 900 minutes)</b>					
			<b>Name</b>	<b>Year</b>	<b>GP</b>	<b>Min.</b>	<b>Avg.</b>	
<b>Personal Fouls</b>			1. Andrea McGee	1984-85	26	979	37.7	
<b>Name</b>	<b>Year</b>	<b>PF</b>	2. Adam Fellers	2000-01	28	1050	37.5	
1. Diego Aguiar	2004-05	108	3. Larry Canady	1983-84	28	1045	37.3	
2. Joe Spinks	1990-91	107	4. Tony Britto	1981-82	27	1004	37.2	
3. Joe Spinks	1991-92	104	5. Brad Childress	1987-88	27	996	36.9	
4. Ron Curtis	1979-80	100	6. Brad Childress	1986-87	30	1095	36.5	
5. Eric Griffin	2010-11	99	7. Adam Fellers	1999-00	28	1015	36.3	
6. Kelvin Nash	1984-85	96						
7. Henry Wilson	1987-88	94						
Kyle Vejraska	2007-08	94						
9. Juan Austin	1982-83	93						
Damien Hannibal	1999-00	93						



As a junior in 1988-89, Brad Childress set school marks for assists and steals in a season.



Ledell Eackles led the A-Sun and ranked 3rd nationally in steals (3.03) in 2006-07 when he also broke the school record for steals in a game with 10 vs. UNC Pembroke.

## Year-by-Year Leaders (NCAA Division I / 1977-2011)



Seven-footer Tony Britto led Campbell in rebounding three straight years from '80-'82.



Larry Canady (31) led the Camels in both scoring and rebounding in his two seasons.

### Scoring

Year	Name	G	Pts.	Avg.
1977-78	John Heckstall	24	309	12.9
1978-79	John Heckstall	26	329	12.7
1979-80	Fred Whitfield	27	438	16.2
1980-81	Ron Curtis	27	348	12.9
1981-82	Tony Britto	27	404	15.0
1982-83	Larry Canady	28	356	12.7
1983-84	Larry Canady	28	375	13.4
	Andrea McGee	28	375	13.4
1984-85	Andrea McGee	26	297	15.3
1985-86	Clarence Grier	24	348	14.5
1986-87	Clarence Grier	30	739	24.6
1987-88	Henry Wilson	27	493	18.3
1988-89	Henry Wilson	27	500	18.5
1989-90	Mark Mocnik	28	377	13.5
1990-91	Rod Gourdine	16	306	19.1
1991-92	Mark Mocnik	31	495	16.0
1992-93	Joe Spinks	24	454	18.9
1993-94	Joe Spinks	28	584	20.9
1994-95	Dennis Hurst	26	282	10.8
1995-96	Scott Neely	28	422	15.1
1996-97	Corey Best	27	365	13.5
1997-98	George Miller	27	355	13.1
1998-99	Jamie Simmons	27	292	10.8
1999-00	Adam Fellers	28	440	15.7
2000-01	Adam Fellers	28	434	15.5
2001-02	Jonte' Edwards	27	401	14.9
2002-03	Tarick Johnson	27	462	17.1
2003-04	Tarick Johnson	23	284	12.3
2004-05	Ruell Pringle	27	341	12.6
2005-06	Maurice Latham	28	503	18.0
2006-07	Jonathan Rodriguez	31	536	17.3
2007-08	Jonathan Rodriguez	30	626	20.9
2008-09	Jonathan Rodriguez	30	469	15.6
2009-10	Jonathan Rodriguez	30	522	17.4
2010-11	Eric Griffin	29	382	13.2

### Rebounding

Year	Name	G	Reb.	Avg.
1977-78	John Heckstall	24	194	8.1
1978-79	Ron Curtis	26	221	8.5
1979-80	Tony Britto	27	226	8.4
1980-81	Tony Britto	24	198	8.3
1981-82	Tony Britto	27	203	7.5
1982-83	Larry Canady	28	226	8.1
1983-84	Larry Canady	28	214	7.6
1984-85	Kelvin Nash	26	156	6.0
1985-86	Henry Wilson	27	149	5.5
1986-87	Henry Wilson	30	239	8.0
1987-88	Sanders Jackson	27	202	7.5
1988-89	Sanders Jackson	30	234	7.8
1989-90	Reggie Smith	27	132	4.9
1990-91	Joe Spinks	28	262	9.4
1991-92	Joe Spinks	31	261	8.4
1992-93	Joe Spinks	24	186	7.8
1993-94	Joe Spinks	28	245	8.8
1994-95	Dennis Hurst	26	133	5.1
1995-96	Corey Best	28	153	5.5
1996-97	Jamie Simmons	27	160	5.9
1997-98	George Miller	27	156	5.8
1998-99	Jamie Simmons	27	161	6.0
1999-00	Jamie Simmons	28	162	5.8
	Damien Hannibal	28	162	5.8
2000-01	Jonte' Edwards	28	151	5.4

2001-02	Bobby Jones	27	160	5.9
2002-03	Jonte' Edwards	26	152	5.8
2003-04	Dominique Klein	24	150	6.3
2004-05	Comerlee Poole	27	219	8.1
2005-06	Maurice Latham	28	250	8.9
2006-07	Jonathan Rodriguez	31	272	8.8
2007-08	Jonathan Rodriguez	30	304	10.1
2008-09	Jonathan Rodriguez	30	248	8.3
2009-10	Jonathan Rodriguez	30	24	8.1
2010-11	Eric Griffin	29	200	6.9

### Assists

Year	Name	G	AST	Avg.
1977-78	Donnie Cardwell	24	77	3.2
1978-79	Darrell Mauldin	26	72	2.8
1979-80	Darrell Mauldin	27	81	3.0
1980-81	Bryce Robertson	27	94	3.5
1981-82	Harvey Smith	27	81	3.0
1982-83	Juan Austin	27	90	3.3
1983-84	Harvey Smith	28	86	3.1
1984-85	Juan Austin	27	109	4.0
1985-86	Juan Austin	27	122	4.5
1986-87	Brad Childress	30	138	4.6
1987-88	Brad Childress	27	130	4.8
1988-89	Brad Childress	30	172	5.7
1989-90	Brad Childress	28	103	3.7
1990-91	Shawn Walker	28	89	3.2
1991-92	Joe Spinks	31	111	3.6
1992-93	Dan Pogue	27	153	5.7
1993-94	Dan Pogue	28	207	7.4
1994-95	Dan Pogue	26	158	6.1
1995-96	Dan Pogue	23	183	8.0
1996-97	Corey Best	27	80	2.9
	Keith Holdan	27	80	2.9
1997-98	Drake Roberts	27	80	2.9
1998-99	Wes Layton	27	117	4.3
1999-00	Wes Layton	26	87	3.4
2000-01	Emory Walton	28	95	3.4
2001-02	Brooks Lee	27	141	5.2
2002-03	Brooks Lee	26	113	4.4
2003-04	Anthony Atkinson	25	109	4.4
2004-05	Ruell Pringle	27	43	1.6
2005-06	Ledell Eackles	28	151	5.4
2006-07	Ledell Eackles	31	143	4.6
2007-08	Junard Hartley	30	132	4.4
2008-09	Junard Hartley	30	130	4.3
2009-10	Junard Hartley	30	178	5.9
2010-11	Junard Hartley	31	160	5.2

### Steals

Year	Name	G	ST	Avg.
1977-78	Fred Whitfield	22	25	1.1
1978-79	Fred Whitfield	26	35	1.3
1979-80	Darrell Mauldin	27	73	2.7
1980-81	Bryce Robertson	27	46	1.7
1981-82	Harvey Smith	27	33	1.2
1982-83	Harvey Smith	28	46	1.6
1983-84	Andrea McGee	28	47	1.7
1984-85	Andrea McGee	26	52	2.0
1985-86	Juan Austin	27	38	1.4
1986-87	Brad Childress	30	56	1.9
1987-88	Brad Childress	27	51	1.9
1988-89	Brad Childress	30	77	2.6
1989-90	Brad Childress	28	59	2.1
1990-91	Joe Spinks	28	62	2.2

## Year-by-Year Leaders (NCAA Division I / 1977-2011)

1991-92	Joe Spinks	31	66	2.1	1981-82	Tony Britto	27	164-302	.543	2009-10	Jonathan Rodriguez	30	173-222	.779
1992-93	Joe Spinks	24	48	2.0	1982-83	Larry Canady	28	134-282	.475	2010-11	Junard Hartley	31	80-114	.702
1993-94	Dan Pogue	28	70	2.5	1983-84	Andrea McGee	28	138-279	.495					
1994-95	Dan Pogue	26	32	1.2	1984-85	John Huffstetler	27	139-269	.517					
1995-96	Dan Pogue	23	47	2.1	1985-86	Henry Wilson	27	72-144	.500					
1996-97	Corey Best	27	29	1.1	1986-87	Henry Wilson	30	167-318	.525					
1997-98	Drake Roberts	27	37	1.4	1987-88	Henry Wilson	27	191-333	.574					
1998-99	Wes Layton	27	35	1.3	1988-89	Sanders Jackson	30	113-203	.557					
1999-00	Adam Fellers	28	28	1.0	1989-90	Billy Ellison	27	71-135	.526					
2000-01	Emory Walton	28	26	0.9	1990-91	Joe Spinks	28	118-226	.522					
2001-02	Tarick Johnson	27	29	1.1	1991-92	Billy Ellison	28	140-244	.574					
2002-03	Tarick Johnson	27	31	1.2	1992-93	Joe Spinks	24	174-313	.556					
2003-04	Anthony Atkinson	25	45	1.8	1993-94	Doug Mitchell	27	94-171	.550					
2004-05	Diego Aguiar	26	25	0.9	1994-95	Andre King	26	56-101	.554					
2005-06	Ledell Eackles	28	51	1.8	1995-96	Charles Davis	27	60-114	.526					
2006-07	Ledell Eackles	31	94	3.0	1996-97	Jamie Simmons	27	57-108	.528					
2007-08	Junard Hartley	30	47	1.6	1997-98	Jamie Simmons	27	58-111	.523					
	Jonathan Rodriguez	30	47	1.6	1998-99	Jamie Simmons	27	109-205	.532					
2008-09	Lorne Merthie	30	47	1.6	1999-00	Damien Hannibal	28	92-140	.657					
2009-10	Junard Hartley	30	77	2.6	2000-01	Jonte' Edwards	28	82-172	.477					
2010-11	Eric Griffin	29	49	1.7	2001-02	Jonte' Edwards	27	143-260	.550					

### Blocked Shots

Year	Name	G	BS	Avg.
1977-78	Rodney McCants	18	7	0.4
1978-79	Tony Britto	26	19	0.7
1979-80	Tony Britto	27	38	1.4
1980-81	Tony Britto	24	22	0.9
1981-82	Tony Britto	27	21	0.8
1982-83	Kelvin Nash	25	18	0.7
1983-84	Larry Canady	28	22	0.8
1984-85	Kelvin Nash	26	44	1.7
1985-86	Henry Wilson	27	41	1.5
1986-87	Henry Wilson	30	52	1.7
1987-88	Henry Wilson	27	47	1.7
1988-89	Sanders Jackson	30	27	0.9
1989-90	Marvin Edmonds	28	52	1.9
1990-91	Marvin Edmonds	26	54	2.1
1991-92	Joe Spinks	31	52	1.7
1992-93	Joe Spinks	24	41	1.7
1993-94	Joe Spinks	28	33	1.2
1994-95	Tremone Williams	26	27	1.0
1995-96	Charles Davis	27	29	1.1
1996-97	Charles Davis	26	33	1.3
1997-98	Charles Davis	27	36	1.3
1998-99	Tyreck Knox	27	33	1.2
1999-00	Jamie Simmons	28	51	1.8
2000-01	Jay Carter	28	25	0.9
2001-02	Jonte' Edwards	27	20	0.7
2002-03	Jonte' Edwards	26	25	0.9
2003-04	Dominique Klein	24	12	0.5
2004-05	Diego Aguiar	26	13	0.5
2005-06	Oladapo Fagbenle	26	30	1.2
2006-07	Jonathan Rodriguez	31	34	1.1
2007-08	Oladapo Fagbenle	29	24	0.8
2008-09	Kyle Vejraska	30	27	0.9
2009-10	Kyle Vejraska	30	25	0.8
2010-11	Eric Griffin	29	61	2.1

### Field Goal Percentage (Min. 100 att.)

Year	Name	G	FGM-FGA	Pct.
1977-78	Fred Whitfield	22	75-152	.493
1978-79	Fred Whitfield	26	127-243	.523
1979-80	Darrell Mauldin	27	157-299	.525
1980-81	Tony Britto	24	114-215	.530

### Free Throw Percentage (Min. 60 att.)

Year	Name	G	FTM-FTA	Pct.
1977-78	Donnie Cardwell	24	54-67	.806
1978-79	Darrell Mauldin	26	70-76	.921*
1979-80	Darrell Mauldin	27	81-101	.802
1980-81	Ron Curtis	27	96-119	.807
1981-82	Ron Curtis	27	101-149	.678
1982-83	Larry Canady	28	88-133	.662
1983-84	Andrea McGee	28	99-135	.733
1984-85	Andrea McGee	26	99-133	.744
1985-86	Clarence Grier	24	84-107	.785
1986-87	Clarence Grier	30	158-208	.760
1987-88	Brad Childress	27	58-67	.866
1988-89	Mark Mocnik	30	62-71	.873
1989-90	Brad Childress	28	62-75	.827
1990-91	Rod Gourdine	16	83-110	.755
1991-92	Mark Mocnik	31	69-97	.711
1992-93	Mark Mocnik	27	46-60	.767
1993-94	Doug Mitchell	27	52-68	.765
1994-95	Corey Best	25	43-65	.662
1995-96	Scott Neely	28	55-70	.786
1996-97	Corey Best	27	94-116	.810
1997-98	George Miller	27	95-139	.683
1998-99	Jamie Simmons	27	74-99	.747
1999-00	Adam Fellers	28	52-60	.867
2000-01	Adam Fellers	28	76-90	.844
2001-02	Adam Fellers	27	57-68	.838
2002-03	Brooks Lee	26	58-66	.879
2003-04	Tarick Johnson	23	47-62	.758
2004-05	Maurice Latham	24	70-103	.680
2005-06	Maurice Latham	28	123-159	.774
2006-07	Eric Smith	31	79-99	.798
2007-08	Reggie Bishop	30	57-68	.838
2008-09	Jonathan Rodriguez	30	124-157	.790

### Free Throw Percentage (Min. 60 att.)

Year	Name	G	FTM-FTA	Pct.
2009-10	Miles Taylor	29	94-149	.631
2010-11	Preston Dodson	27	85-164	.518



Brooks Lee topped the Atlantic Sun Conference in assists as a junior (2001-02).



Miles Taylor led the Atlantic Sun Conference in field goal percentage in 2009-10.

## Top Single-Game Performances (NCAA Division I / 1977-2011)

### Scoring (30-point games)

Points	Player	Opponent	Score	Date
39	Clarence Grier	Virginia Wesleyan	W 87-62	1/7/87
38	Clarence Grier	Radford	W 75-71	2/2/87
37	Clarence Grier	Mount Olive	W 91-84	12/3/86
37	Adam Fellers	at UNC Asheville	W 85-70	11/18/00
37	Tarick Johnson	Lipscomb**	W 91-90	2/12/03
36	Clarence Grier	at Baptist	L 77-80	2/16/87
35	Clarence Grier	Methodist	W 105-74	12/1/86
35	Henry Wilson	at Radford	L 66-71	1/30/89
35	Scott Neely	at Coastal Carolina	L 71-74	1/29/94
35	Adam Fellers	Jacksonville State	W 88-76*	12/4/00
34	Clarence Grier	at Howard	L 73-76	12/8/86
34	Clarence Grier	East Carolina	L 77-88*	12/17/86
34	Joe Spinks	Barton	L 79-82*	1/25/93
34	Jonathan Rodriguez	at UNC Asheville	L 76-79	12/13/07
34	Jonathan Rodriguez	at Gardner-Webb	L 70-86	2/16/08
33	Adam Fellers	at Florida Atlantic	W 72-61	1/13/00
33	Adam Fellers	Florida Atlantic	W 92-87	2/7/02
32	Fred Whitfield	at Baptist	W 100-78	1/13/79
32	Fred Whitfield	at Samford	W 82-75	2/9/80
32	Henry Wilson	UNC Asheville +	W 79-76	2/27/87
32	Rod Gourdine	Howard	W 82-81	11/24/90
32	Joe Spinks	Charleston Southern	W 73-70	1/6/94
32	Scott Neely	Radford +	W 72-61	3/5/94
32	Adam Fellers	Coastal Carolina	W 75-72	12/14/00
32	Adam Fellers	Troy State	L 85-92 *	1/27/01
32	Maurice Latham	Belmont	L 99-103 *	2/18/06
31	Rod Gourdine	Western Carolina	W 85-73	1/7/91
31	Tarick Johnson	at Gardner-Webb	L 69-81	2/14/03
31	Eric Smith	at Florida Atlantic	L 90-95	2/2/06
31	Jonathan Rodriguez	East Tennessee State	L 87-96	2/25/08
30	Ron Curtis	Eastern Illinois	L 71-78	1/11/82
30	Andrea McGee	at Western Carolina	L 78-87	1/26/84
30	Larry Spencer	at Armstrong State	W 82-79	2/14/87
30	Clarence Grier	UNC Asheville	W 70-61	2/21/87
30	Henry Wilson	UNC Asheville	W 78-60	2/20/88
30	Henry Wilson	Augusta +	W 90-84	3/2/89
30	Mark Mocnik	Augusta +	W 90-84	3/2/89
30	Joe Spinks	Winthrop	W 92-84	2/15/93
30	Jamie Lee	at Winthrop	W 96-95	2/22/93
30	George Miller	Florida Atlantic	L 63-70	1/15/98
30	George Miller	Mercer	W 63-59	2/2/98
30	Jonathan Rodriguez	at Stetson	L 73-82	1/15/07
30	Jonathan Rodriguez	Chowan	W 79-64	11/15/08

+ Big South Tournament

\*Overtimes

Note: The school senior college (since 1961-62) record for points scored in a game is 46 by Johnny Marshbanks vs. Mars Hill on Dec. 1, 1967.

### Rebounding

Reb.	Player	Opponent	Score	Date
19	Henry Wilson	Methodist	W 105-74	12/1/86
18	Ron Curtis	Samford	W 88-75	2/10/79
18	Mike Vandy	Pembroke State	W 64-53	12/11/82
18	Jonathan Rodriguez	at Belmont	L 64-75	2/28/08
17	Joe Spinks	Ferrum	W 98-97 *	1/6/92
17	Freddie Butler	at Georgia State	L 66-77	2/4/95
17	Jonathan Rodriguez	Gardner-Webb	W 71-60	2/24/07
16	Ron Curtis	Methodist	W 85-66	1/18/82
16	Joe Spinks	Charleston Southern	L 64-81	1/12/91
16	Joe Spinks	Davidson	L 53-59	1/14/91
16	Joe Spinks	Marietta	W 88-66	11/23/91
16	Joe Spinks	UNC Asheville	W 71-57	2/1/92
16	Tarick Johnson	at Troy State	L 82-120	1/28/04

### Assists

Ast.	Player	Opponent	Score	Date
16	Dan Pogue	UNC Asheville	W 90-65	2/8/93
13	Bryce Robertson	Liberty Baptist	W 94-85	1/26/81
13	Dan Pogue	at UNC Greensboro	L 58-71	2/24/94
13	Junard Hartley	Stetson	W 81-55	1/16/10
12	Brad Childress	Methodist	W 133-84	12/2/87
12	Brad Childress	at Radford	L 66-71	1/30/89
12	Dan Pogue	at Winthrop	W 94-73	1/15/94
12	Dan Pogue	at Charleston Southern	W 86-73	2/10/94
12	Jim Fitzpatrick	Wofford	W 78-62	1/24/96
12	Dan Pogue	at Central Florida	W 70-69	2/10/96
12	Junard Hartley	Mercer	W 72-57	1/3/09
12	Junard Hartley	at Lipscomb	W 86-82	1/23/10
12	Junard Hartley	Johnson C. Smith	W 77-64	11/29/10
11	14 times (last by Junard Hartley vs. Florida Gulf Coast, 1/20/11)			



Junard Hartley dealt a career-high 13 assists in a 2010 home win over Stetson.

## Honor Roll

*Note: Campbell re-joined the Big South Conference (of which is was a charter member from 1983-94) on July 1, 2011. Campbell was a member of the Trans America Athletic Conference (which changed its name to the Atlantic Sun Conference in June 2001) from 1994-2011.*

### Team MVP

1982	Tony Britto
1983	Larry Canady
1984	Larry Canady
1985	Andrea McGee
1986	Juan Austin
1987	Clarence Grier
1988	Henry Wilson
1989	Henry Wilson
1990	Brad Childress
1991	Rod Gourdine
1992	Joe Spinks
1993	Joe Spinks
1994	Joe Spinks
1995	Freddie Butler
1996	Scott Neely
1997	Corey Best
1998	George Miller
1999	Jamie Simmons
2000	Adam Fellers
2001	Adam Fellers
2002	Jonte' Edwards
2003	Tarick Johnson
2004	Anthony Atkinson
2005	Comerlee Poole
2006	Maurice Latham
2007	Jonathan Rodriguez
2008	Jonathan Rodriguez
2009	Jonathan Rodriguez
2010	Junard Hartley, Jonathan Rodriguez
2011	Eric Griffin, Junard Hartley

### Team Coaches Award

1985	John Huffstetler
1986	Henry Wilson
1987	Henry Wilson
1988	Brad Childress
1989	Chris Miller
1990	Rod Gourdine
1991	Steve Martin
1992	Steve Martin
1993	Bobby Murray
1994	Dan Pogue
1995	Tremone Williams
1996	Andre King
1997	George Miller
1998	Eddie Walker
1999	Wes Layton
2000	Damien Hannibal
2001	Bobby Jones
2002	Adam Fellers
2003	Jonte' Edwards
2004	Dominique Klein
2005	Diego Aguiar
2006	Reggie Bishop
2007	Kyle Vejraska
2008	Preston Dodson
2009	Chris Reynolds
2010	Preston Dodson
2011	Marvelle Harris



1989 Big South Player of the Year Henry Wilson

### Newton-Roberts Award (Unsung Hero)

1984	Kevin Spain
1985	Kelvin Nash
1986	Tracy Williams
1987	Brad Childress
1988	Derrick Hensley
1989	Sanders Jackson
1990	Steve Bruce
1991	Joe Spinks
1992	Mark Mocnik
1993	Mark Mocnik
1994	Doug Mitchell
1995	Dennis Hurst
1996	Dan Pogue
1997	Keith Holdan
1998	Darrin Hucks
1999	Jason Smith
2000	Matt Mardis
2001	Damien Hannibal
2002	Brooks Lee
2003	Brooks Lee
2004	Brad McKeiver
2005	Dominique Klein
2006	Eric Smith
2007	Russ Gibson
2008	Kyle Vejraska
2009	Lorne Merthie
2010	Miles Taylor
2011	Preston Dodson

### Calloway Defensive Award

2002	Solomon Yearby
2003	Solomon Yearby
2004	Derek Gray
2005	Russ Gibson

2006	Ledell Eackles
2007	Ledell Eackles
2008	Junard Hartley
2009	Junard Hartley
2010	Junard Hartley
2011	Preston Dodson

### NCAA Division I-AAA ADs Scholar-Athlete

Brad McKeiver (2003)  
Dominique Klein (2005 / Honorable Mention)

### CoSIDA Academic All-District®

Brad McKeiver (2003)

### Mid-Major All-America

Jonathan Rodriguez (2008 HM) (Collegeinsider.com, Collegehoops.net)

### Mid-Major Defensive All-America

Junard Hartley (2010) (Collegeinsider.com)

### Mid-Major Freshman All-America

Jonathan Rodriguez (2007) (Collegeinsider.com, Collegehoops.net)

### NABC District 3 Coach of the Year

Robbie Laing (2010)

### NABC All-District 3

Jonathan Rodriguez (2009 1st team), (2010 2nd team)

### NCCSIA All-State

Junard Hartley (2010, 2nd team)  
Maurice Latham (2006)  
Jonathan Rodriguez (2007, 2008, 2009, 2010)

### Atlantic Sun Coach of the Year (1993-2011)

Billy Lee (1996) (A-Sun)  
Robbie Laing (2006) (CollegeInsider.com)  
Robbie Laing (2010) (A-Sun & Sporting News)

### Atlantic Sun Player of the Year

Jonathan Rodriguez (2008) (MidMajority.com)

### Atlantic Sun Defensive Player of the Year

Junard Hartley (2010)

### Atlantic Sun Freshman of the Year

Lorne Merthie (2009)

### All-Atlantic Sun First Team

Adam Fellers (2000)  
Maurice Latham (2006)  
Jonathan Rodriguez (2007, 2008, 2010)

### All-Atlantic Sun Second Team

Jonathan Rodriguez (2009)

### All-Atlantic Sun Third Team

Corey Best (1997)  
Scott Neely (1996)

## Honor Roll

### Atlantic Sun All-Freshman Team

Anthony Atkinson (2004)  
 Robby Dupre (2003)  
 Dominique Klein (2002)  
 Lorne Merthie (2009)  
 Ruell Pringle (2005)  
 Jonathan Rodriguez (2007)  
 Emory Walton (2001)

### Atlantic Sun All-Academic

Larry Awosanya (2010)  
 Reggie Bishop (2006, 2008)  
 Jake Capin (2008, 2009)  
 Ben Coleman (2005, 2006)  
 Cole Dewey (2011)  
 Preston Dodson (2009, 2010, 2011)  
 Oladapo Fagbenle (2005)  
 Jim Fitzpatrick (1996)  
 Russ Gibson (2006, 2007)  
 Scott Gurley (1995, 1996, 1997)  
 Derek Gray (2003, 2004)  
 Jared Harrison (1995)  
 Junard Hartley (2011)  
 Keith Holdan (1997)  
 Darrin Hucks (1999)  
 Dennis Hurst (1995, 1996)  
 Matthew Johnson (2004, 2005, 2006, 2007)  
 Dominique Klein (2002, 2004, 2005)  
 Brooks Lee (2001, 2003)  
 Brad McKeiver (2001, 2002, 2003, 2004)  
 Scott Neely (1995, 1996)  
 Jonathan Rodriguez (2009)  
 Jamie Simmons (1999, 2000)  
 Jason Smith (1997, 1999)  
 Joey Smith (2000)  
 Miles Taylor (2009)  
 Chad Thompson (2009)  
 Kyle Vejraska (2008)  
 Jake Wohlfeil (2008)

### Atlantic Sun Player of the Week

Corey Best (2/11/97)  
 George Miller (1/19/98)  
 Adam Fellers (12/27/99)  
 Damien Hannibal (2/28/00)  
 Adam Fellers (12/17/01)  
 Adam Fellers (2/24/01)  
 Tarick Johnson (12/23/02)  
 Tarick Johnson (2/18/03)  
 Eric Smith (2/6/06)  
 Russ Gibson (11/13/06)  
 Jonathan Rodriguez (11/27/06)  
 Eric Smith (12/26/06)  
 Jonathan Rodriguez (12/17/07)  
 Jonathan Rodriguez (11/23/09)  
 Jonathan Rodriguez (1/18/10)  
 Jonathan Rodriguez (2/15/10)  
 Lorne Merthie (11/23/10)

### Atlantic Sun Newcomer of the Week

Eric Griffin (Men's Basketball) (2/15/11)  
 Marvella Harris (Men's Basketball) (12/14/10)

### Big South Player of the Year (1986-94)

Clarence Grier (1987)



1992 Big South Tournament MVP Mark Mocnik

Joe Spinks (1994)  
 Henry Wilson (1989)

### Big South Coach of the Year

Billy Lee (1987, 1994)

### Big South Rookie of the Year

Scott Neely (1992)  
 Dan Pogue (1993)  
 Joe Spinks (1991)

### Big South Tournament MVP

Mark Mocnik (1992)

### All-Big South First Team

Brad Childress (1989)  
 Clarence Grier (1986, 1987)  
 Joe Spinks (1992, 1993, 1994)  
 Henry Wilson (1987, 1988, 1989)

### All-Big South Second Team

Brad Childress (1990)  
 Rod Gourdine (1991)  
 Scott Neely (1994)  
 Joe Spinks (1991)

### All-Big South Tournament

Billy Ellison (1992)  
 Clarence Grier (1987)  
 Mark Mocnik (1989, 1992)  
 Scott Neely (1994)  
 Joe Spinks (1992, 1994)  
 Henry Wilson (1987, 1989)

### Big South Player of the Week

Clarence Grier (12/7/86)  
 Clarence Grier (2/21/87)  
 Henry Wilson (12/5/87)  
 Henry Wilson (2/4/89)  
 Brad Childress (2/12/90)

Brad Childress (2/26/90)  
 Rod Gourdine (11/26/90)  
 Joe Spinks (12/5/93)  
 Joe Spinks (1/10/94)  
 Scott Neely (1/30/94)

### Big South Rookie of the Week

Joe Spinks (1/14/91)  
 Joe Spinks (1/21/91)  
 Joe Spinks (2/11/91)  
 Joe Spinks (2/18/91)  
 Scott Neely (1/6/92)  
 Scott Neely (1/13/92)  
 Scott Neely (1/20/92)  
 Scott Neely (2/24/92)  
 Dan Pogue (2/15/93)

### National Basketball Association Draft Picks

1982 Tony Britto (Chicago Bulls)  
 1987 Clarence Grier (Houston Rockets)

### NAIA All-Americans (1961-77)

1970 Cordell Wise  
 1976 Marshall Lovett  
 1977 Sam Staggers  
 1977 Don Whaley

### Campbell Sports Hall of Fame (Basketball Players / Coaches)

Howard Auman (1991)  
 Sam Bishop (1996)  
 Brad Childress (2011)  
 Walter Deal (1991)  
 Bob Etheridge (2002)  
 Fred Emmerson (1985)  
 Ken Faulkner (1999)  
 George Graybill (1992)  
 Clarence Grier (2001)  
 Marion Hargrove (1994)  
 Ollie Harrell (1998)  
 John T. Johnson (1997)  
 Cal Koonce (1987)  
 Don Laird (1989)  
 Len Maness (1987)  
 Johnny Marshbanks (2006)  
 Billy Mason (1993)  
 Fred McCall (1995)  
 Eugene "Red" McDaniel (2005)  
 Jim Perry (1984)  
 Mike Reidy (1988)  
 Danny Roberts (2003)  
 James Sessoms (1993)  
 Earl Smith (1986)  
 Joe Spinks (2010)  
 Bob Vernon (1986)  
 Don Whaley (1992)  
 Fred Whitfield (1995)  
 Pete Wish (2003)

**Campbell vs. All Opponents (1951-2011)**

<b>Opponent</b>	<b>Games</b>	<b>First Meeting</b>	<b>Last Meeting</b>	<b>Won</b>	<b>Lost</b>	<b>Opponent</b>	<b>Games</b>	<b>First Meeting</b>	<b>Last Meeting</b>	<b>Won</b>	<b>Lost</b>
Alabama-Birmingham	1	1985-86	1985-86	0	1	Furman	5	1959-60	2005-06	0	5
Alcorn State	2	1976-77	1992-93	1	1	Gardner-Webb	17	1953-54	2007-08	8	9
Appalachian State	11	1962-63	2009-10	3	8	George Mason	5	1978-79	1980-81	3	2
Arkansas Little Rock	4	1979-80	1980-81	0	4	George Washington	1	1977-78	1977-78	0	1
Armstrong State	5	1971-72	1986-87	4	1	Georgia Southern	7	1966-67	1984-85	3	4
Auburn	1	2010-11	2010-11	1	0	Georgia Southwestern	1	1972-73	1972-73	1	0
Augusta	18	1983-84	1990-91	12	6	Georgia State	19	1994-95	2004-05	4	15
Averett	3	1986-87	1988-89	3	0	Georgia Tech	2	1978-79	1995-96	0	2
Ball State	1	1990-91	1990-91	0	1	Greensboro College	7	1966-67	1981-82	6	1
Baltimore	4	1980-81	1982-83	1	3	Guilford	6	1961-62	1976-77	5	1
Barton (Atlantic Christian)	41	1955-56	1992-93	32	9	Hampton (Institute)	5	1971-72	1995-96	3	2
Baylor	1	1984-85	1984-85	0	1	Henderson State	1	1976-77	1976-77	1	0
Belmont	25	1997-98	2010-11	3	22	High Point	42	1954-55	2002-03	18	24
Belmont Abbey	20	1952-53	1976-77	15	5	Hospital Corp.	1	1953-54	1953-54	0	1
Bethune Cookman	3	1981-82	1983-84	2	1	Houston	1	1984-85	1984-85	0	1
Boise State	1	1996-97	1996-97	0	1	Howard	10	1979-80	1990-91	5	5
Brewton-Parker	1	1959-60	1959-60	1	0	Idaho State	1	1996-97	1996-97	0	1
Bridgewater State	1	1961-62	1961-62	1	0	Illinois-Chicago Circle	2	1981-82	1981-82	1	1
Brooklyn	4	1982-83	1985-86	3	1	Indiana State	2	1994-95	2005-06	0	2
Camp Lejeune	2	1951-52	1951-52	0	2	Jackson State	1	1969-70	1969-70	0	1
Catawba	34	1961-62	1976-77	18	16	Jacksonville (Fla.)	24	1989-90	2010-11	11	14
Centenary	6	1994-95	1998-99	2	4	Jacksonville (Ala.) State	13	1995-96	2002-03	6	7
Central Connecticut	1	1985-86	1985-86	1	0	James Madison	6	1979-80	1983-84	0	6
Central Florida (UCF)	27	1984-85	2004-05	7	20	Johnson C. Smith	1	2010-11	2010-11	1	0
Central Wesleyan	1	1987-88	1987-88	1	0	Keene State	2	1973-74	1975-76	2	0
College of Charleston	15	1961-62	1997-98	4	11	Kennesaw State	11	2005-06	2010-11	8	3
Charleston Southern (Baptist)	39	1977-78	1997-98	20	19	Kentucky	1	2004-05	2004-05	0	1
Cherry Point	4	1951-52	1952-53	0	4	King (Tenn.)	1	1974-75	1974-75	1	0
Chicago State	1	2008-09	2008-09	0	1	Lenoir-Rhyne	4	1972-73	1974-75	2	2
Chowan	19	1952-53	2008-09	16	3	Liberty	17	1980-81	2007-08	9	8
The Citadel	4	1971-72	1982-83	3	1	Limestone	1	1990-91	1990-91	1	0
Clemson	4	1982-83	1995-96	0	4	Lincoln Memorial	1	1976-77	1976-77	1	0
Cleveland State	4	1977-78	1980-81	1	3	Lipscomb	19	2002-03	2010-11	5	14
Clinch Valley	1	1996-97	1996-97	1	0	Livingstone	1	1971-72	1971-72	1	0
Coastal Carolina	33	1975-76	2007-08	19	14	Long Island	1	1986-87	1986-87	0	1
Coker	2	1991-92	2007-08	2	1	Longwood	6	2006-07	2010-11	3	3
Cumberland	1	1963-64	1963-64	0	1	Louisburg	21	1951-52	1960-61	12	9
Dartmouth	1	1991-92	1991-92	0	1	Louisiana State	2	1992-93	2001-02	0	2
Davidson	9	1988-89	1991-92	6	3	Loyola (Md.)	2	1988-89	1989-90	1	1
Delaware State	3	1985-86	1985-86	3	0	Lynchburg	6	1962-63	1971-72	5	1
Duke	2	1991-92	1996-97	0	2	Marietta	1	1991-92	1991-92	1	0
Duke (Freshman)	2	1960-61	1960-61	1	1	Marshall	1	1981-82	1981-82	0	1
East Carolina	39	1955-56	2010-11	9	30	Mars Hill	6	1967-68	1998-99	5	1
East Tennessee State	17	1977-78	2010-11	2	15	Maryland Baltimore Co.	5	1992-93	1993-94	4	1
Eastern Illinois	2	1981-82	1982-83	0	2	Maryland-Eastern Shore	1	1982-83	1982-83	1	0
Eckerd	1	1974-75	1974-75	1	0	Mary Washington	1	1997-98	1997-98	1	0
Edwards Military Institute	23	1951-52	1960-61	19	4	McCrary Eagles	2	1958-59	1958-59	0	2
Elizabeth City State	7	1971-72	1976-77	5	2	Mercer	28	1978-79	2010-11	13	15
Elon	35	1961-62	2000-01	12	23	Methodist	41	1964-65	1995-96	38	3
Erskine	14	1961-62	1968-69	6	8	Middle Tennessee	3	1999-00	2010-11	2	1
Erwin Auditorium	2	1951-52	1952-53	2	0	Minnesota	1	1997-98	1997-98	0	1
Evansville	2	1994-95	2005-06	0	2	Mississippi	1	1985-86	1985-86	0	1
Fairmont State	1	1963-64	1963-64	1	0	Monmouth	2	1983-84	1983-84	1	1
Fayetteville State	5	1970-71	1976-77	3	2	Mount Olive	2	1986-87	1991-92	2	0
Ferrum	3	1988-89	1993-94	3	0	Murray State	1	1978-79	1978-79	0	1
Florida A&M	1	1979-80	1979-80	1	0	Muskingham	1	1973-74	1973-74	1	0
Florida Atlantic	22	1995-96	2005-06	10	12	Navy	2	1983-84	1984-85	0	2
Florida Gulf Coast	7	2007-08	2010-11	3	4	Newberry	2	1961-62	1962-63	1	1
Florida International	9	1987-88	1997-98	4	5	Norfolk State	4	1972-73	2007-08	1	3
Florida State	2	2001-02	2005-06	0	2	North Carolina (Freshmen)	3	1958-59	1960-61	1	2
Fort Bragg	1	1957-58	1957-58	1	0	North Carolina A&T	11	1977-78	2005-06	4	7
Francis Marion	3	1975-76	2002-03	3	0	UNC Asheville (Biltmore)	32	1967-68	2009-10	19	13
Frederick	22	1958-59	1967-68	11	11	North Carolina Central	1	1978-79	1978-79	1	0

## Campbell vs. All Opponents (1951-2011)

Opponent	Games	First Meeting	Last Meeting	Won	Lost	Opponent	Games	First Meeting	Last Meeting	Won	Lost
UNC Charlotte	11	1954-55	1983-84	8	3	South Carolina	7	1983-84	2007-08	1	6
UNC Greensboro	11	1990-91	2003-04	5	6	USC Upstate	8	2007-08	2010-11	5	3
UNC Pembroke (State)	57	1951-52	2008-09	42	15	Southeastern	1	1970-71	1970-71	1	0
North Carolina State	9	1978-79	2004-05	1	8	Southeastern Louisiana	5	1994-95	1996-97	4	1
North Carolina Wesleyan	2	1968-69	1969-70	2	0	Southeastern Seminary	1	1956-57	1956-57	1	0
UNC Wilmington	93	1951-52	2010-11	40	53	Southeast Missouri State	1	2000-01	2000-01	0	1
Northeast Louisiana	2	1977-78	1978-79	1	1	Southern Methodist	1	1984-85	1984-85	0	1
Northern Illinois	1	1983-84	1983-84	0	1	Southern Virginia	1	2009-10	2009-10	1	0
Northern Iowa	2	1980-81	1980-81	1	1	Southwest Oklahoma St.	1	1976-77	1976-77	1	0
North Florida	11	2005-06	2010-11	8	3	Southwestern Louisiana	1	1992-93	1992-93	0	1
North Greenville	3	1956-57	1957-58	0	3	Stetson	35	1977-78	2010-11	14	21
Northwestern (LA) State	2	1977-78	1978-79	1	1	Tennessee	1	2004-05	2004-05	0	1
Oak Ridge	23	1951-52	1960-61	17	6	Tennessee Wesleyan	1	1994-95	1994-95	1	0
Oglethorpe	1	1962-63	1962-63	0	1	Texas Christian	1	1984-85	1984-85	0	1
Ohio Valley	1	2006-07	2006-07	1	0	Texas Southern	1	1976-77	1976-77	0	1
Old Dominion	8	1966-67	2002-03	1	7	Towson (State)	8	1980-81	1993-94	4	4
Pennsylvania	1	2008-09	2008-09	0	1	Troy (State)	14	1997-98	2004-05	0	14
Perkinson	1	1959-60	1959-60	1	0	Tusculum	1	1996-97	1996-97	1	0
Pfeiffer	35	1951-52	1989-90	21	14	Union	1	1964-65	1964-65	0	1
Point Park	1	1975-76	1975-76	0	1	US International	1	1990-91	1990-91	0	1
Presbyterian Junior College	19	1951-52	1960-61	18	1	Vanderbilt	1	1998-99	1998-99	0	1
Providence	2	1977-78	1980-81	0	2	Virginia Commonwealth	2	1970-71	1978-79	0	2
Radford	27	1984-85	2007-08	10	17	Virginia Military Institute	4	1978-79	2008-09	1	3
Raleigh	1	1955-56	1955-56	1	0	Virginia State	13	1969-70	1977-78	6	7
Red Springs	2	1951-52	1951-52	2	0	Virginia Tech	4	1979-80	2010-11	0	4
Richmond	9	1982-83	1998-99	2	7	Virginia Wesleyan	2	1972-73	1986-87	2	0
Rio Grande	1	1964-65	1964-65	1	0	Wagner	1	1991-92	1991-92	1	0
St. Andrews	13	1961-62	2009-10	13	0	Wake Forest	6	1987-88	2000-01	0	6
St. Francis (NY)	1	1991-92	1991-92	0	1	Wake Forest (Freshman)	13	1951-52	1959-60	1	12
Salisbury State	2	1972-73	1973-74	2	0	Wake Forest Seminary	2	1957-58	1957-58	2	0
Samford	20	1978-79	2010-11	5	15	West Chester State	1	1977-78	1977-78	1	0
San Diego	2	2005-06	2006-07	0	2	Western Carolina	25	1962-63	2010-11	4	21
San Diego State	1	2006-07	2006-07	0	1	Western Illinois	2	1981-82	1982-83	1	1
Sanford	2	1951-52	1951-52	2	0	William & Mary	8	1992-93	2005-06	2	6
Shorter	1	1966-67	1966-67	0	1	Wingate	19	1951-52	1997-98	12	7
South Alabama	1	1977-78	1977-78	1	0	Winthrop	25	1984-85	2000-01	15	10
						Wisconsin-Green Bay	4	1981-82	1982-83	2	2
						Wofford	3	1969-70	1996-97	3	0

### The Fighting Camel

Many stories exist as to the origin of the nickname "Fighting Camels" and the adoption of a camel as the mascot of Campbell University athletic teams. To date, there is still uncertainty as to why the unique mascot (only one other school in the United States -- and none in Division I -- has the nickname "Camels") was chosen.

According to historian J. Winston Pearce, author of "Campbell College, Big Miracle in Little Buies Creek," the nickname's origin perhaps stretches back to the turn of the century when all but one of the school's original buildings were destroyed by fire. In the aftermath, Z.T. Kivett visited the school's founder and president, Dr. James Archibald Campbell, at his residence.

As Dr. Campbell bemoaned the fate of the institution he had worked 13 years to build, Mr. Kivett encouraged him, "Your name's Campbell; then get a hump on you! We've got work to do." Dr. Campbell thought that Mr. Kivett said, "You're a camel, get a hump on you." Hence the nomadic nickname.

Campbell's athletic teams were originally named the "Hornets." Copies of Creek Pebbles, the school newspaper, in the 1920s and 1930s described the teams as "Hornets." Other references to the athletic teams were "The Campbells" or the "Campbellites."

Although an official date is unknown, the changing of the mascot to a camel came in late 1933 or early 1934. There is no explanation why the nickname was changed to Camels, only this one sentence was printed in the Jan. 13, 1934 issue of Creek Pebbles: "Eight new men were recently initiated into Campbell's monogram club, which has changed its name from 'Hornets' to 'Camels.'" From that point on, all Campbell athletic teams have proudly worn the Camel mascot.



## 2011-12 Opponents

	<b>Appalachian State</b>	<b>Charleston Southern</b>	<b>Chicago State</b>	<b>Coastal Carolina</b>	<b>Creighton</b>
		Jan. 5 at Charleston		Jan. 2 at Buies Creek	
Date(s)	Dec. 22 at Boone	Feb. 2 at Buies Creek	Nov. 21 at Chicago	Feb. 7 at Conway	Nov. 25 at Omaha
Location	Boone, N.C.	Charleston, S.C.	Chicago, Ill.	Conway, S.C.	Omaha, Neb.
Founded	1899	1964	1867	1954	1878
Enrollment	17,222	3298	7235	8700	7622
Nickname	Mountaineers	Buccaneers	Cougars	Chanticleers	Bluejays
Colors	Black & Gold	Blue & Gold	Green & White	Teal, Bronze & Black	Blue & White
Arena	Holmes Center	CSU Field House	Jones Convocation Center	Kimbel Arena	CenturyLink Center Omaha
Capacity	8,325	881	7000	1039	17,260
Conference	Southern	Big South	Great West	Big South	Missouri Valley
President	Dr. Kenneth Peacock	Dr. Jairy C. Hunter	Dr. Wayne D. Watson	Dr. David A. DeCenzo	Rev. Timothy R. Lannon, S.J.
Athletic Director	Charlie Cobb	Hank Small	Sonja Clayton-Pedersen	Hunter Yurachek	Bruce Rasmussen
Head Coach	Jason Capel	Barclay Radebaugh	Tracy Dildy	Cliff Ellis	Greg McDermott
Alma Mater, Year	North Carolina, '02	East Tennessee State, '87	UIC, '91	Florida State, '68	Northern Iowa, '88
W-L at School (Yrs.)	16-15 (2nd year)	53-95 (5)	6-26 (1)	80-49 (4)	23-16 (1)
W-L Overall (Yrs.)	Same	74-103 (6)	Same	692-398 (35)	303-211 (17)
Assistant Coach	Bobby Kummer	BJ McKie	James Farr	Don Hogan	Darian DeVries
Assistant Coach	Justin Gainey	Ahmad Smith	Sean Pryor	Gus Hauser	Steve Lutz
Assistant Coach	Kellen Sampson	Brad Dobbels	Dexter Young	Mamadou N'Diaye	Steve Merfeld
2010-11 Record	16-15	16-16	6-26	28-6	23-16
Conference Record	10-8 (3rd/North)	9-9 (6th)	3-9	16-2 (1st)	10-8 (T4th)
Postseason	N/A	N/A	N/A	NIT 1st Rd.	CBI Finals
SID Contact	Charles Cochrum	Rob Christie	Corey Miggins	Dan White	Rob Anderson
E-Mail	cochrumca@appstate.edu	rchristie@csuniv.edu	cmiggins@csu.edu	dwhite@coastal.edu	randerson@creighton.edu
Office Phone	(828) 262-7602	(843) 863-7688	(773) 995-2217	(843) 349-2840	(402) 280-5544
Mobile Phone	(828) 964-6407		(773) 414-5961		(402) 660-5854
Website	GoASU.com	csusports.com	gocsucougars.com	GoCCUsports.com	gocreighton.com
Series vs. CU	ASU leads 8-3	CU leads 20-19	CSU leads 1-0	CU leads 19-14	1st Meeting
Last Meeting	12/30/09 @ CU	11/28/97 @ Fayetteville, NC	12/29/08 @ Orlando, Fla.	11/13/07 @ Conway	N/A
Result	CU 92-63	CU 74-60	CSU 98-88	CCU 85-76	N/A

	<b>East Carolina</b>	<b>Gardner-Webb</b>	<b>High Point</b>	<b>Houston Baptist</b>	<b>Iowa</b>
		Jan. 14 at Buies Creek	Dec. 3 at Buies Creek	Nov. 11 at Buies Creek	
Date(s)	Nov. 14 at Buies Creek	Jan. 26 at Boiling Springs	Feb. 22 at High Point	Dec. 14 at Houston	Nov. 23 at Iowa City
Location	Greenville, N.C.	Boiling Springs, N.C.	High Point, N.C.	Houston, Texas	Iowa City, Iowa
Founded	1907	1905	1924	1960	1847
Enrollment	27,816	4300	4200	2200	30,893
Nickname	Pirates	Runnin' Bulldogs	Panthers	Huskies	Hawkeyes
Colors	Purple & Gold	Scarlet & Black	Purple & White	Royal Blue & Orange	Gold & Black
Arena	Williams Arena/Minges Col.	Paul Porter Arena	Millis Athletic & Conv. Center	Sharp Gym	Carver-Hawkeye Arena
Capacity	8000	3500	1750	10000	15,500
Conference	Conference USA	Big South	Big South	Great West	Big Ten
President	Dr. Steve Ballard	Dr. Frank Bonner	Dr. Nido Qubein	Dr. Robert B. Sloan	Sally Mason
Athletic Director	Terry Holland	Chuck Burch	Craig Keilitz	Steve Moniaci	Gary Barta
Head Coach	Jeff Lebo	Chris Holtmann	Scott Cherry	Ron Cottrell	Fran McCaffery
Alma Mater, Year	North Carolina, '89	Taylor, '94	North Carolina, '93	Arkansas, '85	Pennsylvania, '82
W-L at School (Yrs.)	18-16 (1)	11-21 (1)	27-34 (2)	396-255 (20)	11-20 (1)
W-L Overall (Yrs.)	229-172 (13)	Same	Same	Same	292-197 (15)
Assistant Coach	Tim Craft	Jay McAuley	Mike Balado	Steven Key	Kirk Speraw
Assistant Coach	Michael Perry	Mike Netti	Ahmad Dorsett	Keith Bernard	Sherman Dillard
Assistant Coach	Ken Potosnak	Takayo Siddle	Trey Brown	Jud Kinne	Andrew Francis
2010-11 Record	18-16	11-21	12-19	5-26	11-20
Conference Record	8-8 (T7th)	6-12 (8th)	7-11 (T7th)	2-10 (T6th)	4-14 (10th)
Postseason	CIT 1st rd.	N/A	N/A	N/A	N/A
SID Contact	Jody Jones	Marc Rabb	Jon Litchfield	Russ Reneau	Matthew Weitzel
E-Mail	jonesjod@ecu.edu	mrabb@gardner-webb.edu	jlitchfi@highpoint.edu	rreneau@hbu.edu	matthew-weitzel@uiowa.edu
Office Phone	(252) 737-4524	(704) 406-4355	(336) 841-4605	(281) 649-3098	(319) 335-9411
Mobile Phone	(252) 414-2019	(704) 974-3662	(336) 848-1918	(281) 923-0813	(319) 430-8176
Website	ecupirates.com	gwusports.com	highpointpanthers.com	HBUHuskies.com	hawkeyesports.com
Series vs. CU	ECU leads 30-19	GWU leads 9-8	HPU leads 24-18	1st Meeting	1st Meeting
Last Meeting	11/15/10 @ Greenville	2/16/08	12/28/02 @ High Point	N/A	N/A
Result	ECU 76-63	GWU 86-70	HPU 79-76	N/A	N/A

## 2011-12 Opponents

	<b>Liberty</b>	<b>Methodist</b>	<b>North Carolina A&amp;T</b>	<b>UNC Asheville</b>	<b>North Carolina State</b>
Date(s)	Dec. 1 at Buies Creek Feb. 25 at Lynchburg	Dec. 10 at Buies Creek	Nov. 17 at Buies Creek	Jan. 12 at Buies Creek Jan. 28 at Asheville	Dec. 29 at Raleigh (Reynolds Col.)
Location	Lynchburg, Va.	Fayetteville, N.C.	Greensboro, N.C.	Asheville, N.C.	Raleigh, N.C.
Founded	1971	1956	1891	1927	1887
Enrollment	12,200	2400	11,338	3500	32,029
Nickname	Flames	Monarchs	Aggies	Bulldogs	Wolfpack
Colors	Red, White & Blue	Green & Gold	Blue & Gold	Royal Blue & White	Red & White
Arena	Vines Center	March F. Riddle Center	Corbett Sports Center	Kimmel Arena	RBC Center (Reynolds Coliseum)
Capacity	8085		5700	3200	19,700 (8560)
Conference	Big South	USA South (D3)	Mid-Eastern Athletic	Big South	Atlantic Coast
President	Jerry Falwell, Jr.	Dr. Ben E. Hancock	Dr. Harold L. Martin	Dr. Anne Ponder	Dr. Randy Woodson
Athletic Director	Jeff Barber	Bob McEvoy	Earl Hilton III	Janet R. Cone	Deborah A. Yow
Head Coach	Dale Layer	David Smith	Jerry Eaves	Eddie Biedenbach	Mark Gottfried
Alma Mater, Year	Eckerd, '80	Methodist, '81	Louisville, '86	NC State, '68	Alabama, '87
W-L at School (Yrs.)	34-29 (2)	154-163 (12)	87-160 (8)	216-232 (14)	0-0 (1st)
W-L Overall (Yrs.)	304-222 (18)	Same	Same	245-283 (18)	278-154 (14)
Assistant Coach	Jason Eaker	Justin Pini	Philip Stitt	Nicholas McDevitt	Orlando Early
Assistant Coach	Brian Joyce	Jason Johnson	Scott Bollwage	Brett Carey	Bobby Lutz
Assistant Coach	Matt Olinger		Walter Booth	Dion Dacons	Rob Moxley
2010-11 Record	19-13	10-16	15-17	20-14	15-16
Conference Record	13-5 (2nd)	5-7 (4th)	9-7	11-7 (3rd, Won BSC Tour.)	5-11 (10th)
Postseason	N/A	N/A	N/A	NCAA 2nd Rd.	N/A
SID Contact	Eric Brown	Kirbie Britt	Brian Holloway	Mike Gore	Dwayne Harrison
E-Mail	eqbrown@liberty.edu	sportsinfo@methodist.edu	bmhollow@ncat.edu	mgore@unca.edu	dwayne_harrison@ncsu.edu
Office Phone	(434) 582-2292	(910) 630-7172	(336) 334-7141	(828) 251-6923	(919) 515-1182
Mobile Phone	(434) 221-8817	(910) 916-0065		(828) 575-6649	(919) 812-5753
Website	libertyflames.com	mumonarchs.com	ncataggies.com	uncabulldogs.com	GoPack.com
Series vs. CU	CU leads 9-8	CU leads 38-3	NCA&T leads 7-4	CU leads 19-13	NCSU leads 8-1
Last Meeting	12/28/07 @ Lynchburg	12/13/95 @ Buies Creek	12/14/05 @ Buies Creek	11/21/09 @ Asheville	11/26/04 @ Raleigh (RBC Center)
Result	LU 68-61	CU 68-50	CU 93-72	CU 85-66	NCSU 99-44

	<b>UNC Wilmington</b>	<b>Presbyterian</b>	<b>Radford</b>	<b>VMI</b>	<b>Virginia Tech</b>	<b>Winthrop</b>
	Dec. 19 at UNCW	Jan. 7 at Clinton	Jan. 19 at Radford	Jan. 21 at Buies Creek	Dec. 17 at Blacksburg	Jan. 17 at Rock Hill
Wilmington, N.C.	Clinton, S.C.	Radford, Va.	Lexington, Va.	Blacksburg, Va.	Rock Hill, S.C.	Feb. 9 at Buies Creek
1947	1880	1910	1839	1872	1886	
13,071	1200	9300	1500	31,000	6400	
Seahawks	Blue Hose	Highlanders	Keydets	Hokies	Eagles	
Teal, Gold & Navy	Blue & Garnet	Red & White	Red, Yellow & White	Chicago Maroon & Burnt Orange	Garnet & Gold	
Trask Coliseum	Templeton Arena	Dedmon Center	Cameron Hall	Cassell Coliseum	Winthrop Coliseum	
6,100	2500	43500	5000	9,847	6100	
Colonial Athletic Association	Big South	Big South	Big South	Atlantic Coast	Big South	
Dr. Gary Miller	Dr. John Griffith	Penelope W. Kyle	Gen. J.H. Binford Peay III	Dr. Charles Steger	Dr. Anthony J. DiGiorgio	
Jimmy Bass	Brian Reese	Robert Lineburg	Donny White	Jim Weaver	Tom Hickman	
Buzz Peterson	Gregg Nibert	Mike Jones	Duggar Baucom	Seth Greenberg	Randy Peele	
North Carolina, '86	Marietta, '79	Howard, '90	UNC Charlotte, '95	Fairleigh Dickinson, '78	Virginia Wesleyan, '80	
13-18 (1)	362-292 (22)	0-0 (1st)	87-94 (6)	154-106 (8)	65-62 (4)	
238-165 (13)	Same	Same	124-113 (8)	367-276 (21)	106-131 (8)	
Jamie Kachmarik	Justin Smith	Kyle Getter	Daniel Willis	James Johnson	Paul Molinari	
Andre Gray	Quinton Ferrell	Chris Hawkins	Jason Allison	John Richardson	Larry Dixon	
Brooks Lee	Sean Dixon	J.D. Byers	Jack Castleberry	Rob Ehsan	Marty McGillan	
13-18	13-18	5-24	18-13	22-12	13-17	
7-11 (8th)	7-11 (8th)	2-16 (10th)	10-8 (4th)	9-7 (T4th)	9-9 (5th)	
N/A	N/A	N/A	N/A	NIT 2nd rd.	N/A	
Joe Browning	Simon Whitaker	Joey Beeler	Wade Branner	Bill Dyer	Jack Frost	
browningj@uncw.edu	swhitaker@presby.edu	jwbeeler@radford.edu	brannerwh@vmi.edu	wdyer@vt.edu	frostj@winthrop.edu	
(910) 962-3236	(864) 833-8252	(540) 831-5726	(540) 464-7253	(540) 231-8852	(803) 323-2129x6245	
(910) 352-0628	(843) 475-1129	(704) 458-6198		(540) 998-5906	(803) 984-3422	
UNCWsports.com	GoBlueHose.com	RUHighlander.com	VMIKeydets.com	hokiesports.com	winthropeagles.com	
UNCW leads 53-40	CU leads 18-1	RU leads 17-10	VT leads 3-1	VT leads 4-0	CU leads 15-10	
12/22/10 @ Buies Creek	12/5/60 @ Buies Creek	12/8/07 @ Radford	12/9/08 @ Lexington	11/12/10 @ Blacksburg	11/21/00 @ Rock Hill	
CU 57-56	CU 76-56	RU 75-68	VMI 88-76	VT 70-60	WU 70-39	

## Opponent Records (1977-2011)

### Individual

Points (Overall): 40 by David Holston of Chicago State (12/29/08)  
 Points (Two Players): 59 by David Holston (40) and John Cantrell (19) of Chicago State (12/29/08)  
 Points (Three Players): 74 by David Holston (40), John Cantrell (19) and Carl Montgomery (15) of Chicago State (12/29/08)  
 Points (Four Players): 84 by Charles "Hawkeye" Whitney (27), Clyde Austin (22), Tiny Pinder (18) and Donnie Perkins (17) of North Carolina State (12/9/78); 84 by Freddie Burton (27), Calvin Lamb (25), Tyrone Cunningham (16) and Jerome Washington of Long Island (12/20/86)  
 Points (A-Sun Regular Season): 39 by Earnest Crumbley at Florida Atlantic (2/26/04)  
 Points (A-Sun Tournament): 32 by Micah Williams of East Tennessee State (3/4/10)  
 Points (Big South Regular Season): 33 by George Henson of Winthrop (2/10/90)  
 Points (Big South Tournament): 29 by Donald Johnson of Armstrong State (2/26/87)  
 Field Goals Made: 15 by Sammy Drummer of Georgia Tech (2/26/79); 15 by Dave Skaff of George Mason (1/31/81); 15 by Roger Carr of Pembroke State (2/9/81); 15 by William Calvin of Coastal Carolina (2/16/85); 15 by Tim Smith of East Tennessee State (1/7/06)  
 Field Goals Attempted: 28 by Bailey Alston of Liberty (1/7/88)  
 Field Goal Percentage:  
 (10-14 attempts): 90.9 (10-11) by Simon Conn at Gardner-Webb (1/13/06)  
 (15-24 attempts): 81.3 (13-16) by Jeff Warbritton of Stetson (1/22/98)  
 (25 or more attempts): 60.0 (15-25) by Sammy Drummer of Georgia Tech (2/26/79); 60.0 (15-25) by Dave Skaff of George Mason (1/31/81)  
 3-Pt. Field Goals Made: 11 by Earnest Crumbley at Florida Atlantic (2/26/04)  
 3-Pt. Field Goals Attempted: 18 by Earnest Crumbley at Florida Atlantic (2/26/04)  
 3-Pt. Field Goal Percentage: 100.0 (6-6) by Steve Richardson of East Carolina (1/2/92); 70.0 (7-10) by Jeff Hodson of Augusta (2/9/87)  
 Free Throws Made: 15 by George Henson of Winthrop (2/10/90)  
 Free Throws Attempted: 18 by Mike Emanuel of Pembroke State (2/18/84); 18 by Vernon Butler of Navy (3/4/85); 18 by George Henson of Winthrop (2/10/90)  
 Free Throw Percentage: 100.0 (12-12) by Gary Cooper of UNC Wilmington (1/8/79); 100.0 (12-12) by Brandt Williams of UNC Asheville (2/18/89) 100.0 (12-12) by Rob Lewin of Troy State (1/3/04)  
 Rebounds: 22 by Brad Nuckles of East Tennessee State (1/7/06)  
 Assists: 15 by Brian Schmall of Radford (2/4/93)  
 Steals: 11 by Phillip Huyler of Florida Atlantic (1/18/97)  
 Blocked Shots: 10 by Kenny George of UNC Asheville (11/17/07)  
 Minutes Played: 53 by Ron Shelburne of Radford (2/11/88)  
 Turnovers: 10 by David Holston of Chicago State (12/29/08)

### Team

Points: 120 by Troy State (1/28/04)  
 Points (1st half): 65 by East Tennessee State (1/7/06)  
 Points (2nd half): 65 by Marshall (2/13/82), by Belmont (2/6/09)  
 Points (Overtime): 21 at UNC Asheville (12/14/02)  
 Points (In Loss): 97 (98-97 CU win) by Ferrum (1/6/92)  
 Fewest Points (Overall): 41 by Winthrop (1/12/85); 41 by Clinch Valley (11/27/96); 41 by Samford (1/9/97); 41 by Wingate (12/30/97)  
 Fewest Points (1st half): 12 by William & Mary (1/10/94)  
 Fewest Points (2nd half): 14 by East Carolina (2/1/88)  
 Fewest Points (Overtime): 0 by Augusta (2/4/84)  
 Field Goals Made: 48 at San Diego State (12/12/06)  
 Field Goals Attempted: 85 by Troy State (1/3/04)  
 Field Goal Percentage: 74.3 (26-35) by East Carolina (1/10/83)  
 3-Pt. Field Goals Made: 21 by Troy State (1/28/04)  
 3-Pt. Field Goals Attempted: 52 by Troy State (1/28/04)  
 3-Pt. Field Goal Percentage: 77.8 (7-9) by Central Florida (12/19/86); (7-9) by Florida Atlantic (2/15/96)  
 Free Throws Made: 47 by UNC Charlotte (12/13/83)  
 Free Throws Attempted: 59 by UNC Charlotte (12/13/83)  
 Free Throw Percentage:  
 (10-19 attempts): 100.0 (13-13) at Gardner-Webb (2/14/03)  
 (20-29 attempts): 92.6 (25-27) by UNC Asheville (1/27/90)  
 (30-39 attempts): 87.1 (27-31) at Mercer (1/7/2010)  
 (40-49 attempts): 85.4 (35-41) by Methodist (12/8/80)  
 (50 or more attempts): 79.7 (47-59) by UNC Charlotte (12/13/83)  
 Rebounds: 56 by Providence (2/18/78); 56 by Radford (2/23/87)  
 Assists: 34 by Troy State (1/28/04)  
 Steals: 24 by Vanderbilt (12/19/98)  
 Blocked Shots: 16 by UNC Asheville (11/17/07)  
 Turnovers: 31 by Methodist (12/8/79); 31 by UNC Pembroke (11/11/06)  
 Personal Fouls: 35 by North Carolina Central (12/24/79); 35 by North Carolina A&T (2/13/80)  
 Fouled Out: 5 by Baptist (1/13/90)



## Carter Gym (1953-2008)

Home of the Camels from 1953-2008, venerable Carter Gymnasium on the Campbell University campus in Buies Creek, N.C., was truly one of the most unique places to watch a Division I basketball game. For over half a century, the Camels called the brick and concrete structure with wooden rafters home. And what a home court advantage it is.

Since the Fighting Camel men's team joined NCAA Division I in 1977-78 until the last game played in the facility on Feb. 25, 2008, Campbell posted a 173-106 record (.620) in games played at Carter. From 1973-2008, the Lady Camels amassed a 286-115 mark (.713) at the site.

"The cozy atmosphere and the community and student support can be felt in a special way in Carter Gym," said Lady Camel head coach Wanda Watkins, who played in the facility for Campbell from 1975-79. "I know that all our players would agree that they are confident every time they step on that floor, regardless of the opposition, because of that atmosphere."

The 2007-08 season marked the final year that Carter Gym hosted intercollegiate basketball competition. Since the Campbell men's and women's basketball, volleyball and wrestling teams moved into the John W. Pope Jr. Convocation Center in the fall of 2008, Carter Gym is now used primarily by the University's physical education, campus recreation and intramural departments.

Ground-breaking ceremonies were held on May 3, 1952. Named for the family of textile executive Howard Carter, the facility was dedicated on Feb. 20, 1953. On that night, in the first games played in the new building, the Campbell women defeated Worth's Business College 55-50 behind Dot Howard's 21 points. The men dropped a narrow 66-63 decision to the Wake Forest J.V. squad despite 24 points from Ronald Percise.

Prior to the 1994-95 season, the facility was refurbished with a new wood floor and armchair seats that circle the floor on three sides. Capacity for basketball games now stands at 947, but more than 1,000 fans have crammed into the arena on several occasions since the capacity was limited. For the record, Carter Gym stood as the second-smallest men's basketball home court in the NCAA Division I ranks, only larger than the Charleston Southern University Field House (capacity 790).

Carter Gym hosted the 1988 Big South Conference Women's Basketball Tournament and the Lady Camels registered some of the club's most memorable wins at the site. The 1987-88 team won a school-record 15 games at the facility, while the 1990-91 club was undefeated at 12-0 in Carter. During the 1997-98 season, Campbell scored its first victory over an Atlantic Coast Conference school (Wake Forest) as a Division I member, and recorded its first win over a nationally-ranked Division I opponent (#21 Florida International) in Carter Gym.

As a Division I member, the Campbell men recorded a pair of unbeaten seasons at the site, including an 8-0 record in 1988-89 and a perfect 10-0 slate in 1993-94. In the first game televised from the facility, Campbell defeated Florida International 55-54 on Jan. 28, 1995 when Corey Best hit a jumper with seven seconds remaining.

In 2005-06, Campbell's men finished second nationally in scoring offense at 82.8 points per game and CU fans reacted to the team's success by selling out Carter Gym five times and filling the 53-year-old facility to 96 percent of its capacity throughout the campaign.

During the 2006-07 season, the Campbell men set a school Division I era record for wins at Carter Gym (12). CU also notched a school mark by scoring 100 or more points in a game five times during the season. CU hit the century mark in three-consecutive home games – wins over UNC Wilmington (100-94), Radford (101-88) and Ohio Valley (107-65). On Feb. 8, 2007, the Camels set a school record for most points scored against an Atlantic Sun opponent in a 104-82 victory over Stetson.

Some of the most famous names in basketball history, including Bob Cousy, John Wooden, Pete Maravich and Michael Jordan, have passed through the Carter Gym doors as instructors at the Campbell Basketball School. Maravich attended the camp every year from age nine through 18.

The most famous game played at the building was the February 29, 1964 contest between Angier and Boone Trail for the Harnett County high school championship. That game lasted 13 overtimes, a record for the National Federation of High Schools Association, that is unmatched by the NCAA or NBA. The fact that Boone Trail eventually won 56-54 is not as remarkable as the fact that neither team substituted during the contest.



## Campbell Basketball School

Since 1956, thousands of youth from across the United States and around the globe have flocked to Buies Creek, N.C. for the annual Campbell Basketball School.

The nation's oldest and largest summer basketball camp has been the summer home at some point in time for a virtual "Who's Who" among roundball luminaries.


Founded by Campbell head coach Fred McCall and the legendary Horace "Bones" McKinney, 125 boys attended the first camp in 1956. Over the next 50 years, the camp grew to accommodate as many as 2000 youngsters in a summer. At the time of its opening, the camp was the first of its kind to be held in North Carolina and one of the few in the United States.

Though the years, basketball immortals such as John Wooden, Bill Sharman, Dolph Schayes, Press and Pete Maravich, Michael Jordan and James Worthy have assisted in the camp. Hall of Famer Pete Maravich attended the camp without missing a year from age nine through 17. At least seven of the NBA's Top 50 Legends, including Nate "Tiny" Archibald, who spoke twice during the 2001 camp, have appeared at the School.

Recent NBA players who have appeared at the camp include Jordan, Christian Laettner, Rick Fox, Vinny Del Negro, Rodney Rogers, Danny Ferry and Shammond Williams.

Coach Rick Barnes of Texas and Coach Kelvin Sampson from Oklahoma served as guest instructors at the 2004 Basketball school along with Michael Curry of the Toronto Raptors and Moochie Norris of the New York Knicks. Phoenix Suns center Pat Burke visited the camp in 2006.

The camp runs for two, week-long sessions in early June each year. In addition, a Father and Son Camp and team camps have been added to the traditional schedule. For more information on the 2012 Campbell Basketball School, contact the basketball office at (910) 893-1335 or 1-800-334-4111, ext. 1335.



*The late Pete Maravich was a regular at the Campbell Basketball School in the 60s and 70s.*

## The Wizard and "The Creek"



*Coach John Wooden (center) with Campbell coaches Fred McCall and Danny Roberts at the Campbell Basketball School during the 1960s.*

As a college basketball coach, few could rival the accomplishments of John Robert Wooden. In 27 years as head coach at UCLA, Wooden led his teams to an unprecedented 10 NCAA National Championships, including seven-consecutive titles from 1966-73. Included in that string is one of the most amazing win streaks in all of sport – 38 straight NCAA Tournament victories.

From 1970-74, Coach Wooden's teams won an NCAA-record 88-straight games, and in 1972, he was inducted into the National Basketball Hall of Fame, becoming the first and only person inducted to the Hall as a player and coach.

"The Wizard of Westwood" is the only college coach to compile four undefeated seasons of 30-0 and his Bruins captured 16 conference championships.

Not only did Coach Wooden lead his UCLA teams to a 620-147 won-lost record, he also spent much of his free time teaching the game to young players nationwide. For many years in the 1960s and 1970s, Coach Wooden would travel to Buies Creek to teach and lecture at the Campbell Basketball School.

Among the many awards bestowed upon Coach Wooden are the 1970 Sporting News Sportsman of the Year and the 1973 Sports Illustrated Sportsman of the Year. He was presented an Honorary Doctor of Humanities degree from Campbell in 1973.

Born Oct. 14, 1910 in Martinsville, Ind., Wooden earned All-America honors at Purdue University in 1930, '31 and '32. He led the Boilermakers to the national championship in 1932 when he was named College Basketball Player of the Year. Coach Wooden passed away June 4, 2010 at the age of 99.

Through the course of his career, Coach Wooden summarized key points in his philosophy of basketball and life through the Pyramid of Success.

## Fred McCall: Actions Louder Than Words

The following article appeared in the News & Observer on June 12, 1994, one day before Fred McCall was inducted into the North Carolina Sports Hall of Fame. Coach McCall passed away on Mar. 28, 2008.

By Steve Politi

Ask Fred McCall a question about his accomplishments in basketball and he'll answer only begrudgingly. "I'm not bragging," McCall will usually say after he responds. "I'm just telling you the facts."

The facts point to a career that's touched the lives of thousands of budding basketball stars. McCall helped develop the Campbell Basketball Camp, one of the first and largest in the nation. He served as basketball coach and athletics director at Campbell University.

In addition, he invented and patented the McCall Rebounder, a device that helps players learn rebounding fundamentals.

It's a career worth bragging about, but McCall won't.

"That's what took him so long to get in the Hall of Fame," said Horace "Bones" McKinney, a Hall member who will introduce McCall at the June 13 banquet. "Everything he did, he will tell you that somebody else did it."

His peers, however, will do some bragging for him.

"Fred McCall is one of the finest men I have ever known," said John Wooden, former UCLA basketball coach and winner of 10 NCAA titles. "He's a wonderful person in every respect."

Wooden is one of the many college coaches who taught clinics at the Campbell camp, which McCall and McKinney – then coach at Wake Forest – founded in 1956.

That year, 125 youths attended the camp. But word soon got out, and when big names like Bob Cousy and Wooden began to show up, the number soared to 1,500 during the two one-week sessions.

"People were hungry for basketball then," McKinney said. "And we were the first camp – all of the others came after us. And hey, we were cheap."

For \$25 young stars could learn basketball with the best. "The kids enjoyed it," McCall remembered. "The food was good, the housing was good. A crowd attracts a crowd, and they had wonderful instructors."

While serving as camp director, McCall was coaching the Campbell basketball team. He compiled a 221-104 record as coach, winning five championships at the junior college level.

"You didn't worry about the percentages," he said. "You just took more shots than the other team and made more goals. They say defense wins. I have never seen a defense put the ball through the hoop."



Coach McCall on the practice floor.



His teams missed a lot of shots, and McCall quickly found that good rebounding was a key to success. That's why he developed a rebounding machine to help strengthen a player's ability to snatch down a ball off the boards.

"I used it when I was coaching at Wake Forest," McKinney said. "He tried to get me to go in with him, and I told him, 'Fred, you're just wasting your time.' That's what Roebuck said to Sears."

McCall developed the Rebounder and sold the patent. The machine became an instant success.

"It's not only known nationally," McKinney said. "The Rebounder in every gym across the world was developed by Fred McCall."

The machine looks like a large wire basket sitting on top of a pole. It adjusts for the height and stretch of the player, and helps improve his reflexes and strength.

"It definitely has been helpful," Wooden said. "Basketball coaches are always concerned with rebounding. Most believe if you can control rebounding, you can control the game."

McCall's daughters recently gave their father a box filled with memorabilia, much of it from his coaching career at Campbell. "I had never kept a thing," he said.

Some of the pictures dated back to his college days at Lenoir-Rhyne, where McCall was a three-sport star. After he graduated, McCall started a baseball career in the minor leagues, playing on the same team as New York Giant great Bobby Thomson.

McCall and his wife, Pearl, moved to Buies Creek in 1952. At Campbell, McCall has gone from coach and teacher to athletics director to administrator to executive vice president. He retired in 1986. His contributions to Campbell weren't overlooked by his peers – they named a building for him in 1973.

Still, McCall doesn't consider the Rebounder his greatest accomplishment. Or the Campbell camp. Or his coaching record.

"It's staying here at Campbell University, rearing a family of three and (having) and nice, nice wife."

And that's something he's willing to brag about.

Reprinted with permission of The News & Observer of Raleigh, North Carolina.


## Surrounding "The Creek"



Major recording artists such as the Dave Matthews Band, Aerosmith, Rascal Flatts, Def Leppard, Kid Rock and Coldplay have performed at the Time Warner Pavilion in Raleigh.



Raleigh Capitol Square



Raleigh Skyline

Campbell University is located in the small town of Buies Creek. The Campus is situated approximately half-way between Raleigh (30 miles south) and Fayetteville (28 miles north) in the Cape Fear Region of North Carolina.

### Raleigh Facts:

- Capital of North Carolina
- Population: over 370,000
- Home to the Time Warner Pavilion at Walnut Creek and the North Carolina State Fair (Oct.)
- RDU International Airport takes flights from 12 different airlines

### Fayetteville Facts:

- Nickname is All-American City
- Sixth largest city and fourth largest metropolitan area in the state
- Population: over 300,000 – including Fort Bragg Army Base and the Pope Air Force Base
- Home to Fort Bragg Army Base and the 82nd Airborne and Special Operations Museum

### Fort Bragg Facts:

- Formed as Camp Bragg in 1918
- Home to the famed 82nd Airborne Division and its 15,000 troops
- Also home to the U.S. Army Special Operations Command
- In total, 42,000 soldiers are station at Bragg

### Distance from the Creek

- |                        |            |
|------------------------|------------|
| • Raleigh              | 35 minutes |
| • Fayetteville         | 35 minutes |
| • RDU Airport          | 45 minutes |
| • Wrightsville Beach   | 2 hours    |
| • Grandfather Mountain | 4 hours    |
| • Charlotte            | 3 hours    |



The RBC Center – a state-of-the-art arena located in western Raleigh – is home to the NHL's Carolina Hurricanes, N.C. State men's basketball, and numerous indoor concerts, circuses and trade shows each year. Photo By: Gregg Forwerck

# 142 TEAMS WILL PARTICIPATE IN THE TENTH ANNUAL



A record total of 142 teams – representing 16 collegiate athletic conferences – will compete in the three-day event (February 17-19), with the entire SEARS BracketBusters slate of matchups to be announced in late January.

Of the 71 games, a minimum of 13 will be televised, with six contests on ESPN2 which are simulcast on ESPN3. An additional five games will be aired on ESPNU and two exclusive games on ESPN3. Please consult your local listings for start times.

**HOME TEAMS:** Albany, Maine, New Hampshire, Vermont, Montana, Northern Arizona, Northern Colorado, Sacramento State, Weber State, Charleston Southern, Coastal Carolina, Gardner-Webb, Radford, Virginia Military Institute, Cal State Fullerton, Cal State Northridge, Pacific, UC Irvine, UC Riverside, Delaware, George Mason, Georgia State, Hofstra, Northeastern, Virginia Commonwealth, Butler, Cleveland State, Detroit, Green Bay, Milwaukee, Canisius, Iona, Loyola (Md.), Manhattan, Saint Peter's, Ball State, Bowling Green, Central Michigan, Kent State, Miami (Ohio), Ohio, Morgan State, Bradley, Creighton, Evansville, Illinois State, Missouri State, Austin Peay, Eastern Illinois, Eastern Kentucky, Jacksonville State, Murray State, SIU-Edwardsville, Appalachian State, Davidson, McNeese State, Nicholls State, Northwestern State, Sam Houston State, Southeastern Louisiana, Stephen F. Austin, Missouri-Kansas City, North Dakota State, Oral Roberts, South Dakota, South Dakota State, Idaho, Louisiana Tech, New Mexico State, Utah State and Loyola Marymount.

**AWAY TEAMS:** Binghamton, Boston University, Hartford, Maryland-Baltimore County, Stony Brook, Eastern Washington, Idaho State, Montana State, Portland State, Campbell, High Point, Liberty, Presbyterian, UNC-Asheville, Winthrop, Cal Poly, Long Beach State, UC Davis, UC Santa Barbara, Drexel, James Madison, UNC-Wilmington, Old Dominion, Towson, William & Mary, Illinois-Chicago, Loyola (Ill.), Valparaiso, Wright State, Youngstown State, Fairfield, Marist, Niagara, Rider, Siena, Akron, Buffalo, Eastern Michigan, Northern Illinois, Toledo, Western Michigan, Delaware State, Hampton, Drake, Indiana State, UNI, Southern Illinois, Wichita State, Morehead State, Southeast Missouri State, Tennessee-Martin, Tennessee State, Tennessee Tech, College of Charleston, Wofford, Central Arkansas, Lamar, Texas-Arlington, Texas-San Antonio, Texas A&M-Corpus Christi, Texas State, IUPUI, IUPUI, Oakland, Southern Utah, Western Illinois, Fresno State, Hawaii, Nevada, San Jose State and St. Mary's.



## Campbell University Athletics Facilities



**Clockwise from top left:** Pope Center weight room, John W. Pope Jr. Convocation Center, Irwin Belk Track, Barker-Lane Stadium, McLeod Athletic Training Facility, Gilbert Craig Gore Arena.



## Campbell University Athletics Facilities



**Clockwise from top:** Keith Hills Country Club, Taylor Field, Johnson Natatorium, Eakes Complex Soccer Stadium, Eakes Complex Softball Field, CU Cross Country Course, Nisbet Tennis Center.



## Campbell Basketball On the Air

When Campbell tips-off the 2011 season, every Fighting Camel Basketball game will be heard on 107.3 FM.

For the fifth year, Campbell University's flagship station will continue to be 107.3 WCLN-FM in Fayetteville. Licensed by the Federal Communications Commission to Clinton, N.C., WCLN's 25,000-watt signal reaches parts of 21 counties in southeastern North Carolina including all of Harnett, Cumberland, Johnston, and Sampson counties. The station's signal also covers a majority of Wake County, including a large portion of Raleigh.

Basketball coverage on the Campbell University Radio Network will begin 30 minutes prior to the scheduled tip time with a comprehensive pre-game show, including a complete breakdown of the day's contest, interviews, and scores from around the nation.

Coverage continues well after the final whistle has blown. The GoCamels.com Post Game Report features reaction from Coach Laing, final statistics from the game, highlights and other game scores.

### Streaming Audio/Video

In addition to the on-air signals of 107.3 WCLN-FM audio and video coverage of Campbell Football games is also available on-line at the all new [www.Gocamels.com](http://www.Gocamels.com), the official web site of CU athletics. Video and audio are available for every home basketball game on Gocamels.com. Audio is also available for every away contest.

### The New "Voice of the Camels"

Athletics Marketing Coordinator Chris Hemeyer is in his first year as the radio voice of Fighting Camel Men's Basketball and football.

Hemeyer joined the Fighting Camel staff on Aug. 8, 2011 from Kinston, where he was Director of Broadcasting and Public Relations for the Kinston Indians, the Cleveland Indians affiliate in the Carolina (Class A) League. In his six years



Chris Hemeyer



Jerry Smith



Bill Priestley

with the Indians, the radio network grew from one to four stations.

He also produced and hosted a weekly television show, *Tribe Talk*, and spearheaded the All-Star Student Program, which reaches more than 66,000 students in Eastern North Carolina.

In addition to Hemeyer's play-by-play work with the Indians, he also spent the last three seasons as the play-by-play voice for the first half of the East Carolina University baseball season. Hemeyer's basketball play-by-play experience includes fill-in work for East Carolina men's broadcasts since 2008. He has also been the voice of Lenoir Community College men's basketball since 2008.

His football experience includes television sideline reporting for ECU football games on MASN and Comcast Sports Southeast. Hemeyer was also the studio host for Ohio University football for radio broadcasts on the Ohio IMG Sports Network. Last season, Hemeyer hosted a post-game call-in show and weekly talk show for East Carolina football. Hemeyer also filled in as color commentary for the Campbell-Georgia State football broadcast last season.

Since 2006, Hemeyer has been the voice of high school football in Craven County, calling multiple state championship games.

Hemeyer arrived in North Carolina in 2001, spending five years at WCTI-TV in New Bern. He worked as a news and sports reporter, moving up to weekend sports anchor. He graduated from the University of Missouri in 1999.

In addition, the native of Columbia, Mo., oversees Campbell's web streaming video and audio program, the production of video content for GoCamels.com as well as producing marketing and promotional videos for the athletics department. Campbell produces live web streaming of home events in football, men's and women's soccer, volleyball, men's and women's basketball, wrestling, baseball and softball.

### Studio Host

Bill Priestley returns to the microphone for his second year of Fighting Campbell Broadcasts. Priestley will anchor the Men's Basketball broadcasts as Studio Host. A 14-year radio veteran, Priestley has worked for the Tennessee Titans Radio Network as well as stations in Tennessee, Indiana, South Carolina and North Carolina. In addition to football duties, Priestley will handle play-by-play of Campbell women's basketball, baseball and softball games in the 2010-11 year. A graduate of Furman University majoring in History, Priestley is working on his Master's Degree in Education at Campbell.



## Media Information

This publication is prepared to be a source for members of the news media. Additional information is available upon request from the Campbell Athletics Media Services office. News releases, action and still photographs and other materials are available to accredited members of the media.

### Press Credentials

Media members are encouraged to notify the Campbell Athletics Media Services office as far in advance of their intentions of covering Fighting Camel Basketball. Press credentials are limited to working members of the print and electronic media. Photo credentials are issued to only working photographers and videographers. Photographers are restricted to the baselines and may use natural light only. Please contact the Media Services office regarding the use of strobe units. Flash units are not allowed at Gore Arena.

All media requests should be directed to

**Stan Cole,**  
Associate AD/Media Services  
P.O. Box 10  
Buies Creek, NC 27506  
910.893.1331 (office)  
910.814.7467 (mobile)  
cole@campbell.edu



All requests must be made in writing on company letterhead and may sent via email to Stan Cole. Please call to confirm reception of the message.

Requests made at least one week in advance will be mailed to the media member. All others will be left at the ticket will call window of the John W. Pope Convocation Center / Gilbert Craig Gore Arena.

### Interview Policies

The Campbell Athletics Media Services office will attempt to arrange all reasonable requests for interviews with Fighting Camel head coach Robbie Laing and the team members. With respect to practice, study and personal time, a few guidelines should be followed.

**Player Interviews:** All interview requests with Campbell basketball players must be arranged through the Athletics Media Services office. Players are generally available for interviews prior to and immediately following practice sessions, but contacts should be arranged through Stan Cole.

If a media member desires to arrange a telephone interview, the player will be given a



Sonny Smith, Coach Robbie Laing, Matt Stewart and the CSS crew.

telephone number to contact that individual in a reasonable response period, either before or after practice.

**Post Game Interviews:** Following each home game, the visiting head coach and any requested players will be brought to the media work room after a 10-minute cool down period. Campbell head coach Robbie Laing and two players will follow in the interview room. The Campbell locker room is closed to all individuals with the exception of authorized team or university personnel.

**Road Interviews:** Interviews with Coach Laing or team members away from campus or contact outside of playing sites must be arranged through the Athletics Media Services office. Every attempt will be made by Campbell personnel to satisfy the interview request within reason. Generally, interviews will not be granted following the team's practice session on the day of a game.

**Head Coach Interviews:** Requests for interviews with Fighting Camel head coach Robbie Laing should be made through Associate A.D. for Media Services Stan Cole at 910.893.1331 or through the men's basketball graduate assistant, Cole Dewey, at 910.893.1335. Coach Laing's office is located along the south side of the Pope Convocation Center.

### Home Game Services

Working press facilities and wireless internet access are available at courtside in Gore Arena and in the media work room of the John W. Pope Jr. Convocation Center. Telephone lines are available upon request. The Athletics Media Ser-

VICES department will provide a pre-game snack to working media members in the media work room.

A full NCAA boxscore and play-by-play sheets will be distributed following the completion of each game. Stats are also provided to press row throughout the game.

### Broadcasts

Announce positions for radio broadcasts of Fighting Camel basketball games are located courtside along press row in Gore Arena. Under reciprocal agreements, the official designated originating station or network of the visiting team is allowed to originate radio broadcasts without charge. Official stations must contact Stan Cole at the Athletics Media Services office for information and fees concerning broadcasts.

### Big South Conference Media Services

Throughout the basketball season, the Big South Conference staff will provide updated statistics daily for each conference team, plus a weekly release, to the media through Big South website at [www.BigSouthSports.com](http://www.BigSouthSports.com).

### GoCamels.com

The media services office updates and maintains the Athletics pages for each of Campbell's 20 varsity sports on the University web site. Media guides, game stories, player and coach bios, schedules, statistics, results, boxscores as well as live stats may be found on the web site.

## Fighting Camels Radio / TV Roster



**1** **Trey Freeman**  
6-2 / Fr.  
Virginia Beach, Va.



**2** **Amir Celestin**  
6-1 / Sr.  
Miami, Fla.



**3** **Rico Ferguson**  
6-2 / So.  
Richmond, Va.



**4** **Darren White**  
6-4 / Jr.  
Danville, Va.



**10** **Anthony Horton**  
6-8 / So.  
League City, Texas



**15** **Marvelle Harris**  
6-6 / So.  
Macon, Ga.



**20** **Andrew Ryan**  
6-4 / Fr.-R  
Lynden, Wash.



**21** **Eric Griffin**  
6-8 / Sr.  
Orlando, Fla



**22** **Darius Leonard**  
6-9 / So.  
Raleigh, N.C.



**24** **Jihad Wright**  
6-4 / Fr.  
Gastonia, N.C.



**25** **Lorne Merthie**  
6-2 / Sr.  
Sanford, Fla.



**30** **Tyler Zegarzewski**  
6-6 / Fr.-R  
Hope Valley, R.I.



**35** **Nnadozie Onuoha**  
6-3 / So.  
Wake Forest, N.C.



**41** **Antonio Kalpic**  
6-9 / So.  
Sibenik, Croatia



**45** **Trae Bremer**  
6-9 / Fr.  
Leoti, Kan.



**HC** **Robbie Laing**  
Head Coach  
Troy State, '82




**AC** **Charles Baker**  
Assoc. Head Coach  
Eastern Kentucky, '90



**AC** **Brian Burg**  
Assistant Coach  
Mount Mercy, '03



**AC** **Ryan Ridder**  
Assistant Coach  
Embry-Riddle '08



**GA** **Cole Dewey**  
Graduate Asst.  
Campbell, '11

## Campbell Basketball in the Big South Conference

After 17 years as a member of the Atlantic Sun Conference, Campbell returned to its roots on July 1, 2011 when it re-joined the Big South Conference, of which it was a charter member. This installment covering Men's Basketball continues in a year-long celebration of Campbell's return to the Big South.

Campbell made four appearances in the Big South Conference Tournament championship game from 1987-94. The Camels won the 1992 tournament – defeating Charleston Southern 67-53 in the final – and earned the Big South's first automatic bid in men's basketball in 1992. Mark Mocnik was named tournament MVP and joined on the all-tournament team by fellow Camels Billy Ellison and Joe Spinks.

CU went on to face top-ranked and defending national champion Duke in the first round of the 1992 NCAA Tournament at Greensboro.

Campbell posted a 9-8 record (.525) in Big South Tournament play from 1986-94 and never lost a semi-final game in four tries.

The Camels finished as Big South Tournament runner-up on three occasions. In 1987, top-seeded Charleston Southern defeated the 2nd-seeded Camels 64-63 in the final. In 1989, 4th-seeded UNC Asheville upset 2nd seed Campbell 93-78. Fourth-seeded Liberty topped the 2nd-seeded Camels 76-62 in the 1994 title contest.

In nine seasons, Campbell compiled a 63-57 (.525) record in Big South regular season play. CU won a school-record 12 Big South contests in 1994 during its 20-9 overall campaign that included victories at North Carolina State (72-69 in overtime) and South Carolina (73-72).

Camels were named Big South Player of the Year three times from 1987-94 as Clarence Grier (1987), Henry Wilson (1989) and Joe Spinks (1994) claimed the honor.

Billy Lee claimed Big South Coach of the Year honors twice – in 1987 and 1994.

Camels earned at least a share of Big South Rookie of the Year recognition in three of the first four years the honor was presented. Joe Spinks (1991) and Scott Neely (1992) were outright winners of Rookie of the Year, while Dan Pogue shared the 1994 award.

Campbell won the Sasser Cup, presented annually to the Big South school with the best overall sports performance, in each of its last three years in the league (1992, 1993, 1994).

CU players were recognized on the all-conference teams 13 times in the program's 9 years as a Big South member (1986-94), including 4-time all-league choice Joe Spinks (1991-94) and 3-time honoree Henry Wilson (1987-89).

Camels were named to Big South All-Tournament teams nine times, including two-time honorees Henry Wilson (1987, '89), Mark Mocnik (1989, '92) and Joe Spinks (1992, '94).

Spinks was inducted into the Big South Conference Hall of Fame in 2004.



4-time All-BSC forward Joe Spinks.



Campbell won the 1992 Big South Conference Tournament Championship.

## The Big South Conference

Since its founding in 1983, the Big South Conference has matured into a competitive leader in college athletics, actively pursuing excellence on the field of play and in the classroom. The League's growing presence as an NCAA Division I athletic conference is evident by athletic accomplishments on the national stage, innovative marketing and media partnerships, increased television packages, and quality athletic competition while intentionally fostering the academic, personal, social, athletic and leadership development of each student-athlete. This has evolved into the Conference's mission of "Developing Leaders Through Athletics."

The Big South Conference was formed on August 21, 1983, when Charleston Southern (then Baptist College) Athletic Director Howard Bagwell and Augusta President George Christenberry began recruiting members into the Big South, receiving initial commitments from Augusta, Charleston Southern, Campbell, Coastal Carolina and Winthrop. One month later, Dr. Edward M. Singleton was selected as the League's first Commissioner and continued to solicit new members. His efforts led to the additions of Armstrong State, Radford and UNC Asheville, giving the Big South more than the required six members to constitute an official conference. The Big South's first year of competition was in the Fall of 1984, and in September 1986, the Big South Conference was granted full-fledged NCAA Division I status.

During its infancy and prior to securing automatic bids to NCAA Championships, the Big South made early strides in earning at-large berths in several national postseason events, including volleyball, women's basketball and women's golf. In 1989, George F. "Buddy" Sasser replaced the retiring Dr. Singleton as Commissioner, and in 1990, the League received its first automatic bid – receiving an automatic qualifier to the NCAA Baseball Championship. Under Sasser's seven years of leadership, the Conference implemented its public relations and compliance programs, and introduced its first-ever men's basketball television package, featuring the Big South competing among some of the finest teams in the nation.

In August 1996, Kyle B. Kallander replaced Sasser as the League's third Commissioner, and in his 15 years at the helm of the Big South, Kallander has been instrumental in aggressively promoting the Conference to new heights. The Conference has enjoyed record levels in marketing revenue during the past several years, he has brought television coverage to Big South women's basketball, baseball and softball for the first time in Conference history, as well as increased national television exposure to the League as a whole through aggressive and unique television packages.

Under Kallander's leadership, the Big South developed and initiated its first long-range strategic plan, re-affirming the League's vision as a distinctive athletic Conference committed to the quality of institutional life through athletic competition. He also spearheaded the efforts to add football as a championship sport, which came to fruition in 2002, and oversaw the additions of men's and women's indoor track & field in 1997. The Conference's 19th championship sport – women's lacrosse, will begin play in 2012-13 with seven members. At the same time, Kallander has solidified Conference membership, as an all-time high 11 member institutions comprise the 28-year League in 2011-12. Recent additions include High Point, Gardner-Webb and Presbyterian College, plus the return of charter member Campbell University this year. Kallander's long range vision has also included technological advancements, as the Conference introduced its first live event video streaming in 2005 and has since expanded its video offerings to more than 700 events annually through a partnership with the member institutions, as well as the creation of several online and social media platforms.

In the last 15 years alone, the Big South Conference has experienced monumental growth and success in nearly every sport. During this time, the Conference has had an individual National Champion six times, more than 240 All-Americans, has reached the "Sweet 16" in men's soccer, women's basketball and baseball, has received national Top 25 rankings in football, men's soccer, men's basketball, women's basketball, baseball, men's outdoor track & field, and men's golf, had an individual selected to play in the NCAA Singles Championship six times in addition to the first men's tennis doubles at-large selection, had the first women's golf program advance to the national finals, had the No. 1 ranked men's golfer in the country, has had the nation's top scoring men's basketball team five consecutive years as well as the national men's basketball scoring leader twice, received an at-large playoff berth in the Football Championship



Subdivision in 2006, has had four NFL Draft picks, and had an institution finish fifth in the NCAA Men's Golf Championships – the Conference's highest-ever team finish in an NCAA event.

In 2006-07, the Big South was the only Conference nationwide to have an at-large participant in the football playoffs (Coastal Carolina), a team in the Second Round of the NCAA Men's Basketball Tournament (Winthrop) and a No. 1 seed in the NCAA Baseball Regionals (Coastal Carolina).

The 2009-10 season saw Liberty's Sam Chelanga win two NCAA National Championships (cross country, 10,000-meter run), Coastal Carolina's baseball team reach the Super Regionals for the second time in three years as well as being ranked No. 1 in the national RPI and as high as No. 3 in the national polls; and three women's basketball teams reach the postseason for the first time in Conference history. Last season, Chelanga won two more NCAA National Championships (cross country, outdoor 5,000-meter run), the Big South had its first automatic bid recipient in football (Coastal Carolina), UNC Asheville reached the Second Round of the NCAA Men's Basketball Tournament, Coastal Carolina's women's golf team was the first in Conference history to advance to the NCAA Championship out of Regional play, and a League-record 18 baseball players were drafted in the 2011 MLB First-Year Player Draft.

Several former Big South student-athletes have also reached national prominence in recent years. Coastal Carolina's Amber Campbell made the 2008 U.S. Olympic Team – one of five former Big South athletes to compete in the Games; VMI's Reggie Williams reached the NBA with the Golden State Warriors in 2010, UNC Asheville's Ty Wigginton was named an American League All-Star in 2010, and Coastal Carolina's Dustin Johnson has won four PGA Tour events since departing the Big South Conference in 2007 and tied for runner-up at the 2011 Open Championship.

The Conference's tagline, "Developing Leaders Through Athletics" was unveiled in 2008-09 in conjunction with the Conference's 25th Anniversary. The League also honored its heritage with the Top 25 "Best of the Best" moments in League history from 1983-2008, with Liberty University's 10-year women's basketball championship run from 1996-2007 being crowned the No. 1 moment in the Big South's first 25 years. The Conference's on-field accomplishments have been duplicated in the classroom. Annually, more than 40 percent of Conference student-athletes are named to the Big South's Presidential Honor Roll for maintaining a cumulative 3.0 grade-point average, and the League has had more than 95 Academic All-Americans in its 27 years of existence. Furthermore, the Big South has a record number of NCAA Public Recognition Awards for APR progress the last two years.