

2009



2010

INSIDE

CONTENTS

Campbell University.....	inside front cover
John W. Pope Jr. Convocation Center/Gilbert Craig Gore Arena.....	2
Gore Arena Records.....	4
2009-10 Roster.....	5
2009-10 Outlook/Q&A with Robbie Laing.....	6
Player Profiles.....	8
Head Coach Robbie Laing.....	26
Assistant Coaches.....	29
Athletic Training.....	32
Strength & Conditioning.....	33
Student-Athlete Support Services.....	34
Director of Athletics Stan Williamson.....	35
University President Dr. Jerry M. Wallace.....	36
2008-09 Review/Stats.....	37
All-Time Results.....	42
Campbell in the NCAA Tournament.....	51
All-Time Roster.....	52
All-Time Division I individual career stats.....	56
1,000 Point Club.....	58
Division I era records.....	61
Campbell Honor Roll.....	71
Opponent Records.....	73
CU vs. All Opponents.....	74
The Fighting Camel.....	75
Campbell Basketball History.....	76
Surrounding the Creek.....	79
Media Information.....	82
Atlantic Sun Conference.....	inside back cover

CAMEL FACTS

Location.....	Buies Creek, N.C.
Founded.....	January 5, 1887
Enrollment.....	6834 (all campuses), 3034 (main campus undergraduate)
President.....	Dr. Jerry M. Wallace (East Carolina, '56)
Director of Athletics.....	Stan Williamson (Louisiana Tech, '85)
Conference.....	Atlantic Sun (A-Sun)
Affiliation.....	NCAA Division I
School Colors.....	Orange & Black
Nickname.....	Fighting Camels
Arena.....	John W. Pope Jr. Convocation Center / Gilbert Craig Gore Arena
Capacity.....	3095
Press Row Phone.....	(910) 814-5541
Athletics Department Phone.....	910.893.1327
Head Coach.....	Robbie Laing (Troy, '82)
Record at Campbell.....	53-120 (6 years)
Overall Record.....	Same
Assistant Coaches.....	Charles Baker (Eastern Kentucky, '90)
.....	Brian Burg (Mount Mercy, '03)
.....	Michael Slonaker (Mercer, '07)
Administrative Assistant.....	Cathy McLamb
Office Phone.....	910.893.1335
2008-09 Overall Record.....	14-16
2008-09 A-Sun Record.....	11-9 (5th)
Starters Returning.....	4
Letter winners Returning/Lost.....	10/5
Newcomers.....	3

MEDIA INFORMATION

Associate A.D./Media Services (contact).....	Stan Cole
E-Mail.....	cole@campbell.edu
Office Phone.....	910.893.1331
Cell Phone.....	910.814.7467
Asst. Director of Media Services.....	Joe Prisco
E-Mail.....	priscoj@campbell.edu
Office Phone.....	910.893.1369
Asst. Director of Media Services.....	Jason Williams
E-Mail.....	jwilliams@campbell.edu
Office Phone.....	910.814.4367
Website.....	www.GoCamels.com
Mailing Address.....	P.O. Box 10, 78 Dr. McKoy Rd.
.....	Buies Creek, N.C. 27506

2009-10 CAMPBELL BASKETBALL GUIDE

Editor.....	Stan Cole
Editorial Assistance.....	Jason Williams, Joe Prisco
Photography.....	Bennett Scarborough, Will Bratton, Paul Burgett,
.....	Todd Scarborough, Chris Haynes, Todd Drexler, Mike Cox, Joel Penny
Interior Design.....	Stan Cole
Front / Back Cover Design.....	Matt Connor (AIGA)



2009-10 Campbell University Men's Basketball Schedule			
Date	Day	Opponent	Time
Nov. 13	Fri.	ST. ANDREWS (DH)	8:00
Nov. 17	Tues.	EAST CAROLINA	7:00
Nov. 21	Sat.	at UNC Asheville	4:30
Nov. 23	Mon.	VIRGINIA TECH	7:00
Nov. 27	Fri.	* NORTH FLORIDA (DH)	6:15
Dec. 7	Mon.	SOUTHERN VIRGINIA	7:00
Dec. 10	Thurs.	at Western Carolina	7:00
Dec. 14	Mon.	at UNC Wilmington	7:00
Dec. 19	Sat.	* JACKSONVILLE (DH)	3:15
Dec. 22	Tues.	at Longwood	7:00
Dec. 30	Wed.	APPALACHIAN STATE (DH)	8:00
Jan. 2	Sat.	* at USC Upstate (DH)	2:00
Jan. 7	Thurs.	* at Mercer (DH)	7:30
Jan. 9	Sat.	* at Kennesaw State (DH)	7:30
Jan. 14	Thurs.	* FLORIDA GULF COAST (DH)	8:00
Jan. 16	Sat.	* STETSON (DH)	3:15
Jan. 21	Thurs.	* at Belmont	7:15 cst
Jan. 23	Sat.	* at Lipscomb	3:15 cst
Jan. 27	Wed.	* at East Tennessee State	7:00
Jan. 30	Sat.	* BELMONT (DH)	3:15
Feb. 1	Mon.	* LIPSCOMB (DH)	8:00
Feb. 4	Thurs.	* at Stetson (DH)	6:30
Feb. 6	Sat.	* at Florida Gulf Coast (DH)	5:15
Feb. 12	Fri.	* MERCER	7:00
Feb. 15	Mon.	* KENNESAW STATE	7:00
Feb. 17	Wed.	* USC UPSTATE	7:00
Feb. 19	Fri.	* EAST TENNESSEE STATE	7:00
Feb. 25	Thurs.	* at Jacksonville (Veterans Memorial Coliseum)	7:15
Feb. 27	Sat.	* at North Florida	7:00
Mar. 3-6	Wed-Sat.	Atlantic Sun Championship (Macon, Ga.)	TBA

* Atlantic Sun Conference opponent

John W. Pope Jr. Convocation Center / Gilbert Craig Gore Arena

The new home for Campbell University Basketball is the John W. Pope Convocation Center and Gilbert Craig Gore Arena.

Dedicated on Oct. 17, 2008 and hosting its inaugural basketball games on Nov. 15, 2008, the 109,000 square-foot-building ranks among the finest facilities in the Atlantic Sun Conference and the state of North Carolina.

The \$34 million project includes 3,095 (all chair back) seats for basketball games at Gilbert Craig Gore Arena, in addition to a 1,200-square foot Presidential hospitality suite. Fans in attendance not only experience the excitement of Atlantic Sun Conference basketball, but are also entertained by state-of-the-art lighting, scoreboard, video and audio systems.

For Convocation or graduation, the building will hold up to 4,000 individuals.

Locker rooms for the Campbell University men's and women's basketball teams each measure 1,400 square feet and include separate lounge/video review areas and coaches dressing rooms.

Dressing rooms are also provided for Campbell's volleyball and wrestling programs, as well as game officials and visiting teams. The wrestling program also has use of a 3,500 square foot practice area, which more than accommodates two regulation mats.

The building includes a 3,000-square foot weight room devoted to Campbell University athletes. Additionally, Campbell's basketball and volleyball programs also have the ability to work out at the same time, thanks to the 6,800 square foot Fred McCall practice gymnasium, which is located just a few paces from the men's basketball locker room.

The 5,200-square foot Robert P. Holding Sr., Student Fitness Center, which includes cardiovascular equipment, weight machines, free weights, and a revolving climbing wall, is already a focal point of the campus.

The building is not only a center of activity for student recreation and wellness, plus athletics practice and competition. It also houses 2,800 square feet devoted to the University's exercise science curriculum.

Upon entering the building into the 3,700-square foot atrium, which houses the Campbell Sports Hall of Fame, visitors proceed up stairs (or an elevator) on both the north and south sides to the entrance of Gore Arena. The concourse level of the two-story building offers primary circulation of the seating area, concessions, rest rooms and other amenities. Both arena levels are fully accessible to individuals with disabilities.



John W. Pope Jr. Convocation Center / Gilbert Craig Gore Arena



Gilbert Craig Gore Arena Records

• TEAM

MOST POINTS	97, VMI vs. Campbell (11/24/08)
MOST POINTS (Campbell)	94, vs. UNC Asheville (11/22/08)
FEWEST POINTS	47, USC Upstate vs. Campbell (2/21/09)
FEWEST POINTS (Campbell)	51, vs. USC Upstate (2/21/09)
MOST POINTS (Combined)	189, VMI (97) vs. Campbell (92) (11/24/08)
FEWEST POINTS (Combined)	98, Campbell (51) vs. Mercer (47) (2/21/09)
FIELD GOALS	39, Campbell vs. UNC Asheville (11/22/08)
FIELD GOALS (Opp.)	33, VMI vs. Campbell (11/24/08)
FEWEST FIELD GOALS	18, USC Upstate vs. Campbell (2/21/09)
FEWEST FIELD GOALS (Campbell)	17, vs. USC Upstate (2/21/09)
FIELD GOAL ATTEMPTS	70, vs. VMI (11/24/08)
FIELD GOAL ATTEMPTS (Opp.)	70, VMI vs. Campbell (11/24/08)
.....	70, Belmont vs. Campbell (2/6/09)
FEWEST FG ATTEMPTS	45, vs. Chowan (11/15/08)
FEWEST FG ATTEMPTS (Opp.)	40, Florida Gulf Coast vs. Campbell (1/28/09)
3-POINT FIELD GOALS	19, VMI vs. Campbell (11/24/08)
3-POINT FIELD GOALS (Campbell)	11, vs. UNC Asheville (11/22/08)
3-POINT FG ATTEMPTS	40, VMI vs. Campbell (11/24/08)
3-POINT FG ATTEMPTS (Campbell)	26, vs. Lipscomb (2/9/09)
FEWEST 3-PT. FG	3, vs. VMI (11/24/08)
FEWEST 3-PT. FG (Opp.)	2, North Florida vs. Campbell (1/19/09)
.....	2, East Tennessee State vs. Campbell (2/23/09)
FEWEST 3-PT. ATTEMPTS	10, vs. UNC Pembroke (12/20/08)
FEWEST 3-PT. ATTEMPTS (Opp.)	10, North Florida vs. Campbell (1/19/09)
FREE THROWS MADE	26, vs. UNC Pembroke (12/20/08)
FREE THROWS MADE (Opp.)	25, Lipscomb vs. Campbell (2/9/09)
FT ATTEMPTS	40, vs. Belmont (2/6/09)
FT ATTEMPTS (Opp.)	44, Lipscomb vs. Campbell (2/9/09)
FT MADE (Combined)	44, Campbell (26) vs. UNC Pembroke (18) (12/20/08)
FT ATTEMPTS (Combined)	70, Campbell (40) vs. Belmont (30) (2/6/09)
FEWEST FT MADE	5, vs. UNC Asheville (11/22/08)
FEWEST FT MADE (Opp.)	8, UNC Asheville vs. Campbell (11/22/08)
FEWEST FT ATTEMPTS	8, vs. UNC Asheville (11/22/08)
FEWEST FT ATTEMPTS (Opp.)	12, North Florida vs. Campbell (1/19/09)
MOST REBOUNDS	49, vs. VMI (11/24/08)
MOST REBOUNDS (Opp.)	49, Jacksonville vs. Campbell (1/17/09)
MOST OFFENSIVE REBOUNDS	21, vs. VMI (11/24/08)
MOST OFFENSIVE REB. (Opp.)	21, Jacksonville vs. Campbell (1/17/09)
MOST FOULS	27 (3 times) last vs. Lipscomb (2/9/09)
MOST FOULS (Combined)	54, Campbell (27) vs. UNC Pembroke (27) (12/20/08)
MOST OVERTIME PERIODS	0
BEST FG PERCENTAGE600 (27-45), vs. Chowan (11/15/08)
BEST FG PERCENTAGE (Opp.)542 (25-44), Lipscomb vs. Campbell (1/28/09)
LOWEST FG%321 (17-53), vs. USC Upstate (2/21/09)
LOWEST FG% (Opp.)333 (22-66), Stetson (2/27/09)
BEST 3-POINT FG%636 (7-11), vs. Chowan (11/15/08)
BEST 3-POINT FG% (Opp.)583 (7-12), Jacksonville vs. Campbell (1/17/09)
BEST FT PERCENTAGE867 (13-15), Campbell vs. Florida Gulf Coast (1/28/09)
BEST FT PERCENTAGE (Opp.)800 (16-20), Kennesaw St. vs. Campbell (1/5/09)
MOST ASSISTS	30 vs. UNC Asheville (11/22/08)
MOST STEALS (Campbell)	15, vs. Florida Gulf Coast (1/28/09)
MOST STEALS (Opp.)	13, VMI vs. Campbell (11/24/08)
MOST BLOCKED SHOTS	9, vs. ETSU (2/23/09)
MOST BLOCKED SHOTS (Opp.)	9, ETSU vs. Campbell (2/23/09)
MOST TURNOVERS	23 (twice) last vs. VMI (11/24/08)
MOST TURNOVERS (Opp.)	28, Chowan vs. Campbell (11/15/08)
FEWEST TURNOVERS	6, vs. North Florida (1/19/09)
FEWEST TURNOVERS (Opp.)	9, ETSU vs. Campbell (2/23/09)
HIGHEST SCORING HALF	55 (2nd), Campbell vs. VMI (11/24/08)
HIGHEST SCORING HALF (Opp.)	65 (2nd), Belmont vs. Campbell (2/6/09)
LOWEST SCORING HALF	24 (1st), vs. USC Upstate (2/21/09)
LOWEST SCORING HALF (Opp.)	19 (2nd), USC Upstate vs. Campbell (2/21/09)
LARGEST MARGIN OF VICTORY	37, CU (94-57) vs. UNC Asheville (11/22/08)
LARGEST MARGIN OF VICTORY (Opp.)	16, Lipscomb (83-67) vs. CU (2/9/09)

• INDIVIDUAL

MOST POINTS	30 Jonathan Rodriguez vs. Chowan (11/15/08)
MOST POINTS (Opp.)	25 Mike Smith of East Tennessee State (2/23/09)
MOST POINTS (Half)	20 (1st), Jonathan Rodriguez vs. Chowan (11/15/08)
MOST FIELD GOALS	10 Jonathan Rodriguez (twice), last vs. VMI (11/24/08)
MOST FIELD GOALS (Opp.)	10 Mike Smith of ETSU (2/23/09)
MOST FG ATTEMPTS	18 Lorne Merthie vs. Lipscomb (2/9/09)
MOST FG ATTEMPTS (Opp.)	23 Mike Smith of ETSU (2/23/09)
BEST FG% (Min. 5 att.)857 (6-7) Chavis Holmes of VMI (11/22/08)
BEST FG% (Min. 5 att.) (CU)833 (5-6) Amir Celestin vs. UNC Asheville (11/22/08)
BEST FG% (Min. 10 att.)667 (8-12) Jonathan Rodriguez vs. UNC Asheville (11/22/08)
BEST FG% (Min. 10 att.) (Opp.)800 (8-10) Brian Wright of Lipscomb (2/9/09)
MOST 3-POINT FG	6 Keith Gabriel of VMI (11/24/08)
MOST 3-POINT FG (Campbell)	4 Amir Celestin vs. UNCA (11/22/08)
.....	4 Lorne Merthie vs. ETSU (2/23/09)
3-POINT FG ATTEMPTS	13 Keith Gabriel of VMI (11/24/08)
3-POINT FG ATT. (Campbell)	10 Lorne Merthie vs. Lipscomb (2/9/09)
BEST 3-POINT FG % (Min. 5 att.)800 (4-5) Amir Celestin vs. UNCA (11/22/08)
MOST FREE THROWS	9 Jonathan Rodriguez vs. Chowan (11/15/08)
.....	9 Junard Hartley vs. Mercer (1/3/09)
MOST FT ATTEMPTS	12 Junard Hartley vs. Mercer (1/3/09)
BEST FT% (Min. 10 att.)900 (9-10) Jonathan Rodriguez vs. Chowan (11/15/08)
MOST REBOUNDS (Campbell)	14 Jonathan Rodriguez vs. VMI (11/24/08)
.....	14 Jonathan Rodriguez vs. ETSU (2/23/09)
MOST REBOUNDS (Opp.)	20 Daniel Emerson, Mercer vs. Campbell (1/3/09)
MOST OFF. REBOUNDS	7 Jonathan Rodriguez (twice) last vs. UNCP (12/20/08)
MOST ASSISTS	12 Junard Hartley vs. Mercer (1/3/09)
MOST ASSISTS (Opp.)	12 Adam Sollazzo of ETSU (2/23/09)
MOST STEALS	4 Preston Dodson vs. UNC Pembroke (12/20/08)
.....	4 Lorne Merthie vs. Jacksonville (1/17/09)
.....	4 Junard Hartley vs. Stetson (2/27/09)
MOST STEALS (Opp.)	7 James Florence, Mercer vs. Campbell (1/3/09)
MOST BLOCKED SHOTS (CU)	7 Kyle Vejraska vs. ETSU (2/23/09)
MOST BLOCKED SHOTS (Opp.)	5 Marcus Allen of Jacksonville (1/17/09)

• POPE CENTER / GORE ARENA FACTS

YEAR OPENED	2008
COST	\$34 million
SEATING CAPACITY	3,095
RESULT OF FIRST GAME (Men)	Campbell 79, Chowan 64, Nov. 11, 2008 (Attn. 2563)
FIRST Campbell Loss	VMI 97, Campbell 92, Nov. 24, 2008 (Attn. 1531)
LARGEST HOME CROWDS	2563 - Nov. 15, 2008 (Campbell 79, Chowan 64)
.....	2271 - Jan. 17, 2009 (Jacksonville 76, Campbell 63)
.....	2127 - Feb. 21, 2009 (Campbell 51, USC Upstate 47)
.....	2032 - Feb. 27, 2009 (Campbell 73, Jacksonville 56)
ALL-TIME ARENA RECORD (Men)	10-4 (.714) - 1 year

2009-10 Fighting Camels



Front (left-to-right): Ricky Krainiak, Cole Dewey, Lorne Merthie, Amir Celestin, Junard Hartley, Miles Taylor, Chris Reynolds. **Middle:** Strength/Conditioning Coach Andrew Carter, Athletic Trainer Quinton Sawyer, Assistant Coach Michael Slonaker, Assistant Coach Brian Burg, Head Coach Robbie Laing, Assistant Coach Charles Baker, Manager Seth Womble. **Back:** William Kossangue, Preston Dodson, Jonathan Rodriguez, Larry Awosanya, Olivier Siewe, Kyle Vejraska.

2009-10 Campbell University Men's Basketball Roster

No.	Name	Pos.	Ht.	Wt.	Class	Hometown/Previous School	Academic Major
0	Cole Dewey *	G	6-1	175	So.-RS	Willow Spring, N.C. / South Johnston HS	Exercise Science
1	Kyle Vejraska ***	F	6-8	205	Sr.	Alachua, Fla / Santa Fe HS	Business Administration
2	Amir Celestin *	G	6-1	185	So.	Miami, Fla. / Norland HS	Business Administration
3	Jonathan Rodriguez ***	F	6-5	210	Sr.	Bayamon, P.R. / Calusa Prep (Miami, Fla.)	Sport Management
10	William Kossangue *	F	6-6	215	Sr.	Bangui, Central Africa / Tyler (Texas) JC	Biology
12	Junard Hartley **	G	6-3	210	Jr.	Atlanta, Ga. / Whitefield Academy	Business Administration
14	Larry Awosanya	F	6-7	210	Fr.	London, England / Edison (N.J.) Prep	Undecided
23	Chris Reynolds *	F	6-5	195	So.	Augusta, Ga. / Glenn Hills HS	Business Administration
24	Olivier Siewe	F	6-6	210	Fr.	Douala, Cameroon / Piney Woods (Miss.) HS	Undecided
25	Lorne Merthie *	G	6-2	190	So.	Sanford, Fla. / Winter Springs HS	Sport Management
30	Ricky Krainiak	G	6-0	180	Fr.	Camden, N.C. / Camden County HS	Undecided
32	Miles Taylor *	G	6-4	198	Sr.	Pensacola, Fla. / Pensacola JC	Business Administration
51	Preston Dodson **	F	6-6	220	Jr.	South Mills, N.C. / Camden County HS	Business Administration

Head Coach: Robbie Laing (Troy, '82) 7th Year

Assistant Coaches: Charles Baker (Eastern Kentucky, '90), Brian Burg (Mount Mercy, '03), Michael Slonaker (Mercer, '07)

Fighting Camel Outlook: Q&A with Robbie Laing

Coming off the program's best season in more than a dozen years, the Fighting Camels have been picked to finish in the middle of the pack in a pre-season poll of Atlantic Sun Conference head coaches.

The Camels were the most-improved team in the Atlantic Sun Conference last season, despite competing with the 10th least-experienced roster among 343 NCAA Division I programs.

The Fighting Camels (14-16, 11-9) tied a school record for most Atlantic Sun Conference regular season victories, matching the 11 wins collected by the 1996 club, and recorded the program's first winning record in league play since the 2000 squad finished 10-8.

Campbell returns 10 players from its 2008-09 roster, including three-time all-conference performer Jonathan Rodriguez and league freshman of the year Lorne Merthie.

Campbell head coach Robbie Laing, however, is focused on taking the next step by improving upon last season's fifth place league finish. Before the 2009-10 pre-season practice officially started, he discussed his outlook for this year's team.



Three-time A-Sun all-conference forward
Jonathan Rodriguez

Question: How has preparing for this, your seventh season at Campbell University, been different from the previous six?

Laing: "This one's unique in the respect that we have so many returnees. There's been very little turnover. We have a couple of four year guys who have done extremely well in their careers as seniors and two junior college players who saw extensive action last season. Junard Hartley is a three-year guy, who as a point guard, certainly helps you run a ball club. The nucleus of Junard, Kyle (Vejraska) and Jonathan (Rodriguez), guys that have over 200 games of college basketball experience between them, I think will make the transition for our new kids easier. We can get right to the meat-and-potatoes of what we're doing in practice, review fundamentals and get right down to the up-and-down part of the way we want to play."

Q: In what areas did you see your team improve the most last year?

Laing: "I think we made some big strides last year defensively as a unit. When I speak of our core returning group, not just speaking on the offensive end of the court, but on both ends, we saw improvement throughout. Because we were so solid in the half-court defense last year, I think we can extend some to full court and look at some gimmick defenses. The base for all that is having a sound half-court defense."



Junior point guard Junard Hartley

Q: What are some of the qualities that observers should expect to see out of the 2009-10 Fighting Camels?

Laing: "As a team, our personnel is so alike, particularly the two-through-five positions. They're alike in size, quickness and in other ways as well. They're such similar players; we're going to use the parts interchangeably. We're going to space the floor, post up twos and threes, which is a bit unconventional, put the ball on the floor, and create penetration opportunities.

"While overall on the front line, we may not be that big, our team size is big in that we have big wings. We're going to try to utilize those wings offensively, not as stationary 3-point shooters, but as penetrating and

post-up guys, which should help our rebounding. We have a lot of interchangeable parts, a lot more depth, which lends itself to a better full-court playing situation. We have a lot of guys who score in a lot of ways. We'll continue to have an equal-opportunity offense, but put guys in situations that will benefit their own abilities."

Q: What are some of the differences you see in the Campbell program from the time you started the job in April 2003 to now, more than six years later?

Laing: "First, the kind of kids we have in the program. We have a solid group of people that are very good basketball players. We have great chemistry on and off the floor. I've done this for awhile, and am getting more comfortable with what I do and how I do it. Our kids have more confidence in themselves and the staff because of the finish we had last year, winning seven of the last 10 in the regular season.

"Also, I think we have more components on the outside that allow us to be more successful. One, we have a top-notch strength coach, which has contributed to our maturation as a basketball team. We have legitimate practice venues and facilities to prepare our team more adequately day-in and day-out for the rigors of a Division I schedule. It's become a very enjoyable situation, a very solid Division I job. We're constantly improving in areas that help you become more successful in Division I basketball. That success breeds confidence, and the commitment made by the University as a whole makes you more relaxed as well because you know you've got a legitimate chance to go in and contend every year."

mate practice venues and facilities to prepare our team more adequately day-in and day-out for the rigors of a Division I schedule. It's become a very enjoyable situation, a very solid Division I job. We're constantly improving in areas that help you become more successful in Division I basketball. That success breeds confidence, and the commitment made by the University as a whole makes you more relaxed as well because you know you've got a legitimate chance to go in and contend every year."


Q: In what ways might your team be different defensively this year?

Laing: "We're a little more solid in our half-court defense now than in years past, and I think we'll apply pressure with trapping and double-teaming along with ball pressure that can lead to turnovers. We're so alike personnel-wise, that when recovering from traps, it doesn't really matter who matches up with whom. We can switch defensively and keep guys in front of us and make them score over the top, then go fetch it off the boards.

"I think we'll create pressure by full-court situations, and even if we don't get the turnover, we'll make people use more of the clock so we don't have to defend as long in the half-court. We're giving the guys liberty if they end up in a situation that's close enough to trap, we'll give them the freedom to go do that. We just don't want to allow teams to do what they do. We want them to stay out of rhythm. Hopefully, we'll do that by picking up full-court, double-teaming in half-court, changing defenses, and rebounding well from all five spots so that we can create a little more offensive excitement."

Q: A year ago, your roster did not include any seniors. This year, you have four senior and two juniors who are entering their third year in the program. How different has it been for you to finally have that kind of experience on and off the floor?

Laing: "With so many players back from last year, it's amazing to watch what occurs on the side lines, the returnees teaching the newcomers, the four-and three-year veterans refreshing those who haven't been in the



Senior forward William Kossangue

Fighting Camel Outlook: Q&A with Robbie Laing



Senior forward Kyle Vejraska

program that long. There are discussions you see going on between guys, where they're sorting out opportunities to make the situation better. It's really enjoyable to watch. Maybe, your first reaction is that you want total command of the practice and everyone to hear you, but now they're coming up with ideas and making suggestions to keep on improving and taking ownership of the program."

Q: What are some of the best qualities of your veteran players?

Laing: "Lorne (Merthie) and Jonathan (Rodriguez) are basketball players that just have instinctive ability that you don't coach. They just make basketball plays. Then you have Kyle Vejraska who is a business major and a very good basketball mind. Show him something once, and he's got it. Put those three on the court with Junard Hartley, who has become a commanding presence, plus Preston Dodson, who is in his third year and

shown a great deal of maturity physically and mentally, you have five guys with a lot of experience, ability and composure, which is a key to finishing games."

Q: What goals have the players set heading into pre-season practice?

Laing: "There's a common thread between so many guys. They now understand what we're going to face in certain teams, in certain environments. Overall, we're a little bitter about the way our season ended last year in the A-Sun tournament. I've heard a number of our kids talking about what's an acceptable way for us to end our season and that goal have been set very high. There is a commitment to do better. There's no sense in being a slow-starting this year. I think everyone understands what we have to do to start well, and they speak of that. Everybody in our group understands that the four weeks building up to day one are vital in our ability to do well the first three weeks of our season. I know their strengths and weaknesses, and the players know them as well.

"The foundation for the season really has to be taken care of in October and the first two weeks of November. Basically you have three weeks, after mandatory days off and two scrimmages, focused, full of effort and striving for execution. I think they understand that and I don't think I'll have to coach that. These guys understand the intensity level you have to have to be successful. They've done well with that in preseason activities."



Senior forward Miles Taylor

Q: What are some possible combinations spectators might see on the floor this year?

Laing: "You can throw Junard, Lorne, Kyle, Preston and Jonathan out there, and maybe it's not the most athletic team you can put on the floor, but it certainly is one of the most savvy and knowledgeable in our league. Then you can turn around with (Amir) Celestin, (Miles) Taylor, (William) Kossangue, (Larry) Awosanya and (Chris) Reynolds, which might be most athletic team in the A-Sun and can match up with everybody. The challenge for me is how to mix and match, and also the challenge to every kid. If you look at it now, there are 11 guys, including Ricky Krainiak, that are going to vie for 200 minutes, or less than 20 minutes a game if you divide it evenly.

"Some guys could be more effective and better players with not quite the stats they've had in the past because we have more guys picking up and playing more minutes. Our sub pattern is going to be a little freer so that we pick up more intensity."

Q: What do you expect to see in practice before the season opener Nov. 13?

Laing: "I think practices are going to be highly competitive. These guys will have to think, 'I'd better bring my A-game to practice.' If they don't, you can ask a kid to flip a jersey, or stand a little more and move on to the next one. I think that will increase day-to-day accountability to work hard and improve."

Q: What were your goals when assembling a non-conference schedule that included the likes of Virginia Tech, East Carolina and Appalachian State visiting the Pope Center, as well as road trips to UNC Wilmington, UNC Asheville and Western Carolina among others?

Laing: Our non-conference schedule is a little taste of what I hope is to come in the future. With our new venue, more people from some of the better conferences are going to be interested in playing home-and-home series. That ties into recruiting as well; playing teams from some of the better conferences in the country and not having to always play them on the road. Regional rivalries are good for basketball and Campbell University. We'll continue to go in that direction.

Q: How do you see the Atlantic Sun race developing?

Laing: "I think the league is wide open. Injuries and luck – good or bad – can affect the outcome for any team. The margin for error is so small; a number-six pick could become the first- or second-seed in the tournament. And the first or second could become the sixth. Our focus is to go in and play one game at a time and let the standings take care of themselves. The key is to be playing well come February and March. I hope that with the experience we have, we'll be playing well at that time."



Junior forward Preston Dodson



2008-09 A-Sun Freshman of the Year Lorne Merthie



Jonathan
RODRIGUEZ **3**
6-5 / Senior / Forward
Bayamon, P.R. / Calusa Prep (Miami, Fla.)

Career: Three-time Atlantic Sun all-conference performer, who ranks among the league's all-time leaders in five categories... Already stands 18th on A-Sun all-time scoring list with 1631 points (2nd among active players)... On pace to become only the third player in league history to score 2000 points in his career... Ranks 3rd among A-Sun career leaders in free throws (480) and fourth in free throw attempts (638)... Stands second among A-Sun career double-doubles leaders with 39, just three off the league record... Rates 8th on A-Sun career rebounding list (824)... A-Sun's active career leaders in free throws, free throw attempts, rebounds and double-doubles... Has already set school career Division I era (since 1977) record for 20-point games (37), free throws and free throw attempts, offensive rebounds (260) as well as scoring (17.9) and rebound average (9.1)... Has scored in double figures 62 times in his last 68 games and 82 of 91 in his career... Set school Division I era record for consecutive double-figure scoring games (43), spanning the '07-08 and '08-09 seasons...

2009-10: Pre-season all-league selection by Atlantic Sun Conference head coaches as well as Athlon and Blue Ribbon magazines...

2008-09: Second-team all-conference choice... Ranked 8th among A-Sun leaders in scoring (15.6), 3rd in rebounding (8.3), 10th in field goal percentage (.474), 5th in free throw percentage (.790), 2nd in offensive rebounds (3.03) and 5th in defensive rebounds (5.23)... Also named to A-Sun All-Academic Team... Pre-season Atlantic Sun All-Conference selection... Selected pre-season 3rd-team Mid-Major All-America by CollegeHoops.net... Named pre-season A-Sun player of the year by Lindy's College Basketball yearbook... Had 10 double-doubles on the year, including 11 points and 14 boards in win over East Tennessee State (2/23)... Tallied 17 points (8-8 FT) with 9 rebounds, 5 assists and 3 steals in win at Jacksonville (2/16)... Contributed 25 points (8-12 FG, 8-10 FT) and 10 boards vs. Belmont (2/6)... Led CU with 15 points and 10 boards in win at Mercer (2/2)... Posted a 13-point, season-high 15-rebound, 4-assist performance in win at Kennesaw State (1/31)... Had 21 points (8-13 FG, 4-5 FT) and 11 rebounds plus 3 steals in win over Florida Gulf Coast (1/28)... Chipped in 19 points and 11 rebounds at USC Upstate (1/24)... Produced 19 points (12 in 2nd half) and 13 rebounds in 72-57 win over Mercer (1/3)... Named to all-tournament team at UCF Holiday Classic after averaging 20 points and 7.5 boards... Netted 24 points with 10 rebounds at Appalachian State (11/29)... Had 23-point (10-16 FG), 14 rebound (7 offensive) effort vs. VMI (11/24)... Broke school record with his 40th-straight double-digit scoring game with 14 points at East Carolina (11/19)... Opened year with his fifth career 30 (plus) point outing (10-16 FG, 9-10 FT) with 30 vs. Chowan (11/15)...

2007-08: Named first-team Atlantic Sun All-Conference for the second-straight year... Also named honorable mention Mid-Major All-American by CollegeHoops.Net and CollegeInsider.com... Tabbed A-Sun Player of the Year by MidMajority.com... Selected first-team All-State by the North Carolina Collegiate Sports Information Association for the 2nd-straight season... Pre-season A-Sun all-conference choice and CollegeHoops.Net pre-season Mid-Major All-America... Led the A-Sun in scoring (20.9), 2nd in rebounding (10.1)... Ranked 22nd nationally in scoring and 20th in rebounds per game... One of just 6 players nationally to average 20 and 10... Also rated 10th among A-Sun leaders FG% (.488), 7th in FT% (.765), 10th in steals (1.57), 2nd in offensive rebounds (3.1), 2nd in defensive boards (7.03) and 3rd in minutes played (35.03)... Led league in foul shots made (208) and attempted (272), both school single-season records... Averaged 9.1 free throw attempts per outing... Had 17 double-doubles during sophomore year... Set school Division I era record for rebounds in a season (304)... Only CU player to score in double figures in all 30 games with 17 outings of 20 or more points... In 16 regular season games against A-Sun opponents, he averaged 20.6 points (1st in league), 10.3 boards (2nd) and shot 79.6 percent (121-152) from the line (9th)... Joined Cordell Wise (1967-70) as the fastest players to reach 1,000 career points (54 games) in Camel senior college era (since 1961) history during first half of Feb. 9 game at Mercer... Scored 16 points and pulled down career-high 18 rebounds with 3 steals at Belmont (2/28)... Hit 30-point barrier for 3rd time of year with 31-point (9-10 FT), 12-board (8 offensive) showing vs. East Tennessee State (2/25)... Matched career high with 34 points -- 26 in the second half -- on 13-22 FG, 8-9 FT, plus 9 rebounds at Gardner-

Rodriguez' Details

Full Name
Jonathan John Rodriguez
Major
Sport Management
Birthdate
November 3, 1987
Birthplace
Bayamon, Puerto Rico
Parents' Names
Milagros Leon and Victor Rodriguez
High School Coach
Tim Fowler
AAU Coach
Art Alvarez
Career Highs
Points
34 at UNC Asheville (12/13/07),
34 at Gardner-Webb (2/16/08)
Rebounds
18 at Belmont (2/28/08)
Assists
7 vs. UNC Pembroke (11/11/06)
Field Goals
14 at UNC Asheville (12/13/07)
Field Goal Attempts
24 at Radford (11/25/06)
Three-Point Field Goals
2 (9 times) last vs. Kennesaw State (1/5/09)
Three-Point Attempts
5 (5 times) last vs. Lipscomb (1/13/08)
Free Throws
13 vs. Appalachian State (11/21/07)
Free Throw Attempts
17 at Stetson (1/15/07)
Steals
5 at San Diego State (12/12/06)
Blocked Shots
3 (twice) last vs. Jacksonville (3/3/07)
Minutes Played
46 vs. Kennesaw State (1/6/07)



RODRIGUEZ' Career Stats

Year	GP	GS	Min	Avg	Total			Rebounds				PF	FO	Ast	TO	Blk	Stl	Pts	Avg						
					FG	FGA	Pct	Off	Def	Tot	Avg														
2006-07	31	31	1028	33.2	184	393	.468	20	69	.290	148	209	.708	76	196	272	8.8	72	1	94	82	34	45	536	17.3
2007-08	30	30	1051	35.0	202	414	.488	14	51	.275	208	272	.765	93	211	304	10.1	73	1	75	109	17	47	626	20.9
2008-09	30	30	911	30.4	163	344	.474	19	53	.358	124	157	.790	91	157	248	8.3	62	1	57	80	9	38	469	15.6
TOTAL	91	91	2990	32.9	549	1151	.477	53	173	.306	480	638	.752	260	564	824	9.1	207	3	226	271	60	130	1631	17.9


Webb (2/16)... Had 28 points (9-17 FG, 10-12 FT), 7 rebounds, 5 assists, 2 blocks and 3 steals vs. Longwood (2/13)... Had 20 points, 12 rebounds, 2 assists, 2 blocks and 3 steals in win over Kennesaw State (2/7)... Scored 26 points (18 in the first half) and tied season high with 15 rebounds, plus 5 assists in win over Gardner-Webb (1/18)... Posted 29 points (9-14 FG, 11-14 FT) and 11 rebounds in win over Norfolk State (12/18)... Named A-Sun Player of the Week ending Dec. 16 after averaging 28.5 points and 13.5 rebounds, while shooting 61 percent from the field in two games... Scored career-high 34 points on 14-of-19 from the field (2-3 threes), while grabbing a season-best 15 rebounds at UNC Asheville (12/13). Scored 14 of CU's first 18 points in the second half at UNCA and had 22 overall in the final stanza... Tallied 27 points on 12-of-17 from the floor, plus 13 rebounds at Radford (12/8) for his 4th double-double in as many career games against the Highlanders...

2006-07: Atlantic Sun first-team all-conference and all-freshman team selection... Campbell's first freshman to earn all-conference honors since Joe Spinks gained 2nd-team All-Big South recognition in 1991. Also chosen to the Collegeinsider.com Mid-Major Freshman All-America team and the Mid-Major All-Freshman team by Collegehoops.net... Selected to All-State first team by North Carolina Collegiate Sports Information Association... 5th-leading freshman scorer in the nation (17.3). Set the school senior college era (since 1961) record for points scored in a year by a freshman during CU's game at East Tennessee State on Feb. 5... His 536 points were the 3rd-most in a season during the Camel Division I era (since 1977-78) and most by a freshman... Broke the school single-season rebounds record (Division I era) set by Joe Spinks (262 in 1990-91) with 272 boards in 31 games (8.8 rpg)... Compiled 12 double-doubles in 31 games... One of the most versatile players in the Atlantic Sun Conference, Rodriguez ranked among the A-Sun's leaders in 10 statistical categories -- 3rd in scoring (17.3), 1st in rebounding (8.8), 12th in FG% (.468), 13th in assists (3.03), 15th in FT% (.708), 12th in steals (1.45), 7th in blocks (1.1), 12th in assist/turnover ratio (1.15), 8th in offensive rebounds (2.45) and 1st in defensive boards (6.32)... Scored in double figures 28 times in 31 games with 11 outings of 20-plus points... Scored 21 points (7-14 FG, 7-10 FT) with 11 rebounds, 3 assists and 3 blocks in 90-85 OT win over Jacksonville in A-Sun tourney quarterfinal (3/1)... Had 25 points with season-best 17 rebounds (11th double-double) in win over Gardner-Webb (2/24)... Scored 25 points (8-13 FG, 9-12 FT) in win over Longwood (2/22)... Chipped in 21 points (11-15 FT) and 10 rebounds at Belmont (2/17)... Netted 25 points (7-12 FG, 10-10 FT), plus 10 rebounds, 5 assists, 2 blocks and 3 steals in win over Stetson (2/8)... Had 26 points (9-15 FG, 7-8 FT), plus 11 rebounds and 3 blocks in win over Jacksonville (1/27)... Contributed 14 points and 15 rebounds in win over North Florida (1/25)... Tied school freshman scoring record with 30 points (9-15 FG, 12-17 FT) -- 21 in the second half -- and 12 rebounds at Stetson (1/15)... Hit for 29 points (12-16 FG, 4-5 FT) plus 9 rebounds and 3 steals in 21 minutes vs. Ohio Valley (12/30)... Had 17 points (6-11 FG), 15 boards, 5 assists, 2 blocks and 2 steals in win over Radford (12/18) when he notched 15 and 10 in the second half... Scored 25 points (15 in second half) and 15 rebounds at Radford (11/25)... Scored 22 points (15 in 2nd half), plus 8 boards and 6 assists in win over UNC Wilmington (11/20)... Had 13 points with 8 rebounds, 7 assists in collegiate debut vs. UNC Pembroke...

Prep: Rodriguez came to the Fighting Camel program from Calusa Prep and the highly-regarded Miami Tropics AAU Nike travel team... As a high school senior, he averaged 25.5 points, 9.6 rebounds and 3.6 assists per game to lead all Miami-area high school players... Led Calusa Prep to its first-ever state championship... Named MVP of the state finals, where he averaged 27 points, 9.5 rebounds and 6.5 steals... A first-team all-state and all-county player... Tabbed Florida's Player of the Year in Class 1-A... Garnered Miami Herald 3A-1A Player of the Year recognition and National Christian School Athletic Association All-America second-team honors... As a junior, chipped in 14.2 points and 9.9 rebounds per game... One of six Miami Tropics player to ink a Division I scholarship in 2006, joining Josue Soto (Florida State), Franck Ndongo (Virginia Commonwealth), Stuard Baldonado (Duquesne), Jason Bennett (Kansas State) and Luis Colon (Kansas State)...

Personal: Has three siblings -- Christopher (23), Pierre (20), Valerie (15)... Chose Campbell after considering Hofstra, Duquesne, Drexel, Southern Utah and Montana State...





Kyle
VEJRASKA
6-8 / Senior / Forward
Alachua, Fla. / Sante Fe HS

1

Career: Enters senior year ranked 7th on school career (Division I era) list for blocked shots (78)... Has 707 career points, 293 shy of becoming the 25th player in CU senior college history (since 1961-62) to reach the 1,000 career point barrier... Career 73.8 percent shooter from the line, 35% from 3-point range and 47% from the floor...

2008-09: Averaged 6.9 points, 3.7 rebounds and 0.9 blocks in 30 games (15 starts)... Ranked 8th among league blocked shots leaders (27)... Moved into 7th place on CU's career (Division I era) blocked shots list (78)... Scored in double figures 10 times on the season... Had 13 points (3-5 3FG), 8 rebounds and 4 blocked shots in win over Stetson (2/27)... Tied school Division I era (since 1977-78) record and set Gore Arena mark with 7 blocked shots -- 4 in the last 2:02 of the 2nd half -- in win over East Tennessee State (2/23)... Had 3 blocks and 3 steals in win over USC Upstate (2/21)... Equaled his season-high with 18 points -- 15 in the second half -- plus 8 rebounds in win at Jacksonville (2/16)... Scored 14 points in win at Mercer (2/2)... Came off the bench to score a season-high 18 points (8-13 FG, 2-3 threes) -- 16 in the first half -- with 4 rebounds and 2 blocks in 18 minutes during win at Kennesaw State (1/31)... Tallied 17 points (8-12 FG), plus 7 boards at Stetson (12/15)... Produced a season-best 9-rebound performance vs. VMI (11/24)...

2007-08: Earned a place on the A-Sun All-Academic Team... Averaged 10.0 points (3rd on team) and 3.6 rebounds in 30 games (25 starts)... Ranked 8th among A-Sun leaders in FG% (.506), 28th in scoring... Shot 78% (42-54) from free throw line... Scored in double digits 16 times... Made 9-of-11 shots and finished with season-high 19 points and 3 blocks in A-Sun first round game against Belmont (3/5)... Had a 17-point outing (7-8 FG, 3-3 threes) vs. Longwood (2/13)... Matched career-high with 3 blocked shots vs. Stetson (1/26)... Had 16 points and tied season highs with 9 rebounds, 3 assists and 2 blocks in win over Gardner-Webb (1/18)... Led team with 16 points (6-10 FG, 4-4 FT) in win at Longwood (1/15)... Contributed 16 points (6-9 FG, 4-5 FT) at ETSU (1/10)... Scored 16 points (6-10 FG, 4-4 FT) with 2 blocks in win over Norfolk State (12/18)... Tallied 15 points (5-10 FG, 5-5 FT) and 7 rebounds in win over Liberty (12/15)... Had 17 points (7-13 FG) vs. Appalachian (11/21)... Had 18 points in opening win over Coker (11/10)...

2006-07: Played in all 31 games with 2 starts... Averaged 6.4 points and 3.2 rebounds... Ranked 10th among A-Sun blocks leaders (0.94)... Shot 48.6 % from the field (49.5% vs. A-Sun)... Scored in double digits 8 times... Scored 10 points (3-6 FG, 4-4 FT) and blocked 2 shots off bench in A-Sun quarterfinal vs. Jacksonville (3/1)... Had a team-high 16 points (7-9 FT), while grabbing 8 rebounds at East Tennessee State (2/5)... Had 12 points at Kennesaw State (2/2)... Led CU with 16 points (6-10 FG, 4-4 FT) and added 8 rebounds at Gardner-Webb (1/30)... Blocked a season-high 3 shots in win over North Florida (1/25)... Scored 10 points (4-5 FG) in win over Belmont (1/18)... Hit season-high 25 points (8-16 FG, 5-7 threes, 4-4 FT) with 2 blocks at Mercer (1/13)... Tallied 4 points, 6 rebounds and 2 blocks in first career start vs. Kennesaw State (1/6)... Scored 10 points (4-5 FG) at Jacksonville (1/4)... Scored 17 points (6-9 FG, 3-3 threes) and grabbed season-best 11 rebounds in 19 minutes vs. Ohio Valley (12/30)... Had 2 rejections at Virginia Tech (12/23) and at Appalachian State (11/27)... Blocked 2 shots in his collegiate debut off the bench vs. UNC Pembroke (11/11/06)...

Prep: A second-team 4-A all-state selection as a senior at Santa Fe High School... Averaged 17.8 points, 7.9 rebounds, 3.2 blocks and 2.0 assists per game in '05-06... Led Santa Fe to a 20-8 won-lost record and the program's third-straight district title and regional playoff appearance in '05-06... Shot 60 percent from the field (154-256), 44 percent from 3-point range (23-52) and made 74 percent (104-141) of his free throws as a senior... Scored a career-high 27 points in January '06 against Williston... Set prep career bests with 20 rebounds and nine blocked shots vs. Newberry... Two-time all-area choice... As a junior, averaged 10.0 points, 5.2 rebounds, 1.2 blocks and 1.0 assists for a 21-8 club... During his 3-year varsity career, Santa Fe compiled a 59-27 overall mark...

Vejraska's Details

Full Name
 Kyle Victor Vejraska
Major
 Business Administration
Birthdate
 August 30, 1987
Birthplace
 Gainesville, Fla.
Parents' Names
 Kenneth and Mari Vejraska
High School Coach
 Scott McDaniel

Career Highs
Points

25 at Mercer (1/13/07)
Rebounds
 11 vs. Ohio Valley (12/30/06)
Assists
 3 (4 times) last vs. Gardner-Webb (1/18/08)
Field Goals
 9 vs. Belmont (3/5/08)
Field Goal Attempts
 16 at Mercer (1/13/07)
Three-Point Field Goals
 5 at Mercer (1/13/07)
Three-Point Attempts
 7 (twice) last vs. UNC Asheville (11/17/07)
Free Throws
 7 at East Tennessee State (2/5/07)
Free Throw Attempts
 9 at East Tennessee State (2/5/07)
Steals
 3 (twice) last vs. USC Upstate (2/21/09)
Blocked Shots
 7 vs. East Tennessee State (2/23/09)
Minutes Played
 33 vs. Lipscomb (1/3/08)



VEJRASKA's Career Stats

Year	GP	GS	Min	Avg	Total			FG	FGA	Pct	FT	FTA	Pct	Rebounds				PF	FO	Ast	TO	Blk	Stl	Pts	Avg
					FG	FGA	Pct							Off	Def	Tot	Avg								
2006-07	31	2	531	17.1	69	142	.486	15	42	.357	45	62	.726	44	56	100	3.2	85	4	17	41	29	13	198	6.4
2007-08	30	25	645	21.5	120	237	.506	19	52	.365	42	54	.778	54	53	107	3.6	94	7	29	49	22	15	301	10.0
2008-09	30	15	491	16.4	77	183	.421	17	52	.327	37	52	.712	45	67	112	3.7	78	2	20	44	27	15	208	6.9
TOTAL	91	42	1667	18.3	266	562	.473	51	146	.349	124	168	.738	143	176	319	3.5	257	13	66	134	78	43	707	7.8



Personal: Has a twin brother, Cory (22), who plays basketball at Southern New Hampshire ... Chose Campbell after considering Mercer, North Florida and The Citadel... His father, Kenneth, played basketball and won a national championship at Norfolk Community College...



William
KOSSANGUE **10**
6-6 / Senior / Forward
Bangui, Central Africa Republic
Tyler (Texas) JC

2008-09: Played in 29 games (6 starts) and averaged 4.5 points, while shooting 37% from 3-point range... Scored in double-figures four times and tallied 9 points on two other occasions... Came off bench to score 9 points in 16 minutes during win over Florida Gulf Coast (1/28)... Hit career highs with 18 points (7-11 FG, 4-6 threes) and 4 steals in 19 minutes at East Tennessee State (1/22)... Contributed 8 points (2-4 threes), 4 rebounds and 2 assists in win at Lipscomb (1/8)... Scored 16 points with 6 rebounds and 3 steals in 20 minutes off bench vs. Chicago State (12/29)... Had 3 assists and 3 steals at Appalachian State (11/29)... Tallied 12 points (5-9 FG), 6 rebounds, 4 assists vs. VMI (11/24)... Made first CU start vs. UNC Asheville (11/22) and chipped in 10 points, 3 assists and 3 steals in 94-57 win...

Tyler JC: One of five Tyler (Texas) JC Apaches to sign Division I scholarships in 2008 from a 25-4 club that was ranked 10th in the final NJCAA Division I regular season poll... As a sophomore, he averaged 7.6 points, 5.2 rebounds and 1.3 assists per game... Shot 52 percent from the floor and 37 percent from 3-point range... During his first year at Tyler, Kossangue chipped in 6.9 points 1.6 boards and 1.1 assists, while hitting 45 percent from the field and 41 percent from 3-point distance...

Prep: Ranked among the top 60 prep school players in the country by PrepHoopsOnline.com entering his senior year at Harmony Community School in Cincinnati, Ohio...

Personal: Kossangue's father, Jean, is an attorney...

Kossangue's Details

Full Name
William Kossangue
Major
Biology
Birthdate
May 9, 1986
Birthplace
Bangui, Central Africa
Parents' Names
Jean and Beatrice Kossangue
Junior College Coach
Mike Marquis
High School Coach
Rodney Crawford

Career Highs

Points
18 at East Tennessee State (1/22/09)
Rebounds
6 (twice) last vs. Chicago State (12/29/08)
Assists
4 vs. VMI (11/24/08)
Field Goals
7 at East Tennessee State (1/22/09)
Field Goal Attempts
11 at East Tennessee State (1/22/09)
Three-Point Field Goals
4 at East Tennessee State (1/22/09)
Three-Point Attempts
6 at East Tennessee State (1/22/09)
Free Throws
6 vs. Chicago State (12/29/08)
Free Throw Attempts
9 vs. Chicago State (12/29/08)
Steals
4 at East Tennessee State (1/22/09)
Blocked Shots
1 at USC Upstate (1/24/09)
Minutes Played
22 at Lipscomb (1/8/09)



KOSSANGUE's Career Stats

Year	GP	GS	Min	Avg	Total			FG	FGA	Pct	FT	FTA	Pct	Rebounds				PF	FO	Ast	TO	Blk	Stl	Pts	Avg
					FG	FGA	Pct							Off	Def	Tot	Avg								
2008-09	29	6	387	13.3	51	121	.421	19	51	.373	10	16	.625	20	42	62	2.1	23	0	25	18	1	19	131	4.5
TOTAL	29	6	387	13.3	51	121	.421	19	51	.373	10	16	.625	20	42	62	2.1	23	0	25	18	1	19	131	4.5





Miles
TAYLOR
6-4 / Senior / Forward
Pensacola, Fla. / Pensacola JC

32

2008-09: Earned a place on the A-Sun All-Academic Team... played in 29 games with 16 starts... Averaged 5.9 points and shot 47.8% from the field... Scored in double digits four times... Chipped in 8 points off the bench in win over Stetson (2/27)... Tallied 9 points (4-6 FG) in 17 minutes vs. Lipscomb (2/9)... Matched his season high with 7 rebounds vs. Belmont (2/6)... Had 11 points (4-5 FG) with 5 boards in win at Mercer (2/2)... Scored 15 points (6-8 FG) and grabbed 5 rebounds in win over Mercer (1/3)... Hit season highs with 17 points 97-12 FG), 7 rebounds (5 offensive) and 32 minutes vs. Penn (12/30)... Dealt season-high 4 assists at Stetson (12/15)... Tallied 9 points (5-7 FTs) at Florida Gulf Coast (12/13)... Had 9 points off the bench in 11 minutes vs. VMI (11/24)... Scored 14 points in CU debut vs. Chowan (11/15) when he hit 5-7 field goals and 2-3 treys...

Pensacola JC: Twice earned All-Panhandle Conference recognition at Pensacola JC... As a sophomore in 2008, he averaged 12.6 points, 4.5 rebounds, 1.4 assists and shot 52 percent from the floor... During his freshman year, Taylor contributed 10.8 points, 4.6 boards and shot 47 percent from the field. He graduated cum laude from PJC in December 2007 and was a finalist for the Hal Chasey Award, which is presented annually to the top junior college basketball scholar athlete in the state of Florida... One of six sophomores from the 2008 PJC squad to sign scholarships with Division I schools in 2007-08.

Prep: Averaged 19 points, 10 rebounds and three assists per game as a senior at Woodham High School in 2006... Earned first-team all-area and team MVP honors in senior year...

Personal: Has one brother, Marrio and a sister, Altelisha... Also participated in football and track & field in high school... Was a regional champion and state meet participant in the 4x800 meters...

Taylor's Details

Full Name
 Miles B. Taylor
Major
 Business Administration
Birthdate
 May 13, 1988
Birthplace
 Pensacola, Fla.
Parents' Names
 Bruce and Alfreda Taylor
Junior College Coach
 Paul Swanson
High School Coach
 Bennie Washington

Career Highs


Points
 17 vs. Penn (12/30/08)
Rebounds
 7 (twice) last vs. Belmont (2/6/09)
Assists
 4 at Stetson (12/15/08)
Field Goals
 7 vs. Penn (12/30/08)
Field Goal Attempts
 12 vs. Penn (12/30/08)
Three-Point Field Goals
 2 vs. Chowan (11/15/08)
Three-Point Attempts
 3 vs. Chowan (11/15/08)
Free Throws
 5 at Florida Gulf Coast (12/13/08)
Free Throw Attempts
 7 at Florida Gulf Coast (12/13/08)
Steals
 2 (twice) last at USC Upstate (1/24/09)
Blocked Shots
 1 vs. UNC Pembroke (12/20/08)
Minutes Played
 32 vs. Penn (12/30/08)



TAYLOR's Career Stats

Year	GP	GS	Min	Avg	Total			FG	FGA	Pct	FT	FTA	Pct	Rebounds				PF	FO	Ast	TO	Blk	Stl	Pts	Avg
					FG	FGA	Pct							Off	Def	Tot	Avg								
2008-09	29	16	492	17.0	64	134	.478	5	18	.278	38	63	.603	28	43	71	2.4	49	0	21	34	1	14	171	5.9
TOTAL	29	16	492	17.0	64	134	.478	5	18	.278	38	63	.603	28	43	71	2.4	49	0	21	34	1	14	171	5.9





Preston
DODSON
51
6-6 / Junior / Forward
South Mills, N.C. / Camden County HS

Career: Hard-working player who has appeared in all 60 of Campbell's games over his first-two seasons... Earned a scholarship as a sophomore after playing his first collegiate season as a recruited walk-on... Improved his free throw percentage nearly 17 points from his freshman to sophomore year... Has scored in double digits eight times entering junior campaign...

2008-09: Earned a place on the A-Sun All-Academic Team... Averaged 4.4 points and 2.5 rebounds while shooting 74% from the line over 30 games (6 starts)... Scored in double figures three times... Matched career high with 2 blocks, while recording 3 steals in win over USC Upstate (2/21)... Scored season-high 14 points (4-7 FG, 6-9 FT) while tying his season best with 5 rebounds vs. Belmont (2/6)... Equaled career-high 3 assists in 1st start of the year, win over Florida Gulf Coast (1/28)... Matched season high with 5 rebounds, plus a career-best 3 assists at USC Upstate (1/24)... Scored 8 points with 4 rebounds at ETSU (1/22)... Had 7 points and 5 boards (4 offensive) in 20 minutes during win over Mercer (1/3)... Scored 8 points (4-5 FT) in 9 minutes vs. Penn (12/30)... Had 11 points (4-5 FG) and career-best 4 steals vs. UNC Pembroke (12/20)... Scored 9 points (3-4 FG, 3-3 FT) in 10 minutes at VMI (12/9)... Tallied 8 points (4-4 FG) (3-4 FG, 3-3 FT) in 10 minutes at VMI (12/9)... Had 8 points (4-4 FG) with 5 rebounds, 2 assists and 2 steals vs. UNC Asheville (11/22)... Scored 10 points (8-10 FT) at East Carolina...

2007-08: Played in all 30 games with 5 starts and averaged 4.3 points and 2.9 rebounds... Had 6 rebounds (one shy of his season-high) vs. USC Upstate (2/21)... Scored 11 points (5-6 FG) vs. Longwood (2/13)... Matched season-best with 7 rebounds at Mercer (2/9)... Had a season-high 14 points (5-7 FG, 4-4 FT) plus 6 rebounds in win over Kennesaw State (2/7)... Scored 10 points and pulled down a season-high 7 rebounds in 26 minutes during OT victory at North Florida (2/2)... Had 7 points at Jacksonville (1/31)... Scored 8 points and pulled down 4 rebounds with season-high 2 blocks vs. Stetson (1/26)... Tallied 11 points (4-8 FG) with 4 rebounds in 21 minutes vs. Florida Gulf Coast (1/24)... Scored season-high points for 2nd-straight game with 12-points (4-4 FG, 4-4 FT) at Longwood (1/12)... Contributed 8 points (4-4 FT) and 6 rebounds in 23 minutes of win at USC Upstate (1/12)... Made first career start vs. Appalachian State (11/21)... Had 4 points and 5 boards and 25 minutes off bench during win over Radford (11/24)...

Prep: Had college offers in three sports (football, basketball and baseball)... Three-time all-conference and Daily News all-area performer in basketball at Camden County... Averaged 17 points and 10 rebounds as a senior when he led Camden County to its third-straight sectional championship, a 23-7 overall record and a #8 ranking in the final state 1-A poll from NCpreps.com... Two-time conference player of the year... Played in the 2007 North Carolina-South Carolina All-Star game... Scored 1279 points and pulled down 762 rebounds and led Camden County to a 65-24 record, plus two conference titles in his 3-year varsity career...

Personal: Has two brothers, Weston (18) and Lofton (8) and one sister, Karaleigh (2)... Also named all-state in baseball as a pitcher when Camden County reached 1-A state championship game... Named MVP of the Camden County football team... Had 53 receptions for 940 yards as a senior... Graduated with honors...

Dodson's Details

Full Name
 Preston Todd Dodson
Major
 Business Administration
Birthdate
 May 23, 1989
Birthplace
 Burlington, N.C.
Parents' Names
 Philip and Leigh Dodson
High School Coach
 Mark Harnly

Career Highs


Points
 14 (twice) last vs. Belmont (2/6/09)
Rebounds
 7 (twice) last at Mercer (2/9/08)
Assists
 3 (twice) last vs. Florida Gulf Coast (1/28/09)
Field Goals
 5 (twice) last vs. Longwood (2/13/08)
Field Goal Attempts
 8 (twice) last vs. Mercer (1/3/09)
Three-Point Field Goals
 0
Three-Point Attempts
 0
Free Throws
 8 at East Carolina (11/19/08)
Free Throw Attempts
 10 at East Carolina (11/19/08)
Steals
 4 vs. UNC Pembroke (12/20/08)
Blocked Shots
 2 (twice) last vs. USC Upstate (2/21/09)
Minutes Played
 26 (twice) last vs. Kennesaw State (2/7/08)



DODSON's Career Stats

Year	GP	GS	Min	Avg	Total			FG	FGA	Pct	FT	FTA	Pct	Rebounds				PF	FO	Ast	TO	Blk	Stl	Pts	Avg
					FG	FGA	Pct							Off	Def	Tot	Avg								
2007-08	30	5	443	14.8	44	103	.427	0	0	.000	41	71	.577	40	48	88	2.9	49	2	4	21	5	7	129	4.3
2008-09	30	6	373	12.4	39	85	.459	0	0	.000	54	73	.740	40	36	76	2.5	55	1	18	33	11	18	132	4.4
TOTAL	60	11	816	13.6	83	188	.441	0	0	.000	95	144	.660	80	84	164	2.7	104	3	22	54	16	25	261	4.4





Junard

HARTLEY

6-3 / Junior / Guard

Atlanta, Ga. / Whitefield Academy

12

Career: Already ranks 7th among Campbell's career assists leaders (262) in only two varsity seasons (60 games)... His freshman (132) and sophomore (130) assist totals stand 10th and 11th, respectively in CU Division I era single-season records... Career assist-turnover ration is 1.74... Has scored in double figures 7 times with 2 double-digit assists outings...

2008-09: Presented team's Calloway Defensive Award... Ranked 2nd among A-Sun leaders in assists (4.33) and assists-turnover ratio (1.83)... Started all 30 games to extend his games-started streak to 54 contests... Averaged 5.0 points and 3.5 rebounds, plus 1.3 assists per outing... Scored 10 points in A-Sun first-round game at Lipscomb (3/5)... Dealt 8 assists with 0 turnovers and a career-high tying 4 steals, plus 8 points and 6 rebounds in win over Stetson (2/27)... Had 6 assists and 5 rebounds in win over East Tennessee State (2/23)... Dealt 4 assists with 6 rebounds and 2 steals in win over USC Upstate (2/21)... Had 9 assists and just one turnover vs. Lipscomb (2/9)... Scored 8 points in win at Mercer (2/2)... Matched season high with 3 steals in win at Kennesaw State (1/31)... Scored 9 points and added 5 rebounds, 8 assists and 3 steals in win over Florida Gulf Coast (1/28)... Dealt 6 assists with just 1 turnover, while grabbing 6 rebounds at USC Upstate (1/24)... Tallied double digits for 2nd-straight game with 11 points (4-5 FG, 2-2 threes), plus 3 assists and 3 steals at East Tennessee State (1/22)... Scored all 12 of his points in 2nd half of win vs. North Florida (1/19)... Hit game-winning 3-pointer (his only bucket of the game) as the buzzer sounded in 69-68 victory at Lipscomb (1/8)... Had 5 assists and season-best 3 steals in win over Kennesaw State (1/5)... Dealt career-high 12 assists (tops in A-Sun in '08-09) and scored season-best 13 points (9-12 FT) in win over Mercer (1/3)... Had five assists and 0 turnovers vs. UNC Pembroke (12/20)... Scored 11 points (4-5 FG, 3-4 FT) and matched career-high with 9 rebounds at Stetson (12/15)... Had 7 points and 6 assists vs. VMI (11/24)... Dealt 7 assists in win over UNC Asheville (11/22)...

2007-08: Played in all 30 games, starting the final 24 at point guard... Led all league freshmen in assists average, assist/turnover ratio and minutes played... Averaged 4.7 points, 4.0 boards, 4.4 assists (3rd in A-Sun), plus 1.57 steals (10th)... Also ranked 2nd among league leaders in assists/turnover ratio (1.65) and 23rd in minutes played (29.17)... In regular season conference games, he ranked 2nd in the league with a 5.06 assists average, 9th in steals (1.56) and 4th in assist/turnover ratio (1.62)... Matched season-high with 9 rebounds, while dealing 5 assists at Belmont (2/28)... Scored season-high 16 points (6-9 FG, 3-4 threes) with 7 assists vs. ETSU (2/25)... Dealt 6 assists with 5 rebounds vs. Longwood (2/13)... Had 6 assists, season-high 3 blocks and 2 steals at Mercer (2/9)... Dished 8 assists in win over Kennesaw State (2/7)... Scored 12 points, including CU's last 7 of regulation, in 38 minutes during OT win at North Florida (2/2)... Scored 9 points, plus 4 rebounds, 4 assists and 2 steals at Jacksonville (1/31)... Had 8 points and 6 dishes in 36 minutes vs. Florida Gulf Coast (1/24)... Scored 9 points (4-6 FG, 1-1 threes) with 8 assists, 7 rebounds and 2 assists in 35 minutes of win over Gardner-Webb (1/18)... Had 7 assists and 6 rebounds in win at Longwood (1/15)... Pulled down season-best 9 rebounds in win at USC Upstate (1/12)... Had seven assists and just 2 turnovers with 6 rebounds and 2 steals at ETSU (1/10)... Dished season-high 10 assists (with just one turnover) with 6 rebounds and 2 steals in 37 minutes of OT loss vs. Lipscomb (1/3)... Made 1st career start at Radford (12/8) and hit then-season highs in assists (6), rebounds (5), steals (4) and minutes (33)... Scored 8 points (2-2 FG, 1-1 3FG, 3-4 FT) with 4 rebounds, 5 assists and 3 steals in win over Radford (11/24)...

Prep: Led his team to three 1-A state-runner-up finishes in four varsity seasons... As a senior, Hartley was named first-team all-state, All-Cobb County and to the Atlanta Tip-Off Club All-Metro team when he averaged 14.2 points, 6.7 rebounds, 5.2 assists and 4.2 steals per game... A four-year starter, Hartley chipped in 12.3 points, 7.4 boards, 7.1 assists and 3.5 steals per outing during his junior season, when he also won all-state and all-county recognition... In addition to his prep career, Hartley also played with the Atlanta Celtics (1999-2004) and Smyrna Stars (2005-06) AAU teams, winning five state championships in the process...

Personal: Has one brother, Jamal (15)... Father played collegiate basketball at Tennessee State... Also participated in track & field in high school... played trombone in high school jazz band... Will celebrate his 21st birthday the same day the Camels host Mercer (2/12/10) at the Pope Center.

Hartley's Details

Full Name

Junard Phillip-Anthony Hartley

Major

Business Administration

Birthdate

February 12, 1989

Birthplace

Atlanta, Ga.

Parents' Names

Anthony and Gay Hartley

High School Coach

Tyrone Johnson

Career Highs

Points

16 vs. East Tennessee State (2/25/08)

Rebounds

9 (3 times) last at Stetson (12/15/08)

Assists

12 vs. Mercer (1/3/09)

Field Goals

6 vs. East Tennessee State (2/25/08)

Field Goal Attempts

9 vs. East Tennessee State (2/25/08)

Three-Point Field Goals

3 vs. East Tennessee State (2/25/08)

Three-Point Attempts

4 vs. East Tennessee State (2/25/08)

Free Throws

9 vs. Mercer (1/3/09)

Free Throw Attempts

12 vs. Mercer (1/3/09)

Steals

4 (3 times) last vs. Stetson (2/27/09)

Blocked Shots

3 at Mercer (2/9/08)


Minutes Played


38 at North Florida (2/2/08)



HARTLEY's Career Stats

Year	GP	GS	Min	Avg	Total			FG	FGA	Pct	FT	FTA	Pct	Rebounds				PF	FO	Ast	TO	Blk	Stl	Pts	Avg
					FG	FGA	Pct							Off	Def	Tot	Avg								
2007-08	30	24	855	28.5	48	122	.393	6	25	.240	38	57	.667	37	83	120	4.0	86	3	132	80	4	47	140	4.7
2008-09	30	30	734	24.5	43	98	.439	13	39	.333	52	82	.634	17	88	105	3.5	72	2	130	71	4	40	151	5.0
TOTAL	60	54	1589	26.5	91	220	.414	19	64	.297	90	139	.647	54	171	225	3.8	158	5	262	151	8	87	291	4.9






Amir
CELESTIN
6-1 / Sophomore / Guard
Miami, Fla. / Norland HS

2

2008-09: Averaged 4.7 points and 2.3 assists while playing in all 30 games with one start... Shot 43% from 3-point range (22-51)... Scored in double digits four times... Equaled his season-high with 6 assists in just 15 minutes during win over ETSU (2/23)... Tallied 16 points -- one shy of his season high -- on 6-of-10 shooting (3-6 threes), plus 3 assists vs. Belmont (2/6)... Had 11 points (3-3 threes) with 5 assists in 18 minutes of win at Kennesaw State (1/31)... Made season-high 3 steals in first career start, a win over North Florida (1/19)... Scored season-high 17 points (8-10 FG) with 4 assists to lead team in both categories at VMI (12/9)... Dealt season-best 6 assists in 17 minutes vs. VMI (11/24)... Scored 14 points (5-6 FG, 4-5 threes) with 2 assists in win over UNC Asheville (11/22)... Had 5 assists in collegiate debut vs. Chowan (11/15)...

Prep: Helped his team compile a 77-17 won-lost record over his three-year varsity career that included state titles in 2006 and 2008... Scored 18 points -- including 13-straight in a decisive 22-7 third quarter run -- to lead Norland to a 59-54 victory over Boyd Anderson, which was ranked 20th nationally by the National Prep Basketball Poll, in the Florida 6-A finals... Named first-team all-state and MVP of the 2008 Florida 6-A state championship game... Finished his senior year with averages of 10.6 points, 2.0 rebounds and 3.2 assists per game, while connecting on 47 percent of his 3-point field goal attempts for the Vikings, who finished the year with a 27-6 record... Named to the All-Dade County team and selected to participate in the Miami-Dade All-Star games against the Broward County and Palm Beach County all-stars... As a junior, named team MVP while contributing 14.2 points, 3.2 assists and hitting 53 percent of his threes for a 22-5 club... He and fellow Camel sophomore Lorne Merthie were members of the highly-regarded Florida Rams AAU program, which produced the likes of NBA performers Amare Stoudemire, Travis Outlaw and Renaldo Balkman...

Personal: Has one brother, Kyrik...



Celestin's Details

Full Name
 Amir Ashaude Celestin
Major
 Business Administration
Birthdate
 July 18, 1990
Birthplace
 Miami, Fla.
Parents' Name
 Kimberly Gaines
High School Coach
 Lawton Williams III
AAU Coach
 Travis Jones


Career Highs

Points
 17 at VMI (12/9/08)
Rebounds
 5 vs. UNC Asheville (11/22/08)
Assists
 6 (twice) last vs. East Tennessee State (2/23/09)
Field Goals
 8 at VMI (12/9/08)
Field Goal Attempts
 10 (twice) last vs. Belmont (2/6/09)
Three-Point Field Goals
 4 vs. UNC Asheville (11/22/08)
Three-Point Attempts
 6 vs. Belmont (2/6/09)
Free Throws
 3 at Stetson (12/15/08)
Free Throw Attempts
 6 at Stetson (12/15/08)
Steals
 3 vs. North Florida (1/19/09)
Blocked Shots
 1 (3 times) last vs. Stetson (2/27/09)
Minutes Played
 29 (twice) last at Belmont (1/10/09)



CELESTIN's Career Stats

Year	GP	GS	Min	Avg	Total			FG	FGA	Pct	FT	FTA	Pct	Rebounds				PF	FO	Ast	TO	Blk	Stl	Pts	Avg
					FG	FGA	Pct							Off	Def	Tot	Avg								
2008-09	30	1	577	19.2	52	114	.456	22	51	.431	16	35	.457	3	32	35	1.2	91	5	70	54	3	22	142	4.7
TOTAL	30	1	577	19.2	52	114	.456	22	51	.431	16	35	.457	3	32	35	1.2	91	5	70	54	3	22	142	4.7



Cole

DEWEY

0

6-1 / Sophomore-RS / Guard

Willow Spring, N.C. / South Johnston HS

2008-09: Played in 8 games off the bench... averaging 0.4 points per outing... Made 1-of-4 field goals and 1-of-2 from the line... Scored a point, grabbed a rebound and made a steal in win at Kennesaw State (1/31)... Scored first collegiate points on second half field goal at Belmont (1/10)... Made his collegiate debut off the bench against UNC Pembroke (12/20)...

2007-08: Practiced with the team, but did not see game action while sitting out as a red-shirt...

Prep: Named South Johnston High School Male Athlete of the Year as a senior in 2006-07... Coached by his father, David... Led SJHS to an 81-31 record in his four varsity seasons... Averaged 16.1 points, 4.3 rebound and 8.2 assists as a senior, when he earned all-conference honors for the third time in his career... Scored 33 points in one game vs. Western Harnett as a senior... A four-time academic all-conference choice in basketball... Named MVP of the Johnston County Christmas Tournament as a junior and senior... Averaged 18 points, 4.3 rebounds and 4.9 assists during his junior year... Concluded his prep career with 1196 points and a school-record 520 assists...

Personal: Has one sister, Liza (24) and one brother, Will (16)... Also was a four-time all-conference and academic all-conference performer for his high school tennis team... Played AAU ball with the Wilmington Warriors... National Honor Society student...

Dewey's Details

Full Name

David Coleman Dewey

Major

Sport Management

Birthdate

September 27, 1988

Birthplace

Tarboro, N.C.

Parents' Names

David and Molly Dewey

High School Coach

David Dewey

Career Highs

Points

2 at Belmont (1/10/09)

Rebounds

1 at Kennesaw State (1/31/09)

Assists

0

Field Goals

1 at Belmont (1/10/09)

Field Goal Attempts

1 (4 times) last at Kennesaw State (1/31/09)

Three-Point Field Goals

0

Three-Point Attempts

3 (3 times) last at Kennesaw State (1/31/09)

Free Throws

1 at Kennesaw State (1/31/09)

Free Throw Attempts

2 at Kennesaw State (1/31/09)

Steals

1 at Kennesaw State (1/31/09)

Blocked Shots

0


Minutes Played

4 at Kennesaw State (1/31/09)



DEWEY's Career Stats

Year	GP	GS	Min	Avg	Total			FG	FGA	Pct	FT	FTA	Pct	Rebounds				PF	FO	Ast	TO	Blk	Stl	Pts	Avg
					FG	FGA	Pct							Off	Def	Tot	Avg								
2008-09	8	0	14	1.8	1	4	.250	0	3	.000	1	2	.500	0	1	1	0.1	2	0	0	0	0	1	3	0.4
TOTAL	8	0	14	1.8	1	4	.250	0	3	.000	1	2	.500	0	1	1	0.1	2	0	0	0	0	1	3	0.4



Lorne
MERTHIE
6-2 / Sophomore / Guard
Sanford, Fla. / Winter Springs HS

25

2008-09: Named A-Sun Freshman of the Year and only unanimous choice to the A-Sun All-Freshman team... Lone freshman in the A-Sun to start each of his team's games (30)... Presented team's Newton-Roberts Award (Unsung Hero)... 2nd-leading scorer (9.5) on team (30th in league), who connected on 40% of his 3-pointers (3rd in A-Sun) and 78.6% (66-84) of his FTs (7th in league)... Averaged 2.43 assists/game... Finished 15th in A-Sun with 1.73 threes made per game and 9th in steals (1.57)... During the last four regular season games, averaged 17.8 points and 2.3 steals, while shooting 57 percent (21-37) from the floor, 67 percent (12-18) from 3-point range and 89.5 percent (17-19) from the line... Led all A-Sun freshmen in free throw percentage (.786), and 3-point field goal percentage (.400), while ranking 2nd in scoring (9.5), steals (1.57) and 3-pointers made per game (1.73) and 3rd in assists (2.43)... Scored in double figures 12 times and tallied 9 points on four other occasions... Led CU in scoring for 4th-straight game (all wins) with 19 points (5-9 FG, 3-4 threes, 6-6 FT), plus 6 rebounds, 2 assists, 0 turnovers and 3 steals against Stetson (2/27)... Scored 20 points (4-7 threes, 6-6 FTs), plus 3 steals in victory over East Tennessee State (2/23)... Led CU with 10 points (4-7 FG) in win over USC Upstate (2/21)... Celebrated his 19th birthday (2/16) with a season-high 22 points (7-10 FG, 3-3 threes, 5-7 FT) with 5 rebounds, 3 assists and 2 steals in win at Jacksonville (2/16)... Scored 17 points -- 15 in the 2nd half -- at USC Upstate (1/24) where he made 5-7 from the floor and had 4 steals... Swiped a season-high 4 steals vs. Jacksonville (1/17)...

Prep: Named second-team Class 6A all-state as a senior by the Florida Sports Writers Association... Averaged 16.3 points, 4.5 assists, 7.1 rebounds and 3.2 steals per game in senior campaign when he led his squad to a 27-4 record and the first state final four berth in school history... Three-time all-conference performer (twice first-team) at Winter Springs HS... Named District Player of the Year in 2008... Helped his team to consecutive 20-win seasons in final two prep years... AAU teammate of fellow Camel Amir Celestine on the Florida Rams...

Personal: His father, Bernard played basketball at Eckerd College and coached at Seminole Community College... Has four siblings – Lyndon, Briana, Toya and Michael... His cousin, Darryl Merthie, is a senior on the Marshall University basketball team... Honor roll student in 2008 at Winter Springs...



Merthie's Details


Full Name
Lorne Merthie
Major
Sport Management
Birthdate
Feb. 16, 1990
Birthplace
Orlando, Fla.
Parents' Names
Bernard and Tonya Merthie
High School Coach
Travis Jones
AAU Coach
Travis Jones

Career Highs
Points
22 at Jacksonville (2/16/09)
Rebounds
8 vs. UNC Pembroke (12/20/08)
Assists
8 vs. UNC Pembroke (12/20/08)
Field Goals
7 at Jacksonville (2/16/09)
Field Goal Attempts
18 vs. Lipscomb (2/9/09)
Three-Point Field Goals
4 vs. East Tennessee State (2/23/09)
Three-Point Attempts
10 vs. Lipscomb (2/9/09)
Free Throws
8 at Mercer (2/2/09)
Free Throw Attempts
8 (twice) last at Mercer (2/2/09)
Steals
4 (3 times) last at Mercer (2/2/09)
Blocked Shots
1 vs. North Florida (1/19/09)
Minutes Played
37 (twice) last at Jacksonville (2/16/09)



MERTHIE's Career Stats

Year	GP	GS	Min	Avg	Total			FG	FGA	Pct	FT	FTA	Pct	Rebounds				PF	FO	Ast	TO	Blk	Stl	Pts	Avg
					FG	FGA	Pct							Off	Def	Tot	Avg								
2008-09	30	30	871	29.0	83	227	.366	52	130	.400	66	84	.786	12	85	97	3.2	68	1	73	59	1	47	284	9.5
TOTAL	30	30	871	29.0	83	227	.366	52	130	.400	66	84	.786	12	85	97	3.2	68	1	73	59	1	47	284	9.5



Chris
REYNOLDS
6-5 / Sophomore / Forward
Augusta, Ga. / Glenn Hills HS

23

2008-09: Presented team's Coaches Award... Averaged 3.6 points and shot 47.6% from the floor... Over the final four regular season games, contributed 7.8 points (4.2 more than his season average) and hit 58 percent from the field (11-19) and 75 percent (9-12) from the line in 17.3 minutes... Came off the bench to score a season-high 13 points (4-5 FG, 5-8 FG) with 2 assists in 21 minutes during win over Stetson (2/27)... Matched previous season-high with 12 points (5-8 FG, 2-2 FT) in win at Jacksonville (2/16)... Had 9 points and 5 boards off the bench at Belmont (1/10)... Scored 12 points (4-5 FG, 4-4 FT) with 4 rebounds in 15 minutes to lead CU in 69-68 win at Lipscomb (1/8)... Pulled down season-high 7 rebounds and scored 6 points in 19 minutes at VMI (12/9)... Grabbed 5 rebounds, scored 4 points and blocked two shots in just 11 minutes at Appalachian State (11/29)... Scored 8 points in 16 minutes at East Carolina (11/19)...

Prep: Reynolds was an all-state selection as a senior when he contributed 15.8 points and 8.5 rebounds to Glenn Hills' 29-2 state title squad... Shared team MVP honors in each of his final three prep campaigns, and won all-region and all-area recognition three times... His career-high high school scoring effort was a school-record 39 points... Over his final two prep seasons, Reynolds helped guide the Spartans to a combined 54-6 won-lost record and two regional crowns... Glenn Hills defeated Carver-Columbus 64-57 in the Georgia 3-AAA final... Member of the Augusta Metros AAU program...

Personal: Has one sister, Krystal and two brothers, Denzel and Milton Jr... Also had scholarship offers in track & field...

Reynolds' Details

Full Name
Christopher Percy Reynolds
Major
Business Administration
Birthdate
Oct. 30, 1989
Birthplace
Augusta, Ga.
Parents' Names
Milton Veasley and Lisa Reynolds
High School Coach
Richard Wallace
AAU Coaches
Chad Cook and Damieon Key


Career Highs

Points
13 vs. Stetson (2/27/09)
Rebounds
7 at VMI (12/9/08)
Assists
2 (twice) last vs. Stetson (2/27/09)
Field Goals
5 at Jacksonville (2/16/09)
Field Goal Attempts
8 at Jacksonville (2/16/09)
Three-Point Field Goals
0
Three-Point Attempts
1 (3 times) last vs. East Tennessee State (2/23/09)
Free Throws
5 vs. Stetson (2/27/09)
Free Throw Attempts
8 vs. Stetson (2/27/09)
Steals
1 (10 times) last at Lipscomb (3/5/09)
Blocked Shots
2 at Appalachian State (11/29/08)
Minutes Played
21 vs. Stetson (2/27/09)



REYNOLDS' Career Stats

Year	GP	GS	Min	Avg	Total			FG	FGA	Pct	FT	FTA	Pct	Rebounds				PF	FO	Ast	TO	Blk	Stl	Pts	Avg
					FG	FGA	Pct							Off	Def	Tot	Avg								
2008-09	28	0	289	10.3	39	82	.476	0	3	.000	24	35	.686	21	36	57	2.0	35	1	13	30	7	10	102	3.6
TOTAL	28	0	289	10.3	39	82	.476	0	3	.000	24	35	.686	21	36	57	2.0	35	1	13	30	7	10	102	3.6



Larry

AWOSANYA

6-7 / Freshman / Forward

**London, England / Edison (N.J.) Prep
Rancocas Valley (N.J.) HS**

14

International: Played for the England Under-20 national team in the 2009 FIBA European Championships in Macedonia... Also played for the England U-16 national squad in the FIBA European Championships in 2005 (Bulgaria) and 2006 (Estonia).

Prep: Spent the 2008-09 academic year in prep school at Edison (N.J.) Academy, where he averaged 14 points and eight rebounds per game... Played two seasons at Rancocas Valley High School in Mount Holly, N.J., where his team won the 2008 state championship, two league titles and compiled a 51-8 won-lost record during his tenure... As a senior, he averaged eight points and 12 rebounds per game while earning all-county honors... At Lammas School and Sports College in London, he led his team to the 2005 Sweet 16 in England and to the 2006 Elite Eight, when he scored 54 points in a Sweet 16 victory...

Personal: Has one brother, Brandon (7) and a sister, Melanie (4)... Also participated in track and field in high school, competing in the discus, shot put and high jump...

Awosanya's Details

Full Name

Daniel Olanrewaju Awosanya

Major

Undecided

Birthdate


Feb. 22, 1990

Birthplace

London, England

Parents' Names

Danny Awosanya and Buki Osiyemi



Ricky

KRAINIAK

6-0 / Freshman / Guard

Camden, N.C. / Camden County HS

30

Prep: As a senior, he was named NCPreps All-State, All-District, All-Area, All-Conference, District Player of the Year, Area Player of the Year and Conference Player of the Year... Averaged 22 points, 6.2 rebounds, 3.5 assists and made 89 3-pointers... Tied for team scoring honors with 16 points (3-6 threes, 5-6 FT) in the 2009 North Carolina East-West All-Star game at the Greensboro Coliseum... Led Camden County to a 25-4 won-lost record and berth in the 1-A state tournament East Regional... Helped lead Camden County to sectional championships in 2006, 2007 and 2009... Shot 45 percent from the floor and connected on 78 percent of his free throw attempts, while hitting 36 percent beyond the arc in 2008-09... Scored more than 30 points on eight occasions, including a season-high 40-point effort in a 78-62 victory over Northside High School... Named to the 2009 Eastern Regional all-tournament team and collected District I player of the year honors from the North Carolina Basketball Coaches Association... Also named to the NCBCA All-District first team, tabbed area player of the year by the Elizabeth City Daily Advance and Albemarle Conference player of the year... Scored a school-record 1859 points and knocked down 244 three-point field goals in his career, while hitting 78 percent of his career chances from the stripe... As a junior, Krainiak added all-district and NCPreps.com 1A All-State honors to his all-conference all-area recognition...

Personal: Joins former high school teammate and 2007 Camden County grad Preston Dodson on the Fighting Camel roster... Also earned first-team all-conference and All-Albemarle Area recognition in both his junior and senior seasons as a quarterback on the Camden football team... During the 2008 campaign, became the first quarterback in school history to rush (1089) and pass (1504) for more than 1000 yards in a season... Also set a school record by accounting for 34 touchdowns (16 passing, 18 rushing) and was named 2008 Albemarle Conference and Daily Advance player of the year... Earned first-team all-conference and all-area honors in baseball as well...

Krainiak's Details

Full Name

Richard Kirkland Krainiak

Major

Undecided

Birthdate

Oct. 19, 1990

Birthplace

Camden, N.C.


Parents' Names

Randy Laurie Krainiak

High School Coach

Mark Harnly





Olivier

SIEWE

6-6 / Freshman / Forward

Douala, Cameroon / Piney Woods (Miss.) HS

24

Kriniak's Details

Full Name

Olivier Toffessi Siewe

Major

Undecided

Birthdate

June 6, 1990

Birthplace

Douala, Cameroon

Parents' Names

Jean Siewe and Jacqueline Nana

High School Coach

Lemuel B. Jones

Prep: Earned first-team all-conference honors in both of his seasons at Piney Woods School... Averaged 19 points, 12 rebounds and 2.5 assists as a senior when he shot 52 percent from the floor, 38 percent from 3-point range (15-39) and 70 percent from the free throw line... Named to the Jackson (Miss.) Clarion-Ledger pre-season list of seniors to watch in 2008-09 after a junior campaign when he averaged 14.5 points, 12.3 rebounds and connected on 53 percent of his shots, 70 percent from the stripe... He was selected team MVP as senior and top newcomer as junior...

Personal: Chose Campbell after considering Liberty, Southeast Missouri State and Alcorn State... Has played organized basketball for only three years (including the past two at Piney Woods)... Participated in the NBA's Basketball Without Borders program in Africa before his arrival in the United States.





Robbie
LAING
Head Coach / Troy State (1982)
Seventh Year at Campbell

In his first six years in charge of the Campbell University men's basketball program, Robbie Laing has overseen a dramatic turnaround in the Fighting Camels' fortunes during his tenure in Buies Creek.

Laing's Fighting Camels have won more games over the last four years than in any previous four-year span at the school since 1996-99.

The 2008-09 season marked Campbell's best performance in the Atlantic Sun Conference in more than a dozen years.

• Despite competing with the 10th least-experienced roster among 343 NCAA Division I programs, Campbell University enjoyed its most successful men's basketball season in more than a dozen years. The Fighting Camels (14-16 overall, 11-9 A-Sun) tied a school record for most Atlantic Sun Conference regular season victories, matching the 11 wins collected by the 1996 club, and recorded the program's first winning record in league play since the 2000 squad finished 10-8.

• Under the direction of Coach Laing, CU also posted its most regular season wins (14) since 1996 (16) and secured its highest seed in the league tourney (fifth) since that '96 squad was seeded number two.

• Campbell had the most-improved league record among A-Sun members. CU's 11 conference wins in 2008-09 were six more than last year's club managed.

• The Camels closed the regular season on a four-game win streak that included victories at regular-season champion Jacksonville (89-83 on Feb. 16) and against regular season runner-up East Tennessee State (68-62 on Feb. 23). Campbell's triumph was its first over the Bucs since ETSU joined the league in 2005-06.

• Campbell's 4-game win streak was the program's longest since CU won 5-straight games in January 2000.

• Coach Laing's Camels set or tied 14 school team and individual records in '08-09, including largest margin of victory against a Division I opponent, Atlantic Sun foe and road game win in a 87-44 decision Jan. 31 at Kennesaw State.

• The Camels won more games in the last four seasons (48) than the program amassed in any 4-year span since 1996-99.

• The Camels compiled winning records in back-to-back months for the first time in the Coach Robbie Laing era. A 6-4 record in January followed by a 5-3 mark in February stands as the team's best in consecutive months since January (6-4) and February (4-3) 2000.

• Campbell secured a double-digit victory total with its Feb. 2 win at Mercer, marking the fourth-straight year that the Camels recorded double-figure triumphs. The last time Campbell had four-straight seasons with at least 10 wins was 1987-90.

• Campbell finished its A-Sun road schedule with a 4-6 mark, doubling the number of league wins away from home from 2007-08, when the Camels went 2-6 in the league.

• With wins Jan. 31 at Kennesaw State (87-44) and Feb. 2 at Mercer (92-73), CU secured its first 2-game A-Sun road trip sweep since Feb. 22-24, 2001 at Florida Atlantic and Central Florida.

• By winning 6 of 10 games in January, the Camels secured their first winning record over a month since Nov. 2006 (3-2). The feat also marked the Camels' first winning January record since the 2000 club went 6-4.

• Prior to its 3-game winning stretch in January, the last time the Camels won 3-straight A-Sun games was Feb. 17-24, 2001 when CU defeated Jacksonville at home, then both Florida Atlantic and Central Florida on the road to close out the regular season. CU also won 3-straight league contests, Jan. 28-Feb. 2. Prior to its February stretch, CU's last 4-game A-Sun win streak was Jan. 4-13, 2000 against Georgia State, Stetson, Jacksonville and Florida Atlantic.

• Campbell set a new school record for home attendance in its first season in the John W. Pope Jr. Convocation Center / Gilbert Craig Gore Arena. Campbell averaged an all-time high 1619 spectators, 5th-best in the Atlantic Sun Conference. CU attracted the largest crowd to ever witness at Campbell basketball contest in Buies Creek (2563) for the regular season opener Nov. 15 against Chowan.

During the last three seasons, the Fighting Camels have set or tied 47 school records, including most points scored in an Atlantic Sun Conference game and largest win margin during a road contest. The Camels have ranked among the league's top three teams in free throw percentage in each of those seasons.

Coach Laing's teams have been noted for their high-octane offense, which features driving to the basket, 3-point shooting and getting to the free throw line. From 2006-08, Campbell was ranked among the nation's top-10 teams in scoring offense, 3-point field goals made per game and steals.

Also over the past four campaigns, Campbell players have earned Atlantic Sun all-conference honors each

Laing's Details

Full Name

Robert Alan Laing

Birthdate

March 5, 1958

Birthplace

Hancock, Mich.

Wife

Dana

Children

Earl Duncan (20), Christian (19), Nathan (16), Ansley Rae (13), Madison (12)

College

Troy State (1982)

Degree

Biology

Graduate School

Georgia Southern (1993)

Master's Degree

Physical Education

High School

Lakeside High School (Eufaula, Ala.)

Player Background

Lettered two years at Troy State

Lettered at Okaloosa-Walton CC

Lettered at Seminole CC

Played football one year at Vanderbilt

Off the Court

Enjoys hunting, fishing, NASCAR

Coaching History

2003-present

Head coach, Campbell

2000-02

Assistant Coach, Kansas State

1999-2000

Assistant Coach, Southern Mississippi

1996-99

Head Coach, Jones County

Junior College (Ellisville, Miss.)

1994-96

Assistant Coach, Auburn

1993-94

Assistant Coach, Clemson

1987-93

Assistant Coach, Georgia Southern

1986-87

Assistant Coach, Western Kentucky

1984-86

Assistant Coach, Georgia Southern

1982-84

Assistant Coach, Troy State

1981-82

Head Coach, South Montgomery Academy (Montgomery, Ala.)

NBA Players Coached by Laing

Pat Burke (Phoenix)

Michael Curry (Indiana)

Tellis Frank (Golden State)

Kannard Johnson (Cleveland)

Clarence Martin (Utah)

Moochie Norris (New Orleans)

Jeff Sanders (Chicago)

Sharone Wright (Philadelphia)



season, including three-time winner Jonathan Rodriguez, who gained honorable mention mid-major All-America and first-team all-conference recognition in 2007-08 when he was one of six players nationally to average better than 20 points and 10 rebounds per game.

Lorne Merthie was named A-Sun Freshman of the Year in 2008-09, marking the first time a Camel has received individual A-Sun top honors since the University joined the league in 1994-95. Merthie's recognition also was the first time a CU player has been named league rookie of the year since Joe Spinks (1991), Scott Neely (1992) and Dan Pogue (1993) received similar honors in the Big South Conference.

Four of Laing's Camels have been named to the A-Sun All-Freshman squad, while his players have earned A-Sun All-Academic Team notice 23 times in his first six years on the watch.

Coach Laing's 2006-07 squad posted the team's most overall wins (14) and reached the Atlantic Sun Conference tournament semifinals for the first time since 1996. From 2006-08, fans interest rekindled with Carter Gym filling to better than 90 percent of its capacity for men's basketball games, including 16 sellouts during that

span.

"There's a lot of momentum being generated in Buies Creek for this program and our University," says Laing. "We have a lot of positive recruiting pitches available to us that we didn't have a couple of years ago. I think the foundation is now set for our program."

Under Laing's guidance in 2006-07, Campbell hit the century mark a school-record five times during the season, including a 104-point effort in a win over Stetson, setting a school standard for most points scored vs. an A-Sun opponent. CU also notched school records for the program's largest margin of victory on the road since joining the Division I ranks (30 at North Florida) and largest winning margin vs. an A-Sun foe.

Not only did the Camels lead the Atlantic Sun in scoring for the second-straight year, the Camels ranked 18th nationally in scoring offense. CU backed its traditional high-powered offense with tighter defense. During '06-07, CU held 10 opponents to 70 or fewer points (and won seven of those games) one year after holding just one foe below the 70-point mark.

CU ranked 3rd in the Atlantic Sun and 10th nationally in team steals (9.68). The Camels also set a new school record for steals in a year (300). Senior Ledell Eckles set school records for steals in a game (10 vs. UNC Pembroke) and a season (94), while ranking third among the nation's leaders in the category (3.03).

Rodriguez was named to the Atlantic Sun All-Conference first team and All-Freshman team in voting by league head coaches. He was Campbell's first freshman to earn all-conference honors since Joe Spinks gained 2nd-team All-Big South recognition in 1991 and was also chosen to the Collegeinsider.com Mid-Major Freshman All-America team and the Mid-Major All-Freshman team by Collegehoops.net. Rodriguez finished the year ranked 5th among the nation's freshman scoring leaders and he rated among A-Sun leaders in 10 statistical categories.

The program's improvement also showed at the free throw line where Campbell ranked 2nd overall among A-Sun schools in free throw percentage (.722) and broke the school record for highest foul shooting accuracy in a year. CU smashed school records for free throws made (577) and attempted (799) in a season. In fact, Campbell made and attempted more foul shots than any team in the Atlantic Sun Conference during 2006-07.

Named Atlantic Sun Conference Coach of the Year in 2006 by Collegeinsider.com, Coach Laing's Fighting Camels ended the year as the country's second-highest scoring team, and only one other school among 334 NCAA Division I members boasted a greater jump in conference victories from the 2004-05 season.

Along the way, the Camels shattered school records for scoring, 3-point field goals made and attempted and rebounds, while winning more than twice as many Atlantic Sun Conference games as in the previous three seasons combined.

Laing was named recognized by Collegeinsider.com after the Camels made a nine-game improvement in the league win column. One year after a 0-20 league slate, the Camels produced a 9-11 A-Sun record, and 10-18 overall mark. Only Jacksonville State, which played four additional Ohio Valley games in '05-06, notched a larger increase in conference victories (12-8 from 2-14) over the previous season.

During the 2005-06 campaign, Campbell scored at an 82.8 points per game clip, second only to Long Beach State (83.3) among Division I membership. The Camels knocked down 9.9 three-point field goals per game, the third-highest mark in the country, while ranking 13th nationally in assists (17.0) and rebounds (39.2) per game.

CU set school records for points scored in A-Sun games at home (99 vs. Belmont) and on the road (95 at Lipscomb).

Campbell led the Atlantic Sun Conference in scoring (82.8) and five other statistical categories. The Camels carried their success on the road, logging a 5-5 record in A-Sun away games, including a victory at regular season co-champion Lipscomb. CU produced the program's best league road mark since the 1999-2000 squad went 6-3 away from Carter Gym in A-Sun action.

CU also broke 13-year-old records for threes made (276) and attempted (787) in a campaign. The '92-93 club hit 228 triples in 593 attempts. Despite playing only 28 games, the Camels pulled down a school-record 1098 rebounds in '05-06, 18 more than the 1986-87 squad grabbed in two additional contests.

Four Fighting Camels were named to the A-Sun All-Academic squad and Maurice Latham was chosen first-team All-Atlantic Sun Conference by league coaches as well as first-team all-state by the North Carolina Collegiate Sports Information Association.

"When I took this job, my primary objective was to make sure we were the hardest-playing team in the league. Everything was focused on work ethic," said Coach Laing. "But as you mature, playing hard is not good enough to be successful. You have to go from just playing hard to competing and playing with a purpose. We have to know what we want to accomplish in every practice and every game."

Laing was introduced as head coach of the Fighting Camels in April 2003 after spending two seasons at Kansas State University as assistant coach and recruiting coordinator. He also served in a similar capacity at Southern Mississippi, Auburn, Clemson and Georgia Southern.

The progress in Campbell's rebuilding process was evident during Coach Laing's second year in charge. Campbell finished with a positive rebounding margin for the first time in 11 years. Despite facing one of the most challenging schedules in



school history, the Fighting Camels proved competitive, both on the road and at home, where the team played to a near-capacity Carter Gym audience each outing.

Ruell Pringle was named to the 2004-05 A-Sun All-Freshman Team, and four Fighting Camel players gained a spot on the league All-Academic Team.

In his first year in Buies Creek, Laing coached the youngest team in the Atlantic Sun Conference. Anthony Atkinson was named to the A-Sun All-Freshman Team, while four Camels earned A-Sun All-Academic Team honors.

His coaching career has taken him to stops in the Big-12, Southeastern, Atlantic Coast, Conference-USA, Sun Belt and Atlantic Sun conferences on the Division I level. He has recruited or coached six NBA players in his career, including three first-round draft choices. Among Laing's most notable students is Detroit Pistons head coach Michael Curry, whom Laing mentored during his stint at Georgia Southern.

Laing's primary role while at Kansas State was serving as the Wildcats' recruiting coordinator. He was instrumental in helping K-State land back-to-back top 25 recruiting classes rated by Hoop Scoop magazine. The Wildcats' 2001 class was ranked number-25 by the publication, with the 2002 class rated number-11.

In addition, he has recruited or coached six NBA players in his career, including three first-round draft choices.

At Campbell, Laing has implemented an up-tempo offensive scheme that is built upon strong rebounding and tough defense. The foundation of a team that intends to hit the glass with purpose and play an up-tempo style is defensive effort, according to Coach Laing.

"Fast break opportunities are created off defense," he said. "The groundwork of our program is great defense and superb rebounding effort, both of which lead to getting the ball up-and-down the court like we like to do."

Before spending the 1999-2000 season as an assistant coach at Southern Mississippi, Laing served the previous three years (1996-99) as head coach at Jones Junior College in Ellisville, Miss.

Prior to taking the head coaching position at Jones Junior College in 1996, Laing was an assistant coach under Cliff Ellis at Auburn, where he also directed recruiting efforts. While at Auburn, the resurgent Tiger program made a pair of NIT berths. Laing also served under Ellis for one season at Clemson, helping guide the Tigers to 18 victories in 1993-94.

At Campbell, Laing returned to the Atlantic Sun (formerly the Trans America Athletic) Conference where he spent two stints as an assistant at Georgia Southern. In his final six-year stretch at the Statesboro, Ga., school (1989-93), Laing signed 15 players who went on to earn all-conference honors. The highlight came during the 1991-92 season, when all five starters were named to the All-Trans America Athletic Conference team.

During the 1986-87 season at Western Kentucky, he helped lead the Hilltoppers to a 29-9 record and a Sun Belt Conference championship. At WKU, he worked with the Hilltoppers' post players, three of whom were later selected in the NBA draft.

In all, Laing was with the Georgia Southern program for eight years, including three campaigns that saw the Eagles advance to postseason play. Georgia Southern won 70 percent of its games during his tenure with the program, posting a 161-70 overall record. The Eagles were ranked 30th among Division I schools in winning percentage from 1984 to 1993 before the school joined the Southern Conference.

A 1982 graduate of Troy State University, Laing embarked on his collegiate coaching career at his alma mater for two years, before moving on to Georgia



Southern in 1984.

A standout athlete at Lakeside High School in Eufaula, Ala., Laing played football at Vanderbilt for one year before transferring to Troy State. He earned his B.S. in biology and physical education in 1982 and won two letters on the basketball team. He served as team captain during his senior year. Laing completed his M.Ed. in physical education at Georgia Southern in 1993.

Laing began his coaching career in 1981 at South Montgomery (Ala.) County Academy, where he guided his 1981-82 squad to a 14-11 record and earned district Coach of the Year honors.

He and his wife, the former Dana Riales, are parents of five children, including three sons, Earl Duncan (20), Christian (19) and Nathan (16), and two daughters, Ansley Rae (13) and Madison (12).

"I owe a great deal of gratitude to my family for over the years being such a big part of my success. They've always been there and been willing to entertain on the weekends. They understand how to recruit. They understand what type of commitment is necessary to have a successful Division I program. I really appreciate my wife, Dana, and children. They really jump in with both feet and make it a family story," said Coach Laing.

In addition to heading up the Fighting Camel men's basketball program, Laing serves as director of the Campbell Basketball School. Founded in 1956 by Campbell head coach Fred McCall and Wake Forest head coach "Bones" McKinney, the Campbell Basketball School is the nation's oldest summer basketball camp in continuous operation.

Robbie Laing's Division I Head Coaching Record

Year	School	Won	Lost	Pct.	Notes
2003-04	Campbell	3	24	.111	First career coaching win came vs. Jacksonville
2004-05	Campbell	2	25	.074	
2005-06	Campbell	10	18	.357	A-Sun Quarterfinals; Ranked 2nd nationally in scoring
2006-07	Campbell	14	17	.452	A-Sun Semifinals; Set or tied 25 school records
2007-08	Campbell	10	20	.333	A-Sun Quarterfinals
2008-09	Campbell	14	16	.467	A-Sun Quarterfinals; Most improved team in A-Sun
Six-Year Totals		53	120	.306	



Charles
BAKER
Assistant Coach / Eastern Kentucky (1990)
First Year at Campbell

Charles Baker, who brings two decades of coaching experience to the job, is in his first year as an assistant coach at Campbell University after working the last two seasons at the University of Colorado.

Baker's Big-12 Conference experience also includes six years at Kansas State (2000-06), where he served on the same staff as Coach Laing before he was hired by Campbell in April 2003.

"I'm really pleased to have Charles on our staff here at Campbell," said Laing, who is entering his seventh year in charge of the Fighting Camels. "Not only does Charles bring a wealth of experience at the highest level of college basketball to our team, he is a close friend who knows how I want to run our program. Having Charles join our staff with Brian Burg and Michael Slonaker gives me a great comfort level. I'm more at ease with our entire staff and its capabilities than at any other time during my tenure at Campbell."

During his two years at Colorado, Baker helped develop a unit that posted its best free throw percentage (in 2008-09) ever since the Big-12 was formed and one that averaged the fewest turnovers per game (2007-08) during the same span.

"Charles has a great gift in bench coaching," said Laing. "His natural instincts in game situations and substitutions are a great addition to our staff in addition to his excellent talent for recruiting top talent from around the country."

Baker, 43, joined the Colorado staff after spending the 2006-07 season at Louisiana Tech where he was also an assistant from 1998-2000. While at Louisiana Tech, Baker helped guide the Bulldogs to the 1999 Sun Belt title.

He spent six seasons from 2000-2006 with the Kansas State University program under former head coach Jim Wooldridge, three campaigns while sharing the bench with Laing.

"I am thrilled to be part of a program that is on its way up and clearly has a chance to compete year-in and year-out at the highest level in our conference," said Baker, a native of North Little Rock, Ark. "The opportunity to work with Coach Laing, who is a man I know and trust, a good person, and who wants to win, is a chance I could not pass up. I'm excited to get started."

During his tenure at K-State, Baker helped assemble three Top-25 recruiting classes during his last five seasons, including the nation's best class in 2002-03 according to Hoop Scoop magazine. Baker has helped recruit three consensus Top-100 players to Kansas State his last three years, including former Parade All-American Cartier Martin (second team All-Big 12 in back-to-back seasons and the Big 12's inaugural Sixth Man of the Year in 2006-07).

He also played a major role in recruiting Jeremiah Massey, who was an All-Big 12 second team selection by both the coaches and media in 2004-05, after earning Big 12 Newcomer of the Year honor from The Associated Press and Dallas Morning News as a junior.

Baker was originally hired at Louisiana Tech by Jim Wooldridge in 1998 before Wooldridge left to coach the Chicago Bulls. He stayed on to serve under coach Keith Richard for the next two years, helping tutor the Bulldog post players and leading the program's recruiting efforts.

During his two-season stint, Baker helped guide the Bulldogs to their first Sun Belt Conference regular-season championship since 1991-92. Overall, Baker helped Louisiana Tech post a 40-17 (.702) record from 1998-2000, including a 23-9 mark in Sun Belt Conference play.

Before Baker's tenure at Louisiana Tech, he coached at Shorter (Ark.) Junior College for five seasons – turning a 1-29 team into a consistent winner. At Shorter, he led his teams to four consecutive Arkansas State Junior College championships, four straight 20-win seasons and a 121-31 (.796) record.

Baker started his coaching career in 1990 as an assistant coach at Middle Tennessee State in Murfreesboro, Tenn. During his short time at MTSU, he helped guide the Blue Raiders to a 21-9 overall record.

Born May 27, 1966 in North Little Rock, Ark., Baker is a 1990 graduate of Eastern Kentucky, where he lettered for the Colonels and earned a bachelor's in physical education. He was also named Arkansas junior college player of the year in 1986 at Westark Junior College. He has a son, Rojae (23).

Baker's Details

Full Name

Charles Edward Baker

Birthdate

May 27, 1966

Birthplace

North Little Rock, Arkansas

College

Eastern Kentucky University BS 1990

Degree

Physical Education

High School

North Little Rock Ole Main

Player Background

Arkansas JUCO Player of the Year (1986)

Eastern Kentucky

Off the Court

Watching professional golf on TV, meeting new people, talking with friends

Coaching History

2009-Present

Assistant Coach

Campbell

2007-2009

Assistant Coach

Colorado

2006-2007

Assistant Coach

Louisiana Tech

2000-2006

Assistant Coach

Kansas State

1998-2000

Assistant Coach

Louisiana Tech

1993-1998

Head Coach

Shorter (Ark.) Junior College

1991-1992

Assistant Coach

Coppin State University

1990-1991

Assistant Coach

Middle Tennessee State



Brian
BURG
Assistant Coach / Mount Mercy (2003)
First Year at Campbell

Former Middle Tennessee State assistant Brian Burg is in his first year as an assistant coach at Campbell University.

"I'm very happy to have Brian Burg as a part of our staff," said Robbie Laing, who is in his seventh year as head coach at Campbell. "He has a great coaching background, coming from MTSU with Coach Kermit Davis and competing in the Sun Belt Conference. Brian is very competent in all phases of basketball operations. He will also give our recruiting base a national scope with his ties not only to the Southeast, but to the Southwest and Midwest."

A native of Houston, Texas, the 29-year-old Burg joined the Fighting Camel program after spending two seasons as Director of Basketball Operations at Middle Tennessee State University. He assists in all phases of the Fighting Camel program, including on-court coaching, recruiting, summer camps and daily operations.

I'm extremely excited and fortunate to have the opportunity to work for such a highly-regarded coach in Coach Laing, said Burg. "It's great to be a part of the Buies Creek community and the Campbell program, and hopefully help bring an Atlantic Sun Conference championship here."

At Middle Tennessee Burg was primarily responsible for overseeing the academic progress of Blue Raider players, video editing and MTSU basketball's extensive community service opportunities, as well as the various tasks regarding the day-to-day operation of the basketball program.

Burg was instrumental in assisting with overall facility improvements in the Lynn Davis Squad Room and the newly-renovated Blue Raider practice facility. He also helped oversee academic progress and the Blue Raiders enjoyed their highest collective team grade-point-average in 20 years.

Prior Middle Tennessee, Burg served as an assistant coach the previous three seasons. He helped restart the program at Western Texas College (2006-07). Burg assisted in recruiting 16 players in his first season, and four of those were among the top 400-rated players in the nation, according to HoopScoop.

His duties at Western Texas College included on-the-floor coaching, recruiting coordinator, travel scheduling, equipment order, video breakdown, strength and conditioning, scouting, and video editing.

Burg served as an assistant coach at Garden City Community College in 2005-06, where he assisted in recruiting five of the top 250-rated players in the nation according to HoopScoop. Garden City was rated No. 5 in the preseason by Street & Smith. He coached a Jayhawk West MVP during his time at Garden City.

Prior to his stint at Garden City, Burg spent two seasons as assistant coach at Lake Erie College from 2003-05. At Lake Erie, Burg helped lead the team to the most wins in school history in 2004-05.

Burg played two seasons at Cisco Junior College, serving as captain of the nationally-ranked Wranglers under Coach Ronnie Hearne. He also played two seasons for Coach Paul Gavin at Mount Mercy College, where the Mustangs earned a national ranking at the NAIA level.

He was selected as team captain at each level of play in basketball. Burg, who is single, earned his master's degree in education from Lake Erie in 2005, after completing his bachelor's at Mount Mercy in 2003, and his associate degree in 2000 at Cisco.

Burg's Details

Full Name

Brian Adam Burg

Birthdate

February 4, 1980

Birthplace

Houston, Texas

College

Cisco Junior College AA 2000

Mount Mercy College 2003

Lake Erie College 2005

Degree

Double Major-Secondary Education and History

High School

Cypress Falls High School

Player Background

Played at Cisco Junior College (NJCAA) and

Mount Mercy College (NAIA)

Off the Court

Spend time with family and friends, travel, anything pertaining to basketball

Coaching History

2009-Present

Assistant Coach Campbell

2007-2009

Director of Basketball Operations

Middle Tennessee State

2006-2007

Assistant Coach

Western Texas College

2005-2006

Assistant Coach

Garden City Community College

2003-2005

Assistant Coach

Lake Erie College



Michael
SLONAKER
Assistant Coach / Mercer (2007)
Second Year at Campbell

Former Atlantic Sun Conference player Michael Slonaker is in his second year as an assistant coach with the Fighting Camel program.

In his first year with the program, Slonaker helped turn the Camels into the most-improved team in the A-Sun. Despite competing with the 10th least-experienced roster among 343 NCAA Division I programs, Campbell enjoyed its most successful men's basketball season in more than a dozen years in 2008-09.

The Fighting Camels (14-16, 11-9) tied a school record for most Atlantic Sun Conference regular season victories, matching the 11 wins collected by the 1996 club, and recorded the program's first winning record in league play since the 2000 squad finished 10-8.

Campbell set or tied 14 school team and individual records in '08-09, including largest margin of victory against a Division I opponent, Atlantic Sun foe and road game win in a 87-44 decision Jan. 31 at Kennesaw State.

"We're really pleased to have Michael Slonaker on our staff," said head coach Robbie Laing, who is in his seventh year at Campbell. "Michael is very familiar with our league, having played for his father Mark at Mercer. He's very enthusiastic and has a great gift for dealing with young people. Having lived in a coach's household growing up, he'll have very little adjustment in his chosen career."

A 2007 Mercer graduate, Slonaker served as assistant coach in 2007-08 at Shorter College, which posted the second-highest wins total (19) in school history, while having the most improved record (13 more wins) in the NAIA ranks.

During Slonaker's year at Shorter, he helped guide a team that earned a national ranking for the first time in school history, was rated seventh in the nation in defensive field goal percentage, and compiled the fifth-highest team grade-point average in the NAIA. In addition, he coached two all-conference players and an NAIA All-American.

"I have always had the utmost respect for Coach Laing and his program. I am honored to be a part of it," said Slonaker. "I have always appreciated the job Coach Laing's assistants have done and look forward to working with them and continuing to learn from them. I have always heard about the wonderful people in the Buies Creek area and after a short time here, they have definitely lived up to their reputation as a wonderful community in a great family atmosphere."

Slonaker played five years in the Mercer program, including one red-shirt season. He earned an Atlantic Sun Conference regular season championship ring as a freshman (2002-03) and served as a team captain during his senior campaign (2006-07) when he shot 40 percent from 3-point range. He was also an Atlantic Sun All-Academic Team performer.

He earned his Bachelor of Arts degree in political science with secondary schools teaching certification. He is engaged to Heather Kilgore of Armuchee, Ga.

"Michael gives us something we need -- high-energy on the coaching staff," said Laing. "Michael's forte is directing camps, so that will help our staff as well -- not just in the season -- but in the summers as well."

Slonaker's Details

Full Name

Michael William Slonaker

Birthdate

April 8, 1984

Birthplace

Atlanta, GA

College

Mercer (2007)

Degree

Political Science

High School

Mount de Sales Academy (Macon, Ga.)

Player Background

Played five years (one red-shirt) at Mercer

Off the Court

Spending time with his two dogs, sports, traveling to see family

Coaching History

2008-present

Assistant Coach,
Campbell

2007-08

Assistant Coach,
Shorter

Athletic Training

CU's Athletic Training staff offers all Fighting Camel student-athletes the best available medical care for athletic injuries. They design and implement programs to prevent, manage and treat athletic injuries. They also supervise injury rehabilitation programs that are designed to return the athlete to athletic activity as quickly and safely as possible.

The athletic training services program is directed by head athletic trainer Quinton Sawyer, three assistant athletic trainers and four interns/graduate assistants.

In addition, the staff also provides the education to a number of students majoring in athletic training. These students are enrolled in a challenging academic major that not only requires that they make the grade in the classroom but also must excel in real-life situations.

The education program is directed by Catherine Simonson. The Athletic Training staff also works closely with Dr. Chris Stewart, M.D., and Mr. Jerry Brenneman, P.A., of Campbell University Student Health Services and team physicians, Dr. Bill Hage of Triangle Orthopedics in Raleigh and Dr. Michael Hart of Cary Family Practice and Sports Medicine in Cary to provide quality physician services to student-athletes. Other allied health care needs available within the athletic training services program include optometry, dentistry, chiropractic and sports massage.



Quinton Sawyer / Head Athletic Trainer

After spending three years at Southeastern Louisiana with the Lions' men's basketball and volleyball squads, Quinton Sawyer was named Head Athletic Trainer at Campbell University on June 1, 2009.

"I am very excited to be at Campbell," said Sawyer. "This is a great athletic training program; one I think can be one of the best in the state of North Carolina and in the Atlantic Sun conference."

Prior to joining the Southeastern staff, Sawyer spent two seasons as a graduate assistant at North Carolina working with the Tar Heel men's junior varsity basketball team along with the UNC swimming and diving teams. He coordinated and performed pre-season screenings, administered treatment, designed rehab protocol and had direct interaction with coaches, physicians, parents and student-athletes concerning athletic training duties.

"We are very happy with Quinton's addition to our staff as Head Athletic Trainer," said CU Director of Athletics Stan Williamson. "Quinton is a North Carolina native who brings a wealth of education and practical application experiences to the Campbell Athletics Department. We look forward to Quinton's leadership in the area of athletic training."

Sawyer was also a game day assistant athletic trainer with the Tar Heel varsity men's basketball team, where he was a part of the 2005 NCAA National



Championship run. A 2004 graduate of UNC, Sawyer spent two summers as an intern with the Denver Broncos. With the Broncos, the Camden, N.C. native worked as a certified intern athletic trainer for the organization's training camp, also traveling with the team for all preseason games.

As a student at UNC, Sawyer worked with football, wrestling, and indoor track. Sawyer earned a Master's degree in Exercise and Sport Science from UNC in 2006.

During the summers of 2004-07, he was a research assistant with JUMP-ACL (Joint Undertaking to Monitor and Prevent ACL Injury), a collaborative multi-site prospective cohort study of neuromuscular risk factors for Anterior Cruciate Ligament (ACL) injuries. The study is projected to enroll over 5,000 subjects and is based in the U.S. Military, Naval and Air Force academies.

Sawyer has also received several honors throughout his career, presenting his master's thesis at the National Athletic Trainers' Association symposium, while also presenting at Boston University's inaugural symposium for the Boston Marathon.

Other ventures for Sawyer include time spent with Carolina's summer camps, Meredith College and Cary Academy, as well as teaching assignments at Southeastern Louisiana and UNC.

Strength and Conditioning

The Campbell University strength and conditioning facilities are located at the John W. Pope Jr. Convocation Center and the Willard B. Harris Training Center.

Although specific strength and conditioning programs are designed for each sport, the basic goal is the same – to help athletes increase their full potential in all areas of fitness: strength, speed, flexibility and stamina.

Workouts are supervised by Andrew Carter, who is in his second year as head strength and conditioning coach. To assist in the student-athlete's routines, the improved facilities are stocked with a wide array of free weights, stationary plate-loaded machines and a number of aerobic machines.

Members of each of CU's 20 varsity teams meet on a weekly basis, with some teams training and preparing for competition several times a week. Campbell's strength and conditioning program has an ultimate goal of achieving the maximum potential, in order to better prepare student-athletes in competition.



Andrew Carter / Head Strength and Conditioning Coach

Andrew Carter is in his second season as the head strength and conditioning coach at Campbell University, where he works closely with all 20 athletic programs. He joined the Fighting Camel program after spending three years as the head strength and conditioning coach at St. Stephen's & St. Agnes School in Alexandria, Va.



In addition to his strength and conditioning duties at St. Stephen's & St. Agnes, Carter also worked as a physical education teacher and the physical education department coordinator with additional duties as the assistant boy's lacrosse coach for three years.

Carter also brings experience as the head strength and conditioning coach for the U.S. Women's National Lacrosse Team (2006-08), the assistant strength and conditioning coach at the University of Delaware (2003-05), volunteer assistant strength coach at Notre Dame (2004) and the head strength and conditioning coach for the Cecil Community College's basketball team (2004-05).

Also included in Carter's extensive background is teaching and research work as an adjunct professor at Marymount University (2007), a research assistant at the University of Delaware (2003-05) and a research associate of the Miami Project to Cure Paralysis (2002-03).


A 2002 graduate of Salisbury (Md.) University with a bachelor's degree in physical education with emphasis in exercise science, Carter also earned his master's in exercise science from Delaware in 2005.

Carter, a former three-year football letter winner at Salisbury, is a Certified Strength and Conditioning Specialist (CSCS) through the National Strength and Conditioning Association (NSCA) and is USA Weightlifting Club Coach Certified. He also has authored numerous articles for exercise science publications over the last six years.

Support Staff



Cathy McLamb
Administrative Assistant



Seth Womble
Head Manager

Student-Athlete Support

The Campbell Athletics Department is committed to academic excellence and to promoting student-athlete welfare through the broad-based Student-Athlete Support Program. Under the guidance of Malinda Ashcraft, Associate A.D. for Academic Services, plus a full-time assistant and graduate assistant, programs are available that provide opportunities for student-athletes to grow academically, socially, spiritually, emotionally and physically.

The Student-Athlete Support Program was created to assist student-athletes with a number of issues ranging from the development of personal responsibility and educational goals to addressing personal and social problems that are unique to the Division I student-athlete.

Some of the services offered through the Student-Athlete Support Program are the Individual Study Plan program, tutorial sessions, study halls, one-on-one academic advising, Student-Athlete Advisory Committee, NCAA Life Skills and other academic support services.

The Academic Support Center is the focal point of the program. The center is open seven days a week with flexible hours designed to accommodate the busy schedule of a student-athlete. The center has been designed to serve as an optimal learning environment, while providing the student-athlete with all the tools necessary to achieve academic success.



The center is equipped with several computer work stations, individual study carrels, and areas for monitored group study and tutorial work. Tutorial sessions of different subject areas are provided several times a week for the student-athletes. The center provides the student-athlete with a convenient place to study, either individually or in a group setting, where his or her progress can be supervised.

The Student-Athlete Advisory Committee is comprised of members of the 20 varsity sport programs at Campbell who are nominated by their head coaches. The group was organized to facilitate communication and involvement between student-athletes and administrators and to better integrate athletes into the general student body.

As a branch of the SAAC, the Camels CARE Team is comprised of student-advisory members, whose mission is to develop ways to increase university representation in community service activities. Proposed committee activities include: Special Olympics, "Adopt-a-Grandparent," tutoring services for local grade schools, the Big Brother/Big Sister organization, and a speaker's bureau.

To these young adults, athletics becomes more than an end in itself, but rather a means by which they may fully develop their character, and in the process, make a positive impact on the world around them.



Malinda Ashcraft / Associate A.D. of Academic Services / SWA

Malinda Ashcraft has been a member of Campbell's Compliance and Academic Services staff since January, 2008, and she brings two decades of administrative and coaching experience to her position. She is responsible for overseeing the University's student-athlete academic services, including the CHAMPS/Lifeskills program.

As Senior Woman Administrator, Ashcraft represents the Campbell University athletic department in all Atlantic Sun Conference and NCAA matters regarding women's sports as designated by the NCAA. In addition, she serves as the University's Title IX Officer.

Ashcraft spent five seasons (2003-2007) as head volleyball coach at Campbell and nine years (1990-98) in the same position at Samford University, where she left as the winningest coach in school volleyball history.

In addition to her volleyball responsibilities, Ashcraft also served as Samford's Senior Women's Administrator for the athletics department where she assisted with NCAA compliance issues and oversaw selected women's sports programs and personnel.

Under Ashcraft's guidance Campbell volleyball players were named to



the Atlantic Sun Academic All-Conference team 34 times, including a program record 10 student-athletes in 2005. Femi Alabi was also named to the Academic All-District 3 team in 2006 by the College Sports Information Directors of America.

Prior to joining the Campbell athletics staff in July 2003, Ashcraft spent three years as Sport Team Director of Volleyball with Athletes In Action (AIA), coaching traveling volleyball teams and overseeing the daily volleyball operations of the Christian sports ministry, which is affiliated with Campus Crusade for Christ. With AIA, Ashcraft has traveled to Southeast Asia, Thailand, Guatemala, Ethiopia, Kenya and Nigeria.

A 1987 graduate of Troy State with a B.S. in health, recreation and athletics, Ashcraft played for two seasons before moving into the coaching ranks as a student assistant. She went on to Mississippi State where she served as graduate assistant coach from 1987-89 and earned her M.A. in education/exercise physiology.

Director of Athletics Stan Williamson

Now in his 10th year as Director of Athletics at Campbell University, Stan Williamson oversees a department that has flourished under his leadership.

During Williamson's tenure, Campbell athletes have enjoyed success in competition, as well as in the classroom, and have contributed to their surrounding community through service projects.

Over the past three years, Campbell athletes have advanced to NCAA post-season competition in cross country, men's and women's golf, men's soccer, softball and men's and women's track and field. During the 2005-06 academic year, Campbell University finished with the best combined men's and women's overall sports program in the Atlantic Sun Conference. In 2007-08, Campbell posted the second-best finish among A-Sun men's programs.

The 1985 Louisiana Tech graduate oversees the 20-sport Fighting Camel program, which competes in the NCAA Division I Atlantic Sun Conference. In Williamson's tenure, Campbell has added four varsity programs to its roster – men's and women's indoor track, women's swimming and football.

Over the last five academic years, Campbell student-athletes have compiled their highest cumulative grade-point averages in the department's history. During 2007-08, Campbell student-athletes were honored 158 times on all-academic teams by the Atlantic Sun Conference, Colonial Athletic Association and Coastal Collegiate Swimming Association. In 2008-09 Campbell athletes added 154 academic honors between the A-Sun, CCSA and Pioneer Football League.

Over the past nine years, student-athlete and staff involvement in service to the community has increased 200 percent. CU yearly athletic community service hours routinely exceed the 2,000-hour level in Williamson's tenure.

In Williamson's first nine years in Buies Creek, the University's athletic department has established new all-time highs in its fund-raising efforts. He oversaw a capital campaign that raised funds for the construction of the McLeod Athletic Training Facility, which opened in August 2004 and serves the athletic training program as well as the men's and women's soccer and softball teams at the Eakes Athletic Complex.

Williamson was also heavily involved in Campbell's efforts to raise funds for the John W. Pope Jr. Convocation Center and Gilbert Craig Gore Arena serves as home court for the Fighting Camel basketball volleyball and wrestling teams. In addition, he oversaw the feasibility study and return in 2008 of the varsity football program. He also is involved in the ongoing push to complete funding for the University's new football stadium as well as its track and field complex.

Under his guidance, Campbell completed a study which the Board of Trustees unanimously approved to re-join the Big South Conference in 2011-12.

"Our challenge is to promote the program in a way that gives Campbell an improved image regionally and nationally," said Williamson. "A great deal of my time is spent in 'friend-raising.' Obviously, external funds are needed to support the program, but we want more people to be involved."

Williamson's "friend-raising" efforts have been evident as he has established the highly-successful annual Homecoming Golf Tournament as well as the department's annual reverse drawing banquet. Under his guidance, Campbell has established a Monogram Club for current and former letter winners, as well as a recent graduate membership designation for the Fighting Camel (Booster) Club.

At Campbell, he serves on the University's NCAA Certification Committee, Faculty Athletics Committee, as well as the Multi-Cultural Council.

During his first year at Campbell, Williamson also directed the Fighting Camel program through the NCAA Certification second cycle process.



In addition to his duties on campus where he oversees a department that field 20 NCAA Division I teams, Director of Athletics Williamson serves



a key role within the NCAA, Atlantic Sun Conference and Pioneer Football League structure.

Williamson serves as a member of four NCAA councils or committees and two Atlantic Sun Conference committees. On the national scale, Williamson represents the Atlantic Sun Conference on the NCAA Legislative Council, which reports to the Division I Board of Directors on a number of issues that include minority opportunities and interests, sportsmanship and ethical conduct, women's athletics, legislative review and interpretations and athletics certification among others.

Williamson represents the Pioneer Football League on the Division I Football Championship Subdivision Governance Committee.

He is a member of the Committee on Women's Athletics, which studies and makes policy recommendations concerning opportunities for women in athletics at the institutional, conference and national levels and seeks to expand and promote opportunities for female student-athletes, administrators and coaches.

As a member of the NCAA Amateurism Fact-Finding Committee, Williamson is engaged making a determination of facts related to the certification of a prospective student-athlete's amateur status on request of an institution. He is also trained as a certified NCAA peer reviewer.

Williamson is the chair of the Atlantic Sun Conference Membership Committee, which bears primary responsibility for issues pertaining to new and continued membership in the league. He also sits on the Student-Athlete Welfare Committee, which reviews current and proposed conference sports and administrative policies to ensure that the policies protect and enhance the physical and educational welfare of student-athletes.

Since Williamson's arrival, Campbell has served as host of eight Atlantic Sun Conference Championships, including the 2004 men's and women's golf tournaments at Keith Hills Country Club, the '04 Women's Soccer Championship at the Eakes Athletic Complex, and the 2005 Cross Country Championships. Campbell also hosted the Atlantic Sun Women's Golf Championship in 2007, the 2008 and 2009 men's soccer tournament and 2009 men's golf championship.

Williamson assumed his position as Director of Athletics at Campbell on Aug. 31, 2000. He joined the Fighting Camel program after serving as Director of Athletics at Nicholls State University in Louisiana from December 1998-2000.

During his tenure at Nicholls State, Williamson guided the Colonels program through the NCAA Certification process. In addition, NSU improved its equity in athletics standing and obtained status as an NCAA CHAMPS/Life Skills program.

Under Williamson's guidance, Nicholls State saw its marketing revenue increase dramatically. He also organized the effort to successfully negotiate an agreement to host the New Orleans Saints NFL preseason training camp at Nicholls State, which brought over \$1.2 million in capital improvements for facilities to the University, as well as a \$3-4 million annual community economic impact.

Prior to his stint at Nicholls State, Williamson worked for more than four years as Assistant Athletics Director for Ticketing and Marketing at the University of Houston. During his tenure at Houston, the Cougar football program moved back on campus into a renovated game facility. The basketball arena underwent extensive renovations and the baseball team moved into a new facility.

Before moving to Houston, the Ruston, La., native was a member of the Georgia Southern University athletics staff for six years, first as assistant then as associate athletics director responsible for all of the department's business operations. While Williamson was at Georgia Southern, the school played host to three NCAA Division I-AA football national championship games.

Williamson's athletics administration career began as an assistant high school basketball coach and junior high head coach from 1982-85 at Cedar Creek High School in Ruston, La. He earned his M.B.A. from Louisiana Tech in 1986. As an undergraduate, Williamson played one season on the varsity basketball squad.

He is a member of the National Association of Collegiate Directors of Athletics, the National Association of Athletic Development Directors and the College Athletic Business Managers Association. Locally, Williamson has served as President (2001-04) of the Harnett County Sports Club and on the Buies Creek Recreation Board of Directors.

An ordained Southern Baptist deacon, he is a member of Pleasant Union Christian Church, where he serves as a Sunday School teacher and deacon. Williamson is married to the former Debbie Primeaux, who played on two Lady Techster national championship teams in 1981 and 1982, and currently teaches at North Carolina State University and serves as the NCAA Women's Basketball Secretary-Rules Editor. The Williamsons have one daughter – Courtney – and two sons – Mark and Nathan.

University President Dr. Jerry M. Wallace



Elected President of the University by the Board of Trustees in May 2003, Dr. Jerry M. Wallace is leading the University in its quest to fully implement the Campus Master Plan.

Under Dr. Wallace's guidance, the Campbell University campus has undergone a remarkable transition over the past six years. The McLeod Athletic Training facility opened in August 2004 to house the University's athletic training program as well as locker room and office space for the soccer and softball teams. The complete renovation of D. Rich Memorial Hall was completed in August 2004.

A new \$15 million residence hall with 302 beds was constructed and opened for the fall semester of 2005.

University food services have also been overhauled with the addition of Starbucks Coffee, Chick-fil-A, Quizno's and more. Barnes and Noble assumed management of the University bookstore. Both Shouse and Marshbanks Dining Halls have undergone complete renovations.

The return of football as a varsity sport was announced in April 2006 and the Fighting Camels began competing in the Pioneer Football League in 2008. On Aug. 30, 2008, Campbell hosted its first intercollegiate football game in nearly 58 years as Barker-Lane Stadium was packed with a greater-than-capacity crowd.

On Sept. 1, 2006, Dr. Wallace oversaw groundbreaking ceremonies for the 30 million dollar John W. Pope Jr. Convocation Center and Gilbert Craig Gore Arena. During the 2008-09 academic year, the Campbell basketball, volleyball and wrestling teams played their inaugural seasons in the building, setting all-time attendance records in the process.

Maddox Hall, a 42,000 square-foot Pharmacy teaching facility was completed in September 2007. The state-of-the-art teaching and research center is located between the Campbell Hall of Science and Carter Gym.

The center of campus has been transformed with the addition of Fellowship Common, a pedestrian and gathering space that extends from T.T. Lanier Street to Main Street.

Other projects under construction are renovations to the second floor laboratories and classrooms in the Hall of Science and the third floor of Sauls Dormitory. Another dormitory, Small Hall, is also getting new carpet and paint, as well as all lounges on the south end of Burkot and McCall dormitories. The labs and classrooms in the science building are being updated with new lighting fixtures, floors, cabinetry and ceilings.

The Divinity School's 450-seat Butler Chapel was completed in the



Dr. Wallace crowns the 2009 Homecoming Queen and King.



From left: A.D. Stan Williamson, Dr. Wallace, Big South Conference Commissioner Kyle Kallander and CU Board of Trustees chairman Bob Barker at the May 2009 announcement of Campbell's decision to re-join the Big South in 2011-12.

summer of 2009. Campbell also continues to work with architects and engineers to determine the feasible occupancies for its original building, historic Kivett Hall.

Renovations at the new site of Campbell's Norman Adrian Wiggins School of Law in Raleigh were completed in the fall of 2009.

A native of Rockingham, North Carolina, Dr. Wallace attended East Carolina University where he received a B.A. degree in English and Government.

He went on to receive Bachelor of Divinity and Master of Theology degrees from Southeastern Baptist Theological Seminary, and then added a Masters and Doctorate degrees in Sociology from North Carolina State University.

Dr. Wallace first joined the Campbell faculty in 1970 as an adjunct Professor of Sociology. He began full-time employment at the University in 1975 as Chairman of the Department of Religion and Philosophy and Tyner Professor of Religion.

He was appointed Dean of the College and Director of Graduate Studies in 1981, and in 1984 accepted the position of vice president of Academic Affairs and provost, a position he held until June 2001. During the past two years he has served as special assistant to the president, and as the James R. Coates Professor of Religion and Society in the Campbell University Divinity School.

According to current vice president of Academic Affairs and provost, Dr. M. Dwaine Greene, the choice of Dr. Wallace is a tremendous selection. "He not only brings proven experience to the position, but he has both a comprehensive and a balanced understanding of Campbell's various operations. He carries the banner of Campbell's sterling tradition, while being a progressive and innovative administrator who no doubt will be an effective President."

The range of Dr. Wallace's contributions is also visible throughout North Carolina Baptist circles. He is widely acknowledged as one of the leading Baptist figures in central and eastern North Carolina. For 15 years, beginning in 1960, he pastored the Elizabethtown Baptist Church. During his years at Campbell he has held over a dozen interim pastorates and spoken in scores of North Carolina churches. He has also been widely active at the state convention level.

Dr. Wallace is married to Betty Blanchard Wallace, a 1972 graduate of Campbell. Dr. and Mrs. Wallace are the parents of three children: Betty Lynne Johnson, Jerry McLain Wallace, Jr., and Lydia Kelly McLamb. The Wallace's have five grandchildren.

2008-09 Fighting Camel Review

- Despite competing with the 10th least-experienced roster among 343 NCAA Division I programs, Campbell University enjoyed its most successful men's basketball season in more than a dozen years. The Fighting Camels (14-16, 11-9) tied a school record for most Atlantic Sun Conference regular season victories, matching the 11 wins collected by the 1996 club, and recorded the program's first winning record in league play since the 2000 squad finished 10-8.

- Under the direction of sixth-year head coach Robbie Laing, CU also posted its most regular season wins (14) since 1996 (16) and secured its highest seed in the league tourney (fifth) since that '96 squad was seeded number two.

- Campbell had the most-improved league record among A-Sun members. CU's 11 conference wins in 2008-09 were six more than last year's club managed.

- The Camels closed the regular season on a four-game win streak that included victories at regular-season champion Jacksonville (89-83 on Feb. 16) and against regular season runner-up (and eventual tournament champ) East Tennessee State (68-62 on Feb. 23). Campbell's triumph was its first over the Bucs since ETSU joined the league in 2005-06.

- Campbell's 4-game win streak was the program's longest since CU won 5-straight games in January 2000.

- Coach Laing's Camels set or tied 14 school team and individual records in '08-09, including largest margin of victory against a Division I opponent, Atlantic Sun foe and road game win in a 87-44 decision Jan. 31 at Kennesaw State.

- The Camels won more games in the last four seasons (48) than the program amassed in any 4-year span since 1996-99.

- The Camels compiled winning records in back-to-back months for the first time in the Coach Robbie Laing era. A 6-4 record in January followed by a 5-3 mark in February stands as the team's best in consecutive months since January (6-4) and February (4-3) 2000.

- Campbell secured a double-digit victory total with its Feb. 2 win at Mercer, marking the fourth-straight year under Coach Robbie Laing that the Camels have recorded double-figure triumphs. The last time Campbell had four-straight seasons with at least 10 wins was 1987-90.

- Campbell finished its A-Sun road schedule with a 4-6 mark, doubling the number of league wins away from home from 2007-08, when the Camels went 2-6 in the league.

- With wins Jan. 31 at Kennesaw State (87-44) and Feb. 2 at Mercer (92-73), CU secured its first 2-game A-Sun road trip sweep since Feb. 22-24, 2001 at Florida Atlantic and Central Florida.

- By winning 6 of 10 games in January, the Camels secured their first winning record over a month since Nov. 2006 (3-2). The feat also marked the Camels' first winning January record since the 2000 club went 6-4.

- Prior to its 3-game winning stretch in January, the last time the Camels won 3-straight A-Sun games was Feb. 17-24, 2001 when CU defeated Jacksonville at home, then both Florida Atlantic and Central Florida on the road to close out the regular season. CU also won 3-straight league contests, Jan. 28-Feb. 2. Prior to its February stretch, CU's last 4-game A-Sun win streak was Jan. 4-13, 2000 against Georgia State, Stetson, Jacksonville and Florida Atlantic.

- Campbell set a new school record for home attendance in its first season in the John W. Pope Jr. Convocation Center / Gilbert Craig Gore Arena. Campbell averaged an all-time high 1619 spectators, 5th-best in the Atlantic Sun Conference.

- CU drew more than 2000 fans to home games on four occasions in 2008-09, including the largest crowd to ever witness at Campbell basketball contest in Buies Creek (2563) for the regular season opener Nov. 15 against Chowan.



CU opened the Pope Center/Gore Arena on Nov. 15, 2008.

- Guard **Lorne Merthie** was named the Atlantic Sun Conference Freshman of the Year. The Sanford, Fla., native and Winter Springs High School grad was the only unanimous selection on the all-freshman team. The lone freshman in the A-Sun this year to start each of his team's games. Merthie ranked 3rd among A-Sun leaders in 3-point field goal percentage (.400), 9th in steals (1.6), 7th in free throw percentage (.786), 15th in 3-point field goals made per game and 30th in scoring (9.5). He led all A-Sun freshmen in free throw percentage and 3-point field goal percentage, while ranking 2nd in scoring, steals and 3-pointers made per game and 3rd in assists (2.43). Merthie's honor marked the first time since 1993 that a Camel has been named A-Sun Freshman of the Year. Joe Spinks (1991), Scott Neely (1992) and Dan Pogue (1993) were each named Big South Conference Rookie of the Year. He is also the seventh Camel to gain A-Sun All-Freshman team recognition, joining a list that includes 3-time all-conference performer Jonathan Rodriguez (2007).

- Junior forward **Jonathan Rodriguez** was named to the Atlantic Sun All-Conference second team, marking the third-straight year he was been chosen to the all-league unit. He also was selected first-team all-district by the National Association of Basketball Coaches (NABC). The product of Bayamon, Puerto Rico ranked among the A-Sun top-10 leaders in scoring (8th, 15.6), rebounding (3rd, 8.3), field goal percentage (10th, .474) and free throw percentage (5th, .790). He stands 6th among active NCAA Division I juniors in career

points scored (1631) and second in rebounding average (9.1) and double-doubles (39). Rodriguez is the first Camel to earn all-conference recognition three times since Joe Spinks gained Big South all-league honors all four years from 1991-94. With 1631 career points, Rodriguez has moved into 18th place on the Atlantic Sun Conference all-time scoring list and sixth on Campbell's career scoring charts.

- Sophomore guard **Junard Hartley** ranked second among Atlantic Sun Conference leaders in assists per game (4.33) and assist-turnover ratio (1.83). His 12 assist performance vs. Mercer (Jan. 3) was the top single game total in the league in 2008-09.

- Junior forward **Kyle Vejraska** tied a school record with seven blocked shots in the win over East Tennessee State. He ranked seventh among league leaders with 27 blocks during the regular season.

2008-09 Fighting Camel Stats

RECORD:	OVERALL	HOME	AWAY	NEUTRAL
ALL GAMES	14-16	10-4	4-10	0-2
ATLANTIC SUN	11-9	7-3	4-6	0-0
NON-CONFERENCE	3-7	3-1	0-4	0-2

##	Player	GP	GS	Min	Avg	TOTAL		3-PTS			REBOUNDS			PF	FO	A	TO	Blk	Stl	Pts	Avg					
						FG	FGA	Pct	3FG	FGA	Pct	FT	FTA									Pct	Off	Def	Tot	Avg
03	RODRIGUEZ, Jonathan	30	30	911	30.4	163	344	.474	19	53	.358	124	157	.790	91	157	248	8.3	62	1	57	80	9	38	469	15.6
	Conference-Only...	20	20	606	30.3	94	212	.443	12	37	.324	84	101	.832	58	102	160	8.0	41	0	37	56	9	24	284	14.2
25	MERTHIE, Lorne	30	30	871	29.0	83	227	.366	52	130	.400	66	84	.786	12	85	97	3.2	68	1	73	59	1	47	284	9.5
	Conference-Only...	20	20	585	29.3	57	155	.368	38	93	.409	43	55	.782	10	54	64	3.2	45	1	46	36	1	34	195	9.8
01	VEJRASKA, Kyle	30	15	491	16.4	77	183	.421	17	52	.327	37	52	.712	45	67	112	3.7	78	2	20	44	27	15	208	6.9
	Conference-Only...	20	6	298	14.9	49	112	.438	10	32	.313	28	41	.683	29	37	66	3.3	54	1	9	22	21	10	136	6.8
21	GWYNNNE, Matt	27	14	414	15.3	72	169	.426	14	40	.350	42	57	.737	35	68	103	3.8	58	0	23	36	1	4	200	7.4
	Conference-Only...	19	12	318	16.7	56	132	.424	13	34	.382	30	43	.698	19	56	75	3.9	44	0	15	27	1	4	155	8.2
32	TAYLOR, Miles	29	16	492	17.0	64	134	.478	5	18	.278	38	63	.603	28	43	71	2.4	49	0	21	34	1	14	171	5.9
	Conference-Only...	19	14	330	17.4	37	84	.440	3	9	.333	24	38	.632	18	28	46	2.4	29	0	14	21	0	7	101	5.3
12	HARTLEY, Junard	30	30	734	24.5	43	98	.439	13	39	.333	52	82	.634	17	88	105	3.5	72	2	130	71	4	40	151	5.0
	Conference-Only...	20	20	527	26.4	34	77	.442	10	29	.345	39	65	.600	15	65	80	4.0	43	1	89	45	2	36	117	5.9
40	BAILEY, Jabril	29	2	378	13.0	51	136	.375	13	50	.260	30	41	.732	16	31	47	1.6	22	0	16	30	10	19	145	5.0
	Conference-Only...	19	0	228	12.0	28	82	.341	6	30	.200	13	18	.722	12	16	28	1.5	12	0	7	13	5	10	75	3.9
02	CELESTIN, Amir	30	1	577	19.2	52	114	.456	22	51	.431	16	35	.457	3	32	35	1.2	91	5	70	54	3	22	142	4.7
	Conference-Only...	20	1	394	19.7	32	78	.410	14	38	.368	11	26	.423	3	22	25	1.3	57	2	47	31	3	12	89	4.5
51	DODSON, Preston	30	6	373	12.4	39	85	.459	0	0	.000	54	73	.740	40	36	76	2.5	55	1	18	33	11	18	132	4.4
	Conference-Only...	20	6	263	13.2	23	60	.383	0	0	.000	31	47	.660	28	25	53	2.7	43	1	16	22	10	9	77	3.9
10	KOSSANGUE, William	29	6	387	13.3	51	121	.421	19	51	.373	10	16	.625	20	42	62	2.1	23	0	25	18	1	19	131	4.5
	Conference-Only...	19	1	227	11.9	32	76	.421	13	33	.394	2	4	.500	11	28	39	2.1	11	0	11	10	1	9	79	4.2
23	REYNOLDS, Chris	28	0	289	10.3	39	82	.476	0	3	.000	24	35	.686	21	36	57	2.0	35	1	13	30	7	10	102	3.6
	Conference-Only...	19	0	186	9.8	24	49	.490	0	3	.000	19	26	.731	13	22	35	1.8	23	0	7	18	3	6	67	3.5
33	THOMPSON, Chad	6	0	48	8.0	7	20	.350	2	8	.250	2	21	1.000	1	4	5	0.8	7	0	3	3	1	1	18	3.0
	Conference-Only...	1	0	19	19.0	2	6	.333	1	3	.333	2	21	1.000	0	0	0	0.0	3	0	2	1	0	1	7	7.0
22	CAPIN, Jake	10	0	15	1.5	2	4	.500	2	3	.667	2	21	1.000	0	0	0	0.0	1	0	0	0	0	0	8	0.8
	Conference-Only...	7	0	9	1.3	2	4	.500	2	3	.667	2	21	1.000	0	0	0	0.0	0	0	0	0	0	0	8	1.1
0	DEWEY, Cole	8	0	14	1.8	1	4	.250	0	3	.000	1	2	.500	0	1	1	0.1	2	0	0	0	0	1	3	0.4
	Conference-Only...	6	0	9	1.5	1	3	.333	0	2	.000	1	2	.500	0	1	1	0.2	1	0	0	0	0	1	3	0.5
11	PERRY, Jonathan	6	0	6	1.0	0	1	.000	0	1	.000	0	0	.000	0	0	0	0.0	0	0	3	0	0	0	0	0.0
	Conference-Only...	3	0	1	0.3	0	0	.000	0	0	.000	0	0	.000	0	0	0	0.0	0	0	1	0	0	0	0	0.0
TM	TEAM REBOUNDS...														48	37	85	2.8				5			0	
	Conference-Only...														31	29	60	3.0				1			0	
	Total.....	30				744	1722	.432	178	502	.355	498	701	.710	377	727	1104	36.8	624	13	472	497	76	248	2164	72.1
	Conference-Only...	20				471	1130	.417	122	346	.353	329	470	.700	247	485	732	36.6	407	6	301	303	56	163	1393	69.7
	Opponents.....	30				743	1690	.440	211	624	.338	456	690	.661	346	701	1047	34.9	604	15	460	503	128	255	2153	71.8
	Conference-Only...	20				477	1106	.431	121	372	.325	282	443	.637	236	482	718	35.9	399	11	290	321	92	156	1357	67.8

SCORE BY PERIODS:	1st	2nd	Total
Campbell	987	1177	2164
Opponents	1001	1152	2153

DEADBALL REB.:	OFF	DEF	TOTAL
Campbell	102	9	111
Opponents	98	3	101



The Camels won 10 of 14 games at home in their first year at Gore Arena inside the John W. Pope Jr. Convocation Center.

2008-09 Fighting Camel Results

DATE	TIME	OPPONENT	SCORE	ATTN.	HIGH POINTS	HIGH REBOUNDS
11/15/08	8:15	CHOWAN	W 79-64	2563	(30) RODRIGUEZ, Jonathan	(7) RODRIGUEZ, Jonathan
11/19/08	7:00	at East Carolina	L 65-86	4037	(14) RODRIGUEZ, Jonathan	(8) RODRIGUEZ, Jonathan
11/22/08	3:25	UNC ASHEVILLE	W 94-57	1495	(19) RODRIGUEZ, Jonathan	(8) RODRIGUEZ, Jonathan
11/24/08	7:00	VMI	L 92-97	1531	(23) RODRIGUEZ, Jonathan	(14) RODRIGUEZ, Jonathan
11/29/08	5:00	at Appalachian State	L 66-79	1188	(24) RODRIGUEZ, Jonathan	(10) RODRIGUEZ, Jonathan
12/09/08	7:00	at VMI	L 76-88	1076	(17) CELESTIN, Amir	(8) RODRIGUEZ, Jonathan
12/13/08	3:20	* at Florida Gulf Coast	L 68-72	687	(12) RODRIGUEZ, Jonathan	(4) RODRIGUEZ, Jonathan
12/15/08	7:00	* at Stetson	L 56-63	1632	(17) VEJRASKA, Kyle	(9) HARTLEY, RODRIGUEZ
12/20/08	3:15	UNC PEMBROKE	W 91-67	1310	(23) RODRIGUEZ, Jonathan	(12) RODRIGUEZ, Jonathan
12/29/08	4:30	§ Chicago State	L 89-98	--	(22) RODRIGUEZ, Jonathan	(6) GWYNNE, KOSSANGUE, RODRIGUEZ
12/30/08	4:30	§ Penn	L 67-78	--	(18) RODRIGUEZ, Jonathan	(9) RODRIGUEZ, Jonathan
01/03/09	3:15	* MERCER	W 72-57	1452	(19) RODRIGUEZ, Jonathan	(13) RODRIGUEZ, Jonathan
01/05/09	8:00	* KENNESAW STATE	W 77-67	1475	(22) RODRIGUEZ, Jonathan	(9) GWYNNE, Matt
01/08/09	8:15	* at Lipscomb	W 69-68	753	(12) REYNOLDS, Chris	(6) GWYNNE, Matt
01/10/09	7:15	* at Belmont	L 54-87	1165	(13) GWYNNE, Matt	(7) RODRIGUEZ, Jonathan
01/17/09	3:15	* JACKSONVILLE	L 63-76	2271	(25) RODRIGUEZ, Jonathan	(6) RODRIGUEZ, Jonathan
01/19/09	8:00	* NORTH FLORIDA	W 61-57	1038	(14) RODRIGUEZ, Jonathan	(8) RODRIGUEZ, Jonathan
01/22/09	7:00	* at East Tennessee State	L 60-79	3239	(18) KOSSANGUE, William	(7) MERTHIE, Lorne
01/24/09	1:00	* at USC Upstate	L 65-73	888	(19) RODRIGUEZ, Jonathan	(11) RODRIGUEZ, Jonathan
01/28/09	7:00	* FLORIDA GULF COAST	W 78-62	1007	(21) RODRIGUEZ, Jonathan	(11) RODRIGUEZ, Jonathan
01/31/09	7:30	* at Kennesaw State	W 87-44	1507	(18) VEJRASKA, Kyle	(15) RODRIGUEZ, Jonathan
02/02/09	7:30	* at Mercer	W 92-73	1607	(15) RODRIGUEZ, Jonathan	(10) RODRIGUEZ, Jonathan
02/06/09	7:00	* BELMONT	L 84-87	1944	(25) RODRIGUEZ, Jonathan	(10) RODRIGUEZ, Jonathan
02/09/09	7:00	* LIPSCOMB	L 67-83	1273	(15) MERTHIE, RODRIGUEZ	(9) GWYNNE, Matt
02/14/09	4:25	* at North Florida	L 59-61	1274	(15) RODRIGUEZ, Jonathan	(6) RODRIGUEZ, Jonathan
02/16/09	7:15	* at Jacksonville	W 89-83	1893	(22) MERTHIE, Lorne	(9) RODRIGUEZ, Jonathan
02/21/09	2:35	* USC UPSTATE	W 51-47	2127	(10) MERTHIE, Lorne	(7) RODRIGUEZ, Jonathan
02/23/09	7:00	* EAST TENNESSEE STATE	W 68-62	1143	(20) MERTHIE, Lorne	(14) RODRIGUEZ, Jonathan
02/27/09	7:00	* STETSON	W 73-56	2032	(19) MERTHIE, Lorne	(8) VEJRASKA, Kyle
03/05/09	8:30	# at Lipscomb	L 52-82	1891	(11) VEJRASKA, Kyle	(7) VEJRASKA, Kyle

* Atlantic Sun Conference game

§ UCF Holiday Classic (Orlando, Fla.)

Atlantic Sun Championship Tournament

ATTENDANCE SUMMARY GAMES TOTALS AVG/GAME


HOME	14	22661	1619
AWAY	14	22837	1631



2008-09 Points-Rebounds-Assists

Opponent	Date	Score	W/L	00 Dewey	01 Vejraska	02 Celestin	03 Rodriguez	05 Perry	10 Kossangue	12 Hartley	21 Gwynne	22 Capin
CHOWAN	11/15/08	79-64	W	DNP	7-1-1	4-0-5	30-7-2	DNP	2-2-1	6-4-6	4-1-0	DNP
at East Carolina	11/19/08	65-86	L	DNP	6-6-2	3-1-1	14-8-2	DNP	4-3-2	3-6-2	3-4-0	DNP
UNC ASHEVILLE	11/22/08	94-57	W	DNP	6-5-1	14-1-2	19-8-5	0-0-1	10-1-3	2-2-7	4-3-1	0-0-0
VMI	11/24/08	92-97	L	DNP	10-9-1	0-1-6	23-14-2	DNP	12-6-4	7-3-6	8-6-2	DNP
at Appalachian State	11/29/08	66-79	L	DNP	10-2-1	0-1-0	24-10-1	DNP	0-2-3	2-1-3	DNP	DNP
at VMI	12/09/08	76-88	L	DNP	3-6-2	17-3-4	6-8-0	DNP	2-2-0	2-2-2	DNP	DNP
at Florida Gulf Coast	12/13/08	68-72	L	DNP	5-1-0	6-1-4	12-4-0	DNP	0-1-1	1-3-2	DNP	DNP
at Stetson	12/15/08	56-63	L	DNP	17-7-1	5-0-3	13-9-2	DNP	DNP	11-9-1	2-3-0	DNP
UNC PEMBROKE	12/20/08	91-67	W	0-0-0	12-6-1	4-1-1	23-12-2	0-0-1	0-0-0	0-0-5	2-0-0	0-0-0
vs Chicago State	12/29/08	89-98	L	DNP	5-3-0	3-1-1	22-6-2	DNP	16-6-0	2-3-4	14-6-2	DNP
vs Penn	12/30/08	67-78	L	DNP	2-1-2	8-1-3	18-9-1	DNP	0-0-0	0-2-2	6-6-1	DNP
MERCER	01/03/09	72-57	W	0-0-0	0-0-0	0-1-0	19-13-1	0-0-0	0-0-1	13-5-12	7-7-0	0-0-0
KENNESAW STATE	01/05/09	77-67	W	DNP	2-2-0	5-4-3	22-7-3	DNP	2-4-0	4-0-5	17-9-3	DNP
at Lipscomb	01/08/09	69-68	W	DNP	0-2-0	8-4-1	4-1-2	DNP	8-4-2	3-3-1	11-6-2	DNP
at Belmont	01/10/09	54-87	L	2-0-0	6-2-0	2-2-2	11-7-4	DNP	2-2-0	1-3-0	13-0-0	0-0-0
JACKSONVILLE	01/17/09	63-76	L	DNP	6-2-0	2-1-3	25-6-4	DNP	3-1-1	6-2-5	3-1-0	DNP
NORTH FLORIDA	01/19/09	61-57	W	DNP	6-5-1	0-0-2	14-8-2	DNP	5-1-0	12-4-2	6-1-1	DNP
at East Tennessee State	01/22/09	60-79	L	0-0-0	0-1-0	4-1-2	3-2-1	DNP	18-4-0	11-4-3	9-3-1	0-0-0
at USC Upstate	01/24/09	65-73	L	DNP	0-2-0	3-0-0	19-11-1	DNP	0-0-1	7-6-6	9-0-0	DNP
FLORIDA GULF COAST	01/28/09	78-62	W	0-0-0	6-3-1	3-0-4	21-11-2	0-0-1	9-2-0	9-5-8	9-2-0	3-0-0
at Kennesaw State	01/31/09	87-44	W	1-1-0	18-4-1	11-1-5	13-15-4	DNP	5-2-2	3-3-2	5-3-1	5-0-0
at Mercer	02/02/09	92-73	W	DNP	14-4-1	9-1-2	15-10-2	DNP	6-3-0	8-2-2	9-3-0	0-0-0
BELMONT	02/06/09	84-87	L	DNP	0-0-0	16-0-3	25-10-1	DNP	3-2-1	4-3-6	9-4-3	DNP
LIPSCOMB	02/09/09	67-83	L	DNP	0-3-0	2-2-1	15-5-0	DNP	9-3-1	0-4-9	7-9-1	DNP
at North Florida	02/14/09	59-61	L	DNP	11-2-1	9-2-1	15-6-1	DNP	0-3-0	5-3-4	5-4-0	DNP
at Jacksonville	02/16/09	89-83	W	DNP	18-8-1	2-2-0	17-9-5	DNP	0-2-1	5-4-3	7-5-1	DNP
USC UPSTATE	02/21/09	51-47	W	DNP	5-5-0	1-0-2	8-7-0	DNP	3-1-0	4-6-4	9-5-1	DNP
EAST TENNESSEE STATE	02/23/09	68-62	W	DNP	9-5-1	1-1-6	11-14-2	DNP	4-2-0	2-5-6	14-7-1	DNP
STETSON	02/27/09	73-56	W	0-0-0	13-8-1	0-2-3	2-5-0	0-0-0	2-2-0	8-6-8	4-3-0	0-0-0
at Lipscomb	03/05/09	52-82	L	0-0-0	11-7-0	0-0-0	6-6-3	0-0-0	6-1-1	10-2-4	4-2-2	0-0-0

Opponent	Date	Score	W/L	23 Reynolds	25 Merthie	32 Taylor	33 Thompson	40 Bailey	51 Dodson
CHOWAN	11/15/08	79-64	W	0-1-0	5-1-1	14-3-3	DNP	7-3-0	0-1-0
at East Carolina	11/19/08	65-86	L	8-0-0	2-2-4	2-2-0	0-0-0	10-3-2	10-3-0
UNC ASHEVILLE	11/22/08	94-57	W	4-2-0	14-4-4	9-3-2	4-2-1	0-0-1	8-5-2
VMI	11/24/08	92-97	L	4-1-0	14-2-3	9-1-0	DNP	3-2-2	2-1-0
at Appalachian State	11/29/08	66-79	L	4-5-1	11-5-1	2-1-0	0-0-0	13-2-1	0-4-0
at VMI	12/09/08	76-88	L	6-7-1	5-1-2	4-1-1	7-3-0	15-2-2	9-3-0
at Florida Gulf Coast	12/13/08	68-72	L	3-0-0	11-3-1	9-3-1	7-0-2	8-3-1	6-3-1
at Stetson	12/15/08	56-63	L	0-0-0	5-4-4	0-2-4	DNP	2-2-0	1-3-0
UNC PEMBROKE	12/20/08	91-67	W	6-2-1	14-8-8	6-3-0	DNP	13-6-0	11-3-0
vs Chicago State	12/29/08	89-98	L	DNP	12-4-2	4-2-0	0-0-0	7-0-1	4-2-0
vs Penn	12/30/08	67-78	L	0-3-2	8-4-2	17-7-1	DNP	0-0-0	8-0-0
MERCER	01/03/09	72-57	W	0-0-0	9-2-4	15-5-0	DNP	2-2-0	7-5-1
KENNESAW STATE	01/05/09	77-67	W	DNP	8-0-3	9-2-1	DNP	7-3-2	1-2-0
at Lipscomb	01/08/09	69-68	W	12-4-1	9-3-3	8-2-0	DNP	6-0-1	0-3-1
at Belmont	01/10/09	54-87	L	9-5-1	0-1-1	2-2-0	DNP	4-1-1	2-1-0
JACKSONVILLE	01/17/09	63-76	L	2-1-0	3-0-2	1-2-0	DNP	11-3-0	1-2-0
NORTH FLORIDA	01/19/09	61-57	W	2-4-1	4-3-4	4-2-2	DNP	7-3-1	1-2-0
at East Tennessee State	01/22/09	60-79	L	0-4-0	5-7-3	0-1-0	DNP	2-0-0	8-4-1
at USC Upstate	01/24/09	65-73	L	2-0-0	17-2-2	2-2-1	DNP	2-1-0	4-5-3
FLORIDA GULF COAST	01/28/09	78-62	W	0-0-0	9-4-4	2-1-1	DNP	DNP	7-3-3
at Kennesaw State	01/31/09	87-44	W	2-3-0	9-4-2	8-1-1	DNP	3-1-0	4-2-1
at Mercer	02/02/09	92-73	W	0-0-0	8-6-3	11-5-0	DNP	6-4-0	6-2-0
BELMONT	02/06/09	84-87	L	0-1-0	7-5-0	4-7-2	DNP	2-0-1	14-5-1
LIPSCOMB	02/09/09	67-83	L	2-3-0	15-4-1	9-1-0	DNP	7-1-0	1-2-0
at North Florida	02/14/09	59-61	L	2-0-0	5-2-2	2-2-0	DNP	2-4-0	3-5-0
at Jacksonville	02/16/09	89-83	W	12-2-1	22-5-3	DNP	DNP	4-0-0	2-0-1
USC UPSTATE	02/21/09	51-47	W	4-3-0	10-1-1	2-1-1	DNP	0-0-0	5-2-1
EAST TENNESSEE STATE	02/23/09	68-62	W	2-3-1	20-2-1	5-2-0	DNP	0-0-0	0-0-0
STETSON	02/27/09	73-56	W	13-2-2	19-6-2	8-3-0	DNP	0-0-0	4-2-2
at Lipscomb	03/05/09	52-82	L	3-1-1	4-2-0	3-2-0	DNP	2-1-0	3-1-0



2008-09 Fighting Camel Team Stats

Opponent	1st	2nd	Score	Mar	Total FG	FG Pct	3-Pointers	3FG Pct	Free Throws	FT Pct	Rebounds	Mar	Assist	TOver	Block	Steal	Fouls
CHOWAN	41/29	38/35	79-64	+15	27-45/22-51	.600/.431	7-11/6-17	.636/.353	18-25/14-18	.720/.778	26/26	-	19/15	23/28	2/2	10/8	23/22
East Carolina	26/40	39/46	65-86	(21)	19-55/25-59	.345/.424	2-16/8-24	.125/.333	25-35/28-34	.714/.824	42/37	+5	15/17	19/11	1/5	5/11	25/23
UNC ASHEVILLE	42/28	52/29	94-57	+37	39-66/21-48	.591/.438	11-24/7-18	.458/.389	5-8/8-15	.625/.533	38/21	+17	30/13	13/20	1/1	12/6	15/10
VMI	37/50	55/47	92-97	(5)	37-70/33-70	.529/.471	3-11/19-40	.273/.475	15-21/12-16	.714/.750	49/28	+21	26/23	23/17	4/4	9/13	18/19
Appalachian	24/38	42/41	66-79	(13)	23-61/21-55	.377/.382	3-14/7-20	.214/.350	17-21/30-44	.810/.682	34/45	(11)	11/13	16/17	6/2	8/8	31/22
VMI	38/39	38/49	76-88	(12)	31-61/30-72	.508/.417	5-12/14-43	.417/.326	9-14/14-20	.643/.700	41/38	+3	14/17	26/14	4/3	7/18	15/17
Fla. Gulf Coast	34/38	34/34	68-72	(4)	23-55/23-48	.418/.479	4-16/4-15	.250/.267	18-26/22-32	.692/.688	29/34	(5)	13/17	20/24	1/4	10/11	28/24
Stetson	18/35	38/28	56-63	(7)	23-59/22-59	.390/.373	1-11/9-22	.091/.409	9-18/10-19	.500/.526	41/40	+1	15/9	10/10	2/2	3/4	22/20
UNC PEMBROKE	45/32	46/35	91-67	+24	30-61/22-55	.492/.400	5-10/5-18	.500/.278	26-32/18-30	.813/.600	43/31	+12	19/12	13/20	2/2	11/6	27/27
Chicago State	44/51	45/47	89-98	(9)	25-58/32-57	.431/.561	6-16/11-26	.375/.423	33-42/23-29	.786/.793	35/30	+5	12/21	25/25	0/5	12/11	26/28
Penn	29/36	38/42	67-78	(11)	25-67/29-53	.373/.547	6-17/5-17	.353/.294	11-15/15-20	.733/.750	38/29	+9	14/21	18/17	0/12	7/10	17/21
MERCER	30/26	42/31	72-57	+15	23-57/21-58	.404/.362	7-16/3-18	.438/.167	19-28/12-25	.679/.480	44/38	+6	19/10	16/15	4/7	7/11	19/24
KENNESAW ST.	31/23	46/44	77-67	+10	26-51/21-52	.510/.404	6-11/9-22	.545/.409	19-26/16-20	.731/.800	36/27	+9	20/13	18/15	1/7	8/10	17/24
Lipscomb	40/33	29/35	69-68	+1	26-59/26-64	.441/.406	9-17/6-24	.529/.250	8-8/10-18	1.000/.556	35/39	(4)	14/21	18/15	3/5	6/9	17/18
Belmont	22/38	32/49	54-87	(33)	21-62/33-54	.339/.611	2-20/15-25	.100/.600	10-16/6-11	.625/.545	30/39	(9)	9/23	14/19	3/5	8/7	17/16
JACKSONVILLE	26/40	37/36	63-76	(13)	24-58/23-55	.414/.418	5-14/7-12	.357/.583	10-15/23-32	.667/.719	23/49	(26)	15/14	13/16	4/5	7/10	20/15
NORTH FLORIDA	25/26	36/31	61-57	+4	19-56/23-49	.339/.469	5-17/2-10	.294/.200	18-27/9-12	.667/.750	34/36	(2)	16/16	6/16	2/4	9/4	17/20
East Tenn. St.	32/40	28/39	60-79	(19)	23-58/30-57	.397/.526	7-21/7-21	.333/.333	7-12/12-16	.583/.750	32/36	(4)	11/15	22/19	1/4	14/14	14/13
USC Upstate	27/44	38/29	65-73	(8)	19-56/22-49	.339/.449	7-16/7-20	.438/.350	20-25/22-24	.800/.917	32/36	(4)	14/16	12/15	1/6	8/5	22/19
FLA. GULF COAST	34/29	44/33	78-62	+16	28-64/19-40	.438/.475	9-25/5-13	.360/.385	13-15/19-24	.867/.792	33/29	+4	24/14	18/26	2/5	15/10	24/17
Kennesaw St.	40/25	47/19	87-44	+43	29-57/15-52	.509/.288	12-22/5-20	.545/.250	17-24/9-21	.708/.429	45/30	+15	19/9	14/24	5/4	12/6	22/18
Mercer	51/28	41/45	92-73	+19	28-57/25-58	.491/.431	5-13/7-21	.385/.333	31-46/16-29	.674/.552	45/34	+11	10/10	10/12	4/3	8/3	25/31
BELMONT	37/22	47/65	84-87	(3)	27-56/30-70	.482/.429	6-20/8-32	.300/.250	24-40/19-30	.600/.633	41/43	(2)	18/14	17/13	0/2	7/8	27/26
LIPSCOMB	25/38	42/45	67-83	(16)	25-64/26-48	.391/.542	6-26/6-17	.231/.353	11-18/25-44	.611/.568	39/36	+3	13/21	14/10	0/2	3/6	27/20
North Florida	29/25	30/36	59-61	(2)	19-54/23-44	.352/.523	5-15/5-8	.333/.625	16-25/10-17	.640/.588	36/27	+9	9/11	14/14	2/6	5/8	16/18
Jacksonville	46/27	43/56	89-83	+6	28-52/31-68	.538/.456	7-12/6-21	.583/.286	26-30/15-26	.867/.577	39/34	+5	16/13	24/16	0/6	8/10	23/22
USC UPSTATE	24/28	27/19	51-47	+4	17-53/18-49	.321/.367	5-17/5-19	.294/.263	12-14/6-13	.857/.462	35/35	-	10/16	15/20	5/4	10/4	15/14
EAST TENN. ST.	30/38	38/24	68-62	+6	21-55/24-66	.382/.364	6-21/2-11	.286/.182	20-27/12-16	.741/.750	44/38	+6	18/16	13/9	9/9	6/7	17/19
STETSON	35/20	38/36	73-56	+17	22-47/22-66	.468/.333	8-16/3-21	.500/.143	21-30/9-14	.700/.643	39/38	+1	18/12	15/13	7/2	9/9	18/21
Lipscomb	25/35	27/47	52-82	(30)	17-48/31-64	.354/.484	8-25/8-29	.320/.276	10-18/12-21	.556/.571	26/44	(18)	11/18	18/13	0/0	4/8	20/16

Note: Game totals are displayed in the format TEAM/OPPONENT for each category



All-Time Results: 1951-2009

Year	Won	Lost	Pct.	Head Coach
1951-52	18	6	.696	Earl Smith
1952-53	11	14	.440	Earl Smith
1953-54	17	6	.739	Fred McCall
1954-55	23	3	.885	Fred McCall
1955-56	23	2	.920	Fred McCall
1956-57	9	11	.450	Fred McCall
1957-58	17	7	.708	Fred McCall
1958-59	12	11	.522	Fred McCall
1959-60	16	7	.696	Fred McCall
1960-61	16	7	.696	Fred McCall
1961-62 *	16	7	.696	Fred McCall
1962-63	11	13	.458	Fred McCall
1963-64	17	11	.607	Fred McCall
1964-65	11	16	.444	Fred McCall
1965-66	10	15	.400	Fred McCall
1966-67	10	17	.370	Fred McCall
1967-68	16	10	.615	Fred McCall
1968-69	20 (13)	10 (6)	.667	Fred McCall (Danny Roberts)
1969-70	24	7	.774	Danny Roberts
1970-71	15	12	.556	Danny Roberts
1971-72	18	11	.621	Danny Roberts
1972-73	16	11	.593	Danny Roberts
1973-74	9	19	.321	Danny Roberts
1974-75	25	6	.806	Danny Roberts
1975-76	23	4	.852	Danny Roberts
1976-77	23	10	.697	Danny Roberts
1977-78 #	9	15	.375	Danny Roberts
1978-79	10	16	.385	Danny Roberts
1979-80	15	12	.556	Danny Roberts
1980-81	11	16	.407	Danny Roberts
1981-82	11	16	.407	Danny Roberts
1982-83	11	17	.393	Danny Roberts
1983-84	10	18	.357	Jerry Smith
1984-85	5	22	.185	Jerry Smith
1985-86	8	19	.296	Billy Lee
1986-87	17	13	.567	Billy Lee
1987-88	11	16	.407	Billy Lee
1988-89	18	12	.600	Billy Lee
1989-90	15	13	.536	Billy Lee
1990-91	9	19	.321	Billy Lee
1991-92	19	12	.613	Billy Lee
1992-93	12	15	.444	Billy Lee
1993-94	20	9	.690	Billy Lee
1994-95	8	18	.308	Billy Lee
1995-96	17	11	.607	Billy Lee
1996-97	11	16	.407	Billy Lee
1997-98	10	17	.370	Billy Lee
1998-99	9	18	.333	Billy Lee
1999-00	12	16	.429	Billy Lee
2000-01	7	21	.250	Billy Lee
2001-02	8	19	.296	Billy Lee
2002-03	5	22	.185	Billy Lee
2003-04	3	24	.111	Robbie Laing
2004-05	2	25	.074	Robbie Laing
2005-06	10	18	.357	Robbie Laing
2006-07	14	17	.452	Robbie Laing
2007-08	10	20	.333	Robbie Laing
2008-09	14	16	.467	Robbie Laing
57-Yr. Totals	777	791	.496	
31-Yr. NCAA I	351	538	.395	
16-Yr. NAIA	265	178	.598	

Joined NCAA I
* First Senior College Year

Camel Coaching Records

Coach	Seasons	Won	Lost	Pct.
Danny Roberts	15	233	178	.567
Fred McCall	16	231	147	.611
Billy Lee	18	216	286	.430
Robbie Laing	6	53	120	.306
Earl Smith #	2	29	20	.592
Jerry Smith	2	15	40	.273
Totals	58	777	791	.496


Note: Earl Smith coached at Campbell from 1946-53.
Records are incomplete prior to 1951.



Earl Smith



Fred McCall



Danny Roberts



Jerry Smith



Billy Lee



Robbie Laing

All-Time Assistant Coaches (NCAA I era)

Brian Alexander	(3) 2003-06
Matt Allen	(1) 2001-02
Charles Baker	(1) 2009-
Chris Benetti	(2) 1991-93
Brian Burg	(1) 2009-
Rob Burke	(2) 2002-04
Brad Childress	(3) 1993-94, 1995-97
Ron Curtis	(4) 1983-87
Cliff Dillard	(8) 1995-03
Rob Dooley	(2) 1997-99
Kirk Earlywine	(2) 1985-87
Allen Ellzey	(4) 1988-92
Gary Elmore	(4) 1991-95
George Freebersyser	(1) 1987-88
Joe Gallagher	(3) 1999-02
Myron Guillory	(3) 2002-05
John Hamilton	(2) 1985-87
Kerwin "Buck" Harris	(4) 2004-09
Joel Haskins	(5) 1991-96
Jay Hickson	(2) 1999-01
Mike Hollis	(3) 1987-90
Bobby Kennen	(3) 2005-09

Darryl LaBarrie	(1) 2006-07
Ron Lieveense	(4) 1987-91
Press Maravich	(3) 1982-85
Bobby Murray	(1) 1994-95
Randy Peele	(3) 1988-91
Steve Roberts	(1) 1998-99
Michael Slonaker	(2) 2008-
Jerry Smith	(2) 1980-82
Wendell Staton	(1) 1990-91
Lorenzo Watkins	(1) 2007-08
Fred Whitfield	(2) 1981-83
E.J. Wilder	(3) 1977-80
Mike Winiecki	(2) 1996-98



Press Maravich

Home/Road Results: 1959-2009

1959-60	Away..... 10-4	Raleigh (RCC)..... 1-4	Away..... 4-9	2000-01
Home (Overall)..... 10-1	Neutral..... 0-1	Harnett Central..... 2-0	Neutral..... 0-2	Carter Gym..... 4-7
Carter Gym..... 10-1		Away..... 6-8		Away..... 3-13
Fayetteville (CCCC)..... 0-0	1970-71	Neutral..... 1-0	1990-91	Neutral..... 0-1
Away..... 6-6	Home (Overall)..... 7-4		Home (Overall)..... 7-7	
Neutral..... 0-0	Carter Gym..... 5-4	1980-81	Carter Gym..... 6-2	2001-02
1960-61	Fayetteville (CCCC)..... 2-0	Home (Overall)..... 10-5	Fayetteville (CCCC)..... 1-5	Carter Gym..... 7-6
Home (Overall)..... 8-2	Away..... 5-8	Carter Gym..... 8-2	Away..... 2-10	Away..... 1-13
Away..... 5-5	Neutral..... 3-0	Raleigh (RCC)..... 2-3	Neutral..... 0-2	Neutral..... 0-0
Neutral..... 3-0	1971-72	Away..... 1-10		
1961-62	Home (Overall)..... 10-4	Neutral..... 0-1	1991-92	2002-03
Home (Overall)..... 8-2	Carter Gym..... 8-2		Home (Overall)..... 9-4	Home (Overall)..... 5-9
Carter Gym..... 8-2	Fayetteville (CCCC)..... 2-2	1981-82	Carter Gym..... 7-2	Carter Gym..... 5-8
Away..... 8-5	Away..... 7-7	Home (Overall)..... 9-3	Fayetteville (CCCC)..... 2-2	Fayetteville (Crown)..... 0-1
Neutral..... 0-0	Neutral..... 1-0	Carter Gym..... 7-1	Away..... 6-6	Away..... 0-13
1962-63	1972-73	Raleigh (RCC)..... 2-2	Neutral..... 4-2	Neutral..... 0-0
Home (Overall)..... 8-4	Home (Overall)..... 8-1	Away..... 1-11		
Carter Gym..... 8-4	Carter Gym..... 7-0	Neutral..... 1-2	1992-93	2003-04
Fayetteville (CCCC)..... 0-0	Fayetteville (CCCC)..... 1-1	1982-83	Home (Overall)..... 7-6	Home (Overall)..... 3-9
Away..... 3-9	Away..... 8-8	Home (Overall)..... 8-5	Carter Gym..... 5-5	Carter Gym..... 3-9
Neutral..... 0-0	Neutral..... 0-2	Carter Gym..... 6-1	Fayetteville (CCCC)..... 2-1	Away..... 0-15
1963-64	1973-74	Fayetteville (CCCC)..... 2-4	Away..... 5-7	Neutral..... 0-0
Home (Overall).....	Home (Overall)..... 5-9	Away..... 1-11	Neutral..... 0-2	2004-05
Carter Gym.....	Carter Gym..... 4-8	Neutral..... 2-1		Home (Overall)..... 1-10
Fayetteville (CCCC).....	Fayetteville (CCCC)..... 1-1	1983-84	1993-94	Carter Gym..... 1-10
Away.....	Away..... 3-10	Home (Overall)..... 9-3	Home (Overall)..... 12-1	Away..... 1-15
Neutral.....	Neutral..... 1-0	Carter Gym..... 0-0	Carter Gym..... 10-0	Neutral..... 0-0
1964-65	1974-75	Fayetteville (CCCC)..... 9-3	Fayetteville (CCCC)..... 2-1	2005-06
Home (Overall)..... 6-6	Home (Overall)..... 11-0	Away..... 1-14	Away..... 6-7	Home (Overall)..... 5-8
Carter Gym..... 6-6	Carter Gym..... 9-0	Neutral..... 0-1	Neutral..... 2-1	Carter Gym..... 5-8
Fayetteville (CCCC)..... 0-0	Fayetteville (CCCC)..... 2-0	1984-85	1994-95	Away..... 5-9
Away..... 5-10	Away..... 11-6	Home (Overall)..... 4-7	Home (Overall)..... 6-7	Neutral..... 0-1
Neutral..... 0-0	Neutral..... 3-0	Carter Gym..... 1-0	Carter Gym..... 5-3	2006-07
1965-66	1975-76	Fayetteville (CCCC)..... 3-7	Fayetteville (CCCC)..... 1-4	Home (Overall)..... 12-3
Home (Overall)..... 6-5	Home (Overall)..... 14-0	Away..... 1-13	Away..... 2-11	Carter Gym..... 12-3
Carter Gym..... 6-5	Carter Gym..... 11-0	Neutral..... 0-2	Neutral..... 0-0	Away..... 1-13
Fayetteville (CCCC)..... 0-0	Fayetteville (CCCC)..... 3-0	1985-86	1995-96	Neutral..... 1-1
Away..... 4-10	Away..... 8-3	Home (Overall)..... 5-7	Home (Overall)..... 9-4	2007-08
Neutral..... 0-0	Neutral..... 1-1	Carter Gym..... 2-1	Carter Gym..... 9-3	Home (Overall)..... 7-8
1966-67	1976-77	Fayetteville (CCCC)..... 3-6	Fayetteville (CCCC)..... 0-1	Carter Gym..... 7-8
Home (Overall)..... 5-6	Home (Overall)..... 13-5	Away..... 2-10	Away..... 8-6	Away..... 3-11
Carter Gym..... 5-6	Carter Gym..... 8-3	Neutral..... 1-2	Neutral..... 0-1	Neutral..... 0-1
Fayetteville (CCCC)..... 0-0	Fayetteville (CCCC)..... 3-2	1986-87	1996-97	2008-09
Away..... 4-8	South Johnston HS..... 2-0	Home (Overall)..... 11-3	Home (Overall)..... 7-4	Home (Overall)..... 10-4
Neutral..... 1-3	Away..... 5-3	Carter Gym..... 5-1	Carter Gym..... 7-3	Gore Arena..... 10-4
1967-68	Neutral..... 5-2	Fayetteville (CCCC)..... 6-2	Fayetteville (CCCC)..... 0-1	Away..... 4-10
Home (Overall)..... 11-1	1977-78	Away..... 5-8	Away..... 2-11	Neutral..... 0-2
Carter Gym..... 11-1	Home (Overall)..... 5-3	Neutral..... 1-2	Neutral..... 0-0	Overall Results:
Fayetteville (CCCC)..... 0-0	Carter Gym..... 1-0	1987-88	Home (Overall)..... 7-8	Home (Overall)..... 386-212 (.645)
Away..... 5-9	Fayetteville (CCCC)..... 3-2	Home (Overall)..... 8-5	Carter Gym..... 6-7	Gore Arena (2008-)..... 10-4 (.714)
Neutral..... 0-0	Away..... 1-1	Carter Gym..... 7-2	Fayetteville (Crown)..... 1-1	Carter Gym (1959-2008).....
1968-69	Neutral..... 0-0	Fayetteville (CCCC)..... 1-3	Away..... 3-9 301-151 (.665)
Home (Overall)..... 12-2	1978-79	Away..... 2-10	Neutral..... 0-0	Fayetteville (Crown)..... 1-3 (.250)
Carter Gym..... 10-2	Home (Overall)..... 9-4	Neutral..... 1-1	1997-98	Fayetteville (CCCC)..... 64-52 (.552)
Fayetteville (CCCC)..... 2-0	Carter Gym..... 5-1	1988-89	Home (Overall)..... 7-5	Raleigh (RCC)..... 8-11 (.421)
Away..... 7-7	Raleigh (RCC)..... 3-2	Home (Overall)..... 13-2	Carter Gym..... 7-4	Harnett Central HS..... 4-2 (.667)
Neutral..... 1-1	Harnett Central..... 1-1	Carter Gym..... 8-0	Fayetteville (Crown)..... 0-1	South Johnston HS..... 2-0 (1.000)
1969-70	Away..... 4-12	Fayetteville (CCCC)..... 5-2	Away..... 2-12	Cape Fear HS..... 1-0 (1.000)
Home (Overall)..... 14-2	Neutral..... 0-1	Away..... 4-9	Neutral..... 0-1	Away..... 205-455 (.311)
Carter Gym..... 10-1	1979-80	Neutral..... 1-1	1999-00	Neutral..... 36-43 (.456)
Fayetteville (CCCC)..... 3-1	Home (Overall)..... 8-4	1989-90	Home (Overall)..... 6-8	
Cape Fear High School..... 1-0	Carter Gym..... 5-0	Home (Overall)..... 11-2	Carter Gym..... 6-7	
		Carter Gym..... 6-2	Fayetteville (CCCC)..... 0-1	
		Fayetteville (CCCC)..... 5-0	Away..... 6-7	
			Neutral..... 0-1	

Year-by-Year Results: 1951-2009

Key To Abbreviations

A	Road game on home floor
AA	Allen Arena (Nashville, TN)
ACC	Asheville (NC) Civic Center
ACO	Anderson Co. (SC) Civic Center
BC	Birmingham (AL) Coliseum
BCA	Brown Co. Arena (Green Bay, WI)
BSU	BSU Pavilion (Boise, ID)
CCCC	Cumberland Co. Civic Center (Fayetteville, NC)
Crown	Crown Coliseum (Fayetteville, NC)
CD	Cajundome (Lafayette, LA)
CFA	Central Florida Arena (Orlando, FL)
CFHS	Cape Fear HS (Fayetteville, NC)
CSC	Corbett Sports Center (Greensboro, NC)
EC	Edmunds Center (DeLand, FL)
GHS	Grimsley High School
GSO	Greensboro (NC) Coliseum
GSU	Georgia State Sports Arena (Atlanta, GA)
H	Home (Carter Gymnasium)
HC	Harnett Central HS (Lillington, NC)
JAX	Jacksonville (FL) Civic Center
JC	Johnson City, TN
JF	Jenkins Fieldhouse (Lakeland, FL)
JKA	John Kresse Arena (Charleston, SC)
JMU	James Madison Convocation Center (Harrisonburg, VA)
KAKC	Kemper Arena, Kansas City
LC	Littlejohn Coliseum (Clemson, NC)
LEE	Leede Arena (Hanover, NH)
MBCC	Myrtle Beach (SC) Civic Center
MC	Memorial Center (Johnson City, TN)
MO	Mount Olive, NC (College Hall)
NC	North Charleston (SC) Coliseum
NCW	UNC Wilmington (Trask Coliseum)
NUCF	New UCF Arena (Orlando, FL)
OM	The Omni (Atlanta, GA)
RCC	Raleigh (NC) Civic Center
SAV	Savannah (GA) Civic Center
TC	Towson (MD) Center
UCF	Central Florida Gym (Orlando, FL)
VCC	Valencia Community College (Orlando, FL)
VG	Varsity Gym (Muncie, IN)
WC	Winthrop Coliseum (Rock Hill, SC)

1951-52 (Won, 18 Lost, 6)

Coach Earl Smith

Nov. 10	Sanford	H	W	62-59
	Sanford	A	W	57-55
	Cherry Point	L		38-50
	Erwin Auditorium	W		78-64
	Pembroke	H	W	75-56
	Pembroke	A	W	75-63
	Edwards Mil. Inst.	W		70-34
	Cherry Point	L		47-53
	Wake Forest	L		51-82
	Pfeiffer	W		74-50
Jan. 9	Red Springs	H	W	82-47
Jan. 14	Presbyterian JC	H	W	75-47
	Louisburg	W		61-40
Jan. 19	Oak Ridge	H	W	81-54
	Red Springs	A	W	69-50
	Pfeiffer	W		82-51
	Louisburg	L		39-47
	Oak Ridge	A	W	67-62
	UNC Wilmington	H	W	96-62
	Presbyterian JC	A	W	79-51
	Wingate	L		68-69
	Edwards Mil. Inst.	W		96-51

	UNC Wilmington	A	W	57-55
Feb. 14	Wake Forest	H	L	78-79
				1657-1331

1952-53 (Won, 11 Lost, 14)

Coach Earl Smith

Nov. 8	525 MI	H	L	63-76
Nov. 15	Cherry Point	H	L	82-111
Nov. 25	525 MI	A	L	46-75
Dec. 5	Erwin Auditorium	H	W	75-74
Dec. 6	Camp Le Jeune	A	L	61-97
Dec. 9	Presbyterian JC	A	W	86-53
Dec. 12	Pfeiffer	A	L	63-71
	Chowan	W		92-68
Jan. 8	Camp Le Jeune	H	L	65-105
Jan. 10	Oak Ridge	H	L	68-75
Jan. 12	Louisburg	A	L	69-72
Jan. 15	Pfeiffer	H	W	92-65
Jan. 17	UNC Wilmington	A	L	71-75
Jan. 20	Edwards Mil. Inst.	H	W	66-53
Jan. 24	Chowan	W		83-76
	Oak Ridge	A	L	68-78
Jan. 29	Presbyterian JC	H	W	96-39
Feb. 3	Louisburg	H	W	90-77
Feb. 6	Belmont-Abbey	H	W	90-70
Feb. 7	Wingate	A	L	83-105
Feb. 10	Edwards Mil. Inst.	A	W	62-54
Feb. 14	UNC Wilmington	H	W	83-77
Feb. 17	Wingate	H	L	85-105
Feb. 20	Wake Forest JV	H	L	62-63
Feb. 21	Cherry Point	A	L	72-86
				1853-1900

Fred McCall

(1953-69)

Senior College Record: 98-91 / 8 years

Overall Record: 231-147 / 16 years

1953-54 (Won, 17 Lost, 6)

Coach Fred McCall

Nov. 5	66th Sig BN Corps	H	W	68-44
	525 MIS Gp	W		76-49
	Wingate	A	L	69-82
Nov. 23	Pembroke	A	W	60-47
Dec. 1	Hospital Corp	A	L	51-70
Dec. 7	Presbyterian JC	H	W	99-54
Dec. 9	Louisburg	A	W	86-78
Dec. 12	Pfeiffer	A	W	114-86
Dec. 14	Pembroke	H	W	75-52
Dec. 16	Wake Forest Frosh	A	L	73-88
Jan. 8	Presbyterian JC	A	W	111-42
Jan. 9	Louisburg	H	W	75-67
Jan. 11	Edwards Mil. Inst.	H	W	75-57
Jan. 15	Oak Ridge	A	L	77-94
Jan. 19	UNC Wilmington	A	L	74-83
Jan. 29	Gardner-Webb	A	W	100-69
Jan. 30	Chowan	A	L	78-80
Feb. 2	UNC Wilmington	H	W	99-73
Feb. 6	Wingate	H	W	77-73
Feb. 8	Edwards Mil. Inst.	A	W	83-64
Feb. 12	Oak Ridge	H	W	75-57
	Wake Forest JV	L		69-79
Feb. 15	Chowan	H	W	70-63
Feb. 17	Pfeiffer	H	W	99-82
				1933-1633

1954-55 (Won, 23 Lost, 3)

Coach Fred McCall

Feb. 17	Presbyterian JC	H	W	103-79
Feb. 18	Wingate	H	W	104-70
	Edwards Mil. Inst.	W		82-67
	Pembroke	W		92-66
	High Point	W		71-56

	Wake Forest	L		70-89
	Pembroke	W		79-51
	Presbyterian JC	W		111-69
	Louisburg	W		94-73
	Pfeiffer	W		94-87
	North Carolina JV	L		79-105
	High Point	W		80-50
	Chowan	W		104-64
	Presbyterian JC	W		89-75
	Edwards Mil. Inst.	W		88-62
	UNC Charlotte	W		76-30
	Oak Ridge	W		86-65
	UNC Wilmington	W		94-80
	Louisburg	W		85-63
	Pfeiffer	W		91-88
	UNC Wilmington	W		72-63
	Wingate	W		77-56
	Edwards Mil. Inst.	W		86-84
	North Carolina	L		73-88
	Oak Ridge	W		98-75
	Wingate	W		80-74
				2258-1829

1955-56 (Won, 23 Lost, 2)


Coach Fred McCall

Nov. 14	Pembroke	A	W	76-51
Nov. 18	East Carolina	H	W	86-59
Nov. 21	Raleigh	H	W	80-34
Nov. 29	Pembroke	H	W	88-82
Dec. 2	UNC Charlotte	H	W	107-66
Dec. 7	Edwards Mil. Inst.	A	L	82-83
Dec. 9	Louisburg	A	W	107-79
Dec. 10	Atlantic Christian	A	W	91-84
Dec. 15	Wingate	H	W	99-80
Jan. 5	High Point	H	W	89-76
Jan. 7	Chowan	A	W	85-75
Jan. 9	UNC Wilmington	H	W	117-82
Jan. 14	Louisburg	H	L	93-106
Jan. 20	Chowan	H	W	84-78
Jan. 21	High Point	A	W	106-91
Jan. 28	UNC Wilmington	A	W	77-73
Jan. 30	Oak Ridge	A	W	84-83
Feb. 1	Presbyterian JC	H	W	100-71
Feb. 3	Wingate	A	W	95-80
Feb. 4	UNC Charlotte	A	W	109-88
Feb. 7	Edwards Mil. Inst.	H	W	106-88
Feb. 10	Oak Ridge	H	W	110-95
Feb. 16	#UNC Wilmington	A	W	88-60
Feb. 17	#Edwards Mil. Inst.	N	W	87-80
Feb. 18	#Chowan	N	W	89-70
	#NCJCAA Tournament held in Wilmington			2335-1914

1956-57 (Won, 9 Lost, 11)

Coach Fred McCall

Dec. 1	Presbyterian JC	A	L	72-85
Dec. 3	Southeastern Seminary	H	W	106-79
Dec. 7	Louisburg	A	L	70-87
Dec. 12	Edwards Mil. Inst.	H	W	89-73
Dec. 14	Wake Forest Frosh	H	L	75-84
Dec. 19	North Greenville	A	L	74-78
Dec. 20	Gardner-Webb	A	W	64-61
Jan. 5	Presbyterian JC	H	W	70-65
Jan. 8	UNC Wilmington	H	L	79-81
Jan. 11	Louisburg	H	L	75-83
Jan. 12	Chowan	H	W	78-68
Jan. 15	Wake Forest Frosh	A	L	71-81
Jan. 26	Wingate	A	L	81-91
Jan. 30	UNC Wilmington	A	L	76-80
Jan. 31	Oak Ridge	H	W	84-70
Feb. 1	Chowan	A	W	75-68
Feb. 2	North Greenville	H	L	74-75



Marion Hargrove

Feb. 5	Wingate	H	W	79-62
Feb. 9	Edwards Mil. Inst.	A	L	42-71
Feb. 11	Oak Ridge	A	W	72-67
				1506-1509

1957-58 (Won, 17 Lost, 7)

Coach Fred McCall

Nov. 22	Fort Bragg	A	W	136-132
Nov. 26	Southeastern Seminary	A	W	75-58
Dec. 4	Presbyterian JC	A	W	106-70
Dec. 6	North Greenville	A	L	76-82
Dec. 7	Wingate	A	W	86-78
Dec. 10	Edwards Mil. Inst.	A	L	84-86
Dec. 12	Louisburg	L		70-73
Dec. 14	Wingate	H	W	86-60
Dec. 17	Oak Ridge	A	L	72-74
Dec. 19	Chowan	H	W	75-49
Jan. 7	Pembroke	H	W	102-72
Jan. 11	Oak Ridge	H	W	93-62
	Louisburg	W		83-72
	Wake Forest	A	W	72-65
Jan. 16	UNC Wilmington	H	W	76-68
Jan. 18	Presbyterian JC	H	W	93-59
Jan. 25	UNC Wilmington	A	W	83-78
	Southeastern Seminary	H	W	75-58
Feb. 1	Chowan	A	W	69-61
Feb. 3	Edwards Mil. Inst.	H	W	102-89
Feb. 7	Wingate	A	L	69-73
Feb. 10	Wake Forest Frosh	H	L	70-86
Feb. 13	Edwards Mil. Inst.	H	W	61-56
	Oak Ridge	H	L	67-71
				1981-1732

1958-59 (Won, 12 Lost, 11)

Coach Fred McCall

Nov. 20	McCrary Eagles	H	L	83-91
	Louisburg	A	W	78-67
	Edwards Mil. Inst.	H	L	71-80
	Wingate	L		65-68
	UNC Charlotte	W		93-36
	Frederick	H	W	78-67
	Presbyterian JC	A	W	77-73
	UNC Freshman	N	L	70-79
	Wake Forest Frosh	H	L	55-92

Year-by-Year Results: 1951-2009

	Louisburg	L	69-71
	Oak Ridge	H	W 65-50
	Louisburg	H	L 71-76
	Edwards Mil. Inst.	A	W 85-80
	McCrary Eagles	L	89-118
	UNC Wilmington	A	L 67-108
	Wingate	W	66-65
	Chowan	W	70-50
	Frederick	A	L 59-61
	Oak Ridge	A	W 87-69
Feb. 7	Wake Forest	A	L 51-72
	Presbyterian JC	H	W 90-66
	UNC Wilmington	H	W 81-74
	Chowan	W	49-48
			1689-1661

**1959-60 (Won, 16 Lost, 7)
Coach Fred McCall**

Nov. 21	Presbyterian JC	A	W 93-86
Nov. 24	Oak Ridge	H	W 93-82
Dec. 2	Frederick	A	W 76-68
Dec. 5	UNC Charlotte	A	W 112-38
Dec. 7	Edwards Mil. Inst.	H	W 74-51
Dec. 9	Wake Forest Frosh	H	W 64-57
Dec. 11	Oak Ridge	H	W 88-82
Dec. 14	Louisburg	H	W 88-68
Dec. 17	Chowan	A	L 77-83
Jan. 5	UNC Freshman	H	W 76-71
Jan. 7	Presbyterian JC	H	W 80-78
Jan. 11	Edwards Mil. Inst.	A	W 91-59
Jan. 14	Perkinston	A	W 85-77
Jan. 15	Brewton Parker	A	W 79-67
Jan. 16	Furman	A	L 82-83
Jan. 18	Wake Forest Frosh	A	L 61-79
Jan. 20	UNC Wilmington	A	L 82-90
Jan. 23	UNC Charlotte	H	W 76-60
Jan. 28	Louisburg	A	L 70-72
	Oak Ridge	A	L 79-84
	UNC Wilmington	H	L 78-81
Feb. 13	Chowan	H	W 92-78
Feb. 15	Frederick	H	W 88-76
			1884-1670

**1960-61 (Won, 16 Lost, 7)
Coach Fred McCall**

Nov. 17	Frederick	H	W 61-60
Nov. 19	UNC Charlotte	A	W 83-61
Nov. 22	Presbyterian JC	A	W 99-78
Dec. 2	Edwards Mil. Inst.	A	W 93-73
Dec. 5	Presbyterian JC	H	W 76-56
Dec. 6	Duke Freshman	H	W 82-71
Dec. 8	Louisburg	H	W 84-80
Dec. 13	UNC Wilmington	H	L 82-86
Dec. 15	Oak Ridge	A	W 93-57
Jan. 5	Duke Freshman	A	L 53-94
Jan. 7	Frederick	H	L 71-73
Jan. 9	Edwards Mil. Inst.	H	W 111-67
Jan. 11	Chowan	A	L 73-75
Jan. 14	UNC Charlotte	H	W 64-47
Jan. 17	UNC Wilmington	A	L 78-83
Jan. 31	UNC Freshman	A	L 55-69
Feb. 2	Oak Ridge	H	W 98-80
Feb. 6	Chowan	H	W 85-55
Feb. 8	Louisburg	A	W 95-66
Feb. 11	Frederick	A	L 79-83
Feb. 16	#Oak Ridge	N	W 92-73
Feb. 17	#Frederick	N	W 82-63
Feb. 18	#UNC Wilmington	N	W 87-73
	#NCJCAA Tournament		1876-1623

**1961-62 (Won, 16 Lost, 7)
Coach Fred McCall**

Nov. 29	Atlantic Christian	H	W 64-59
Nov. 30	High Point	A	W 82-80
Dec. 2	Belmont Abbey	A	L 54-64
	Frederick	A	W 56-53
Dec. 8	St. Andrews	A	W 82-60
Dec. 9	College of Charleston	H	W 92-52
Dec. 12	Pembroke	H	W 91-56
Dec. 15	College of Charleston	A	W 91-64
Dec. 19	Newberry	A	L 65-94
Dec. 28	Bridgewater State	A	W 104-66
Dec. 29	Atlantic Christian	A	W 68-58
Jan. 8	Catawba	H	W 70-51
Jan. 6	Pfeiffer	A	L 62-72
Jan. 11	St. Andrews	H	W 93-68
Jan. 13	Pembroke	A	L 55-66
	High Point	H	L 65-74
Jan. 30	Elon	A	L 66-75 OT
Feb. 1	Pfeiffer	H	L 67-72
	Atlantic Christian	A	W 74-66
Feb. 6	Guilford	A	W 76-69
Feb. 8	Erskine	H	W 83-73
Feb. 13	Frederick	H	W 94-68
Feb. 17	Guilford	H	W 86-69
			1740-1529

**1962-63 (Won, 11 Lost, 13)
Coach Fred McCall**

Nov. 27	Pfeiffer	H	W 90-74
Nov. 28	High Point	H	L 54-56
Dec. 1	Belmont Abbey	H	W 69-64
Dec. 6	Atlantic Christian	H	W 83-67
Dec. 8	Pembroke	A	L 83-94
Dec. 10	Newberry	H	W 80-73
Dec. 12	Catawba	H	L 58-72
Dec. 15	Lynchburg	A	W 79-60
Dec. 28	Western Carolina	A	L 60-81
Dec. 29	Appalachian	A	L 70-77
	Lynchburg	H	W 98-56
Jan. 5	Pfeiffer	A	L 36-49
Jan. 10	Pembroke	H	W 71-69
Jan. 12	Erskine	A	L 51-60
Jan. 14	St. Andrews	A	W 89-80
Jan. 17	Frederick	H	L 64-70
	High Point	A	L 64-65
Feb. 6	Catawba	A	L 50-61
	St. Andrews	H	W 78-65
Feb. 10	Atlantic Christian	A	W 79-69
Feb. 12	Elon	H	L 50-72
Feb. 14	Guilford	H	W 44-42
	Frederick	A	L 59-74
	Oglethorpe	A	L 46-70
			2854-2841

**1963-64 (Won, 17 Lost, 11)
Coach Fred McCall**

Nov. 26	St. Andrews	H	W 105-69
	Catawba	L	61-82
	Methodist	H	W 121-61
Dec. 7	High Point	A	L 57-66
	Pembroke	H	W 83-78
Dec. 12	%Cumberland	N	L 78-81
Dec. 13	%Fairmont	N	W 70-62
	Western Carolina	A	L 53-70
Dec. 17	Erskine	H	L 62-94
Jan. 2	Pfeiffer	H	W 69-66
	Elon	H	L 64-71
	St. Andrews	A	W 98-77
	High Point	H	L 66-80
Jan. 11	Belmont Abbey	A	W 80-70
Jan. 13	Methodist	A	W 111-56
	UNC Wilmington	H	L 87-92
	Pembroke	A	W 81-72

Feb. 1	Guilford	A	W 72-62
	Elon	A	L 62-63
Feb. 6	Atlantic Christian	H	W 86-65
Feb. 7	Frederick	W	91-74
Feb. 8	UNC Wilmington	A	W 82-72
	Atlantic Christian	A	L 68-75
	Catawba	W	69-59
	Belmont Abbey	H	W 85-58
	Frederick	W	88-63
	Erskine	A	L 53-77
	Pfeiffer	A	W 91-76
	%Western Carolina Tournament		2193-1991

**1964-65 (Won, 11 Lost, 16)
Coach Fred McCall**

Nov. 24	Pfeiffer	A	L 63-72
Dec. 1	Methodist	H	W 86-63
Dec. 2	Catawba	A	L 61-95
Dec. 5	High Point	A	L 54-66
Dec. 10	Union	A	L 43-66
Dec. 11	Western Carolina	A	L 53-85
Dec. 12	Rio Grande	A	W 73-67
Dec. 14	Atlantic Christian	A	W 89-83
Dec. 16	Catawba	H	W 59-48
Jan. 6	High Point	H	L 80-91
Jan. 8	Frederick	H	L 73-75
Jan. 11	Elon	H	L 59-70
Jan. 13	Pembroke	A	L 76-81
Jan. 16	Erskine	H	L 91-94
Jan. 18	Elon	A	L 77-86
Jan. 20	UNC Wilmington	H	W 88-70
Jan. 30	Belmont Abbey	A	W 93-92
Feb. 3	St. Andrews	A	W 108-72
Feb. 4	Pfeiffer	H	L 67-89
Feb. 6	UNC Wilmington	A	L 88-91
Feb. 8	Atlantic Christian	H	W 91-84
Feb. 9	St. Andrews	H	W 92-56
Feb. 11	Pembroke	H	L 68-95
Feb. 12	Frederick	A	L 69-72
Feb. 16	Methodist	A	W 106-74
Feb. 17	Belmont Abbey	H	W 91-65
Feb. 20	Erskine	A	L 71-73
			2075-2075

**1965-66 (Won, 10 Lost, 15)
Coach Fred McCall**


Nov. 20	UNC Wilmington	A	L 72-81
	Pfeiffer	A	L 77-93
	Catawba	A	L 71-79
	Methodist	A	W 66-50
	High Point	A	L 51-86
	Atlantic Christian	H	L 71-86
	High Point	H	W 86-80 OT
	Pembroke	A	W 86-71
	Erskine	H	W 54-52
	Western Carolina	A	L 74-93
	Appalachian	A	L 71-74
	UNC Wilmington	H	W 76-73 OT
	Frederick	A	L 76-79
	Elon	A	L 53-79
	Pfeiffer	H	L 52-61
	Elon	H	L 64-69
	Belmont Abbey	H	W 91-87
	Atlantic Christian	A	W 92-85
	UNC Wilmington	A	L 73-92
	Methodist	H	W 88-62
	Belmont Abbey	A	W 85-77
	Frederick	H	W 98-91
	Pembroke	H	L 67-83
	Erskine	A	L 65-91
	Catawba	H	L 74-80
			1833-1954

**1966-67 (Won, 10 Lost, 17)
Coach Fred McCall**

Nov. 26	Catawba	A	L 90-106
	High Point	H	L 78-87
	Greensboro College	A	W 114-85
	Methodist	H	W 94-64
	High Point	A	L 77-104
	Atlantic Christian	A	L 78-98
	Erskine	H	L 45-53
	Pembroke	H	W 66-63
	%Georgia Southern	N	L 63-68
	%Old Dominion	N	L 78-94
	#Catawba	N	W 81-78
	#Shorter	N	L 51-56
	Elon	A	L 79-83
	Pfeiffer	H	L 68-69
	Frederick	A	L 80-91
	UNC Wilmington	H	W 65-54
	UNC Wilmington	A	W 88-81
	Pembroke	A	L 56-72
	Methodist	A	W 83-57
	Frederick	H	L 92-93
	Atlantic Christian	H	L 67-83
	Belmont Abbey	A	L 86-91
	Catawba	H	W 95-69
	Belmont Abbey	H	L 81-92
	Erskine	A	W 62-59
	Elon	H	W 78-77
	Pfeiffer	A	L 59-61
	%A.C. Tournament		2054-2088
	#Spindale Tournament		

**1967-68 (Won, 16 Lost, 10)
Coach Fred McCall**

Nov. 16	Greensboro College	H	W 95-68
Nov. 20	High Point	A	L 59-82
Nov. 24	Western Carolina	A	L 98-101
Nov. 25	Catawba	A	W 79-76
Nov. 29	High Point	H	L 74-82
Dec. 1	Mars Hill	A	W 107-96
Dec. 6	Methodist	H	W 89-72
Dec. 8	Atlantic Christian	H	W 94-77
Dec. 11	Erskine	H	W 81-66
Dec. 13	Elon	H	W 92-73
Dec. 19	Asheville-Biltmore	A	L 81-89
Jan. 4	Methodist	A	W 100-86
Jan. 6	UNC Wilmington	A	L 78-82
Jan. 8	Elon	A	L 68-87
Jan. 15	Mars Hill	H	W 85-78
Jan. 31	Atlantic Christian	A	L 81-83
Feb. 2	Pembroke	A	L 74-82
Feb. 5	Greensboro College	A	W 78-63



Year-by-Year Results: 1951-2009



Cordell Wise

Feb. 8	Asheville-Biltmore	H	W	95-82
Feb. 12	Catawba	H	W	85-75
Feb. 15	Frederick	H	W	86-84
Feb. 17	Erskine	A	W	74-53
Feb. 20	Pembroke	H	W	76-72
Feb. 22	UNC Wilmington	H	W	88-71
Feb. 24	Pfeiffer	A	L	61-90
Feb. 26	Frederick	A	L	79-97
				2157-2070

Danny Roberts
(1969-83)

Division I Record: 67-92 / 6 years
Overall Record: 233-178 / 15 years

1968-69 (Won, 20 Lost, 10)**Coach Fred McCall (Won, 7 Lost, 4)**

Coach Danny Roberts
(Took over 11 games in season)
(Won 13, Lost 6)

Nov. 20	Greensboro College	H	W	98-62
Nov. 23	High Point	A	L	77-94
Nov. 25	N.C. Wesleyan	A	W	90-69
Nov. 30	Catawba	A	L	80-84
Dec. 3	Pfeiffer	A	W	79-72
Dec. 7	Asheville-Biltmore	A	L	72-88
Dec. 9	Mars Hill	A	L	103-107
Dec. 11	Erskine	H	W	69-56
Dec. 14	UNC Wilmington	A	W	91-70
Dec. 17	#Catawba	CCCC	W	85-76
Dec. 18	#Pembroke State	CCCC	W	84-73
Jan. 4	\$High Point	H	L	62-75
Jan. 7	Elon	H	L	66-72
Jan. 9	Pfeiffer	H	W	83-76
Jan. 11	Methodist	A	W	108-91
Jan. 13	Atlantic Christian	H	W	97-95
Jan. 15	Elon	A	W	97-75
Jan. 25	Belmont Abbey	A	L	48-52
Feb. 3	Mars Hill	H	W	96-88
Feb. 5	Pembroke State	A	W	71-63
Feb. 6	UNC Wilmington	H	W	78-56
Feb. 10	Asheville-Biltmore	H	W	70-68
Feb. 13	Greensboro College	A	W	100-80
Feb. 14	Methodist	H	W	100-74
Feb. 15	Atlantic Christian	A	L	79-114
Feb. 18	Erskine	A	L	68-83
Feb. 20	Pembroke State	H	W	63-50

Feb. 24	Belmont Abbey	H	W	85-66
Mar. 3	*Atlantic Christian	N	W	98-81
Mar. 4	*Elizabeth City State	N	L	85-81
#Fayetteville Tournament				2482-2294
\$Danny Roberts first game as head coach				
*NAIA Tournament				

1969-70 (Won, 24 Lost, 7)**Coach Danny Roberts**

Nov. 22	High Point	A	L	81-86
Nov. 25	N.C. Wesleyan	H	W	88-52
Nov. 28	Lynchburg	CFHS	W	92-57
Nov. 29	Lynchburg	A	W	92-62
Dec. 1	Virginia State	A	W	85-77
Dec. 3	Pfeiffer	A	W	89-57
Dec. 6	Methodist	H	W	93-57
Dec. 11	Gardner Webb	H	W	98-94
Dec. 16	Catawba	H	W	86-73
Dec. 17	#Western Carolina	CCCC	L	82-84
Dec. 18	#Pembroke State	CCCC	W	72-39
Dec. 31	Virginia State	H	W	94-85
Jan. 2	UNC Asheville	A	L	81-84
Jan. 3	Wofford College	A	W	79-71
Jan. 8	Belmont Abbey	H	W	93-72
Jan. 10	Atlantic Christian	A	W	84-69
Jan. 17	Pfeiffer	H	W	104-70
Jan. 19	Elon	A	L	58-75
Jan. 29	Methodist	A	W	94-68
Jan. 30	UNC Wilmington	A	W	93-68
Feb. 2	Catawba	A	W	76-64
Feb. 7	Belmont Abbey	A	W	83-52
Feb. 9	Pembroke State	H	W	96-78
Feb. 14	Gardner Webb	A	L	76-94
Feb. 16	Atlantic Christian	H	W	97-81
Feb. 19	Pembroke State	A	W	76-71
Feb. 20	Elon	H	L	58-74
Feb. 23	UNC Wilmington	H	W	93-76
Mar. 3	*St. Andrews	CCCC	W	88-65
	*Elizabeth City State	CCCC	W	53-52
	*Jackson State	KAKC	L	65-89
#East Coast Classics				2599-2196
*NAIA Tournament				

1970-71 (Won, 15 Lost, 12)**Coach Danny Roberts**

Nov. 20	Catawba	H	L	77-78
Nov. 21	Methodist	A	W	93-59
Nov. 27	#High Point	N	W	89-79
Nov. 28	#Catawba	N	W	81-76
Dec. 1	Virginia State	H	L	69-73
Dec. 7	Virginia Commonwealth	A	L	78-79
Dec. 8	Virginia State	A	L	72-84
Dec. 12	Lynchburg	A	L	87-92
Dec. 14	UNC Wilmington	A	W	72-68
Dec. 29	%High Point	N	W	74-69
Dec. 30	%UNC Asheville	A	L	63-66
Jan. 2	Old Dominion	A	W	82-79
Jan. 5	Elon	H	W	76-75
Jan. 9	Atlantic Christian	H	W	87-75
Jan. 11	*High Point	FC	W	63-57
Jan. 12	*Fayetteville State	FC	W	90-70
Jan. 22	Baptist	A	L	84-105
Jan. 24	Belmont Abbey	A	W	71-69
Jan. 27	UNC Wilmington	H	W	96-71
Jan. 28	Pfeiffer	H	L	66-68
Jan. 29	Southeastern	H	W	100-66
Feb. 4	Pembroke State	H	L	74-77
Feb. 8	Catawba	A	L	65-67
Feb. 15	Atlantic Christian	A	L	80-83
Feb. 18	Pembroke State	A	W	68-67
Feb. 20	Elon	A	L	61-79
Feb. 23	Belmont Abbey	H	W	87-74

#Catawba tournament				2138-2005
%UNC Asheville tournament				

1971-72 (Won, 18 Lost, 11)**Coach Danny Roberts**

Nov. 19	St. Andrews	CCCC	W	84-35
Nov. 20	Methodist	CCCC	W	77-65
Nov. 22	High Point	A	L	67-77
Dec. 1	Citadel	A	W	79-77
Dec. 3	Hampton	A	L	107-108
Dec. 4	Virginia State	A	W	90-61
Dec. 8	Virginia State	H	W	95-83
Dec. 16	Lynchburg	H	W	81-66
Dec. 28	%Livingstone	N	W	77-65
Dec. 29	%Catawba	A	L	61-70
Jan. 3	Old Dominion	A	L	73-111
Jan. 4	Elon	H	L	50-71
Jan. 8	Atlantic Christian	A	W	102-100
Jan. 12	Fayetteville State	CCCC	L	66-98
Jan. 13	High Point	CCCC	L	66-79
Jan. 15	Catawba	A	W	68-66
Jan. 19	Catawba	H	L	73-81
Jan. 21	Armstrong State	H	W	95-98
Jan. 24	Methodist	H	W	100-76
Jan. 27	Pfeiffer	H	W	85-63
Feb. 3	Pembroke State	H	W	74-59
Feb. 9	UNC Wilmington	A	L	64-76
Feb. 12	Belmont Abbey	A	W	68-66
Feb. 14	Atlantic Christian	H	W	102-82
Feb. 17	Pembroke State	A	W	70-61
Feb. 19	Elon	A	W	71-66
Feb. 21	Pfeiffer	A	L	86-89
Feb. 24	UNC Wilmington	H	W	92-70
Mar. 7	Elizabeth City	A	L	79-82
%Catawba Basketball Tournament				2302-2161

1972-73 (Won, 16 Lost, 11)**Coach Danny Roberts**

Nov. 17	#Greensboro College	CCCC	W	62-54
Nov. 18	#Pembroke State	CCCC	L	56-59
Dec. 2	Lenoir Rhyne	A	L	53-65
Dec. 4	Catawba	A	L	54-66
Dec. 6	High Point	H	W	64-63
Dec. 9	UNC Wilmington	A	W	82-71
Dec. 11	Virginia Wesleyan	A	W	92-64
Jan. 3	Old Dominion	A	L	86-99
Jan. 4	%Elizabeth City	N	L	63-77
Jan. 5	%UNC Wilmington	A	L	67-78
Jan. 8	Hampton	H	W	69-64
Jan. 13	Armstrong State	A	L	80-95
Jan. 15	Georgia Southwestern	A	W	87-63
Jan. 18	Methodist	A	W	79-62
Jan. 25	Atlantic Christian	H	W	73-61
Jan. 27	Elon	A	L	63-94
Jan. 29	High Point	A	W	90-64
Feb. 2	Virginia State	A	L	79-92
Feb. 3	Salisbury State	A	W	105-90
Feb. 5	UNC Wilmington	H	W	58-51
Feb. 12	Belmont Abbey	H	W	76-73
Feb. 14	Elon	H	W	95-90
Feb. 19	Atlantic Christian	A	W	71-61
Feb. 22	Pembroke State	H	W	66-59
Feb. 24	Pfeiffer	A	W	64-57
Feb. 26	Pembroke State	A	L	52-56
Mar. 6	Norfolk State	N	L	62-65
#Campbell Tip-off Tournament				1948-1893
%UNC Wilmington Tournament				

1973-74 (Won, 9 Lost, 19)**Coach Danny Roberts**

Nov. 16	#Methodist	CCCC	W	64-52
Nov. 17	#Pembroke State	CCCC	L	50-60

Nov. 23	Gardner-Webb @	N	W	83-81
Nov. 24	Catawba	A	W	73-72
Nov. 29	Elon	A	L	61-79
Dec. 1	Lenoir Rhyne	A	L	67-76
Dec. 3	Catawba	H	L	85-90
Dec. 5	High Point	H	L	77-84
Dec. 17	Muskingham	H	W	70-66
Dec. 28	%Keene	GHS	W	84-71
Dec. 29	%Guilford	GHS	W	89-82
Jan. 7	Pfeiffer	H	L	70-83
Jan. 15	Virginia State	H	L	76-97
Jan. 17	Methodist	H	L	52-59
Jan. 19	Pfeiffer	A	L	82-85
Jan. 26	Old Dominion	A	L	67-96
Jan. 28	High Point	A	L	58-64
Feb. 1	Salisbury State	H	W	87-60
Feb. 2	Atlantic Christian	H	W	62-60
Feb. 4	Lenoir Rhyne	H	W	83-74
Feb. 6	UNC Wilmington	A	L	69-89
Feb. 11	Catawba	A	L	71-83
Feb. 13	Elon	H	L	80-81
Feb. 16	Hampton	A	L	77-83
Feb. 18	UNC Wilmington	H	L	64-72
Feb. 20	Atlantic Christian	A	L	78-88
Feb. 21	Pembroke State	H	L	52-62
Feb. 26	Pembroke State	A	L	48-71
#Tip-off Tournament				1979-2120
%Guilford Tournament				
@Catawba				

1974-75 (Won, 25 Lost, 6)**Coach Danny Roberts**

Nov. 22	#Catawba	CCCC	W	86-76
Nov. 23	#Pembroke State	CCCC	W	73-61
Nov. 29	%Elon	A	W	75-63
Nov. 30	%High Point	N	W	55-36
Dec. 2	Virginia State	A	L	73-79
Dec. 4	High Point	A	W	93-81
Dec. 7	Old Dominion	A	L	77-83
Dec. 10	UNC Wilmington	A	L	75-82
Jan. 2	Catawba	A	W	83-75
Jan. 3	+Mars Hill	A	W	101-75
Jan. 4	+Lenoir Rhyne	N	W	89-76
Jan. 10	--King	N	W	78-70
Jan. 11	--Eckerd	A	W	96-93
Jan. 13	Elizabeth City	H	W	110-93
Jan. 15	Atlantic Christian	A	W	80-63
Jan. 18	Pfeiffer	A	W	74-82
Jan. 20	Hampton	H	W	110-76
Jan. 25	Atlantic Christian	H	W	81-69
Jan. 27	High Point	H	W	79-72
Jan. 29	Elon	A	L	91-103
Feb. 3	Methodist	A	W	75-73
Feb. 5	Pembroke State	H	W	83-65
Feb. 10	Catawba	H	W	66-58
Feb. 12	Elon	H	W	88-74
Feb. 14	UNC Wilmington	H	W	100-94
Feb. 17	Pfeiffer	H	W	107-57
Feb. 20	Pembroke State	A	W	80-65
Feb. 24	Citadel	A	W	86-78
Feb. 27	Belmont Abbey	A	L	74-76
Mar. 3	*Virginia State	A	W	102-75
Mar. 5	*Norfolk State	A	L	83-89
*NAIA District 29 Playoffs				2629-2312
#Campbell Tip-off Tournament				
+ Mars Hill Robertson Memorial YMCA Tournament				
-- Eckerd College Tournament				
%Elon College Turkey Classic				

1975-76 (Won 23, Lost, 4)**Coach Danny Roberts**

Nov. 24	Catawba	H	W	95-89
---------	---------	---	---	-------

Year-by-Year Results: 1951-2009

Dec. 1	#High Point	A	W	74-73
Dec. 5	#Methodist	CCCC	W	53-50
Dec. 6	Pembroke State	CCCC	W	72-63
Dec. 8	USC Coastal Carolina	A	W	101-88
Dec. 9	Methodist	H	W	91-71
Jan. 5	Liberty Baptist	A	W	85-78
Jan. 7	High Point	H	W	97-86
Jan. 12	Elizabeth City	A	W	87-85
Jan. 14	Atlantic Christian	H	W	98-73
Jan. 17	Pfeiffer	H	W	101-90
Jan. 19	Keene State	H	W	108-87
Jan. 21	USC Coastal Carolina	H	W	110-66
Jan. 24	Old Dominion	A	L	93-120
Jan. 28	Elon	H	W	86-85
Jan. 29	UNC Wilmington	H	W	77-60
Jan. 31	Atlantic Christian	A	W	84-80
Feb. 2	The Citadel	CCCC	W	112-106 OT
Feb. 4	Virginia State	H	W	113-100
Feb. 7	Francis Marion	A	W	82-58
Feb. 9	Pembroke State	H	W	94-73
Feb. 11	Elon	A	L	83-94
Feb. 14	UNC Wilmington	A	L	66-82
Feb. 19	Fayetteville State	A	W	130-111
Feb. 23	Pembroke State	A	W	82-67
Mar. 1	*UNC Wilmington	N	W	98-86
Mar. 3	*Norfolk State	N	L	90-114
# Tip-off Tournament				2375-2150
* NIAA Tournament				

1976-77 (Won 23, Lost 10)

Coach Danny Roberts

Nov. 29	Coastal Carolina	H	W	85-76
Dec. 3	#Methodist	CCCC	W	65-62
Dec. 4	#Fayetteville State	CCCC	W	72-67
Dec. 6	High Point	H	W	93-72
Dec. 15	Catawba	H	W	81-80
Dec. 27	%Point Park	N	L	83-93
Dec. 28	%Delaware State	N	W	95-79
Jan. 5	Catawba	A	L	64-90
Jan. 7	Elizabeth City State	CCCC	W	80-78 OT
Jan. 8	Virginia State	CCCC	L	89-93 2OT
Jan. 10	Belmont Abbey	H	W	82-73
Jan. 13	Pembroke State	H	W	78-73 OT
Jan. 15	UNC Wilmington	A	W	76-69



Sam Stagers

Jan. 17	Atlantic Christian	H	W	74-67
Jan. 24	Liberty Baptist	H	W	125-88
Jan. 26	Elon	A	W	103-77
Jan. 29	High Point	A	L	60-64
Jan. 31	Atlantic Christian	A	W	89-81 OT
Feb. 3	UNC Wilmington	H	L	64-72
Feb. 7	Francis Marion	H	W	96-46
Feb. 9	Elon	H	L	71-74
Feb. 12	Guilford	H	L	73-82
Feb. 14	Coastal Carolina	A	W	78-72
Feb. 16	Fayetteville State	CCCC	L	65-89
Feb. 19	Methodist	A	L	57-61
Feb. 21	Pembroke State	A	W	76-69
Feb. 28	*Pembroke State	SJHS	W	64-61
Mar. 2	*Elizabeth City State	SJHS	W	89-75
Mar. 7	*Lincoln Memorial	KAKC	W	76-75
Mar. 9	*SW Oklahoma State	KAKC	W	71-56
Mar. 10	*Alcorn State	KAKC	W	77-63
Mar. 11	*Henderson State	KAKC	W	76-52
Mar. 12	*Texas Southern	KAKC	L	44-71
# Campbell Tip-off Tournament				2571-2400
% Fairmont State Tournament				
* NIAA Tournament				

1977-78 (Won 9, Lost 15)

First NCAA Division I Season

Coach Danny Roberts

Nov. 25	# WEST CHESTER ST.	CCCC	W	83-72
Nov. 26	# PEMBROKE STATE	CCCC	L	47-61
Nov. 28	East Tennessee State	A	L	66-95
Nov. 29	Western Carolina	A	L	53-68
Dec. 2	Georgia Southern	A	L	69-73
Dec. 3	South Alabama	A	W	66-62
Dec. 5	Baptist	A	W	66-62
Dec. 7	UNC Wilmington	A	L	63-82
Dec. 14	Northwestern (LA) St.	A	L	99-110
Dec. 16	Northeast Louisiana	A	L	64-85
Jan. 6	Cleveland State	A	L	73-77
Jan. 14	BAPTIST	HC	W	88-78
Jan. 18	WESTERN CAROLINA	CCCC	W	54-50
Jan. 24	North Carolina A&T	A	L	68-76
Jan. 28	George Washington	A	L	63-77
Jan. 30	Atlantic Christian	A	W	70-64
Feb. 1	Virginia State	A	L	65-72
Feb. 6	METHODIST	CCCC	W	69-63
Feb. 11	Pembroke State	A	W	60-52
Feb. 13	ATLANTIC CHRISTIAN	H	W	82-67
Feb. 16	NORTH CAROLINA A&T	CCCC	L	63-70 OT
Feb. 18	Providence	A	L	54-63
Feb. 23	UNC WILMINGTON	HC	L	53-62
Mar. 1	Stetson	A	L	78-92
# Campbell Tip-Off Tournament				1616-1733

1978-79 (Won 10, Lost 16)

Coach Danny Roberts

Nov. 24	East Tennessee State	A	L	63-71
Nov. 25	Appalachian State	JC	L	63-73
Nov. 29	METHODIST	H	W	95-63
Dec. 2	Virginia Commonwealth A	L	57-65	
Dec. 4	BAPTIST	H	W	86-78
Dec. 6	UNC Wilmington	A	L	55-63
Dec. 9	#8 North Carolina State A	L	83-108	
Dec. 16	Murray State	A	L	59-67
Jan. 2	Mercer	A	L	50-75
Jan. 6	GEORGE MASON	H	L	85-92
Jan. 8	UNC WILMINGTON	HC	L	65-87
Jan. 13	Baptist	A	W	100-78
Jan. 20	Stetson	A	L	99-105 OT
Jan. 22	ATLANTIC CHRISTIAN	H	W	68-56
Jan. 24	N.C. CENTRAL	RCC	W	89-77
Jan. 27	NORTHWESTERN ST.	RCC	W	67-64
Jan. 29	NORTH CAROLINA A&T	RCC	L	50-53

Jan. 31	James Madison	A	L	64-69
Feb. 1	Virginia Military	A	L	74-78
Feb. 5	PEMBROKE STATE	H	W	106-87
Feb. 7	CLEVELAND STATE	RCC	L	81-88
Feb. 10	SAMFORD	HC	W	88-73
Feb. 12	North Carolina A&T	A	L	67-70
Feb. 21	NORTHEAST LOUISIANA	H	W	70-69
Feb. 24	GEORGIA SOUTHERN	RCC	W	79-77 OT
Feb. 26	Georgia Tech	A	L	61-83
				1924-1969

1979-80 (Won 15, Lost 12)

Coach Danny Roberts

Dec. 1	Virginia Tech	A	L	62-87
Dec. 3	Howard	A	L	68-73
Dec. 8	METHODIST	H	W	81-58
Dec. 17	EAST TENNESSEE ST.	RCC	L	70-72
Dec. 19	North Carolina State A	L	71-100	
Dec. 28	+Florida A&M	CSC	W	90-62
Dec. 29	+North Carolina A&T	A	W	73-64
Jan. 5	JAMES MADISON	RCC	L	53-60
Jan. 7	GEORGE MASON	H	W	91-77
Jan. 9	Baptist	A	W	77-60
Jan. 12	PFEIFFER	RCC	W	76-53
Jan. 14	BAPTIST	H	W	57-47
Jan. 17	George Mason	A	W	62-58
Jan. 19	UNC WILMINGTON	RCC	L	70-76
Jan. 23	Atlantic Christian	A	W	81-75
Jan. 26	Cleveland State	A	L	64-76
Jan. 30	Georgia Southern	A	W	69-68
Feb. 2	COASTAL CAROLINA	H	W	88-66
Feb. 4	PEMBROKE STATE	H	W	59-52
Feb. 9	Samford	A	W	82-75 OT
Feb. 11	UNC Wilmington	A	L	59-70
Feb. 13	NORTH CAROLINA A&T	HC	W	72-65
Feb. 18	James Madison	A	L	71-88
Feb. 20	ARKANSAS-LITTLE ROCK	RCC	L	60-74
Feb. 23	GEORGIA SOUTHERN	HC	W	86-76
Feb. 25	Arkansas-Little Rock A	L	62-63	
Feb. 27	East Carolina	A	L	52-53
+ Aggie Holiday Classic				1906-1848

1980-81 (Won 11, Lost 16)

Coach Danny Roberts

Dec. 1	HIGH POINT	H	L	36-48
Dec. 4	*Towson State	A	L	61-69
Dec. 5	*Baltimore	TC	L	71-86
Dec. 8	METHODIST	H	W	97-75
Dec. 13	North Carolina State A	L	56-82	
Dec. 15	Providence	A	L	64-93
Jan. 3	East Carolina	A	L	65-75
Jan. 5	BAPTIST	H	W	77-60
Jan. 7	CLEVELAND STATE	RCC	W	79-73
Jan. 12	WINGATE	H	W	87-81
Jan. 14	HOWARD	RCC	W	55-54
Jan. 17	UNC WILMINGTON	RCC	L	64-74
Jan. 21	ATLANTIC CHRISTIAN	H	W	79-76
Jan. 24	NORTHERN IOWA	H	L	64-65
Jan. 26	LIBERTY BAPTIST	H	W	94-83
Jan. 29	Western Carolina	A	L	65-100
Jan. 31	George Mason	A	L	62-79
Feb. 2	ARKANSAS-LITTLE ROCK	RCC	L	59-60
Feb. 4	EAST CAROLINA	RCC	L	59-81
Feb. 9	PEMBROKE STATE	H	W	89-82
Feb. 11	Baptist	A	L	64-66
Feb. 17	North Carolina A&T	A	L	53-72
Feb. 19	VIRGINIA MILITARY	H	W	89-65
Feb. 21	Arkansas-Little Rock	A	L	61-62
Feb. 23	UNC Wilmington	A	L	49-64
Feb. 25	GEORGE MASON	H	W	92-82
Feb. 27	Northern Iowa	A	W	65-64 OT
* Crab Cake Festival				1856-1971

1981-82 (Won 11, Lost 16)

Coach Danny Roberts

Nov. 28	North Carolina State	A	L	53-68
Nov. 30	WISCONSIN-GREEN BAY	H	W	59-51
Dec. 4	&Towson State	NCW	W	57-51
Dec. 5	&Baltimore	NCW	L	48-52
Dec. 7	East Carolina	A	L	61-66
Dec. 16	UNC Charlotte	A	L	69-71
Jan. 2	Illinois-Chicago	A	L	69-71
Jan. 4	ELON	H	W	83-69
Jan. 8	-Bethune Cookman	A	W	58-57 OT
Jan. 9	-Baltimore	JF	L	51-67
Jan. 11	EASTERN ILLINOIS	H	L	71-78
Jan. 13	WESTERN ILLINOIS	H	W	74-62
Jan. 16	Baptist	A	L	57-64
Jan. 18	METHODIST	H	W	85-66
Jan. 20	EAST CAROLINA	RCC	W	62-60
Jan. 28	GREENSBORO	H	W	61-55
Jan. 30	UNC WILMINGTON	RCC	W	54-53 OT
Feb. 1	WESTERN CAROLINA	RCC	L	60-87
Feb. 3	JAMES MADISON	RCC	L	47-55
Feb. 6	UNC Wilmington	A	L	63-69
Feb. 9	BAPTIST	H	W	58-46
Feb. 13	Marshall	A	L	66-105
Feb. 15	Howard	A	L	71-80
Feb. 20	ILLINOIS-CHICAGO	H	W	70-57
Feb. 22	James Madison	A	L	46-79
Feb. 24	Western Carolina	A	L	53-64
Mar. 1	Wisconsin-Green Bay A	L	51-58	
&Seahawk Shootout				1657-1761
-Citrus Tournament				

1982-83 (Won 11, Lost 17)

Coach Danny Roberts

Nov. 26	Richmond	A	L	53-70
Dec. 3	*Towson State	A	L	46-49
Dec. 4	*Baltimore	TC	W	64-61
Dec. 11	PEMBROKE STATE	H	W	64-53
Dec. 15	Clemson	A	L	59-76
Dec. 17	Western Carolina	A	L	46-61
Jan. 1	LIBERTY BAPTIST	H	W	58-50
Jan. 3	Wisconsin-Green Bay A	L	51-63	
Jan. 4	Maryland-Eastern Shore	BCA	W	73-69
Jan. 8	The Citadel	WC	L	50-68
Jan. 10	EAST CAROLINA	CCCC	L	54-67
Jan. 12	BAPTIST	H	L	69-71 2OT
Jan. 15	BROOKLYN	H	W	65-64 OT
Jan. 17	UNC CHARLOTTE	CCCC	L	67-80
Jan. 22	East Carolina	A	L	55-73
Jan. 24	METHODIST	H	W	78-66
Jan. 27	WISCONSIN-GREEN BAY	CCCC	W	50-49 OT
Jan. 31	Eastern Illinois	A	L	62-71
Feb. 2	Western Illinois	A	L	62-80
Feb. 7	UNC WILMINGTON	CCCC	L	50-57
Feb. 9	HOWARD	H	W	72-65
Feb. 14	ELON	H	W	83-68
Feb. 19	Baptist	A	L	54-73
Feb. 21	WESTERN CAROLINA	CCCC	L	55-65
Feb. 23	UNC Wilmington	A	L	47-63
Feb. 26	Brooklyn	A	W	80-74 OT
Feb. 28	APPALACHIAN STATE	CCCC	W	59-57 OT
Mar. 5	Appalachian State A	L	60-74	
*Crab Cake Festival				1686-1837

Jerry Smith

(1983-85)

Record: 15-40 / 2 years


1983-84 (Won 10, Lost 18)

Coach Jerry Smith

Nov. 26	East Carolina	A	L	66-75
---------	---------------	---	---	-------

Year-by-Year Results: 1951-2009

Dec. 2	-- MONMOUTH	CCCC	W	71-69	OT
Dec. 3	-- TOWSON STATE	CCCC	W	81-60	
Dec. 9	*James Madison	A	L	61-63	OT
Dec. 10	*Northern Illinois	JMU	L	61-72	
Dec. 13	UNC Charlotte	A	L	65-81	
Dec. 15	Monmouth	A	L	73-77	
Dec. 19	AUGUSTA	CCCC	W	76-74	
Dec. 30	North Carolina State	A	L	65-80	
Jan. 4	METHODIST	CCCC	L	52-56	
Jan. 7	Stetson	A	L	58-76	
Jan. 9	Bethune-Cookman	A	L	55-57	
Jan. 14	WESTERN CAROLINA	CCCC	W	74-68	
Jan. 16	UNC WILMINGTON	CCCC	W	62-58	
Jan. 19	BETHUNE-COOKMAN	CCCC	W	64-58	
Jan. 21	South Carolina	A	L	57-77	
Jan. 23	RICHMOND	CCCC	L	60-73	
Jan. 26	Western Carolina	A	L	78-87	
Jan. 30	Baptist	A	L	58-82	
Feb. 4	Augusta	A	W	68-61	OT
Feb. 6	APPALACHIAN STATE	CCCC	W	57-56	OT
Feb. 11	BAPTIST	CCCC	W	81-68	
Feb. 13	Navy	A	L	61-85	
Feb. 18	PEMBROKE STATE	CCCC	L	71-73	
Feb. 20	UNC Wilmington	A	L	58-65	
Feb. 25	Appalachian State	A	L	58-78	
Feb. 29	EAST CAROLINA	CCCC	W	73-63	OT
Mar. 3	Clemson	A	L	52-62	
-- Olde Fayetteville Classic 1816-1954					
*James Madison Invitational Tournament					



Clarence Grier

1984-85 (Won 5, Lost 22)

Coach Jerry Smith

Nov. 24	#13 North Carolina St.	A	L	54-94	
Nov. 30	\$\$Clemson	A	L	55-90	
Dec. 1	\$\$Houston	LC	L	64-73	
Dec. 8	METHODIST	H	W	67-60	
Dec. 10	Richmond	A	L	58-74	
Dec. 13	EAST CAROLINA	CCCC	L	56-58	
Dec. 17	Southern Methodist	A	L	70-90	
Dec. 18	Texas Christian	A	L	42-58	
Dec. 20	Baylor	A	L	71-91	
Dec. 22	Georgia Southern	A	L	50-54	
Jan. 2	GEORGIA SOUTHERN	CCCC	L	63-71	
Jan. 4	Radford	WC	L	48-52	
Jan. 12	WINTHROP	CCCC	W	44-41	
Jan. 14	RADFORD	CCCC	L	57-81	
Jan. 16	Western Carolina	A	L	63-84	
Jan. 18	AUGUSTA	CCCC	L	63-69	
Jan. 26	Winthrop	A	L	68-70	
Jan. 28	BAPTIST	CCCC	W	66-60	
Feb. 2	UNC WILMINGTON	CCCC	L	51-67	
Feb. 6	Augusta	A	L	67-81	
Feb. 9	CENTRAL FLORIDA	CCCC	L	59-69	
Feb. 14	Baptist	A	L	72-80	
Feb. 16	COASTAL CAROLINA	CCCC	W	76-73	
Feb. 18	UNC Wilmington	A	L	66-74	
Feb. 23	Radford	A	L	62-68	
Feb. 27	East Carolina	A	W	60-58	
Mar. 4	NAVY	CCCC	L	63-84	
\$\$ IPTAY Invitational Tournament 1635-1924					

Billy Lee (1985-2004)

Record: 216-286 / 18 years

1985-86 (Won 8, Lost 19, 3-5 Big South)

Coach Billy Lee

Nov. 25	East Carolina	A	L	62-69	
Nov. 30	Methodist	MO	W	64-48	
Dec. 7	UNC Wilmington	A	L	60-83	
Dec. 12	Howard	A	L	55-58	
Dec. 14	Delaware State	A	W	68-61	

Dec. 16	Brooklyn	A	L	47-64	
Dec. 20	\$Alabama-Birmingham	A	L	46-86	
Dec. 21	\$Mississippi	BC	L	44-61	
Jan. 2	CENTRAL CONNECTICUT	CCCC	W	73-59	
Jan. 4	HOWARD	H	L	47-49	
Jan. 6	DELAWARE STATE	H	W	76-64	
Jan. 8	EAST CAROLINA	CCCC	L	47-58	
Jan. 11	RADFORD*	CCCC	L	56-60	
Jan. 16	BAPTIST*	CCCC	L	61-77	
Jan. 18	Augusta*	A	W	64-58	
Jan. 20	BROOKLYN	H	W	84-72	
Jan. 22	UNC WILMINGTON	CCCC	L	62-75	
Jan. 29	NORTH CAROLINA A&T	CCCC	L	46-47	
Feb. 1	Central Florida	A	L	56-68	
Feb. 3	AUGUSTA*	CCCC	W	70-65	
Feb. 5	North Carolina A&T	A	L	59-84	
Feb. 10	WINTHROP*	CCCC	L	58-69	
Feb. 15	Radford*	A	L	47-54	
Feb. 19	COASTAL CAROLINA*CCCC	W	49-48		
Feb. 24	Western Carolina	A	L	59-61	
Feb. 27	Baptist*	A	L	63-76	
Big South Conference Tournament					
Mar. 3	Augusta	SAV	L	55-67	
\$ UAB Classic 1578-1741					

1986-87 (Won 17, Lost 13, 10-4 Big South)

Coach Billy Lee

Dec. 1	METHODIST	H	W	105-74	
Dec. 3	MOUNT OLIVE	H	W	91-84	
Dec. 6	East Carolina	A	L	60-76	
Dec. 8	Howard	A	L	73-76	
Dec. 13	AVERETT	H	W	84-64	
Dec. 17	EAST CAROLINA	CCCC	L	77-88	OT
Dec. 19	%Central Florida	A	L	82-88	
Dec. 20	%Long Island	VCC	L	93-94	
Jan. 3	WESTERN CAROLINA	CCCC	L	63-79	
Jan. 5	WINTHROP*	CCCC	W	61-58	
Jan. 7	VIRGINIA WESLEYAN	H	W	87-62	
Jan. 10	Augusta*	A	W	68-57	
Jan. 17	BAPTIST*	H	L	72-86	
Jan. 19	ARMSTRONG STATE*	CCCC	W	87-74	
Jan. 21	UNC Wilmington	A	L	60-62	
Jan. 24	Winthrop*	A	W	79-63	

Jan. 26	COASTAL CAROLINA*CCCC	W	75-59		
Jan. 31	UNC Asheville*	A	L	70-78	
Feb. 2	RADFORD*	CCCC	W	75-71	
Feb. 4	Western Carolina	A	L	49-71	
Feb. 7	Coastal Carolina*	A	L	77-82	
Feb. 9	AUGUSTA*	CCCC	W	76-64	
Feb. 14	Armstrong State*	A	W	82-79	
Feb. 16	Baptist*	A	L	77-80	
Feb. 18	UNC WILMINGTON	CCCC	W	69-67	OT
Feb. 21	UNC ASHEVILLE*	H	W	70-61	
Feb. 23	Radford*	A	W	80-77	
Big South Conference Tournament					
Feb. 26	Armstrong State	A	W	92-86	
Feb. 27	UNC Asheville	SAV	W	79-76	
Feb. 28	Baptist	SAV	L	63-64	
%Merrill Lynch Classic 2276-2200					

1987-88 (Won 11, Lost 16, 3-9 Big South)

Coach Billy Lee

Nov. 30	AVERETT	H	W	95-64	
Dec. 2	METHODIST	H	W	133-84	
Dec. 4	%Florida International	UCF	W	90-74	
Dec. 5	%Central Florida	A	W	91-82	
Dec. 8	East Carolina	A	L	54-61	
Dec. 15	Wake Forest	A	L	63-89	
Dec. 19	HOWARD	H	W	73-63	
Jan. 2	Western Carolina	A	L	68-69	
Jan. 4	WINTHROP*	CCCC	L	55-68	
Jan. 7	LIBERTY	H	W	72-62	
Jan. 14	UNC WILMINGTON	CCCC	L	50-66	
Jan. 16	Baptist*	A	W	77-67	
Jan. 18	CENTRAL WESLEYAN	H	W	68-58	
Jan. 20	South Carolina	A	L	71-88	
Jan. 23	Winthrop*	A	L	60-67	
Jan. 26	AUGUSTA*	H	W	67-64	
Jan. 30	UNC Asheville*	A	L	73-91	
Feb. 1	EAST CAROLINA	CCCC	W	77-50	
Feb. 4	Coastal Carolina*	A	L	59-93	
Feb. 8	Augusta*	A	L	59-73	
Feb. 11	RADFORD*	CCCC	L	84-95	3OT
Feb. 15	BAPTIST*	H	L	67-84	
Feb. 18	UNC Wilmington	A	L	43-46	
Feb. 20	UNC ASHEVILLE*	H	W	78-60	
Feb. 22	Radford*	A	L	56-69	
Feb. 27	COASTAL CAROLINA*H	L	60-74		
Big South Conference Tournament					
Mar. 3	Baptist	WC	L	61-69	
%Merrill Lynch Classic 1904-1933					

1988-89 (Won 18, Lost 12, 8-4 Big South)

Coach Billy Lee

Nov. 29	ST. ANDREWS	H	W	90-64	
Dec. 1	FERRUM	H	W	81-52	
Dec. 3	East Carolina	A	L	72-86	
Dec. 5	RICHMOND	CCCC	W	71-68	
Dec. 10	Wake Forest	A	L	62-101	
Dec. 17	UNC Wilmington	A	L	61-73	
Dec. 19	Loyola (MD)	A	L	75-80	
Jan. 5	WESTERN CAROLINA	CCCC	L	53-66	
Jan. 7	Augusta*	A	L	75-88	
Jan. 9	DAVIDSON	CCCC	W	46-45	
Jan. 12	AVERETT	H	W	76-62	
Jan. 14	BAPTIST*	H	W	57-45	
Jan. 17	Liberty	A	L	68-73	
Jan. 21	WINTHROP*	CCCC	W	59-58	OT
Jan. 23	Davidson	A	W	63-50	
Jan. 26	METHODIST	H	W	91-68	
Jan. 28	UNC ASHEVILLE*	H	W	82-71	
Jan. 30	Radford*	A	L	66-71	
Feb. 2	COASTAL CAROLINA*H	W	70-63		
Feb. 6	AUGUSTA*	H	W	99-62	
Feb. 11	Winthrop*	A	W	69-62	

Feb. 13	Baptist*	A	L	75-90	
Feb. 16	EAST CAROLINA	CCCC	L	60-65	
Feb. 18	UNC Asheville*	A	L	61-76	
Feb. 20	RADFORD*	CCCC	W	90-64	
Feb. 22	UNC WILMINGTON	CCCC	W	67-53	
Feb. 25	Coastal Carolina*	A	W	67-53	
Big South Conference Tournament					
Mar. 2	Augusta	WC	W	90-84	
Mar. 3	Winthrop	A	W	78-55	
Mar. 4	UNC Asheville	WC	L	78-93	
2152-2054					

1989-90 (Won 15, Lost 13, 7-5 Big South)

Coach Billy Lee

Nov. 25	UNC Wilmington	A	L	57-73	
Nov. 27	PFEIFFER	H	W	85-75	
Dec. 1	@Jacksonville	A	L	67-87	
Dec. 2	@Stetson	JAX	L	63-77	
Dec. 5	LOYOLA (MD)	H	W	67-62	
Dec. 9	Wake Forest	A	L	43-77	
Dec. 14	East Carolina	A	L	62-72	
Dec. 16	College of Charleston	A	W	56-53	
Jan. 6	AUGUSTA*	H	W	81-61	
Jan. 8	Davidson	A	W	81-54	
Jan. 13	Baptist*	A	W	77-69	
Jan. 15	COL. OF CHARLESTON	H	L	67-84	
Jan. 18	Winthrop*	A	L	83-94	
Jan. 22	LIBERTY	H	W	76-72	
Jan. 25	Western Carolina	A	L	73-85	
Jan. 27	UNC Asheville*	ACC	L	63-97	
Jan. 29	RADFORD*	CCCC	W	87-66	
Feb. 1	Coastal Carolina*	A	L	62-85	
Feb. 3	DAVIDSON	CCCC	W	66-56	
Feb. 5	Augusta*	A	W	68-57	
Feb. 8	EAST CAROLINA	CCCC	W	59-50	
Feb. 10	WINTHROP*	CCCC	W	88-81	
Feb. 12	BAPTIST*	H	L	72-86	
Feb. 15	UNC WILMINGTON	CCCC	W	83-81	2OT
Feb. 17	UNC ASHEVILLE*	H	W	84-72	
Feb. 19	Radford*	A	L	60-72	
Feb. 24	COASTAL CAROLINA*H	W	66-56		
Big South Conference Tournament					
Mar. 1	Radford	WC	L	44-68	
@Mazda Gator Bowl Classic 1940-2022					

1990-91 (Won 9, Lost 19, 3-11 Big South)

Coach Billy Lee

Nov. 24	HOWARD	H	W	82-81	
Nov. 26	UNC Wilmington	A	L	62-75	
Nov. 30	+Ball State	A	L	55-85	
Dec. 1	+U.S. International	VG	L	67-72	
Dec. 3	LIMESTONE	H	W	98-86	
Dec. 12	Howard	A	W	74-73	
Dec. 15	East Carolina	A	L	55-86	
Jan. 5	Augusta*	A	L	51-57	
Jan. 7	WESTERN CAROLINA	CCCC	W	85-73	
Jan. 10	UNC WILMINGTON	CCCC	L	59-80	
Jan. 12	CHARLESTON SOUTHERN*H	L	64-81		
Jan. 14	DAVIDSON*	CCCC	L	53-59	
Jan. 17	UNC GREENSBORO	H	W	88-67	
Jan. 19	Winthrop*	A	L	69-78	
Jan. 21	CO. OF CHARLESTON	H	W	59-53	
Jan. 24	COASTAL CAROLINA*H	L	62-75		
Jan. 26	UNC ASHEVILLE*	H	W	72-58	
Jan. 28	Radford*	A	L	45-66	
Feb. 2	College of Charleston	A	L	55-56	OT
Feb. 4	AUGUSTA*	H	W	70-67	
Feb. 9	WINTHROP*	CCCC	L	58-71	
Feb. 11	Charleston Southern*	A	L	55-82	
Feb. 14	EAST CAROLINA	CCCC	L	52-55	
Feb. 16	UNC Asheville*	A	W	62-61	
Feb. 18	RADFORD*	CCCC	L	60-63	

Year-by-Year Results: 1951-2009

Feb. 20	Davidson *	A	L	58-73
Feb. 23	Coastal Carolina *	A	L	58-91
Big South Conference Tournament				
Feb. 28	Coastal Carolina	ACO	L	46-83
+Cardinal Varsity Club Classic 1774-2007				

Big South Conference Tournament				
Mar. 4	Maryland Baltimore Co. NC	L	67-85	
@ Louisiana Classics 1923-1988				

1993-94 (Won 20, Lost 9, 12-4 Big South)

Coach Billy Lee				
Nov. 29	METHODIST	CCCC	W	80-59
Dec. 4	North Carolina State	A	W	72-69 OT
Dec. 6	East Carolina	A	L	55-73
Dec. 18	EAST CAROLINA	CCCC	L	72-75 OT
Dec. 21	UNC Wilmington	A	L	72-74
Jan. 3	FERRUM	H	W	114-62
Jan. 6	CHARLESTON SOUTHERN *	H	W	73-70
Jan. 8	UNC GREENSBORO	H	W	68-58
Jan. 10	WILLIAM & MARY	CCCC	W	71-50
Jan. 12	South Carolina	A	W	73-72 OT
Jan. 15	Winthrop *	A	W	94-73
Jan. 17	UNC ASHEVILLE *	H	W	74-66
Jan. 20	Radford *	A	L	67-79
Jan. 22	TOWSON STATE *	H	W	76-55
Jan. 24	MD. BALTIMORE CO. *	H	W	77-67
Jan. 27	LIBERTY *	H	W	63-60
Jan. 29	Coastal Carolina *	A	L	71-74
Feb. 3	Liberty *	A	L	55-60
Feb. 10	Charleston Southern *	A(NC)	W	86-73
Feb. 12	WINTHROP *	H	W	70-53
Feb. 14	UNC Asheville *	A	W	45-44
Feb. 17	RADFORD *	H	W	73-56
Feb. 19	Towson State *	A	L	72-87
Feb. 21	Maryland Baltimore Co. *	A	W	83-72
Feb. 24	UNC Greensboro	A	L	58-71
Feb. 26	COASTAL CAROLINA *	H	W	74-68


Big South Conference Tournament				
Mar. 4	Winthrop	NC	W	79-71
Mar. 5	Radford	NC	W	72-61
Mar. 7	Liberty	NC	L	62-76
2101-1928				

1994-95 (Won 8, Lost 18, 4-12 TAAC)

Coach Billy Lee				
Nov.26	Richmond	A	W	84-60
Nov.29	UNC WILMINGTON	CCCC	L	60-75
Dec.1	METHODIST	H	W	76-68
Dec.3	UNC GREENSBORO	CCCC	L	52-72
Dec.6	EAST CAROLINA	CCCC	W	74-56
Dec.15	TENNESSEE WESLEYAN	H	W	56-43
Dec.17	Evansville	A	L	45-97
Dec.19	Indiana State	A	L	72-94
Jan.2	COL. OF CHARLESTON *	H	L	48-72
Jan.7	Stetson *	A	L	58-78
Jan.9	MERCER *	H	L	55-77
Jan.14	College of Charleston *	A	L	49-53
Jan.16	East Carolina	A	L	70-94
Jan.21	Centenary *	A	L	64-72
Jan.23	Southeastern Louisiana *	A	W	52-51
Jan.28	FLORIDA INTERNATIONAL *	H	W	55-54
Jan.30	CENTRAL FLORIDA *	H	W	73-61
Feb.2	Samford *	A	L	55-73
Feb.4	Georgia State *	A	L	66-77
Feb.9	SAMFORD *	H	L	55-73
Feb.11	GEORGIA STATE *	CCCC	L	64-82
Feb.16	Central Florida *	A	L	62-82
Feb.18	Florida International *	A	L	72-84
Feb.20	South Carolina	A	L	51-85
Feb.23	SOUTHEASTERN LOUISIANA *	H	W	68-63
Feb.25	CENTENARY *	CCCC	L	67-81
1612-1878				

1995-96 (Won 17, Lost 11, 11-5 TAAC)

Coach Billy Lee				
Nov.25	RICHMOND	CCCC	L	62-69
Nov.27	Georgia Tech	OM (A) L	76-87	



Dennis Hurst

Dec. 2	UNC Greensboro	A	L	60-69
Dec. 4	ST. ANDREWS	H	W	88-57
Dec.13	METHODIST	H	W	68-50
Dec.16	UNC Wilmington	A	W	74-52
Dec.18	East Carolina	A	L	57-62
Dec.30	Clemson	A	L	43-67
Jan. 4	GEORGIA STATE *	H	W	60-57
Jan. 6	MERCER *	H	W	60-57
Jan.11	Samford *	A	L	58-62 OT
Jan.13	JACKSONVILLE STATE *	H	W	73-62
Jan.15	HAMPTON	H	W	63-62
Jan.18	Florida International *	A	W	69-66
Jan.20	Florida Atlantic *	A	W	75-69
Jan.24	WOFFORD	H	W	78-62
Jan.27	COL. OF CHARLESTON *	H	L	74-76
Feb. 1	STETSON *	H	L	62-75
Feb. 3	CENTRAL FLORIDA *	H	L	58-79
Feb. 5	College of Charleston *	A	L	45-58
Feb. 8	Stetson *	A	W	53-50
Feb.10	Central Florida *	A	W	70-69
Feb.15	FLORIDA ATLANTIC *	H	W	68-66
Feb.17	FLORIDA INTERNATIONAL *	H	W	64-57
Feb.22	Centenary *	A	W	75-58
Feb.24	Southeastern Louisiana *	A	W	69-65
TAAC Tournament				
Feb.29	Stetson	A	W	67-59
Mar. 1	Central Florida	EC	L	71-80
1840-1802				

1996-97 (Won 11, Lost 16, 8-8 TAAC)

Coach Billy Lee				
Nov.27	CLINCH VALLEY	H	W	72-41
Dec. 2	EAST CAROLINA	CCCC	L	60-83
Dec. 12	TUSCULUM	H	W	93-74
Dec. 14	UNC Wilmington	A	L	61-63
Dec. 19	Richmond	A	L	54-69
Dec. 21	#2 Wake Forest	A	L	53-90
Dec. 27	Boise State	A	L	41-72
Dec. 28	Idaho State	BSU	L	75-88
Jan. 2	Georgia State *	A	W	65-64
Jan. 4	Mercer *	A	W	68-56
Jan. 9	SAMFORD *	H	W	60-41
Jan. 11	Jacksonville State *	A	L	60-76

Jan. 13	Duke	A	L	59-84
Jan. 16	FLORIDA INTERNATIONAL *	H	L	64-90
Jan. 18	FLORIDA ATLANTIC *	H	W	61-55
Jan. 20	Wofford	A	W	84-70
Jan. 23	College of Charleston *	A	L	52-77
Jan. 30	Stetson *	A	W	80-66
Feb. 1	Central Florida *	A	L	69-84
Feb. 3	COL. OF CHARLESTON *	H	L	58-97
Feb. 6	STETSON *	H	W	78-66
Feb. 8	CENTRAL FLORIDA *	H	W	82-76 OT
Feb. 13	Florida Atlantic *	A	L	50-52
Feb. 15	Florida International *	A	L	78-83
Feb. 20	CENTENARY *	H	L	61-63
Feb. 22	SOUTHEASTERN LOUISIANA *	H	W	77-66
TAAC Tournament				
Feb. 27	Southeastern Louisiana JKA	L	55-61	
1770-1907				

1997-98 (Won 10, Lost 17, 4-12 TAAC)

Coach Billy Lee				
Nov.22	MARY WASHINGTON	H	W	84-53
Nov.25	Coastal Carolina	A	W	69-58
Nov.28	CHARLESTON SOUTHERN	Crown W	74-60	
Nov.29	UNC WILMINGTON	Crown L	48-67	
Dec. 1	Minnesota	A	L	57-67
Dec. 6	East Carolina	A	L	62-73
Dec. 18	WINTHROP	H	W	74-58
Dec. 20	RICHMOND	H	L	49-71
Dec. 30	WINGATE	H	W	53-41
Jan. 3	Troy State *	A	L	61-67
Jan. 5	CENTENARY *	H	W	95-89 OT
Jan. 8	Jacksonville State *	A	W	83-82
Jan. 10	Samford *	A	L	56-70
Jan. 12	BELMONT	H	W	74-60
Jan. 15	FLORIDA ATLANTIC *	H	L	63-70
Jan. 17	FLORIDA INTERNATIONAL *	H	L	80-103
Jan. 22	Stetson *	A	L	60-82
Jan. 24	Central Florida *	A	W	68-64
Jan. 29	College of Charleston *	A	L	39-65
Jan. 31	GEORGIA STATE *	H	L	58-82
Feb. 2	MERCER *	H	W	63-59
Feb. 7	COLLEGE OF CHARLESTON *	H	L	49-62
Feb. 12	Florida International *	A	L	43-96
Feb. 14	Florida Atlantic *	A	L	73-83
Feb. 19	CENTRAL FLORIDA *	H	L	52-82
Feb. 21	STETSON *	H	L	75-78
TAAC Tournament				
Feb. 26	College of Charleston A	L	64-78	
1726-1921				

1998-99 (Won 9, Lost 18, 6-10 TAAC)

Coach Billy Lee				
Nov. 14	Richmond	A	L	59-65
Nov. 18	North Carolina State	A	L	36-87
Nov. 21	EAST CAROLINA	Crown L	49-77	
Nov. 24	COASTAL CAROLINA	H	W	90-81
Nov. 28	MARS HILL	H	W	88-66
Dec. 2	UNC Wilmington	A	L	50-59
Dec. 5	Winthrop	A	L	58-64
Dec. 17	Belmont	A	L	39-58
Dec. 19	Vanderbilt	A	L	46-90
Dec. 28	UNC ASHEVILLE	H	W	75-68 OT
Jan. 2	Central Florida *	A	L	52-76
Jan. 4	Florida Atlantic *	A	W	72-70
Jan. 7	CENTRAL FLORIDA *	H	L	79-90
Jan. 9	FLORIDA ATLANTIC *	H	W	86-70
Jan. 14	Georgia State *	A	L	64-87
Jan. 16	Mercer *	A	W	59-56
Jan. 21	SAMFORD *	H	L	69-78
Jan. 23	JACKSONVILLE STATE *	H	W	73-60
Jan. 28	STETSON *	H	L	67-83
Jan. 30	JACKSONVILLE *	H	W	66-61

Year-by-Year Results: 1951-2009

Feb. 4	Troy State *	A	L	82-87
Feb. 6	Centenary *	A	L	56-65
Feb. 13	Jacksonville State *	A	L	60-68
Feb. 15	Samford *	A	L	49-56
Feb. 18	GEORGIA STATE *	H	W	80-73
Feb. 20	TROY STATE *	H	L	66-72
	TAAC Tournament			
Feb. 25	Samford	JAX	L	51-67
				1721-1934

1999-00 (Won 12, Lost 16, 10-8 TAAC)

Coach Billy Lee

Nov. 20	Wake Forest	A	L	45-87
Nov. 27	UNC WILMINGTON	CCCC	L	60-73
Nov. 30	HIGH POINT	H	L	64-90
Dec. 3	ELON	H	L	56-59
Dec. 6	Samford *	A	L	39-71
Dec. 16	WINTHROP	H	W	62-58
Dec. 18	South Carolina	A	L	64-86
Dec. 20	Coastal Carolina	MBCC	L	79-91
Dec. 22	William & Mary	A	L	70-89
Dec. 30	MIDDLE TENNESSEE	H	W	73-66
Jan. 4	Georgia State *	A	W	69-64
Jan. 8	STETSON *	H	W	66-60
Jan. 10	JACKSONVILLE *	H	W	52-51
Jan. 13	Florida Atlantic *	A	W	72-61
Jan. 15	Central Florida *	A	L	63-90
Jan. 20	MERCER *	H	L	74-76
Jan. 22	TROY STATE *	H	L	59-73
Jan. 24	Jacksonville State *	A	W	54-51
Jan. 29	Mercer *	A	W	53-50
Jan. 31	Troy State *	A	L	64-69
Feb. 3	SAMFORD *	H	W	58-55
Feb. 5	JACKSONVILLE STATE *	H	L	60-80
Feb. 12	GEORGIA STATE *	H	L	64-66
Feb. 17	Jacksonville *	A	W	68-63
Feb. 19	Stetson *	A	W	67-61
Feb. 24	CENTRAL FLORIDA *	H	L	67-77
Feb. 26	FLORIDA ATLANTIC *	H	W	75-62
	TAAC Tournament			
Mar. 2	Samford	JAX	L	61-80
				1760-1959



Jamie Simmons

2000-01 (Won 7, Lost 21, 5-13 TAAC)

Coach Billy Lee

Nov. 18	UNC Asheville	A	W	85-70
Nov. 21	Winthrop	A	L	39-70
Nov. 25	#17 Wake Forest	A	L	47-86
Nov. 28	High Point	A	L	43-61
Nov. 30	Elon	A	L	57-74
Dec. 4	JACKSONVILLE STATE *	H	W	88-76 OT
Dec. 14	COASTAL CAROLINA	H	W	75-72
Dec. 18	Middle Tennessee	A	L	73-78
Dec. 20	SE Missouri State	A	L	54-81
Jan. 2	GEORGIA STATE *	H	L	67-77
Jan. 6	Jacksonville *	A	L	56-75
Jan. 8	Stetson *	A	L	59-66
Jan. 11	CENTRAL FLORIDA *	H	L	60-73
Jan. 13	FLORIDA ATLANTIC *	H	W	72-70
Jan. 18	Troy State *	A	L	71-89
Jan. 20	Mercer *	A	L	60-78
Jan. 22	SAMFORD *	H	L	61-76
Jan. 27	TROY STATE *	H	L	85-92 OT
Jan. 29	MERCER *	H	L	62-66
Feb. 1	Jacksonville State *	A	L	59-67
Feb. 3	Samford *	A	L	49-63
Feb. 10	Georgia State *	A	L	67-95
Feb. 12	WILLIAM & MARY	H	L	61-64
Feb. 15	STETSON *	H	L	71-76
Feb. 17	JACKSONVILLE *	H	W	78-68
Feb. 22	Florida Atlantic *	A	W	83-80
Feb. 24	Central Florida *	A	W	72-69
	TAAC Tournament			
Feb. 28	Florida Atlantic	GSU	L	65-70
				1819-2082

2001-02 (Won 8, Lost 19, 6-14 A-Sun)

Coach Billy Lee

Nov. 17	Louisiana State	A	L	59-83
Nov. 20	UNC PEMBROKE	H	W	93-77
Nov. 24	UNC ASHEVILLE	H	W	77-72 OT
Nov. 26	FURMAN	H	L	75-78
Nov. 29	Belmont *	A	L	78-90
Dec. 1	Furman	A	L	53-83
Dec. 12	Georgia State *	A	L	71-85
Dec. 19	TROY STATE *	H	L	81-88
Dec. 21	Coastal Carolina	A	L	56-67
Dec. 29	Florida State	A	L	47-93
Jan. 2	MERCER *	H	W	77-76 OT
Jan. 5	Central Florida *	A	L	86-99 OT
Jan. 7	Florida Atlantic *	A	L	60-77
Jan. 10	JACKSONVILLE *	H	L	53-67
Jan. 12	STETSON *	H	W	91-82
Jan. 17	Samford *	A	L	55-69
Jan. 19	Jacksonville State *	A	W	84-79
Jan. 23	GEORGIA STATE *	H	L	64-81
Jan. 26	SAMFORD *	H	W	56-53
Jan. 28	JACKSONVILLE STATE *	H	L	66-78
Feb. 2	Stetson *	A	L	69-72
Feb. 4	Jacksonville *	A	L	57-85
Feb. 7	FLORIDA ATLANTIC *	H	W	92-87
Feb. 9	CENTRAL FLORIDA *	H	W	86-84
Feb. 14	Troy State *	A	L	71-81
Feb. 16	Mercer *	A	L	85-88
Feb. 23	BELMONT *	H	L	67-84
				1909-2158

2002-03 (Won 5, Lost 22, 1-15 A-Sun)

Coach Billy Lee

Nov. 23	FRANCIS MARION	H	W	65-64
Nov. 26	Old Dominion	A	L	43-72
Nov. 30	COASTAL CAROLINA	H	W	65-49
Dec. 11	UNC Wilmington	A	L	36-68
Dec. 14	UNC Asheville	A	L	89-99 OT
Dec. 17	HIGH POINT	H	W	99-80

Dec. 21	East Carolina	Crown	L	61-86
Dec. 28	High Point	A	L	76-79
Dec. 30	WILLIAM & MARY	H	L	80-82
Jan. 4	Jacksonville State *	A	L	78-82
Jan. 6	Georgia State *	A	L	59-92
Jan. 9	SAMFORD *	H	L	53-62
Jan. 11	BELMONT *	H	L	63-73
Jan. 16	Lipscomb	A	L	55-80
Jan. 18	GARDNER-WEBB *	H	W	76-74
Jan. 23	Jacksonville *	A	L	51-65
Jan. 25	Stetson *	A	L	57-69
Jan. 30	MERCER *	H	L	62-77
Feb. 1	TROY STATE *	H	L	75-100
Feb. 4	CENTRAL FLORIDA *	H	L	69-98
Feb. 7	Florida Atlantic *	A	L	56-83
Feb. 12	LIPSCOMB	H	W	91-90 2OT
Feb. 14	Gardner-Webb *	A	L	69-81
Feb. 20	Belmont *	A	L	56-74
Feb. 22	Samford *	A	L	44-63
Feb. 27	GEORGIA STATE *	H	L	72-88
Mar. 1	JACKSONVILLE STATE *	H	L	56-68
				1756-2098

Robbie Laing (2003-present)
Record: 53-120 / 6 years

2003-04 (Won 3, Lost 24, 3-17 A-Sun)

Coach Robbie Laing

Nov. 22	East Carolina	A	L	54-93
Nov. 25	UNC GREENSBORO	H	L	66-78
Nov. 29	South Carolina	A	L	48-77
Dec. 1	UNC WILMINGTON	H	L	59-71
Dec. 9	UNC Greensboro	A	L	61-79
Dec. 15	CENTRAL FLORIDA *	H	L	61-68
Dec. 17	FLORIDA ATLANTIC *	H	L	86-99
Dec. 20	Coastal Carolina	A	L	55-84
Dec. 30	William & Mary	A	L	67-82
Jan. 3	TROY STATE *	H	L	73-107
Jan. 8	Georgia State *	A	L	68-89
Jan. 10	Mercer *	A	L	86-92
Jan. 14	GARDNER-WEBB *	H	L	62-79
Jan. 17	JACKSONVILLE *	H	W	85-73
Jan. 19	STETSON *	H	L	60-74
Jan. 22	Lipscomb *	A	L	61-78
Jan. 24	Belmont *	A	L	60-92
Jan. 28	Troy State *	A	L	82-120
Jan. 31	LIPSCOMB *	H	W	90-84
Feb. 2	BELMONT *	H	L	85-94
Feb. 5	Stetson *	A	L	72-75
Feb. 7	Jacksonville *	A	L	76-79
Feb. 12	MERCER *	H	W	69-66
Feb. 14	GEORGIA STATE *	H	L	67-90
Feb. 20	Gardner-Webb *	A	L	69-84
Feb. 26	Florida Atlantic *	A	L	80-95
Feb. 28	Central Florida *	A	L	56-106
				1858-2308

2004-05 (Won 2, Lost 25, 0-20 A-Sun)

Coach Robbie Laing

Nov. 19	Furman	A	L	52-64
Nov. 23	WILLIAM & MARY	H	W	75-62
Nov. 26	#17 North Carolina St.	A	L	44-99
Nov. 30	UNC Wilmington	A	L	52-75
Dec. 11	North Carolina A&T	A	W	68-67
Dec. 14	Florida Atlantic *	A	L	59-82
Dec. 16	Central Florida *	A	L	73-90
Dec. 23	Tennessee	A	L	49-90
Dec. 29	#8 Kentucky	A	L	50-82
Jan. 3	BELMONT *	H	L	71-78 OT
Jan. 5	LIPSCOMB *	H	L	56-60
Jan. 7	Gardner-Webb *	A	L	66-69

Jan. 13	Mercer *	A	L	72-90
Jan. 15	Georgia State *	A	L	68-92
Jan. 20	JACKSONVILLE *	H	L	57-61
Jan. 22	STETSON *	H	L	61-80
Jan. 24	Troy *	A	L	61-87
Jan. 29	Jacksonville *	A	L	65-78
Jan. 31	Stetson *	A	L	51-70
Feb. 3	MERCER *	H	L	77-83
Feb. 5	GEORGIA STATE *	H	L	73-78
Feb. 8	GARDNER-WEBB *	H	L	62-64
Feb. 12	TROY *	H	L	56-60
Feb. 17	Lipscomb *	A	L	65-71 OT
Feb. 19	Belmont *	A	L	63-81
Feb. 24	FLORIDA ATLANTIC *	H	L	83-89
Feb. 26	CENTRAL FLORIDA *	H	L	52-63
				1681-2065

2005-06 (Won 10, Lost 18, 9-11 A-Sun)

Coach Robbie Laing

Nov. 18	SAN DIEGO	H	L	81-90
Nov. 26	William & Mary	A	L	79-93
Nov. 28	FURMAN	H	L	78-79 OT
Dec. 1	STETSON *	H	W	84-70
Dec. 3	MERCER *	H	W	86-80
Dec. 14	NORTH CAROLINA A&T	H	W	93-72
Dec. 17	Evansville	A	L	71-83
Dec. 19	Indiana State	A	L	71-86
Dec. 22	Florida State	A	L	73-108
Jan. 2	Belmont *	A	L	91-102
Jan. 4	Lipscomb *	A	W	95-91
Jan. 7	EAST TENNESSEE ST. *	H	L	96-110
Jan. 9	KENNESAW STATE *	H	L	77-81
Jan. 13	Gardner-Webb *	A	W	79-76
Jan. 17	FLORIDA ATLANTIC *	H	L	88-97
Jan. 19	North Florida *	A	L	84-95
Jan. 21	Jacksonville *	A	W	87-75
Jan. 25	GARDNER-WEBB *	H	L	70-81
Jan. 28	NORTH FLORIDA *	H	W	93-75
Jan. 30	JACKSONVILLE *	H	W	91-77
Feb. 2	Florida Atlantic *	A	L	90-95
Feb. 9	East Tennessee St. *	A	L	81-89
Feb. 11	Kennesaw State *	A	W	86-78
Feb. 16	LIPSCOMB *	H	L	70-82
Feb. 18	BELMONT *	H	L	99-103 OT
Feb. 23	Stetson *	A	L	79-81
Feb. 25	Mercer *	A	W	71-69
	A-Sun Tournament			
Mar. 3	Belmont	MC	L	76-90
				2319-2408

2006-07 (Won 14, Lost 17, 7-11 A-Sun)

Coach Robbie Laing

Nov. 11	UNC PEMBROKE	H	W	106-66
Nov. 16	COASTAL CAROLINA	H	W	83-63
Nov. 20	UNC WILMINGTON	H	W	100-94
Nov. 25	Radford	A	L	80-87
Nov. 27	Appalachian State	A	L	71-84
Dec. 12	San Diego State	A	L	82-119
Dec. 14	San Diego	A	L	69-81
Dec. 18	RADFORD	H	W	101-88
Dec. 23	Virginia Tech	A	L	70-94
Dec. 30	OHIO VALLEY	H	W	107-65
Jan. 2	North Florida *	A	W	78-48
Jan. 4	Jacksonville *	A	L	71-90
Jan. 6	KENNESAW STATE *	H	W	88-85 2OT
Jan. 9	EAST TENNESSEE ST. *	H	L	76-100
Jan. 13	Mercer *	A	L	93-94
Jan. 15	Stetson *	A	L	73-82
Jan. 18	BELMONT *	H	W	79-67
Jan. 20	LIPSCOMB *	H	L	64-65
Jan. 25	NORTH FLORIDA *	H	W	54-49
Jan. 27	JACKSONVILLE *	H	W	84-74

Year-by-Year Results: 1951-2009

Jan. 30	Gardner-Webb *	A	L	55-64	Feb. 2	Mercer *	A	W	92-73
Feb. 2	Kennesaw State *	A	L	64-74	Feb. 6	BELMONT *	H	L	84-87
Feb. 5	East Tennessee St. *	A	L	57-87	Feb. 9	LIPSCOMB *	H	L	67-83
Feb. 8	STETSON *	H	W	104-82	Feb. 14	North Florida *	A	L	59-61
Feb. 10	MERCER *	H	L	80-81	Feb. 16	Jacksonville *	A	W	89-83
Feb. 15	Lipscomb *	A	L	64-67	Feb. 21	USC UPSTATE *	H	W	51-47
Feb. 17	Belmont *	A	L	68-92	Feb. 23	EAST TENNESSEE ST. *	H	W	68-62
Feb. 22	LONGWOOD	H	W	88-80	Feb. 27	STETSON *	H	W	73-56
Feb. 24	GARDNER-WEBB *	H	W	71-60		A-Sun Tournament			
	A-Sun Tournament				Mar. 5	Lipscomb	A	L	52-82
Mar. 1	Jacksonville	JC	W	90-85 OT					2164-2153
Mar. 2	Belmont	JC	L	63-79					
				2433-2446					

2007-08 (Won 10, Lost 20, 5-11 A-Sun)

Coach Robbie Laing

Nov. 10	COKER	H	W	76-47
Nov. 13	Coastal Carolina	A	L	76-85
Nov. 17	UNC ASHEVILLE	H	L	71-83
Nov. 21	APPALACHIAN STATE	H	L	64-71
Nov. 24	RADFORD	H	W	87-70
Nov. 28	South Carolina	A	L	52-92
Dec. 8	Radford	A	L	68-75
Dec. 13	UNC Asheville	A	L	76-79
Dec. 15	LIBERTY	H	W	73-70
Dec. 18	NORFOLK STATE	H	W	69-64
Dec. 28	Liberty	A	L	61-68
Jan. 3	LIPSCOMB *	H	L	79-86 OT
Jan. 5	BELMONT *	H	W	83-75
Jan. 10	East Tennessee St. *	A	L	69-74
Jan. 12	USC Upstate *	A	W	66-59
Jan. 15	Longwood	A	W	82-80
Jan. 18	GARDNER-WEBB *	H	W	93-73
Jan. 24	FLORIDA GULF COAST *	H	L	73-78
Jan. 26	STETSON *	H	L	52-57
Jan. 31	Jacksonville *	A	L	66-77
Feb. 2	North Florida *	A	W	78-74 OT
Feb. 7	KENNESAW STATE *	H	W	75-55
Feb. 9	Mercer *	A	L	70-75
Feb. 13	LONGWOOD	H	L	80-83
Feb. 16	Gardner-Webb *	A	L	70-86
Feb. 21	USC UPSTATE *	H	L	58-79
Feb. 23	EAST TENNESSEE ST. *	H	L	87-96
Feb. 28	Belmont *	A	L	64-75
Mar. 1	Lipscomb *	A	L	60-76
	A-Sun Tournament			
Mar. 5	Belmont	AA	L	66-77
				2144-2237

2008-09 (Won 14 Lost 16, 11-9 A-Sun)

Coach Robbie Laing

Nov. 15	CHOWAN	H	W	79-64
Nov. 19	East Carolina	A	L	65-86
Nov. 22	UNC ASHEVILLE	H	W	94-57
Nov. 24	VIRGINIA MILITARY	H	L	92-97
Nov. 29	Appalachian State	A	L	66-79
Dec. 9	Virginia Military	A	L	76-88
Dec. 13	Florida Gulf Coast *	A	L	68-72
Dec. 15	Stetson *	A	L	56-63
Dec. 20	UNC PEMBROKE	H	W	91-67
Dec. 29	Chicago State	NUCF	L	89-98
Dec. 30	Penn	NUCF	L	67-78
Jan. 3	MERCER *	H	W	72-57
Jan. 5	KENNESAW STATE *	H	W	77-67
Jan. 8	Lipscomb *	A	W	69-68
Jan. 10	Belmont *	A	L	54-87
Jan. 17	JACKSONVILLE *	H	L	63-76
Jan. 19	NORTH FLORIDA *	H	W	61-57
Jan. 22	East Tennessee St. *	A	L	60-79
Jan. 24	USC Upstate *	A	L	65-73
Jan. 28	FLORIDA GULF COAST *	H	W	78-62
Jan. 31	Kennesaw State *	A	W	87-44



Maurice Latham

Camels in the NCAA Tournament



Mark Mocnik hit seven 3-pointers and scored a game-high 29 points in Campbell's 1992 NCAA first-round game against top-ranked and defending national champion Duke.

**1992 NCAA Tournament
East Regional First Round
at Greensboro, NC
Attendance: 15,800
Duke 82, Campbell 56**

	Min	FG-A	FT-A	Reb O-T	A	PF	Pts.
Campbell							
Mark Mocnik	36	11-23	0-0	2-10	0	0	29
Joe Spinks	31	2-10	0-0	3-7	3	5	6
Billy Ellison	33	0-6	2-4	5-5	2	4	2
Keith Ison	35	3-12	1-2	2-3	4	5	7
Steve Martin	29	4-12	0-0	0-1	4	3	10
Bobby Murray	1	0-0	0-0	0-1	0	0	0
Salaam Hall	8	0-1	2-2	0-1	0	0	2
Jerome Holley	1	0-0	0-0	0-0	0	0	0
Scott Neely	16	0-5	0-0	3-5	0	0	0
Mike Rice	3	0-1	0-0	0-0	0	0	0
Doug Mitchell	7	0-1	0-0	1-1	0	5	0
Team				6-9			
Totals	200	20-71	5-8	22-43	13	22	56

3-point goals: 11-27 (Mocnik 7-13, Spinks 2-4, Martin 2-7, Neely 0-3).
Turnovers: 21 (Mocnik 2, Spinks 6, Ellison 4, Ison 5, Holley 1, Neely 1, Rice 1, Team 1). Steals: 8 (Mocnik 1, Ison 5, Martin 2). Blocks: 0.

	Min	FG-A	FT-A	Reb O-T	A	PF	Pts.
Duke							
Antonio Lang	28	3-5	0-0	1-3	1	3	6
Brian Davis	28	3-5	1-2	0-2	3	1	7
Christian Laettner	32	9-14	2-3	1-9	4	3	22
Bobby Hurley	35	3-8	2-3	0-3	10	2	10
Thomas Hill	25	8-10	3-5	1-5	1	0	20
Marty Clark	6	2-4	0-0	1-2	0	0	4
Kenny Blakeney	1	0-0	0-0	0-0	0	0	0
Ron Burt	1	0-1	0-0	0-1	1	0	0
Grant Hill	22	1-4	3-6	0-5	5	0	5
Cherokee Parks	12	2-4	0-0	2-5	0	3	4
Erik Meek	7	2-3	0-0	1-1	1	0	4
Christian Ast	3	0-1	0-0	1-1	0	0	0
Team				1-3			
Totals	200	33-59	11-19	9-40	26	12	82

3-point goals: 5-12 (Davis 0-1, Laettner 2-3, Hurley 2-4, T.Hill 1-2, Clark 0-1, G.Hill 0-1). Turnovers: 16 (Lang 1, Davis 1, Laettner 1, Hurley 4, T.Hill 1, Blakeney 1, Burt 1, G.Hill 5, Parks 1). Steals: 13 (Lang 1, Davis 1, Laettner 5, Hurley 3, T.Hill 1, Clark 1, G.Hill 1). Blocks: 8 (Lang 2, Laettner 1, Hurley 1, G.Hill 2, Parks 1, Meek 1).

Campbell	16	40	56
Duke	36	46	82

All-Time Roster: 1949-2009

A			
Jeff Adams (3)	1957-60	Wyatt Creech (1)	1955-56
Julian Adams (1)	1954-55	Ron Curtis (4)	1978-82
Robert Adams (2)	1957-59	D	
Diego Aguiar (3)	2003-06	Bernard Dail (1)	1966-69
Dan Alexander (1)	1949-50	Kurtis Darden (1)	1999-00
Johnny Alford (1)	1949-50	Al Daughtry (2)	1953-55
Clay Alston (2)	1976-79	Charles Davis (3)	1995-98
Darryl Apel (2)	1993-95	Gary Davis (4)	1964-68
Bill Arndt (2)	1985-87	Paul Davis (1)	1951-52
Curtis Ashford (1)	1983-84	Harvey Daw (2)	1977-79
Anthony Atkinson (2)	2003-05	Bennie Dean (2)	1964-66
Ronnie Atkinson (2)	1957-59	Cole Dewey (2)	2007-
Juan Austin (4)	1982-86	Preston Dodson (2)	2007-
B		Rich Donley (1)	1960-61
Jabril Bailey (1)	2008-09	Fred Dunlap (2)	1973-75
Billy Barefoot (1)	1951-52	Robby Dupre (2)	2002-04
James Batts (1)	1967-68	E	
Sonny Baker (2)	1957-59	Ledell Eackles (2)	2005-07
Jay Bancroft (1)	1956-57	Jonte' Edwards (4)	1999-03
Keys Benston (4)	1976-80	Marvin Edmonds (3)	1988-91
Corey Best (4)	1994-98	Tommy Edwards (4)	1959-63
William Biggers (1)	1949-50	Russ Elbaum (4)	1981-85
Reggie Bishop (4)	2004-08	Rupert Elliot (1)	1953-54
Sam Bishop (4)	1960-63	Harold Ellen (2)	1954-56
Jimmy Blake (2)	1951-53	Bill Ellington (4)	1969-73
Jene Bowen (1)	1951-52	Rick Ellis (1)	1963-64
James Bowser (1)	1995-96	Billy Ellison (3)	1989-93
Lee Brantley (2)	1965-67	Gary Elmore (3)	1986-89
Tony Britto (4)	1978-82	Kenneth Ennis (1)	1961-62
Andrew Broadie (4)	1969-73	Robert Epps (1)	1977-78
James Brooks (2)	1952-54	Bob Etheridge (4)	1961-65
Harold Brown (1)	1949-50	F	
Walter Brown (3)	1967-70	Oladapo Fagbenle (3)	2005-08
Steve Bruce (4)	1986-90	Ken Faulkner (4)	1966-70
Greg Buczynski (1)	1964-65	Adam Fellers (4)	1998-02
Billy Bullock (1)	1956-57	Chris Ferguson (1)	2000-01
Dave Bult (2)	1963-65	Les Figa (1)	1964-65
Neil Burchette (1)	1972-73	Don Fish (1)	1963-64
Bob Burke (2)	1966-69	Jim Fitzpatrick (2)	1995-97
Jack Burrus (1)	1955-56	Rodney Floyd (1)	1989-90
Robie Butler (1)	1970-71	Sam Fraizer (1)	1951-52
Freddie Butler (2)	1993-95	G	
Kelly Byrum (3)	1949-52	Mike Gainey (1)	1976-77
C		Danny Gaither (4)	1970-74
Forrest Callaway (1)	1975-76	Dan George (1)	1964-65
Jimmy Campbell (2)	1952-54	Johnny Gibbs (2)	1979-81
Jose Cami (1)	2007-08	Russ Gibson (4)	2003-07
Larry Canady (2)	1982-84	Ernie Gilchrist (3)	1976-79
Jake Capin (2)	2007-09	J.W. Gilpatrick (1)	1955-56
Donnie Cardwell (2)	1977-79	Rod Gourdine (2)	1989-91
Jay Carter (2)	2000-02	Derek Gray (4)	2000-04
John Casperite (1)	1955-56	George Graybill (1)	1949-50
Amir Celestin (1)	2008-	Everett Green (1)	1952-53
Bruce Chambers (2)	1968-71	Kelvin Green (1)	1990-91
Mitch Cheek (1)	1973-74	Clarence Grier (4)	1983-86
Kevin Chester (1)	2003-04	Andy Griffin (1)	1980-81
Brad Childress (4)	1986-90	Kim Griffin (2)	1981-83
Jimmy Cockram (2)	1988-90	Stephon Griffin (2)	2004-07
Ben Coleman (2)	2004-06	Scott Gurley (4)	1993-97
Carol Corbert (1)	1952-53	Matt Gwynne (1)	2008-09
Dan Cowly (1)	1960-61	H	
James Cowly (1)	1952-53	Mike Hall (3)	1989-92
Joe Creech (1)	1956-57	Salaam Hall (4)	1991-95
		Steve Hamilton (2)	1989-91
		Damien Hannibal (2)	1999-01
		Marion Hargrove (2)	1954-56
		Doug Harrell (1)	1972-73
		Ollie Harrell (2)	1952-54
		Tommy Harrell (1)	1956-57
		Jared Harrison (3)	1992-95
		Junard Hartley (2)	2007-
		John Heckstall (4)	1975-79
		Will Heckstall (4)	1975-79
		Brian Henry (4)	1985-89
		Derrick Hensley (4)	1984-88
		Bill Henshaw (1)	1953-54
		Jerry Highsmith (3)	1957-60
		Adolph Hinson (2)	1957-59
		Quincy Hinton (2)	1998-00
		Keith Holdan (2)	1995-97
		Jerome Holley (2)	1991-93
		Perry Hollond (4)	1958-63
		Henry Howard (2)	1955-57
		Darrin Hucks (4)	1996-00
		John Huffstetler (2)	1984-86
		Colin Hunt (4)	2003-07
		Joel Hurley (1)	1986-87
		Dennis Hurst (4)	1992-96
		I	
		Harold Ingle (3)	1968-71
		Cedric Ingram (1)	1954-55
		Keith Ison (1)	1991-92
		J	
		Eddie Jackson (1)	1956-57
		Sanders Jackson (4)	1985-89
		Art Johnson (1)	1965-66
		Matthew Johnson (3)	2003-07
		Tarick Johnson (4)	2000-04
		Ronnie Johnson (1)	1957-58
		Harry Johnstone (4)	1959-63
		Bobby Jones (4)	1998-02
		Joe Jones (2)	1983-85
		J'Quincy Jones (1)	2005-06
		Jimmy Jordan (2)	1963-65
		John Josephson (2)	1957-59
		K	
		Fred Kelly (2)	1953-55
		Andre King (4)	1993-97
		Billy Kittrell (1)	1954-55
		Dominique Klein (4)	2001-05
		Tyreck Knox (3)	1997-00
		Calvin Koonce (2)	1959-61
		William Kossangue (1)	2008-
		L	
		Don Laird (4)	1973-77
		Smith Langdon (1)	1951-52
		Robert Lasater (1)	1949-50
		Maurice Latham (2)	2004-06
		Wes Layton (2)	1998-00
		Brooks Lee (2)	2001-03
		Jamie Lee (4)	1990-94
		Ben Lehmann (3)	1976-79
		George Lehmann (1)	1959-60
		Bill Lenz (1)	1965-66
		Ed Lilley (1)	1951-52
		Donnie Lindsey (1)	1960-61

All-Time Roster: 1949-2009

Glenn Lindsey (4).....	1960-64	Dan Pogue (4).....	1992-96	Dickie Tew (1).....	1949-50
Zach Livers (3).....	1993-96	Comerlee Poole (2).....	2004-06	Carlton Thompson (1).....	1976-77
Bill Long (1).....	1955-56	Bob Pope (1).....	1961-62	Chad Thompson (1).....	2008-09
Jonathan Long (3).....	1973-76	Mark Prince (2).....	1956-58	Glen Toft (1).....	1953-54
Marshall Lovett (4).....	1972-76	Ruell Pringle (3).....	2004-07	Tim Toner (1).....	1964-65
Archie Lynch (1).....	1949-50	Q		John Troy (1).....	1992-93
M		Gerald Quick (2).....	1957-59	V	
Bennie Maddux (1).....	1951-52	Lee Quinn (3).....	1979-82	Heath Vandevender (4).....	1987-91
Len Maness (1).....	1953-54	R		Mike Vandy (4).....	1980-84
Matt Mardis (4).....	1996-00	Phillip Raeford (1).....	1954-55	Jimmy Vaughn (3).....	1957-60
Lee Marsh (2).....	2002-04	Bill Reidy (2).....	1972-74	Kyle Vejraska (3).....	2006-
Johnny Marshbanks (4).....	1965-69	Mike Reidy (4).....	1960-64	Bob Vernon (2).....	1954-56
Steve Martin (4).....	1989-93	Jackie Reinhardt (3).....	1957-60	W	
Darrell Mauldin (4).....	1976-80	Chris Reynolds (1).....	2008-	Jim Waicus (4).....	1968-72
Willie Maull (4).....	1969-73	James Rhone (1).....	1982-83	Marvin Waldo (2).....	1968-71
Grundy McCall (3).....	1969-73	Mike Rice (2).....	1991-93	Bob Walker (4).....	1965-69
Rodney McCants (4).....	1977-81	Danny Roberts (2).....	1953-55	Doug Walker (4).....	1968-72
Larry McCranie (2).....	1955-57	Drake Roberts (1).....	1997-98	Eddie Walker (4).....	1997-01
Red McDaniel (1).....	1951-52	Mark Roberts (2).....	1979-81	Shawn Walker (1).....	1990-91
Andrea McGee (2).....	1983-85	Bryce Robertson (2).....	1980-82	W.A. Wall (1).....	1953-54
Chris McGowne (1).....	2002-03	Harold Robertson (1).....	1965-66	Clearance Walton (1).....	1956-57
Brad McKeiver (4).....	2000-04	Jonathan Rodriguez (3).....	2006-	Emory Walton (2).....	2000-02
Howard McKinnon (2).....	1952-54	Bill Ross (1).....	1974-75	William Ward (1).....	1973-74
James McLean (3).....	1973-76	Travis Ross (1).....	1954-55	Edward Warren (1).....	1949-50
James McLean (1).....	1983-84	Ray Rzesut (1).....	1959-60	Dick Waters (2).....	1966-68
Ronnie McLean (1).....	1983-84	S		Bruce Watson (1).....	1972-73
Charles McManus (1).....	1949-50	Wayne Sanford (4).....	1971-76	Bob Weichman (2).....	1959-61
Julius McNeil (2).....	1987-89	Jim Schofield (2).....	1971-73	James Welch (1).....	1984-85
Allen McRae (4).....	1967-72	Jim Sears (2).....	1971-73	Bob Wells (2).....	1974-76
Bill Merritt (1).....	1953-54	Ernie Seiderman (4).....	1970-74	Nathan Wells (1).....	2002-
Lorne Merthie (1).....	2008-	Joe Sernak (1).....	1965-67	Gordon Welsh (1).....	1957-58
Don Mickles (1).....	1951-52	Ralph Shears (1).....	1955-56	Bert Westbrook (2).....	1951-53
Andy Miller (4).....	1997-01	Ronald Shearon (1).....	1956-57	Don Whaley (4).....	1973-77
Chris Miller (4).....	1985-89	Jamie Simmons (4).....	1996-00	Fred Whitfield (3).....	1977-80
George Miller (4).....	1994-98	Norman Simmons (1).....	1967-68	Ron Whitted (4).....	1982-86
Doug Mitchell (4).....	1990-94	Copeland Skinner (1).....	1949-50	Jim Wiles (2).....	1957-59
Mark Mocnik (4).....	1988-93	Bernard Smith (4).....	1959-63	Bob Willard (1).....	1957-58
Cliff Mosley (1).....	1959-60	Eric Smith (2).....	2005-07	Fred Willett (3).....	1962-65
Marvin Moss (4).....	1961-65	Harvey Smith (4).....	1980-84	Benny Williams (2).....	1986-88
Jody Mueller (2).....	1981-83	Jason Smith (4).....	1995-99	Gorman Williams (2).....	1952-54
Bobby Murray (4).....	1989-93	Joey Smith (2).....	1998-00	Ron Williams (3).....	1978-83
N		Lynn Smith (4).....	1968-72	Tracy Williams (2).....	1984-86
Kelvin Nash (3).....	1982-85	Marvin Smith (1).....	1963-64	Tremone Williams (2).....	1994-96
Scott Neely (4).....	1991-96	Reggie Smith (2).....	1989-91	Henry Wilson (4).....	1985-89
Eley Newsome (2).....	1956-58	Rodney Smith (1).....	1951-52	Cordell Wise (3).....	1967-70
Jeff Newton (3).....	1976-79	Nick Smothers (2).....	1952-54	Pete Wish (4).....	1962-67
Rett Newton (4).....	1978-82	Kevin Spain (4).....	1980-84	Brian Witten (1).....	1988-89
O		Larry Spencer (3).....	1984-87	Jake Wohlfeil (4).....	2004-08
Glenn Odom (1).....	1967-68	Joe Spinks (4).....	1990-94	Bill Wood (2).....	1959-61
Raymond Ott (2).....	1974-76	Chris Springs (4).....	1985-89	Gene Wright (1).....	1965-66
P		Sam Stagers (4).....	1973-77	Y	
Brian Paine (2).....	1997-99	Zydrunas Stankus (2).....	2000-02	Randy Yates (4).....	1972-76
Corey Parker (2).....	2002-04	Paul Stanton (1).....	1979-80	Solomon Yearby (2).....	2001-03
Earl Parker (1).....	1949-50	Wendell Staton (1).....	1985-86	Bob Yenko (4).....	1962-66
Rene Parker (2).....	1982-84	Bonnie Stephenson (1).....	1961-62	Harold Yountz (1).....	1954-55
Donald Percise (1).....	1951-52	Pat Stephenson (2).....	2002-04		
Ronald Percise (2).....	1951-53	Frank Stewart (4).....	1964-68		
Jim Perkins (1).....	1966-67	Johnnie Strickland (2).....	1955-57		
Julius Perkins (1).....	2007-08	Trent Strickland (2).....	1961-63		
Leonard Perkins (1).....	1949-50	John Stuart (1).....	1965-66		
Doug Perry (2).....	1955-57	Tim Sturdivant (1).....	1980-81		
James Perry (3).....	1955-58	T			
Jonathan Perry (2).....	2007-09	Miles Taylor (1).....	2008-		

All-Time Numerical Roster

00

Jonte Edwards ... 1999-2000-01-02-03
Diego Aguiar 2003*-04

0

Cole Dewey 2008-09

1

Diego Aguiar 2003^06
Kyle Vejraska 2006-07-08-09

2

Emory Walton 2000-01-02
Jake Wohlfel 2004-05-06-07-08
Amir Celestin 2008-09

3

Kelly Byrum 1949-50-51
Jeff Adams 1958-59-60
Eddie Walker 1997-98-99-2000-01
Jonathan Rodriguez 2006-07-08-09

4

Johnny Alford 1949-50
Carol Corbett 1952*-53*
Al Daughtry 1953*-54*
Ronnie Atkinson 1958
Tommy Edwards 1959-60^61^
Gene Wright 1965^66^
Bobby Murray 1989-90-91-92-93
Salaam Hall 1993-94-95
Jamie Simmons 1997-98-99-2000
Lee Marsh 2002-04
Reggie Bishop 2004-05-06-07-08

5

Sonny Baker 1958-59
Bill Wood 1959-60^61^
Bobby Pope 1961^62^
Fred Willett 1962^63^
Frank Stewart 1964^65^
Johnny Stewart 1965^66^
Brad Childress 1988-89-90
Mike Torrence 1991-92
Dan Pogue 1993-94-95-96
Drake Roberts 1997-98
Wes Layton 1998-99-2000
Zydrunas Stankus 2001-02
Corey Parker 2002-03-04
Ruell Pringle 2004-05-06-07

6

Harold Brown 1949-50
Douglas Perry 1955^56^

8

Bill Long 1955^56^

9

Dan Alexander 1949-50
Bill Henshaw 1952^53^

10

William Biggers 1949-50
Gorman Williams 1953*-54*
Fred Kelly 1954-55
Wyatt Creech 1955-56
Jim Wiles 1958-59
Bernard Smith 1959-60
Harry Johnstone 1960-61-62-63
Fred Willett 1963^64^
Tim Toner 1964*-65*
Pete Wish 1964^65^66^
Gene Wright 1965*-66*
Ken Faulkner 1966*-67*-68*-69-70
Danny Gaither 1970-71-72-73-74
Bruce Watson 1972-73
Wayne Sanford 1974-75-76
Ernie Gilchrist 1976-77
Fred Whitfield 1977-78-79-80
Harvey Smith 1980-81-82-83

Jimmy Cockram 1988-89-90
Shawn Walker 1990-91
Keith Ison 1991-92
Dan Pogue 1992-93
Brooks Lee 2000-01-02-03
Stephon Griffin 2004-05-06-07
Julius Perkins 2007-08
William Kossangue 2008-09

11

Gerald Quick 1958-59
Cliff Mosley 1959-60
Kenneth Ennis 1961^62^
Pete Wish 1962^63^
Rick Ellis 1963^64^
Tim Toner 1964^65^
Frank Stewart 1965^66^
Ken Faulkner 1967^68^69^
Bill Ellington 1969^70^
Jim Schofield 1971^72-73
James McLean .. 1973-74-75-76-77-78
Clay Alston 1976-77
Rhett Newton 1978-79-80*-81-82
Kevin Spain 1980^81^
Juan Austin 1982-83
Anthony Atkinson 2003-05
Eric Smith 2005-06-07
Jonathan Perry 2007-08-09

12

Glen Toft 1953*-54*
Bill Merritt 1953*-54*
Bob Vernon 1954-55*-56*
Jimmy Vaughn 1958-59-60
Tommy Edwards 1960*-61-62-63
Glenn Lindsey 1960^61^
Don Fish 1963-64
Greg Buczynski 1964^65^
Bob Walker 1965^66^
Johnny Stewart 1965*-66*
Jim Perkins 1966*-67*
Walter Brown 1967*-68*-69-70
Marvin Waldo 1970-71
Jim Schofield 1971*-72*
Jim Sears 1971*-72-73
Don Laird 1973-74-75-76-77
Ernie Gilchrist 1977-78
Ronald Williams 1978-79-80-81-82-83
Kim Griffin 1981-82
Jared Harrison 1991-92-93-94-95
James Bowser 1995-96
Adam Fellers 1998-99-2000-01-02
Nathan Wells 2002-03
Ledell Eackles 2005-06-07
Junard Hartley 2007-08-09

13

W.A. Wall 1953^54^
Perry Hollond 1958-60^61^62^63^
George Lehmann 1959-60
Fred Willett 1964^65^
Les Figa 1964-65
Harold Robertson 1965^66^
Marvin Waldo 1968^69^
Jim Fitzpatrick 1995-96-97

14

Jimmy Campbell 1953*-54*
Bill Merritt 1953^54^
Al Daughtry 1954-55
Henry Howard 1955*-56*
Jackie Reinhardt 1958-59-60
Bill Wood 1960*-61*
Dan Cowly 1960^61^
Marvin Moss 1961*62*63*64*65*
Bernard Smith 1961^62^63^
Jimmy Jordan 1963^64^65^
Bill Lentz 1965^66^
Lee Brantley 1965*-66*-67*

Marvin Waldo 1968*-69*
Bill Ellington 1969*-70-71
Grundy McCall 1971*-72*
Corey Best 1994-95-96-97-98
Kurtis Darden 1999-2000
Ben Coleman 2004-05-06

15

Jerry Highsmith 1958-59-60
Sam Bishop 1960^61^
Glenn Lindsey 1961^62^63^64^
Bennie Dean 1964^65^66^
Walter Brown 1967^68^69^

20

Bill Long 1955*-56*
Ronnie Atkinson 1957-58
Adolph Hinson 1958-59
Calvin Koonce 1959-60-61
Bob Pope 1961*-62*
Trent Strickland 1961^62^63^
Dave Bult 1963^64^65^
Frank Stewart 1964*65*66*67*68*
Johnny Marshbanks 1965^66^
Lynn Smith 1968*-69-70-71-72
Doug Harrell 1972-73
Don Whaley 1973-74-75-76-77
Donnie Cardwell 1977-78
Clay Alston 1978-79
Mark Roberts 1979-80-81
Jody Mueller 1981-82
James Rhone 1982-83
Juan Austin 1983-84-85-86
Brad Childress 1986-87-88
Steve Hamilton 1989-90-91
John Troy 1992-93
Freddie Butler 1993-94-95
Keith Holdan 1995-96-97
Russ Gibson 2003-05-06-07

21

Tommy Harrell 1956-57
John Josephson 1958-59
Harry Johnstone 1959^60^
Mike Reidy 1960^61^
Sam Bishop 1961^62^63^
Marvin Smith 1963^64^
Gary Davis 1964^65^66^
Jim Perkins 1966^67^
Frank Stewart 1967^68^
Lynn Smith 1968^69^
Grundy McCall 1969^71^72^
Bill Ellington 1972-73
Marshall Lovett 1973-74-75-76
Darrell Mauldin 1976-77-78-79-80
Bryce Robertson 1980-81-82
Harvey Smith 1983-84
James Welch 1984-85
Chris Miller 1985-86-87-88-89
Jamie Lee 1990-91-92-93-94
Darrin Hucks 1996-97-98-99-2000
Derek Gray 2000-01-02-03-04
Maurice Latham 2004-05-06
Eddie Brown 2007
Matt Gwynne 2008-09

22

James Brooks 1953*-54*
Travis Ross 1954-55
Jack Burrous 1955*-56*
Donnie Lindsey 1957-58
Robert Adams 1958-59
Dan Cowly 1960*-61*
Perry Hollond 1961*-62*-63*
Bonnie Stephenson 1961^62^63^
Bob Yencho 1962^63^64^65^
Art Johnson 1965-66
Norman Simmons 1967*-68*
Jim Waicus 1968*-69-70-71-72

Marshall Lovett 1972-73
Randy Yates 1973-74-75-76
Jeff Newton 1976-77-78-79
Lee Quinn 1979-80
Tim Sturdivant 1980^81^
Johnny Gibbs 1980*-81*
Kevin Spain 1981-82-83-84
Joe Jones 1984-85
Chris Springs 1985-86-87-88-89
Steve Martin 1989-90-91-92-93
Pat Stephenson 2002-03-04
Jake Capin 2008-09

23

Eddie Jackson 1956-57
Mike Reidy 1961^62^63^64^
Dan George 1964^65^
Joe Sernak 1965^66^
Allen McRae 1967^68^69^
Wesley Vaughn 1983-84
Henry Wilson 1985-86-87-88-89
Reggie Smith 1989-90-91
Salaam Hall 1991-92-93
Scott Gurley 1994-95
Tremone Williams 1995-96
Tyreck Knox 1996-97-98-99-2000
Solomon Yearby 2001-02-03
J'Quincy Jones 2005-06
Chris Reynolds 2008-09

24

Fred Kelly 1953*-54*
W.A. Wall 1953*-54*
Danny Roberts 1954-55
James Perry 1955*-56*
Jay Bancroft 1956-57
Gordon Welsh 1957-58
Perry Hollond 1960*-61*
Kenneth Ennis 1961*-62*
Marvin Moss 1961^62^63^64^
Pete Wish 1962*-64*-65*-66*
Rick Ellis 1963*-64*
Lee Brantley 1965^66^
Cordell Wise 1967*-68*-69*-70*
Ernie Seiderman 1970-71*-72*
Andrea McGee 1983-84-85
Brian Henry 1985-86-87-88-89
Rod Gourdin 1989-90-91
Jerome Holley 1992-93
Tarick Johnson 2000-01-02-03-04

25

Sonny Baker 1957-58
Bob Weichmann 1959-60^61^
Bob Etheridge 1961^62^63^64^65^
Bob Yencho 1965^66^
Frank Stewart 1966^67^
Cordell Wise 1967^68^69^
Lorne Merthie 2008-09

26

Ronald Shearon 1956-57
Gerald Quick 1957-58

27

Douglas Perry 1956-57
Bob Willard 1957-58
Harry Johnstone 1959*-60*

28

Mark Prince 1956-57
Elly Newsome 1957-58

29

Johnnie Strickland 1956-57
James Perry 1957-58

30

Len Maness 1953*-54*
Billy Kittrell 1954-55
Douglas Perry 1955*-56*

All-Time Numerical Roster

James Perry..... 1956-57
 Billy Bullock..... 1956*-57*
 Mark Prince..... 1957-58
 Glenn Lindsey..... 1960*61*62*63*64*
 Bennie Dean..... 1964*-65*-66*
 Allen McRae..... 1967*68*69-70-71-72
 Harold Ingle..... 1970-71
 Bill Reidy..... 1972-73-74
 Bill Ross..... 1974-75
 Forrest Callaway..... 1975-76
 Ben Lehmann..... 1976-77-78
 Will Heckstall..... 1978-79
 Paul Stanton..... 1979-80
 Lee Quinn..... 1980-81-82
 Kim Griffin..... 1982-83
 Joe Jones..... 1983-84
 Derrick Hensley..... 1984-85-86-87-88
 Brian Paine..... 1996-97
 Brad McKeiver..... 2000-01-02-03-04
 Oladapo Fagbenle..... 2005-06-07-08

31

Henry Howard..... 1956-57
 Jeff Adams..... 1957-58
 Ken Faulkner..... 1966^67^
 Bruce Chambers..... 1968^69^
 Cordell Wise..... 1969^70^
 Ernie Seiderman..... 1971^72-73-74
 Raymond Ott..... 1974-75-76
 Mike Gainey..... 1976-77
 Carlton Thompson..... 1976-77
 Robert Epps..... 1977-78
 Ron Curtis..... 1978-79-80-81-82
 Larry Canady..... 1982-83-84
 John Huffstetler..... 1984-85-86
 Steve Bruce..... 1986-87-88-89-90
 Kelvin Green..... 1990-91
 Andre King..... 1993-94-95-96-97
 Damien Hannibal..... 1999-2000-01-02

32

Howard McKinnon..... 1953*-54*
 Cedric Ingram..... 1954-55
 Harold Ellen..... 1955*-56*
 Joe Creech..... 1956-57
 Billy Bullock..... 1956^57^
 Rich Donley..... 1960*-51*
 Trent Strickland..... 1961*-62*-63*
 Dave Bult..... 1963*-64*-65*
 Johnny Marshbanks..... 1965*66*67*68*69*
 Willie Maull..... 1969*-70-71
 Bill Ellington..... 1971-72
 Mike Vandy..... 1981-82-83-84
 Larry Spencer..... 1984-85-86-87
 Scott Neely..... 1991-92-93-94-95-96
 Matt Mardis..... 1996-97-98-99-2000
 Kevin Chester..... 2003-04
 Miles Taylor..... 2008-09

33

Clarence Walton..... 1956-57
 Robert Adams..... 1957-58
 Pete Wish..... 1966^67^
 Norman Simmons..... 1967^68^
 Jim Waicus..... 1968^69^
 Clarence Grier..... 1984-85-86-87
 Julius McNeil..... 1987-88
 Mark Mocnik..... 1988-89-90-91-92-93
 Charles Davis..... 1994-95-96-97-98
 Quincy Hinton..... 1998-99-2000
 Chris Ferguson..... 2000-01
 Colin Hunt..... 2003-05-06-07
 Jose Cami..... 2007-08
 Chad Thompson..... 2008

34

Rupert Elliot..... 1953-54
 Marion Hargrove..... 1954-55*-56*

Elly Newsome..... 1956-57
 Ronnie Johnson..... 1957-58
 Sam Bishop..... 1960*-61*-62*-63*
 Marvin Smith..... 1963*-64*
 Gary Davis..... 1964*65*66*67*68*
 Bob Walker..... 1968*-69*
 Grundy McCall..... 1969*-70*
 Robie Butler..... 1970-71
 Jimmy Sears..... 1971*-72*
 Curtis Ashford..... 1983-84
 Paul Richards..... 1985-86
 Gary Elmore..... 1986-87-88-89
 Joe Spinks..... 1990-91-92-93-94

35

Johnny Marshbanks..... 1966^67^68^69^
 Brian Paine..... 1997-98-99

40

Julian Adams..... 1954-55
 Bob Weichmann..... 1960*-61*
 Fred Willett..... 1962*-63*-64*-65*
 Bill Lentz..... 1965*-66*
 Bernard Dail..... 1966*-67*
 James Batts..... 1967*-68*
 Harold Ingle..... 1968*-69-70
 Bruce Chambers..... 1970-71
 Wayne Sanford..... 1971-72-73
 Fred Dunlap..... 1973-74-75
 John Heckstall..... 1975-76-77-78-79
 Johnny Gibbs..... 1979-80
 Mike Vandy..... 1980-81
 Jody Mueller..... 1981-82-83
 Ronnie McLean..... 1983-84
 Tracy Williams..... 1984-85-86
 Heath Vandevender..... 1987-88-89-90-91
 Mike Rice..... 1991-92-93
 George Miller..... 1994-95-96-97-98
 Joey Smith..... 1998-99-2000
 Jabril Bailey..... 2008-09

41

Bernard Dail..... 1966^67^
 James Batts..... 1967^68^
 Harold Ingle..... 1968^69^
 Willie Maull..... 1969^71-72-73
 Jonathan Long..... 1973-74
 Mitch Cheek..... 1973-74
 Bob Wells..... 1974-75-76
 Keys Benston..... 1976-77-78-79-80
 Andy Griffin..... 1980-81
 Matt Wilson..... 1981-82
 Rene Parker..... 1982-83-84-85-86
 Benny Williams..... 1986-87
 Brian Witten..... 1988-89
 Rodney Floyd..... 1989-90
 Dennis Hurst..... 1992-93-94-95-96

42

Danny Roberts..... 1953*-54*
 Johnnie Strickland..... 1955*-56*
 Bernard Smith..... 1961*-62*-63*
 Jimmy Jordan..... 1963*-64*-65*
 Dick Waters..... 1966*-67*
 Glenn Odom..... 1967*-68*
 Bob Burke..... 1968*-69*
 Andy Broadie..... 1969*-70-71*-72*
 Ron Whitted..... 1983-84-85-86
 Wendell Staton..... 1985-86
 Joel Hurlley..... 1986-87
 Billy Ellison..... 1989-90
 Doug Mitchell..... 1990-91-92-93-94
 Tremone Williams..... 1994-95
 Scott Gurley..... 1995-96-97
 Zydrunas Stankus..... 2000-01

43

Dick Waters..... 1966^67^
 Gary Davis..... 1967^68^
 Bob Burke..... 1968^69^

44

Bill Henshaw..... 1953*-54*
 Harold Ellen..... 1954-55
 Mike Reidy..... 1960*61*62*63*64*
 Dan George..... 1964*-65*
 Joe Sernak..... 1965*-66*-67*
 Glenn Odom..... 1967^68^
 Dick Waters..... 1967*-68*
 Doug Walker..... 1969*-70-71*-72*
 Julius McNeil..... 1988-89
 Billy Ellison..... 1990-91-92-93
 Zach Livers..... 1993-94-95-96
 Jamie Simmons..... 1996-97
 Bobby Jones..... 1998-99-2000-01-02
 Robby Dupre..... 2002-03-04
 Comerlee Poole..... 2004-05-06

45

Joe Sernak..... 1966^67^
 Dick Waters..... 1967^68^
 Jay Carter..... 2000-01-02
 Chris McGowne..... 2002-03
 Matthew Johnson..... 2003-05-06-07

50

Nick Smothers..... 1953*-54*
 Ralph Shears..... 1955*-56*
 Bonnie Stephenson..... 1961*-62*
 Bob Yencho..... 1962*63*64*65*66*
 Doug Walker..... 1969^71^72^
 Neil Burchette..... 1972-73
 Sam Stagers..... 1973-74-75
 Will Heckstall..... 1975-76-77-78
 Tony Britto..... 1978-79-80-81-82
 Ron Whitted..... 1982-83
 Russ Elbaum..... 1983-84-85
 Bill Arndt..... 1985-86-87
 Marvin Edmonds..... 1988-89-90-91
 Keith Ison..... 1992-93-94
 Jason Smith..... 1995-96-97-98-99

51

Ed Lilley..... 1951-52
 Bert Westbrook..... 1952^53^
 James Brooks..... 1953^54^
 Larry McCranie..... 1955^56^
 Johnnie Strickland..... 1955^56^
 Lee Brantley..... 1966^67^
 Andy Broadie..... 1969^71^72-73
 William Ward..... 1973-74
 Sam Stagers..... 1975-76-77
 Rodney McCants..... 1977-78-79-80-81
 Russ Elbaum..... 1981-82-83
 Preston Dodson..... 2007-08-09

52

Copeland Skinner..... 1949-50
 Ronald Percise..... 1951-52-53
 Ollie Harrell..... 1953*-54*
 Gorman Williams..... 1953^54^
 Phillip Raeford..... 1954-55
 Ralph Shears..... 1955^56^
 John Casperite..... 1955*-56*
 Bob Etheridge..... 1961*62*63*64*65*
 Harold Robertson..... 1965*-66*
 Kelvin Nash..... 1982-83-84-85
 Sanders Jackson..... 1985-86-87-88-89
 Mike Hall..... 1989-90-91-92
 Darryl Apel..... 1993-94
 Andy Miller..... 1997-98-99-2000-01

53

Leonard Perkins..... 1949-50
 Rodney Smith..... 1951-52
 Bert Westbrook..... 1952*-53*
 Jimmy Campbell..... 1952^53^54^
 Bob Vernon..... 1955^56^
 Bob Walker..... 1966^67^68^69^

54

Kelly Byrum..... 1951-52
 James Cowly..... 1952-53
 Fred Kelly..... 1953^54^
 Harold Yountz..... 1954-55
 Jack Burrous..... 1955^56^
 Larry McCranie..... 1955*-56*
 Greg Buczynski..... 1964*-65*
 Bob Walker..... 1965*-66*-67*-68*
 Bruce Chambers..... 1968*-69*
 Darryl Apel..... 1994-95
 Dominique Klein..... 2001-05

55

Edward Warren..... 1949-50
 Glen Toft..... 1953^54^
 Henry Howard..... 1955^56^
 Gary Davis..... 1966^57^

56

Earl Parker..... 1949-50
 Donald Percise..... 1951-52
 Al Daughtry..... 1953^54^
 Marion Hargrove..... 1955^56^

57

Robert Lasater..... 1949-50
 Sam Frazier..... 1951-52
 Everett Green..... 1952^53^
 Len Maness..... 1953^54^
 Harold Ellen..... 1955^56^

58

Jene Bowen..... 1949-50-51
 Billy Barefoot..... 1951-52
 Howard McKinnon..... 1952^53^54^

59

Smith Langdon..... 1951-52
 Carol Corbett..... 1952^53^

60

Dickie Tew..... 1949-50
 Red McDaniel..... 1951-52
 Ollie Harrell..... 1952-53
 Nick Smothers..... 1953^54^
 John Casperite..... 1955^56^

61

Archie Lynch..... 1949-50
 Jene Bowen..... 1951-52
 Jimmy Campbell..... 1952*-53*
 Bill Henshaw..... 1953^54^

62

Bennie Maddox..... 1951*-52*
 Jimmy Blake..... 1951^52^
 Nick Smothers..... 1952-53
 Ollie Harrell..... 1953^54^
 J.W. Gilpatrick..... 1955^56^

63

George Graybill..... 1949-50
 Don Mickles..... 1951-52
 Howard McKinnon..... 1952*-53*

64

Jimmy Blake..... 1951-52
 James Brooks..... 1952-53

65

Charles McManus..... 1949-50-51
 Paul Davis..... 1951-52
 Jimmy Blake..... 1952-53
 Danny Roberts..... 1953^54^
 James Perry..... 1955^56^
 J.W. Gilpatrick..... 1955*-56*

*Home jersey

^Away jersey

Division I Era (1977-2009) Career Stats

includes Division I seasons only

Player	Years	GP	GS	Min	Avg	TOTAL			3-POINT			REBOUNDS				PF-FO	A	TO	Blk	Stl	Pts	Avg
						FG-FGA	Pct	FT-FTA	Pct	Off	Def	Tot	Avg									
Aguiar, Diego	2003-06	81	32	1408	17.4	237-458	.517	0-6	.000	102-227	.449	169	141	310	3.8	287-16	45	118	31	60	576	7.1
Alston, Clay #	1978-79	18				40-101	.396			20-26	.769			35	1.9	24-0	57				100	5.6
Apel, Darryl	1993-95	24	2	101	4.2	22-44	.500	2-9	.222	10-12	.833	9	19	28	1.2	10-0	2	9	2	4	56	2.3
Arndt, Bill	1985-87	9	0	9	1.0	1-1	1.000	0-0	.000	0-0	.000			2	0.2	2-0	0	1	1	0	2	0.2
Ashford, Curtis	1983-84	16	0	147	9.2	23-46	.500			8-11	.727			8	0.5	17-0	13	13	0	6	54	3.4
Atkinson, Anthony	2003-05	35	31	1148	32.8	133-302	.440	53-141	.376	59-74	.797	13	83	96	2.7	54-1	143	112	1	57	378	10.8
Austin, Juan	1982-86	107	58	2439	22.8	206-538	.383			122-178	.685			172	1.6	325-26	366	233	16	123	534	5.0
Bailey, Jabril	2008-09	29	2	378	13.0	51-136	.375	13-50	.260	30-41	.732	16	31	47	1.6	22-0	16	30	10	19	145	5.0
Benston, Keys #	1977-80	76				127-293	.433			102-133	.767			266	3.5	171-11	30				356	4.7
Best, Corey	1994-98	100	77	2839	28.4	378-1000	.378	74-247	.300	269-367	.733	177	280	457	4.6	186-4	223	218	19	101	1099	11.0
Bishop, Reggie	2004-08	116	46	2643	22.8	326-823	.396	138-380	.363	178-235	.757	123	269	392	3.4	253-8	144	176	3	106	968	8.3
Bowser, James	1995-96	1	0	3	3.0	1-4	.250	1-3	.333	0-0	.000	1	0	1	1.0	0-0	2	1	0	0	3	3.0
Britto, Tony	1978-82	104	99	3197	30.7	497-995	.499			197-309	.638			775	7.5	314-	209	265	100		1191	11.5
Brown, Eddie	2007-08	7	0	89	12.7	10-27	.370	2-9	.222	3-6	.500	8	6	14	2.0	24-1	5	10	3	3	25	3.6
Bruce, Steve	1986-90	100	27	1561	15.6	106-237	.447	15-31	.484	74-104	.712			173	1.7	81-1	179	122	8	41	301	3.0
Butler, Freddie	1993-95	44	19	736	16.7	69-159	.434	0-1	.000	26-49	.531	68	85	153	3.5	80-2	13	33	9	16	164	3.7
Camí, Jose	2007-08	21	5	251	12.0	13-68	.191	9-53	.170	13-21	.619	4	17	21	1.0	35-1	10	18	1	6	48	2.3
Canady, Larry	1982-84	56	56	1981	35.4	271-564	.481			189-273	.692			440	7.9	161-3	43	112	35	74	731	13.1
Capin, Jake	2007-09	10	0	15	1.5	2-4	.500	2-3	.667	2-2	1.000	0	0	0	0.0	1-0	0	0	0	0	8	0.8
Cardwell, Donnie	1977-79	31				57-173	.329			63-80	.788			47	1.5	68-2	93				181	5.8
Carter, Jay	2000-02	51	3	678	13.3	100-233	.429	0-0	.000	31-72	.431	79	85	164	3.2	112-3	17	49	39	17	231	4.5
Celestin, Amir	2008-	30	1	577	19.2	52-114	.456	22-51	.431	16-35	.457	3	32	35	1.2	91-5	70	54	3	22	142	4.7
Chester, Kevin	2003-04	20	3	168	8.4	11-39	.282	0-0	.000	0-4	.000	14	18	32	1.6	27-0	4	4	1	6	22	1.1
Childress, Brad	1986-90	115	113	4093	35.8	385-861	.447	123-281	.438	210-261	.805			367	3.2	304-10	543	268	3	243	1105	9.6
Cockram, Jimmy	1988-90	25	0	101	4.0	9-35	.257	2-17	.118	8-10	.800	7	12	19	0.8	12-0	5	18	0	4	28	1.1
Coleman, Ben	2004-06	10	1	12	1.2	1-4	.250	1-2	.500	0-2	.000	0	0	0	0.0	2-0	0	1	0	0	3	0.3
Curtis, Ron	1978-82	107	105	3200	29.9	468-932	.502			303-443	.684			809	7.6	345-21	131	242	14	115	1239	11.6
Darden, Kurtis	1999-00	6	0	18	3.0	1-4	.250	0-2	.000	1-2	.500	2	2	4	0.7	0-0	3	3	0	1	3	0.5
Davis, Charles	1995-98	80	46	1759	21.9	220-474	.464	13-38	.342	68-146	.466	104	222	326	4.1	180-5	87	128	98	46	521	6.5
Dewey, Cole	2007-	8	0	14	1.8	1-4	.250	0-3	.000	1-2	.500	0	1	1	0.1	2-0	0	0	0	1	3	0.4
Dodson, Preston	2007-	60	11	816	13.6	83-188	.441	0-0	.000	95-144	.660	80	84	164	2.7	104-3	22	54	16	25	261	4.4
Dupre, Robby	2002-04	52	10	740	14.2	91-223	.408	33-80	.413	58-92	.630	71	104	175	3.4	100-1	22	49	4	24	273	5.3
Eackles, Ledell	2005-07	59	55	1699	28.8	171-427	.401	72-227	.317	129-207	.623	35	164	199	3.4	121-1	294	200	1	145	543	9.2
Edmonds, Marvin	1988-91	78	32	1185	15.2	194-391	.496	0-0	.000	58-101	.574	86	183	269	3.5	171-6	28	85	103	21	446	5.7
Edwards, Jonte'	1999-03	102	76	2389	23.4	350-673	.520	3-19	.158	271-426	.636	196	388	484	4.7	230-9	72	146	73	53	974	9.5
Elbaum, Russ	1981-85	96	42	1461	15.2	149-346	.431			48-83	.578			298	3.1	195-7	44	84	39	39	346	3.6
Ellison, Billy	1989-93	81	72	1964	24.3	280-513	.546	0-0	.000	152-297	.512	127	187	314	3.9	228-6	114	142	21	39	713	8.8
Elmore, Gary	1986-89	70	17	990	14.1	83-236	.352	54-143	.378	43-58	.741			80	1.1	113-4	103	79	0	43	263	3.8
Epps, Robert	1977-78	23				79-168	.470			35-58	.603			129	5.6	47-1	15				193	8.4
Fagbenle, Oladapo	2005-08	55	5	571	10.4	37-89	.416	0-4	.000	10-24	.417	56	96	152	2.8	99-2	30	36	54	15	84	1.5
Fellers, Adam	1998-02	110	84	3496	31.8	491-1214	.404	296-805	.368	197-233	.845	23	222	245	2.2	113-0	175	167	2	81	1495	13.6
Ferguson, Chris	2000-01	9	0	50	5.6	6-12	.500	0-0	.000	2-7	.286	2	8	10	1.1	9-0	1	1	1	1	14	1.6
Fitzpatrick, Jim	1995-97	41	19	748	18.2	78-201	.389	49-130	.377	43-65	.662	11	45	56	1.4	56-1	104	62	1	30	248	6.1
Floyd, Rodney	1989-90	20	0	138	6.9	13-25	.520	0-0	.000	9-19	.474	10	21	31	1.6	20-0	2	11	6	4	35	1.8
Gibbs, Johnny	1979-81	28	0	292	10.4	15-39	.385			8-26	.308			45	1.6	37-1	11	22	0	3	38	1.4
Gibson, Russ	2003-07	100	44	1827	18.3	158-406	.386	33-123	.268	98-153	.640	88	154	242	2.4	172-4	88	132	18	28	447	4.5
Gilchrist, Ernie #	1977-79	10				0-5	.000			4-5	.800			3	0.3	1-0	0				4	0.4
Gourdine, Rod	1989-91	42	38	1186	28.3	200-451	.443	29-83	.349	158-210	.752	69	99	168	4.0	100-5	80	131	3	43	586	13.9
Gray, Derek	2000-04	105	27	1517	14.4	131-354	.370	57-194	.294	51-72	.708	36	77	113	1.1	80-0	174	150	10	82	370	3.5
Green, Kelvin	1990-91	6	0	38	6.3	1-5	.200	0-0	.000	4-8	.500	2	2	4	0.7	3-0	3	7	0	2	6	1.0
Grier, Clarence	1983-87	106	80	2710	25.6	586-1276	.459	7-20	.350	335-447	.749			385	3.6	240-4	104	249	55	63	1514	14.3
Griffin, Andy	1980-81	16	0	107	6.7	20-42	.476			8-14	.571			28	1.7	18-0	4	4	1	0	48	3.0
Griffin, Kim	1981-83	38	28	1090	28.7	108-277	.390			20-45	.444			74	1.9	92-3	59	64	4	33	236	6.2
Griffin, Stephon	2004-07	54	11	673	12.5	22-81	.272	8-36	.222	71-92	.772	6	50	56	1.0	87-2	79	101	1	29	123	2.3
Gurley, Scott	1993-97	53	4	286	5.4	27-75	.360	14-40	.350	25-33	.758	1	15	16	0.3	27-0	20	21	0	10	93	1.8
Gwynne, Matt	2008-09	27	14	414	15.3	72-169	.426	14-40	.350	42-57	.737	35	68	103	3.8	58-0	23	36	1	4	200	7.4
Hall, Mike	1989-92	54	15	663	12.3	55-118	.466	0-1	.000	38-63	.603	37	81	118	2.2	96-3	10	39	6	17	148	2.7
Hall, Salaam	1991-95	106	33	1655	15.6	166-453	.366	43-129	.333	113-171	.661	80	166	246	2.3	144-2	93	89	10	70	488	4.6
Hamilton, Steve	1989-91	43	4	406	9.4	11-53	.207	1-6	.167	26-48	.542	14	29	43	1.0	28-0	43	52	1	10	49	1.1
Hannibal, Damien	1999-01	48	36	1145	23.9	139-222	.626	1-1	1.000	61-91	.670	97	165	262	5.5	167-17	29	68	7	41	340	7.1
Harrison, Jared	1992-95	71	9	833	11.7	72-232	.310	48-138	.348	85-113	.752	15	54	69	0.9	97-0	45	54	0	23	277	3.9
Hartley, Junard	2007-	60	54	1589	26.5	91-220	.414	19-64	.297	90-139	.647	54	171	225	3.8	158-5	262	151	8	87	291	4.9
Heckstall, John #	1977-79	50				240-554	.433			158-225	.702			375	7.5	132-2	85				638	12.8
Heckstall, Will #	1977-79	37				68-167	.407			34-73	.466			120	3.2	93-7	38				170	4.6
Henry, Brian	1985-89	90	6	556																		

Division I Era (1977-2009) Career Stats

Player	Years	GP	GS	Min	Avg	TOTAL			3-POINT			REBOUNDS				PF-FO	A	TO	Blk	Stl	Pts	Avg
						FG-FGA	Pct	FT-FTA	Pct	Off	Def	Tot	Avg	3FG-FGA	Pct							
Klein, Dominique	2001-05	98	29	1853	18.9	240-567	.423	58-166	.349	110-190	.579	125	318	443	4.5	208-4	74	141	30	67	648	6.6
Knox, Tyreck	1997-00	62	30	846	13.7	106-245	.433	2-9	.222	51-95	.537	61	93	154	2.5	103-4	20	67	42	33	265	4.3
Kossangue, William	2008-	29	6	387	13.3	51-121	.421	19-51	.373	10-16	.625	20	42	62	2.1	23-0	25	18	1	19	131	4.5
Latham, Maurice	2004-06	52	49	1546	29.7	281-557	.505	23-78	.295	193-262	.737	172	220	392	7.5	150-1	100	161	10	52	778	14.9
Layton, Wes	1998-00	53	42	1455	27.5	100-271	.369	77-216	.356	38-53	.717	18	101	119	2.3	119-5	204	130	1	50	315	5.9
Lee, Brooks	2001-03	53	53	1613	30.4	101-251	.402	81-206	.393	87-99	.879	3	61	64	1.2	90-3	254	171	0	46	370	6.9
Lee, Jamie	1990-94	95	5	1275	13.4	177-427	.415	91-244	.373	67-82	.817	52	119	171	1.8	97-0	68	85	5	37	512	5.4
Lehmann, Ben	1977-79	22				13-43	.302			2-5	.400			17	0.8	17-1	24			28	1.3	
Livers, Zach	1993-96	62	18	802	12.9	86-222	.387	21-80	.263	60-85	.706	20	65	85	1.4	86-1	24	58	2	22	253	4.1
Mardis, Matt	1996-00	105	43	1804	17.2	259-630	.411	79-225	.351	69-88	.784	47	118	165	1.6	156-1	147	144	16	65	666	6.3
Marsh, Lee	2002-04	50	5	626	12.5	65-182	.357	20-77	.260	43-59	.729	44	60	94	1.9	88-3	41	62	5	14	193	3.9
Martin, Steve	1989-93	109	54	2390	21.9	285-696	.409	80-230	.348	85-125	.680	46	164	210	1.9	208-6	165	161	4	94	735	6.7
Mauldin, Darrell #	1977-80	71				327-622	.526			167-199	.839			100	1.4	119-5	170			821	11.6	
McCants, Roddney	1977-81	90				252-489	.515			126-209	.603			296	3.3	214-15	38			630	7.0	
McGee, Andrea	1983-85	54	50	1881	34.8	287-583	.492			198-268	.739			237	4.4	93-0	125	132	16	99	772	14.3
McGowne, Chris	2002-03	8	0	29	3.6	0-2	.000	0-0	.000	0-0	.000	0	4	4	0.5	4-0	0	3	0	0	0	0.0
McKeiver, Brad	2000-04	66	28	1032	15.6	75-203	.369	14-53	.264	54-66	.818	32	87	119	1.9	148-7	100	98	15	31	218	3.3
McLean, James #	1977-78	22				86-193	.446			25-37	.676			48	2.2	44-2	26			197	9.0	
McLean, Ronnie	1983-84	5	0	8	1.6	0-1	.000			1-6	.167			1	0.2	0-0	1	1	0	3	1	0.2
McNeil, Julius	1987-89	57	33	1422	24.9	250-519	.482	13-33	.394	51-81	.630	85	132	217	3.8	129-3	44	102	4	27	564	9.9
Merthie, Lorne	2008-	30	30	871	29.0	83-227	.366	52-130	.400	66-84	.786	12	85	97	3.2	66-8	73	59	1	47	284	9.5
Miller, Andy	1997-01	65	3	514	7.9	36-88	.409	0-1	.000	14-25	.560	24	57	81	1.2	49-0	16	41	8	10	86	1.3
Miller, Chris	1985-89	81	6	521	6.4	22-62	.355	3-7	.429	21-34	.618			65	0.8	61-0	58	37	2	11	68	0.8
Miller, George	1994-98	95	43	1680	17.7	236-551	.428	82-225	.364	160-245	.653	116	228	344	3.6	214-4	70	127	35	60	714	7.5
Mitchell, Doug	1990-94	99	31	1481	14.9	142-274	.518	0-1	.000	79-113	.699	99	128	227	2.3	228-12	29	94	21	37	363	3.7
Mocnik, Mark	1988-93	116	87	3246	28.0	556-1307	.425	295-747	.395	226-290	.779	78	328	406	3.5	150-2	205	214	33	102	1635	14.1
Mueller, Jody	1981-83	23	0	77	14-33	.424				1-8	.125			14	0.6	17-0	5	4	0	2	29	1.3
Murray, Bobby	1989-93	38	1	94	2.5	12-31	.387	7-17	.412	4-7	.571	3	9	12	0.3	3-0	4	9	0	2	35	0.9
Nash, Kelvin	1982-85	78	52	1651	21.2	140-311	.450			78-140	.557			337	4.3	241-16	33	142	77	25	358	4.6
Neely, Scott	1991-96	115	92	3346	29.1	479-1078	.444	244-553	.441	175-225	.778	178	277	455	4.0	197-5	216	227	7	97	1377	12.0
Newton, Jeff #	1977-79	34				20-61	.328			34-48	.708			53	1.6	39-1	25			74	2.2	
Newton, Rett	1978-82	99	60	2452	24.8	178-383	.465			167-270	.619			317	3.2	289-15	225	208	38	79	523	5.3
Paine, Brian	1997-99	26	1	167	6.4	14-46	.304	7-25	.280	1-10	.100	6	14	20	0.8	20-0	9	8	6	3	36	1.4
Parker, Corey	2002-04	44	10	796	18.1	94-232	.405	19-62	.306	51-78	.654	17	63	80	1.8	80-3	71	65	3	40	258	5.9
Parker, Rene	1982-84	43	3	312	7.3	38-87	.437			13-18	.722			39	0.9	30-1	11	29	5	3	89	2.1
Perkins, Julius	2007-08	30	9	637	21.2	45-104	.433	0-2	.000	62-118	.525	13	42	55	1.8	86-2	94	94	6	36	152	5.1
Perry, Jonathan	2007-09	16	0	14	0.9	3-6	.500	3-5	.600	2-2	1.000	0	1	1	0.1	1-0	4	1	0	0	11	0.7
Pogue, Dan	1992-96	104	95	3295	31.7	129-383	.337	9-66	.137	99-173	.572	53	244	297	2.9	291-10	701	371	24	169	366	3.5
Poole, Comerlee	2004-06	55	37	1163	21.2	164-315	.521	5-17	.294	38-79	.481	146	197	343	6.2	107-0	23	71	16	34	371	6.7
Pringle, Ruell	2004-08	85	56	1875	22.1	292-714	.409	109-320	.341	140-193	.725	57	142	199	2.3	166-2	148	175	4	63	833	9.8
Quinn, Lee	1979-82	38	31	855	22.5	102-251	.406			64-97	.660			66	1.7	75-1	66	69	7	50	268	7.1
Reynolds, Chris	2008-	28	0	289	10.3	39-82	.476	0-3	.000	24-35	.686	21	36	57	2.0	35-1	13	30	7	10	102	3.6
Rhone, James	1982-83	1	0	3	3.0	0-2	.000			0-0	.000	0	0	0	0.0	0-0	0	0	0	0	0	0.0
Rice, Mike	1991-93	33	0	159	4.8	10-32	.313	0-0	.000	16-23	.696	8	26	34	1.0	31-0	6	13	2	1	36	1.1
Roberts, Drake	1997-98	27	7	578	21.4	43-144	.299	23-80	.288	33-43	.767	20	48	68	2.5	52-0	80	75	3	37	142	5.3
Roberts, Mark	1979-81	49	0	378	7.7	37-91	.407			64-87	.736			27	0.6	51-0	32	70	0	10	138	2.8
Robertson, Bryce	1980-82	33	22	821	24.9	68-133	.511			42-85	.494			94	2.8	93-4	114	94	4	46	178	5.4
Rodriguez, Jonathan	2006-	91	91	2990	32.9	549-1151	.477	53-173	.306	480-638	.752	260	564	824	9.1	207-3	226	271	60	130	1631	17.9
Simmons, Jamie	1996-00	109	80	2765	25.4	339-659	.514	0-3	.000	193-291	.663	229	387	616	5.7	211-6	134	203	108	74	871	8.0
Smith, Eric	2005-07	59	52	1666	28.2	271-668	.406	172-458	.376	148-192	.771	57	152	209	3.5	132-1	122	146	19	74	857	14.5
Smith, Harvey	1980-84	109	78	3178	29.2	394-881	.447	1-3	.333	133-213	.624			242	2.2	285-16	284	237	10	116	922	8.5
Smith, Jason	1995-99	78	21	903	11.6	102-213	.479	1-4	.250	90-158	.570	85	126	211	2.7	147-6	12	89	12	10	295	3.8
Smith, Joey	1998-00	50	14	800	16.0	83-199	.417	22-74	.297	40-54	.741	37	86	123	2.5	109-4	104	86	7	28	228	4.6
Smith, Reggie	1989-91	50	27	1006	20.1	136-293	.464	0-3	.000	64-135	.474	80	146	226	4.5	119-6	26	102	19	34	336	6.7
Spain, Kevin	1980-84	80	12	849	10.6	35-116	.302			68-92	.739			46	0.5	92-0	115	78	4	60	138	1.7
Spencer, Larry	1984-87	74	46	1544	20.9	239-550	.435	52-113	.460	38-47	.809			191	2.6	113-1	89	83	21	30	568	7.7
Spinks, Joe	1990-94	111	105	3505	31.6	647-1251	.517	72-180	.400	345-537	.642	238	716	954	8.6	363-21	344	297	155	220	1711	15.4
Springs, Chris	1985-89	96	27	1607	16.7	189-420	.450	39-116	.336	115-181	.635			223	2.3	171-4	154	139	26	89	532	5.5
Stankus, Zydrunas	2000-02	51	31	977	19.2	129-322	.401	34-119	.286	32-56	.571	46	81	127	2.5	81-1	67	71	5	14	324	6.4
Stanton, Paul	1979-80	19	0	137	7.2	10-30	.333			7-12	.583			7	0.4	25-1	6	12	3	5	27	1.4
Staton, Wendell	1985-86	2	0	6	3.0	1-4	.250			0-0	.000	0	0	0	0.0	4-0	0	1	0	0	2	1.0
Stephenson, Pat	2002-04	20	1	138	6.9	6-12	.500	4-7	.571	3-5	.600	4	9	13	0.7	12-0	4	5	2	1	19	0.9
Sturdivant, Tim	1980-81	9	0	54	6.0	11-37	.297			6-11	.545			4	0.4	3-0	5	5	0	0	28	3.1
Taylor, Miles	2008-	29	16	492	17.0	64-134	.478	5-18	.278	38-63	.603	28	43	71	2.4	49-0	21	34	1	14		


1,000 Point Club



1. Sam Stagers			6-6	C	Mullins, S.C.	1973-77 (4)				1,947						
Year	GP	GS	MIN-Avg	FGM-FGA	Pct.	3FG-3FGA	Pct.	FTM-FTA	Pct.	Reb	Rpg	Ast	St	BS	Pts	Ppg
1973-74	28			127-275	.462			73-99	.737	259	9.3				327	11.7
1974-75	31			230-409	.562			114-165	.691	287	9.3				574	18.5
1975-76	27			188-314	.599			68-108	.630	255	9.4				444	16.4
1976-77	33			258-425	.607			86-195	.441	347	10.5				602	18.2
Totals	119			803-1423	.564			341-567	.601	1148	9.6				1947	16.4



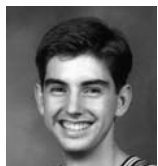
2. Johnny Marshbanks			6-8	C	Marietta, Ga.	1965-69 (4)				1,723						
Year	GP	GS	MIN-Avg	FGM-FGA	Pct.	3FG-3FGA	Pct.	FTM-FTA	Pct.	Reb	Rpg	Ast	St	BS	Pts	Ppg
1965-66	25			143				56-100	.560						342	13.7
1966-67	27			192				96-140	.686						480	17.8
1967-68	26			198				91-133	.684						487	18.7
1968-69	27			175-372	.470			64-104	.615	199	7.4				414	15.3
Totals	105			708				307-477	.644						1723	16.4



3. Joe Spinks			6-7	F	Asheboro, N.C.	1990-94 (4)				1,711						
Year	GP	GS	MIN-Avg	FGM-FGA	Pct.	3FG-3FGA	Pct.	FTM-FTA	Pct.	Reb	Rpg	Ast	St	BS	Pts	Ppg
1990-91	28	25	883-31.5	118-226	.522	0-0	.000	88-133	.662	262	9.4	51	62	29	324	11.6
1991-92	31	31	989-31.9	140-274	.511	2-5	.400	67-103	.650	261	8.4	111	66	52	349	11.3
1992-93	24	24	749-31.2	174-313	.556	25-60	.417	81-119	.681	186	7.8	100	48	41	454	18.9
1993-94	28	25	884-31.6	215-438	.491	45-115	.391	109-182	.599	245	8.8	82	44	33	584	20.9
Totals	111	105	3505-31.6	647-1251	.517	72-180	.400	345-537	.642	954	8.6	344	220	155	1711	15.4



4. Mike Reidy			6-4	F	Bronx, N.Y.	1960-64 (4)				1,661						
Year	GP	GS	MIN-Avg	FGM-FGA	Pct.	3FG-3FGA	Pct.	FTM-FTA	Pct.	Reb	Rpg	Ast	St	BS	Pts	Ppg
1960-61	23			116				103-122	.844						335	14.6
1961-62	22			134				130-151	.861	290	13.2				398	18.1
1962-63	24			143				145-184	.788						431	18.0
1963-64	28			174				149-186	.801						497	17.8
Totals	97			567				527-643	.820						1661	17.1




5. Mark Mocnik			6-5	F	Fayetteville, N.C.	1988-93 (4)				1,635						
Year	GP	GS	MIN-Avg	FGM-FGA	Pct.	3FG-3FGA	Pct.	FTM-FTA	Pct.	Reb	Rpg	Ast	St	BS	Pts	Ppg
1988-89	30	1	652-21.7	115-274	.420	60-140	.429	62-71	.873	72	2.4	62	17	1	352	11.7
1989-90	28	28	868-31.0	132-346	.382	62-171	.363	49-62	.790	109	3.9	68	22	7	377	13.5
1990-91			DN P - Medical Redshirt													
1991-92	31	31	977-31.5	165-364	.453	96-229	.419	69-97	.711	115	3.7	42	44	14	495	16.0
1992-93	27	27	749-27.7	144-323	.446	77-207	.372	46-60	.767	110	4.1	33	19	11	411	15.2
Totals	116	87	3246-28.0	556-1307	.425	295-747	.395	226-290	.779	406	3.5	205	102	33	1635	14.1



6. Jonathan Rodriguez			6-5	F	Bayamon, P.R.	2006- (3)				1,631						
Year	GP	GS	MIN-Avg	FGM-FGA	Pct.	3FG-3FGA	Pct.	FTM-FTA	Pct.	Reb	Rpg	Ast	St	BS	Pts	Ppg
2006-07	31	31	1028-33.2	184-393	.468	20-69	.290	148-209	.708	272	8.8	94	45	34	536	17.3
2007-08	30	30	1051-35.0	202-414	.488	14-51	.275	208-272	.765	304	10.1	75	47	17	626	20.9
2008-09	30	30	911-30.4	163-344	.474	19-53	.358	124-157	.790	248	8.3	57	38	9	469	15.6
Totals	91	91	2990-32.9	549-1151	.477	53-173	.306	480-638	.752	824	9.1	226	130	60	1631	17.9



7. Henry Wilson			6-7	F	Hopkins, S.C.	1985-89 (4)				1,604						
Year	GP	GS	MIN-Avg	FGM-FGA	Pct.	3FG-3FGA	Pct.	FTM-FTA	Pct.	Reb	Rpg	Ast	St	BS	Pts	Ppg
1985-86	27	24	727-26.9	72-144	.500			34-52	.654	149	5.5	16	13	41	178	6.6
1986-87	30	30	951-31.7	167-318	.525	0-0	.000	99-152	.651	239	8.0	24	37	52	433	14.4
1987-88	27	27	928-34.4	191-333	.574	0-1	.000	111-162	.685	183	6.8	49	27	47	493	18.3
1988-89	27	26	851-31.1	191-343	.557	0-0	.000	118-165	.715	153	5.7	35	12	16	500	18.5
Totals	111	107	3457-31.1	621-1138	.546	0-1	.000	362-531	.682	724	6.5	124	89	156	1604	14.5



8. Danny Gaither			6-4	F	Olney, Md.	1970-74 (4)				1,601						
Year	GP	GS	MIN-Avg	FGM-FGA	Pct.	3FG-3FGA	Pct.	FTM-FTA	Pct.	Reb	Rpg	Ast	St	BS	Pts	Ppg
1970-71	26			152-305	.498			57-85	.671	201	7.7				361	13.9
1971-72	28			187				96-124	.774						469	16.8
1972-73	21			134-294	.456			56-77	.727	186	8.9				324	15.4
1973-74	27			184-386	.477			79-98	.806	224	8.3				447	16.6
Totals	102			657				288-384	.750						1601	15.7



9. Andrew Broadie			6-8	C	Raleigh, N.C.	1969-73 (4)				1,589						
Year	GP	GS	MIN-Avg	FGM-FGA	Pct.	3FG-3FGA	Pct.	FTM-FTA	Pct.	Reb	Rpg	Ast	St	BS	Pts	Ppg
1969-70	31			160				52-95	.547						372	12.0
1970-71	27			167-296	.564			72-105	.686	269	10.0				406	15.0
1971-72	26			179				80-117	.684						438	16.8
1972-73	27			166-388	.428			41-64	.641	243	9.0				373	13.8
Totals	111			679				245-381	.643						1589	14.3


1,000 Point Club




10. Cordell Wise				6-2	F	Riverside, N.J.	1967-70 (3)				1,584					
Year	GP	GS	MIN-Avg	FGM-FGA	Pct.	3FG-3FGA	Pct.	FTM-FTA	Pct.	Reb	Rpg	Ast	St	BS	Pts	Ppg
1967-68	26			197				79-120	.658						473	18.2
1968-69	27			204-458	.445			96-126	.762	305	11.3				504	18.7
1969-70	31			259				89-112	.795						607	19.6
Totals	84			660				264-358	.737						1584	18.9



11. Clarence Grier				6-6	F	Greensboro, N.C.	1983-87 (4)				1,514					
Year	GP	GS	MIN-Avg	FGM-FGA	Pct.	3FG-3FGA	Pct.	FTM-FTA	Pct.	Reb	Rpg	Ast	St	BS	Pts	Ppg
1983-84	26	23	612-23.5	96-234	.410			58-82	.707	68	2.6	31	11	10	250	9.6
1984-85	26	13	448-17.2	71-171	.415			35-50	.700	64	2.5	17	13	10	177	6.8
1985-86	24	14	643-26.8	132-298	.443			84-107	.785	103	4.3	26	12	12	348	14.5
1986-87	30	30	1007-33.6	287-573	.501	7-20	.350	158-208	.760	150	5.0	30	27	23	739	24.6
Totals	106	80	2710-25.6	586-1276	.459	7-20	.350	335-447	.749	385	3.6	104	63	55	1514	14.3



12. Adam Fellers				6-2	G	Fayetteville, N.C.	1998-02 (4)				1,495					
Year	GP	GS	MIN-Avg	FGM-FGA	Pct.	3FG-3FGA	Pct.	FTM-FTA	Pct.	Reb	Rpg	Ast	St	BS	Pts	Ppg
1998-99	27	2	609-22.6	79-213	.371	60-160	.375	12-15	.800	43	1.6	25	14	0	230	8.5
1999-00	28	27	1015-36.3	146-354	.412	96-240	.400	52-60	.867	76	2.7	52	28	0	440	15.7
2000-01	28	28	1050-37.5	136-330	.412	66-216	.306	76-90	.844	66	2.4	57	25	1	434	15.5
2001-02	27	27	822-30.4	130-317	.410	74-189	.392	57-68	.838	60	2.2	41	14	1	391	14.5
Totals	110	84	3496-31.8	491-1214	.404	296-805	.368	197-233	.845	245	2.2	175	81	2	1495	13.6



13. Allen McRae				6-6	F	Mullins, S.C.	1967-72 (4)				1,455					
Year	GP	GS	MIN-Avg	FGM-FGA	Pct.	3FG-3FGA	Pct.	FTM-FTA	Pct.	Reb	Rpg	Ast	St	BS	Pts	Ppg
1967-68	26			82				50-77	.649						214	8.2
1968-69	29			214				108-145	.745						536	18.5
1969-70	29			161				118-149	.792						440	15.2
1971-72	20			106				53-76	.697						265	13.3
Totals	104			563				329-447	.736						1455	14.0



14. Scott Neely				6-3	G	Granger, Ind.	1991-96 (4)				1,377					
Year	GP	GS	MIN-Avg	FGM-FGA	Pct.	3FG-3FGA	Pct.	FTM-FTA	Pct.	Reb	Rpg	Ast	St	BS	Pts	Ppg
1991-92	31	18	767-24.7	75-184	.408	31-76	.408	29-34	.853	118	3.8	59	25	2	210	6.8
1992-93	27	21	687-25.4	97-229	.424	53-118	.449	27-37	.730	86	3.2	35	14	1	274	10.1
1993-94	29	25	962-33.2	163-344	.474	81-173	.468	64-84	.762	135	4.7	61	34	3	471	16.2
1994-95	DNP - Medical Redshirt															
1995-96	28	28	930-33.2	144-321	.449	79-186	.425	55-70	.786	116	4.1	61	24	1	422	15.1
Totals	115	92	3346-29.1	479-1078	.444	244-553	.441	175-225	.778	455	4.0	216	97	7	1377	12.0




15. Ron Curtis				6-6	F	Washington, D.C.	1978-82 (4)				1,239					
Year	GP	GS	MIN-Avg	FGM-FGA	Pct.	3FG-3FGA	Pct.	FTM-FTA	Pct.	Reb	Rpg	Ast	St	BS	Pts	Ppg
1978-79	26	25	771-29.7	110-226	.487			57-97	.588	221	8.5	35			277	10.7
1979-80	27	27	699-25.8	88-187	.471			49-78	.628	201	7.4	18			225	8.3
1980-81	27	26	792-29.3	126-248	.508			96-119	.807	187	6.9	33	22	4	348	12.9
1981-82	27	27	938-34.7	144-271	.531			101-149	.678	200	7.4	45	30	6	389	14.4
Totals	107	105	3200-29.9	468-932	.502			303-443	.684	809	7.6	131			1239	11.6



16. John Heckstall				6-6	F	Colerain, N.C.	1975-79 (4)				1,200					
Year	GP	GS	MIN-Avg	FGM-FGA	Pct.	3FG-3FGA	Pct.	FTM-FTA	Pct.	Reb	Rpg	Ast	St	BS	Pts	Ppg
1975-76	25			61-115	.530			49-69	.710	101	4.0				171	6.8
1976-77	33			161-314	.513			69-112	.616	258	7.8				391	11.8
1977-78	24			114-273	.418			81-118	.686	194	8.1				309	12.9
1978-79	26			126-271	.465			77-107	.720	181	7.0				329	12.7
Totals	108			462-973	.475			276-406	.680	734	6.8				1200	11.1



17. Wayne Sanford				6-4	F	Coats, N.C.	1971-76 (4)				1,195					
Year	GP	GS	MIN-Avg	FGM-FGA	Pct.	3FG-3FGA	Pct.	FTM-FTA	Pct.	Reb	Rpg	Ast	St	BS	Pts	Ppg
1971-72	29			37				51-79	.646						125	4.3
1972-73	27			88-198	.444			52-73	.712	198	7.3				228	8.4
1973-74	DNP - Injured															
1974-75	31			160-325	.492			78-107	.729	206	6.6				398	12.8
1975-76	27			142-281	.505			75-109		255	9.4				444	16.4
Totals	114			427				256-368	.696						1195	10.5



18. Tony Britto				7-0	C	Providence, R.I.	1978-82 (4)				1,191					
Year	GP	GS	MIN-Avg	FGM-FGA	Pct.	3FG-3FGA	Pct.	FTM-FTA	Pct.	Reb	Rpg	Ast	St	BS	Pts	Ppg
1978-79	26	22	582-22.4	88-193	.456			26-46	.565	148	5.7	41			202	7.8
1979-80	27	26	854-31.6	131-285	.460			49-73	.671	226	8.4	77			311	11.5
1980-81	24	24	757-31.5	114-215	.530			46-70	.657	198	8.3	40	16	22	274	11.4
1981-82	27	27	1004-37.2	164-302	.543			76-120	.633	203	7.5	51	17	21	404	15.0
Totals	104	99	3197-30.7	497-995	.499			197-309	.638	775	7.5	209			1191	11.5

1,000 Point Club



19. Peter Wish		6-0	G	Camden, N.J.	1962-67 (4)				1,188							
Year	GP	GS	MIN-Avg	FGM-FGA	Pct.	3FG-3FGA	Pct.	FTM-FTA	Pct.	Reb	Rpg	Ast	St	BS	Pts	Ppg
1962-63	24			19				11-28	.393						49	2.0
1964-65	27			195				117-153	.765						507	18.8
1965-66	25			161				104-143	.727						426	17.0
1966-67	27			82				42-53	.792						206	7.2
Totals	103			457				274-377	.727						1188	11.5



20. Tarick Johnson		6-4	G	Fayetteville, N.C.	2000-04 (4)				1,180							
Year	GP	GS	MIN-Avg	FGM-FGA	Pct.	3FG-3FGA	Pct.	FTM-FTA	Pct.	Reb	Rpg	Ast	St	BS	Pts	Ppg
2000-01	26	0	315-12.1	56-124	.452	9-26	.346	17-28	.607	51	2.0	23	12	1	138	5.3
2001-02	27	10	541-20.0	112-265	.423	24-70	.343	48-64	.750	89	3.3	15	29	7	296	11.0
2002-03	27	27	894-33.1	180-390	.462	23-64	.359	79-114	.693	138	5.1	48	31	16	462	17.1
2003-04	23	20	607-26.4	104-259	.402	29-87	.333	47-62	.758	132	5.7	28	17	6	284	12.3
Totals	103	57	2357-22.9	452-1038	.435	85-247	.344	191-268	.713	410	3.9	114	89	30	1180	11.5



21. Don Whaley		6-3	F	Kinston, N.C.	1973-77 (4)				1,118							
Year	GP	GS	MIN-Avg	FGM-FGA	Pct.	3FG-3FGA	Pct.	FTM-FTA	Pct.	Reb	Rpg	Ast	St	BS	Pts	Ppg
1973-74	23			22-45	.489			13-19	.684	52	2.3				57	2.5
1974-75	31			95-187	.508			41-64	.641	84	2.7				231	7.5
1975-76	26			118-224	.527			56-81	.691	132	5.1				292	11.2
1976-77	33			220-440	.500			98-132	.742	224	6.8				538	16.3
Totals	113			455-896	.508			208-296	.703	492	4.4				1118	9.9



22. Brad Childress		5-9	G	Misenheimer, N.C.	1986-90 (4)				1,105							
Year	GP	GS	MIN-Avg	FGM-FGA	Pct.	3FG-3FGA	Pct.	FTM-FTA	Pct.	Reb	Rpg	Ast	St	BS	Pts	Ppg
1986-87	30	30	1095-36.5	93-195	.477	25-49	.510	44-59	.746	93	3.1	138	56	0	255	8.5
1987-88	27	27	996-36.9	112-245	.457	22-58	.379	58-67	.866	99	3.7	130	51	1	304	11.3
1988-89	30	28	1063-35.4	96-228	.421	33-83	.398	46-60	.767	91	3.0	172	77	1	271	9.0
1989-90	28	28	939-33.5	84-193	.435	43-91	.473	62-75	.827	84	3.0	103	59	1	275	9.8
Totals	115	113	4093-35.6	385-861	.447	123-281	.438	210-261	.805	367	3.2	543	243	3	1105	9.6



23. Corey Best		6-3	G	Wilson, N.C.	1994-98 (4)				1,099							
Year	GP	GS	MIN-Avg	FGM-FGA	Pct.	3FG-3FGA	Pct.	FTM-FTA	Pct.	Reb	Rpg	Ast	St	BS	Pts	Ppg
1994-95	25	7	614-24.6	77-230	.335	8-34	.235	43-65	.662	91	3.6	48	13	0	205	8.2
1995-96	28	28	843-30.1	130-326	.399	23-73	.315	85-110	.773	153	5.5	41	35	8	368	13.1
1996-97	27	24	851-31.5	119-290	.410	33-88	.375	94-116	.810	138	5.1	80	29	9	365	13.5
1997-98	20	18	531-26.6	52-154	.338	10-52	.192	47-76	.618	75	3.8	54	24	2	161	8.1
Totals	100	77	2839-28.4	378-1000	.378	74-247	.300	269-367	.733	457	4.6	223	101	19	1099	11.0



24. Marshall Lovett		5-11	G	Fayetteville, N.C.	1972-76 (4)				1,064							
Year	GP	GS	MIN-Avg	FGM-FGA	Pct.	3FG-3FGA	Pct.	FTM-FTA	Pct.	Reb	Rpg	Ast	St	BS	Pts	Ppg
1972-73	27			80-162	.494			58-76	.763	74	2.7				218	8.1
1973-74	9			44-96	.458			8-15	.533	42	4.7				96	10.7
1974-75	31			141-257	.549			106-133	.797	78	2.5				388	12.5
1975-76	26			137-255	.537			88-111	.793	74	2.8				362	13.9
Totals	93			402-770	.522			260-335	.776	268	2.9				1064	11.4

All-Time 500-Point Seasons

(Senior College / 1961-2009)

	Name	Year	Points
1.	Clarence Grier	1986-87	739
2.	Jonathan Rodriguez	2007-08	626
3.	Cordell Wise	1969-70	607
4.	Sam Staggers	1976-77	602
5.	Joe Spinks	1993-94	584
6.	Sam Staggers	1974-75	574
7.	Don Whaley	1976-77	538
8.	Allen McRae	1968-69	536
	Jonathan Rodriguez	2006-07	536
10.	Peter Wish	1964-65	507
11.	Cordell Wise	1968-69	504
12.	Maurice Latham	2005-06	503



Jonathan Rodriguez (above), Cordell Wise and Sam Staggers are the only Camels to score 500 or more points in a season more than once in their careers.

Team Records (NCAA Division I / 1977-2009)

Game

Points (Overall): 133 vs. Methodist (12/2/87)
 Points (Road): 100 vs. Baptist (1/13/79)
 Points (In loss): 99 (99-110) vs. Northwestern (LA) State (12/14/77); 99 (99-105) vs. Stetson (1/20/79); 99 (99-103) vs. Belmont (OT) (2/18/06)
 Points (Combined): 217 (133-84) vs. Methodist (12/2/87)
 Points (1st half): 67 vs. Methodist (12/2/87)
 Points (2nd half): 66 vs. Methodist (12/2/87)
 Points (Overtime): 19 vs. Jacksonville State (12/4/00)
 Points (A-Sun Opponent): 104 vs. Stetson (2/8/07)
 Points (A-Sun Opponent / Road): 95 at Lipscomb (1/4/06)
 Fewest Points (Home): 36 vs. High Point (12/1/80)
 Fewest Points (Road): 36 at North Carolina State (11/18/98); 36 at UNC Wilmington (12/11/02)
 Fewest Points (1st half): 8 at College of Charleston (1/29/98)
 Fewest Points (2nd half): 13 vs. Wake Forest (12/9/89)
 Fewest Points (Overtime): 3 vs. Wisconsin-Green Bay (1/27/83)
 Largest Win Margin: 52 (114-62) vs. Ferrum (1/3/94)
 Largest Win Margin (Division I Opponent): 43 (87-44) at Kennesaw State (1/31/09)
 Largest Win Margin (A-Sun Opponent): 43 (87-44) at Kennesaw State (1/31/09)
 Largest Road Win Margin: 43 (87-44) at Kennesaw State (1/31/09)
 Largest Loss Margin: 55 (44-99) at North Carolina State (11/26/04)
 Largest Loss Margin (Carter Gym): 39 (58-97) vs. College of Charleston (2/3/97)
 Field Goals Made: 54 vs. Methodist (12/2/87)
 Field Goals Attempted: 88 vs. Methodist (12/2/87)
 Field Goal Percentage: 70.0 (28-40) vs. Brooklyn (1/20/86)
 Field Goal Percentage (A-Sun opponent): 65.0 (26-40) at Georgia State (1/4/00)
 3-Pt. Field Goals Made: 16 at Winthrop (2/22/93)
 3-Pt. Field Goals Attempted: 38 vs. East Tennessee State (1/7/06)
 3-Pt. Field Goal Percentage: 80.0 (8-10) vs. Charleston Southern (1/25/92)
 Free Throws Made: 36 vs. Lipscomb (1/31/04)
 Free Throws Attempted: 49 vs. Towson State (12/3/83); 49 vs. Baptist (1/13/90)
 Free Throw Percentage
 (10-19 attempts): 100.0 (11-11) vs. College of Charleston (1/27/96)
 (20-29 attempts): 95.2 (20-21) vs. Mercer (1/30/03)
 (30-39 attempts): 86.7 (26-30) at Jacksonville (2/16/09)
 (40 or more attempts): 77.5 (31-40) vs. Virginia Military (2/19/81)
 Rebounds: 62 vs. Methodist (12/8/80); 62 vs. Methodist (12/1/86)
 Assists: 34 vs. Methodist (12/2/87)
 Steals: 20 vs. Pembroke State (2/5/79)
 Blocked Shots: 13 vs. Methodist (12/1/86)
 Longest Game: 55 minutes (84-95 loss, 3ot) vs. Radford (2/11/88)
 Turnovers: 37 at Vanderbilt (12/19/98)
 Fewest Turnovers: 3 at Samford (2/2/95)
 Personal Fouls: 39 vs. Northwestern (LA) State (12/14/77)
 Fouled Out: 5 vs. Northwestern (LA) State (12/14/77)

Season

Most Victories: 20 (1993-94)
 Most Victories (A-Sun): 11 (1995-96), (2008-09)
 Fewest Victories: 2 (2004-05)
 Fewest Losses: 9 (1993-94)
 Most Losses: 25 (2004-05)
 Best Winning Percentage: 69.0 (1993-94)
 Worst Winning Percentage: 07.4 (2-25) in 2004-05

Longest Winning Streak: 7 games (1993-94), (1995-96)
 Longest Losing Streak: 22 games (2004-05)
 Most Points: 2,433 (2006-07)
 Highest Scoring Average: 82.8 (2005-06)
 Field Goals Made: 854 (1986-87)
 Field Goals Attempted: 1,837 (2005-06)
 Field Goal Percentage: 48.7 (812-1668) in 1988-89
 3-Pt. Field Goals Made: 276 (2005-06)
 3-Pt. Field Goals Attempted: 787 (2005-06)
 3-Pt. Field Goal Percentage: 44.4 (115-259) in 1986-87
 Free Throws Made: 577 (2006-07)
 Free Throws Attempted: 799 (2006-07)
 Free Throw Percentage: 72.2 (577-799) (2006-07)
 Rebounds: 1,109 (2006-07)
 Assists: 509 (2006-07)
 Steals: 300 (2006-07)
 Blocked Shots: 117 (1997-98)
 Games (Regular Season): 29 (2006-07, 2007-08, 2008-09)
 Games (With Post Season): 31 (1991-92, 2006-07)
 Minutes Played: 6,275 (2006-07)
 Turnovers: 553 (2006-07)
 Personal Fouls: 624 (2008-09)
 Fouled Out: 28 (1979-80)

Campbell 100-Point Games

Score	FG	FT	Opponent	Date	Site
133-84	54 (4)	21	Methodist	12/2/87	Carter Gym
114-62	40 (6)	28	Ferrum	1/3/94	Carter Gym
107-65	40 (10)	17	Ohio Valley	12/30/06	Carter Gym
106-87	41	24	Pembroke State	2/5/79	Carter Gym
106-66	38 (9)	21	UNC Pembroke	11/11/06	Carter Gym
105-74	40 (4)	21	Methodist	12/1/86	Carter Gym
104-82	30 (15)	29	Stetson	2/8/07	Carter Gym
101-88	31 (12)	27	Radford	12/18/06	Carter Gym
100-78	41	18	Baptist	1/13/79	Charleston, S.C.
100-94	32 (8)	28	UNC Wilmington	11/20/06	Carter Gym

(Three-point field goals in parenthesis)

Campbell Opponent 100-Point Games

Score	FG	FT	Opponent	Date	Site
82-120	42 (21)	15	Troy State	1/28/04	Troy, Ala.
82-119	48 (10)	13	San Diego State	12/12/06	San Diego, Calif.
99-110	37	36	Northwestern State	12/14/77	Natchitoches, La.
96-110	41 (9)	19	East Tennessee State	1/7/06	Carter Gym
83-108	47	14	North Carolina State	12/9/78	Raleigh, N.C.
73-108	41 (6)	20	Florida State	12/22/05	Tallahassee, Fla.
73-107	36 (14)	21	Troy State	1/3/04	Carter Gym
56-106	39 (16)	12	Central Florida	2/28/04	Orlando, Fla.
99-105(ot)	39	27	Stetson	1/20/79	DeLand, Fla.
67-105	41 (13)	10	East Carolina	1/2/92	Greenville, N.C.
66-105	43	19	Marshall	2/13/82	Huntington, W.Va.
80-103	36 (13)	18	Florida International	1/17/98	Carter Gym
99-103(ot)	37 (8)	21	Belmont	2/18/06	Carter Gym
91-102	37 (11)	17	Belmont	1/2/06	Nashville, Tenn.
62-101	38 (9)	16	Wake Forest	12/10/88	Winston-Salem, N.C.
71-100	43	14	North Carolina State	12/19/79	Raleigh, N.C.
65-100	35	30	Western Carolina	1/19/81	Cullowhee, N.C.
75-100	39 (14)	8	Troy State	2/1/03	Carter Gym
76-100	37 (9)	17	East Tennessee State	1/9/07	Carter Gym

(Three-point field goals in parenthesis)

Individual Records (NCAA Division I / 1977-2009)

Note: Campbell's all-time school record for points scored in a game is 46 held by Johnny Marshbanks vs. Mars Hill (12/1/67) during the NAIA days and by George Lehmann vs. Brewton-Parker (1/15/60) in junior college period. Campbell's all-time record for rebounds in a game is 26 by Cordell Wise vs. High Point in '68.

Game

Points (Overall): 39 by Clarence Grier vs. Virginia Wesleyan (1/7/87)
 Points (Road): 37 by Adam Fellers at UNC Asheville (11/18/00)
 Points (A-Sun): 35 by Adam Fellers vs. Jacksonville State (12/4/00)
 Points (A-Sun Road): 34 by Jonathan Rodriguez at Gardner-Webb (2/16/08)
 Points (A-Sun Tournament): 25 by Scott Neely at Stetson (2/29/96)
 Points (Big South): 38 by Clarence Grier vs. Radford (2/2/87)
 Points (Big South Tournament): 32 by Henry Wilson vs. UNC Asheville (2/27/87); 32 by Scott Neely vs. Radford (3/5/94)
 Points (Two Players): 60 by Henry Wilson (30) and Mark Mocnik (30) vs. Augusta (3/2/89)
 Points (Three Players): 72 by Fred Whitfield (26), Ron Curtis (24) and John Heckstall (22) vs. Stetson (1/20/79); 72 by Henry Wilson (30), Mark Mocnik (30) and Brad Childress (12) vs. Augusta (3/2/89)
 Points (Four Players): 91 by Fred Whitfield (26), Ron Curtis (24), John Heckstall (22) and Darrell Mauldin (19) vs. Stetson (1/20/79)
 Field Goals Made: 16 by Clarence Grier vs. East Carolina (12/17/86); 16 by Tarick Johnson vs. Lipscomb (2/12/03)
 Field Goals Attempted: 33 by Joe Spinks vs. Liberty (3/7/94)
 FG Percentage
 (10-14 attempts): 100.0 (10-10) by Billy Ellison vs. Mount Olive (2/6/92); 91.7 (11-12) by Adam Fellers vs. Florida Atlantic (2/7/02)
 (15-19 attempts): 86.7 (13-15) by Henry Wilson vs. Radford (1/30/89)
 (20-24 attempts): 65.0 (13-20) by Clarence Grier vs. Howard (12/8/86)
 (25 or more attempts): 57.7 (15-26) by Clarence Grier vs. Virginia Wesleyan (1/7/87)
 3-Pt. Field Goals Made: 11 by Scott Neely at Coastal Carolina (1/29/94)
 3-Pt. Field Goals Attempted: 17 by Scott Neely at Coastal Carolina (1/29/94); 17 by Adam Fellers vs. Troy State (1/27/01)
 3-Pt. Field Goal Percentage (Min.10 att.): 64.7 (11-17) by Scott Neely at Coastal Carolina (1/29/94)
 Free Throws Made: 15 by Corey Best at Wofford (1/20/97)
 Free Throws Attempted: 20 by Ron Curtis vs. East Carolina (1/20/82)
 Free Throw Percentage (Min. 10 att.):
 100.0 (12-12) by Keys Benston vs. Northwestern (LA) State (12/14/77)
 100.0 (10-10) by Larry Canady vs. UNC Wilmington (2/20/84)
 100.0 (10-10) by Mark Mocnik vs. Coastal Carolina (2/25/89)
 100.0 (10-10) by Scott Neely at Maryland Baltimore County (2/21/94)
 100.0 (10-10) by Corey Best at Coastal Carolina (11/25/97)
 100.0 (10-10) by Maurice Latham vs. Belmont (2/18/06)
 100.0 (10-10) by Jonathan Rodriguez vs. Stetson (2/8/07)
 Rebounds: 19 by Henry Wilson vs. Methodist (12/1/86)
 Rebounds (A-Sun): 18 by Jonathan Rodriguez at Belmont (2/28/08)
 Assists (Home): 16 by Dan Pogue vs. UNC Asheville (2/8/93)
 Assists (Road): 13 by Dan Pogue at UNC Greensboro (2/24/94)
 Steals: 10 by Ledell Eackles vs. UNC Pembroke (11/11/06)
 Blocked Shots: 7 by Tony Britto vs. East Tennessee State (12/17/79); 7 by Kelvin Nash vs. Texas Christian (12/18/84); 7 by Henry Wilson vs. Methodist (12/1/86); 7 by Jamie Simmons vs. Elon (12/3/99), 7 by Kyle Vejraska vs. East Tennessee State (2/23/09)
 Minutes Played: 55 by Brad Childress vs. Radford (2/11/88)
 Turnovers: 11 by Dan Pogue vs. UNC Wilmington (11/29/94)

Season

Points (Overall): 739 by Clarence Grier (1986-87)
 Scoring Average: 24.6 by Clarence Grier (1986-87)
 Points (Freshman): 536 by Jonathan Rodriguez (2006-07)
 Points (Sophomore): 626 by Jonathan Rodriguez (2006-08)

Points (Junior): 495 by Mark Mocnik (1991-92)
 Points (Senior): 739 by Clarence Grier (1986-87)
 20-Point Games: 20 by Clarence Grier (1986-87)
 30-Point Games: 8 by Clarence Grier (1986-87)
 Consecutive 20-Point Games: 7 by Clarence Grier (1986-87)
 Games Scoring in Double Figures: 30 by Clarence Grier (1986-87)
 Field Goals Made: 287 by Clarence Grier (1986-87)
 Field Goals Attempted: 573 by Clarence Grier (1986-87)
 Field Goal Percentage: 65.7 (92-140) by Damien Hannibal (1999-00)
 3-Pt. Field Goals Made: 107 by Eric Smith (2005-06)
 3-Pt. Field Goals Attempted: 268 by Eric Smith (2005-06)
 3-Pt. Field Goal Percentage: 51.0 (25-49) by Brad Childress (1986-87); 47.3 (43-91) by Brad Childress (1989-90); 46.8 (81-173) by Scott Neely ('93-94)
 Free Throws Made: 208 by Jonathan Rodriguez (2007-08)
 Free Throws Attempted: 272 by Jonathan Rodriguez (2007-08)
 Free Throw Percentage:
 (75-99 attempts): 92.1 (70-76) by Darrell Mauldin (1978-79)
 (100-199 attempts): 81.0 (94-116) by Corey Best (1996-97)
 (200 or more attempts): 76.5 (208-272) by Jonathan Rodriguez (2007-08)
 Consecutive Free Throws Made: 26 by Darrell Mauldin (1978-79); 22 by Adam Fellers (2000-01); 22 by Eric Smith (2006-07)
 Rebounds: 304 by Jonathan Rodriguez (2007-08)
 Rebound Average: 10.1 by Jonathan Rodriguez (2007-08)
 Offensive Rebounds: 112 by Maurice Latham (2005-06)
 Assists: 207 by Dan Pogue (1993-94)
 Steals: 94 by Ledell Eackles (2006-07)
 Blocked Shots: 54 by Marvin Edmonds (1990-91)
 Minutes Played: 1,095 by Brad Childress (1986-87)
 Games Played: 31 by Keith Ison, Steve Martin, Mark Mocnik, Scott Neely, Joe Spinks (1991-92); by Reggie Bishop, Ledell Eackles, Stephon Griffin, Jonathan Rodriguez, Eric Smith, Kyle Vejraska, Jake Wohlfeil (2006-07)
 Games Started: 31 by Mark Mocnik, Joe Spinks (1991-92); by Jonathan Rodriguez (2006-07)
 Turnovers: 118 by Ledell Eackles (2005-06)
 Personal Fouls: 108 by Diego Aguiar (2004-05)
 Fouled Out: 11 by Juan Austin (1982-83)

Career

Points: 1,711 by Joe Spinks (1993-94)
 Scoring Average: 19.0 by Jonathan Rodriguez (2006-08)
 20-Point Games: 37 by Jonathan Rodriguez (2006-)
 30-Point Games: 8 by Clarence Grier (1983-87)
 Consecutive Double Figure Scoring Games: 43 by Jonathan Rodriguez (2007-08 & 2008-09)
 Field Goals Made: 647 by Joe Spinks (1990-94)
 Field Goals Attempted: 1,307 by Mark Mocnik (1988-93)
 Field Goal Percentage: 54.6 (621-1138) by Henry Wilson (1985-89)
 3-Pt. Field Goals Made: 316 by Adam Fellers (1998-02)
 3-Pt. Field Goals Attempted: 805 by Adam Fellers (1998-02)
 3-Pt. Field Goal Percentage: 46.0 (52-113) by Larry Spencer (1984-87)
 Free Throws Made: 480 by Jonathan Rodriguez (2006-)
 Free Throws Attempted: 638 by Jonathan Rodriguez (2006-)
 Free Throw Percentage: 84.5 (197-233) by Adam Fellers (1998-02)
 Consecutive Free Throws Made: 35 by John Huffstetler (1984-85 & '85-86)
 Rebounds: 954 by Joe Spinks (1990-94)
 Rebound Average: 9.4 by Jonathan Rodriguez (2006-08)
 Offensive Rebounds: 260 by Jonathan Rodriguez (2006-)
 Assists: 543 by Brad Childress (1986-90)
 Steals: 243 by Brad Childress (1986-90)
 Blocked Shots: 156 by Henry Wilson (1985-89)
 Games Played: 116 by Mark Mocnik (1988-93), Reggie Bishop (2004-08)
 Turnovers: 297 by Joe Spinks (1990-94)
 Personal Fouls: 363 by Joe Spinks (1990-94)
 Fouled Out: 26 by Juan Austin (1982-86)

Individual Class Records (NCAA Division I / 1977-2009)

Freshman

	Game	Season
Points:	30 by Mark Mocnik vs. Augusta (3/2/90) 30 by Jonathan Rodriguez at Stetson (1/15/07)	536 by Jonathan Rodriguez (2006-07)
Rebounds:	18 by Ron Curtis vs. Samford (2/10/79)	272 by Jonathan Rodriguez (2006-07)
Assists:	16 by Dan Pogue vs. UNC Asheville (2/8/93)	153 by Dan Pogue (1992-93)

Sophomore

	Game	Season
Points:	34 by Jonathan Rodriguez at UNC Asheville (12/13/07) 34 by Jonathan Rodriguez at Gardner-Webb (2/16/08)	626 by Jonathan Rodriguez (2007-08)
Rebounds:	19 by Henry Wilson vs. Methodist (12/1/86)	304 by Jonathan Rodriguez (2007-08)
Assists:	13 by Dan Pogue at UNC Greensboro (2/24/94)	207 by Dan Pogue (1993-94)

Junior

	Game	Season
Points:	37 by Adam Fellers at UNC Asheville (11/18/00) 37 by Tarick Johnson vs. Lipscomb (2/12/03)	495 by Mark Mocnik (1991-92)
Rebounds:	18 by Mike Vandy vs. Pembroke State (12/11/82)	226 by Larry Canady (1982-83)
Assists:	12 by Brad Childress vs. Radford (1/30/89)	172 by Brad Childress (1988-89)

Senior

	Game	Season
Points:	39 by Clarence Grier vs. Virginia Wesleyan (1/7/87)	739 by Clarence Grier (1986-87)
Rebounds:	17 by Freddie Butler at Georgia State (2/4/95)	245 by Joe Spinks (1993-94)
Assists:	12 by Dan Pogue at Central Florida (2/10/96)	183 by Dan Pogue (1995-96)

Highest Attendance at a Campbell Basketball Home Game

Attendance	Opponent	Date	Facility	Location
2563	Chowan	Nov. 15, 2008	Pope Convocation Center / Gore Arena	Buies Creek, N.C.
2271	Jacksonville	Jan. 17, 2009	Pope Convocation Center / Gore Arena	Buies Creek, N.C.
2127	USC Upstate	Feb. 21, 2009	Pope Convocation Center / Gore Arena	Buies Creek, N.C.
2032	Stetson	Feb. 27, 2009	Pope Convocation Center / Gore Arena	Buies Creek, N.C.

Highest Attendance at a Campbell Basketball Road Game

Attendance	Opponent	Date	Facility	Location
22,411	at Kentucky	Dec. 29, 2004	Rupp Arena	Lexington, Ky.
15,800 (cap.)	Duke (NCAA)	Mar. 19, 1992	Greensboro Coliseum	Greensboro, N.C.
12,672	at Minnesota	Dec. 1, 1997	Williams Arena	Minneapolis, Minn.
12,400 (cap.)	at North Carolina State	Nov. 24, 1984	Reynolds Coliseum	Raleigh, N.C.
12,172	at North Carolina State	Nov. 26, 2004	RBC Center	Raleigh, N.C.
11,800	at North Carolina State	Dec. 30, 1983	Reynolds Coliseum	Raleigh, N.C.
11,495	at South Carolina	Nov. 28, 2007	Colonial Center	Columbia, S.C.
11,279	at Wake Forest	Dec. 21, 1996	LJV Memorial Coliseum	Winston-Salem, N.C.
10,443	at Tennessee	Dec. 23, 2004	Thompson-Boling Arena	Knoxville, Tenn.
9847	at Virginia Tech	Dec. 23, 2006	Cassell Coliseum	Blacksburg, Va.
9782	at Louisiana State	Dec. 16, 1992	Maravich Assembly Center	Baton Rouge, La.
9571	at Evansville	Dec. 17, 1994	Roberts Stadium	Evansville, Ind.
9314	at Duke	Jan. 13, 1997	Cameron Indoor Stadium	Durham, N.C.
8945	at Wake Forest	Nov. 25, 2000	LJV Memorial Coliseum	Winston-Salem, N.C.
8734	at Wake Forest	Nov. 20, 1999	LJV Memorial Coliseum	Winston-Salem, N.C.
8729	at South Carolina	Dec. 18, 1999	Carolina Coliseum	Columbia, S.C.
8600	at Virginia Tech	Dec. 1, 1979	Cassell Coliseum	Blacksburg, Va.
8519	at Vanderbilt	Dec. 19, 1998	Memorial Coliseum	Nashville, Tenn.
8439	at Georgia Tech	Nov. 27, 1995	The Omni	Atlanta, Ga.
8200	at North Carolina State	Nov. 28, 1981	Reynolds Coliseum	Raleigh, N.C.
8100	at North Carolina State	Dec. 13, 1980	Reynolds Coliseum	Raleigh, N.C.
7800	at North Carolina State	Dec. 9, 1978	Reynolds Coliseum	Raleigh, N.C.
7396	at Louisiana State	Nov. 17, 2001	Maravich Assembly Center	Baton Rouge, La.
7312	at North Carolina State	Nov. 18, 1998	Reynolds Coliseum	Raleigh, N.C.
7227	at South Carolina	Nov. 29, 2003	Colonial Center	Columbia, S.C.

Career Leaders (NCAA Division I / 1977-2009)

Scoring

	Name	Ht.	Pos.	Hometown	Years	Points
1.	Joe Spinks	6-7	F	Asheboro, N.C.	1990-94 (4)	1,711
2.	Mark Mocnik	6-5	F	Fayetteville, N.C.	1988-93 (4)	1,635
3.	Jonathan Rodriguez	6-5	F	Bayamon, P.R.	2006- (3)	1,631
4.	Henry Wilson	6-7	F	Hopkins, S.C.	1985-89 (4)	1,604
5.	Clarence Grier	6-7	F	Greensboro, N.C.	1983-87 (4)	1,514
6.	Adam Fellers	6-2	G	Fayetteville, N.C.	1998-02 (4)	1,495
7.	Scott Neely	6-3	G	Granger, Ind.	1991-96 (4)	1,377
8.	Ron Curtis	6-6	F	Washington, D.C.	1978-82 (4)	1,239
9.	Tony Britto	7-0	C	Providence, R.I.	1978-82 (4)	1,191
10.	Tarick Johnson	6-4	G	Fayetteville, N.C.	2000-04 (4)	1,180
11.	Brad Childress	5-9	G	Misenheimer, N.C.	1986-90 (4)	1,105

3-Point Field Goals Made

	Name	Years	3PM
1.	Adam Fellers	1998-02	316
2.	Mark Mocnik	1988-92	295
3.	Scott Neely	1991-96	244
4.	Jake Wohlfeil	2004-08	176
5.	Eric Smith	2005-07	172
6.	Reggie Bishop	2004-08	138
7.	Darrin Hucks	1996-00	132
8.	Brad Childress	1986-90	123
9.	Ruell Pringle	2004-07	109
10.	Dennis Hurst	1992-96	93
	Eddie Walker	1997-01	93

Three-Point Field Goals Attempted

	Name	Years	3PA
1.	Adam Fellers	1998-02	805
2.	Mark Mocnik	1988-93	747
3.	Scott Neely	1991-96	553
4.	Jake Wohlfeil	2004-08	479
5.	Eric Smith	2005-06	458
6.	Reggie Bishop	2004-08	380
7.	Darrin Hucks	1996-00	360
8.	Ruell Pringle	2004-07	320
9.	Dennis Hurst	1992-96	295
10.	Brad Childress	1986-90	281

Scoring Average (Min. 2 years played)

	Name	Years	Avg.
1.	Jonathan Rodriguez	2006-	17.9
2.	Joe Spinks	1990-94	15.4
3.	Maurice Latham	2004-06	14.96
4.	Eric Smith	2005-07	14.53
5.	Henry Wilson	1985-89	14.45
6.	Andrea McGee	1983-85	14.296
7.	Clarence Grier	1983-87	14.283
8.	Mark Mocnik	1988-93	14.1
9.	Rod Gourdine	1989-91	13.95
10.	Adam Fellers	1998-02	13.6

Rebounds

	Name	Years	Reb.
1.	Joe Spinks	1990-94	954
2.	Jonathan Rodriguez	2006-	824
3.	Ron Curtis	1978-82	809
4.	Tony Britto	1978-82	775
5.	Henry Wilson	1985-89	724
6.	Sanders Jackson	1985-89	630
7.	Jamie Simmons	1996-00	616
8.	Jonte' Edwards	1999-03	484
9.	Corey Best	1994-98	457
10.	Scott Neely	1991-96	455

Field Goals Made

	Name	Years	FGM
1.	Joe Spinks	1990-94	647
2.	Henry Wilson	1985-89	621
3.	Clarence Grier	1983-87	586
4.	Mark Mocnik	1988-93	556
5.	Jonathan Rodriguez	2006-	549
6.	Tony Britto	1978-82	497
7.	Adam Fellers	1998-02	491
8.	Scott Neely	1991-96	479
9.	Ron Curtis	1978-82	468
10.	Tarick Johnson	2000-04	452

Rebound Average (Minimum 300 rebounds)

	Name	Years	Avg.
1.	Jonathan Rodriguez	2006-	9.1
2.	Joe Spinks	1990-94	8.6
3.	Larry Canady	1982-84	7.9
4.	Ron Curtis	1978-82	7.6
5.	John Heckstall	1977-79	7.5
6.	Maurice Latham	2004-06	7.54
7.	Tony Britto	1978-82	7.45
8.	Henry Wilson	1985-89	6.5
9.	Sanders Jackson	1985-89	5.73
10.	Jamie Simmons	1996-00	5.65

Free Throw Percentage (Min. 130 att.)

	Name	Years	Pct.
1.	Adam Fellers	1998-02	.845
2.	Darrell Mauldin	1977-80	.839
	Jake Wohlfeil	2004-08	.839
4.	Brad Childress	1986-90	.805
5.	Mark Mocnik	1988-93	.779
6.	Scott Neely	1991-96	.778
7.	Keys Benston	1977-80	.767
8.	Reggie Bishop	2004-08	.757
9.	Rod Gourdine	1989-91	.752
	Jonathan Rodriguez	2006-	.752
11.	Clarence Grier	1983-87	.749

Field Goals Attempted

	Name	Years	FGA
1.	Mark Mocnik	1988-93	1307
2.	Clarence Grier	1983-87	1276
3.	Joe Spinks	1990-94	1251
4.	Adam Fellers	1998-02	1214
5.	Jonathan Rodriguez	2006-	1151
6.	Henry Wilson	1985-89	1138
7.	Scott Neely	1991-96	1078
8.	Tarick Johnson	2000-04	1038
9.	Corey Best	1994-98	1000
10.	Tony Britto	1978-82	995

Offensive Rebounds (since 1988-89)

	Name	Years	OR
1.	Jonathan Rodriguez	2006-	260
2.	Joe Spinks	1990-94	238
3.	Jamie Simmons	1996-00	229
4.	Jonte' Edwards	1999-03	196
5.	Scott Neely	1991-96	178
6.	Corey Best	1994-98	177
7.	Maurice Latham	2004-06	172
8.	Diego Aguiar	2003-06	169
9.	Comerlee Poole	2004-06	146
10.	Kyle Vejraska	2006-	143

Free Throws Made

	Name	Years	FTM
1.	Jonathan Rodriguez	2006-	480
2.	Henry Wilson	1985-89	362
3.	Joe Spinks	1990-94	345
4.	Clarence Grier	1983-87	335
5.	Ron Curtis	1978-82	303
6.	Jonte' Edwards	1999-03	271
7.	Corey Best	1994-98	269
8.	Mark Mocnik	1988-93	226
9.	Brad Childress	1986-90	210
10.	Fred Whitfield	1977-80	199

Field Goal Percentage (Minimum 400 att.)

	Name	Years	Pct.
1.	Billy Ellison	1989-93	.5458
2.	Henry Wilson	1985-89	.5457
3.	Darrell Mauldin	1977-80	.526
4.	Jonte' Edwards	1999-03	.520
5.	Joe Spinks	1990-94	.517
6.	Rodney McCants	1977-81	.51534
7.	Fred Whitfield	1977-80	.51524
8.	Jamie Simmons	1996-00	.514
9.	Maurice Latham	2004-06	.505
10.	John Huffstetler	1984-86	.503

3-Point Field Goal Percentage (Min. 100 att.)

	Name	Years	Pct.
1.	Larry Spencer	1984-87	.460
2.	Scott Neely	1991-96	.441
3.	Brad Childress	1986-90	.438
4.	Keith Holdan	1995-97	.417
5.	Joe Spinks	1990-94	.400
	Lorne Merthie	2008-	.400
7.	Eric Smith	2005-06	.399
8.	Mark Mocnik	1988-93	.395
9.	Brooks Lee	2001-03	.3932
10.	Adam Fellers	1998-02	.3926

Free Throws Attempted

	Name	Years	FTA
1.	Jonathan Rodriguez	2006-	638
2.	Joe Spinks	1990-94	537
3.	Henry Wilson	1985-89	531
4.	Clarence Grier	1983-87	447
5.	Ron Curtis	1978-82	443
6.	Jonte' Edwards	1999-03	426
7.	Corey Best	1994-98	367
8.	Tony Britto	1978-82	309
9.	Billy Ellison	1989-93	297
10.	Jamie Simmons	1996-00	291

Career Leaders (NCAA Division I / 1977-2009)

Assists

Name	Years	AST
1. Dan Pogue	1992-96	701
2. Brad Childress	1986-90	543
3. Joe Spinks	1990-94	344
4. Juan Austin	1982-86	336
5. Ledell Eackles	2005-07	294
6. Harvey Smith	1980-84	284
7. Junard Hartley	2007-	262
8. Brooks Lee	2001-03	254
9. Jonathan Rodriguez	2006-	226
10. Rett Newton	1978-82	225

Steals

Name	Years	ST
1. Brad Childress	1986-90	243
2. Joe Spinks	1990-94	220
3. Dan Pogue	1992-96	169
4. Ledell Eackles	2005-07	145
5. Jonathan Rodriguez	2006-	130
6. Juan Austin	1982-86	123
7. Fred Whitfield	1977-80	116
8. Harvey Smith	1980-84	116
9. Ron Curtis	1978-82	115
10. Darrell Mauldin	1977-80	105

Blocked Shots

Name	Years	BS
1. Henry Wilson	1985-89	156
2. Joe Spinks	1990-94	155
3. Marvin Edmonds	1988-91	113
4. Jamie Simmons	1996-00	108
5. Tony Britto	1978-82	100
6. Charles Davis	1995-98	98
7. Kyle Vejraska	2006-08	78
8. Kelvin Nash	1982-85	77
9. Jonte' Edwards	1993-03	73
10. Sanders Jackson	1985-89	70
11. Jonathan Rodriguez	2006-08	60

Turnovers

Name	Years	TO
1. Dan Pogue	1992-96	371
2. Joe Spinks	1990-94	297
3. Jonathan Rodriguez	2006-	271
4. Brad Childress	1986-90	268
5. Tony Britto	1978-82	265
6. Henry Wilson	1985-89	264
7. Clarence Grier	1983-87	249
8. Ron Curtis	1978-82	242
9. Harvey Smith	1980-84	237
10. Juan Austin	1982-86	233

Personal Fouls

Name	Years	PF
1. Joe Spinks	1990-94	363
2. Ron Curtis	1978-82	345
3. Henry Wilson	1985-89	338
4. Juan Austin	1982-86	325
5. Tony Britto	1978-82	314
6. Brad Childress	1986-90	304
7. Dan Pogue	1992-96	291
8. Rett Newton	1978-82	289
9. Diego Aguiar	2003-06	287
10. Harvey Smith	1980-84	285

Fouled Out

Name	Years	DQ
1. Juan Austin	1982-86	26
2. Ron Curtis	1978-82	21
3. Joe Spinks	1990-94	21
4. Henry Wilson	1985-89	19
5. Damien Hannibal	1999-01	17
6. Kelvin Nash	1982-85	16
7. Diego Aguiar	2003-06	16
8. Rodney McCants	1977-81	15
9. Rett Newton	1978-82	15
10. Harvey Smith	1980-84	15

Games Played

Name	Years	Games
1. Mark Mocnik	1988-93	116
2. Reggie Bishop	2004-08	116
3. Brad Childress	1986-90	115
4. Scott Neely	1991-96	115
5. Henry Wilson	1985-89	111
6. Joe Spinks	1990-94	111
7. Sanders Jackson	1985-89	110
8. Adam Fellers	1998-02	110
9. Harvey Smith	1980-84	109
10. Steve Martin	1989-93	109
11. Jamie Simmons	1996-00	109

Games Started

Name	Years	Starts
1. Brad Childress	1986-90	113
2. Henry Wilson	1985-89	107
3. Ron Curtis	1978-82	105
4. Joe Spinks	1990-94	105
5. Tony Britto	1978-82	99
6. Dan Pogue	1992-96	95
7. Scott Neely	1991-96	92
8. Jonathan Rodriguez	2006-	91
9. Mark Mocnik	1988-93	87
10. Adam Fellers	1998-02	84

Minutes Played

Name	Years	Min.
1. Brad Childress	1986-90	4093
2. Joe Spinks	1990-94	3505
3. Adam Fellers	1998-02	3496
4. Henry Wilson	1985-89	3457
5. Scott Neely	1991-96	3346
6. Dan Pogue	1992-96	3295
7. Mark Mocnik	1988-93	3246
8. Ron Curtis	1978-82	3200
9. Tony Britto	1978-82	3197
10. Harvey Smith	1980-84	3177

Average Minutes (Minimum 3000 minutes)

Name	Years	GP	Min.	Avg.
1. Brad Childress	1986-90	115	4093	35.6
2. Adam Fellers	1998-02	110	3496	31.8
3. Dan Pogue	1992-96	104	3295	31.7
4. Joe Spinks	1990-94	111	3505	31.6
5. Henry Wilson	1985-89	111	3457	31.1
6. Tony Britto	1978-82	104	3197	30.7
7. Ron Curtis	1978-82	107	3200	29.9
8. Harvey Smith	1980-84	109	3177	29.14
9. Scott Neely	1991-96	115	3346	29.09
10. Mark Mocnik	1988-93	116	3246	28.9



Joe Spinks, the '94 Big South Player of the Year, led the Camels to wins at N.C. State and South Carolina.



Adam Fellers holds school records for 3-pointers made and attempted, plus highest free throw percentage on the Division I level.

Single-Season Leaders (NCAA Division I / 1977-2009)

Scoring Average

	Name	Year	G	FG	3FG	FT	Pts.	Avg.
1.	Clarence Grier	1986-87	30	287	7	158	739	24.6
2.	Jonathan Rodriguez	2007-08	30	202	14	208	626	20.866
3.	Joe Spinks	1993-94	28	215	45	109	584	20.857
4.	Rod Gourdine	1990-91	16	101	21	83	306	19.1
5.	Joe Spinks	1992-93	24	174	25	81	454	18.9
6.	Henry Wilson	1988-89	30	191	0	118	500	18.5
7.	Henry Wilson	1987-88	27	191	0	111	493	18.3
8.	Maurice Latham	2005-06	28	181	18	123	503	18.0
9.	Jonathan Rodriguez	2006-07	31	184	20	148	536	17.3
10.	Tarick Johnson	2002-03	27	180	23	79	462	17.1

3-Point Field Goals Made

	Name	Year	3PM
1.	Eric Smith	2005-06	107
2.	Mark Mocnik	1991-92	96
	Adam Fellers	1999-00	96
4.	Adam Fellers	2000-01	86
5.	Scott Neely	1993-94	81
6.	Scott Neely	1995-96	79
7.	Mark Mocnik	1992-93	77
8.	Adam Fellers	2001-02	74
9.	Reggie Bishop	2007-08	71
10.	Jake Wohlfeil	2007-08	69

3-Point Field Goals Attempted

	Name	Year	3PA
1.	Eric Smith	2005-06	268
2.	Adam Fellers	1999-00	240
3.	Mark Mocnik	1991-92	229
4.	Adam Fellers	2000-01	216
5.	Mark Mocnik	1992-93	207
6.	Eric Smith	2006-07	190
7.	Scott Neely	1995-96	186
8.	Adam Fellers	2001-02	189
9.	Jake Wohlfeil	2007-08	180
10.	Reggie Bishop	2007-08	178

Points

	Name	Year	Pts.
1.	Clarence Grier	1986-87	739
2.	Jonathan Rodriguez	2007-08	626
3.	Joe Spinks	1993-94	584
4.	Jonathan Rodriguez	2006-07	536
5.	Maurice Latham	2005-06	503
6.	Henry Wilson	1988-89	500
7.	Mark Mocnik	1991-92	495
8.	Henry Wilson	1987-88	493
9.	Scott Neely	1993-94	471
10.	Eric Smith	2005-06	469
	Jonathan Rodriguez	2008-09	469

Rebounding Average

	Name	Year	G	Reb.	Reb. Avg.
1.	Jonathan Rodriguez	2007-08	30	304	10.1
2.	Joe Spinks	1990-91	28	262	9.4
3.	Maurice Latham	2005-06	28	250	8.9
4.	Jonathan Rodriguez	2006-07	31	272	8.77
5.	Joe Spinks	1993-94	28	245	8.75
6.	Ron Curtis	1978-79	26	221	8.5
7.	Joe Spinks	1991-92	31	261	8.42
8.	Tony Britto	1979-80	27	226	8.37
9.	Jonathan Rodriguez	2008-09	30	248	8.27
10.	Tony Britto	1980-81	24	198	8.25

Free Throws Made

	Name	Year	FTM
1.	Jonathan Rodriguez	2007-08	208
2.	Clarence Grier	1986-87	158
3.	Jonathan Rodriguez	2006-07	148
4.	Jonathan Rodriguez	2008-09	124
5.	Maurice Latham	2005-06	123
6.	Henry Wilson	1988-89	118
7.	Jonte' Edwards	2001-02	115
8.	Henry Wilson	1987-88	111
9.	Joe Spinks	1993-94	109
10.	Ron Curtis	1981-82	101
	Larry Canady	1983-84	101

Field Goals Made

	Name	Year	FGM
1.	Clarence Grier	1986-87	287
2.	Joe Spinks	1993-94	215
3.	Jonathan Rodriguez	2007-08	202
4.	Henry Wilson	1987-88	191
	Henry Wilson	1988-89	191
6.	Jonathan Rodriguez	2006-07	184
7.	Maurice Latham	2005-06	181
8.	Tarick Johnson	2002-03	180
9.	Joe Spinks	1992-93	174
10.	Fred Whitfield	1979-80	170

Rebounds

	Name	Year	Reb.
1.	Jonathan Rodriguez	2007-08	304
2.	Jonathan Rodriguez	2006-07	272
3.	Joe Spinks	1990-91	262
4.	Joe Spinks	1991-92	261
5.	Maurice Latham	2005-06	250
6.	Jonathan Rodriguez	2008-09	248
7.	Joe Spinks	1993-94	245
8.	Henry Wilson	1986-87	239
9.	Sanders Jackson	1988-89	234
10.	Tony Britto	1979-80	226
	Larry Canady	1982-83	226

Free Throws Attempted

	Name	Year	FTA
1.	Jonathan Rodriguez	2007-08	272
2.	Jonathan Rodriguez	2006-07	209
3.	Clarence Grier	1986-87	208
4.	Joe Spinks	1993-94	182
5.	Jonte' Edwards	2001-02	185
6.	Henry Wilson	1988-89	165
7.	Henry Wilson	1987-88	162
8.	Maurice Latham	2005-06	159
9.	Jonathan Rodriguez	2008-09	157
10.	Billy Ellison	1991-92	156

Field Goals Attempted

	Name	Year	FGA
1.	Clarence Grier	1986-87	573
2.	Joe Spinks	1993-94	438
3.	Jonathan Rodriguez	2007-08	414
4.	Jonathan Rodriguez	2006-07	393
5.	Tarick Johnson	2002-03	390
6.	Mark Mocnik	1991-92	364
7.	Adam Fellers	1999-00	354
8.	Eric Smith	2005-06	353
9.	Mark Mocnik	1989-90	346
10.	Scott Neely	1993-94	344
	Jonathan Rodriguez	2008-09	344

Offensive Rebounds (since 1988-89)

	Name	Year	OR
1.	Maurice Latham	2005-06	112
2.	Jonathan Rodriguez	2007-08	93
3.	Comerlee Poole	2004-05	92
4.	Jonathan Rodriguez	2008-09	91
5.	Jonathan Rodriguez	2006-07	76
6.	Sanders Jackson	1988-89	72
7.	Jonte' Edwards	2001-02	69
	Diego Aguiar	2005-06	69
9.	Joe Spinks	1991-92	68
10.	Jamie Simmons	1998-99	66

Field Goal Percentage (Min. 100 att.)

	Name	Year	FG-A	Pct.
1.	Damien Hannibal	1999-00	92-140	.657
2.	Billy Ellison	1991-92	140-244	.5738
3.	Henry Wilson	1987-88	191-333	.5736
4.	Russ Gibson	2006-07	85-149	.570
5.	Henry Wilson	1988-89	191-343	.55685
6.	Sanders Jackson	1988-89	113-203	.55665
7.	Joe Spinks	1992-93	174-313	.5559
8.	Andre King	1994-95	56-101	.554
9.	Jonte' Edwards	2001-02	143-260	.550
10.	Doug Mitchell	1993-94	94-171	.54971

3-Point Field Goal Percentage (Min. 1.5 made per team game)

	Name	Year	3P-A	Pct.
1.	Brad Childress	1989-90	43-91	.473
2.	Scott Neely	1993-94	81-173	.468
3.	Larry Spencer	1986-87	52-113	.460
4.	Scott Neely	1992-93	53-118	.449
5.	George Miller	1997-98	44-101	.436
6.	Mark Mocnik	1988-89	60-140	.429
7.	Scott Neely	1995-96	79-186	.425
8.	Mark Mocnik	1991-92	96-229	.419
9.	Lorne Merthie	2008-09	52-130	.400
10.	Eric Smith	2005-06	107-268	.3993

Free Throw Percentage (Min. 60 att.)

	Name	Year	FT-A	Pct.
1.	Darrell Mauldin	1978-79	70-76	.921 *
2.	Brooks Lee	2002-03	58-66	.879
3.	Mark Mocnik	1988-89	62-71	.873
4.	Adam Fellers	1999-00	56-60	.867
5.	Brad Childress	1987-88	58-67	.866
6.	Adam Fellers	2000-01	76-90	.844
7.	Adam Fellers	2001-02	57-68	.838
	Reggie Bishop	2007-08	57-68	.838
9.	Brad Childress	1989-90	62-75	.827
10.	Corey Best	1996-97	94-116	.810

* Led nation

Single-Season Leaders (NCAA Division I / 1977-2009)

Assists

Name	Year	AST
1. Dan Pogue	1993-94	207
2. Dan Pogue	1995-96	183
3. Brad Childress	1988-89	172
4. Dan Pogue	1994-95	158
5. Dan Pogue	1992-93	153
6. Ledell Eackles	2005-06	151
7. Ledell Eackles	2006-07	143
8. Brooks Lee	2001-02	141
9. Brad Childress	1986-87	138
10. Junard Hartley	2007-08	132

Steals

Name	Year	ST
1. Ledell Eackles	2006-07	94
2. Brad Childress	1988-89	77
3. Darrell Mauldin	1979-80	73
4. Dan Pogue	1993-94	70
5. Joe Spinks	1991-92	66
6. Joe Spinks	1990-91	62
7. Brad Childress	1989-90	59
8. Fred Whitfield	1979-80	56
Brad Childress	1986-87	56
10. Andrea McGee	1984-85	52

Blocked Shots

Name	Year	BS
1. Marvin Edmonds	1990-91	54
2. Marvin Edmonds	1989-90	52
Joe Spinks	1991-92	52
Henry Wilson	1986-87	52
5. Jamie Simmons	1999-00	51
6. Henry Wilson	1987-88	47
7. Kelvin Nash	1984-85	44
8. Henry Wilson	1985-86	41
Joe Spinks	1992-93	41
10. Tony Britto	1979-80	38

Turnovers

Name	Year	TO
1. Ledell Eackles	2005-06	118
2. Shawn Walker	1990-91	112
3. Jonathan Rodriguez	2007-08	109
4. Dan Pogue	1993-94	105
5. Dan Pogue	1994-95	104
6. Joe Spinks	1991-92	95
7. Darrell Mauldin	1979-80	90
Brooks Lee	2001-02	90
9. Dan Pogue	1995-96	86
10. John Heckstall	1977-78	85

Personal Fouls

Name	Year	PF
1. Diego Aguiar	2004-05	108
2. Joe Spinks	1990-91	107
3. Joe Spinks	1991-92	104
4. Ron Curtis	1979-80	100
5. Kelvin Nash	1984-85	96
6. Henry Wilson	1987-88	94
Kyle Vejraska	2007-08	94
8. Juan Austin	1982-83	93
Damien Hannibal	1999-00	93
10. Tony Britto	1978-79	91
Diego Aguiar	2005-06	91
Amir Celestin	2008-09	91

Fouled Out

Name	Year	DQ
1. Juan Austin	1982-83	11
2. Ron Curtis	1979-80	9
Joe Spinks	1990-91	9
Damien Hannibal	1999-00	9
5. Damien Hannibal	2000-01	8
6. Will Heckstall	1977-78	7
Rodney McCants	1980-81	7
Rett Newton	1981-82	7
Harvey Smith	1981-82	7
Juan Austin	1984-85	7
Diego Aguiar	2004-05	7
Kyle Vejraska	2007-08	7

Games Played

Name	Year	GP
1. Keith Ison	1991-92	31
Steve Martin	1991-92	31
Mark Mocnik	1991-92	31
Scott Neely	1991-92	31
Joe Spinks	1991-92	31
Reggie Bishop	2006-07	31
Ledell Eackles	2006-07	31
Stephon Griffin	2006-07	31
Jonathan Rodriguez	2006-07	31
Eric Smith	2006-07	31
Kyle Vejraska	2006-07	31
Jake Wohlfeil	2006-07	31
13. 23 tied		30

Games Started


Name	Year	GS
1. Mark Mocnik	1991-92	31
Joe Spinks	1991-92	31
Jonathan Rodriguez	2006-07	31
4. Brad Childress	1986-87	30
Clarence Grier	1986-87	30
Henry Wilson	1986-87	30
Jonathan Rodriguez	2007-08	30
Reggie Bishop	2007-08	30
Junard Hartley	2008-09	30
Lorne Merthie	2008-09	30
Jonathan Rodriguez	2008-09	30

Minutes Played

Name	Year	MP
1. Brad Childress	1986-87	1095
2. Brad Childress	1988-89	1063
3. Jonathan Rodriguez	2007-08	1051
4. Adam Fellers	2000-01	1050
5. Larry Canady	1983-84	1045
6. Jonathan Rodriguez	2006-07	1028
7. Adam Fellers	1999-00	1015
8. Harvey Smith	1982-83	1009
9. Clarence Grier	1986-87	1007
10. Tony Britto	1981-82	1004

Average Minutes (Minimum 900 minutes)

Name	Year	GP	Min.	Avg.
1. Andrea McGee	1984-85	26	979	37.7
2. Adam Fellers	2000-01	28	1050	37.5
3. Larry Canady	1983-84	28	1045	37.3
4. Tony Britto	1981-82	27	1004	37.2
5. Brad Childress	1987-88	27	996	36.9
6. Brad Childress	1986-87	30	1095	36.5
7. Adam Fellers	1999-00	28	1015	36.3
8. Harvey Smith	1982-83	28	1009	36.0
9. Dan Pogue	1993-94	28	994	35.5
10. Brad Childress	1988-89	30	1063	35.4




As a junior in 1988-89, Brad Childress set school marks for assists and steals in a season.



Ledell Eackles led the A-Sun and ranked 3rd nationally in steals (3.03) in 2006-07 when he also broke the school record for steals in a game with 10 vs. UNC Pembroke.

Year-by-Year Leaders (NCAA Division I / 1977-2009)



Seven-footer Tony Britto led Campbell in rebounding three straight years from '80-'82.



Larry Canady (31) led the Camels in both scoring and rebounding in his two seasons.

Scoring

Year	Name	G	Pts.	Avg.
1977-78	John Heckstall	24	309	12.9
1978-79	John Heckstall	26	329	12.7
1979-80	Fred Whitfield	27	438	16.2
1980-81	Ron Curtis	27	348	12.9
1981-82	Tony Britto	27	404	15.0
1982-83	Larry Canady	28	356	12.7
1983-84	Larry Canady	28	375	13.4
	Andrea McGee	28	375	13.4
1984-85	Andrea McGee	26	297	15.3
1985-86	Clarence Grier	24	348	14.5
1986-87	Clarence Grier	30	739	24.6
1987-88	Henry Wilson	27	493	18.3
1988-89	Henry Wilson	27	500	18.5
1989-90	Mark Mocnik	28	377	13.5
1990-91	Rod Gourdine	16	306	19.1
1991-92	Mark Mocnik	31	495	16.0
1992-93	Joe Spinks	24	454	18.9
1993-94	Joe Spinks	28	584	20.9
1994-95	Dennis Hurst	26	282	10.8
1995-96	Scott Neely	28	422	15.1
1996-97	Corey Best	27	365	13.5
1997-98	George Miller	27	355	13.1
1998-99	Jamie Simmons	27	292	10.8
1999-00	Adam Fellers	28	440	15.7
2000-01	Adam Fellers	28	434	15.5
2001-02	Jonte' Edwards	27	401	14.9
2002-03	Tarick Johnson	27	462	17.1
2003-04	Tarick Johnson	23	284	12.3
2004-05	Ruell Pringle	27	341	12.6
2005-06	Maurice Latham	28	503	18.0
2006-07	Jonathan Rodriguez	31	536	17.3
2007-08	Jonathan Rodriguez	30	626	20.9
2008-09	Jonathan Rodriguez	30	469	15.6

Rebounding

Year	Name	G	Reb.	Avg.
1977-78	John Heckstall	24	194	8.1
1978-79	Ron Curtis	26	221	8.5
1979-80	Tony Britto	27	226	8.4
1980-81	Tony Britto	24	198	8.3
1981-82	Tony Britto	27	203	7.5
1982-83	Larry Canady	28	226	8.1
1983-84	Larry Canady	28	214	7.6
1984-85	Kelvin Nash	26	156	6.0
1985-86	Henry Wilson	27	149	5.5
1986-87	Henry Wilson	30	239	8.0
1987-88	Sanders Jackson	27	202	7.5
1988-89	Sanders Jackson	30	234	7.8
1989-90	Reggie Smith	27	132	4.9
1990-91	Joe Spinks	28	262	9.4
1991-92	Joe Spinks	31	261	8.4
1992-93	Joe Spinks	24	186	7.8
1993-94	Joe Spinks	28	245	8.8
1994-95	Dennis Hurst	26	133	5.1
1995-96	Corey Best	28	153	5.5
1996-97	Jamie Simmons	27	160	5.9
1997-98	George Miller	27	156	5.8
1998-99	Jamie Simmons	27	161	6.0
1999-00	Jamie Simmons	28	162	5.8
	Damen Hannibal	28	162	5.8
2000-01	Jonte' Edwards	28	151	5.4
2001-02	Bobby Jones	27	160	5.9
2002-03	Jonte' Edwards	26	152	5.8

2003-04	Dominique Klein	24	150	6.3
2004-05	Camerlee Poole	27	219	8.1
2005-06	Maurice Latham	28	250	8.9
2006-07	Jonathan Rodriguez	31	272	8.8
2007-08	Jonathan Rodriguez	30	304	10.1
2008-09	Jonathan Rodriguez	30	248	8.3

Assists

Year	Name	G	AST	Avg.
1977-78	Donnie Cardwell	24	77	3.2
1978-79	Darrell Mauldin	26	72	2.8
1979-80	Darrell Mauldin	27	81	3.0
1980-81	Bryce Robertson	27	94	3.5
1981-82	Harvey Smith	27	81	3.0
1982-83	Juan Austin	27	90	3.3
1983-84	Harvey Smith	28	86	3.1
1984-85	Juan Austin	27	109	4.0
1985-86	Juan Austin	27	122	4.5
1986-87	Brad Childress	30	138	4.6
1987-88	Brad Childress	27	130	4.8
1988-89	Brad Childress	30	172	5.7
1989-90	Brad Childress	28	103	3.7
1990-91	Shawn Walker	28	89	3.2
1991-92	Joe Spinks	31	111	3.6
1992-93	Dan Pogue	27	153	5.7
1993-94	Dan Pogue	28	207	7.4
1994-95	Dan Pogue	26	158	6.1
1995-96	Dan Pogue	23	183	8.0
1996-97	Corey Best	27	80	2.9
	Keith Holdan	27	80	2.9
1997-98	Drake Roberts	27	80	2.9
1998-99	Wes Layton	27	117	4.3
1999-00	Wes Layton	26	87	3.4
2000-01	Emory Walton	28	95	3.4
2001-02	Brooks Lee	27	141	5.2
2002-03	Brooks Lee	26	113	4.4
2003-04	Anthony Atkinson	25	109	4.4
2004-05	Ruell Pringle	27	43	1.6
2005-06	Ledell Eckles	28	151	5.4
2006-07	Ledell Eckles	31	143	4.6
2007-08	Junard Hartley	30	132	4.4
2008-09	Junard Hartley	30	130	4.3

Steals

Year	Name	G	ST	Avg.
1977-78	Fred Whitfield	22	25	1.1
1978-79	Fred Whitfield	26	35	1.3
1979-80	Darrell Mauldin	27	73	2.7
1980-81	Bryce Robertson	27	46	1.7
1981-82	Harvey Smith	27	33	1.2
1982-83	Harvey Smith	28	46	1.6
1983-84	Andrea McGee	28	47	1.7
1984-85	Andrea McGee	26	52	2.0
1985-86	Juan Austin	27	38	1.4
1986-87	Brad Childress	30	56	1.9
1987-88	Brad Childress	27	51	1.9
1988-89	Brad Childress	30	77	2.6
1989-90	Brad Childress	28	59	2.1
1990-91	Joe Spinks	28	62	2.2
1991-92	Joe Spinks	31	66	2.1
1992-93	Joe Spinks	24	48	2.0
1993-94	Dan Pogue	28	70	2.5
1994-95	Dan Pogue	26	32	1.2
1995-96	Dan Pogue	23	47	2.1
1996-97	Corey Best	27	29	1.1

Year-by-Year Leaders (NCAA Division I / 1977-2009)

1997-98	Drake Roberts	27	37	1.4	1991-92	Billy Ellison	28	140-244	.574
1998-99	Wes Layton	27	35	1.3	1992-93	Joe Spinks	24	174-313	.556
1999-00	Adam Fellers	28	28	1.0	1993-94	Doug Mitchell	27	94-171	.550
2000-01	Emory Walton	28	26	0.9	1994-95	Andre King	26	56-101	.554
2001-02	Tarick Johnson	27	29	1.1	1995-96	Charles Davis	27	60-114	.526
2002-03	Tarick Johnson	27	31	1.2	1996-97	Jamie Simmons	27	57-108	.528
2003-04	Anthony Atkinson	25	45	1.8	1997-98	Jamie Simmons	27	58-111	.523
2004-05	Diego Aguiar	26	25	0.9	1998-99	Jamie Simmons	27	109-205	.532
2005-06	Ledell Eackles	28	51	1.8	1999-00	Damien Hannibal	28	92-140	.657
2006-07	Ledell Eackles	31	94	3.0	2000-01	Jonte' Edwards	28	82-172	.477
2007-08	Junard Hartley	30	47	1.6	2001-02	Jonte' Edwards	27	143-260	.550
	Jonathan Rodriguez	30	47	1.6	2002-03	Jonte' Edwards	26	108-206	.524
2008-09	Lorne Merthie	30	47	1.6	2003-04	Diego Aguiar	27	90-171	.526

Blocked Shots

Year	Name	G	BS	Avg.
1977-78	Rodney McCants	18	7	0.4
1978-79	Tony Britto	26	19	0.7
1979-80	Tony Britto	27	38	1.4
1980-81	Tony Britto	24	22	0.9
1981-82	Tony Britto	27	21	0.8
1982-83	Kelvin Nash	25	18	0.7
1983-84	Larry Canady	28	22	0.8
1984-85	Kelvin Nash	26	44	1.7
1985-86	Henry Wilson	27	41	1.5
1986-87	Henry Wilson	30	52	1.7
1987-88	Henry Wilson	27	47	1.7
1988-89	Sanders Jackson	30	27	0.9
1989-90	Marvin Edmonds	28	52	1.9
1990-91	Marvin Edmonds	26	54	2.1
1991-92	Joe Spinks	31	52	1.7
1992-93	Joe Spinks	24	41	1.7
1993-94	Joe Spinks	28	33	1.2
1994-95	Tremone Williams	26	27	1.0
1995-96	Charles Davis	27	29	1.1
1996-97	Charles Davis	26	33	1.3
1997-98	Charles Davis	27	36	1.3
1998-99	Tyreck Knox	27	33	1.2
1999-00	Jamie Simmons	28	51	1.8
2000-01	Jay Carter	28	25	0.9
2001-02	Jonte' Edwards	27	20	0.7
2002-03	Jonte' Edwards	26	25	0.9
2003-04	Dominique Klein	24	12	0.5
2004-05	Diego Aguiar	26	13	0.5
2005-06	Oladapo Fagbenle	26	30	1.2
2006-07	Jonathan Rodriguez	31	34	1.1
2007-08	Oladapo Fagbenle	29	24	0.8
2008-09	Kyle Vejraska	30	27	0.9

Field Goal Percentage (Min. 100 att.)

Year	Name	G	FGM-FGA	Pct.
1977-78	Fred Whitfield	22	75-152	.493
1978-79	Fred Whitfield	26	127-243	.523
1979-80	Darrell Mauldin	27	157-299	.525
1980-81	Tony Britto	24	114-215	.530
1981-82	Tony Britto	27	164-302	.543
1982-83	Larry Canady	28	134-282	.475
1983-84	Andrea McGee	28	138-279	.495
1984-85	John Huffstetler	27	139-269	.517
1985-86	Henry Wilson	27	72-144	.500
1986-87	Henry Wilson	30	167-318	.525
1987-88	Henry Wilson	27	191-333	.574
1988-89	Sanders Jackson	30	113-203	.557
1989-90	Billy Ellison	27	71-135	.526
1990-91	Joe Spinks	28	118-226	.522

Free Throw Percentage (Min. 60 att.)

Year	Name	G	FTM-FTA	Pct.
1977-78	Donnie Cardwell	24	54-67	.806
1978-79	Darrell Mauldin	26	70-76	.921*
1979-80	Darrell Mauldin	27	81-101	.802
1980-81	Ron Curtis	27	96-119	.807
1981-82	Ron Curtis	27	101-149	.678
1982-83	Larry Canady	28	88-133	.662
1983-84	Andrea McGee	28	99-135	.733
1984-85	Andrea McGee	26	99-133	.744
1985-86	Clarence Grier	24	84-107	.785
1986-87	Clarence Grier	30	158-208	.760
1987-88	Brad Childress	27	58-67	.866
1988-89	Mark Mocnik	30	62-71	.873
1989-90	Brad Childress	28	62-75	.827
1990-91	Rod Gourdine	16	83-110	.755
1991-92	Mark Mocnik	31	69-97	.711
1992-93	Mark Mocnik	27	46-60	.767
1993-94	Doug Mitchell	27	52-68	.765
1994-95	Corey Best	25	43-65	.662
1995-96	Scott Neely	28	55-70	.786
1996-97	Corey Best	27	94-116	.810
1997-98	George Miller	27	95-139	.683
1998-99	Jamie Simmons	27	74-99	.747
1999-00	Adam Fellers	28	52-60	.867
2000-01	Adam Fellers	28	76-90	.844
2001-02	Adam Fellers	27	57-68	.838
2002-03	Brooks Lee	26	58-66	.879
2003-04	Tarick Johnson	23	47-62	.758
2004-05	Maurice Latham	24	70-103	.680
2005-06	Maurice Latham	28	123-159	.774
2006-07	Eric Smith	31	79-99	.798
2007-08	Reggie Bishop	30	57-68	.838
2008-09	Jonathan Rodriguez	30	124-157	.790



Brooks Lee topped the Atlantic Sun Conference in assists as a junior (2001-02).



Kyle Vejraska led CU and ranked among league blocks leaders in '08-09.

Top Single-Game Performances (NCAA Division I / 1977-2009)

Scoring (30-point games)

Points	Player	Opponent	Score	Date
39	Clarence Grier	Virginia Wesleyan	W 87-62	1/7/87
38	Clarence Grier	Radford	W 75-71	2/2/87
37	Clarence Grier	Mount Olive	W 91-84	12/3/86
37	Adam Fellers	at UNC Asheville	W 85-70	11/18/00
37	Tarick Johnson	Lipscomb**	W 91-90	2/12/03
36	Clarence Grier	at Baptist	L 77-80	2/16/87
35	Clarence Grier	Methodist	W 105-74	12/1/86
35	Henry Wilson	at Radford	L 66-71	1/30/89
35	Scott Neely	at Coastal Carolina	L 71-74	1/29/94
35	Adam Fellers	Jacksonville State	W 88-76*	12/4/00
34	Clarence Grier	at Howard	L 73-76	12/8/86
34	Clarence Grier	East Carolina	L 77-88*	12/17/86
34	Joe Spinks	Barton	L 79-82*	1/25/93
34	Jonathan Rodriguez	at UNC Asheville	L 76-79	12/13/07
34	Jonathan Rodriguez	at Gardner-Webb	L 70-86	2/16/08
33	Adam Fellers	at Florida Atlantic	W 72-61	1/13/00
33	Adam Fellers	Florida Atlantic	W 92-87	2/7/02
32	Fred Whitfield	at Baptist	W 100-78	1/13/79
32	Fred Whitfield	at Samford	W 82-75	2/9/80
32	Henry Wilson	UNC Asheville +	W 79-76	2/27/87
32	Rod Gourdine	Howard	W 82-81	11/24/90
32	Joe Spinks	Charleston Southern	W 73-70	1/6/94
32	Scott Neely	Radford +	W 72-61	3/5/94
32	Adam Fellers	Coastal Carolina	W 75-72	12/14/00
32	Adam Fellers	Troy State	L 85-92 *	1/27/01
32	Maurice Latham	Belmont	L 99-103 *	2/18/06
31	Rod Gourdine	Western Carolina	W 85-73	1/7/91
31	Tarick Johnson	at Gardner-Webb	L 69-81	2/14/03
31	Eric Smith	at Florida Atlantic	L 90-95	2/2/06
31	Jonathan Rodriguez	East Tennessee State	L 87-96	2/25/08
30	Ron Curtis	Eastern Illinois	L 71-78	1/11/82
30	Andrea McGee	at Western Carolina	L 78-87	1/26/84
30	Larry Spencer	at Armstrong State	W 82-79	2/14/87
30	Clarence Grier	UNC Asheville	W 70-61	2/21/87
30	Henry Wilson	UNC Asheville	W 78-60	2/20/88
30	Henry Wilson	Augusta +	W 90-84	3/2/89
30	Mark Mocnik	Augusta +	W 90-84	3/2/89
30	Joe Spinks	Winthrop	W 92-84	2/15/93
30	Jamie Lee	at Winthrop	W 96-95	2/22/93
30	George Miller	Florida Atlantic	L 63-70	1/15/98
30	George Miller	Mercer	W 63-59	2/2/98
30	Jonathan Rodriguez	at Stetson	L 73-82	1/15/07
30	Jonathan Rodriguez	Chowan	W 79-64	11/15/08

+ Big South Tournament

*Overtimes

Note: The school senior college (since 1961-62) record for points scored in a game is 46 by Johnny Marshbanks vs. Mars Hill on Dec. 1, 1967.

Rebounding

Reb.	Player	Opponent	Score	Date
19	Henry Wilson	Methodist	W 105-74	12/1/86
18	Ron Curtis	Samford	W 88-75	2/10/79
18	Mike Vandy	Pembroke State	W 64-53	12/11/82
18	Jonathan Rodriguez	at Belmont	L 64-75	2/28/08
17	Joe Spinks	Ferrum	W 98-97 *	1/6/92
17	Freddie Butler	at Georgia State	L 66-77	2/4/95
17	Jonathan Rodriguez	Gardner-Webb	W 71-60	2/24/07
16	Ron Curtis	Methodist	W 85-66	1/18/82
16	Joe Spinks	Charleston Southern	L 64-81	1/12/91
16	Joe Spinks	Davidson	L 53-59	1/14/91
16	Joe Spinks	Marietta	W 88-66	11/23/91
16	Joe Spinks	UNC Asheville	W 71-57	2/1/92
16	Tarick Johnson	at Troy State	L 82-120	1/28/04

Assists

Ast.	Player	Opponent	Score	Date
16	Dan Pogue	UNC Asheville	W 90-65	2/8/93
13	Bryce Robertson	Liberty Baptist	W 94-85	1/26/81
13	Dan Pogue	at UNC Greensboro	L 58-71	2/24/94
12	Brad Childress	Methodist	W 133-84	12/2/87
12	Brad Childress	at Radford	L 66-71	1/30/89
12	Dan Pogue	at Winthrop	W 94-73	1/15/94
12	Dan Pogue	at Charleston Southern	W 86-73	2/10/94
12	Jim Fitzpatrick	Wofford	W 78-62	1/24/96
12	Dan Pogue	at Central Florida	W 70-69	2/10/96
12	Junard Hartley	Mercer	W 72-57	1/3/09
11	13 times (last by Ledell Eackles vs. Florida Atlantic, 1/17/06)			



Junard Hartley dealt a career-high 12 assists in last year's home win over Mercer.

Honor Roll

Note: The Trans America Athletic Conference changed its name to the Atlantic Sun Conference in June 2001.

Team MVP

1982	Tony Britto
1983	Larry Canady
1984	Larry Canady
1985	Andrea McGee
1986	Juan Austin
1987	Clarence Grier
1988	Henry Wilson
1989	Henry Wilson
1990	Brad Childress
1991	Rod Gourdine
1992	Joe Spinks
1993	Joe Spinks
1994	Joe Spinks
1995	Freddie Butler
1996	Scott Neely
1997	Corey Best
1998	George Miller
1999	Jamie Simmons
2000	Adam Fellers
2001	Adam Fellers
2002	Jonte' Edwards
2003	Tarick Johnson
2004	Anthony Atkinson
2005	Comerlee Poole
2006	Maurice Latham
2007	Jonathan Rodriguez
2008	Jonathan Rodriguez
2009	Jonathan Rodriguez

Team Coaches Award

1985	John Huffstetler
1986	Henry Wilson
1987	Henry Wilson
1988	Brad Childress
1989	Chris Miller
1990	Rod Gourdine
1991	Steve Martin
1992	Steve Martin
1993	Bobby Murray
1994	Dan Pogue
1995	Tremone Williams
1996	Andre King
1997	George Miller
1998	Eddie Walker
1999	Wes Layton
2000	Damien Hannibal
2001	Bobby Jones
2002	Adam Fellers
2003	Jonte' Edwards
2004	Dominique Klein
2005	Diego Aguiar
2006	Reggie Bishop
2007	Kyle Vejraska
2008	Preston Dodson
2009	Chris Reynolds



1989 Big South Player of the Year Henry Wilson

Newton-Roberts Award (Unsung Hero)

1984	Kevin Spain
1985	Kelvin Nash
1986	Tracy Williams
1987	Brad Childress
1988	Derrick Hensley
1989	Sanders Jackson
1990	Steve Bruce
1991	Joe Spinks
1992	Mark Mocnik
1993	Mark Mocnik
1994	Doug Mitchell
1995	Dennis Hurst
1996	Dan Pogue
1997	Keith Holdan
1998	Darrin Hucks
1999	Jason Smith
2000	Matt Mardis
2001	Damien Hannibal
2002	Brooks Lee
2003	Brooks Lee
2004	Brad McKeiver
2005	Dominique Klein
2006	Eric Smith
2007	Russ Gibson
2008	Kyle Vejraska
2009	Lorne Merthie

Calloway Defensive Award

2002	Solomon Yearby
2003	Solomon Yearby
2004	Derek Gray
2005	Russ Gibson

2006	Ledell Eackles
2007	Ledell Eackles
2008	Junard Hartley
2009	Junard Hartley

NCAA Division I-AAA ADs

Scholar-Athlete

Brad McKeiver (2003)
Dominique Klein (2005 / Honorable Mention)

CoSIDA Academic All-District®

Brad McKeiver (2003)

Mid-Major All-America

Jonathan Rodriguez (2008 HM) (Collegeinsider.com, Collegehoops.net)

Mid-Major Freshman All-America

Jonathan Rodriguez (2007) (Collegeinsider.com, Collegehoops.net)

NABC All-District 3

Jonathan Rodriguez (2009 1st team)

NCCSIA All-State

Maurice Latham (2006)
Jonathan Rodriguez (2007, 2008)

Atlantic Sun Coach of the Year

Billy Lee (1996)
Robbie Laing (2006) (CollegeInsider.com)

Atlantic Sun Player of the Year

Jonathan Rodriguez (2008) (MidMajority.com)

Atlantic Sun Freshman of the Year

Lorne Merthie (2009)

All-Atlantic Sun First Team

Adam Fellers (2000)
Maurice Latham (2006)
Jonathan Rodriguez (2007, 2008)

All-Atlantic Sun Second Team

Jonathan Rodriguez (2009)

All-Atlantic Sun Third Team

Corey Best (1997)
Scott Neely (1996)

Atlantic Sun All-Freshman Team

Anthony Atkinson (2004)
Robby Dupre (2003)
Dominique Klein (2002)
Lorne Merthie (2009)
Ruell Pringle (2005)
Jonathan Rodriguez (2007)

Honor Roll

Emory Walton (2001)

Atlantic Sun All-Academic

Reggie Bishop (2006, 2008)
 Jake Capin (2008, 2009)
 Ben Coleman (2005, 2006)
 Preston Dodson (2009)
 Oladapo Fagbenle (2005)
 Jim Fitzpatrick (1996)
 Russ Gibson (2006, 2007)
 Scott Gurley (1995, 1996, 1997)
 Derek Gray (2003, 2004)
 Jared Harrison (1995)
 Keith Holdan (1997)
 Darrin Hucks (1999)
 Dennis Hurst (1995, 1996)
 Matthew Johnson (2004, 2005, 2006, 2007)
 Dominique Klein (2002, 2004, 2005)
 Brooks Lee (2001, 2003)
 Brad McKeiver (2001, 2002, 2003, 2004)
 Scott Neely (1995, 1996)
 Jonathan Rodriguez (2009)
 Jamie Simmons (1999, 2000)
 Jason Smith (1997, 1999)
 Joey Smith (2000)
 Miles Taylor (2009)
 Chad Thompson (2009)
 Kyle Vejraska (2008)
 Jake Wohlfeil (2008)

Atlantic Sun Player of the Week

Corey Best (2/11/97)
 George Miller (1/19/98)
 Adam Fellers (12/27/99)
 Damien Hannibal (2/28/00)
 Adam Fellers (12/17/01)
 Adam Fellers (2/24/01)
 Tarick Johnson (12/23/02)
 Tarick Johnson (2/18/03)
 Eric Smith (2/6/06)
 Russ Gibson (11/13/06)
 Jonathan Rodriguez (11/27/06)
 Eric Smith (12/26/06)
 Jonathan Rodriguez (12/17/07)

Big South Player of the Year (1986-94)

Clarence Grier (1987)
 Joe Spinks (1994)
 Henry Wilson (1989)

Big South Coach of the Year

Billy Lee (1987, 1994)

Big South Rookie of the Year

Scott Neely (1992)
 Dan Pogue (1993)
 Joe Spinks (1991)



1992 Big South Tournament MVP Mark Mocnik

Big South Tournament MVP

Mark Mocnik (1992)

All-Big South First Team

Brad Childress (1989)
 Clarence Grier (1986, 1987)
 Joe Spinks (1992, 1993, 1994)
 Henry Wilson (1987, 1988, 1989)

All-Big South Second Team

Brad Childress (1990)
 Rod Gourdine (1991)
 Scott Neely (1994)
 Joe Spinks (1991)

All-Big South Tournament

Billy Ellison (1992)
 Clarence Grier (1987)
 Mark Mocnik (1989, 1992)
 Scott Neely (1994)
 Joe Spinks (1992, 1994)
 Henry Wilson (1987, 1989)

Big South Player of the Week

Clarence Grier (12/7/86)
 Clarence Grier (2/21/87)
 Henry Wilson (12/5/87)
 Henry Wilson (2/4/89)
 Brad Childress (2/12/90)
 Brad Childress (2/26/90)
 Rod Gourdine (11/26/90)
 Joe Spinks (12/5/93)
 Joe Spinks (1/10/94)
 Scott Neely (1/30/94)

Big South Rookie of the Week

Joe Spinks (1/14/91)
 Joe Spinks (1/21/91)
 Joe Spinks (2/11/91)
 Joe Spinks (2/18/91)
 Scott Neely (1/6/92)
 Scott Neely (1/13/92)
 Scott Neely (1/20/92)
 Scott Neely (2/24/92)
 Dan Pogue (2/15/93)

National Basketball Association Draft Picks

1982 Tony Britto (Chicago Bulls)
 1987 Clarence Grier (Houston Rockets)

NAIA All-Americans (1961-77)

1970 Cordell Wise
 1976 Marshall Lovett
 1977 Sam Staggers
 1977 Don Whaley

Campbell Sports Hall of Fame (Basketball Players / Coaches)

Howard Auman (1991)
 Sam Bishop (1996)
 Walter Deal (1991)
 Bob Etheridge (2002)
 Fred Emmerson (1985)
 Ken Faulkner (1999)
 George Graybill (1992)
 Clarence Grier (2001)
 Marion Hargrove (1994)
 Ollie Harrell (1998)
 John T. Johnson (1997)
 Cal Koonce (1987)
 Don Laird (1989)
 Len Maness (1987)
 Johnny Marshbanks (2006)
 Billy Mason (1993)
 Fred McCall (1995)
 Eugene "Red" McDaniel (2005)
 Jim Perry (1984)
 Mike Reidy (1988)
 Danny Roberts (2003)
 James Sessoms (1993)
 Earl Smith (1986)
 Bob Vernon (1986)
 Don Whaley (1992)
 Fred Whitfield (1995)
 Pete Wish (2003)

Opponent Records (1977-2009)

Individual

Points (Overall): 40 by David Holston of Chicago State (12/29/08)
 Points (Two Players): 59 by David Holston (40) and John Cantrell (19) of Chicago State (12/29/08)
 Points (Three Players): 74 by David Holston (40), John Cantrell (19) and Carl Montgomery (15) of Chicago State (12/29/08)
 Points (Four Players): 84 by Charles "Hawkeye" Whitney (27), Clyde Austin (22), Tiny Pinder (18) and Donnie Perkins (17) of North Carolina State (12/9/78); 84 by Freddie Burton (27), Calvin Lamb (25), Tyrone Cunningham (16) and Jerome Washington of Long Island (12/20/86)
 Points (A-Sun Regular Season): 39 by Earnest Crumbley at Florida Atlantic (2/26/04)
 Points (A-Sun Tournament): 24 by Will Daniel of Samford (2/25/99); 24 by Justin Hare of Belmont (3/3/06)
 Points (Big South Regular Season): 33 by George Henson of Winthrop (2/10/90)
 Points (Big South Tournament): 29 by Donald Johnson of Armstrong State (2/26/87)
 Field Goals Made: 15 by Sammy Drummer of Georgia Tech (2/26/79); 15 by Dave Skaff of George Mason (1/31/81); 15 by Roger Carr of Pembroke State (2/9/81); 15 by William Calvin of Coastal Carolina (2/16/85); 15 by Tim Smith of East Tennessee State (1/7/06)
 Field Goals Attempted: 28 by Bailey Alston of Liberty (1/7/88)
 Field Goal Percentage:
 (10-14 attempts): 90.9 (10-11) by Simon Conn at Gardner-Webb (1/13/06)
 (15-24 attempts): 81.3 (13-16) by Jeff Warbritton of Stetson (1/22/98)
 (25 or more attempts): 60.0 (15-25) by Sammy Drummer of Georgia Tech (2/26/79); 60.0 (15-25) by Dave Skaff of George Mason (1/31/81)
 3-Pt. Field Goals Made: 11 by Earnest Crumbley at Florida Atlantic (2/26/04)
 3-Pt. Field Goals Attempted: 18 by Earnest Crumbley at Florida Atlantic (2/26/04)
 3-Pt. Field Goal Percentage: 100.0 (6-6) by Steve Richardson of East Carolina (1/2/92); 70.0 (7-10) by Jeff Hodson of Augusta (2/9/87)
 Free Throws Made: 15 by George Henson of Winthrop (2/10/90)
 Free Throws Attempted: 18 by Mike Emanuel of Pembroke State (2/18/84); 18 by Vernon Butler of Navy (3/4/85); 18 by George Henson of Winthrop (2/10/90)
 Free Throw Percentage: 100.0 (12-12) by Gary Cooper of UNC Wilmington (1/8/79); 100.0 (12-12) by Brandt Williams of UNC Asheville (2/18/89) 100.0 (12-12) by Rob Lewin of Troy State (1/3/04)
 Rebounds: 22 by Brad Nuckles of East Tennessee State (1/7/06)
 Assists: 15 by Brian Schmall of Radford (2/4/93)
 Steals: 11 by Phillip Huyler of Florida Atlantic (1/18/97)
 Blocked Shots: 10 by Kenny George of UNC Asheville (11/17/07)
 Minutes Played: 53 by Ron Shelburne of Radford (2/11/88)
 Turnovers: 10 by David Holston of Chicago State (12/29/08)

Team

Points: 120 by Troy State (1/28/04)
 Points (1st half): 65 by East Tennessee State (1/7/06)
 Points (2nd half): 65 by Marshall (2/13/82), by Belmont (2/6/09)
 Points (Overtime): 21 at UNC Asheville (12/14/02)
 Points (In Loss): 97 (98-97 CU win) by Ferrum (1/6/92)
 Fewest Points (Overall): 41 by Winthrop (1/12/85); 41 by Clinch Valley (11/27/96); 41 by Samford (1/9/97); 41 by Wingate (12/30/97)
 Fewest Points (1st half): 12 by William & Mary (1/10/94)
 Fewest Points (2nd half): 14 by East Carolina (2/1/88)
 Fewest Points (Overtime): 0 by Augusta (2/4/84)
 Field Goals Made: 48 at San Diego State (12/12/06)
 Field Goals Attempted: 85 by Troy State (1/3/04)
 Field Goal Percentage: 74.3 (26-35) by East Carolina (1/10/83)
 3-Pt. Field Goals Made: 21 by Troy State (1/28/04)
 3-Pt. Field Goals Attempted: 52 by Troy State (1/28/04)
 3-Pt. Field Goal Percentage: 77.8 (7-9) by Central Florida (12/19/86); (7-9) by Florida Atlantic (2/15/96)
 Free Throws Made: 47 by UNC Charlotte (12/13/83)
 Free Throws Attempted: 59 by UNC Charlotte (12/13/83)
 Free Throw Percentage:
 (10-19 attempts): 100.0 (13-13) at Gardner-Webb (2/14/03)
 (20-29 attempts): 92.6 (25-27) by UNC Asheville (1/27/90)
 (30-39 attempts): 86.8 (33-38) by UNC Wilmington (1/8/79)
 (40-49 attempts): 85.4 (35-41) by Methodist (12/8/80)
 (50 or more attempts): 79.7 (47-59) by UNC Charlotte (12/13/83)
 Rebounds: 56 by Providence (2/18/78); 56 by Radford (2/23/87)
 Assists: 34 by Troy State (1/28/04)
 Steals: 24 by Vanderbilt (12/19/98)
 Blocked Shots: 16 by UNC Asheville (11/17/07)
 Turnovers: 31 by Methodist (12/8/79); 31 by UNC Pembroke (11/11/06)
 Personal Fouls: 35 by North Carolina Central (12/24/79); 35 by North Carolina A&T (2/13/80)
 Fouled Out: 5 by Baptist (1/13/90)



Campbell vs. All Opponents (1951-2009)

Opponent	Games	First Meeting	Last Meeting	Won	Lost	Opponent	Games	First Meeting	Last Meeting	Won	Lost
Alabama-Birmingham	1	1985-86	1985-86	0	1	Gardner-Webb	17	1953-54	2007-08	8	9
Alcorn State	2	1976-77	1992-93	1	1	George Mason	5	1978-79	1980-81	3	2
Appalachian State	10	1962-63	2008-09	2	8	George Washington	1	1977-78	1977-78	0	1
Arkansas Little Rock	4	1979-80	1980-81	0	4	Georgia Southern	7	1966-67	1984-85	3	4
Armstrong State	5	1971-72	1986-87	4	1	Georgia Southwestern	1	1972-73	1972-73	1	0
Augusta	18	1983-84	1990-91	12	6	Georgia State	19	1994-95	2004-05	4	15
Averett	3	1986-87	1988-89	3	0	Georgia Tech	2	1978-79	1995-96	0	2
Ball State	1	1990-91	1990-91	0	1	Greensboro College	7	1966-67	1981-82	6	1
Baltimore	4	1980-81	1982-83	1	3	Guilford	6	1961-62	1976-77	5	1
Barton (Atlantic Christian)	41	1955-56	1992-93	32	9	Hampton (Institute)	5	1971-72	1995-96	3	2
Baylor	1	1984-85	1984-85	0	1	Henderson State	1	1976-77	1976-77	1	0
Belmont	21	1997-98	2008-09	3	18	High Point	42	1954-55	2002-03	18	24
Belmont Abbey	20	1952-53	1976-77	15	5	Hospital Corp.	1	1953-54	1953-54	0	1
Bethune Cookman	3	1981-82	1983-84	2	1	Houston	1	1984-85	1984-85	0	1
Boise State	1	1996-97	1996-97	0	1	Howard	10	1979-80	1990-91	5	5
Brewton-Parker	1	1959-60	1959-60	1	0	Idaho State	1	1996-97	1996-97	0	1
Bridgewater State	1	1961-62	1961-62	1	0	Illinois-Chicago Circle	2	1981-82	1981-82	1	1
Brooklyn	4	1982-83	1985-86	3	1	Indiana State	2	1994-95	2005-06	0	2
Camp Lejeune	2	1951-52	1951-52	0	2	Jackson State	1	1969-70	1969-70	0	1
Catawba	34	1961-62	1976-77	18	16	Jacksonville (Fla.)	21	1989-90	2008-09	10	11
Centenary	6	1994-95	1998-99	2	4	Jacksonville (Ala.) State	13	1995-96	2002-03	6	7
Central Connecticut	1	1985-86	1985-86	1	0	James Madison	6	1979-80	1983-84	0	6
Central Florida (UCF)	27	1984-85	2004-05	7	20	Keene State	2	1973-74	1975-76	2	0
Central Wesleyan	1	1987-88	1987-88	1	0	Kennesaw State	7	2005-06	2008-09	5	2
College of Charleston	15	1961-62	1997-98	4	11	Kentucky	1	2004-05	2004-05	0	1
Charleston Southern (Baptist)	39	1977-78	1997-98	20	19	King (Tenn.)	1	1974-75	1974-75	1	0
Cherry Point	4	1951-52	1952-53	0	4	Lenoir-Rhyne	4	1972-73	1974-75	2	2
Chicago State	1	2008-09	2008-09	0	1	Liberty	17	1980-81	2007-08	9	8
Chowan	19	1952-53	2008-09	16	3	Limestone	1	1990-91	1990-91	1	0
The Citadel	4	1971-72	1982-83	3	1	Lincoln Memorial	1	1976-77	1976-77	1	0
Clemson	4	1982-83	1995-96	0	4	Lipscomb	15	2002-03	2008-09	4	11
Cleveland State	4	1977-78	1980-81	1	3	Livingstone	1	1971-72	1971-72	1	0
Clinch Valley	1	1996-97	1996-97	1	0	Long Island	1	1986-87	1986-87	0	1
Coastal Carolina	33	1975-76	2007-08	19	14	Longwood	3	2006-07	2007-08	2	1
Coker	2	1991-92	2007-08	2	1	Louisburg	21	1951-52	1960-61	12	9
Cumberland	1	1963-64	1963-64	0	1	Louisiana State	2	1992-93	2001-02	0	2
Dartmouth	1	1991-92	1991-92	0	1	Loyola (Md.)	2	1988-89	1989-90	1	1
Davidson	9	1988-89	1991-92	6	3	Lynchburg	6	1962-63	1971-72	5	1
Delaware State	3	1985-86	1985-86	3	0	Marietta	1	1991-92	1991-92	1	0
Duke	2	1991-92	1996-97	0	2	Marshall	1	1981-82	1981-82	0	1
Duke (Freshman)	2	1960-61	1960-61	1	1	Mars Hill	6	1967-68	1998-99	5	1
East Carolina	37	1955-56	2008-09	8	29	Maryland Baltimore Co.	5	1992-93	1993-94	4	1
East Tennessee State	11	1977-78	2008-09	1	10	Maryland-Eastern Shore	1	1982-83	1982-83	1	0
Eastern Illinois	2	1981-82	1982-83	0	2	Mary Washington	1	1997-98	1997-98	1	0
Eckerd	1	1974-75	1974-75	1	0	McCrary Eagles	2	1958-59	1958-59	0	2
Edwards Military Institute	23	1951-52	1960-61	19	4	Mercer	24	1978-79	2008-09	11	13
Elizabeth City State	7	1971-72	1976-77	5	2	Methodist	41	1964-65	1995-96	38	3
Elon	35	1961-62	2000-01	12	23	Middle Tennessee	2	1999-00	2000-01	1	1
Erskine	14	1961-62	1968-69	6	8	Minnesota	1	1997-98	1997-98	0	1
Erwin Auditorium	2	1951-52	1952-53	2	0	Mississippi	1	1985-86	1985-86	0	1
Evansville	2	1994-95	2005-06	0	2	Monmouth	2	1983-84	1983-84	1	1
Fairmont State	1	1963-64	1963-64	1	0	Mount Olive	2	1986-87	1991-92	2	0
Fayetteville State	5	1970-71	1976-77	3	2	Murray State	1	1978-79	1978-79	0	1
Ferrum	3	1988-89	1993-94	3	0	Muskingham	1	1973-74	1973-74	1	0
Florida A&M	1	1979-80	1979-80	1	0	Navy	2	1983-84	1984-85	0	2
Florida Atlantic	22	1995-96	2005-06	10	12	Newberry	2	1961-62	1962-63	1	1
Florida Gulf Coast	3	2007-08	2008-09	1	2	Norfolk State	4	1972-73	2007-08	1	3
Florida International	9	1987-88	1997-98	4	5	North Carolina (Freshmen)	3	1958-59	1960-61	1	2
Florida State	2	2001-02	2005-06	0	2	North Carolina A&T	11	1977-78	2005-06	4	7
Fort Bragg	1	1957-58	1957-58	1	0	UNC Asheville (Biltmore)	31	1967-68	2008-09	18	13
Francis Marion	3	1975-76	2002-03	3	0	North Carolina Central	1	1978-79	1978-79	1	0
Frederick	22	1958-59	1967-68	11	11	UNC Charlotte	11	1954-55	1983-84	8	3
Furman	5	1959-60	2005-06	0	5	UNC Greensboro	11	1990-91	2003-04	5	6

Campbell vs. All Opponents (1951-2009)

Opponent	Games	First Meeting	Last Meeting	Won	Lost	Opponent	Games	First Meeting	Last Meeting	Won	Lost
UNC Pembroke (State)	57	1951-52	2008-09	42	15	Southeastern	1	1970-71	1970-71	1	0
North Carolina State	9	1978-79	2004-05	1	8	Southeastern Louisiana	5	1994-95	1996-97	4	1
North Carolina Wesleyan	2	1968-69	1969-70	2	0	Southeastern Seminary	1	1956-57	1956-57	1	0
UNC Wilmington	91	1951-52	2006-07	39	52	Southeast Missouri State	1	2000-01	2000-01	0	1
Northeast Louisiana	2	1977-78	1978-79	1	1	Southern Methodist	1	1984-85	1984-85	0	1
Northern Illinois	1	1983-84	1983-84	0	1	Southwest Oklahoma St.	1	1976-77	1976-77	1	0
Northern Iowa	2	1980-81	1980-81	1	1	Southwestern Louisiana	1	1992-93	1992-93	0	1
North Florida	7	2005-06	2008-09	5	2	Stetson	31	1977-78	2008-09	10	21
North Greenville	3	1956-57	1957-58	0	3	Tennessee	1	2004-05	2004-05	0	1
Northwestern (LA) State	2	1977-78	1978-79	1	1	Tennessee Wesleyan	1	1994-95	1994-95	1	0
Oak Ridge	23	1951-52	1960-61	17	6	Texas Christian	1	1984-85	1984-85	0	1
Oglethorpe	1	1962-63	1962-63	0	1	Texas Southern	1	1976-77	1976-77	0	1
Ohio Valley	1	2006-07	2006-07	1	0	Towson (State)	8	1980-81	1993-94	4	4
Old Dominion	8	1966-67	2002-03	1	7	Troy (State)	14	1997-98	2004-05	0	14
Pennsylvania	1	2008-09	2008-09	0	1	Tusculum	1	1996-97	1996-97	1	0
Perkinston	1	1959-60	1959-60	1	0	Union	1	1964-65	1964-65	0	1
Pfeiffer	35	1951-52	1989-90	21	14	US International	1	1990-91	1990-91	0	1
Point Park	1	1975-76	1975-76	0	1	Vanderbilt	1	1998-99	1998-99	0	1
Presbyterian Junior College	19	1951-52	1960-61	18	1	Virginia Commonwealth	2	1970-71	1978-79	0	2
Providence	2	1977-78	1980-81	0	2	Virginia Military Institute	4	1978-79	2008-09	1	3
Radford	27	1984-85	2007-08	10	17	Virginia State	13	1969-70	1977-78	6	7
Raleigh	1	1955-56	1955-56	1	0	Virginia Tech	2	1979-80	2006-07	0	2
Red Springs	2	1951-52	1951-52	2	0	Virginia Wesleyan	2	1972-73	1986-87	2	0
Richmond	9	1982-83	1998-99	2	7	Wagner	1	1991-92	1991-92	1	0
Rio Grande	1	1964-65	1964-65	1	0	Wake Forest	6	1987-88	2000-01	0	6
St. Andrews	12	1961-62	1995-96	12	0	Wake Forest (Freshman)	13	1951-52	1959-60	1	12
St. Francis (NY)	1	1991-92	1991-92	0	1	Wake Forest Seminary	2	1957-58	1957-58	2	0
Salisbury State	2	1972-73	1973-74	2	0	West Chester State	1	1977-78	1977-78	1	0
Samford	19	1978-79	2002-03	5	14	Western Carolina	23	1962-63	1990-91	3	20
San Diego	2	2005-06	2006-07	0	2	Western Illinois	2	1981-82	1982-83	1	1
San Diego State	1	2006-07	2006-07	0	1	William & Mary	8	1992-93	2005-06	2	6
Sanford	2	1951-52	1951-52	2	0	Wingate	19	1951-52	1997-98	12	7
Shorter	1	1966-67	1966-67	0	1	Winthrop	25	1984-85	2000-01	15	10
South Alabama	1	1977-78	1977-78	1	0	Wisconsin-Green Bay	4	1981-82	1982-83	2	2
South Carolina	7	1983-84	2007-08	1	6	Wofford	3	1969-70	1996-97	3	0
USC Upstate	4	2007-08	2008-09	2	2						

The Fighting Camel

Many stories exist as to the origin of the nickname "Fighting Camels" and the adoption of a camel as the mascot of Campbell University athletic teams. To date, there is still uncertainty as to why the unique mascot (only one other school in the United States -- and none in Division I -- has the nickname "Camels") was chosen.

According to historian J. Winston Pearce, author of "Campbell College, Big Miracle in Little Buies Creek," the nickname's origin perhaps stretches back to the turn of the century when all but one of the school's original buildings were destroyed by fire. In the aftermath, Z.T. Kivett visited the school's founder and president, Dr. James Archibald Campbell, at his residence.

As Dr. Campbell bemoaned the fate of the institution he had worked 13 years to build, Mr. Kivett encouraged him, "Your name's Campbell; then get a hump on you! We've got work to do." Dr. Campbell thought that Mr. Kivett said, "You're a camel, get a hump on you." Hence the nomadic nickname.

Campbell's athletic teams were originally named the "Hornets." Copies of Creek Pebbles, the school newspaper, in the 1920s and 1930s described the teams as "Hornets." Other references to the athletic teams were "The Campbells" or the "Campbellites."

Although an official date is unknown, the changing of the mascot to a camel came in late 1933 or early 1934. There is no explanation why the nickname was changed to Camels, only this one sentence was printed in the Jan. 13, 1934 issue of Creek Pebbles: "Eight new men were recently initiated into Campbell's monogram club, which has changed its name from 'Hornets' to 'Camels.'" From that point on, all Campbell athletic teams have proudly worn the Camel mascot.



Carter Gym (1953-2008)

Home of the Camels from 1953-2008, venerable Carter Gymnasium on the Campbell University campus in Buies Creek, N.C., was truly one of the most unique places to watch a Division I basketball game. For over half a century, the Camels called the brick and concrete structure with wooden rafters home. And what a home court advantage it is.

Since the Fighting Camel men's team joined NCAA Division I in 1977-78 until the last game played in the facility on Feb. 25, 2008, Campbell posted a 173-106 record (.620) in games played at Carter. From 1973-2008, the Lady Camels amassed a 286-115 mark (.713) at the site.

"The cozy atmosphere and the community and student support can be felt in a special way in Carter Gym," said Lady Camel head coach Wanda Watkins, who played in the facility for Campbell from 1975-79. "I know that all our players would agree that they are confident every time they step on that floor, regardless of the opposition, because of that atmosphere."

The 2007-08 season marked the final year that Carter Gym hosted intercollegiate basketball competition. Since the Campbell men's and women's basketball, volleyball and wrestling teams moved into the John W. Pope Jr. Convocation Center in the fall of 2008, Carter Gym is now used primarily by the University's physical education, campus recreation and intramural departments.

Ground-breaking ceremonies were held on May 3, 1952. Named for the family of textile executive Howard Carter, the facility was dedicated on Feb. 20, 1953. On that night, in the first games played in the new building, the Campbell women defeated Worth's Business College 55-50 behind Dot Howard's 21 points. The men dropped a narrow 66-63 decision to the Wake Forest J.V. squad despite 24 points from Ronald Percise.

Prior to the 1994-95 season, the facility was refurbished with a new wood floor and armchair seats that circle the floor on three sides. Capacity for basketball games now stands at 947, but more than 1,000 fans have crammed into the arena on several occasions since the capacity was limited. For the record, Carter Gym stood as the second-smallest men's basketball home court in the NCAA Division I ranks, only larger than the Charleston Southern University Field House (capacity 790).

Carter Gym hosted the 1988 Big South Conference Women's Basketball Tournament and the Lady Camels registered some of the club's most memorable wins at the site. The 1987-88 team won a school-record 15 games at the facility, while the 1990-91 club was undefeated at 12-0 in Carter. During the 1997-98 season, Campbell scored its first victory over an Atlantic Coast Conference school (Wake Forest) as a Division I member, and recorded its first win over a nationally-ranked Division I opponent (#21 Florida International) in Carter Gym.

As a Division I member, the Campbell men recorded a pair of unbeaten seasons at the site, including an 8-0 record in 1988-89 and a perfect 10-0 slate in 1993-94. In the first game televised from the facility, Campbell defeated Florida International 55-54 on Jan. 28, 1995 when Corey Best hit a jumper with seven seconds remaining.

In 2005-06, Campbell's men finished second nationally in scoring offense at 82.8 points per game and CU fans reacted to the team's success by selling out Carter Gym five times and filling the 53-year-old facility to 96 percent of its capacity throughout the campaign.

During the 2006-07 season, the Campbell men set a school Division I era record for wins at Carter Gym (12). CU also notched a school mark by scoring 100 or more points in a game five times during the season. CU hit the century mark in three-consecutive home games – wins over UNC Wilmington (100-94), Radford (101-88) and Ohio Valley (107-65). On Feb. 8, 2007, the Camels set a school record for most points scored against an Atlantic Sun opponent in a 104-82 victory over Stetson.

Some of the most famous names in basketball history, including Bob Cousy, John Wooden, Pete Maravich and Michael Jordan, have passed through the Carter Gym doors as instructors at the Campbell Basketball School. Maravich attended the camp every year from age nine through 18.

The most famous game played at the building was the February 29, 1964 contest between Angier and Boone Trail for the Harnett County high school championship. That game lasted 13 overtimes, a record for the National Federation of High Schools Association, that is unmatched by the NCAA or NBA. The fact that Boone Trail eventually won 56-54 is not as remarkable as the fact that neither team substituted during the contest.



Campbell Basketball School

Since 1956, thousands of youth from across the United States and around the globe have flocked to Buies Creek, N.C. for the annual Campbell Basketball School.

The nation's oldest and largest summer basketball camp has been the summer home at some point in time for a virtual "Who's Who" among roundball luminaries.


Founded by Campbell head coach Fred McCall and the legendary Horace "Bones" McKinney, 125 boys attended the first camp in 1956. Over the next 50 years, the camp grew to accommodate as many as 2000 youngsters in a summer. At the time of its opening, the camp was the first of its kind to be held in North Carolina and one of the few in the United States.

Though the years, basketball immortals such as John Wooden, Bill Sharman, Dolph Schayes, Press and Pete Maravich, Michael Jordan and James Worthy have assisted in the camp. Hall of Famer Pete Maravich attended the camp without missing a year from age nine through 17. At least seven of the NBA's Top 50 Legends, including Nate "Tiny" Archibald, who spoke twice during the 2001 camp, have appeared at the School.

Recent NBA players who have appeared at the camp include Jordan, Christian Laettner, Rick Fox, Vinny Del Negro, Rodney Rogers, Danny Ferry and Shammond Williams.

Coach Rick Barnes of Texas and Coach Kelvin Sampson from Oklahoma served as guest instructors at the 2004 Basketball school along with Michael Curry of the Toronto Raptors and Moochie Norris of the New York Knicks. Phoenix Suns center Pat Burke visited the camp in 2006.

The camp runs for two, week-long sessions in early June each year. In addition, a Father and Son Camp, a 5-8 year-old day camp, and team camps have been added to the traditional schedule. For more information on the 2009 Campbell Basketball School, contact the basketball office at (910) 893-1335 or 1-800-334-4111, ext. 1335.



The late Pete Maravich was a regular at the Campbell Basketball School in the 60s and 70s.

The Wizard and "The Creek"



As a college basketball coach, few could rival the accomplishments of John Robert Wooden. In 27 years as head coach at UCLA, Wooden led his teams to an unprecedented 10 NCAA National Championships, including seven-consecutive titles from 1966-73. Included in that string is one of the most amazing win streaks in all of sport – 38 straight NCAA Tournament victories.

From 1970-74, Coach Wooden's teams won an NCAA-record 88-straight games, and in 1972, he was inducted into the National Basketball Hall of Fame, becoming the first and only person inducted to the Hall as a player and coach.

"The Wizard of Westwood" is the only college coach to compile four undefeated seasons of 30-0 and his Bruins captured 16 conference championships.

Not only did Coach Wooden lead his UCLA teams to a 620-147 won-lost record, he also spent much of his free time teaching the game to young players nationwide. For many years in the 1960s and 1970s, Coach Wooden would travel to Buies Creek to teach and lecture at the Campbell Basketball School.

Among the many awards bestowed upon Coach Wooden are the 1970 Sporting News Sportsman of the Year and the 1973 Sports Illustrated Sportsman of the Year. He was presented an Honorary Doctor of Humanities degree from Campbell in 1973.

Born Oct. 14, 1910 in Martinsville, Ind., Wooden earned All-America honors at Purdue University in 1930, '31 and '32. He led the Boilermakers to the national championship in 1932 when he was named College Basketball Player of the Year.

Through the course of his career, Coach Wooden summarized key points in his philosophy of basketball and life through the Pyramid of Success.

Fred McCall: Actions Louder Than Words

The following article appeared in the *News & Observer* on June 12, 1994, one day before Fred McCall was inducted into the North Carolina Sports Hall of Fame. Coach McCall passed away on Mar. 28, 2008.

By Steve Politi

Ask Fred McCall a question about his accomplishments in basketball and he'll answer only begrudgingly. "I'm not bragging," McCall will usually say after he responds. "I'm just telling you the facts."

The facts point to a career that's touched the lives of thousands of budding basketball stars. McCall helped develop the Campbell Basketball Camp, one of the first and largest in the nation. He served as basketball coach and athletics director at Campbell University.

In addition, he invented and patented the McCall Rebounder, a device that helps players learn rebounding fundamentals.

It's a career worth bragging about, but McCall won't.

"That's what took him so long to get in the Hall of Fame," said Horace "Bones" McKinney, a Hall member who will introduce McCall at the June 13 banquet. "Everything he did, he will tell you that somebody else did it."

His peers, however, will do some bragging for him.

"Fred McCall is one of the finest men I have ever known," said John Wooden, former UCLA basketball coach and winner of 10 NCAA titles. "He's a wonderful person in every respect."

Wooden is one of the many college coaches who taught clinics at the Campbell camp, which McCall and McKinney – then coach at Wake Forest – founded in 1956.

That year, 125 youths attended the camp. But word soon got out, and when big names like Bob Cousy and Wooden began to show up, the number soared to 1,500 during the two one-week sessions.

"People were hungry for basketball then," McKinney said. "And we were the first camp – all of the others came after us. And hey, we were cheap."

For \$25 young stars could learn basketball with the best. "The kids enjoyed it," McCall remembered. "The food was good, the housing was good. A crowd attracts a crowd, and they had wonderful instructors."

While serving as camp director, McCall was coaching the Campbell basketball team. He compiled a 221-104 record as coach, winning five championships at the junior college level.

"You didn't worry about the percentages," he said. "You just took more shots than the other team and made more goals. They say defense



wins. I have never seen a defense put the ball through the hoop."

His teams missed a lot of shots, and McCall quickly found that good rebounding was a key to success. That's why he developed a rebounding machine to help strengthen a player's ability to snatch down a ball off the boards.

"I used it when I was coaching at Wake Forest," McKinney said. "He tried to get me to go in with him, and I told him, 'Fred, you're just wasting your time.' That's what Roebuck said to Sears."

McCall developed the Rebounder and sold the patent. The machine became an instant success.

"It's not only known nationally," McKinney said. "The Rebounder in every gym across the world was developed by Fred McCall."

The machine looks like a large wire basket sitting on top of a pole. It adjusts for the height and stretch of the player, and helps improve his reflexes and strength.

"It definitely has been helpful," Wooden said. "Basketball coaches are always concerned with rebounding. Most believe if you can control rebounding, you can control the game."

McCall's daughters recently gave their father a box filled with memorabilia, much of it from his coaching career at Campbell. "I had never kept a thing," he said.

Some of the pictures dated back to his college days at Lenoir-Rhyne, where McCall was a three-sport star. After he graduated, McCall started a baseball career in the minor leagues, playing on the same team as New York Giant great Bobby Thomson.

McCall and his wife, Pearl, moved to Buies Creek in 1952. At Campbell, McCall has gone from coach and teacher to athletics director to administrator to executive vice president. He retired in 1986. His contributions to Campbell weren't overlooked by his peers – they named a building for him in 1973.

Still, McCall doesn't consider the Rebounder his greatest accomplishment. Or the Campbell camp. Or his coaching record.

"It's staying here at Campbell University, rearing a family of three and (having) and nice, nice wife."

And that's something he's willing to brag about.

Reprinted with permission of The News & Observer of Raleigh, North Carolina.



Fred McCall, John Wooden and Coach McCall's successor, Danny Roberts.


Surrounding "The Creek"



Major recording artists such as the Dave Matthews Band, Aerosmith, Rascal Flatts, Def Leppard, Kid Rock and Coldplay performed at the Time Warner Pavilion in 2009.



Raleigh Capitol Square



Raleigh Skyline

Campbell University is located in the small town of Buies Creek. The Campus is situated approximately half-way between Raleigh (30 miles south) and Fayetteville (28 miles north) in the Cape Fear Region of North Carolina.

Raleigh Facts:

- Capital of North Carolina
- Population: over 370,000
- Home to the Time Warner Pavilion at Walnut Creek and the North Carolina State Fair (Oct.)
- RDU International Airport takes flights from 12 different airlines

Fayetteville Facts:

- Nickname is All-American City
- Sixth largest city and fourth largest metropolitan area in the state
- Population: over 300,000 – including Fort Bragg Army Base and the Pope Air Force Base
- Home to Fort Bragg Army Base and the 82nd Airborne and Special Operations Museum

Fort Bragg Facts:

- Formed as Camp Bragg in 1918
- Home to the famed 82nd Airborne Division and its 15,000 troops
- Also home to the U.S. Army Special Operations Command
- In total, 42,000 soldiers are station at Bragg

Distance from the Creek

- | | |
|------------------------|------------|
| • Raleigh | 35 minutes |
| • Fayetteville | 35 minutes |
| • RDU Airport | 45 minutes |
| • Wrightsville Beach | 2 hours |
| • Grandfather Mountain | 4 hours |



The RBC Center – a state-of-the-art arena located in western Raleigh – is home to the NHL's Carolina Hurricanes, N.C. State men's basketball, and numerous indoor concerts, circuses and trade shows each year. Photo By: Gregg Forwerck

Campbell Athletic Facilities



A



B



C




D



E



F



G




H



I



J



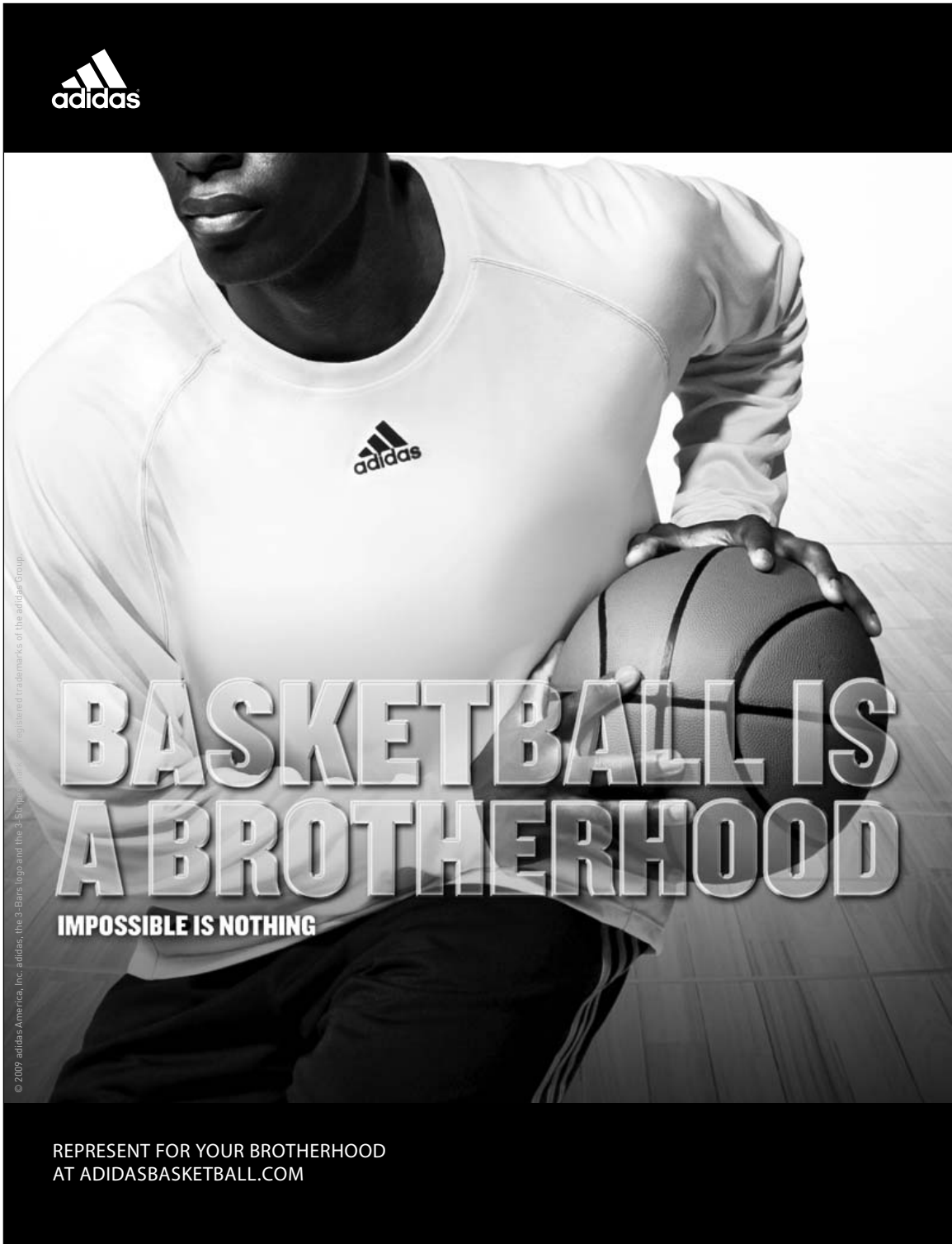
K



L

Campbell University provides quality athletic facilities for its 20 teams to compete on. The **John W. Pope Jr. Convocation Center/Gore Arena** (A & B) houses the wrestling, volleyball and basketball teams. • **Barker-Lane Stadium/Ed Gore Field** (C) is where the football team played their first season in over 50 years. • The athletes of Campbell now have a spacious **Weight Room Facility** (D) to work out in. • The Campbell harriers compete on the **Campbell Cross Country Trail** (E). • The **Eakes Athletic Complex** (F & G) houses both the softball field and the soccer field. **Keith Hills** (H) is where both the men and women's golf teams practice and compete. • **The James Nisbet Tennis Center** (I) serves as the home of both the men's and the women's tennis programs. • **Taylor Field** (J) is the turf of Campbell's baseball team. • The women's swimming team trains and competes at the **Johnson Memorial Natatorium** (K). • **The McLeod Athletic Training Facility** (L) houses the rehab and treatment equipment for the Camel's student-athletes.

adidas



**BASKETBALL IS
A BROTHERHOOD**

IMPOSSIBLE IS NOTHING

© 2009 adidas America, Inc. adidas, the 3-Stripes logo and the 3-Stripes logo are registered trademarks of the adidas Group.

REPRESENT FOR YOUR BROTHERHOOD
AT ADIDASBASKETBALL.COM

Media Information

This publication is prepared to be a source for members of the news media. Additional information is available upon request from the Campbell Athletics Media Services office. News releases, action and still photographs and other materials are available to accredited members of the media.

Press Credentials

Media members are encouraged to notify the Campbell Athletics Media Services office as far in advance of their intentions of covering Fighting Camel Basketball. Press credentials are limited to working members of the print and electronic media. Photo credentials are issued to only working photographers and videographers. Photographers are restricted to the baselines and may use natural light only. Please contact the Media Services office regarding the use of strobe units. Flash units are not allowed at Gore Arena.

All media requests should be directed to

Stan Cole,
Associate AD/Media Services
P.O. Box 10
Buies Creek, NC 27506
910.893.1331 (office)
910.814.7467 (mobile)
cole@campbell.edu



All requests must be made in writing on company letterhead and may sent via email to Stan Cole. Please call to confirm reception of the message.

Requests made at least one week in advance will be mailed to the media member. All others will be left at the ticket will call window of the John W. Pope Convocation Center / Gilbert Craig Gore Arena.

Interview Policies

The Campbell Athletics Media Services office will attempt to arrange all reasonable requests for interviews with Fighting Camel head coach Robbie Laing and the team members. With respect to practice, study and personal time, a few guidelines should be followed.

Player Interviews: All interview requests with Campbell basketball players must be arranged through the Athletics Media Services office. Players are generally available for interviews prior to and immediately following practice sessions, but contacts should be arranged through Stan Cole.

If a media member desires to arrange a telephone interview, the player will be given a



Sonny Smith and the CSS/A-Sun Game of the Week crew visited the Pope Center twice in 2008-09.

telephone number to contact that individual in a reasonable response period, either before or after practice.

Post Game Interviews: Following each home game, the visiting head coach and any requested players will be brought to the media work room after a 10-minute cool down period. Campbell head coach Robbie Laing and two players will follow in the interview room. The Campbell locker room is closed to all individuals with the exception of authorized team or university personnel.

Road Interviews: Interviews with Coach Laing or team members away from campus or contact outside of playing sites must be arranged through the Athletics Media Services office. Every attempt will be made by Campbell personnel to satisfy the interview request within reason. Generally, interviews will not be granted following the team's practice session on the day of a game.

Head Coach Interviews: Requests for interviews with Fighting Camel head coach Robbie Laing should be made through Associate A.D. for Media Services Stan Cole at 910.893.1331 or through Coach Laing's administrative assistant, Cathy McLamb, at 910.893.1335. Coach Laing's office is located along the south side of the Pope Convocation Center.

Home Game Services

Working press facilities and wireless internet access are available at courtside in Gore Arena and in the media work room of the John W. Pope Jr. Convocation Center. Telephone lines are available upon request. The Athletics Media Ser-

VICES department will provide a pre-game snack to working media members in the media work room.

A full NCAA boxscore and play-by-play sheets will be distributed following the completion of each game. Stats are also provided to press row throughout the game.

Broadcasts

Announce positions for radio broadcasts of Fighting Camel basketball games are located courtside along press row in Gore Arena. Under reciprocal agreements, the official designated originating station or network of the visiting team is allowed to originate radio broadcasts without charge. Official stations must contact Stan Cole at the Athletics Media Services office for information and fees concerning broadcasts.

Atlantic Sun Media Services

Throughout the basketball season, the Atlantic Sun Conference staff will provide updated statistics daily for each conference team, plus a weekly release, to the media through A-Sun website at www.atlanticsun.org.

www.GoCamels.com

The media services office updates and maintains the Athletics pages for each of Campbell's 20 varsity sports on the University web site. Media guides, game stories, player and coach bios, schedules, statistics, results, boxscores as well as live stats may be found on the web site.

Campbell Basketball On the Air

Campbell University and the Christian Listening Network are in the third year of an agreement for WCLN 107.3 FM to serve as the flagship station for Fighting Camel men's basketball and football on the Campbell University Radio Network.

WCLN, the marquee signal of the Christian Listening Network, will be the broadcast home for all 29 regular season men's basketball contests and provide extended coverage into all postseason games. When the parties signed the contract in 2007, it marked the first time in the radio network's history that Campbell University reached an agreement with a commercial FM signal after more than three decades of non-commercial broadcasting.

Licensed by the Federal Communications Commission to Clinton, N.C., WCLN's broadcast signal reaches parts of 21 counties in southeastern North Carolina including all of Harnett, Cumberland, Johnston, and Sampson counties. The station's signal also covers a majority of Wake County, including a large portion of Raleigh.

The Christian Listening Network first began broadcasting contemporary Christian music and programs in 1994 and moved to its Fayetteville studios in 2000. The station reports its music play lists to the authoritative chart service Radio and Records for compilation into the weekly music ratings. Often referred to as "Christian 107.3," the station is one of the last of the family friendly stations in the Fayetteville area. The on-air personalities encourage traditional family values, and present material that can be enjoyed by listeners of all ages.

Campbell fans outside the WCLN listening area are able to listen to audio coverage of all Fighting Camels basketball broadcasts on the web at www.GoCamels.com.

Lady Camel broadcasts will also be available



Former Camel coach Jerry Smith joins Robert Harper on WCLN broadcasts for the second-straight year.

through www.GoCamels.com in 2009-10. Robert Harper, Ryan Dunn, and Keith Bisette provide play-by-play and analysis throughout the season and the Atlantic Sun Conference tournament. Every broadcast begins 15 minutes prior to tip-off with the comprehensive pre-game show. A complete post-game show follows each non-doubleheader contest.

Assistant A.D. for Broadcasting Robert Harper is in his fifth year at Campbell University. A 2001 graduate of Marshall University with a B.A. in journalism with an emphasis in radio-television, Harper has been involved in the broadcast industry for a decade. He spent the previous five seasons as the football sideline reporter for the Thundering Herd/ISP Sports Network. In addition, Harper served as a play-by-play announcer for Marshall basketball and baseball broadcasts as well as Huntington area high school sports. He was also the pre- and post-game show host for Thundering Herd football and basketball.

A native of Hurricane, W.Va., Harper has won

more than 30 national, regional and state awards for broadcasting excellence. He also has spent more than four years as a nightly sports call-in show co-host on WRVC-AM in Huntington.

At Campbell, Harper is the primary radio play-by-play announcer for football, men's and women's basketball, baseball and softball games. He also oversees Campbell's live video streaming operation for www.GoCamels.com. Additionally, Harper assists in the marketing and promotion of Campbell Athletics, while also recruiting and supervising student broadcasters and videographers.

Former Fighting Camel head coach Jerry Smith will again lend his insight as color analyst on selected men's basketball broadcasts.

Big South in 2011-12

Campbell University announced on May 14, 2009 that it will re-join the Big South Conference effective July 1, 2011. As a full Big South member, Campbell will be immediately eligible for all championships beginning in the fall of 2011.

A charter member of the Big South, which formed in 1983 and began play one year later, Campbell joined the Atlantic Sun Conference in 1994 and will remain in the league for two more seasons (2009-10 and 2010-11).

The Fighting Camels will return to the Big South as a full member, competing in 17 of the 18 sports offered by the league. Campbell will remain a member of the Pioneer Football League as well as the Coastal Collegiate Swimming Association and as a Division I independent in wrestling.



Robert Harper (right) is in his fifth season of calling games for Coach Robbie Laing's Fighting Camels.


Fighting Camels Radio / TV Roster



0 **Cole Dewey**
6-1 / So.-RS
Willow Spring, N.C.




1 **Kyle Vejraska**
6-8 / Sr.
Alachua, Fla.




2 **Amir Celestin**
6-1 / So.
Miami, Fla.




3 **Jonathan Rodriguez**
6-5 / Sr.
Bayamon, Puerto Rico




10 **William Kossangue**
6-6 / Sr.
Bangui, Central Africa




12 **Junard Hartley**
6-3 / Jr.
Atlanta, Ga.




14 **Larry Awosanya**
6-7 / Fr.
London, England



23 **Chris Reynolds**
6-5 / So.
Augusta, Ga.



24 **Olivier Siewe**
6-6 / Fr.
Douala, Cameroon




25 **Lorne Merthie**
6-2 / So.
Sanford, Fla.



30 **Ricky Krainiak**
6-0 / Fr.
Camden, N.C.



32 **Miles Taylor**
6-4 / Sr.
Pensacola, Fla.



51 **Preston Dodson**
6-6 / Jr.
South Mills, N.C.



Mg **Seth Womble**
Head Manager



AT **Quinton Sawyer**
Athletic Trainer
North Carolina, '04



HC **Robbie Laing**
Head Coach
Troy State, '82



AC **Charles Baker**
Assistant Coach
Eastern Kentucky, '90



AC **Brian Burg**
Assistant Coach
Mount Mercy, '03



AC **Michael Slonaker**
Assistant Coach
Mercer, '07



SC **Andrew Carter**
Strength Coach
Salisbury, '02



THIS IS THE ATLANTIC SUN

For more than 30 years the Atlantic Sun Conference has stood for achievement with integrity in both the academic and athletic arenas with a focus on the balance between the two for its student-athletes. The A-Sun boasts a blend of the most dynamic and prestigious private and public

institutions in the region, with all committed to the conference goal of Building Winners for Life.

The experience for a student-athlete in the A-Sun is supported by the entire university community, from coaches to faculty, and from the CEO's to the athletic and academic support staff. Atlantic Sun student-athletes compete in outstanding facilities throughout the conference and in some of top markets in the Southeast. Eight A-Sun schools compete in the top 10 media markets within the conference's five-state footprint. With All-America selections, National All-Academic honorees, teams and individuals qualifying for and advancing in NCAA Championship play, Atlantic Sun student-athletes achieve at the highest levels of collegiate athletics.

ACADEMIC SUCCESS

Continuing a tradition of academic achievement, more than 57 percent of all student-athletes earned All-Academic status during the 2008-09 academic year. Fifteen student-athletes earned places on the 2008-09 CoSIDA/ESPN the Magazine Academic All-District Teams. Belmont led the impressive institutional totals in the race for the All-Academic Trophy for the seventh time in eight years with 66.5 percent of its the student-athletes achieving All-Academic status with grade point averages of a 3.00, or better.

Belmont senior Andy Wicke, Jacksonville senior Jeremy Gillan, Lipscomb junior Kellie Sirus and Campbell senior Karlie Love earned spots on CoSIDA/ESPN the Magazine Academic All-America teams. Lipscomb's men and women track and field teams and the women's cross country team ranked among the top 10 GPAs in NCAA Division I, in being recognized as All-Academic Scholar Teams from the U.S. Track and Field and Cross Country Coaches Association. The Belmont men's cross country team posted the fifth-highest GPA, according to the USTFCCCA.

Wicke, one of the Bruins' most celebrated student-athletes, shared the conference's male Scholar Athlete of the Year award and earned the conference's Postgraduate Scholarship. Mercer's Chereese Rowe earned the conference's second Postgraduate Scholarship. Wicke earned national acclaim as he became one of just two men's basketball players to receive an educational grant through the NCAA postgraduate scholarship program. For his dedicated academic success and community service, Wicke landed on the Lowe's All-Senior All-America Second Team and was one of 10 finalists for the Lowe's Senior Class Award.

ATHLETIC SUCCESS

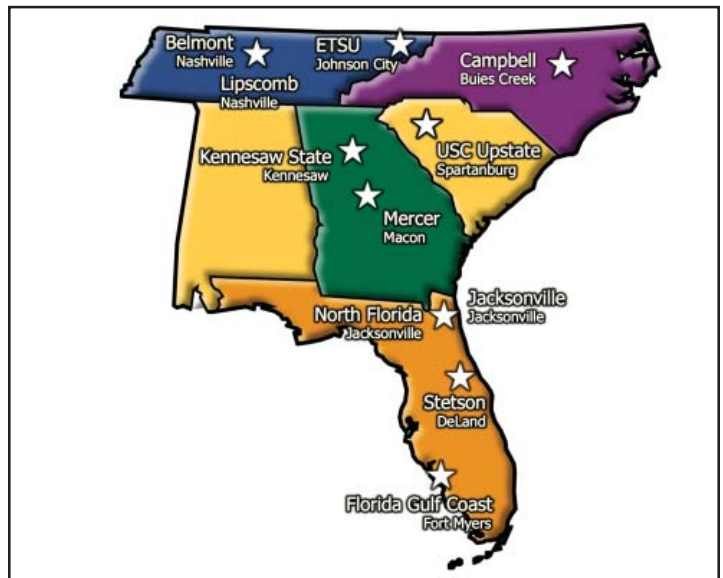
For the second straight season, the A-Sun made early headlines on the hardwood as Mercer, under new head coach Bob Hoffman, went on the road and defeated Alabama and Auburn within a four-day span, shooting the Bears up to the top spot in the RPI. At the General Shale Brick Atlantic Sun Championship, ETSU ended Belmont's three-year reign, winning its first A-Sun Tournament title and making the NCAA field for the eighth time. During the Championship, Courtney Pigram became just the second player in league history to reach the 2000-point plateau. Two players could reach that mark this season in Mercer's James Florence and Campbell's Jonathan Rodriguez. Florence and Campbell begin the season as the second- and third-highest active scorers in the nation.


During the baseball season, three A-Sun hurlers, Lipscomb's Rex Brothers and Kennesaw State's duo of Chad Jenkins and Kyle Heckathorn moved up the draft boards of Major League teams with every dominating performance. Brothers turned in one of the league's top single-season strikeout performances; Jenkins posted a 41-inning scoreless streak and Heckathorn capped his season with a dominating 15-strikeout performance against UNF, earning National Player of the Week honors. On draft night, Jenkins became just the seventh A-Sun player to be a first-round selection, going to the Blue Jays. In the supplemental phase of the first round, the Rockies picked Rex Brothers and the Brewers tabbed Heckathorn.

In softball, the conference turned in one of its finest seasons in history, especially during the non-conference season. Against out-of-conference opposition, A-Sun schools posted a .602 win percentage, the fifth-highest in the nation, trailing only the SEC, Pac-10, ACC and Big 12. Five schools finished with win percentages better than .600 and FGCU and Mercer reached the 40-win mark. The Eagles established a league record for win percentage at .839 in posting a 47-9 record. For the second-consecutive May, Campbell emerged victorious at the A-Sun Championship, led by the dominating performance of MVP Brittany Stanley. She pitched all 31 innings, recorded two shutouts and struck out 26 against only two walks.

One of the most dominating athletes in Atlantic Sun history closed out her career in Jacksonville's Natasha Harvey. She led the Dolphins team titles in both Indoor and Outdoor Track & Field for a fourth-straight year and won the inaugural MVP honors at both meets as well as the Most Outstanding Field Performer award. During her four years, she won a combined 18 individual events, five Most Outstanding Performer awards, both Most Outstanding Freshman performers in addition to the two MVP honors. Off the track, she won the A-Sun's Female Student-Athlete of the Year Award, was the A-Sun's nominee for the NCAA Woman of the Year Award and appeared on the U.S. Track & Field and Cross Country Coaches Association All-Academic team for a fourth-straight year.

The 2009-10 athletic year promises to be an exciting one for the Atlantic Sun as UNF and Kennesaw State earned full Division-I status and will be eligible for all postseason tournaments. FGCU's champion volleyball and baseball programs and USC Upstate's soccer and softball programs have also gained access to A-Sun and NCAA postseason play. For the first time in league history, Mercer and it's University Center will play host to the General Shale Brick Men's and Women's Basketball Championships. The Baseball Championship leaves Florida for the first time in 16 years for Nashville, Tenn. and Lipscomb's Dugan Field. FGCU landed its first championship, and will host volleyball in November. These new additions and venues make the upcoming year a hotly anticipated season for the Atlantic Sun.





Away Games

Sat, Nov 21	UNC Asheville	Asheville, N.C.
Thu, Dec 10	Western Carolina	Cullowhee, N.C.
Mon, Dec 14	UNC Wilmington	Wilmington, N.C.
Tue, Dec 22	Longwood	Farmville, Va.
Sat, Jan 02	USC Upstate *	Spartanburg, S.C.
Thu, Jan 07	Mercer *	Macon, Ga.
Sat, Jan 09	Kennesaw State *	Kennesaw, Ga.
Thu, Jan 21	Belmont *	Nashville, Tenn.
Sat, Jan 23	Lipscomb *	Nashville, Tenn.
Wed, Jan 27	East Tennessee State	Johnson City, Tenn.
Thu, Feb 04	Stetson *	DeLand, Fla.
Sat, Feb 06	Florida Gulf Coast	Fort Myers, Fla.
Thu, Feb 25	Jacksonville *	Jacksonville, Fla.
Sat, Feb 27	North Florida *	Jacksonville, Fla.

Home Games

Fri, Nov 13	St. Andrews	Buies Creek
Tue, Nov 17	East Carolina	Buies Creek
Mon, Nov 23	Virginia Tech	Buies Creek
Fri, Nov 27	North Florida *	Buies Creek
Mon, Dec 07	Southern Virginia	Buies Creek
Sat, Dec 19	Jacksonville *	Buies Creek
Wed, Dec 30	Appalachian State	Buies Creek
Thu, Jan 14	Florida Gulf Coast *	Buies Creek
Sat, Jan 16	Stetson *	Buies Creek
Sat, Jan 30	Belmont *	Buies Creek
Mon, Feb 01	Lipscomb *	Buies Creek
Fri, Feb 12	Mercer *	Buies Creek
Mon, Feb 15	Kennesaw state *	Buies Creek
Wed, Feb 17	USC Upstate *	Buies Creek
Fri, Feb 19	East Tennessee State *	Buies Creek

