

# CAMPBELL

2008 Baseball



  
[www.GoCamels.com](http://www.GoCamels.com)



# Camels in the Pros


Player	Organization	Player	Organization
Johnny Baldwin	New York Yankees	John Posey	Baltimore Orioles (1986, 2), Philadelphia Phillies
Derek Barrows	San Francisco Giants (2003, 39)	DON PRINCE	Chicago Cubs
Byron Batson	Milwaukee Brewers (2000, 42)	LaGrande Russell	Seattle Mariners (1990, 17), Chicago Cubs
Tommy Bayer	Houston Astros (2001, 17)	Cory Satterfield	St. Louis Cardinals (1988, 26)
Matt Buckley	Cincinnati Reds (1996, 25)	EARL STEPHENSON	Cleveland Indians, Milwaukee Brewers
Nic Carter	Milwaukee Brewers (2002, 4)	Joe Stephenson	Cleveland Indians (1984, 13)
John Cline	Baltimore Orioles (1974, 16)	Terry Strickland	Montreal Expos (1982, 13)
Darin Cloninger	San Diego Padres (1983, 11)	Brad Thorpe	Los Angeles Dodgers
Greg Cloninger	Atlanta Braves (1987, 39)	Marvin Townsend	Baltimore Orioles (1974, 1)
Bradley Coates	Atlanta Braves (2001, FA)	Tommy Townsend	Boston Red Sox
Kenneth Collins	Atlanta Braves (1995)	WOODY UPCHURCH	Philadelphia Athletics
Wayne Dale	Texas Rangers (1981, 16) *Cleveland Indians (1982, 24)	David Walters	Boston Red Sox (1986, 12), Baltimore Orioles
Reggie Davis	Arizona Diamondbacks (1996, 15)	Chris Warren	Boston Red Sox (1998, FA)
Edward Fisher	Atlanta Braves (1967, 20) *	Marty Warren	Chicago White Sox (1985, 8)
Daniel Hall	Arizona Diamondbacks (1998, 30)*, Milwaukee Brewers (2000, 15)	James White	Chicago White Sox
Andy High	Milwaukee Brewers (2001, FA)	Bill Wilkes	Cleveland Indians (1985, 17)
Randy Hood	Milwaukee Brewers (1990, FA), Chicago White Sox, California Angels		
Brian Hicks	Cincinnati Reds (1996, 24)		
Harold Ingle	San Francisco Giants (1971, 42)		
CALVIN KOONCE	New York Mets, Boston Red Sox, Chicago Cubs		
Willy Kingsbury	Boston Red Sox (1996, FA)		
RUBE MELTON	Philadelphia Phillies, Brooklyn Dodgers		
Aaron Miller	Minnesota Twins (1997, 46)		
Chris Mitta	Atlanta Braves		
GAYLORD PERRY	San Francisco Giants, Cleveland Indians, Texas Rangers, San Diego Padres, New York Yankees, Atlanta Braves, Seattle Mariners, Kansas City Royals		
JIM PERRY	Cleveland Indians, Minnesota Twins, Detroit Tigers, Oakland Athletics		
Bob Posey	Atlanta Braves (1984, 14)		

(Draft choices indicated by year and round selected)

\* Did not sign

ALL CAPS indicates player who reached major leagues

Itals indicates still playing



## TABLE OF CONTENTS



IFC ..... Camels in the Pros  
 1 ..... Table of Contents  
 2-3 ..... Season Outlook  
 4 ..... Roster and Geographical Breakdown  
 5-12 ..... Returning Player Bios  
 12-15 ..... Newcomer Bios  
 16 ..... Head Coach Greg Goff  
 17 ..... Assistant Coaches  
 18 ..... 2007 Results  
 19 ..... 2007 Statistics  
 20 ..... All-Time Coaching Results  
 21 ..... Single Game Records  
 22-25 ..... Single Season Individual Records  
 26 ..... Single Season Team Records  
 27-29 ..... Career Records  
 30 ..... Honors  
 31-32 ..... All-Time Roster  
 33-38 ..... Season-by-Season Results  
 39 ..... All-Time vs. Opponents  
 40-42 ..... 2008 Opponents  
 43 ..... Taylor Field / Willard B. Harris Training Facility  
 45 ..... Baseball Highlights  
 46 ..... Student-Athlete Support Staff  
 47 ..... Surrounding the Creek  
 48 ..... Atlantic Sun Conference  
 IBC ..... Campbell University at a Glance



AAA Travel is the official travel agency of Campbell Athletics



## ATHLETIC MEDIA SERVICES

Baseball Contact: ..... Quinn LeSage / lesage@campbell.edu  
 Phone: ..... (910) 814-4367  
 Associate A.D. / Media Services: ..... Stan Cole / cole@campbell.edu  
 Phone: ..... (910) 893-1331  
 Assistant Director for Media Services: ..... Joe Prisco / priscoj@campbell.edu  
 Phone: ..... (910) 893-1369  
 Media Services Assistant: ..... Jason Williams / jwilliams@campbell.edu  
 Phone: ..... (910) 814-4367  
 Director of Broadcasting: ..... Robert Harper / harperr@campbell.edu  
 Phone: ..... (910) 893-1822  
 Athletics Web Site: ..... www.gocamels.com  
 SID Fax: ..... (910) 893-1330

## CREDITS

Editor ..... Quinn LeSage  
 Editorial Assistance ..... Stan Cole, Joe Prisco, Jason Williams  
 Photography ..... Bennett Scarborough, Todd Scarborough  
 Todd Drexler, L.Scott Mann, Mike Cox and Wesley Jackson  
 Design ..... Bob von Bulow  
 Printing ..... Tennant Printing Co. of Deland, Fla.

## GENERAL INFORMATION

Location: ..... Buies Creek, N.C.  
 Founded: ..... 1887  
 Enrollment: ..... 6654 (all), 4364 (main)  
 Nickname: ..... Fighting Camels  
 Colors: ..... Orange & Black  
 Home Facility: ..... Taylor Field  
 Press Box Phone: ..... (910) 814-4781  
 Capacity/Surface: ..... 1,000 / Grass  
 Dimensions: ..... 337 LF, 368 LCF, 395 CF,  
 375 RCF, 328 RF  
 Affiliation: ..... NCAA Division I  
 Conference: ..... Atlantic Sun  
 President: ..... Dr. Jerry M. Wallace (East Carolina, '56)  
 Director of Athletics: ..... Stan Williamson (La. Tech, '85)  
 Athletic Department Phone: ..... (910) 893-1327

## TEAM HISTORY

First Year (Senior College): ..... 1963  
 Overall Record: ..... 825-1031-6  
 Most Wins ..... 33 (2001)  
 Most Losses ..... 45 (2007)  
 Last NCAA Appearance: ..... 1990

## COACHING STAFF

Head Coach: ..... Greg Goff (Delta State, '94)  
 Email: ..... goffg@campbell.edu  
 Office Phone: ..... (910) 893-1354  
 Record at Campbell: ..... first season  
 Assistant Coach: ..... Justin Haire (Henderson State, '07)  
 Email: ..... hairej@campbell.edu  
 Office Phone: ..... (910) 814-1338  
 Assistant Coach: ..... Aubrey Blackwell (Montevello, '04)  
 Email: ..... blackwella@campbell.edu  
 Office: ..... (910) 893-4335  
 Volunteer Coach: ..... John Caddell (USC Upstate, '07)  
 Cell Phone: ..... (919) 418-3459

## 2007 TEAM INFORMATION

2007 Overall Record (national finish): ..... 11-45 (not ranked)  
 Home Record: ..... 6-23  
 Road Record: ..... 5-22  
 2006 A-Sun Record: ..... 5-22 (tenth)  
 Postseason: ..... None  
 Starters Returning/Lost: ..... 2/2 Pitchers, 6/3 Position  
 Lettermen Returning/Lost: ..... 16/11

# 2008 SEASON OUTLOOK

Although the 2008 Fighting Camels faces might look slightly similar, their brand of baseball will look extremely different. The 2007 cast finished with an 11-45 overall record and a 5-22 mark in the Atlantic Sun Conference, failing to reach the post season. With several fresh faces in key positions Campbell looks to turn the tide and compete for an A-Sun championship. Aggressiveness and discipline are characteristics of first-year head coach Greg Goff's squad.

## Catchers

The backstops featured in the 2008 edition of Fighting Camel baseball are possibly one of Campbell's strongest positions on the field this year. The Camels possess two quality leaders and physically skilled catchers in Bryan Braswell and Stephen Parsons, who will both be counted on to do the bulk of the work behind the plate this season. Andrew Caron – a rising sophomore from Waynesboro, Pa. – will also be vying for time as a catcher and can be used in several different ways.

Braswell provides experience having already tucked a freshman season of significant playing time under his belt. The rising sophomore from Rocky Mount, N.C. tallied 27 starts in his rookie campaign – the most starts behind the dish of anyone in 2007. Although he struggled at the plate batting .250 in the A-Sun, Braswell is a hard-nosed player that boasts a .983 fielding percentage and can be counted on to neutralize opposing teams running games. Braswell could also see time on the mound after logging innings in the Coastal Plains League last summer.

A native of Chesapeake, Va., Parsons is a vital edition to this year's squad. A junior college transfer (Louisburg) that also spent time at the Virginia Military Institute, Parsons proved his ability to handle the Camels' pitching staff in the fall. Parsons batted .308 with 19 RBI in one homerun in 46 games for the Hurricanes. His blue-collar style of play is a much needed addition to the 2008 Fighting Camels.

Caron should also challenge for time behind the plate. Although he saw limited action as a freshman his offensive production in the fall was a good indication that his future in a Camel uniform is bright. Caron totaled 11 at-bats in ten appearances last season. The sophomore could also see time at first base or as a designated hitter.

## Infield

CU took a big hit in the infield after the conclusion of the 2007 season. With the absence of Jacob Allen, Daniel Smith, Rob Lyerly and Rob Meng the Camels return only one of its everyday infielders in Zach Johnson. Fresh faces scattering the infield could possibly be the answer as 77 errors was the result of last years' infield.

Johnson will be called upon to anchor Campbell's infield at the shortstop position. The sophomore from Smithfield, N.C. will slide over from second base where he started 37 games a season ago. In his freshman campaign Johnson batted .217 with seven doubles and nine RBI and proved to be able to come up with "big time" hits after stroking game-winning RBI against No. 2 North Carolina and East Carolina. Johnson brings an uplifting intensity to the squad and is a leader both on and off the field.

Complimenting Johnson up the middle will be John Watlington, Matt Gardner and Ellis Lowe. After a stint at UNC Asheville, Watlington saw limited action last season but after a summer and fall of hard work and improvement he could be a highlight amongst the Camels this season. Watlington played in 16 games in 2007 and batted .222 and had three straight two-hit games dating from April 27 to May 4.

Both Gardner and Lowe provide depth to Campbell's middle infield. A redshirt sopho-

more from Huntersville, N.C., Gardner is no stranger to Campbell baseball having spent three seasons wearing the orange and black. Gardner has been used in the past as a pinch-runner and defensive specialist.

Lowe comes to Campbell after completing a decorated high school career at San Marcos High School in San Diego, Ca. The 6-foot-1 freshman batted .357 with 20 RBI and one homerun in his senior season and carries a promising upside. Not only will Lowe challenge for time up the middle but he could also see action at third base.

Campbell will enjoy a seemingly interchangeable corner infield, boasting some of its most talented athletes in Ryan Hamme, Brian Gana and Blake Lowry. Hamme – undoubtedly CU's most versatile player – has proven to not only be an extremely solid bat in the lineup, but just as important on defense seeing time at every position on the field except shortstop and centerfield in his previous two seasons. The junior from Wilmington, N.C. was a second team Atlantic Sun All Conference selection and was voted to the first team A-Sun All Freshman squad. Hamme has also shown power potential belting four homeruns last season and two in his freshman campaign. Hamme's competitive fire coupled with his physical talent will be key in the success CU in 2008.

Gana, a switch hitter from Richland, Wash., will also be called on for production at both third and first base. Gana will be making a significant change at the plate after competing for Bellevue Community College in the Northwest Athletic Association of Community Colleges, which is one of just two college conferences in the nation that uses wood bats. Although he has struggled defensively at times, Gana has the ability to make an immediate impact in the middle of Campbell's lineup.

Lowry will be contending for time at first base and probably has one of Campbell's most purely powerful swings. Although Lowry batted .189 in 37 at-bats last season, he showed his long ball capabilities in high school belting 26 homeruns in his four-year career at Garner Magnet HS. The sophomore from Garner, N.C. could also be a mainstay at the designated hitter spot if he hits with consistency.

## Outfield

The Camels' outfield is undoubtedly the most experienced group of any on this years' squad, returning all three main starters from last year. Returnees Brandon Scott, Carlton Floyd and Mike Causey account for 227 career starts




Zach Johnson



Ryan Hamme

including 162 last season. Freshmen Graham Fronk and Colin Parker provide depth to an already highly talented outfield.

Scott – a 2008 A-Sun Pre-season All Conference selection – returns as Campbell's only four year senior. The 6-foot-2 195 pound native of Robersonville, N.C. will anchor the outfield in center, but will play an integral role on the Camels' pitching staff leaving room for other outfielders to siphon through the position. Scott's .297 batting average ranked third-best on the team to go along with a team-best 32 RBI. Scott's aggressive playing style also poses a threat on the base paths having stolen 45 bases in his career.



Floyd enters his junior year after a breakout sophomore season and looks to be the front runner in left field. The left-hander from Riegelwood, N.C. led the team in hits (78), doubles (13) and total bases (101) last season and batted leadoff in all 56 games. Floyd contains true gap-to-gap power and is one of Campbell's most consistent contact hitters.

Causey will most likely be a mainstay in right field after a season in which he started 51 games. The senior from Wilmington, N.C. hit .263 with six doubles a triple and 17 RBI and tallied nine multi-hit ballgames last season. Causey's aggressiveness fits in well with Coach Goff's hard-nosed style of play swiping nine bases in 18 attempts last season. Causey's relentless work ethic has provided the necessary base for what could be a solid season.

Fronk gives Campbell's outfield a jolt of youth as two seniors and a junior grace its presence. A native of Charlotte, N.C., Fronk's natural instincts and sheer speed has propelled him to possibly be Campbell's best defensive outfielder. As Scott and Floyd see significant time on the mound, Fronk will get the nod in either center or left, and if he shows consistent production at the plate could possibly be an everyday player for the Camels in 2008.

Parker, Bub White and Ben Long will also have the opportunity to prove themselves in the outfield. Both Parker and Long swing the bat left-handed, which could be a significant situational tool for Campbell.

## Pitchers

To compliment the NCAA scheduling change Campbell features eight returning pitchers and ten newcomers to this year's staff. CU will have plenty of opportunities to consume innings after the graduation of Blake Herring, Quinn LeSage and Chris England. The three right-handers combined to pitch 209 innings, which accounts for nearly 45 percent of the total innings pitched last season. Head coach Greg Goff will most likely use several different combinations of pitchers early in the season to get a handle on which individual best fills each role.

Justin Lilly returns after compiling 80 innings; the second most innings pitched on the team last season. The 6-foot-4, 220 pound senior has the proven ability to consistently throw three quality pitches for strikes. Lilly also ranked second-best on the team

in strikeouts (54) and made the third-most starts (11). A native of Raleigh, N.C., Lilly's competitive fire complimented by his solid skills on the mound will be vital to the Camels success.

Brandon Scott should also be a mainstay on the mound this season after posting a 4.50 ERA in 64 innings pitched last year. The two-way player made eight starts and showed potential to be a dominant pitcher in the A-Sun. Scott has seen time as both a starter and closer, which could benefit the Camels down the stretch.

Ryan Hamme, Carlton Floyd, Matt Martinez, Trevor Smith, Hunter Ford, Jared Lehman and Austin Harris also return after previous campaigns as a CU hurler. Martinez, Floyd and Ford give the Camels left-handed looks, while Hamme, Smith, Lehman and Harris all return as experienced right-handers. Hamme could possibly emerge as Campbell's closer having proved he can throw strikes in late game situations.

Martinez, one of four seniors on this year's roster, led the team in appearances with 23 and compiled 25.2 innings last season. The Peoria, Ariz. native was one of just three players to record a save last year. His three quarter delivery gives hitters an unfamiliar left-handed look and can be extremely effective in short relief situations.

Smith will also compete for significant innings after being thrown into several difficult mid-week games in 2007. The junior from Lillington, N.C. posted the fifth-most innings pitched (40.2) and earned victories over both East Carolina and Holy Cross. Smith has seen time both out of the pen and as a starter, making him a versatile pitcher to turn to in different occasions.

Three transfers and seven freshmen round out CU's arms for 2008. Josh Fish, Cody Raisch and Daniel Gardo makeup Campbell's transfers, while Colin Parker, Sean Raisch, Wes Edwards, Jeff Hoffman, Richard Gaito, Ethan Meiggs and Ben Long are all freshmen hurlers.

Both Fish and Cody Raisch are junior college transfers, while Gardo transferred from the University of Pittsburgh after the fall semester. Fish owns Wenatchee Valley College's most consecutive scoreless innings record (26), while Raisch compiled 3-0 record in over 20 innings for Indian Hills CC. Gardo was a redshirt for the Panthers a season ago.

Several freshmen will get the chance to earn roles in the Camels' pitching staff early in season. Throughout a quality fall and even better spring start, Edwards looks to be one of the top freshmen of 2008. Hailing from Rochester, N.Y, Edwards led McQuaid Jesuit High School to a 16-5 record his junior season and was tabbed as the teams MVP in his sophomore campaign. Edwards is a 6-foot-4, 205 pound right-handed pitcher with athleticism.



# 2008 ROSTER

No.	Name	Pos.	B/T	Ht.	Wt.	Cl.	Hometown/Previous School
1	Brandon Scott	OF/RHP	R/R	6-2	195	Sr.	Robersonville, N.C./North Pitt
2	Colin Parker	LHP/OF	L/L	5-8	160	Fr.	Princeton, N.C./Princeton HS
3	Mike Causey	OF	R/R	6-2	225	Sr.	Wilmington, N.C./Lenoir CC
4	Zach Johnson	INF	R/R	6-2	190	So.	Smithfield, N.C./Smithfield-Selma HS
5	Sean Raisch	IF/RHP	R/R	5-11	170	Fr.	Des Moines, Iowa/Urbandale HS
6	Matt Martinez	LHP	L/L	5-10	170	Sr.	Peoria, Ariz./Phoenix College
7	Graham Fronk	OF	R/R	6-0	177	Fr.	Charlotte, N.C./Charlotte Christian
8	Ellis Lowe	INF	R/R	6-1	175	Fr.	San Diego, Ca./San Marcos HS
9	Stephen Parsons	C	R/R	5-11	195	Jr.	Chesapeake, Va./Louisburg College
10	Hunter Ford	LHP	L/L	5-10	170	So.	Wilmington, N.C./Ashley HS
11	Bryan Braswell	C/RHP	R/R	6-1	205	So.	Rocky Mount, N.C./Northern Nash HS
13	Wesley Edwards	RHP	R/R	6-4	205	Fr.	Rochester, N.Y./McQuaid Jesuit HS
14	Ryan Hamme	UTL	L/R	6-4	210	Jr.	Wilmington, N.C./Ashley HS
15	Justin Lilly	RHP	R/R	6-4	220	Sr.	Raleigh, N.C./Louisburg College
16	Matt Gardner	INF	R/R	5-11	160	RSo.	Huntersville, N.C./Hopewell HS
17	Bub White	OF	R/R	5-8	165	Fr.	Hampstead, N.C./Topsail HS
18	Jeff Hoffman	RHP	R/R	5-11	180	Fr.	Ramsey, N.J./Don Bosco Prep
19	Brian Gana	INF	S/R	6-2	180	Jr.	Richland, Wa./Bellevue CC
20	Andrew Caron	C	R/R	6-1	215	So.	Waynesboro, Pa./Waynesboro Area Senior
21	Blake Lowry	INF	R/R	6-4	235	So.	Garner, N.C./Garner HS
22	Daniel Gardo	LHP	L/L	6-3	205	RFr.	West Chester, Pa./Pittsburgh
23	Josh Fish	RHP	R/R	6-3	200	Jr.	Bellingham, Wa./Wenatchee Valley College
24	Carlton Floyd	OF/LHP	L/L	5-11	185	Jr.	Riegelwood, N.C./Waccamaw Academy
25	John Watlington	INF	R/R	5-11	180	So.	Yanceyville, N.C./UNC Asheville
26	Richard Gaito	RHP	R/R	6-3	200	Fr.	Cliffside Park, N.J./Cliffside Park HS
27	Ethan Meiggs	RHP	R/R	6-3	220	Fr.	Camden, N.C./Camden County HS
28	Ben Long	RHP/OF	L/R	6-1	160	Fr.	Wilmington, N.C./Ashley HS
30	Trevor Smith	RHP	R/R	6-2	185	Jr.	Lillington, N.C./Lenoir CC
33	Austin Harris	RHP	R/R	6-1	205	RSo.	Troy, N.C./West Montgomery HS
37	Jared Lehman	RHP	R/R	6-4	210	Jr.	Pine Grove, Pa./Pine Grove Area HS
40	Cody Raisch	RHP	R/R	6-4	250	So.	Centerville, Iowa/Indian Hills CC
	Corey Blackwell	RHP	R/R	6-2	195	Jr.	Whiteville, N.C./Louisburg College
	Travis Botts	IF/RHP	R/R	6-1	185	Jr.	Chesnee, S.C./Spartanburg Methodist
	Matt Keen	OF	R/R	5-11	184	Jr.	Four Oaks, N.C./Florence-Darlington Tech
	Brandon Roberts	RHP	R/R	5-10	150	Fr.	Four Oakes, N.C./South Johnston

**Head Coach:** Greg Goff (Delta State '94)

**Assistant Coach:** Justin Haire (Henderson State '07)    **Assistant Coach:** Aubrey Blackwell (Montevallo '04)    **Volunteer Assistant Coach:** John Caddell (USC Upstate '07)

## 2008 CAMELS STATE-BY-STATE

### North Carolina [21]

Corey Blackwell ..... RHP  
 Bryan Braswell ..... C/RHP  
 Mike Causey ..... OF  
 Carlton Floyd ..... OF/LHP  
 Hunter Ford ..... LHP  
 Graham Fronk ..... OF  
 Matt Gardner ..... INF  
 Ryan Hamme ..... UTL  
 Austin Harris ..... RHP  
 Zach Johnson ..... INF  
 Matt Keen ..... OF  
 Justin Lilly ..... RHP

Ben Long ..... RHP/OF  
 Blake Lowry ..... INF  
 Ethan Meiggs ..... RHP  
 Colin Parker ..... LHP/OF  
 Brandon Roberts ..... RHP  
 Brandon Scott ..... OF/RHP  
 Trevor Smith ..... RHP  
 John Watlington ..... INF  
 Bub White ..... OF

### Arizona [1]

Matt Martinez ..... LHP

### South Carolina [1]

Travis Botts ..... INF/RHP

### New Jersey [2]

Richard Gaito ..... RHP  
 Jeff Hoffman ..... RHP

### Pennsylvania [3]

Andrew Caron ..... C  
 Daniel Gardo ..... LHP  
 Jared Lehman ..... RHP

### New York [1]

Wesley Edwards ..... RHP

### Washington [2]

Josh Fish ..... RHP  
 Brian Gana ..... INF  
**Virginia [1]**  
 Stephen Parsons ..... C

### Iowa [2]

Cody Raisch ..... RHP  
 Sean Raisch ..... IF/RHP

### California [1]

Ellis Lowe ..... INF



## Mike CAUSEY

# 3

**Senior • 6-2 • 225 • OF • R/R**  
**Wilmington, N.C. • Lenoir CC**

**2007:** Started 51 games for the Camels, all in right field... Hit .263 with six doubles, a triple and 17 RBI... Had multiple hits on nine different occasions, including three three-hit games... Went 3-4 with a triple and two RBI against Belmont on March 24... Stole three bases and batted a perfect 3-3 on March 6, against Holy Cross...

**Lenoir CC:** Named to 2006 All-Region X first team... 2006 Lenoir team led the country (NJCAA II) in hitting (.426) and was ranked first in the NJCAA II poll for two weeks... Played two seasons for Lenoir, batting .361 with 53 RBI and seven home runs his sophomore year.

**Prep (Laney HS):** A 2004 graduate of Laney High School in Wilmington, N.C. ... Was a four-time letter winner in baseball for the Laney Bucs... The 2003 Laney Athlete of the Year... A three time all-conference and State Games selection in baseball... Won Laney's "Mr. Hustle" award his sophomore and junior seasons... Was only the third freshman in 12 years to start at Laney... also played varsity football and wrestling... Was an all-conference selection in football in 2002 and 2003... Was the 189 lbs. conference, regional and state wrestling champion his senior year.

**Personal:** Michael Bruce Causey Jr. is the son of Michael Sr. and Joyce Causey... Has one older sister... Born June 14, 1985 in Wilmington, N.C. ... A sports management major.



## Justin LILLY

# 15

**Senior • 6-4 • 220 • RHP • R/R**  
**Raleigh, N.C. • Louisburg College**

**2007:** Was second on the team in total innings pitched (80.0)... Posted a 0-6 mark with a 6.19 ERA in 20 appearances... Ranked second among the team in strikeouts (54)... Tallied a season high seven strikeouts in eight innings pitched against Mercer on March 16... Recorded 6 strikeouts on April 13 against Stetson and added five five-strikeout games over the course of the season... Completed a season high 8 1/3 innings on April 21 in a 3-2 loss to Lipscomb... Ranked third-best on the team in games started (11).

**Louisburg:** Played two years for the Hurricanes... Posted a 3-2 mark with a 3.57 ERA in 12 appearances for the Hurricanes in his sophomore season... Struck out 19 in 17.2 innings... Spent a majority of his freshman year on the junior varsity squad.

**Prep (Athens Drive HS):** A 2004 graduate of Athens Drive High School in Raleigh, N.C. ... Was a two-time letter winner for the Athens Drive Jaguars... Was an all-conference selection his senior year... Was named to the Bobby Murray All-Tournament team... An Academic all-conference selection his senior year... Went 9-3 with a 2.34 ERA as a senior... Batted .345 with six home runs his senior season.

**Personal:** Justin Adam Lilly is the son of Hal and Sharon Lilly... Has one younger sister... Born August 20, 1986 in Fort Lauderdale, Fla. ... A business administration major.



Mike Causey's Career Stats												
Year	G	AB	R	H	2B	3B	HR	RBI	BB	SO	SB	AVG
2007	51	175	21	46	6	1	0	17	19	52	9	.263
<b>TtIs</b>	<b>51</b>	<b>175</b>	<b>21</b>	<b>46</b>	<b>6</b>	<b>1</b>	<b>0</b>	<b>17</b>	<b>19</b>	<b>52</b>	<b>9</b>	<b>.263</b>

Justin Lilly's Career Stats												
Year	ERA	W-L	APP/GS	SHO	SV	CG	IP	H	R	ER	BB	SO
2007	6.19	0-6	20/11	0	0	1	80.0	114	70	55	16	54
<b>TtIs</b>	<b>6.19</b>	<b>0-6</b>	<b>20/11</b>	<b>0</b>	<b>0</b>	<b>1</b>	<b>80.0</b>	<b>114</b>	<b>70</b>	<b>55</b>	<b>16</b>	<b>54</b>



## Matt MARTINEZ

# 6

Senior • 5-10 • 170 • LHP • L/L  
Peoria, Ariz. • Phoenix College ...

**2007:** Led the team in total appearances (23) mostly out of the bullpen... Recorded a 6.66 ERA over 25 2/3 innings pitched... Made nine different appearances where runs were not allowed... Gave up zero earned runs in four straight appearances in four straight games from Feb. 17-23... Allowed just two earned runs over four appearances from March 17-27... Did not give up a run his final eight appearances of the season... Struck out two batters in his longest outing and only start of the season completing four innings against Marshall on March 10... Threw a shutout inning of relief in a 7-5 triumph over #2 North Carolina.

**Phoenix College:** Made nine appearances his sophomore year, six as a starter, compiling a 2-3 record for the Bears... Put up a 5.77 ERA, striking out 20 hitters over 39 innings of work... Led the team in innings (87.2), appearances (18) and games started (14) his freshman year... Struck out 48 on his way to a 2-7 record and a 4.00 ERA.

**Prep (Cactus HS):** A 2004 graduate of Cactus High School in Glendale, Ariz. ... Was a four-time letter winner for the Cactus High Cobras... Finished his career with a 15-2 record and a 3.05 ERA, compiling 97 strikeouts over 109 innings of work.

**Personal:** Matthew Martinez is the son of Henry and Karen Martinez... Has a younger sister and an older sister... Born September 5, 1985 in Phoenix, Ariz. ... A business administration major.



## Brandon SCOTT

# 1

Senior • 6-2 • 195 • OF/RHP • R/R  
Robersonville, N.C. • North Pitt HS

**2007:** Had a solid junior campaign both at the plate and on the mound... Hit .297 with nine doubles, four triples and two homeruns... Went 1-5 with a 4.50 ERA in 64 innings of work on the mound... Ranked third in the A-Sun in triples (4) and eighth in stolen bases (19)... Had multiple hit games in 18 contests, including a four-hit game against Jacksonville April 7... Collected three hits in six different games... Had a season high five RBI on May 11, against North Florida... Finished as the team leader in triples (4), RBI (32) and stolen bases (19)... Hurlled two shut-out innings of relief in a 2-0 victory over ECU... Earned his single victory in a complete game, three-hit, six strikeout effort over Kennesaw State May 17... Went 3-4 at the plate with two doubles April 27, against Gardner-Webb.

**2006:** Was a second team All-Atlantic Sun selection as an outfielder... Was the Taylor Award winner, given to the outstanding returning player that exhibits leadership, hard work, desire and team spirit, for the 2006 season... A member of the A-Sun All-Academic team... Led the A-Sun in triples (7)... Was eighth in the A-Sun in batting (.364), eighth in hits (84) and second in stolen bases (25)... had 29 multi-hit games, including 2 four hit games and 8 three hit games... Finished as the team leader in triples and stolen bases... Made nine relief appearances on the mound, going 0-1 and striking out nine batters in 9.2 innings of work... One of two Camel hurlers to not allow a home run... Was named team MVP and National Team all-star for the Wilson Tobs of the Coastal Plain League over the summer... Batted .305 with 35 RBI and 18 stolen bases for the Tobs... Made four appearances for the Tobs, striking out eight in six innings of work.

**2005:** Saw most of his action on the mound, appearing in 12 games... Posted a 4.63 ERA in 11.2 innings... Worked the final 1.1 innings of CU's 6-5 win over Belmont (5/20) to notch first career save... Did not allow a run over a career-high 2.2 innings in Campbell's 7-6 win against N.C. A&T (3/15)... Saw time in 11 games as a position player... Scored first career run in an 11-5 win over High Point (3/5)... Made first career start and picked up first career hit in a 3-2 loss at N.C. A&T (3/29)... Made only other start against Belmont (5/20).

**Prep (North Pitt HS):** A 2004 graduate of North Pitt HS in Bethel, N.C. ... Earned four letters in baseball for the Panthers... Member of the All-State team as a senior... Named Team MVP for both junior and senior seasons... All-Area selection as both junior and senior... All-Area Honorable Mention as a sophomore... Coach's Award Recipient as a sophomore... Hit .531 with 4 HR, 16 RBI, 45 R and 16 SB as a senior... Also lettered in cross country in high school.

**Personal:** Joseph Brandon Scott is the son of Joe and Helen Scott... Has one older brother... Born Aug. 8, 1986 in Greenville, N.C. ... A physical education major.

### Matt Martinez's Career Stats

Year	ERA	W-L	APP/GS	SHO	SV	CG	IP	H	R	ER	BB	SO
2007	6.66	0-1	23/1	0	1	0	25.2	35	21	19	7	9
<b>Ttls</b>	<b>6.66</b>	<b>0-1</b>	<b>23/1</b>	<b>0</b>	<b>1</b>	<b>0</b>	<b>25.19</b>	<b>35</b>	<b>21</b>	<b>19</b>	<b>7</b>	<b>9</b>

### Brandon Scott's Career Stats

Year	G	AB	R	H	2B	3B	HR	RBI	BB	SO	SB	AVG
2005	11	11	4	1	1	0	0	0	0	3	1	.091
2006	53	231	46	84	10	7	4	26	8	33	25	.364
2007	55	209	33	62	9	4	2	32	5	19	19	.297
<b>Ttls</b>	<b>119</b>	<b>451</b>	<b>83</b>	<b>147</b>	<b>20</b>	<b>11</b>	<b>6</b>	<b>58</b>	<b>13</b>	<b>55</b>	<b>45</b>	<b>.326</b>

Year	ERA	W-L	APP/GS	SHO	SV	CG	IP	H	R	ER	BB	SO
2005	4.63	0-0	12/0	0	1	0	11.2	15	10	6	12	9
2006	4.66	0-1	9/0	0	0	0	9.2	13	12	5	15	9
2007	4.50	1-5	18/8	0	0	1	64.0	66	41	32	31	49
<b>Ttls</b>	<b>4.60</b>	<b>1-6</b>	<b>39/8</b>	<b>0</b>	<b>1</b>	<b>1</b>	<b>85.1</b>	<b>94</b>	<b>63</b>	<b>43</b>	<b>58</b>	<b>67</b>



## Carlton FLOYD 24

*Jr • 5-11 • 185 • OF/LHP • L/L  
Riegelwood, N.C. • Waccamaw Academy*

**2007:** Had a solid sophomore campaign as he anchored the Campbell outfield... Started all 56 games and batted .339 with 27 RBI... Ranked sixth in the A-Sun in total hits and fourth in sacrifice flies (5)... Finished as the team leader in hits (78), doubles (13) and total bases (101)... Had 22 multiple hit games, including two four-hit games and eight three-hit efforts... Added two triples and a pair of homeruns while leading the team in slugging percentage (.439)... Hit a homerun and collected three RBI May 4, against N.C. State... Collected two RBI as a result of three doubles Mar. 5, in a win over Holy Cross... Made seven appearances on the mound and tallied 7.1 innings of work... Hurlled a shutout inning against ECU in a 2-0 victory.

**2006:** Saw nearly all of his action on the mound... Made 17 relief appearances, going 1-3 with a 6.23 ERA over 21.2 innings of work... First career win came at Texas Tech by pitching 2.1 innings of scoreless relief (3/2)... Only at bats of the season came at home against Coastal Carolina (4/11).  
**Prep (Waccamaw Academy):** A 2005 graduate of Waccamaw Academy in Whiteville, N.C... Was a four-year letter winner for the Warriors... Selected team MVP as a senior after batting .443, with 39 RBI and 8 homeruns... On the hill he finished the season with a 1.37 ERA, 82 strikeouts and seven saves... Led the team in batting and was selected team MVP as a junior... Was a two-time captain of the basketball team and played one season on the varsity soccer team... Was the vice-president of the school for two years.

**Personal:** Rodney Carlton Floyd is the son of Robin and Rodney Dale Floyd... Has an older sister, Ashley... Born May 5, 1987 in New Hanover, N.C... A pre-pharmacy major.



## Ryan HAMME 14

*Jr • 6-4 • 210 • 1B/RHP • L/R  
Wilmington, N.C. • Ashley HS*

**2007:** Shared the team's lead in homeruns (4), while batting .294 in 52 games... Collected 10 doubles (team's third best) and 27 RBI (team's second best)... Saw action at every position except shortstop and centerfield... Had 17 multiple hit games, including a four hit game and four three-hit games... Went 3-5 with two RBI and two doubles May 30, against ETSU... Hurlled 23 innings in 13 appearances, including a shutout inning and save in a 2-0 win over ECU... Compiled a 3-2 win-loss record with one save, including a victory over #2 UNC, April 27.

**2006:** Earned a second team All A-Sun selection as a second baseman... Named to A-Sun All-Freshman team... Had most hits (58) by a Camel freshman since 1998... Had 10 game hitting streak from April 1-15, batting .394 (13-33)... Earned first career hit and save at North Carolina A&T (2/24)... Hit first career home run against Appalachian State in Winston-Salem (2/28)... Finished the season batting .312 with two home runs and 31 RBI... Made 11 appearances on the mound, finishing 0-2 with a 4.91 ERA in 14.2 innings of work... His five saves tied him for seventh on the single season saves list... Played for the Wilmington Sharks of the Coastal Plain League over the summer... Played in 24 games for the Sharks, batting .209 with nine RBI and five stolen bases.

**Prep (Ashley HS):** A 2005 graduate of Eugene Ashley High School in Wilmington, N.C... A three-time letter winner for the Screaming Eagles... Named the Eugene Ashley Male Athlete of the Year his senior year... A three-time all-conference selection... Selected the conference player of the year as a senior, in addition to earning team MVP and all-state honors... Earned team MVP honors his junior season... Led the team in batting his junior and senior seasons... Was also an all-conference football player and named team MVP as a senior.

**Personal:** Michael Ryan Hamme is the son of Billy Hamme and Karla Bordeaux... Has an older sister, Amanda Lewis and an older brother T.J. Hamme... Born March 13, 1987 in Wilmington, N.C... Has not yet declared a major.

### Carlton Floyd's Career Stats

Year	G	AB	R	H	2B	3B	HR	RBI	BB	SO	SB	AVG
2006	1	2	0	0	0	0	0	0	1	0	0	.000
2007	56	230	30	78	13	2	2	27	18	31	7	.339
<b>TtIs</b>	<b>57</b>	<b>232</b>	<b>30</b>	<b>78</b>	<b>13</b>	<b>2</b>	<b>2</b>	<b>27</b>	<b>19</b>	<b>31</b>	<b>7</b>	<b>.336</b>
Year	ERA	W-L	APP/GS	SHO	SV	CG	IP	H	R	ER	BB	SO
2006	6.23	1-3	17/0	0	0	0	21.2	27	17	15	22	11
2007	9.82	0-0	7/0	0	0	0	7.1	12	8	8	11	3
<b>TtIs</b>	<b>8.03</b>	<b>1-3</b>	<b>24/0</b>	<b>0</b>	<b>0</b>	<b>0</b>	<b>29</b>	<b>39</b>	<b>25</b>	<b>23</b>	<b>33</b>	<b>14</b>

### Ryan Hamme's Career Stats

Year	G	AB	R	H	2B	3B	HR	RBI	BB	SO	SB	AVG
2006	51	186	19	58	8	3	2	31	7	25	4	.312
2007	52	201	29	59	10	1	4	27	14	16	10	.294
<b>TtIs</b>	<b>103</b>	<b>387</b>	<b>48</b>	<b>117</b>	<b>18</b>	<b>4</b>	<b>6</b>	<b>58</b>	<b>28</b>	<b>41</b>	<b>14</b>	<b>.302</b>
Year	ERA	W-L	APP/GS	SHO	SV	CG	IP	H	R	ER	BB	SO
2006	4.91	0-2	11/0	0	5	0	14.2	13	8	8	7	11
2007	6.26	3-2	13/0	0	1	0	23.0	38	16	16	8	21
<b>TtIs</b>	<b>5.59</b>	<b>3-4</b>	<b>24/0</b>	<b>0</b>	<b>6</b>	<b>0</b>	<b>37.2</b>	<b>51</b>	<b>24</b>	<b>24</b>	<b>15</b>	<b>32</b>

# MEET THE CAMELS



## Jared LEHMAN 37


**Junior • 6-4 • 210 • RHP • R/R**  
**Pine Grove, Pa. • Pine Grove Area HS**

**2007:** Totaled 11 innings in 14 relief appearances for the Fighting Camels... Struck out three batters in an inning of work Feb. 24, against Charlotte... Made longest outing of the year as he struck out three batters in two innings against Columbia, Mar. 12.

**2006:** Made seven appearances for the Camels, pitching 8.2 innings and starting two games... Made first career appearance at Coastal Carolina in season opener... Made first career start against LaSalle (3/06)... Made his only other start of the season against UNC Wilmington (4/18)... Made longest outing of the year (2.0 innings) at UNC Wilmington on (4/4)... Season was cut short in late April due to appendicitis... Pitched for the Kutztown Rockies of the Atlantic Collegiate Baseball League over the summer.

**Prep (Pine Grove HS):** A 2005 graduate of Pine Grove Area High School in Pine Grove, Pa. ... Named to the pre and post-season Louisville Slugger All-American team his senior season... Was an all-area, all-conference and all-state first team honoree his senior season... He was named area pitcher of the year as a junior and earned all-state second team honors for a second consecutive season... Won four league championships in his four years on the Cardinals varsity squad... Was a member of the National Honor Society, received the SCIASAA Scholar Athlete Award and finished in the top-10 in GPA for his high school... Posted a 6-2 record as senior, with a 1.27 ERA and 96 strikeouts... Batted .391, with 21 RBIs, while swiping 10 bases... Finished his career 22-2 with a 1.12 ERA, 266 strikeouts in just over 162 innings of work... Holds the school record for lowest single season ERA (0.27)... He was also an all-area standout on the basketball team finishing his career with over 1,000 points.

**Personal:** Jared Eugene Lehman is the son of Keith and Denise Lehman... His father played baseball for Penn State... He has a younger brother, Jordan... Born Nov. 20, 1985 in Lebanon, Pa. ... An elementary education major.



## Trevor SMITH 30

**Junior • 6-2 • 185 • RHP • R/R**  
**Lillington, N.C. • Lenoir CC**

**2007:** Made 19 appearances and recorded a 6.64 earned run average over 40 2/3 innings of work... Earned a victory over East Carolina after throwing two shutout innings on Feb. 21... Threw 1 2/3 innings of relief and picked up a save against Lipscomb on April 21... Went a career high five innings against North Carolina A&T on April 4, striking out two batters... Did not give up a run in first four appearances.

**Lenoir:** Played one year for the Lancers... posted a 9-1 record with a team best 75 strikeouts.

**Prep (Harnett Central HS):** A 2005 graduate of Harnett Central High School in Angier, N.C. ... Was a four-time letter winner for the Harnett Central Trojans... Was a four-time Big Eight all-conference selection... Set school record for most wins in a season with 10... Voted team's best defensive player his sophomore and senior seasons... Compiled a 22-5 career record for the Trojans.

**Personal:** Trevor Swain Smith is the son of Jeff and Mary Margaret Smith... Has one younger brother... Born April 25, 1987 in Sanford, N.C. ... A business major.



### Jared Lehman's Career Stats

Year	ERA	W-L	APP/GS	SHO	SV	CG	IP	H	R	ER	BB	SO
2006	10.38	0-0	7/2	0	0	0	8.2	13	11	10	5	3
2007	13.91	0-0	14/0	0	0	0	11.0	21	20	17	11	12
<b>Ttls</b>	<b>12.15</b>	<b>0-0</b>	<b>21/2</b>	<b>0</b>	<b>0</b>	<b>0</b>	<b>19.2</b>	<b>34</b>	<b>31</b>	<b>27</b>	<b>16</b>	<b>15</b>

### Trevor Smith's Career Stats

Year	ERA	W-L	APP/GS	SHO	SV	CG	IP	H	R	ER	BB	SO
2007	6.64	2-3	19/5	0	1	0	40.2	59	35	30	13	21
<b>Ttls</b>	<b>6.64</b>	<b>2-3</b>	<b>19/5</b>	<b>0</b>	<b>1</b>	<b>0</b>	<b>40.2</b>	<b>59</b>	<b>35</b>	<b>30</b>	<b>13</b>	<b>21</b>



## John **WATLINGTON** 25


**Junior • 5-11 • 180 • INF • R/R**  
**Yanceyville, N.C. • UNC Asheville**

**2007:** Batted .222 in with two RBI in 16 games played. . . Had three straight two-hit games on April 27, 28 and May 4 vs. Gardner-Webb and NC State. . . Knocked in an RBI against NC State and North Florida. . . First career start came at Charlotte on Feb. 23. . . First career hit was against Gardner-Webb on April 27.

**2006 (UNC Asheville):** Saw action in 17 games for the Bulldogs, starting four of them at third base. . . Member of Big South championship team, appearing in the Clemson regional as a pinch runner. . . Recorded hits in 3 of 4 games started. . . Notched first career hit and RBI against North Carolina A&T on March 14. . .

**Prep (George Washington HS):** A 2005 graduate of George Washington High School in Danville, Va. . . Was a three-year letter winner in baseball for the Eagles. . . Was a two-time all-metro conference selection. . . Awarded coach's hitter's award his junior year when he hit .446 with 11 extra base hits. . . finished his high school career batting over .380. . . Was also a member of the golf team. . .

**Personal:** John Stuart Watlington is the son of Stuart and Linda Watlington. . . Grandfather Neal played 12 years of professional baseball, including 21 games in the major leagues for the Philadelphia Athletics. . . Father Stuart played football and baseball at UNC Chapel Hill. . . Has one older sister. . . Born March 7, 1987. . . A trust management major. . .



## Matt **GARDNER** 16

**Sophomore-RS • 5-11 • 160 • INF**  
**Huntersville, N.C. • Hopewell HS**

**2007:** A member of the A-Sun All-Academic team. . . Saw action in seven games as a red-shirt freshman. . . Scored as a pinch-runner on two different occasions, first against UNC Asheville, Feb. 17, followed by Marshall on Mar. 9. . . Had first career at-bat Feb. 27, against The Citadel. . . Tallied a stolen base Mar. 9 against the Thundering Herd.

**2006:** A member of the A-Sun All-Academic team. . . Sat out the 2006 season as a red-shirt.

**Prep (Hopewell HS):** A 2005 graduate of Hopewell High School. . . A three-year letter winner for the Titans. . . Honored with the Walter Himes Titan Award as a senior. . . Playing middle infield, he was the team's co-defensive MVP as a junior. . . He graduated as a member of the National Honor Society, was on A/B honor roll all four years and received an AP Statistics award.

**Personal:** Matthew Tyler Gardner is the son of Mike and Elaine Gardner. . . Has an older sister, Lindsey. . . He is the cousin of former Campbell pitcher Tyler Sexton. . . Born Feb. 26, 1987 in Greensboro, N.C. . . A trust management major.



### John Watlington's Career Stats

Year	G	AB	R	H	2B	3B	HR	RBI	BB	SO	SB	AVG
2007	16	45	4	10	0	0	0	2	1	0	0	.222
<b>TtIs</b>	<b>16</b>	<b>45</b>	<b>4</b>	<b>10</b>	<b>0</b>	<b>0</b>	<b>0</b>	<b>2</b>	<b>1</b>	<b>0</b>	<b>0</b>	<b>.222</b>

### Matt Gardner's Career Stats

Year	G	AB	R	H	2B	3B	HR	RBI	BB	SO	SB	AVG
2007	7	3	2	0	0	0	0	0	1	0	1	.000
<b>TtIs</b>	<b>7</b>	<b>3</b>	<b>2</b>	<b>0</b>	<b>0</b>	<b>0</b>	<b>0</b>	<b>0</b>	<b>1</b>	<b>0</b>	<b>1</b>	<b>.000</b>



## Austin HARRIS

# 33

**Sophomore-RS • 6-1 • 205 • RHP • R/R**  
**Troy, N.C. • West Montgomery HS**

**2007:** Sat out the 2007 season as medical red-shirt.

**2006:** A member of the A-Sun All-Academic team ... Made 15 relief appearances for CU, going 1-0 with a 6.92 ERA ... Made first career appearance at Charleston Southern (2/14) ... Struck-out a season high four batters in three innings of work at UNC Wilmington (4/4) ... Recorded first career victory by pitching an inning of scoreless relief with two strikeouts, in an extra-inning victory over Jacksonville (3/17) ... Struck out 12 batters in 13 innings of work.

**Prep (West Montgomery HS):** A 2005 graduate of West Montgomery High School in Troy, N.C. ... Was a three-year letter winner for the Warriors ... Won two gold gloves and was selected team defensive MVP as a senior ... Named to the Rocky River All-Conference team and was runner-up for the conference Player of the Year award ... Was a four year member of Beta Club and a North Carolina Scholar in 2005 ... On the hill he had 0.83 ERA, to go with over 90 strikeouts and a 4-6 record ... He also hit .363 as a senior ... Also a member of the cross country team.

**Personal:** Austin Kane Harris is the son of Ken and Sherron Harris ... Has an older sister, Sara and an older brother Josh who played baseball at Methodist College ... Born March 19, 1987 in Troy, N.C. ... A trust management major.



## Bryan BRASWELL

# 11

**Sophomore • 6-1 • 205 • C • R/R**  
**Rocky Mount, N.C. • Northern Nash HS**

**2007:** Saw action in 30 games, starting 27 at catcher for the Camels ... Batted .198 with 16 hits and three RBI ... Had three multiple hit games ... Threw out multiple base-stealers three times (Feb. 9 vs. Charlotte, Feb. 17 vs. UNC Asheville and March 2 vs. Seton Hall) ... Went 2-4 with two runs and an RBI against Holy Cross on March 5 ... Recorded first career hit against Charlotte on Feb. 10.

**Prep (Northern Nash):** A 2006 graduate of Northern Nash High School in Rocky Mount, N.C. ... Was a three-time letter winner in baseball for the Knights ... Was an all-conference and all-state selection his senior year ... Was ranked 24th best recruit in North Carolina on the Impact Baseball list ... Named team MVP his junior year ... Selected to play in the State Games three consecutive years ... Named defensive MVP of his team his senior year ... Batted .315 his senior year with two home runs and 22 RBI ... Threw out 80% of base-runners attempting to steal ...

**Personal:** Bryan Charles Braswell is the son of Chuck and Tammy Braswell ... Born November 23, 1987 in Rocky Mount, N.C. ... Has a younger sister, Betsy ... Has yet to declare a major.



### Austin Harris's Career Stats

Year	ERA	W-L	APP/GS	SHO	SV	CG	IP	H	R	ER	BB	SO
2006	6.92	1-0	15/0	0	0	0	11.2	13	16	10	14	12
2007	NA	NA	NA	NA	NA	NA	NA	NA	NA	NA	NA	NA
<b>Ttls</b>	<b>6.92</b>	<b>1-0</b>	<b>15/0</b>	<b>0</b>	<b>0</b>	<b>0</b>	<b>11.2</b>	<b>13</b>	<b>16</b>	<b>10</b>	<b>14</b>	<b>12</b>

### Bryan Braswell's Career Stats

Year	G	AB	R	H	2B	3B	HR	RBI	BB	SO	SB	AVG
2007	30	81	4	16	1	0	0	3	3	22	1	.198
<b>Ttls</b>	<b>30</b>	<b>81</b>	<b>4</b>	<b>16</b>	<b>1</b>	<b>0</b>	<b>0</b>	<b>3</b>	<b>3</b>	<b>22</b>	<b>1</b>	<b>.198</b>



## Andrew CARON


# 20

**Sophomore • 6-1 • 215 • C • L/R**  
**Waynesboro, Pa. • Waynesboro Area HS**

**2007:** Saw action in 10 games and started three... Scored first career run at The Citadel on Feb. 27... Made first career start at UNC Wilmington on March 20.

**Prep (Waynesboro Area HS):** A 2006 graduate of Waynesboro Area High School in Waynesboro, Pa. ... Was a three-time letter winner in baseball for the Indians ... Voted team MVP and most improved player his junior year ... Was a two-time Mid-Penn all-star selection ... A Herald Mail all-star his senior year ... Batted .400 with 25 RBI and two home runs his senior year ... Also played varsity basketball and golf.

**Personal:** Andrew Mark Caron is the son of Mark and Clare Caron ... Was born on January 8, 1988 in Waynesboro, Pa. ... Older brother Adam played baseball at Shippensburg University ... An athletic training major.



## Zach JOHNSON


# 4

**Sophomore • 6-2 • 190 • 2B • R/R**  
**Smithfield, N.C. • Smithfield-Selma HS**

**2007:** Saw action in 45 games, starting 37 at second base for Campbell... Batted .217 with seven doubles and nine RBI... Went 3-5 with two runs and two RBI to go along with the game-winning hit vs. #2 North Carolina on April 17... Had a game-winning RBI against East Carolina Feb. 21... Scored two runs and smacked two RBI doubles at ETSU on March 30... Had a 3-5 performance against UNC Asheville on Feb. 17.

**Prep (Smithfield-Selma HS):** A 2006 graduate of Smithfield-Selma High School in Smithfield, N.C. ... Was a three-time letter winner for the Spartans ... An all-conference selection and team defensive MVP his junior and senior seasons ... A State Games selection his junior year ... An East vs. West team selection his senior year ... A three-time academic all-conference selection ... Batted .428 with five home runs and 28 RBI his senior year ...

**Personal:** Zachary Ray Johnson is the son of Tim and Debbie Johnson ... Has one younger sister and one younger brother ... Born March 25, 1988 in Raleigh, N.C. ... A trust management major ...



## Hunter FORD

# 10

**Sophomore • 5-10 • 170 • LHP • L/L**  
**Wilmington, N.C. • Ashley HS**

**2007:** Recorded a team-best 4.30 ERA over 23 innings pitched... Hurled six innings in his first career start on May 15 vs. UNC Wilmington... Did not allow an earned run in his first five appearances... Threw 1 1/3 innings of scoreless ball against #2 North Carolina on April 17... Struck out a season-high four batters against Charleston Southern on May 7.

**Prep (Ashley):** A 2006 graduate of Ashley High School in Wilmington, N.C. ... Was a two-time letter winner for the Eagles ... Named to the N.C. Preps All-State team his junior year ... An all-conference selection his junior year and honorable mention his senior season ... Finished his junior season with a 1.14 ERA and school record for most shutouts in a season.

**Personal:** Hunter Marshall Ford is the son of John and Carol Ford ... Has one older brother ... was born on January 25, 1988 in Wilmington, N.C. ... Has yet to declare a major.



Andrew Caron's Career Stats												
Year	G	AB	R	H	2B	3B	HR	RBI	BB	SO	SB	AVG
2007	10	11	1	0	0	0	0	0	5	5	0	.000
<b>Ttls</b>	<b>10</b>	<b>11</b>	<b>1</b>	<b>0</b>	<b>0</b>	<b>0</b>	<b>0</b>	<b>0</b>	<b>5</b>	<b>5</b>	<b>0</b>	<b>.000</b>

Hunter Ford's Career Stats												
Year	ERA	W-L	APP/GS	SHO	SV	CG	IP	H	R	ER	BB	SO
2007	4.30	0-1	12/1	0	0	0	23.0	23	15	11	10	16
<b>Ttls</b>	<b>4.30</b>	<b>0-1</b>	<b>12/1</b>	<b>0</b>	<b>0</b>	<b>0</b>	<b>23.0</b>	<b>23</b>	<b>15</b>	<b>11</b>	<b>10</b>	<b>16</b>

Zach Johnson's Career Stats												
Year	G	AB	R	H	2B	3B	HR	RBI	BB	SO	SB	AVG
2007	45	138	19	30	7	1	0	9	12	44	4	.217
<b>Ttls</b>	<b>45</b>	<b>138</b>	<b>19</b>	<b>30</b>	<b>7</b>	<b>1</b>	<b>0</b>	<b>9</b>	<b>12</b>	<b>44</b>	<b>4</b>	<b>.217</b>



## Blake LOWRY


# 21

**Sophomore • 6-4 • 235 • 1B • R/R**  
**Garner, N.C. • Garner Magnet HS**

**2007:** Batted .189 with three doubles and three RBI in 17 games played... Drove in two runs against Duke on Mar. 27... Knocked in first career run with first career double at The Citadel on Feb. 27... Had first career hit at Charlotte on Feb. 27... Went 2-5 with a double at Kennesaw State on May 18.

**Prep (Garner Magnet):** A 2006 graduate of Garner Magnet High School in Garner, N.C. ... Was a four-time letter winner in baseball for the Trojans ... Was an all-conference selection his junior and senior seasons ... A second team all-state selection his junior year and a first team selection his senior season ... A four-time all-academic team selection ... Earned two letters by playing two years of varsity football ... Was a two time all-academic team member, and a second team all-state selection for football ... Hit .350 with nine home runs his senior season ... A career .317 hitter with 26 home runs ... member of four conference championship teams at Garner Magnet HS ... Played two seasons of American Legion baseball

**Personal:** Richard Blake Lowry is the son of Richard and Shelia Lowry ... Has one older sister ... Was born September 23, 1987 ... A business administration major ...



## Corey BLACKWELL

**Junior • 6-2 • 195 • RHP... R/R**  
**Whiteville, N.C. • Louisburg College**

**Prep (Whiteville HS):** Graduated from Whiteville High School before spending two years at Louisburg College... Compiled a 10-2 record his senior season en route to earning 2A all-state, all-conference and all-county... Was the team's most valuable player his junior and senior seasons for the Wolfpack.

**Personal:** Corey Monroe Blackwell is the son of Homer and Carolyn Blackwell... Is related to Richard Blackwell who was a left-handed pitcher for East Carolina University and Pittsburgh Pirates... Was born May 27, 1987 in Lumberton, N.C. ... A criminal justice major.



## Travis BOTTS

**Junior • 6-1 • 185 • IF/RHP • R/R**  
**Chesnee, S.C. • Spartanburg Methodist**

**Spartanburg Methodist:** Helped lead Spartanburg Methodist to a third place finish at the NJ-CAA World Series... Compiled a 2-0 record with a 4.00 earned run average on the mound... Batted .306 with six doubles, a triple and 16 RBI.

**Prep (Chesnee HS):** A 2005 graduate of Chesnee High School... A four-year all-region and all-county selection... Boasted a 28-9 record with a 1.57 ERA, .475 batting average and 12 homeruns in four years of competition.

**Personal:** Michael Travis Botts is the son of Mike and Stephanie Botts... Has three siblings Heath (21), Paige (18) and Chase (8)... Was born November 12, 1986 in Spartanburg, S.C.... Major is undecided.

### Blake Lowry's Career Stats

Year	G	AB	R	H	2B	3B	HR	RBI	BB	SO	SB	AVG
2007	17	37	3	7	3	0	0	3	1	15	0	.189
<b>TtIs</b>	<b>17</b>	<b>37</b>	<b>3</b>	<b>7</b>	<b>3</b>	<b>0</b>	<b>0</b>	<b>3</b>	<b>1</b>	<b>15</b>	<b>0</b>	<b>.189</b>



## Wesley EDWARDS 13

**Freshman • 6-4 • 205... RHP • R/R**  
**Rochester, N.Y. • McQuaid Jesuit HS**

**Prep (McQuaid Jesuit HS):** Graduated from McQuaid Jesuit High School in the spring of 2007... Led the Knights to a 16-5 record his junior season en route to a sectional championship... Was the team's most valuable player his sophomore season.

**Personal:** Wesley Brent Edwards is the son of Allen and Debra Edwards... Has two siblings; Allen (25) and LaShondra (30)... Father spent time in the Baltimore Orioles and Oakland A's organization as a professional baseball player... Born May 3, 1989 in Rochester, New York... A sports medicine major.



## Josh FISH 23

**Junior-TR • 6-3 • 200 • RHP • R/R**  
**Bellingham, Wa. • Wenatchee Valley College**

**Wenatchee Valley College:** Earned Northwest Athletic Association of Community Colleges 1st team East Region... Owns a 1.55 ERA with a miniscule opponent batting average of .142... Holds WVC record for most consecutive scoreless innings (26).

**Prep (Bellingham HS):** A 2004 graduate of Bellingham High School... Lettered four years for the Red Raiders spending time at third base, right field and pitching... Batted .370 his senior season.

**Personal:** Joshua Keith Fish is the son of Mel Fish and Kerry Emerson... Has three siblings; Matt, Carly and Joseph... Was born July 11, 1985 in Bellingham, Wa... A professional golf management major.



## Graham FRONK 7

**Freshman • 6-0 • 177 • OF • R/R**  
**Charlotte, N.C. • Charlotte Christian**

**Prep (Charlotte Christian HS):** A six-time letter winner and 2007 graduate of Charlotte Christian High School... A three-time 3A state champion... A 1st team all-conference and all-state selection... Batted .301 with 20 stolen bases, 46 RBI in his high school career... Voted to the 2007 All-Charlotte Area High School Baseball Super Team.

**Personal:** Graham Ross Fronk is the son of Thomas and Robin Fronk... Brother Reid competed for UNC Tar Heels from 2005-07 and is currently in the Tampa Bay Devil Rays organization... Born March 16, 1989 in Milwaukee, Wisconsin... Major is undecided.



## Richard GAITO 26

**Freshman • 6-3 • 200 • RHP • R/R**  
**Cliffside Park, N.J. • Cliffside Park**

**Prep (Cliffside Park HS):** A 2007 graduate of Cliffside Park High School... Earned 1st team all-league and 3rd team all-county for the Raiders.

**Personal:** Richard D. Gaito is the son of Rich and Cynthia Gaito... Born March 13, 1989 in Lake Wood, New Jersey... A business major.



## Brian GANA 19

**Junior-TR • 6-2 • 180 • INF • R/S**  
**Richland, Wa. • Bellevue CC**

**Bellevue CC:** Played two seasons for Bellevue Community College... Batted .278 with nine doubles, a triple and one homerun.

**Prep (Richland HS):** A 2004 graduate of Richland High School in Richland, Wa... Lettered three times for the Bombers... Was an all-state and all-conference selection in the state of Washington his senior season... Batted .432 with seven homeruns.

**Personal:** Brian Gana is the son of Don and Lori Gana... Has a sister Donell Koppenael (24)... Born March 4, 1986 in Richland, Wa... A criminal justice major.





## Daniel GARDO

# 22

**RS-Freshman • 6-3 • 205 • LHP • L/L**  
**West Chester, Pa. • West Chester HS**

**Prep (Henderson HS):** Dan Gardo appeared in 12 games on the mound, earning a 7-3 record and 3.40 ERA with 56 innings pitched and 61 strikeouts as a senior... helped the West Chester Henderson high school baseball team to a 19-7 record and the first round of the state playoffs during his senior year under head coach Luke McNichol...was a member of Spanish Honors Society...received the Spellman Humanitarian Award.

**Personal:** Born September 2, 1987.... son of Robert Gardo and Sharon Pulcinella... has one brother, Mike (15)... Major undecided.



## Jeffrey HOFFMAN

# 18

**Freshman • 5-11 • 180 • RHP... R/R**  
**Ramsey, N.J. • Don Bosco Prep**

**Prep (Don Bosco Prep):** A 2007 graduate of Don Bosco Prep... Led the Ironmen to two county titles and a top 50 national ranking... Went 7-2 in the mound and earned all-county and all-league honors his senior season.

**Personal:** Jeffrey William Hoffman is the son of Jeff and Cathy Hoffman... Born October 1, 1989 in New York... A business law major.



## Matt KEEN

**Junior • 5-11 • 184 • OF • R/R**  
**Four Oaks, N.C. • Florence-Darlington Tech**

**Florence-Darlington Tech:** Spent the past two seasons playing for Florence-Darlington Tech where he batted .255 his freshman season... In his sophomore campaign he batted .346 with 23 RBI, six doubles, a triple and two homeruns... Earned the coaches award in 2007.

**Prep:** A 2005 graduate and three year letter winner at South Johnston High School... A two-time all-conference performer for the Trojans... Led South Johnston to a 15-9 record and captured a conference championship his junior season... Batted .347 with a .776 slugging percentage and a .573 on base percentage in his senior campaign...

**Personal:** Matthew Thomas Keen is the son of Harold and Barbara Keen... Has a sister Catherine (24)... Born November 16, 1986 in Wilson, N.C.... A business administration major.



## Ben LONG

# 28

**Freshman • 6-1 • 160 • RHP • R/L**  
**Wilmington, N.C. • Ashley HS**

**Prep (Ashley HS):** A 2007 graduate and two year letter winner at Ashley High School... Was a two-way player for the Screaming Eagles and batted .350 with 40 stolen bases and compiled a 2.23 earned run average... An all-conference and all-area selection his senior season... Led Ashley to a 72-24 record in his four years as an Eagle.

**Personal:** William Benjamin Long is the son of Wayne and Tanya Long... Has two brothers; Zac (21) and Caleb (16)... Born October 16, 1988 in Wilmington, N.C.... A business major.



## Ellis LOWE

# 8

**Freshman • 6-1 • 175 • INF • R/R**  
**San Marcos, Ca. • San Marcos HS**

**Prep (San Marcos HS):** Graduated from San Marcos High School in 2007... A two-time 2nd Team All-Valley League... Batted .357 with 20 RBI and one homerun his senior season... A two-time Sand Diego Union Tribune All-Academic Team honoree... Was the 2006 San Marcos High School Male Athlete of the Year.

**Personal:** Ellis David Lowe is the son of David Lowe and Pamela Munger... Has two siblings; Keegan Bruce (17) and Ryan Bruce (14)... Born October 11, 1989 in San Diego, Ca... A kinesiology major.



## Ethan MEIGGS

# 27

**Freshman • 6-3 • 220 • RHP • R/R**  
**Camden, N.C. • Camden County HS**

**Prep (Camden County HS):** A 2007 graduate and four year letter winner of Camden County High School... Owns a 27-8 record with 278 strikeouts and a 2.59 earned run average in four years for the Bruins... A four-time academic all-conference honoree... Was a three-time all-conference selection and a two-time 1st team all-area performer.

**Personal:** Ethan Small Meiggs is the son of Ray and Martha Meiggs... Has a brother Nathaniel (21) and sister Blair (17)... Born January 5, 1989 in Elizabeth City, N.C.... A business management major.




## Colin PARKER

# 2

**Freshman • 5-8 • 160 • LHP/OF • L/L**  
**Princeton, N.C. • Princeton HS**

**Prep (Princeton HS):** A 2007 graduate and four year letter winner at Princeton High School... Earned the accolade of 1A State Player of the Year... A three-time all-conference performer for the Bulldogs... Led Princeton to a 26-8 record and captured a 1A state championship... Guided the Bulldogs to two consecutive conference titles his sophomore and junior seasons... Batted .380 with 20 stolen bases, while going 8-3 with 101 strikeouts on the mound.

**Personal:** John Colin Parker is the son of Johnny Parker and Jenny Tart... Has a sister Madison (14)... Born September 1, 1989 in Goldsboro, N.C.... A history major.



## Stephen PARSONS

# 9

**Junior-TR • 5-11 • 195 • C • R/R**  
**Chesapeake, Va. • Louisburg College**

**Louisburg:** Helped lead the Hurricanes to a 38-15 record... Transferred from the Virginia Military Institute to Louisburg after his freshman year and batted .308 with 19 RBI and one homerun in 46 games.

**Prep (Hickory HS):** A 2004 graduate and three-time letter winner at Hickory High School... A three-time all-district and an all-region performer for the Hawks... Batted .450 with five homeruns in his senior campaign.

**Personal:** Stephen Thomas Parsons is the son of Steve and Debbie Parsons... Has one sibling Cam (19)... Born January 3, 1986 in Virginia Beach, Va... A social science major.



## Cody RAISCH

# 40

**Sophomore-TR • 6-4 • 250 • RHP • R/R**  
**Des Moines, Iowa • Indian Hills CC**

**Indian Hills CC:** Helped lead the Falcons to a 38-19 record his sophomore season after taking a medical redshirt during his freshman campaign... Compiled a 3-0 record in 20 innings pitched and a 2.43 earned run average... An Academic All-American in 2007.

**Personal:** Cody Alexander Raisch is the son of Bill and Marsha Raisch... Has four siblings; Shannon Raisch (31), Sara Bird (28), Lindsay Brown (27) and Sean Raisch (18)... Was born May 4, 1987 in Des Moines, Iowa... A mass communications major.



## Sean RAISCH

# 5

**Freshman • 5-11 • 170 • INF/P • R/R**  
**Des Moines, Iowa • Urbandale HS**

**Prep (Urbandale HS):** Earned academic all conference honors all four years of high school... Batted .385 with 50 RBI and posted a 2.50 ERA and 60 strikeouts en route to leading Urbandale to a conference and state championship... Was 1st team all conference and all state as a senior... Honorable mention all conference as a junior... Led the J-Hawks to a combined 58-28 record his junior and senior seasons.

**Personal:** Sean Michael Raisch is the son of Bill and Marsha Raisch... Born November 9, 1988... Has five siblings Shannon (32), Sara Bird (30), Lindsay Brown (29) and Cody Raisch (20)... A political science major and business minor.



## Brandon ROBERTS

**Freshman • 5-10 • 150 • RHP... R/R**  
**Four Oaks, N.C. • South Johnston**

**Prep (South Johnston):** A 2007 graduate and two-time letter winner for South Johnston High School... Led the Trojans to two conference championships in 2006 and 2007... Was voted South Johnston's most improved player his junior season.

**Personal:** Brandon Howard Roberts is the son of Ralph and Teresa Roberts... Has a sister Chelsea (23)... Born May 11, 1989 in Four Oaks, N.C.... A education / sports medicine major.



## Bub WHITE

# 17

**Freshman • 5-8 • 165 • OF... R/R**  
**Hampstead, N.C. • Topsail HS**

**Prep (Topsail HS):** A 2007 graduate and four year letter winner for Topsail High School... A two-time all-conference and an all-state performer his junior year... Led Topsail High School to three Coastal Plains County Conference Championships... Batted .413 his junior season and .353 with seven doubles, a triple and 23 RBI in his senior campaign.

**Personal:** Bub William White is the son of Bill and Glenda White... Has one sibling Morgan (13)... Born November 3, 1988 in Wilmington, N.C.... Major is undecided.



## Head Coach **GREG GOFF**

Greg Goff, who has guided NCAA Division II power University of Montevallo (Ala.) over the last four seasons, was introduced May 30, 2007 as the head baseball coach at Campbell University.

Goff, who also served four seasons as pitching coach at the University of Kentucky, is a 14-year collegiate coaching veteran. The native of Jackson, Tenn., has coached 21 individuals who have gone on to play professional baseball and 10 All-Americans.

Over the last four years, Goff has guided Montevallo to 152-84 (.644) record, including a 90-35 (.720) mark over the past two seasons. His 2006 Falcons won the South Central Region championship and advanced to the Division II College World Series after setting a school record for wins. In 2007, Montevallo again reached the South Central regional championship game and broke the one-year old school victories mark.

Under Goff's guidance, Montevallo progressed from 26 victories in his first year (2004) to 36, then 43 and a school-record 47 this spring. The 2006 ABCA South Central Region Coach of the Year, Goff's squad was ranked third in the final '06 Collegiate Baseball NCAA Division II poll after reaching the College World Series for the first time in the program's history. He was also recognized by the Alabama Baseball Coaches Association as its Coach of the Year for all divisions.

In four seasons at Kentucky, Goff helped guide the collegiate careers of future Major League baseball hurlers Brandon Webb and Joe Blanton. An eighth round choice in 2000 by the Arizona Diamondbacks, Webb won the 2006 National League Cy Young Award after winning 16 games and compiling a 3.10 earned run average. Blanton was a first-round selection of the Oakland Athletics in 2002, who reached the team's starting rotation three years later.

While working under 25-year Kentucky skipper Keith Madison, Goff also coached 2003 New York Yankees 16th-round selection Heath Castle.

Goff began his coaching career in the fall of 1993 at his alma mater Delta State. In his four years at DSU, the team reached the Division II College World Series twice (1994 and 1996). He went on to spend two years at Southeast Missouri State (1998-99), where he coached All-American and Toronto Blue Jays draft choice Ryan Spille.



He pitched on both the junior college and senior college levels, while earning his Associate's degree from Jackson (Tenn.) State Community College (1991) and his Bachelor of Science in education from Delta State (1994). Goff also earned a Master of Education degree from Delta State in 1996.

The 36-year-old Goff is married to the former Tina Newbill of Jackson, Tenn. They have three daughters – Kara (8), Kiley (5) and Kolby (who turns 2 in July).

Goff takes over a Fighting Camel program that posted an 11-45 overall record and 5-22 mark in the Atlantic Sun Conference in 2007 under interim coach Chris Wiley. Chip Smith guided the Camels to a 267-339-1 (.440) record in 11 seasons before resigning from his position in January.



## Assistant Coach Justin Haire

Justin Haire enters his first season for the Fighting Camels as an assistant baseball coach under head coach Greg Goff. As an assistant coach, Haire guided teams that set school records for wins in three of the past four seasons (Sterling College 2004: 37, Ouachita Baptist University 2006: 31, OBU 2007: 50).

In the past three years as an assistant under Head Coach Scott Norwood, Haire helped lead NCAA Division II Ouachita Baptist University to a 107-61 win-loss record. Haire, Coach Goff's former Gulf South Conference opponent, led an OBU team that ranked in the nation's top 20 in team batting average (19th), team earned run average (11th), and team fielding percentage (13th), to a 50-10 record and a Gulf South Conference West Division Championship.

While at OBU, Haire recruited a GSC West Player of the Year, a South Central Region Player of the Year, a first team All-American, two third team All-Americans and 18 All-GSC players.

Prior to his years at OBU, Haire spent one year as the pitching coach at Sterling College. In 2004 the Warriors boasted a 37-18 record, and won both the KCAC ERA title (3.01) and KCAC tournament championship.

As a player, Haire was a member of the 2001 MAC East Division Champions at Bowling Green State University. Haire batted .350 and was pivotal in the Falcon's success, which led the nation in team batting average (.360). After two seasons at BGSU, Haire went on to play for Coach Gary Vaught at the University of Indianapolis. In 2003 Haire led the Greyhounds to the North Central Region Finals.

Haire graduated from Henderson State University in 2007 with a Bachelor's of Arts in History.



## Assistant Coach Aubrey Blackwell

Aubrey Blackwell enters his first season as an assistant baseball coach for Campbell University. Blackwell spent the past three seasons with Coach Goff at the University of Montevallo, where he served as the pitching and strength and conditioning coach. In 2007, Blackwell helped lead UM to a school

record 47 wins, while finishing second in both the South Central Regional and the GSC. He also was vital in the success of the 2006 squad, as they finished the season 43-18 while capturing UM's first ever South Central Regional Championship, which proved to be the best finish in school history (third in the nation).

In his three year stint at UM, Blackwell played a pivotal role in the development of two GSC Players of the Year, a GSC Freshman of the Year, three All-Americans, five All-Region players, 16 All-Conference players, one 23rd round draft pick (J. Pruitt, Oakland A's) and helped three players sign independent league contracts.

In addition to his experience as a coach, Blackwell is a two year letter winner for the University of Montevallo Falcons, and spent the previous two years pitching for Central Alabama Community College. In two years of competition for the UM, Blackwell compiled 35 appearances while starting 29 games.

A 2004 graduate of the University of Montevallo, Blackwell holds a B.S. degree in Kinesiology and continued his education at UM where he acquired a Master's of Education in the summer of 2006. He is married to Brandi Roberts Blackwell of Geraldine, AL.



## Volunteer Assistant John Caddell

John Caddell enters his first season with Campbell University and will serve as the baseball team's volunteer assistant. Caddell, a native of Apex, N.C., comes fresh off an impressive playing career at University of South Carolina-Upstate. Caddell, a four year letterman for Coach Matt Fincher, owns career records in hits (241), runs scored (181), walks (162), games played (216) and at-bats (817). Caddell played for the St. Cloud River Bats in the Northwoods Summer League as well as the Kernersville Bulldogs in the Southern Collegiate Baseball League.

A 2007 graduate of USC-Upstate, Caddell earned a B.S. degree in Business Administration.

# 2007 RESULTS

Game Date	Opposing team	Score	R	H	E/R	H	E	In.	Overall	Conf.	Pitcher of record	Attend	Time
Feb 09, 2007	CHARLOTTE	6-15 L	6	7	4/15	17	5	9	0-1-0	0-0-0	HERRING (L 0-1)	343	2:50
Feb 10, 2007	CHARLOTTE	0-8 L	0	7	0/8	12	0	9	0-2-0	0-0-0	LESAGE (L 0-1)	293	2:09
Feb 16, 2007	UNC ASHEVILLE	1-6 L	1	7	4/6	13	3	9	0-3-0	0-0-0	LESAGE (L 0-2)	278	2:13
Feb 17, 2007	UNC ASHEVILLE	8-10 L	8	12	4/10	14	3	9	0-4-0	0-0-0	HERRING (L 0-2)	382	2:47
Feb 17, 2007	UNC ASHEVILLE	3-5 L	3	10	3/5	7	1	9	0-5-0	0-0-0	ENGLAND (L 0-1)	324	2:18
Feb 21, 2007	at East Carolina	W 2-0	2	5	0/0	5	1	9	1-5-0	0-0-0	SMITH (W 1-0)	2602	2:12
Feb 23, 2007	at Charlotte	0-1 L	0	3	1/1	9	1	9	1-6-0	0-0-0	LESAGE (L 0-3)	120	2:03
Feb 24, 2007	at Charlotte	2-13 L	2	9	2/13	8	1	9	1-7-0	0-0-0	ENGLAND (L 0-2)	133	2:21
Feb 27, 2007	at The Citadel	10-20 L	10	11	2/20	25	3	9	1-8-0	0-0-0	ENGLAND (L 0-3)	326	3:10
Mar 02, 2007	SETON HALL	6-8 L	6	5	4/8	10	5	9	1-9-0	0-0-0	HERRING (L 0-3)	-	2:59
Mar 02, 2007	SETON HALL	2-11 L	2	4	2/11	15	0	9	1-10-0	0-0-0	SMITH, T (L 1-1)	131	2:42
Mar 03, 2007	SETON HALL	W 9-6	9	10	1/6	16	4	9	2-10-0	0-0-0	ENGLAND (W 1-3)	231	3:24
Mar 05, 2007	HOLY CROSS	W 14-9	14	14	2/9	11	1	9	3-10-0	0-0-0	SMITH, T (W 2-1)	165	2:38
Mar 06, 2007	HOLY CROSS	W 9-2	9	10	0/2	8	1	9	4-10-0	0-0-0	HERRING (W 1-3)	101	2:08
Mar 09, 2007	at Marshall	8-9 L	8	10	3/9	11	1	9	4-11-0	0-0-0	LESAGE (L 0-4)	-	2:30
Mar 09, 2007	at Marshall	5-6 L	5	7	1/6	10	0	7	4-12-0	0-0-0	HERRING (L 1-4)	177	1:58
Mar 10, 2007	at Marshall	4-8 L	4	5	2/8	12	0	9	4-13-0	0-0-0	ENGLAND (L 1-4)	302	2:07
Mar 12, 2007	COLUMBIA	4-14 L	4	10	3/14	17	4	9	4-14-0	0-0-0	SMITH, T (L 2-2)	246	2:36
Mar 13, 2007	COLUMBIA	9-11 L	9	11	4/11	14	1	9	4-15-0	0-0-0	MARTINEZ (L 0-1)	197	2:40
*Mar 16, 2007	at Mercer	3-7 L	3	13	0/7	10	1	9	4-16-0	0-1-0	LILLY (L 0-1)	211	2:24
*Mar 17, 2007	at Mercer	2-8 L	2	7	2/8	10	1	9	4-17-0	0-2-0	SCOTT (L 0-1)	-	2:09
*Mar 17, 2007	at Mercer	3-12 L	3	8	4/12	14	1	9	4-18-0	0-3-0	LESAGE (L 0-5)	151	2:15
Mar 20, 2007	at UNC Wilmington	2-6 L	2	5	1/6	11	1	9	4-19-0	0-3-0	LESAGE (L 0-6)	691	2:06
*Mar 23, 2007	BELMONT	2-7 L	2	4	3/7	7	4	9	4-20-0	0-4-0	LILLY (L 0-2)	-	6:07
*Mar 23, 2007	BELMONT	W 5-4	5	8	1/4	10	2	10	5-20-0	1-4-0	HAMME (W 1-0)	425	2:40
*Mar 24, 2007	BELMONT	4-9 L	4	10	1/9	12	1	9	5-21-0	1-5-0	ENGLAND (L 1-5)	351	2:51
Mar 27, 2007	DUKE	7-11 L	7	11	2/11	14	0	9	5-22-0	1-5-0	ENGLAND (L 1-6)	627	2:45
*Mar 30, 2007	at East Tenn. State	W 10-6	10	16	0/6	12	0	9	6-22-0	2-5-0	LESAGE (W 1-6)	0	9:58
*Mar 31, 2007	at East Tenn. State	4-5 L	4	7	3/5	10	3	9	6-23-0	2-6-0	ENGLAND (L 1-7)	-	3:03
*Mar 31, 2007	at East Tenn. State	4-5 L	4	10	1/5	6	1	9	6-24-0	2-7-0	HERRING (L 1-5)	-	2:14
Apr 04, 2007	N.C. A&T	W 11-10	11	18	1/10	14	3	9	7-24-0	2-7-0	HAMME (W 2-0)	249	2:46
*Apr 06, 2007	at Jacksonville	1-11 L	1	3	2/11	14	1	7	7-25-0	2-8-0	LILLY (L 0-3)	308	1:52
*Apr 06, 2007	at Jacksonville	3-13 L	3	7	1/13	12	1	9	7-26-0	2-9-0	SCOTT (L 0-2)	-	2:40
*Apr 07, 2007	at Jacksonville	3-5 L	3	13	2/5	7	1	9	7-27-0	2-10-0	HERRING (L 1-6)	322	2:33
Apr 10, 2007	BARTON	5-7 L	5	8	2/7	15	5	9	7-28-0	2-10-0	HAMME (L 2-1)	223	2:23
*Apr 13, 2007	STETSON	4-5 L	4	9	2/5	13	2	9	7-29-0	2-11-0	LILLY (L 0-4)	-	2:54
*Apr 13, 2007	STETSON	1-3 L	1	3	1/3	9	0	9	7-30-0	2-12-0	SCOTT (L 0-3)	127	2:21
*Apr 14, 2007	STETSON	0-6 L	0	6	0/6	9	0	9	7-31-0	2-13-0	HERRING (L 1-7)	122	2:03
Apr 17, 2007	at #2 North Carolina	W 7-5	7	10	2/5	16	1	11	8-31-0	2-13-0	HAMME (W 3-1)	1035	3:02
*Apr 20, 2007	at Lipscomb	1-2 L	1	1	3/2	5	0	9	8-32-0	2-14-0	SCOTT (L 0-4)	457	2:05
*Apr 21, 2007	at Lipscomb	2-3 L	2	6	2/3	9	1	9	8-33-0	2-15-0	HAMME (L 3-2)	-	1:54
*Apr 21, 2007	at Lipscomb	W 4-2	4	7	1/2	10	1	9	9-33-0	3-15-0	HERRING (W 2-7)	479	2:09
Apr 24, 2007	at Duke	0-12 L	0	8	0/12	19	1	9	9-34-0	3-15-0	ENGLAND (L 1-8)	194	2:21
*Apr 27, 2007	GARDNER-WEBB	1-9 L	1	10	2/9	12	0	9	9-35-0	3-16-0	LILLY (L 0-5)	-	2:30
*Apr 27, 2007	GARDNER-WEBB	2-6 L	2	9	1/6	11	0	9	9-36-0	3-17-0	LESAGE (L 1-7)	258	2:15
*Apr 28, 2007	GARDNER-WEBB	W 12-2	12	18	0/2	5	0	9	10-36-0	4-17-0	HERRING (W 3-7)	248	2:25
May 04, 2007	at #27 N.C. State	4-12 L	4	6	1/12	16	1	9	10-37-0	4-17-0	LILLY (L 0-6)	402	2:14
May 05, 2007	at #27 N.C. State	3-7 L	3	3	1/7	12	1	9	10-38-0	4-17-0	LESAGE (L 1-8)	692	2:01
May 07, 2007	CHARLESTON SO.	4-15 L	4	10	5/15	17	0	9	10-39-0	4-17-0	ENGLAND (L 1-9)	141	2:44
*May 11, 2007	NORTH FLORIDA	8-9 L	8	16	1/9	15	1	11	10-40-0	4-18-0	SCOTT (L 0-5)	-	2:46
*May 11, 2007	NORTH FLORIDA	11-13 L	11	16	0/13	15	5	9	10-41-0	4-19-0	SMITH, T (L 2-3)	115	2:46
*May 12, 2007	NORTH FLORIDA	3-7 L	3	9	3/7	14	1	9	10-42-0	4-20-0	LESAGE (L 1-9)	109	2:34
May 15, 2007	UNC WILMINGTON	5-10 L	5	14	1/10	11	2	9	10-43-0	4-20-0	FORD (L 0-1)	412	2:43
*May 17, 2007	at Kennesaw State	W 4-1	4	11	1/1	3	1	9	11-43-0	5-20-0	SCOTT (W 1-5)	205	2:15
*May 18, 2007	at Kennesaw State	1-2 L	1	6	0/2	7	0	9	11-44-0	5-21-0	HERRING (L 3-8)	-	1:48
*May 18, 2007	at Kennesaw State	3-11 L	3	11	5/11	13	2	9	11-45-0	5-22-0	LESAGE (L 1-10)	143	2:21

\*Atlantic Sun Opponents

# 2007 OVERALL STATISTICS

**Record: 11-45**

**Home: 6-23**

**Away: 5-22**

**Conference: 5-22**

Player	Avg.	GP-GS	AB	R	H	2B	3B	HR	RBI	TB	SLG%	BB	HBP	SO	GDP	OB%	SF	SH	SB-ATT	PO	A	E	FLD%
2 Daniel Smith	.342	48-43	152	32	52	3	1	1	14	60	.395	17	11	18	1	.442	1	5	2-7	41	63	12	.897
24 Carlton Floyd	.339	56-56	230	30	78	13	2	2	27	101	.439	18	3	31	5	.387	5	1	7-10	171	4	3	.983
1 Brandon Scott	.297	55-53	209	33	62	9	4	2	32	85	.407	5	3	19	1	.320	2	4	19-22	56	15	1	.986
14 Ryan Hamme	.294	52-52	201	29	59	10	1	4	27	83	.413	14	3	16	2	.344	3	1	10-13	132	22	6	.963
3 Mike Causey	.263	51-51	175	21	46	6	1	0	17	54	.309	19	1	52	1	.338	0	5	9-18	120	1	4	.968
8 Jacob Allen	.249	53-49	169	22	42	12	0	1	25	57	.337	13	2	49	2	.302	5	4	2-4	346	26	11	.971
11 Robb Meng	.226	43-42	159	20	36	1	1	4	21	51	.321	6	4	39	3	.272	0	2	6-10	76	102	18	.908
23 Brandon York	.306	23-17	62	7	19	2	1	0	6	23	.371	6	0	11	1	.368	0	2	0-0	4	0	0	1.000
25 John Watlington	.222	16-11	45	4	10	0	0	0	2	10	.222	1	0	7	4	.239	0	1	0-0	15	26	2	.953
4 Zach Johnson	.217	45-37	138	19	30	7	1	0	9	39	.283	12	1	44	1	.285	0	2	4-6	51	103	15	.911
28 Bryan Braswell	.198	30-27	81	4	16	1	0	0	3	17	.210	3	1	22	0	.235	0	4	1-2	149	24	3	.983
21 Blake Lowry	.189	17-6	37	3	7	3	0	0	3	10	.270	1	0	15	2	.211	0	0	0-0	51	0	3	.944
22 Todd Matthews	.185	46-31	119	17	22	4	1	3	14	37	.311	10	1	42	0	.252	1	5	0-2	164	23	2	.989
5 Rob Lyerly	.178	34-27	101	7	18	3	0	1	9	24	.238	6	2	24	4	.239	0	3	1-3	34	51	10	.895
20 Andrew Caron	.000	10-3	11	1	0	0	0	0	0	0	.000	5	0	5	1	.313	0	0	0-0	19	1	1	.952
16 Matt Gardner	.000	7-0	3	2	0	0	0	0	0	0	.000	1	0	0	0	.250	0	0	1-1	1	1	0	1.000
48 Blake Herring	.000	20-12	1	0	0	0	0	0	0	0	.000	0	0	1	0	.000	0	0	0-0	4	24	1	.966
<b>Totals</b>	<b>.263</b>	<b>56-56</b>	<b>1893</b>	<b>251</b>	<b>497</b>	<b>74</b>	<b>13</b>	<b>18</b>	<b>209</b>	<b>651</b>	<b>.344</b>	<b>137</b>	<b>32</b>	<b>395</b>	<b>28</b>	<b>.320</b>	<b>17</b>	<b>39</b>	<b>62-98</b>	<b>1451</b>	<b>523</b>	<b>96</b>	<b>.954</b>
Opponents	.325	56-56	2011	430	653	129	16	41	385	937	.466	166	66	324	27	.388	39	36	52-81	1500	636	81	.963

LOB - Team (367), Opp (437). DPs turned - Team (32), Opp (31). IBB - Team (3), HAMME 2, FLOYD 1, Opp (4). Picked off - MENG3, JOHNSON 2, SMITH, D 2, FLOYD 1, SCOTT 1, CAUSEY 1, LYERLY 1.

(Sorted by Earned Run Average)

Player	ERA	W-L	APP	GS	CGSHO/CBO	SV	IP	H	R	ER	BB	SO	2B	3B	HR	AB	B/AVG	WP	HBP	BK	SFA	SHA	
1 Brandon Scott	4.50	1-5	18	8	1	0/1	0	64.0	66	41	32	31	49	20	1	1	248	.266	6	2	0	2	6
32 Quinn LeSage	6.01	1-10	20	13	0	0/0	0	76.1	111	67	51	17	47	17	6	7	333	.333	4	10	4	5	4
15 Justin Lilly	6.19	0-6	20	11	1	0/1	0	80.0	114	70	55	16	54	19	0	6	341	.334	8	9	0	4	9
48 Blake Herring	6.24	3-8	20	12	5	0/0	0	92.1	103	70	64	26	67	25	2	12	359	.287	4	9	1	3	10
10 Hunter Ford	4.30	0-1	12	1	0	0/0	0	23.0	23	15	11	10	16	5	0	0	89	.258	0	3	0	3	1
14 Ryan Hamme	6.26	3-2	13	0	0	0/1	1	23.0	38	16	16	8	21	7	2	2	99	.384	2	5	1	2	1
30 Trevor Smith	6.64	2-3	19	5	0	0/1	1	40.2	59	35	30	13	21	10	4	7	170	.347	2	10	1	3	0
6 Matt Martinez	6.66	0-1	23	1	0	0/1	1	25.2	35	21	19	7	9	7	1	1	104	.337	4	2	3	6	1
24 Carlton Floyd	9.82	0-0	7	0	0	0/1	0	7.1	12	8	8	11	3	3	0	1	30	.400	1	1	0	2	1
38 Chris England	10.71	1-9	20	5	0	0/0	0	40.1	71	67	48	16	25	11	0	4	186	.382	2	11	0	7	3
37 Jared Lehman	13.91	0-0	14	0	0	0/0	0	11.0	21	20	17	11	12	5	0	0	52	.404	3	4	2	2	0
<b>Totals</b>	<b>6.53</b>	<b>11-45</b>	<b>56</b>	<b>56</b>	<b>7</b>	<b>1/1</b>	<b>3</b>	<b>483.2</b>	<b>653</b>	<b>430</b>	<b>351</b>	<b>166</b>	<b>324</b>	<b>129</b>	<b>16</b>	<b>41</b>	<b>2011</b>	<b>.325</b>	<b>36</b>	<b>66</b>	<b>12</b>	<b>39</b>	<b>36</b>
Opponents	3.58	45-11	56	56	9	4/1	10	500.0	497	251	199	137	395	74	13	18	1893	.263	46	32	6	17	39

PB - Team (8), MATTHEWS 4, CARON 2, BRASWELL 2, Opp (18). Pickoffs - Team (6), LILLY 2, LESAGE 1, HERRING 1, SCOTT 1, SMITH, T 1, Opp (11). SBA/ATT - BRASWELL (25-39), MATTHEWS (23-36), LESAGE (13-17), SCOTT (10-15), ENGLAND (7-14), LILLY (7-12), SMITH, T (5-7), HERRING (2-5), CARON (4-5), MARTINEZ (2-4), LEHMAN (2-2), FLOYD (2-2), HAMME (1-2), FORD (1-1).

# ALL-TIME RESULTS/COACHING RECORDS


Year	Won	Lost	Tied	Pct.	Head Coach	Year	Won	Lost	Tied	Pct.	Head Coach
1963 #	11	5	0	.688	Hargrove Davis	1988	32	16	0	.667	Mike Caldwell
1964	10	9	0	.526	Hargrove Davis	1989	10	32	0	.238	Mike Caldwell
1965	7	8	0	.467	Hargrove Davis	1990	15	33	0	.313	Mike Caldwell
1966	8	11	0	.421	Hargrove Davis	1991	11	40	1	.221	Mike Caldwell
1967	6	9	0	.400	Hargrove Davis	1992	16	38	1	.300	John Daurity
1968	7	15	0	.318	Hargrove Davis	1993	17	33	0	.340	John Daurity
1969	8	14	0	.364	Hargrove Davis	1994	16	39	0	.291	John Daurity
1970	9	16	0	.360	Neil Haldeman	1995	26	29	0	.473	John Daurity
1971	19	13	0	.594	Neil Haldeman	1996	23	33	0	.411	Chip Smith
1972	9	22	0	.290	Neil Haldeman	1997	17	40	0	.298	Chip Smith
1973	15	15	0	.500	Neil Haldeman	1998	28	30	0	.483	Chip Smith
1974	27	10	0	.730	Neil Haldeman	1999	24	32	0	.429	Chip Smith
1975	13	21	1	.389	Neil Haldeman	2000	31	25	1	.553	Chip Smith
1976	11	24	0	.314	Sam White	2001	33	21	0	.611	Chip Smith
1977	16	17	0	.485	Sam White	2002	22	29	0	.431	Chip Smith
1978 +	12	15	0	.444	Sam White	2003	22	28	0	.429	Chip Smith
1979	17	20	1	.462	Sam White	2004	23	34	0	.404	Chip Smith
1980	18	18	0	.500	Cal Koonce	2005	25	29	0	.463	Chip Smith
1981	20	25	0	.444	Cal Koonce	2006	19	38	0	.333	Chip Smith
1982	27	13	0	.675	Cal Koonce	2007	11	45	0	.196	Chris Wiley
1983	22	15	1	.590	Cal Koonce						
1984	24	15	0	.615	Cal Koonce	<b>Totals</b>	<b>825</b>	<b>1,031</b>	<b>6</b>	<b>.444</b>	
1985	32	17	0	.653	Cal Koonce	# First senior college season					
1986	31	20	0	.608	Cal Koonce	+ First NCAA Division I season					
1987	25	20	0	.556	Mike Caldwell						



Hargrove Davis



Jeff Daurity



Mike Caldwell



Cal Koonce



Chip Smith



Chris Wiley



Greg Goff

## Campbell Career Coaching Records

Coach	Years	Won	Lost	Tied	Pct.
Greg Goff	1 (2008-present)		first-year		
Chris Wiley	1 (2007)	11	45	0	.196
Chip Smith	11 (1996-2006)	267	339	1	.440
Cal Koonce	7 (1980-86)	174	123	1	.586
Mike Caldwell	5 (1987-91)	93	141	1	.398
Neil Haldeman	6 (1970-75)	92	97	1	.487
John Daurity	4 (1992-95)	75	139	1	.350
Hargrove Davis*	7 (1963-69)	57	71	0	.445
Sam White	4 (1976-79)	56	76	1	.425

\*Hargrove Davis was the Campbell baseball coach prior to 1963. Records reflect only senior college won-lost totals.

## At Bats

- 9 – Ben Barker at Samford (5/14/99)
- 8 – Henry Rochelle vs. Radford (3/30/85)
- 8 – Tom Lynch vs. Radford (3/30/85)
- 8 – Bill Averette vs. Radford (3/30/85)

## Runs

- 8 – Henry Rochelle vs. Radford (3/30/85)
- 6 – Tony Della Costa vs. Radford (3/30/85)
- 5 – Five players tied

## Hits

- 8 – Henry Rochelle vs. Radford (3/30/85)
- 7 – Jay Fitzgerald at N.C. State (4/6/78)
- 7 – Jeff Davis at Virginia Tech (5/10/00)

## Doubles

- 3 – J.C. Hendrix at Georgia (2/28/91)
- 3 – Raymond Spell vs. UNC Asheville
- 3 – Jeff Huff at Elon (4/19/99)

## Triples

- 3 – Ed Stanley vs. Virginia Commonwealth (2/19/93)

## Home Runs

- 5 – Henry Rochelle vs. Radford (3/30/85)
- 3 – Tom Montgomery at UNC Charlotte (4/20/83)
- 3 – John Posey vs. Maryland (3/19/85)

## RBI

- 10 – Henry Rochelle vs. Radford (3/30/85)
- 7 – Phil Hunt vs. Pittsburgh-Johnson (3/15/81)
- 7 – Bill Wilkes vs. Radford (3/30/85)
- 7 – Bradley Coates vs. Virginia Tech (2/28/98)

## Total Bases

- 23 – Henry Rochelle vs. Radford (3/30/85)
- 12 – Tom Montgomery at UNC Charlotte (4/20/83)
- 12 – John Posey vs. Maryland (3/19/85)
- 11 – Ed Stanley vs. Virginia Commonwealth (2/19/93)
- 11 – Mike Priest vs. Ohio (2/18/05)

## Base on Balls

- 4 – Ron Ammons at N.C. Wesleyan (4/16/80)
- 4 – Ron Ammons at Stetson (3/3/81)
- 4 – J.C. Hendrix vs. UNC Asheville (3/13/92)

## Strikeouts

- 4 – Eleven Tied; Last: Mike Causey vs. North Carolina (4/17/2007)

## Cycles

- Jeremy Pleasant – @ UNC Asheville (3/25/94)
- Chris Warren – vs. Brown (3/26/98)
- Dan Krause – vs. Marshall (2/13/99)



## Henry Rochelle's Five Home Run Game

Babe Ruth, Hank Aaron, and Mickey Mantle never did it. Neither did Willie Mays, Joe Dimaggio or Mike Schmidt. In 1985, Henry Rochelle, then a freshman at CU, hit five homeruns in a game to establish a record that has yet to be equaled in the Major Leagues. The mark stood for 14 seasons in the NCAA Division I ranks until Marshall McDougall of

to .804. He had not homered prior to the game and hit more homeruns in that contested than he did during his high school career.

"I couldn't believe I hit five," Rochelle said at the time. "I was expecting a lot of breaking balls after I hit the first couple of homers and the last two I hit out were curves. I was just looking to get a base hit when I went to the plate. I guess it's one of those once-in-a-lifetime things. It's kind of hard for me to believe."

Florida State hit six homeruns against Maryland on May 9, 1999.

Rochelle's five-homerun performance came in a 38-0 win against Radford University on March 30, 1985 at Taylor Field. In his "once-in-a-lifetime" game, Rochelle went 8-8, scored eight runs, blasted five homeruns and knocked in 10 runs.

Rochelle established new NCAA records for most homeruns (5) and most total bases in a game (23), while tying the NCAA standard for most runs scored in a game (8).

Rochelle's homeruns came in the first, third, fourth, seventh, and eighth innings. His incredible performance lifted his batting average from .302 to .412 and his slugging percentage from .419



# SINGLE SEASON RECORDS

## SEASON HIGHS NCAA DIVISION I (1978-2007) INDIVIDUAL SEASON RECORDS

### Batting

Highest Batting Average:	.464, J.C. Hendrix (1991)
Highest Batting Average (left-handed):	.394, Bill Wilkes (1984)
Most Home Runs:	26, John Posey (1985)
Most Home Runs (left-handed):	22, Bill Wilkes (1985)
Most Runs Batted In:	75, John Posey (1985)
Highest Slugging Percentage:	.955, John Posey (1985)
Highest Slugging Percentage (left-handed):	.789, Bill Wilkes (1985)
Most Games:	57, William McLean (1997), Chris Warren (1998), Jeff Huff (1998), Bradley Coates (1998), Tony Della Costa (2000)
Most At Bats:	238, Tim Holt (2006)
Most Runs:	71, Bill Wilkes (1985)
Most Hits:	90, Mike Priest (2006)
Most Singles:	66, Tim Holt (2005)
Most Doubles:	22, Mike Priest, (2005)
Most Triples:	8, Kevin Worley (1998)
Most Extra-Base Hits:	41, John Posey (1985)
Most Strikeouts:	65, Willy Kingbury (1996)
Fewest Strikeouts (100+ at bats):	5, Kent Cox (1995)
Most Hit By Pitch:	17, Josh Maddocks (1993)
Highest On-Base Percentage:	.554, John Posey (1985)
Most Stolen Bases:	32, Nic Carter (2002)
Most Caught Stealing:	9, Nic Carter (2001) 9, Mike Causey (2007)
Most Sacrifice Hits:	11 Bradley Coates (2001)
Most Sacrifice Flies:	7 Joe Anthonson (2005)

### Pitching

Most Wins:(left-handed):	11, Wes Hepler (2001)
Most Wins (right-handed):	9, Cory Satterfield (1988)
Highest Winning Percentage:	.857 (6-1), Dan Crewe (1982), (6-1), Kenny Milton (1988), (6-1) Mike Ange (2005)
Highest Winning Pct. (10+ decisions):	.833 (10-2), Barry Wilson (1987)
Lowest ERA (100+ Innings):	2.61, Wes Hepler (2001)
Lowest ERA (50-99 Innings):	2.75, Mike Monger (1995)
Lowest ERA (25-49 Innings):	1.76, Henry Rochelle (1988)
Most Losses:	10, Ricky Berrier (1991), 10, Quinn LeSage (2007)
Most Saves:	8, Kenny Milton (1988), J.T. Thomas (1996)
Most Appearances:	37, Byron Batson (2000)
Most Appearances (left-handed):	26, Jack Ledford (1990)
Most Shutouts:	2, Joe Stephenson (1981)
Most Starts:	17, Eric Lee (1997)
Most Complete Games:	8, Wes Hepler (2001)
Most Innings Pitched:	131.1, Wes Hepler (2001)
Most Hits Allowed:	118, David Walters (1986), Eric Lee (1997)
Most Runs Allowed:	83, Eric Lee (1997)
Most Earned Runs Allowed:	72, Eric Lee (1997)
Most Walks:	66, David Walters (1986), Aaron Miller (1997)
Fewest Walks/9 IP:	1.51 (22 in 131 IP) Wes Hepler (2001)
Most Strikeouts:	106 Marty Warren (1986)
Most Strikeouts/9 Innings:	
(100+ IP):	9.32 (106, 102.1 IP) Marty Warren (1985)
(75-99 IP):	9.33 (93, 89.2 IP) Barry Wilson (1987)
(50-74 IP):	12.38 (77, 56.0 IP) Aaron Miller (1997)
(25-49 IP):	11.45 (39, 30.2 IP) Byron Batson (1998)
Most Hit Batters:	17 Byron Batson (1999)
Most Home Runs Allowed:	19 Corey Byrd (1999)

## SINGLE SEASON BATTING LEADERS (1978-2007)

### Batting Average (Min. 100 AB)

	AB	Hits	Avg.	Years
1. J.C. Hendrix	192	89	.464	1991
2. Wayne Dale	148	64	.432	1982
3. John Posey	178	75	.421	1985
4. Bobby Spicer	115	47	.409	1980
5. John Posey	195	79	.405	1986
6. Mike Priest	224	90	.402	2006
7. Adam Hawes	143	57	.399	2000
8. Bill Wilkes	127	50	.394	1984
9. Bill Wilkes	194	76	.392	1985
10. Tony Della Costa	201	78	.388	2001

### Games

1. William McLean	57	1997	Tony Della Costa	57	2000
Bradley Coates	57	1998	Jeff Blick	57	2004
Jeff Huff	57	1998	Joe Anthonson	57	2004
Chris Warren	57	1998	6. Kent Cox	56	1996
			Scott Jackson	56	1996

Willy Kingsbury	56	1996	8. Mike Corbitt	214	1997
Mike Corbitt	56	1997	9. Kent Cox	213	1995
Kevin Worley	56	1998	Kent Cox	213	1996
Ben Barker	56	1999	Ben Barker	213	1999
Bradley Coates	56	1999			
Keith Sears	56	2000			
Mike Priest	56	2006			
Tim Holt	56	2006			
Jacob Allen	56	2006			
Carlton Floyd	56	2007			

### Runs

1. Bill Wilkes	71	1985
2. John Posey	64	1986
3. John Posey	61	1985
4. Mike Priest	62	2006
5. Chris Warren	59	1998
6. Tim Holt	55	2006
Jeff Huff	55	1998
8. Greg Cloninger	53	1986
9. Tony Della Costa	52	2001
10. Joe Anthonson	51	2005

### At Bats

1. Tim Holt	238	2006
2. Kevin Worley	231	1998
Brandon Scott	231	2006
4. Tim Holt	230	2005
Carlton Floyd	230	2007
6. Mike Priest	224	2006
7. Bradley Coates	218	1999



John Posey is Campbell's single season leader in RBI (75), home runs (26), total bases (170), slugging percentage (.955) and on-base percentage (.554).

## Hits

1. Mike Priest	90	2006
2. J.C. Hendrix	89	1991
3. Tim Holt	85	2006
4. Tim Holt	84	2005
Brandon Scott	84	2006
6. Kevin Worley	81	1998
7. John Posey	79	1986
8. Chris Warren	78	1998
Ben Barker	78	1999
Tony Della Costa	78	2001
Carlton Floyd	78	2007

## Runs Batted In

1. John Posey	75	1985
2. Bill Wilkes	71	1985
3. Chris Mitta	66	1986
4. Wayne Dale	61	1982
5. John Posey	60	1986
Tony Della Costa	60	2001
7. Chris Warren	57	1998
8. Mike Priest	53	2006
9. William McLean	52	1998
10. Mike Corbitt	51	1997



Tim Holt had an 84 hit season in 2005 followed by a 85 hit season in 2006 that both rank in Campbell's top-five single season hits records.

## Doubles

1. Mike Priest	22	2005
2. J.C. Hendrix	20	1992
3. Ben Barker	19	1999
4. Bob Palentchar	18	1987
J.C. Hendrix	18	1991
6. Chris Mitta	17	1987
Chris Warren	17	1998
Tony Della Costa	17	2001
9. Mike Priest	16	2006
J.C. Hendrix	16	1990

## Triples

1. Kevin Worley	8	1998
2. Chris Warren	7	1998
Nic Carter	7	2001
Brandon Scott	7	2006
5. Ed Stanley	6	1993
6. Johnny Baldwin	5	1981
Chris Porosky	5	1996
Robert Marcano	5	1997
Jeff Huff	5	1998
Jason Wilkerson	5	1998
Nic Carter	5	2000
Tony Della Costa	5	2001
Jeff Randol	5	2004

## Home Runs

1. John Posey	26	1985
2. Bill Wilkes	22	1985
3. James White	18	1986
4. John Posey	17	1986
5. Wayne Dale	16	1981
Wayne Dale	16	1982
7. Reggie Davis	15	1995
8. Chris Mitta	14	1986
Mike Priest	14	2005
10. Kevin Barger	13	1984
Brock Gaston	13	1987
J.C. Hendrix	13	1991
Chris Warren	13	1998
Mike Priest	13	2006

## Stolen Bases

1. Nic Carter	32	2002
2. Nic Carter	31	2001
3. Randy Hood	26	1990
4. Brandon Scott	25	2006
5. James White	21	1986
6. Keith Sears	20	2000
Jeff Blick	20	2004
8. Jeff Blick	19	2005
Brandon Scott	19	2007
10. Herb Williams	17	1981
Dennis Brinson	17	1995

## Base on Balls

1. Rodney Stovall	56	1985
2. John Posey	48	1985
3. Bill Wilkes	46	1983
4. Bill Wilkes	43	1985
5. Phil Hunt	40	1981
Randy Hood	40	1990
7. William McLean	39	1997
8. Chris Mitta	38	1986
Greg Cloninger	38	1986
10. James White	36	1986
Jeff Huff	36	1998

## Total Bases

1. John Posey	170	1985
2. Bill Wilkes	153	1985
3. Mike Priest	151	2006
4. J.C. Hendrix	150	1991
5. John Posey	146	1986
6. Mike Priest	145	2005
7. Chris Warren	143	1998
8. James White	135	1996
9. J.C. Hendrix	128	1992
10. Ben Barker	126	1999
Tony Della Costa	126	2001

## Slugging Percentage

1. John Posey	.955	1985
2. Wayne Dale	.831	1982
3. Bill Wilkes	.789	1985
4. J.C. Hendrix	.781	1991
5. Wayne Dale	.770	1981
6. John Posey	.749	1986
7. Bobby Spicer	.713	1980
8. J.C. Hendrix	.692	1992
9. James White	.689	1986
10. Mike Priest	.687	2005

## On-Base Percentage

1. John Posey	.554	1985
2. Wayne Dale	.533	1982
3. J.C. Hendrix	.527	1991
4. Bobby Spicer	.524	1980
5. Bill Wilkes	.519	1984
6. Bill Wilkes	.506	1985
7. Randy Hood	.498	1990
8. John Posey	.496	1986
9. Phil Hunt	.490	1981
10. Rodney Stovall	.487	1985

## Hit By Pitch

1. Josh Maddocks	17	1993
2. Josh Maddocks	15	1994
3. Kent Cox	14	1995
4. Tim Holt	12	2006



Mike Priest owns the single season hits (90) and doubles (22) record.

5. Kent Cox	11	1996
Mike Campbell	11	1999
Jeff Blick	11	2004
Daniel Smith	11	2007
9. Chris Warren	10	1998
10. Tony Della Costa	9	2000
Johnny Keelan	9	2001

## Strikeouts

1. Willy Kingsbury	65	1996
2. Chris Warren	56	1998
3. Blair Waggett	53	2006
4. Jason Brown	52	2003
Mike Causey	52	2007
6. Keith Sears	50	2000
Jeff Huff	50	2001
8. Keith Sears	49	1999
Jacob Allen	49	2007
10. Willy Kingsbury	48	1995
Jacob Allen	48	2006



J.C. Hendrix posted several top-ten rankings among Campbell's single season hits records.

# SINGLE SEASON RECORDS

## SINGLE SEASON PITCHING LEADERS (NCAA DIVISION I / 1978-2006)

### Won-Lost Percentage

(Min. 5 decisions or One IP Per Team Game)

1. Dan Crew	6-1	.857	1982
Kenny Milton	6-1	.857	1988
Mike Ange	6-1	.857	2005
4. Barry Wilson	10-2	.833	1987
Doug Barefoot	5-1	.833	1985
Cory Satterfield	5-1	.833	1985
Mike Griffin	5-1	.833	1993
Joe Nestor	5-1	.833	1994
Byron Batson	5-1	.833	2000
10. Keith Walters	4-1	.800	1979
Darryl Morton	4-1	.800	1980
Joe Stephenson	4-1	.800	1982
Doug Barefoot	4-1	.800	1986
Joey Babyak	4-1	.800	2004

### Earned Run Average

(Min. One IP Per Team Game)

1. Wes Hepler	2.61	2001
2. Mike Monger	2.75	1995
3. Chuck Urban	2.82	1984
4. Cory Satterfield	2.83	1988
5. Matt Buckley	2.87	1996
6. Kenny Milton	3.09	1989
7. Kenny Milton	3.19	1988
8. Matt Klewenko	3.22	2003
9. Kenneth Collins	3.23	1995
10. Jeff Stovall	3.31	2003

### Wins

1. Wes Hepler	11	2001
2. Barry Wilson	10	1987
3. Cory Satterfield	9	1988
4. Darin Cloninger	7	1982
Darin Cloninger	7	1983
Joe Stephenson	7	1984
Cory Satterfield	7	1986
Mike Monger	7	1995
Pat Murray	7	2002
Josh Blades	7	2004

### Losses

1. Rick Berrier	10	1991
Quinn LeSage	10	2007
3. LaGrande Russell	9	1989
Tom McGraw	9	1990
Chris Wagner	9	1990
Bob Wharton	9	1993
Andy High	9	1994
Daniel Hall	9	1999
Josh Blades	9	2004
Chris England	9	2007



Byron Batson appeared in more game in a single season than any other Campbell pitcher. Batson made 37 appearances in 2000.

### Saves

1. Kenny Milton	8	1988
J.T. Thomas	8	1996
3. J.T. Thomas	7	1997
4. Henry Rochelle	6	1986
Jamie Davis	6	1994
Daniel Hall	6	2000
7. Karl Herrmann	5	1983
Henry Rochelle	5	1985
Kenny Milton	5	1987
Matt Allen	5	1993
Ryan Hamme	5	2006

### Appearances

1. Byron Batson	37	2000
2. Kenny Milton	30	1987
3. J.T. Thomas	28	1997
4. Kenny Milton	27	1988
5. Jack Ledford	26	1990
J.T. Thomas	26	1996
Bradley Stancil	26	2000
8. Jack Ledford	25	1991
Daniel Hall	25	2000
10. Jamie Davis	23	1994
Kevin Dail	23	1996
Ray Greene	23	1997
Matt Martinez	23	2007

### Relief Appearances

1. Byron Batson	37	2000
2. Kenny Milton	30	1987
3. J.T. Thomas	28	1997
4. Kenny Milton	26	1988
J.T. Thomas	26	1996
Bradley Stancil	26	2006
7. Jack Ledford	25	1990
Jack Ledford	25	1991
Daniel Hall	25	2000
10. Ray Greene	23	1997

### Innings Pitched

1. Wes Hepler	131.0	2001
2. Josh Blades	104.1	2004
3. Marty Warren	102.1	1985
4. Cory Satterfield	101.2	1988
5. David Walters	100.2	1986
6. Eric Lee	99.2	1997
7. Matt Klewenko	95.0	2003
8. Eric Lee	94.2	1997
9. Barry Wilson	89.2	1987
10. Brian Semmens	88.2	1990
Wes Hepler	88.2	1999

### Games Started

1. Wes Hepler	18	2001
2. Eric Lee	17	1997
3. Corey Byrd	16	2000
Matt Klewenko	16	2003
Josh Blades	16	2004
6. Wes Hepler	15	2002
7. David Walters	14	1986
Cory Satterfield	14	1988
Eric Lee	14	1998
Wes Hepler	14	1999
Wes Hepler	14	2000

### Complete Games

1. Wes Hepler	8	2001
2. Joe Stephenson	7	1984
Marty Warren	7	1985
4. Dave Terrill	6	1979
Darin Cloninger	6	1982
Darin Cloninger	6	1983
John Posey	6	1984
8. Ten players tied	5	



Marty Warren is Campbell's single season strikeout champion (106).

### Shutouts

1. Joe Stephenson	2	1981
2. 21 players tied	1	

(Last Mike Ange (2005), Jeff Randol (2005))

### Hits Allowed

1. David Walters	118	1986
Eric Lee	118	1986
3. Josh Blades	116	2004
4. Justin Lilly	114	2007
5. Quinn LeSage	111	2007
6. Ricky Berrier	110	1991
7. Tom McGraw	107	1990
Corey Byrd	107	2000
Wes Hepler	107	2001
10. Marty Warren	105	1985

### Runs Allowed

1. Eric Lee	83	1997
2. David Walters	78	1986
3. Chris Wagner	77	1990

4. Cory Satterfield	75	1987
Eric Lee	75	1998
6. Bob Wharton	71	1992
7. Blake Herring	70	2007
Justin Lilly	70	2007
9. Tom McGraw	68	1990
Brian Semmens	68	1990

### Earned Runs Allowed

1. Eric Lee	72	1997
2. Blake Herring	64	2007
3. Eric Lee	63	1998
4. Cory Satterfield	62	1987
5. David Walters	60	1986
6. Bob Wharton	59	1992
7. Tyler Sexton	58	2005
8. Ricky Berrier	56	1991
Daniel Hall	56	1999
10. Josh Blades	55	2004
Justin Lilly	55	2007

### Bases on Balls

1. David Walters	66	1986
Aaron Miller	66	1997
3. Marty Warren	64	1985
4. Bob Wharton	50	1992
5. Barry Wilson	48	1987
6. Chuck Urban	47	1985
7. Brian Semmens	46	1990
Travis Quick	46	1998
Daniel Hall	46	1999
Josh Blades	46	2004

### Strikeouts

1. Marty Warren	106	1985
2. Wes Hepler	97	2001
3. Barry Wilson	93	1987
4. Cory Satterfield	90	1988



Kenny Milton acquired more strikeouts per nine innings than any other player to put on a Campbell uniform.

5. Joe Stephenson	85	1984
6. Eric Lee	81	1997
7. David Walters	80	1986
8. Eric Lee	78	1998
9. Aaron Miller	77	1997
10. Chuck Urban	76	1985

### Strikeouts Per Nine Innings

(Min. One IP Per Team Game)

1. Kenny Milton	10.16	1988
2. Barry Wilson	9.33	1987
3. Marty Warren	9.32	1985
4. LaGrande Russell	8.71	1989
5. Joe Stephenson	8.69	1984
6. Byron Batson	8.53	2000
7. Tim Kotroco	8.37	1982
8. Chuck Urban	8.14	1985
9. Cory Satterfield	7.97	1988
10. Corey Byrd	7.90	1999

## Single Season Team Batting Records (1978-2007)

Highest Batting Avg.:	.327	1986	Most Doubles:	109	2005
Most Home Runs:	106	1985	Most Triples:	35	1998
Most Home Runs PG:	2.21	1985*	Most Extra-Base Hits:	205	1986
Most RBI:	434	1985	Most Total Bases:	959	1985
Highest Slugging %:	.559	1986	Most Walks:	340	1985
Most Games:	58	1998	Most Strikeouts:	445	1987
Most Wins:	33	2001	Most Hit By Pitch:	56	2000
Most Losses:	45	2007	Highest On-Base %:	.433	1982
Most At-Bats:	2035	2006	Most Stolen Bases:	104	2001
Most Runs:	470	1985	Most Caught Stealing:	37	1998
Most Runs per Game:	9.79	1985	Most Sacrifice Hits:	44	1996, 2000
Most Hits:	627	2006	Most Sacrifice Flies:	26	2005
Most Singles:	461	2006			

## Single Season Pitching Records (1978-2007)

Lowest ERA:	4.05	1988	Fewest Walks/9 IP:	3.83	1996
Highest ERA:	7.16	1992	Most Strikeouts:	427	2000
Most Saves:	11	1985, 1996	Most Strikeouts/9 IP:	8.24	2000
Most Shutouts:	4	1988, 2000	Most Hit Batters:	83	2005
Most Complete Games:	18	1979	Most HR Allowed:	74	1999
Most Innings Pitched	487.1	2006			
Most Hits Allowed:	653	2007			
Fewest Hits Allowed:	180	1981			
Most Runs Allowed:	447	1997			
Fewest Runs Allowed:	138	1981			
Most ER Allowed:	360	2005			
Fewest ER Allowed:	110	1981			
Most Walks:	300	1997			

## CAMPBELL NCAA DIVISION I (1978-2007) RECORDS / INDIVIDUAL CAREER RECORDS

### Batting

Highest Batting Average:	.401, John Posey (1984-86)
Highest Batting Average (left-handed):	.349, Greg Cloninger (1984-87)
Most Home Runs:	50, John Posey (1984-86)
Most Home Runs (left-handed):	38, Bill Wilkes (1982-85)
Most RBI:	165, John Posey (1984-86)
Highest Slugging Percentage:	.792, John Posey (1984-86)
Highest Slugging Percentage (left-handed):	.639, Bill Wilkes (1982-85)
Most Games:	214, Bradley Coates (1998-01)
Most At-Bats:	774, Kent Cox (1993-96)
Most Runs:	170, Bill Wilkes (1982-85)
Most Hits:	269, Kent Cox (1993-96)
Most Singles:	217, Kent Cox (1993-96)
Most Doubles:	58, J.C. Hendrix (1989-92)
Most Triples:	15, Nic Carter (2000-2002)
Most Extra-Base Hits:	96, J.C. Hendrix (1989-92)
Most Total Bases:	399, J.C. Hendrix (1989-92)
Most Walks:	152, Bill Wilkes (1982-85)
Most Strikeouts:	159, Jeff Huff (1998-01)
Toughest to Strike Out:	1 per 16.8 At-Bats, Kent Cox (1993-96)
Most Hit by Pitch:	32, Josh Maddocks (1993-94)
Highest On-Base Percentage:	.500, John Posey (1984-86)
Most Stolen Bases:	72, Nic Carter (2000-2002)
Most Caught Stealing:	19, Randy Hood (1987-90)
Most Stolen Base Attempts:	87, Jeff Blick (2002-05)
Most Sacrifice Hits:	33, Bradley Coates (1998-2001)
Most Sacrifice Flies:	12, Chris Mitta (1986-88)

### Pitching

Most Wins:	26, Cory Satterfield (1985-88)
Most Wins (left-handed):	24, Wes Hepler (1999-2002)
Highest Winning Percentage (20+ decisions):	.850 (17-3), Henry Rochelle (1985-88)
Lowest ERA (200+ IP):	3.60, Kenny Milton (1986-89)
Lowest ERA (100-199 IP):	3.58, Matt Buckley (1993-96)
Most Losses:	22, Brian Semmens (1989-91)
Most Saves:	18, Kenny Milton (1986-89)
Most Appearances:	97, Kenny Milton (1986-89)
Most Appearances (left-handed):	61, Wes Helper (1999-2002)
Most Games Started:	61, Wes Hepler (1999-2002),
Most Relief Appearances:	88, Kenny Milton (1986-89)
Most Complete Games:	19, Joe Stephenson (1981-84)
Most Shutouts:	4, Joe Stephenson (1981-84)
Most Innings Pitched:	368.0, Wes Hepler (1999-2002)
Most Hits Allowed:	359, Wes Hepler (1999-2002)
Most Hits Allowed Per Nine Innings:	11.60, Joe Nestor (1992-94)
Most Runs Allowed:	224, Cory Satterfield (1985-88)
Most Earned Runs Allowed:	173, Cory Satterfield (1985-88)
Most Walks:	145, Barry Wilson (1986-89)
Fewest Walks Per Nine Innings:	1.11, Matt Terrill (2004-05)
Most Strikeouts:	258, Wes Helper (1999-2002)
Most Strikeouts Per Nine Innings:	11.75, Aaron Miller (1995-97)

## CAREER BATTING LEADERS (NCAA DIVISION I / 1978-2007)

Batting Average (Min. 300 AB)				
	AB	Hits	Avg.	Years
1. John Posey	501	201	.401	1984-86
2. Wayne Dale	334	125	.374	1980-82
3. Mike Corbitt	399	147	.368	1997-98
4. J. C. Hendrix	640	234	.366	1989-92
5. Tim Holt	468	169	.361	2005-06
6. Tony Della Costa	408	146	.358	2000-01
Mike Priest	634	227	.358	2004-06
7. Greg Cloninger	657	229	.349	1984-87
8. Bill Wilkes	515	179	.348	1982-85
Kent Cox	774	269	.348	1993-96
10. Danny Murphy	392	136	.347	1984-88

6. Keith Sears	193	1997-00
6. Jeff Blick	193	2002-05
8. J.C. Hendrix	191	1989-92
9. Chris Warren	190	1995-98
10. Henry Rochelle	186	1985-88

### At Bats

1. Kent Cox	774	1993-96
2. Jeff Huff	748	1998-01
3. Bradley Coates	738	1998-01
4. Ed Stanley	736	1990-93
5. Andy Priest	690	1992-95
6. Chris Warren	664	1995-98
7. Greg Cloninger	657	1984-87
8. Randy Hood	653	1987-90
9. J.C. Hendrix	640	1989-92
10. Mike Priest	634	2004-06

### Runs

1. Bill Wilkes	170	1982-85
2. Greg Cloninger	160	1984-87
3. John Posey	152	1984-86
4. Randy Hood	151	1987-90
5. James White	148	1983-86
6. Jeff Huff	147	1998-01
Kent Cox	147	1993-96
8. Mike Priest	139	2004-06
9. J.C. Hendrix	138	1989-92
10. Bob Palentchar	135	1986-89

### Hits

1. Kent Cox	269	1993-96
2. J.C. Hendrix	234	1989-92
3. Ed Stanley	231	1990-93
4. Bradley Coates	230	1998-01
5. Greg Cloninger	229	1984-87
6. Mike Priest	227	2004-06

### Games

1. Bradley Coates	214	1998-01	3. Kent Cox	207	1993-96
2. Jeff Huff	212	1998-01	4. Andy Priest	202	1992-95
			5. Ed Stanley	197	1990-93



Bill Wilkes drew more walks than any other Camel since becoming a senior college in 1963.

7. Jeff Huff	219	1998-01
8. Chris Warren	210	1995-98
9. Randy Hood	209	1987-90
10. John Posey	201	1984-86

### Runs Batted In

1. Jeff Huff	167	1998-01
2. John Posey	165	1984-86
3. Chris Mitta	148	1986-88
4. Bill Wilkes	143	1982-85
5. J.C. Hendrix	140	1989-92
6. Mike Priest	138	2004-06
7. Bob Palentchar	135	1986-89
8. Chris Warren	127	1995-98
9. Bob Posey	126	1984-86
10. Greg Cloninger	115	1984-87

### Stolen Bases

1. Nic Carter	72	2000-2002
2. James White	58	1983-86
3. Randy Hood	56	1987-90
3. Jeff Blick	56	2002-05



Nic Carter owns Campbell's career stolen bases record (72) in just three seasons of competition.

5. Brandon Scott	45	2005-Pres.
6. Keith Sears	38	1997-00
7. Kent Cox	32	1993-96
8. Herb Williams	31	1980-82
9. Mike Adcock	30	1988-91
Jeff Davis	30	1998-00
Mike Priest	30	2004-06

### Doubles

1. J.C. Hendrix	58	1989-92
2. Jeff Huff	52	1998-01
3. Mike Priest	49	2004-06
4. Bob Palentchar	45	1986-89
5. Chris Mitta	44	1986-88
6. Kent Cox	39	1993-96
Chris Warren	39	1995-98
8. Bob Posey	38	1984-86
Henry Rochelle	38	1985-88
10. Jeff Davis	37	1998-00

### Triples

1. Nic Carter	15	2000-2002
2. Chris Warren	12	1995-98
3. Chris Porosky	11	1992-96
Brandon Scott	11	2005-Pres.
5. Keith Sears	9	1997-00
6. Josh Maddocks	8	1993-94
Ed Stanley	8	1990-93
Scott Jackson	8	1994-98
Kevin Worley	8	1998
Jeff Huff	8	1998-01

### Home Runs

1. John Posey	50	1984-86
2. Bill Wilkes	38	1982-85
3. Chris Mitta	36	1986-88
Mike Priest	36	2004-06
5. Wayne Dale	34	1980-82
6. J.C. Hendrix	31	1989-92
7. James White	30	1983-86

8. Kevin Barger	28	1980-84
9. Bob Posey	24	1982-84
Henry Rochelle	24	1985-88
Reggie Davis	24	1994-95

### Bases On Balls

1. Bill Wilkes	152	1982-85
2. Kevin Barger	116	1980-84
3. Greg Cloninger	114	1984-87
4. J.C. Hendrix	110	1989-92
5. Phil Hunt	99	1979-82
Randy Hood	99	1987-90
7. Rodney Stovall	98	1982-85
8. John Posey	94	1984-86
Bobby Spicer	94	1980-83
10. Ed Stanley	92	1990-93

### Total Bases

1. J.C. Hendrix	399	1989-92
2. Mike Priest	398	2004-06
3. John Posey	397	1984-86
4. Kent Cox	341	1993-96
5. Chris Warren	339	1995-98
6. Bill Wilkes	329	1982-85
7. Greg Cloninger	328	1984-87
8. Chris Mitta	322	1986-88
9. Bob Palentchar	307	1986-89
10. James White	303	1983-86

### Slugging Percentage

1. John Posey	.792	1984-86
2. Wayne Dale	.749	1980-82
3. Bill Wilkes	.639	1982-85
4. Chris Mitta	.638	1986-88
5. Reggie Davis	.636	1994-95
6. Mike Priest	.628	2004-06
7. J.C. Hendrix	.623	1989-92
8. Bob Posey	.605	1982-84
9. Tony Della Costa	.561	2000-01
Danny Murphy	.582	1984-88

### On-Base Percentage

1. John Posey	.500	1984-86
2. Bill Wilkes	.498	1982-85
3. Wayne Dale	.475	1980-82
4. Bobby Spicer	.468	1980-83
5. J.C. Hendrix	.463	1989-92
6. Rodney Stovall	.461	1982-85
Joe Anthonson	.461	2004-05
8. Danny Murphy	.455	1984-88
9. Greg Cloninger	.446	1984-87
10. Doug Tanner	.445	1979-80

### Hit By Pitch

1. Josh Maddocks	32	1993-94
2. Kent Cox	31	1993-96



Jeff Huff is Campbell's career RBI champion knocking in 167 runs in his four year campaign.

3. Chris Warren	28	1995-98
4. Johnny Keelan	23	1999-02
4. Jeff Blick	23	2002-05
6. Mike Campbell	21	1996-99
7. Chris Saich	18	1994-97
Jeff Davis	18	1998-00
Bradley Coates	18	1998-01
Tim Holt	18	2005-06

### Strikeouts

1. Jeff Huff	159	1998-01
2. Chris Warren	156	1995-98
3. Willy Kingsbury	155	1993-96
4. Keith Sears	148	1997-00
5. Bradley Coates	133	1998-01
6. William McLean	115	1995-98
7. Ricky Berrier	113	1988-91
8. Lee Cobbler	112	1989-92
Scott Jackson	112	1994-98
10. Dan Krause	109	1997-00



Mike Priest ranks second among Campbell's career leaders in total bases (398).

## CAREER PITCHING LEADERS (NCAA DIVISION I / 1978-2007)

### Won-Lost Percentage

(Min. 15 Decisions):

1. Henry Rochelle	17-3	.850	1985-88
2. Cory Satterfield	26-14	.650	1985-88
4. Doug Barefoot	12-7	.632	1984-87
5. Barry Wilson	23-14	.622	1986-89
6. Darin Cloninger	18-11	.621	1981-83
7. Joe Stephenson	21-13	.618	1981-84
8. Dan Crewe	18-13	.581	1980-83
9. Scott Evans	15-11	.577	1985-88
10. Wes Hepler	24-18	.571	1999-02

### Earned Run Average (Min. 100 IP):

1. Matt Buckley	3.58	1993-96
2. Kenny Milton	3.60	1986-89
3. Henry Rochelle	3.85	1985-88
4. Curly Summerlin	3.95	1978-80
5. Wes Hepler	4.01	1999-02
6. Jamie Davis	4.13	1994-96
7. Darin Cloninger	4.16	1981-83
8. Joe Stephenson	4.30	1981-84
9. Josh Blades	4.35	2003-04
10. Dan Crewe	4.39	1980-83

### Wins

1. Cory Satterfield	26	1985-88
2. Wes Hepler	24	1999-02
3. Barry Wilson	23	1986-89
4. Dan Crewe	18	1980-83
Joe Stephenson	18	1981-84
6. Darin Cloninger	17	1981-83
Henry Rochelle	17	1985-88
8. Scott Evans	15	1985-88
9. Matt Kleweno	14	2000-03
10. Byron Batson	13	1997-00

### Losses


1. Brian Semmens	22	1989-91
Andy High	22	1993-96
3. Corey Byrd	21	1998-02
4. Tom McGraw	18	1988-91
5. Kenny Milton	17	1986-89
Ricky Berrier	17	1988-91
7. Bob Wharton	16	1991-93
Rob Finch	16	2001-04
9. Eric Lee	15	1997-98
10. Cory Satterfield	14	1985-88
Barry Wilson	14	1986-89
Jamie Davis	14	1994-96
Daniel Hall	14	1998-00
Matt Kleweno	14	2000-03
Quinn LeSage	14	2006-07

### Saves

1. J.T. Thomas	19	1995-98
2. Kenny Milton	18	1986-89
3. Henry Rochelle	11	1985-89
4. Jack Ledford	9	1989-91
Jamie Davis	9	1994-96
6. Daniel Hall	8	1998-00
7. Karl Herrman	7	1982-83
8. Matt Allen	6	1992-95
9. Doug Barefoot	5	1984-87
Byron Batson	5	1997-2000
Ryan Hamme	5	2006-

### Appearances

1. Kenny Milton	97	1986-89
2. Byron Batson	89	1997-00
3. J.T. Thomas	80	1995-98



J.T. Thomas is Campbell's career saves champion (19).


4. Kevin Dail	75	1995-98
5. Wes Hepler	73	1999-02
6. Joe Nestor	68	1992-95
7. Matt Kleweno	65	2000-03
8. Jack Ledford	60	1989-91
9. Daniel Hall	58	1998-00
10. Andy High	56	1993-96

### Relief Appearances

1. Kenny Milton	88	1986-89
2. J.T. Thomas	79	1995-98
3. Byron Batson	77	1997-00
4. Kevin Dail	65	1995-98
5. Jack Ledford	59	1989-91
6. Joe Nestor	54	1992-95
7. Ray Greene	47	1996-98
8. Eric Dauplaise	43	1994-96
9. Matt Allen	42	1992-95
10. Daniel Hall	40	1998-00

### Innings Pitched

1. Wes Hepler	368.0	1999-02
2. Cory Satterfield	317.2	1985-88
3. Barry Wilson	276.0	1986-89
4. Corey Byrd	271.1	1998-02
5. Andy High	243.2	1993-96
6. Matt Kleweno	237.0	2000-03
7. Dan Crewe	221.2	1980-83
Rob Finch	221.2	2001-04
9. Scott Evans	214.2	1985-88
10. Kenny Milton	212.2	1986-89



Joe Stephenson tossed the most complete games in Campbell history (19).

## Games Started

1. Wes Hepler	61	1999-02
2. Cory Satterfield	46	1985-88
3. Corey Byrd	45	1998-02
4. Matt Kleweno	42	2000-03
5. Barry Wilson	44	1986-89
6. Joe Stephenson	41	1981-84
7. Andy High	37	1993-96
Rob Finch	37	2001-04
9. Darin Cloninger	35	1981-83
10. Dan Crewe	33	1980-83

## Complete Games

1. Joe Stephenson	19	1981-84
2. Darin Cloninger	18	1981-83
3. Dan Crewe	16	1980-83
4. Cory Satterfield	11	1985-88
Wes Hepler	11	1999-02
6. Josh Blades	10	2003-04
7. Barry Wilson	8	1986-89
8. Scott Evans	7	1985-88
Brian Semmens	7	1989-91
Curly Summerlin	7	1978-80
Marty Warren	7	1983-85
Mike Griffin	7	1992-95
Eric Lee	7	1997-98

## Shutouts

1. Joe Stephenson	4	1981-84
2. Dan Crewe	2	1980-83
Chuck Urban	2	1984-85



Wes Hepler ranks atop Campbell's best in strikeouts (258) and games started (61).



Daniel Hall is the last Fighting Camel to go in the Major League Draft.

## Hits Allowed

1. Wes Hepler	359	1999-02
2. Cory Satterfield	355	1985-88
3. Corey Byrd	333	1998-02
4. Rob Finch	318	2001-04
5. Barry Wilson	293	1986-89
6. Andy High	281	1993-96
7. Matt Kleweno	261	2000-03
8. Scott Evans	269	1985-88
9. Joe Stephenson	259	1981-84
10. Darin Cloninger	245	1981-83

## Runs Allowed

1. Cory Satterfield	224	1985-88
2. Rob Finch	182	2001-04
3. Corey Byrd	169	1998-02
4. Andy High	185	1993-96
5. Barry Wilson	174	1986-89
6. Scott Evans	171	1985-88
7. Brian Semmens	168	1989-91
8. Joe Stephenson	163	1981-84
9. Dan Crewe	161	1980-83
10. Eric Lee	158	1997-98

## Earned Runs Allowed

1. Corey Byrd	173	1998-02
Cory Satterfield	173	1985-88
3. Wes Hepler	164	1999-02
4. Barry Wilson	142	1986-89
5. Brian Semmens	138	1989-91
Andy High	138	1993-96
7. Scott Evans	137	1985-88
Rob Finch	137	2001-04
9. Eric Lee	135	1997-98
10. Matt Kleweno	123	2000-03

## Bases On Balls

1. Barry Wilson	145	1986-89
2. Cory Satterfield	144	1985-89
3. Kenny Milton	132	1986-89
4. Aaron Miller	120	1995-97
5. Darin Cloninger	113	1981-83
6. Marty Warren	107	1983-85
7. Andy High	105	1993-96
8. Dan Crewe	103	1980-83
Scott Evans	103	1985-88
10. Bob Wharton	100	1991-93

## Strikeouts

1. Wes Hepler	258	1999-02
2. Cory Satterfield	235	1985-88
3. Corey Byrd	215	1998-02
Barry Wilson	215	1986-89
5. Kenny Milton	208	1986-89
6. Joe Stephenson	191	1981-84
7. Byron Batson	184	1997-00
8. Dan Crewe	162	1980-83
9. Eric Lee	159	1997-98
10. Darin Cloninger	150	1981-83

## Strikeouts Per Nine Innings

(Min. 100 IP)		
1. Aaron Miller	11.75	1995-97
2. Jack Ledford	10.45	1989-91
3. Kenny Milton	8.80	1986-89
4. Marty Warren	8.69	1983-85
5. Byron Batson	8.31	1997-00
6. Daniel Hall	8.10	1998-00
7. Chuck Urban	7.60	1984-85
8. Eric Lee	7.36	1997-98
9. David Walters	7.15	1986
10. Corey Byrd	7.13	1998-02

## NCAA Regional

1990 West I (Stanford, Calif.)

## CoSIDA Academic All-America

Kent Cox (1995)  
 William McLean (1998)  
 Kenny Milton (1988)  
 Mike Priest (2005 – Second Team,  
 2006 – First Team)

## Collegiate Baseball Freshman All-American

Wes Hepler (1999 HM)  
 Nic Carter (2000 HM)  
 Rob Finch (2001 HM)

## CoSIDA Academic All-District

Jeff Blick (2005)  
 Mike Campbell (1999)  
 Kent Cox (1994, 1995, 1996)  
 William McLean (1997, 1998)

## ABCA All-Region

J.C. Hendrix (1991)

## A-Sun All-Conference

Mike Ange (2005, 2nd)  
 Joe Anthonson (2005, 1st)  
 Byron Batson (2000, 2nd)  
 Nic Carter (2002, 2nd)  
 Bradley Coates (2001, 2nd)  
 Mike Corbitt (1997, 2nd)  
 Kent Cox (1995, 2nd, 1996, 3rd)  
 Reggie Davis (1995, 1st)  
 Sal Deanda (2003, 1st)  
 Tony Della Costa (2000, 1st, 2001, 1st)  
 Ryan Hamme (2006, 2nd)  
 Wes Helper (2001, 2nd)  
 Tim Holt (2006, 2nd)  
 Willy Kingsbury (1995, 1st)  
 Mike Priest (2005, 1st, 2006, 2nd)  
 Brandon Scott (2006, 2nd)  
 J.T. Thomas (1996, 3rd, 1997, 3rd)  
 Chris Warren (1998, 1st)

## A-Sun All Freshman Team

Rob Finch (2001)  
 Ryan Hamme (2006)

## A-Sun Coach of the Year

Chip Smith (2000)

## A-Sun All-Tournament

Jeff Davis (2000)



Ryan Hamme is the last Camel to be voted to the Atlantic Sun All Freshman team.

Adam Hawes (2000)	Matt Johnson (2006)
Jeff Huff (2000)	Johnny Keelan (2001)
	Matt Klewenko (2000-2003)
<b>A-Sun All-Academic Team</b>	Dan Krause (1997, 1999, 2000)
Jacob Allen (2006, 2007)	Brendan LeBlanc (1995, 1996)
Mike Ange (2005, 2006)	Quinn LeSage (2006, 2007)
Andrew Barrows (2003)	Nate Logan (2005, 2006)
Byron Batson (1998, 2000)	Rob Lyerly (2007)
Jeff Blick (2002-2005)	Matt Marek (2005, 2006)
Corey Byrd (2000, 2002)	Todd Matthews (2005, 2006)
Mike Campbell (1996, 1998, 1999)	William McLean (1995-1998)
Bradley Coates (1998)	Mike Monger (1997)
Alan Cox (1995)	Mac Morykon (2004)
Kent Cox (1995, 1996)	Chad Phillips (1995)
Ty Daurity (1995)	Chris Porosky (1995)
Brandon Dees (2003)	Mike Priest (2004-2006)
Kyle Ellenz (2003)	Luke Reiland (2005, 2006)
Daniel Ennis (2001)	Jon Sanderlin (2001)
Nic Ewing (2001-2004)	Brandon Scott (2006)
Rob Finch (2003, 2004)	Keith Sears (2000)
Matt Gardner (2006, 2007)	Lincoln Smith (2006)
Ray Greene (1998)	Daniel Smith (2005-2007)
Austin Harris (2006)	Jeff Stoval (2003)
Alston Hatch (2006)	Phillip Strickland (2003-2005)
Austen Hawkey (2005, 2006)	J.T. Thomas (1997, 1998)
Wes Hepler (1999-2002)	Jordan Topal (2002-2005)
Chad Hicks (1996)	Brad Tremitiere (1996)
Tim Holt (2006)	Rob Vernon (2005)
Scott Jackson (1996-1998)	Joe Waldecker (2005, 2006)

Mitch Williams (2000)  
 Lonnie Whitehead (2003, 2005)  
 Jacob Wright (2005, 2006)  
 Brent Wyso (1995, 1996)

## Big South Conference Champions

1988, 1990

## All-Big South Conference (1985-1994)

Mike Adcock (1990)  
 Greg Cloninger (1986, 1987)  
 Kent Cox (1994)  
 Reggie Davis (1994)  
 J.C. Hendrix (1991, 1992)  
 Randy Hood (1989)  
 Charlie Letizia (1987, 1988)  
 Chris Mitta (1988)  
 John Posey (1986)  
 Henry Rochelle (1988)  
 Cory Satterfield (1988)  
 Ed Stanley (1993)  
 James White (1986)  
 Barry Wilson (1987)

## Big South Player of the Year

J.C. Hendrix (1991)

## Big South Rookie of the Year

Reggie Davis (1994)

## Big South Coach of the Year

Cal Koonce (1986)

## Big South All-Tournament

Ricky Berrier (1988, 1990)  
 J.C. Hendrix (1990)  
 Randy Hood (1988, 1990)  
 Danny Murphy (1988)  
 Bob Palentchar (1988)  
 John Posey (1985)  
 Cory Satterfield (1988)  
 Ed Stanley (1990)  
 Chris Wagner (1990)  
 James White (1985-1986)  
 Bill Wilkes (1985)

## Big South Tournament MVP

Bob Palentchar (1988)  
 John Posey (1985, Co-MVP)  
 Chris Wagner (1990)

Note: The Trans America Athletic Conference changed its name to the Atlantic Sun Conference in June 2001.

# ALL TIME ROSTER

Abernathy	Dave	1992-1993	Brown	John	1972-1974	Curtis	Roger	1965-1966	Fox	Carl	1988	Herrman	Karl	1982-1983
Adams	Everett	1966	Brown	Phil	1956	Dail	Kevin	1995-1998	Freeman	John	1986	Hester	Jim	1962-1963
Adcock	Alfred	1953-1955	Brown	Rudy	1956	Dale	Wayne	1980-1982	Freeman	Julian	1946	Hickman	Bill	1974-1975
Adcock	Mike	1988-1991	Brown	Spencer	1989-1990	Daniels	Harry	1951	Gainey	Alonzo		Hicks	Chad	1994-1996
Adorno	Dave	1974	Brundage	Dustin	1997	Danish	Clement	1967	Gales	Scott	1989	High	Andy	1993-1996
Albert	Devon	1996	Buchanan	William	1949	Dauplaise	Eric	1994-1996	Gardner	Matt	2006-Present	Hill	Roy	1984-1985
Alford	Johnny	1949	Buck	Gary	1976	Daurity	Ty	1994-1995	Gares	Trey	1991	Hines	Kyle	1997
Allen	Billy	1960	Buckley	Matt	1993-1995	Davis	Jamie	1994-1996	Garris	Glen	1965-1966	Hinton	Curt	1953-1954
Allen	Jacob	2006-2007	Bunn	Henry	1960-1963	Davis	Jeff	1998-2000	Gaskins	Jerry	1955-1956	Hobbs	Brian	1997-1998
Allen	Jeff	1988	Burgess	Mike	1978-1979	Davis	Joey	1970-1972	Gatson	Brock	1987	Hobbs	Randy	1973
Allen	Jimmy		Burroughs	Ray	1958	Davis	Matt	1990-1991	Gay	Ed	1993-1994	Hodges	Mike	1965-1966
Allen	John	1965	Butler	Clyde	1953	Davis	Paul		Gelhaus	Josh	1997-1998	Hoffman	Kelly	1981-1983
Allen	Matt	1992-1995	Byrd	Billy	1958	Davis	Reggie	1994-1995	Gentile	Glenn	1974-1975	Holt	Tim	2005-2006
Ammons	Ron	1980-1983	Byrd	Corey	1998-2002	DeAnda	Sal	2002-2003	Gleason	Sean	1984-1986	Honeycutt	Jim	1972
Amsler	Harry	1967	Byrd	Glenwood	1958-1959	Deaton	Reese	1953	Godwin	Lewis	1965	Hood	Randy	1987-1990
Anderson	Jerry	1962	Byrd	Joseph	1946	Della Costa	Tony	2000-2001	Goodson	Todd	2000	Hooper	William	1949
Ange	Mike	2005-2006	Byrd	Matt	2004	Dereski	Bill	1970	Goss	Ronald	1954	Horne	Jeff	1981-1982
Angel	Ron	1974-1975	Byrum	Kelly		Dethloff	Alex	1996	Graybill	George	1949	Horton	John	1964
Anthonsen	Joe	2004-2005	Caffee	Ray	2000-2001	Deturris	George	1970-1971	Graybill	Pat	1975	Howard	Ricky	2005-2006
Arthur	Billy	1953	Calcutt	Mark	1980-1981	Deutsch	Justin	2005	Grayson	Mike	1992	Howell	Tim	1972-1973
Atkinson	Ronnie	1958-1959	Campbell	Mike	1996-1998	Dewar	Brantley	1963-1964	Green	Rudolph	1953	Holt	Tim	2005-
Avant	Buddy	1979	Capps	Jim	1964-1966	Dickens	Ed	1992	Green	Thomas	1948	Hoyle	Larry	1979-1980
Averette	Bill	1984-1986	Capps	Julian	1955	Didlake	Chris	1981-1982	Greene	Dwaine	1976-1979	Hucks	Brian	1993
Averette	Billy	1960	Carmichael	Brian	1994	Dignan	Mike	1988	Greene	Ray	1996-1998	Huff	Jeff	1998-2001
Babiyak	Joey	2003-2005	Caron	Andrew	2007-Present	Dominguez	Carlos	2006-2007	Griffin	Andy	1981	Hughes	Bob	1975-1976
Baez	Sergio	2004	Carpenter	Paul	1984	Downing	Carlyle	1946	Griffin	Gene	1978	Hughes	Zac	2000
Baker	Joe	1971	Carr	Jimmy	1959	Drake	Enid	1948-1949	Griffin	Mike	1992-1995	Hulmes	John	1982-1984
Baldwin	Johnny	1981	Carter	Lee	1946	Dunn	Billy	1956-1957	Grindle	Chuck	1970-1973	Hundley	Don	1965-1966
Ballard	Danny	1955-1956	Carter	Nic	2000-2002	Dupree	Steve	1975	Gunter	Tommy	1956	Hunt	Phillip	1979-1982
Bancroft	Jay	1957	Cashwell	Jennings	1946	Dwyer	Larry	1970	Gwyn	Bob	1965-1967	Ingle	Harold	1970-1971
Barefoot	Doug	1984-1987	Caudle	Larry	1965-1967	Eady	Tommy	1975	Hagar	Robert	1966-1967	Ingram	Cedric	1955
Barger	Kevin	1980-1984	Causey	Mike	2007-Present	Edwards	Gerald	1956-1957	Haigler	Boyce	1954-1955	Inman	Clarence	1962-1963
Barker	Ben	1999	Cayson	Burt	1975	Edwards	Harry	1964	Haigler	Jerry	1964	Irby	Derryl	1991
Barker	Hoyle	1957	Challendar	Ray	1957-1958	Ellen	Harold	1955-1956	Hairr	Carlton	1974-1976	Irby	Gary	1972-1973
Barkley	Jerry	1957	Champion	Velton	1956-1957	Ellenz	Kyle	2002-2003	Hall	Daniel	1998-2000	Isley	James	1960-1961
Barrows	Andrew	2003	Chance	Don	1974	Ellington	Bill	1972-1973	Hall	Grey		Jackson	Donovan	1993
Barrows	Derek	2002-2003	Cheek	Mitch	1973	Ellington	Boyd	1954-1955	Hall	John	1951	Jackson	Graham	1951
Barwick	Lemmie	2005-	Cheeseman	Mike	2006-2007	Ellis	Don	1962-1964	Hall	Ray	1960	Jackson	Scott	1994-1998
Bass	Ned	1948-1949	Cherry	Albert	1954	Ellis	Eric	1986-1989	Hamilton	Mark	1999	Jaffey	Harold	1953
Batson	Byron	1997-2000	Chocran	Mike	1955	Elmore	Cecil	1956	Hamilton	Robert		James	Don	1971-1972
Bauman	Eric	1962-1963	Clark	Walter	1976-1978	Emmert	John	2006	Hamilton	Steve	1991-1992	Jarrell	Stanley	1978-1980
Bayley	Ernie	1992	Cline	Jay	1974	England	Chris	2006-2007	Hamme	Ryan	2006-Present	Johnson	Craig	1970
Bayrer	Tom	1999-2001	Cloninger	Darin	1981-1983	English	Chris	1999-2002	Handy	Tim	1980-1982	Johnson	Dave	1975-1976
Bazemore	Hugh	1957-1958	Cloninger	Greg	1984-1987	Ennis	Daniel	2001-2002	Hanks	Eddie	1978-1979	Johnson	Dewin	1958
Beasley	Hudson	2006	Coates	Bradley	1998-2001	Ennis	Don	1970-1973	Hardee	George	1949	Johnson	Lamar	1970-1972
Beasley	Levin	1946	Coats	Douglas	1951-1952	Ennis	Jerry	1956	Hardison	Ricky	1973	Johnson	Ronnie	1958
Berrier	Ricky	1988-1991	Cobb	Travis	2000-2001	Evans	Grant	1994	Hargrove	Marion	1955-1956	Johnson	Zach	2007-Present
Bethune	Billy	1960	Cobbler	Lee	1989-1992	Evans	Mike	1976	Hargrove	Wilbur	1958-1959	Jones	Brett	1980
Bethune	Jim	1957-1958	Coble	Larry	1966-1967	Evans	Scott	1985-1988	Harkey	Thomas	1951-1953	Jones	Charles	
Bishop	Sam	1961-1963	Collins	Ken	1995	Evans	Tom	1970-1971	Harrington	Donnie	1959	Jones	Phillip	1954
Blades	Josh	2003-2004	Collinsworth	John	1983	Ewing	Nic	2001-2004	Harrington	Greg	1983-1984	Jones	Walter	1946
Blake	James	1951	Conner	Gordon		Faircloth	James	1956	Harris	Austin	2006-Present	Joseph	Jamaal	2002
Blick	Jeff	2002-2005	Corbett	Ainsworth	1948	Falkner	Mark	1975	Harris	Bill	1962	Kabinoff	Neil	1974-1975
Bostic	Leslie	1953	Corbitt	Mike	1997-1998	Ferrell	Ron	1966-1967	Harris	Morgan	1959-1960	Kahler	Daniel	1991
Bowden	John	1990-1991	Cotton	Josh	2002-2003	Ferrer	Joe	1979	Harrison	Skip	1997-1998	Keelan	Johnny	1999-2002
Bowen	Jene		Covington	Ron	1974-1975	Fields	Carl	1959	Hatch	Alston	2003-2006	Kelly	Daryl	1992-1993
Bowes	Patrick	2004-2005	Cox	Kent	1993-1996	Finch	Rob	2001-2004	Hatchel	Martin	1976	Kernodle	John	1953
Brake	Thomas	1951-1953	Crandall	Ryan	1993	Fisher	Edward	1966-1967	Hawes	Adam	1999-2002	King	Tilman	1962
Braswell	Brian	2007-Present	Cranmer	Paul	1958	Fisher	Kenny	1981-1982	Hawkey	Austen	2005-2006	Kingsbury	Willy	1993-1996
Brame	Cliff	2001-2003	Crater	Matt	2000	Fitzgerald	Jay	1978-1979	Hawkins	John	1978	Kleweno	Matt	2000-2003
Brewer	Kenneth	1954	Creech	Jimmy	1988-1989	Fitzgerald	Mark	1993-1994	Hawley	Ron	1970-1970	Knowles	Gordon	1965-1966
Bridgers	Heath	2005	Creech	Joe	1956-1957	Fleming	Jimmy	1960	Hedgepeth	Frank	1973-1975	Koonce	Calvin	1960-1961
Brigman	Archie	1948	Crew	Dan	1980-1983	Fletcher	Rudy	1978	Hein	Joe	1976	Koonce	Charles	1961-1964
Brinson	Dennis	1992-1995	Croom	Jud	1970-1972	Floyd	Carlton	2006-Present	Heintzelman	Kent	1972	Kotroco	Tim	1982-1983
Britt	Jim	1975-1978	Culp	Bill	1954	Floyd	Frank	1973-1976	Hendrix	J.C.	1989-1992	Krandel	Mickey	1982-1985
Brooks	Ron	1980-1981	Culpepper	Tommie	1987-1988	Forbes	David	2004-2006	Hepler	Wes	1999-2002	Krause	Dan	1997-2000
Brown	Jason	2002-2004	Cummings	Kevin	1991-1992	Ford	Hunter	2007-Present	Herring	Blake	2006-2007	LaCates	Wesley	1966
Brown	Jeff	1973	Cupka	Darien	1971	Forehand	Brian	1966-1967	Herring	Ed	1973-1974	Lambeth	Scott	1973
Brown	Joe	1961-1964	Curlee	Paul	1993	Fountaine	Tom	1972	Herring	Morris	1946	Landtiser	Rob	1991

# ALL TIME ROSTER

Langley	Carl	2002	Meng	Rob	2007	Powell	Allen	1954-1955	Shelley	Bruce	1955-1956	Vickery	Keith	1988-1991
Lardin	A.J.	2001	Meinke	Dave	1976	Powell	Glenn	1955	Shelley	Grady	1958-1959	Vogel	Jim	1978-1979
Lasater	Robert	1949	Melvin	Charles	1948-1949	Powell	Steve	1973	Simmons	Bobby	1991	Wade	Andy	1999-2002
Law	Mark	1988-1991	Melvin	Willie	1986	Price	Jack	1971	Small	Billy	1956	Waggett	Blair	2006
Leasure	David	1965	Micoff	Jon	1999-2000	Price	Grant	2004	Small	Hank	1971-1974	Wagner	Chris	1988-1991
LeBlanc	Brendan	1995-1996	Mikles	Donald		Pridgen	Randy	1963	Smart	Jim	1976-1978	Waldecker	Joe	2005-2006
Ledford	Jack	1989-1991	Miller	Aaron	1995-1997	Priest	Andy	1992-1995	Smith	Bryan	1978-1979	Walker	Bobby	1967
Lee	Don	1972-1973	Miller	David	1963-1966	Priest	Mike	2004-2006	Smith	Butch	1973	Walker	Doug	1970-1972
Lee	Edison	2001	Miller	Lincoln	1984-1987	Prince	Mark	1957-1958	Smith	Daniel	2005-2007	Walker	Johnathan	2006
Lee	Eric	1997-1998	Miller	Ward	1970	Pritchard	Charlie	1959-1960	Smith	Larry	1956	Wall	Chip	2006
Lee	Jamie	1992-1993	Milton	Kenny	1986-1989	Pugh	Aaron	2000-2001	Smith	Lincoln	2005-2006	Walters	David	1986
Lehman	Jared	2006-Present	Minei	Katsufumi	1989-1990	Pulley	William	1949	Smith	Trevor	2007-Present	Walters	Steve	1978-1980
Lehmann	George	1960	Mitta	Chris	1986-1988	Pulliam	Bill	1967-1970	Smothers	Nick	1953-1954	Warford	George	1960
LeSage	Quinn	2006-2007	Monds	Angus	1955	Quick	Gerald	1958-1959	Snover	Eric	1998	Warren	Chris	1995-1998
Letizia	Charlie	1987-1988	Monger	Mike	1995-1998	Quick	Travis	1998	Spain	Steve	1981	Warren	James	1951
Lewis	Bob	1965	Monteith	Andy	1997	Raba	Scott	1995	Spell	Raymond	1991-1994	Warren	Marty	1983-1985
Lewis	John	1978	Montgomery	Tom	1979-1983	Randol	Jeff	2004-2006	Spencer	Bobby	1956	Warrick	Dave	1978-1979
Lilley	Joseph	1951	Moody	Dennis	1970-1972	Rappa	Paul	1976	Spicer	Bobby	1980-1983	Waters	Keith	1978-1979
Lilly	Justin	2007-Present	Moody	Derrick	1989	Raynor	Eric	1989	Spraker	David	1948	Watlington	John	2007-Present
Lippert	John	1975-1976	Morris	Jimmy	1959	Redman	Andy	2004	Stancil	Bradley	2001	Weaver	Buddy	1963
Little	Jim	1992	Morton	Darrel	1980	Reeves	Ray	1959	Stancil	Jim	1965	Weaver	Dennis	1970-1971
Little	Mark	1974-1976	Morykon	Mac	2004	Reges	James	1948	Stanley	Ed	1990-1993	Weir	Mike	1993-1994
Littlefield	Matthew	1997	Mouton	Daniel	2001	Regner	Steve	1982-1983	Stanley	Pearson	1949	Welch	Charlie	1970
Lockamy	Albert	1978-1980	Mumford	Hugh	1963-1965	Reinstette	Rob	1998	Stanley	Robert		Welsh	Gordon	1958
Logan	Nate	2004-2006	Murdock	Jack	1994	Reiland	Luke	2005-2006	Stanley	Warren	1953	Wenzel	William	1951
Long	Bobby		Murphy	Danny	1984-1988	Reynolds	Mark	1971-1973	Stephenson	Joe	1981-1984	West	Danny	1970-1971
Lotierzo	Tony	1975	Murray	Pat	2000-2003	Richardson	Larry	1962-1965	Stevens	Bonnie	1962	Westbrook	Bert	1951-1953
Lowry	Blake	2007-Present	Mustain	Eugene		Riddick	Thomas	1966	Stevens	Charlie	1997-1998	Wharton	Bob	1991-1993
Lucas	Gerald	1955	Naumann	Tony	1976	Riddle	John	1962	Stevens	Edward	1966	Wheeler	James	1954
Lucas	Jon	1987-1990	Nestor	Joe	1992-1995	Rispoli	Tom	2002-2004	Stevens	James	1948	White	James	1983-1986
Lupia	Joseph	1967	Newman	Bryce	1970	Rizer	Larry	1963-1965	Stewart	Thomas		Whitehead	Lonnie	2003-2006
Lyerly	Rob	2007-Present	Nichelson	Bob	1982	Robbins	Jack	1961-1962	Stone	Bari	1966	Whitehurst	John	1972-1973
Lynch	Archie	1949	Nixon	Wade	1956	Roberts	Danny	1954-1955	Stovall	Jeff	2003	Wiley	Chris	1999-2003
Lynch	Tom	1982-1985	Oakley	Al	1960	Roberts	Ken	1961	Stovall	Rodney	1982-1985	Wilkerson	Jason	1998-1999
MacKenzie	Bob	1970	Oakley	Brad	1990	Rochelle	Henry	1985-1988	Strickland	Philip	2003-2005	Wilkes	Bill	1982-1985
Maddocks	Josh	1993-1994	Oakley	Dewey	1954	Roger	Stan	1990-1993	Strickland	Terry	1981	Willett	Fred	1963-1966
Mallette	Mark	1990	Oakley	Larry	1970	Rogers	Jack	1991	Styless	Fred	1967	Williams	Bracky	1953-1954
Maness	Gene	1957	Onstott	Vince	1988	Rogers	Tommy	1993-1996	Suitt	Preston	1961	Williams	Gary	1979
Maness	Len	1953-1954	O'Quinn	Jared	2002-2005	Royal	Danny	1964	Summerlin	Gene	1978-1980	Williams	Herb	1980-1982
Mangino	Vinny	1984-1987	Outlaw	Chris	1989	Rudisill	Steve	1978-1979	Talley	Arthur	1961	Williams	Jerry	1995-1996
Mangum	Tommy	1960	Overby	Alvis	1951	Rush	Jodie	1970	Tanner	Doug	1979-1980	Williams	Mitch	2001-2002
Maning	Kenneth	1962	Palentchar	Bob	1986-1989	Russell	LeGrande	1989	Taylor	Brad	1992-1994	Williams	Roger	
Mann	Max	1978	Panella	Tony	1996	Russell	Robert	1967	Taylor	Jerry	1973-1974	Williams	Steve	1971
Manukas	Pete	1996	Parker	Roy	1946	Ryskamp	Jim	1978	Taylor	Paul	1949	Williams	Steve	1976-1978
Marbell	Tim	1978-1980	Pate	C.D.	1955	Sabatino	Steve	1991-1992	Taylor	Walter	1946	Wilmouth	Skip	1970
Marcano	Robert	1997-1998	Pate	Sandy	1956	Safran	Stephen	2000-2001	Terrill	Dave	1976-1979	Wilson	Barry	1986-1989
Marek	Matt	2005-2006	Payton	Scott	1990-1993	Saich	Chris	1994-1997	Terrill	Matt	2004-2005	Wilson	Chris	1992
Marsh	Lester	1946	Peavey	Bill	1978	Salefsky	Larry	2005	Tew	Dickie		Wilson	Donald	1958
Martinez	Matt	2007-Present	Peede	Warren	1960-1961	Sanderlin	Jonathan	2000-2003	Thomas	Henry	1972-1973	Wineke	Mike	1999-2002
Mason	Shawn	1985	Pegram	Ronald	1960-1961	Sanders	Barry	1976	Thomas	J.T.	1995-1998	Wood	Bobby	1955
Matthews	Mike	1978-1979	Percifield	Mark	1974-1976	Sanders	John	2002-2003	Thomas	John	1959	Wood	Jerry	1958
Matthews	Todd	2005-2007	Percise	Donald	1951	Sanderson	James	1953-1954	Thompson	Don	1966	Wood	Van	1964-1966
May	Kenny	1980-1981	Percise	Ronald	1951-1953	Sasser	Charles	1946	Thompson	Jerry	1973	Woodfin	Fred	1955-1956
Mayo	David	1959-1960	Perkins	Mike	1992	Satterfield	Cory	1985-1988	Thornton	Steve	1972	Worley	Kevin	1998
McCall	Grundy	1970	Perry	Calvin	1949	Saul	Sammy	1991	Thorp	Brad	1978-1979	Wright	Jacob	2005-2006
McCall	Jim	1959-1960	Perry	James	1956	Savage	Brad	1991-1993	Tippett	Jimmy	1960-1963	Wright	Joe	1959-1960
McCaskill	Matt	2001	Phillips	Justin	2005-2006	Schofield	Rick	1979	Toffey	Joe	1984	Wyche	Al	1971
McCauley	Jim	1976	Pittman	Clayton	2006	Schouten	Josh	1991-1992	Toner	Mo	1978	Wyche	Bob	1996
McCullough	Denver	1970-1971	Pittman	Hilton	2003	Schwartz	George	1970-1972	Topal	Jordan	2003-2005	Wyso	Brent	1995-1996
McDaniel	Eugene	1951-1952	Pleasant	Jeremy	1994-1995	Scott	Brandon	2005-Present	Townsend	Towny	1974	Yates	Brandon	2003
McDonald	Bryan	1983-1984	Pollard	Kirk	1979-1981	Scott	Derrick	1999-2002	Tremiere	Brad	1994-1997	Yentsch	Jeff	1971
McDonald	Jim	2005	Poole	Shaun	2000-2001	Sears	Keith	1997-2000	Trexler	Tim	1985-1988	York	Brandon	2007
McGraw	Tom	1988-1991	Pope	Bobby	1961-1963	Seel	John	1975	Tucker	Terry	1987-1990	Young	Bob	1970-1971
McLamb	Johnny	1976-1978	Pope	Brent	1984	Semmens	Brian	1989-1991	Tungstall	Tommy	1960-1962	Young	William	1967
McLawhorn	Taylor	2001	Popp	Nick	2004	Seward	Greg	1998	Turner	Jimmy	1963-1965			
McLean	Fred	1972	Porosky	Chris	1992-1996	Sexton	Charles	1949	Ullman	Bob	1975			
McLean	William	1995-1998	Posey	Bob	1982-1986	Sexton	Tyler	2004-2005	Urban	Chuck	1984-1985			
McMillen	Al	1972-1974	Posey	John	1984-1986	Shaw	Calvin	1962-1964	Vaughan	Mike	1979			
McRae	Al	1970-1971	Poteat	James	1967	Shearin	George	1948	Vernon	Rob	2005			



# YEAR-BY-YEAR RESULTS

14	Fayetteville State	4
5	at High Point	6
5	at Elon	1
11	at Elon	8
0	at Atlantic Christian	6
2	at Methodist	3
7	Methodist	8
1	at Pembroke State	6
10	Shaw	8
5	UNC Wilmington	7
16	at Shaw	5
3	Pembroke State	2
9	at St. Andrews (forfeit)	0
2	at UNC Wilmington	2
3	Atlantic Christian	8
2	East Carolina	6 (14)
2	UNC Wilmington *	4
3	Methodist *	8

NAIA District 29 Tournament

## 1976 (11-24)

CU	Opp.	
4	at Georgia Southern	6
4	at Georgia Southern	6
3	at Armstrong State	1
1	at Jacksonville	13
3	at Jacksonville	4
9	at Armstrong State	0
3	at Francis Marion	2
2	at Wake Forest	13
6	North Carolina St.	9
5	Salisbury State	12
7	Salisbury State	0
4	Glassboro State	6
0	at North Carolina St.	4
3	at North Carolina St.	4
3	East Carolina	5
5	Western Connecticut	4
6	Western Connecticut	3
3	Western Connecticut	2
5	Atlantic Christian	14
10	High Point	12
9	Elon	8
5	Elon	12
7	Methodist	6
2	Methodist	8
5	UNC Wilmington	14
0	at Pembroke State	5
9	Pembroke State	10
0	at The Citadel	9
12	Liberty Baptist	18
4	at UNC Wilmington	6
2	at Atlantic Christian	3
9	Virginia State *	1
1	UNC Wilmington *	3
10	Virginia State *	6
1	UNC Wilmington #	6

\* NAIA District 29 Tournament

# NAIA District 29 Championship

## 1977 (16-17)

CU	Opp.	
5	at Duke	3
2	East Carolina	4
5	Liberty Baptist	1
19	Shaw	0
3	Salisbury	2
3	Salisbury	6

3	at No. Carolina Wesleyan	1
11	at No. Carolina Wesleyan	1
5	at High Point	19
9	at North Carolina St.	11
2	at North Carolina St.	4
3	at North Carolina St.	5
8	Virginia State	6
4	Virginia State	3
0	at Liberty Baptist	5
4	at Liberty Baptist	3
11	at Liberty Baptist	4
2	at Elon	8
2	at Elon	3
3	at East Carolina	6
2	at East Carolina	4
1	at UNC Wilmington	2
27	St. Andrews	3
2	Pembroke State	5
3	at Methodist	2
5	at Methodist	3
17	Atlantic Christian	7
6	at Pembroke State	7
4	High Point	5
3	at UNC Wilmington	7
2	at Atlantic Christian	1
3	Pembroke State *	7
3	Atlantic Christian *	4

\* NAIA District 29 Tournament

## 1978 (12-15)

CU	Opp.	
5	at Newberry	13
0	at Erskine	2
3	at The Citadel	6
1	at South Carolina	6
5	at South Carolina	4
3	at Georgia Southern	6
1	at Georgia Southern	7
6	at North Carolina	4
2	Case Western Reserve	9
6	Duke	3
1	East Carolina	3
9	East Carolina	5
0	Westfield State	4
3	Westfield State	7
6	Indiana (PA)	4
5	North Carolina St.	4
7	at Pembroke State	4
21	at North Carolina St.	7
8	UNC Wilmington	18
5	No. Carolina Wesleyan	2
4	No. Carolina Wesleyan	5
13	Methodist	16
8	Pembroke State	4
9	at Methodist	15
6	at East Carolina	13
4	at East Carolina	11
11	Atlantic Christian	7

## 1979 (17-20-1)

CU	Opp.	
3	at Erskine	5
2	at Erskine	3
7	at Newberry	14
3	at Armstrong State	7
4	at Armstrong State	0
1	at Georgia Southern	12
7	at Georgia Southern	12

2	at South Carolina	1
2	Catawba	5
11	Catawba	0
6	Salisbury State	16
7	Salisbury State	2
3	Wake Forest	1
4	Wake Forest	30
7	Western Carolina	3
5	Western Carolina	12
7	at UNC Charlotte	0
2	Ohio	4
3	Ohio	2
8	at Pembroke State	9
7	at Pembroke State	5
5	at Methodist	4
3	North Carolina St.	6
3	North Carolina	12
12	at Wingate	12
11	St. Andrews	4
2	at East Carolina	5
3	at UNC Wilmington	6
1	at Atlantic Christian	5
15	at Atlantic Christian	11
4	UNC Charlotte	3
6	at North Carolina	8
3	Towson State	9
3	Wingate	2
7	UNC Wilmington	4
5	Methodist	3
2	at North Carolina St.	3
3	East Carolina	2

## 1980 (18-18)

CU	Opp.	
1	at The Citadel	11
6	at Armstrong State	1
2	at Armstrong State	6
3	at Georgia Southern	5
4	at Francis Marion	5
2	Western Carolina	4
14	Appalachian State	3
9	Appalachian State	6
8	Appalachian State	4
9	Appalachian State	20
3	Eastern Connecticut	10
5	Pembroke State	4
13	North Carolina	8
13	at Methodist	2
0	Baptist	5
1	Baptist	5
13	Baptist	1
3	Fairfield	2
8	Towson State	1
11	at St. Andrews	2
5	at Western Carolina	12
3	at Western Carolina	4
6	at UNC Charlotte	7
0	East Carolina	6
7	at Pembroke State	2
9	UNC Wilmington (forfeit)	0
3	Davis & Elkins	2
3	Davis & Elkins	2
22	Atlantic Christian	4
17	at No. Carolina Wesleyan	4
1	at North Carolina	20
7	at Atlantic Christian	8
8	Methodist	7
3	at UNC Wilmington	7

15	UNC Charlotte	6
9	UNC Charlotte	11

## 1981 (20-25)

CU	Opp.	
4	at Armstrong State	0
4	at Armstrong State	0
8	Furman #	9
10	at Stetson	11
8	at Stetson	11
0	at Georgia Southern	14
3	at Georgia Southern	9
13	Pembroke State	2
8	Richmond	18
11	Richmond	4
9	John Carroll	2
5	John Carroll	4
4	at Baptist	5
0	at Baptist	2
6	Eastern Connecticut	21
17	Eastern Connecticut	11
6	Virginia	11
7	Western Carolina	6
8	Western Carolina	10
11	Pittsburgh (Johnstown)	6
23	Pittsburgh (Johnstown)	4
4	Princeton	3
2	Princeton	1
9	at UNC Charlotte	1
6	at UNC Charlotte	3
1	North Carolina	5
5	East Carolina	7
2	East Carolina	13
21	at Pembroke State	4
3	UNC Wilmington	1
2	UNC Wilmington	7
5	Baptist	4
9	Baptist	9
4	Baptist	10
4	at UNC Wilmington	7
1	at UNC Wilmington	10
7	North Carolina St.	8
1	at North Carolina	4
1	at East Carolina	2
9	at East Carolina	2
9	at East Carolina	0
5	UNC Charlotte	7
9	at Davidson	2
5	at Western Carolina	10
7	at Western Carolina	12

# Played in DeLand, Fla.

## 1982 (27-13)

CU	Opp.	
1	at Georgia	16
11	at Georgia Tech	12
2	at Clemson	6
1	at Clemson	11
8	at Baptist	12
11	Sacred Heart	4
2	Wake Forest	3
5	North Carolina St.	3
13	Elon	5
16	John Carroll	3
18	Case Western Reserve	0
3	Western Carolina	2
11	Western Carolina	1
4	Davis & Elkins	5

13	Davis & Elkins	9
4	Buffalo	1
7	Buffalo	2
16	Buffalo	4
18	Eastern Connecticut	9
22	Allegheny	6
1	UNC Wilmington	2
5	UNC Wilmington	4
10	at North Carolina St.	4
2	North Carolina	6
6	at UNC Wilmington	8
10	at UNC Wilmington	2
12	at Wake Forest	13
16	at North Carolina	9
13	East Carolina	5
7	at Augusta	3
7	at Augusta	2
14	Baptist	7
13	Baptist	4
2	at East Carolina	1
0	at East Carolina	7
8	UNC Charlotte	6
11	Atlantic Christian	5
11	at UNC Charlotte	8
3	at Western Carolina	6
2	at Western Carolina	14

## 1983 (22-15-1)

CU	Opp.	
3	at Georgia	4
6	at Georgia	2
8	North Carolina St.	10
3	North Carolina St.	3
13	UNC Charlotte	3
4	Towson State	0
5	Stetson +	4
1	James Madison +	4
16	Georgetown +	2
5	Stetson +	7
6	Georgetown +	4
0	James Madison +	1
3	Stetson +	4
10	Georgetown +	3
13	Western Carolina	8
3	Western Carolina	9
24	George Mason	3
7	East Carolina	1
3	at Atlantic Christian	16
3	Atlantic Christian	2
15	Buffalo	9
6	Buffalo	1
6	at Western Carolina	1
5	at Western Carolina	8
7	North Carolina	2
6	at North Carolina St.	3
13	at North Carolina St.	16
4	Liberty Baptist	6
8	Liberty Baptist	4
10	at UNC Charlotte	9
2	at UNC Wilmington	1
14	at UNC Wilmington	3
10	at East Carolina	3
7	at East Carolina	8
6	UNC Wilmington	14
5	UNC Wilmington	6
5	Atlantic Christian	0
3	Atlantic Christian	2

+ Stetson Invitational at DeLand, Fla.

# YEAR-BY-YEAR RESULTS

## 1984 [24-15]

CU	Opp.	
2	at Georgia	4
12	at Georgia	8
4	at Coastal Carolina	1
1	at Coastal Carolina	6
1	Richmond	7
3	East Carolina	8
6	UNC Charlotte	3
7	William & Mary	4
11	William & Mary	0
13	St. Augustine's	6
11	George Mason	6
9	Western Carolina	1
3	Western Carolina	2
0	Western Carolina	4
21	West Liberty State	1
13	Eastern Kentucky	12
7	Northwestern	2
7	Northwestern	2
8	Northwestern	7 (10)
4	Buffalo	6
19	Buffalo	5
17	Buffalo	11
17	at Atlantic Christian	2
0	at North Carolina St.	8
5	at UNC Wilmington	4
2	at UNC Wilmington	5
4	at UNC Wilmington	0
3	at Richmond	4 (11)
25	Atlantic Christian	1
12	North Carolina St.	14
6	at Western Carolina	1
5	at Western Carolina	6
3	at William & Mary	9
3	at William & Mary	10
5	UNC Wilmington	2
6	UNC Wilmington	5
3	UNC Wilmington	10
3	at UNC Charlotte	5
14	Pembroke State	11

## 1985 [32-17]

CU	Opp.	
2	at North Carolina	10
18	Coastal Carolina	17 (10)
12	Wake Forest	15 (10)
9	at Augusta	6
15	at Augusta	10
6	at Georgia	7
4	at Baptist	9
16	at Baptist	14
0	at Baptist	2
8	Clemson	7
12	Western Carolina	4
7	Western Carolina	4
8	Western Carolina	5
14	Western Carolina	27
10	Rhode Island	14
5	Rhode Island	9
5	at Winthrop	15
15	Maryland	8
13	Maryland	6
21	Vermont	7
1	at Wake Forest	2
5	at Western Carolina	12
6	at Western Carolina	2
13	Augusta	3

3	Augusta	6
38	Radford	0
15	UNC Wilmington	4
16	UNC Charlotte	14
11	Buffalo	0
8	Buffalo	5
15	Winthrop	2
11	Buffalo	5
5	at Liberty Baptist	4
6	at Coastal Carolina	2
8	North Carolina	17
13	at UNC Wilmington	4
6	7 at UNC Wilmington	5
3	at UNC Charlotte	5
9	at UNC Asheville (forfeit)	0
14	at Radford	1
7	Liberty Baptist	6 (13)
6	UNC Wilmington	10
20	UNC Asheville	6
5	East Carolina	4
3	at East Carolina	2
5	Armstrong State *	6
10	Columbus *	5
11	Armstrong State *	5
5	Winthrop *	12

\* Big South Tournament at Buies Creek, N.C.

## 1986 [31-20]

CU	Opp.	
9	at Georgia	21
4	at Georgia	10
3	at Augusta	12
5	at Augusta	7
6	7 at Clemson	5
1	Western Carolina	9
8	Western Carolina	11
7	Western Carolina	4
2	Western Carolina	4
5	Rhode Island	6
7	Rhode Island	12
8	UNC Asheville	1
5	UNC Asheville	7
5	Maryland	7
11	Yale	8
10	Yale	4
8	Kent State	10
16	St. Bonaventure	1
10	St. Bonaventure	1
3	at UNC Wilmington	4
7	Liberty	4
23	Buffalo	2
13	Buffalo	8
6	Winthrop	4
5	Winthrop	3
6	Winthrop	5
19	Radford	1
13	Radford	3
3	Radford	1
9	UNC Charlotte	8
16	UNC Wilmington	5
7	at Coastal Carolina	5 (10)
7	Coastal Carolina	11
3	at Winthrop	10
2	at Winthrop	5
12	at Winthrop	10
7	UNC Wilmington	11
13	at Western Carolina	11
16	at Western Carolina	7

14	at Radford	7
13	at Radford	4
9	at Radford	1
2	at UNC Wilmington	0
19	North Carolina	5
10	at UNC Asheville	9
7	at UNC Asheville	2
16	at UNC Asheville	2
7	at North Carolina	8 (11)
6	at UNC Charlotte	3
4	Coastal Carolina *	5
4	Winthrop *	6

\* Big South Tournament at Augusta, Ga.

## 1987 [25-20]

CU	Opp.	
7	at Georgia	8
0	at Georgia	10
7	at Western Carolina	9
3	at Western Carolina	5
14	Radford	6
11	Radford	3
4	Western Carolina	7
11	Western Carolina	8
7	Western Carolina	2
10	Coastal Carolina	8
13	Rhode Island	9
10	Rhode Island	8
12	UNC Wilmington	11
8	Duke	2
14	Buffalo	7
6	at Wake Forest	8
2	North Carolina	18
4	Kent State	1
6	Eastern Illinois	4
3	Eastern Illinois	4
6	Eastern Illinois	10
11	UNC Asheville	1
13	UNC Asheville	4
5	at Duke	4
2	Winthrop	14
10	Winthrop	5
14	Wake Forest	6
5	at UNC Charlotte	8
4	at Winthrop	3
4	at Winthrop	15
4	at UNC Wilmington	6
11	UNC Wilmington	13
9	at Radford	2
6	at Radford	3
2	at UNC Wilmington	8
2	Liberty	4
9	Liberty	1
5	Florida Atlantic	11
15	at Augusta	2
1	8 at Augusta	3
11	at Coastal Carolina	7
8	at North Carolina	5
9	North Carolina Wesleyan	10
8	Coastal Carolina *	9
1	Winthrop *	8

\* Big South Tournament at Buies Creek, N.C.

## 1988 [10-32]

CU	Opp.	
8	The Citadel +	6
0	Georgia Southern +	13
1	Mercer +	7
6	at South Alabama	16
1	at South Alabama	5
3	at Auburn	5
3	at Georgia	4 (10)
8	at Baptist	9
0	at Baptist	7
5	at Radford	10
4	at Radford	5
2	at Radford	3
2	at Liberty	11
5	at Liberty	10
2	Kent State	4
3	Kent State	5
1	at UNC Wilmington	3
9	Winthrop	3

## 1988 [32-16]

CU	Opp.	
9	at Georgia	4
10	at Georgia	8
0	at South Carolina	10

1	at South Carolina	2
5	at Western Carolina	15
6	at Western Carolina	2
6	UNC Asheville	1
12	UNC Asheville	3
6	UNC Asheville	3
2	Western Carolina	7
9	Western Carolina	1
10	Western Carolina	9
9	Radford	0
5	Radford	6
6	Radford	5
11	Vermont	4
5	UNC Wilmington	4
5	Baptist	15
4	Baptist	3
6	Cleveland State	4
7	at East Carolina	4
6	Cleveland State	8
5	at Winthrop	2
2	at Winthrop	3
0	at Winthrop	1
5	Baptist	1
4	at UNC Wilmington	0
6	Wake Forest	8
4	at Augusta	1
3	at Augusta	4
13	at Augusta	1
5	at Virginia	6
10	at Liberty	4
11	UNC Wilmington	0
21	Atlantic Christian	11
2	at Coastal Carolina	4
2	at Coastal Carolina	13
0	at Coastal Carolina	5
7	Liberty	1
2	at Atlantic Christian	1
8	Baptist *	6 (12)
6	Coastal Carolina *	5 (10)
17	Baptist *	0
3	at Wake Forest	2
8	North Carolina Wesleyan	7
7	North Carolina Wesleyan	5
9	North Carolina Wesleyan	3
2	at North Carolina	7

\* Big South Conference Tournament at Buies Creek, N.C.

## 1989 [10-32]

CU	Opp.	
8	The Citadel +	6
0	Georgia Southern +	13
1	Mercer +	7
6	at South Alabama	16
1	at South Alabama	5
3	at Auburn	5
3	at Georgia	4 (10)
8	at Baptist	9
0	at Baptist	7
5	at Radford	10
4	at Radford	5
2	at Radford	3
2	at Liberty	11
5	at Liberty	10
2	Kent State	4
3	Kent State	5
1	at UNC Wilmington	3
9	Winthrop	3

4	Winthrop	3
4	Winthrop	3
2	at North Carolina	6
5	UNC Wilmington	6
0	at UNC Charlotte	2
4	at Western Carolina	0
1	at Western Carolina	4
4	at UNC Asheville	19
3	at UNC Asheville	1
2	at UNC Asheville	7
6	at Baptist	0
5	9 at South Carolina	12
3	at Wake Forest	7
3	Coastal Carolina	10
8	Coastal Carolina	3
5	Coastal Carolina	3
1	at UNC Wilmington	5
0	at UNC Wilmington	3
4	Augusta	5
3	Augusta	0
4	Richmond	5
0	Richmond	6
1	Central Florida	4
1	Central Florida	8

+ Great Savannah Shootout at Savannah, Ga.

## 1990 [15-33]

CU	Opp.	
5	at South Carolina	13
3	Atlantic Christian	8
11	Pfeiffer	9
0	The Citadel	4
6	at Georgia Tech	8
4	at Georgia	6
2	at Georgia	10
0	at UNC Charlotte	11
0	at Winthrop	8
9	at Winthrop	3
15	at Winthrop	5
10	Wake Forest	4
7	Radford	4
1	Princeton	3
1	Princeton	5
11	Princeton	12
2	East Carolina	5
1	UNC Asheville	18
1	UNC Asheville	2
3	UNC Asheville	9
5	UNC Wilmington	8
7	UNC Wilmington	8
0	North Carolina	3
7	North Carolina Wesleyan	8
4	at UNC Wilmington	11
8	at Coastal Carolina	14
1	at Coastal Carolina	7
3	at Coastal Carolina	9
1	at Wake Forest	6
7	at Virginia	11
5	at Richmond	3
10	at South Carolina	16
5	Baptist	4
0	Baptist	1
4	Baptist	0
1	at North Carolina	9
3	at East Carolina	17
4	Richmond	2
13	at Augusta	12

# YEAR-BY-YEAR RESULTS

8	at UNC Wilmington	4
6	at Georgia Southern	10
4	at Clemson	8
12	Baptist *	4
7	Radford *	3
2	Winthrop *	1
5	Coastal Carolina *	2
0	Stanford #	7
7	Southern Illinois #	8

\* Big South Tournament at Conway, S.C.  
# NCAA West I Regional at Palo Alto, Calif.

## 1991 [11-40-1]

CU	Opp.	
1	North Carolina	11
2	Davidson	5
8	Davidson	7
7	Davidson	6
3	at The Citadel	16
5	at Auburn	4
4	at Auburn	15
4	at Georgia	12
1	at Georgia	11
6	at Georgia	7
7	James Madison	12
3	James Madison	2
4	William & Mary	5
0	UNC Wilmington	17
2	Coastal Carolina	3
2	Coastal Carolina	5
0	Coastal Carolina	9
6	The Citadel	6
4	Towson State	6
12	Towson State	8
7	Winthrop	8
10	Winthrop	3
2	Winthrop	3
5	Maryland	14
3	at Richmond	5
13	at Barton	11
7	at Barton	12
3	at Liberty	6
6	at Liberty	8
2	at Virginia	8
1	at UNC Wilmington	3
6	at UNC Asheville	3
7	at UNC Asheville	8
7	Wake Forest	3
5	at South Carolina	8
1	Augusta	2
5	Augusta	6
3	at UNC Greensboro	9
1	at Wake Forest	10
5	at North Carolina	6
0	at Charleston Southern	2
3	at Charleston Southern	2
5	East Carolina	13
4	North Carolina Wesleyan	6
8	at Radford	9
1	at Radford	12
6	at Radford	7
5	at East Carolina	7
6	Richmond	5
3	Coastal Carolina *	7
4	Radford *	5

\* Big South Tournament at Conway, S.C.

## 1992 [16-38-1]

CU	Opp.	
2	at East Carolina	5
2	at North Carolina	6
20	Liberty	10
6	Liberty	2
5	Liberty	3
17	at Jacksonville	6
2	Eastern Michigan #	4
4	at South Florida	11
2	at Florida Southern	20
2	at Eckerd	3
8	Indianapolis #	0
3	at South Carolina	14
7	at Barton	8
8	Barton	2
2	at Davidson	7
7	William & Mary	10
2	North Carolina	9
12	East Carolina	13
12	UNC Asheville	7
3	UNC Asheville	1
7	UNC Asheville	8
4	Virginia	1
4	Towson State	2
2	Towson State	2
12	at Winthrop	3
7	at Winthrop	10
7	UNC Wilmington	2
18	Radford	11
8	Radford	13
3	Radford	11
5	at Methodist	12
4	at Va. Commonwealth	15
3	at Richmond	10
3	Wake Forest	12
8	at UNC Greensboro	12
5	Methodist	2
3	at No. Carolina Wesleyan	8
6	at Coastal Carolina	8
0	at Coastal Carolina	6
1	at Coastal Carolina	14
1	East Carolina	6
5	Charleston Southern	4
9	Charleston Southern	8
3	Charleston Southern	7
5	at William & Mary	7
5	at UNC Wilmington	6
1	at Wake Forest	30
0	St. Andrews	2
5	at Duke	11
3	Richmond	6
2	at East Carolina	15
2	at Maryland	7
1	at Maryland	7
4	Winthrop *	11
3	Winthrop *	8

\* Big South Tournament 1st round at Rock Hill, S.C.  
# Played at Lakeland, Fla.

## 1993 [17-33]

CU	Opp.	
6	East Carolina	7
2	at UNC Greensboro #	13
6	Virginia Commonwealth	8
6	at South Carolina	14

2	Old Dominion	7
9	at Furman	8
10	Liberty	13
10	Liberty	4
3	Liberty	4
2	St. Louis	19
6	Barton	8
2	Ball State	6
10	High Point	7
3	UMBC	11
2	UMBC	3
14	Marist	6
6	Marist	4
5	at Fairfield	10
6	The Citadel	7
8	at UNC Asheville	6
7	Wake Forest	6 (10)
6	UNC Wilmington	11
2	at East Carolina	11
7	at Barton	15
11	Winthrop	10
3	Winthrop	8
10	Winthrop	3
10	at North Carolina	12
12	at High Point	7
1	Coastal Carolina	3
12	Coastal Carolina	7
9	Coastal Carolina	8
3	at Radford	6
3	at Radford	1
8	at Old Dominion	14
5	North Carolina State	6
2	at The Citadel	6
5	at Charleston Southern	3
3	at Charleston Southern	4
8	at Duke	5
2	at East Carolina	4
5	at UNC Wilmington	6
11	UNC Greensboro	7
3	at Towson State	6
2	at Towson State	3
1	at Towson State	14
5	at Virginia	10
0	at North Carolina State	10
9	Mount Olive	8
9	Erskine	14

# at Burlington, NC

## 1994 [16-38]

CU	Opp.	
12	at Florida International	2
0	at Florida International	3
4	at Florida International	5
4	UNC Wilmington	3
10	North Carolina	11
0	USC Aiken	8
2	at North Carolina	6
3	at UNC Charlotte	6
6	at Barton	8
16	at Coastal Carolina	17
2	at Coastal Carolina	5
8	at Coastal Carolina	14
2	Yale	6
8	Yale	17
8	Towson State	9
1	Towson State	4
5	Towson State	1
10	Marist	7

6	Richmond	10
5	Marist	4 (11)
9	Radford	12
3	Radford	5
8	Radford	9
8	at Duke	9
2	North Carolina State	3
13	UNC Asheville	5
6	UNC Asheville	2
6	UNC Asheville	1
4	at Virginia	14
5	at Richmond	6
0	The Citadel	8
4	East Carolina	3 (10)
5	Charleston Southern	3
4	Charleston Southern	6
9	Charleston Southern	4
1	at UNC Wilmington	9
6	at The Citadel	10
2	at UMBC	4
3	at UMBC	1
5	at UMBC	4
0	UNC Charlotte	7
4	at Liberty	15
4	at Liberty	9
2	at Liberty	0
0	at East Carolina	1
0	at Davidson	12
6	1 at Winthrop	4
1	at Winthrop	4
13	at Winthrop	4
6	at North Carolina State	7
3	Wake Forest	6
6	at Wake Forest	16
8	at UNC Greensboro	1
4	at UNC Greensboro	5
0	at UNC Greensboro	8

## 1995 [26-29]

CU	Opp.	
3	Florida Atlantic	8
3	Florida Atlantic	7
0	Florida Atlantic	2
6	UNC Wilmington	12
4	North Carolina	5 (12)
5	at Southeastern Louisiana	9
4	at Southeastern Louisiana	1
5	at Southeastern Louisiana	6
3	Centenary	1
0	Centenary	1
4	Centenary	5
9	Wake Forest	4
2	Davidson	1
7	at North Carolina	10
1	Central Florida	6
0	Central Florida	1
2	Central Florida	4
5	Yale	1
6	VMI	3
23	North Carolina A&T	2
5	at Stetson	2
3	at Stetson	1
2	at Stetson	1
3	at UNC Charlotte	15
13	LeMoynne	1
5	Georgia State	3
7	Georgia State	8
6	Georgia State	5

0	East Carolina	8
6	at Samford	2
6	at Samford	7
2	at Samford	13
14	at Wake Forest	11
8	at North Carolina A&T	1
10	UNC Charlotte	12
5	Mercer	2
5	Mercer	4
8	Mercer	5
12	at Davison	5
8	at Furman	10 (10)
5	at Furman	2
6	at East Carolina	7
6	at Duke	7
0	at North Carolina State	9
12	Wofford	11
4	Wofford	2
10	Wofford	0
3	at UNC Wilmington	1
0	at Florida International	8
0	at Florida International	6
3	at Florida International	4
2	at College of Charleston	3
3	at College of Charleston	1
0	at College of Charleston	4
8	Duke	10

## 1996 [23-33]

CU	Opp.	
2	at Charleston Southern	6
1	at Charleston Southern	3
4	at Wake Forest	8
1	Duke	5
4	at Duke	2
9	at North Carolina	2
3	at UNC Wilmington	2
12	St. Peter's	0
3	St. Peter's	1
4	St. Peter's	1
0	North Carolina	7
4	UNC Wilmington	3
8	at Wofford	3
4	at Furman	5
3	at Augusta	5
9	at Augusta	10
4	at North Florida +	5
8	Akron +	16
3	Troy State +	4
5	Ohio State +	9
2	Youngstown State	3
10	Youngstown State	7
5	Youngstown State	4
3	Georgia State	2
4	Georgia State	13
5	Georgia State	7
7	at Duke	8
3	Barton	2
8	College of Charleston	2
3	College of Charleston	1
4	College of Charleston	8
5	at East Carolina	3
2	at UNC Wilmington	6
4	at Georgia State	5
2	at Georgia State	3
3	at Georgia State	13
4	Wake Forest	11
4	East Carolina	8

# YEAR-BY-YEAR RESULTS

0	Mercer	6
4	Mercer	1
7	Mercer	6
4	at Davidson	13
7	Wofford	3
7	Wofford	3
6	Duke	9
11	at College of Charleston	5
4	at College of Charleston	2
8	at College of Charleston	7 (10)
2	at Mercer	3 (10)
3	at Mercer	4
5	at Mercer	0
2	at North Carolina State	12 (7)
2	at North Carolina State	9
4	UNC Wilmington	10
2	Florida Atlantic (TAAC)	4
1	Florida Atlantic (TAAC)	6

+ Kennel Club Classic at Jacksonville, FL  
(TAAC) TAAC Tournament 1st round at Buies Creek

## 1997 (17-40)

CU		Opp.
12	at Mercer	10
5	at Mercer	6
1	at Mercer	11
3	at Central Florida	9
2	at Central Florida	4
4	at Central Florida	5
9	UNC Wilmington	4
1	North Carolina	9
3	Wofford	7
2	Wofford	1
5	Virginia Tech	6 (13)
4	at North Carolina	10
4	Richmond	7
11	at Duke	12 (12)
1	at Duke	14
4	Western Michigan #	5
4	at Florida	13
12	at North Florida #	13
3	Xavier #	5
4	Western Michigan #	3
5	Central Michigan #	8
9	Ball State	7
6	at Virginia Tech	5
4	Fairfield	3
7	Yale	10
8	Yale	3
4	Ball State	7
1	Old Dominion	9
10	Methodist	13
4	Youngstown State	10
5	Youngstown State	6
3	Davidson	2 (11)
5	Mercer	4
11	Mercer	6
5	Mercer	12
7	Duke	2
2	Wake Forest	8
0	at Georgia State	15
4	at Georgia State	8
10	at Georgia State	2
0	Duke	10
10	East Carolina	11
4	College of Charleston	6
1	College of Charleston	3

16	College of Charleston	12
5	at Wake Forest	7
4	Georgia State	15
2	Georgia State	5
6	Georgia State	10
8	Greensboro College	7
3	at UNC Wilmington	8
11	at College of Charleston	10
7	at College of Charleston	6
7	at College of Charleston	11
0	at East Carolina	12
2	at Florida International §	6
5	at Florida International §	14

# at Jacksonville, FL  
§ TAAC Tournament at Miami, FL

## 1998 (28-30)

CU		Opp.
1	North Carolina State	15
0	at North Carolina State	14
1	at College of Charleston	2
11	at College of Charleston	5
2	at College of Charleston	10
0	at Elon	5
12	at Wofford	5
9	Barton	5
3	North Carolina	8
13	Coppin State	6
16	Coppin State	3 (5)
1	Virginia Tech	2
13	Virginia Tech	3
10	Mount St. Mary's	3
7	at Wake Forest	12
14	Columbia	5
4	Columbia	0
2	Michigan State	6
3	Michigan State	10
13	Michigan State	2
2	Michigan State	1
9	Richmond	10 (10)
11	Manhattan	6
14	Manhattan	4
9	High Point	1
9	at East Carolina	10
7	at Mercer	6 (9)
1	at Mercer	2
6	at Mercer	11
5	Appalachian State	9
17	Brown	6
3	14 Brown	3
13	College of Charleston	5
3	College of Charleston	2
6	College of Charleston	8 (10)
7	East Carolina	6 (10)
7	UNC Wilmington	10 (10)
0	Georgia State	4
6	Georgia State	1
22	Georgia State	3
9	Wake Forest	11
3	at Richmond	11
10	Mercer	6
3	Mercer	5
14	Mercer	7
2	Duke	10
1	at Georgia State	10
6	at Georgia State	10
9	at Georgia State	4
3	at Virginia Tech	7

15	at North Carolina	16 (11)
1	at North Carolina	18 (5)
9	at UNC Wilmington	6
10	at Old Dominion	16
11	Elon	3
5	at Jacksonville State §	14
11	at Jacksonville State §	10
9	at Jacksonville State §	22

§ TAAC Tournament at Jacksonville, AL

## 1999 (24-32)

CU		Opp.
17	Marshall	8
22	Marshall	7
13	at North Carolina A&T	1
5	Howard	3
8	Howard	2
10	Virginia Tech	5
8	at Wofford	4
2	Norfolk State	5
3	Wofford	0
23	Mount St. Mary's	3
8	Mount St. Mary's	2
1	Georgia State	2
2	Georgia State	6
6	Georgia State	8 (11)
13	Fairfield	4
5	at Mercer	4
5	at Mercer	11
9	at Mercer	4
4	High Point	3
12	High Point	4
4	at Jacksonville	10
0	at Jacksonville	3
0	at Jacksonville	7
4	East Carolina	5
7	Towson	6
11	Stetson	2
6	Stetson	12
5	Stetson	9
6	at Virginia Tech	7
9	Barton	3
20	North Carolina A&T	4
0	Florida Atlantic	3
3	Florida Atlantic	10
4	Florida Atlantic	7
6	at UNC Wilmington	4
4	at Central Florida	11
5	at Central Florida	6
2	at Central Florida	16
3	North Carolina	7
5	Centenary	6
3	Centenary	4 (8)
5	Centenary	2
8	at Elon	9
4	at Troy State	13
1	at Troy State	14
1	at Troy State	15
0	at East Carolina	8
4	Elon	3 (10)
4	Jacksonville State	3 (8)
1	Jacksonville State	13
4	Jacksonville State	8
8	UNC Wilmington	7
10	at Samford	11 (15)
3	at Samford	11
1	at Samford	2

## 2000 (31-25-1, 12-15 TAAC)

CU		Opp.
1	at Wake Forest	12
6	at North Carolina A&T	4
2	at South Carolina	10
7	Maryland Eastern Shore	0
21	Maryland Eastern Shore	0
13	Maryland Eastern Shore	1
12	Appalachian State	5
15	at High Point	7
1	Mercer	0
5	Mercer	7
4	Mercer	3
4	Virginia Tech	6
10	at Augusta State	5
4	at Georgia State	9
0	at Georgia State	3
4	at Georgia State	3
12	George Mason	14
6	at Elon	3
15	Pace	5
9	Pace	4
4	Towson	3
12	High Point	2
5	Samford	4
5	Samford	4
8	Samford	1
9	at Appalachian State	9 (10)
2	at Jacksonville State	4
7	at Jacksonville State	1
6	at Jacksonville State	4
3	Wake Forest	4 (11)
2	at UNC Wilmington	3
1	Jacksonville	13
6	Jacksonville	11
8	Jacksonville	12
4	East Carolina	3
4	Elon	7
3	at Stetson	4
12	at Stetson	2
7	at Stetson	3 (8)
7	UNC Wilmington	6
5	North Carolina A&T	4
5	Troy State	4 (8)
8	Troy State	2
6	Troy State	7
2	at East Carolina	9
4	at Florida Atlantic	15
1	at Florida Atlantic	2
6	at Florida Atlantic	19
19	at Virginia Tech	9
2	Central Florida	5
1	Central Florida	3
1	Central Florida	9
5	Central Florida §	0
4	Jacksonville §	3
0	Stetson §	2
5	Georgia State §	3
2	Stetson §	15

§ TAAC Tournament at Jacksonville, FL

## 2001 (33-21, 17-10 TAAC)

CU		Opp.
0	at Auburn	11
3	at Auburn	7
4	at Auburn	10
4	Virginia Tech	5
10	Virginia Tech	3

11	Pace University	6
18	Pace University	3
5	Pace University	4
4	at High Point	3
14	Stony Brook	3
8	Akron	5
6	Akron	22
32	Radford	5
7	Radford	3
7	at Duke	0
1	North Carolina State	10
13	at Samford	4
4	at Samford	8
9	at Samford	3
15	Howard	2
17	Howard	3
10	Florida Atlantic	9
7	Florida Atlantic	3
13	Florida Atlantic	14 (10)
6	UNC Wilmington	5
4	at North Carolina State	5
3	at Jacksonville	18
3	at Jacksonville	1
5	at Jacksonville	4 (8)
2	Elon	3
4	Jacksonville State	2
13	Jacksonville State	2
4	Jacksonville State	2
1	at UNC Wilmington	2 (11)
1	at UCF	3
6	at UCF	2
6	at UCF	1
6	at Elon	5 (12)
11	at Mercer	4
3	at Mercer	1 (10)
2	at Mercer	6
10	High Point	3
5	Georgia State	9
2	Georgia State	3
2	Georgia State	1 (10)
2	at Troy State	9
2	at Troy State	8
1	at Troy State	4
12	Duke	8
6	Stetson	5
1	Stetson	0
7	Stetson	2
1	at Jacksonville	5
1	at Jacksonville §	5
3	vs. UCF §	8

§ TAAC Tournament at Jacksonville, FL

## 2002 (22-28, 11-19 A-Sun)

CU		Opp.
19	Delaware State	1
9	Delaware State	8
3	Coastal Carolina	5
2	at Coastal Carolina	14
3	Drexel	2
9	Drexel	8
7	Drexel	0
2	at Elon	10
1	Stony Brook	5
2	Stony Brook	1
10	at North Florida	9
3	vs. Vanderbilt	7
11	vs. Detroit	3
8	Mercer	5

# YEAR-BY-YEAR RESULTS

3	Mercer	4
1	Mercer	2
1	at Georgia State	3
1	at Georgia State	6
5	at Georgia State	7
6	at Duke	11
8	at Stetson	6
3	at Stetson	7
5	at Stetson	13
0	at East Carolina	2
2	Jacksonville	1
7	Jacksonville	2
3	Jacksonville	1
6	at High Point	2
9	East Carolina	16
1	UCF	20
3	UCF	6
2	UCF	10
0	at UNC Wilmington	5
1	at Florida Atlantic	2
2	at Florida Atlantic	5
1	at Florida Atlantic	10
4	Elon	3
7	at Belmont	11
4	at Belmont	13
6	at Belmont	7
13	High Point	6
1	at UNC Wilmington	9
11	Troy State	9
10	Troy State	2
0	Troy State	6
9	Samford	8
1	Samford	0
15	Samford	4
7	at Jacksonville State	8
7	at Jacksonville State	4
1	at Jacksonville State	2

## 2003 [22-28, 14-18 A-Sun]

CU	Opp.	
2	at Miami	13
3	at Miami	10
12	at Miami	9 (10)
4	Virginia Tech	6
6	Virginia Tech	0
4	at Mercer	2
3	at Mercer	4
0	at Mercer	1
1	Georgia State	4
2	Georgia State	10
2	Georgia State	9
3	at Georgia Tech	5
1	at Georgia Tech	3
13	at Samford	4
7	at Samford	0
1	at Samford	4
0	Jacksonville State	4
5	Jacksonville State	7
3	Jacksonville State	6
14	Princeton	0
8	at Jacksonville	10
3	at Jacksonville	1
7	at Jacksonville	13
7	Brown	6 (10)
4	at East Carolina	1
3	Stetson	2 (11)
3	Stetson	0
5	Stetson	1

4	UNC Wilmington	7
9	at UCF	10 (12)
0	at UCF	6
8	at UCF	5
1	Florida Atlantic	11
6	Florida Atlantic	4
6	Florida Atlantic	9
3	East Carolina	6
4	at UNC Wilmington	1
7	Belmont	0
1	Belmont	2
6	Belmont	1
19	at Charleston Southern	5
1	at Elon	4
9	High Point	4
10	Gardner-Webb	4
5	Gardner-Webb	4
2	Gardner-Webb	8
7	at Virginia Tech	22
2	at Troy State	0
4	at Troy State	5
3	at Troy State	1

## 2004 [23-34, 14-16 A-Sun]

CU	Opp.	
1	at Texas Tech	18
4	at Texas Tech	19
4	at Texas Tech	9
2	North Carolina State	3
2	East Carolina	10
18	North Carolina A&T	11
11	North Carolina A&T	10
10	North Carolina A&T	7
2	at Georgia State	0
1	at Georgia State	5
14	at Georgia State	3
14	Charleston Southern	4
5	Charleston Southern	2
9	Florida International	5
8	at #7 Miami	10
2	at #10 Florida Atlantic	3
1	at #10 Florida Atlantic	6
3	at #10 Florida Atlantic	2
0	UCF	2
0	UCF	6
3	UCF	4
2	at #18 East Carolina	12
2	Troy State	4
10	Troy State	6
2	Troy State	4
8	Harvard	4
1	at #25 Co. of Charleston	20
3	at #25 Co. of Charleston	6
1	at UNCW	7
2	at Gardner-Webb	6
6	at Gardner-Webb	1
3	at Gardner-Webb	5
1	at #24 North Carolina St.	7
5	at #24 North Carolina St.	2
0	Jacksonville	8
2	Jacksonville	1
3	Jacksonville	2
2	Appalachian State	11
0	at Stetson	11
6	at Stetson	5
2	at Stetson	7
6	at Elon	9
1	UNC Wilmington	6

10	Mercer	4
1	Mercer	2
3	Mercer	2
1	North Carolina State	3
0	at Virginia Tech	1
7	at Belmont	2
5	at Belmont	1
11	at Belmont	7
7	at Appalachian State	3
6	Lipscomb	2
2	Lipscomb	7
1	Lipscomb	7
5	at UCF\$	6
11	Troy State\$	13

\$ A-Sun Tournament at DeLand, Florida

## 2005 [25-29, 13-17 A-Sun]

CU	Opp.	
9	North Carolina St.	1
6	at North Carolina St.	8
8	Coastal Carolina	4
18	Ohio	17
6	Ohio	4
3	Ohio	1
6	Virginia Tech	10
10	Barton	2
9	UNC Pembroke	8
5	at High Point	18
11	High Point	5
8	High Point	2
6	vs. Michigan State #	10
8	at North Florida #	12
8	at Central Florida	18
0	at Central Florida	0
3	at Central Florida	9
7	North Carolina A&T	6
7	Florida Atlantic	6
0	Florida Atlantic	2
8	Florida Atlantic	6
7	Siena	0
2	North Carolina A&T	3
5	East Carolina	6
7	at Troy	10
5	at Troy	16
3	at Troy	11
3	at UNC Wilmington	13
6	at Jacksonville	3
8	at Jacksonville	2
4	at Jacksonville	12
8	at Coastal Carolina	16
11	Stetson	5
8	Stetson	12
8	Stetson	3
10	Appalachian State	9
10	at Mercer	2
1	at Mercer	10
4	at Mercer	12
5	Georgia State	8
9	Georgia State	6
12	Georgia State	13
2	at Virginia Tech	4
2	at Gardner-Webb	0
7	Gardner-Webb	12
8	Gardner-Webb	11
6	UNC Wilmington	12
8	at Lipscomb	3
7	at Lipscomb	3
3	at Lipscomb	6

3	at #22 North Carolina St.	11
4	Belmont	3
6	Belmont	5
2	Belmont	11

# Kennel Club Classic at Jacksonville, Fla.

## 2006 [19-38, 13-17 A-Sun]

CU	Opp.	
0	at Coastal Carolina	9
10	at Charleston Southern	14
2	Virginia Tech	5
6	Virginia Tech	16
8	at North Carolina A&T	6
9	North Carolina A&T	2
7	vs. Appalachian State #	12
7	at Texas Tech	5
3	at Texas Tech	5
4	at Texas Tech	6
7	LaSalle	6
8	LaSalle	9
7	North Carolina St.	13
1	at North Florida	2
5	at North Florida	6
1	at North Florida	8
6	Elon	7
4	Jacksonville	7
10	Jacksonville	11
15	Jacksonville	6
14	Longwood	8
2	East Tennessee State	3
1	East Tennessee State	7
9	East Tennessee State	4
7	at Longwood	8
0	at Florida Atlantic	2
8	at Florida Atlantic	11
7	at Florida Atlantic	3
7	at UNC Wilmington	13
7	at Gardner-Webb	3
13	at Gardner-Webb	2
5	at Gardner-Webb	6
1	Coastal Carolina	11
8	Lipscomb	11
7	Lipscomb	4
3	Lipscomb	2
8	UNC Wilmington	18
3	at Stetson	5
1	at Stetson	11
4	at Stetson	6
2	at Coastal Carolina	7
8	Mercer	9
5	Mercer	3
12	Mercer	1
3	at UNC Asheville	6
1	at UNC Asheville	7
3	at North Carolina	6
8	at Virginia Tech	7
4	at Belmont	7
6	at Belmont	8
18	at Belmont	6
7	at Elon	13
8	Kennesaw State	6
10	Kennesaw State	7
5	Kennesaw State	7
5	vs. Jacksonville *	6
10	vs. E. Tennessee State *	11

# Played at Ernie Shore Field in Winston-Salem, N.C.  
\*A-Sun Tournament at DeLand, Fla.

## 2007 [11-45, 5-22 A-Sun]

CU	Opp.	
6	Charlotte	15
0	Charlotte	8
1	UNC Asheville	6
8	UNC Asheville	10
3	UNC Asheville	5
2	at East Carolina	0
0	at Charlotte	1
2	at Charlotte	13
10	at The Citadel	20
6	Seton Hall	8
2	Seton Hall	11
9	Seton Hall	6
14	Holy Cross	9
9	Holy Cross	2
8	at Marshall	9
5	at Marshall	6
4	at Marshall	8
4	Columbia	14
9	Columbia	11
3	at Mercer	7
2	at Mercer	8
3	at Mercer	12
2	at UNC Wilmington	6
2	Belmont	7
5	Belmont	4
4	Belmont	9
7	Duke	11
10	at ETSU	6
4	at ETSU	5
4	at ETSU	5
11	NC A&T	10
1	at Jacksonville	11
3	at Jacksonville	13
3	at Jacksonville	5
5	Barton	7
4	Stetson	5
1	Stetson	3
0	Stetson	6
7	at UNC	5
1	at Lipscomb	2
2	at Lipscomb	3
4	at Lipscomb	2
0	at Duke	12
1	Gardner-Webb	9
2	Gardner-Webb	6
12	Gardner-Webb	2
4	at NC State	12
3	at NC State	7
5	UNC Wilmington	10
4	at Kennesaw State	1
1	at Kennesaw State	2
3	at Kennesaw State	11

# ALL-TIME VS. OPPONENTS

Opponent	W	L	T	Last Meeting
Allegheny	1	0	0	1982
Akron	1	2	0	2001
Appalachian State	6	4	1	2006
Armstrong State	5	3	0	1985
Auburn	1	5	0	2001
Augusta State	12	10	0	2000
Ball State	1	2	0	1997
Barton (Atlantic Christian)	17	10	0	2007
<b>Belmont</b>	<b>9</b>	<b>9</b>	<b>0</b>	<b>2007</b>
<b>Brown</b>	<b>3</b>	<b>0</b>	<b>0</b>	<b>2003</b>
Buffalo	13	1	0	1987
Case Western Reserve	2	0	0	1982
Catawba	1	1	0	1979
Centenary	2	4	0	1999
Central Michigan	0	1	0	1997
College of Charleston	12	11	0	2004
Charleston So. (Baptist)	22	21	0	2007
Charlotte	13	16	0	2007
The Citadel	1	9	1	2007
Clemson	2	3	0	1990
Cleveland State	1	1	0	1988
Coastal Carolina	13	28	0	2006
Columbia	2	2	0	2007
Coppin State	2	0	0	1998
Davidson	6	4	0	1997
Davis & Elkins	3	1	0	1982
<b>Dayton</b>	<b>0</b>	<b>0</b>	<b>0</b>	<b>First Meeting</b>
Delaware State	2	0	0	2002
Detroit	1	0	0	2002
<b>Duke</b>	<b>8</b>	<b>14</b>	<b>0</b>	<b>2007</b>
Drexel	3	0	0	2002
<b>East Carolina</b>	<b>17</b>	<b>38</b>	<b>0</b>	<b>2007</b>
Eastern Connecticut	2	2	0	1982
Eastern Illinois	1	2	0	1987
Eastern Kentucky	1	0	0	1984
Eastern Michigan	0	1	0	1992
<b>East Tennessee State</b>	<b>2</b>	<b>5</b>	<b>0</b>	<b>2007</b>
Eckerd	0	1	0	1992
<b>Elon</b>	<b>6</b>	<b>9</b>	<b>0</b>	<b>2006</b>
Erskine	0	4	0	1993
Fairfield	3	1	0	1999
<b>Florida</b>	<b>0</b>	<b>1</b>	<b>0</b>	<b>1997</b>
Florida Atlantic	7	23	0	2006
<b>Florida Gulf Coast</b>	<b>0</b>	<b>0</b>	<b>0</b>	<b>First Meeting</b>
Florida International	2	7	0	2004
Florida Southern	0	1	0	1992
Francis Marion	0	1	0	1980
Furman	2	3	0	1996
<b>Gardner-Webb</b>	<b>3</b>	<b>9</b>	<b>0</b>	<b>2007</b>
George Mason	2	1	0	2000
Georgetown	3	0	0	1983
Georgia	4	14	0	1991
Georgia Southern	0	9	0	1990
Georgia State	13	30	0	2005

Opponent	W	L	T	Last Meeting
Georgia Tech	0	3	0	2003
Greensboro College	1	0	0	1997
Harvard	1	0	0	2004
<b>High Point</b>	<b>13</b>	<b>1</b>	<b>0</b>	<b>2005</b>
Holy Cross	2	0	0	2007
Howard	4	0	0	2001
Indiana (PA)	1	0	0	1978
Indianapolis	1	0	0	1992
Jacksonville State	8	11	0	2003
<b>Jacksonville</b>	<b>14</b>	<b>17</b>	<b>0</b>	<b>2007</b>
James Madison	1	3	0	1991
John Carroll	3	0	0	1982
<b>Kennesaw State</b>	<b>3</b>	<b>3</b>	<b>0</b>	<b>2007</b>
Kent State	1	3	0	1989
LaSalle	1	1	0	2006
LeMoyné	1	0	0	1995
Liberty (Baptist)	12	10	0	1994
<b>Lipscomb</b>	<b>6</b>	<b>6</b>	<b>0</b>	<b>2007</b>
<b>Longwood</b>	<b>1</b>	<b>1</b>	<b>0</b>	<b>2006</b>
Manhattan	2	0	0	1998
Marshall	2	3	0	2007
Maryland	2	4	0	1992
Maryland Baltimore County	2	3	0	1994
Maryland Eastern Shore	3	0	0	2000
Marist	4	0	0	1994
<b>Mercer</b>	<b>25</b>	<b>24</b>	<b>0</b>	<b>2007</b>
Methodist	5	4	0	1992
Miami	1	3	0	2004
Michigan State	2	3	0	2005
Mount Olive	1	1	0	1993
Mount St. Mary's	3	0	0	1999
Newberry	0	2	0	1978
Norfolk State	0	1	0	1999
North Carolina	9	32	0	2007
<b>North Carolina A&amp;T</b>	<b>13</b>	<b>1</b>	<b>0</b>	<b>2007</b>
UNC Asheville	19	13	0	2007
<b>North Carolina Central</b>	<b>0</b>	<b>0</b>	<b>0</b>	<b>First Meeting</b>
UNC Greensboro	2	5	0	1994
<b>North Carolina State</b>	<b>7</b>	<b>26</b>	<b>1</b>	<b>2007</b>
UNC Pembroke	9	1	0	2005
N.C. Wesleyan	4	5	0	1992
<b>UNC Wilmington</b>	<b>33</b>	<b>49</b>	<b>0</b>	<b>2007</b>
<b>North Florida</b>	<b>1</b>	<b>9</b>	<b>0</b>	<b>2007</b>
<b>USC Upstate</b>	<b>0</b>	<b>0</b>	<b>0</b>	<b>First Meeting</b>
Northwestern	3	0	0	1984
Ohio	4	1	1	2005
Ohio State	0	1	0	1996
Old Dominion	0	4	0	1998
Pace	5	0	0	2001
Pfeiffer	1	0	0	1990
Pittsburgh-Johnstown	3	0	0	1981
Princeton	3	3	0	2003
Radford	20	14	0	2001
Rhode Island	2	4	0	1987

Opponent	W	L	T	Last Meeting
Richmond	4	13	0	1998
Sacred Heart	1	0	0	1982
Saint Andrews	2	1	0	1992
Saint Augustine's	1	0	0	1984
Saint Bonaventure	2	0	0	1986
Saint Louis	0	1	0	1993
Saint Peter's	3	0	0	1996
Salisbury State	1	1	0	1979
Samford	11	7	0	2003
Seton Hall	1	2	0	2007
Siena	1	0	0	2005
South Alabama	0	2	0	1989
South Carolina	2	10	0	2000
South Carolina Aiken	0	1	0	1994
South Florida	0	1	0	1992
Southeastern Louisiana	1	2	0	1995
Southern Illinois	0	1	0	1990
Stanford	0	1	0	1990
<b>Stetson</b>	<b>17</b>	<b>20</b>	<b>0</b>	<b>2007</b>
Stony Brook	3	1	0	2002
Towson (State)	7	7	1	2000
Texas Tech	1	5	0	2006
Troy	7	16	0	2005
UCF	4	29	0	2005
Vanderbilt	0	1	0	2002
Vermont	2	0	0	1988
Virginia	1	6	0	1994
Virginia Commonwealth	0	2	0	1993
Virginia Military Institute	1	0	0	1995
Virginia Tech	7	12	0	2006
Wake Forest	9	21	0	2000
West Liberty State	1	0	0	1984
Western Carolina	21	25	0	1989
Western Michigan	1	1	0	1997
Westfield State	0	2	0	1978
William & Mary	2	5	0	1992
Wingate	1	0	1	1979
Winthrop	19	19	0	1994
Wofford	10	1	0	1999
Xavier	0	1	0	1997
Yale	4	3	0	1997
Youngstown State	2	3	0	1997

**Bold** indicates 2008 opponent

# OPPONENTS

## Belmont

Game 50, 51 & 52  
May 9 (DH), Nashville, Tenn. . . . 4 p.m.  
May 10, Nashville, Tenn. . . . 2 p.m.

### General Information

Location: . . . . . Nashville, Tenn.  
Enrollment: . . . . . 4,765  
President: . . . . . Dr. Robert C. Fisher (Henderson State, '70)  
Director of Athletics: . . . . . Mike Strickland (Georgia Southern, '71)  
Conference: . . . . . Atlantic Sun  
Nickname: . . . . . Bruins  
Colors: . . . . . Navy, Red & White  
Home Field: . . . . . Greer Stadium

### Baseball Information

Head Coach: . . . . . Dave Jarvis (Arkansas State, '82)  
Record at Belmont: . . . . . 276-252-1 (10 years)  
Career Record: . . . . . 600-204-1 (19 years)  
Assistant Coach: . . . . . Jason Stein  
Assistant Coach: . . . . . Matt Barnett  
Assistant Coach: . . . . . Scott Hall  
Baseball Office Phone: . . . . .  
2007 Overall Record: . . . . . 34-26  
A-Sun: . . . . . 16-11  
Postseason: . . . . . N/A  
Lettermen Returning/Lost: . . . . . 13/16  
Starters Returning/Lost: . . . . . 5/5 Position, 4/8 Pitchers

### Sports Information

Baseball Contact: . . . . . Marcel Pourtout  
SID Office Phone: . . . . . (615) 460-8023  
Press Box Phone: . . . . .  
SID Fax: . . . . . (615) 460-6420  
Email: . . . . . mediarelations@mail.belmont.edu  
Athletics Web Site: . . . . . www.belmont.edu/athletics

## Brown

Game 22  
March 24, Taylor Field . . . . 3 p.m.

### General Information

Location: . . . . . Providence, RI  
Enrollment: . . . . . 5,754  
President: . . . . . Ruth J. Simmons  
Director of Athletics: . . . . . Michael Goldberger  
Conference: . . . . . Ivy League  
Nickname: . . . . . Bears  
Colors: . . . . . Seal Brown, Cardinal Red & White  
Home Field: . . . . . Murray Stadium

### Baseball Information

Head Coach: . . . . . Marek Drabinski (Connecticut, '91)  
Record at Brown: . . . . . 211-276-1  
Career Record: . . . . . 211-276-1  
Assistant Coach: . . . . . William Cilento  
Assistant Coach: . . . . . Jason Lefkowitz  
Assistant Coach: . . . . . Dave Cunningham  
Baseball Office Phone: . . . . . (401) 863-3090  
2007 Overall Record: . . . . . 27-21  
Ivy League: . . . . . 14-6  
Postseason: . . . . . Ivy League Champions  
Lettermen Returning/Lost: . . . . . 20/7  
Starters Returning/Lost: . . . . . 5/4

### Sports Information

Baseball Contact: . . . . . Christopher Hatfield  
SID Office Phone: . . . . . (401) 863-6069  
Press Box Phone: . . . . . (401) 863-9427  
SID Office Fax: . . . . . (401) 863-1436  
Email: . . . . . Christopher\_Hatfield@brown.edu  
Athletics Web Site: . . . . . www.brownbears.com

## Dayton

Games 1, 2 & 3  
Taylor Field  
February 22 (DH) . . . . 1 p.m.  
February 23 . . . . 10 a.m.

### General Information

Location: . . . . . Dayton, Ohio  
Enrollment: . . . . . 6,900  
President: . . . . . Dr. Daniel J. Curran  
Director of Athletics: . . . . . Ted Kissell  
Conference: . . . . . Atlantic 10  
Nickname: . . . . . Flyers  
Colors: . . . . . Red & Blue  
Home Field: . . . . . Time Warner Cable Stadium

### Baseball Information

Head Coach: . . . . . Tony Vittorio (Hanover, '88)  
Record at Dayton: . . . . . 218-223  
Career Record: . . . . . 442-421  
Assistant Coach: . . . . . Todd Linklater  
Assistant Coach: . . . . . Brian Harrison  
Baseball Office Phone: . . . . . Terry Bell  
2007 Overall Record: . . . . . 21-33  
A 10: . . . . . 9-18 (11th)  
Postseason: . . . . . N/A  
Players Returning/Lost: . . . . . 11/19  
Starters Returning/Lost: . . . . . 3/6

### Sports Information

Baseball Contact: . . . . . Bill Thomas  
SID Office Phone: . . . . . (937) 229-4419  
Press Box Phone: . . . . . (937) 229-BALL (2255)  
SID Fax: . . . . . (937) 229-4461  
Email: . . . . . William.thomas@notes.udayton.edu  
Athletics Web Site: . . . . . www.DaytonFlyers.com

## Duke

Games 38 & 53  
April 16, Taylor Field . . . . 7 p.m.  
May 13, Durham, N.C. . . . 7 p.m.

### General Information

Location: . . . . . Durham, N.C.  
Enrollment: . . . . . 6,197  
Chancellor: . . . . . Richard H. Brodhead (Yale, '68)  
Director of Athletics: . . . . . Joe Alleva (Lehigh, '75)  
Conference: . . . . . Atlantic Coast (ACC)  
Nickname: . . . . . Blue Devils  
Colors: . . . . . Royal Blue & White  
Home Field: . . . . . Jack Coombs Field (2,000)

### Baseball Information

Head Coach: . . . . . Sean McNally (Duke, '94)  
Record at Duke: . . . . . 44-65 (3rd season)  
Career Record: . . . . . 44-65  
Assistant Coach: . . . . . Matthew Boggs  
Assistant Coach: . . . . . Sean Snedeker  
Volunteer Coach: . . . . . Jonathan Anderson  
Baseball Office Phone: . . . . . (919) 668-5735  
2007 Overall Record: . . . . . 29-25  
ACC: . . . . . 8-22 (5th, Coastal Division)  
Postseason: . . . . . NA  
Lettermen Returning/Lost: . . . . . 19/4  
Players Returning/Lost: . . . . . 25/5

### Baseball Information

Baseball Contact: . . . . . Chris Cook  
SID Office Phone: . . . . . (919) 684-8708  
Press Box Phone: . . . . . (919) 812-7141  
SID Fax: . . . . . (919) 684-2489  
Email: . . . . . cook@duaa.duke.edu  
Athletics Web Site: . . . . . www.GoDuke.com

## East Carolina

Game 24 & 43  
March 26, Greenville, N.C. . . . 6 p.m.  
April 23, Taylor Field . . . . 7 p.m.

### General Information

Location: . . . . . Greenville, N.C.  
Enrollment: . . . . . 24,351  
President: . . . . . Dr. Steve Ballard  
Director of Athletics: . . . . . Terry Holland  
Conference: . . . . . Conference USA  
Nickname: . . . . . Pirates  
Colors: . . . . . Purple and Gold  
Home Field: . . . . . Clark-LeClair Stadium (3,000)

### Baseball Information

Head Coach: . . . . . Billy Godwin (Atlantic Christian College, '86)  
Record at ECU: . . . . . 73-49  
Career Record: . . . . . 335-134  
Assistant Coach: . . . . . Link Jarrett  
Assistant Coach: . . . . . Bill Jarman  
Assistant Coach: . . . . . Ben Sanderson  
Baseball Office Phone: . . . . . (252) 737-1985  
2007 Overall Record: . . . . . 40-23  
Conference USA: . . . . . 14-9  
Postseason: . . . . . NCAA Regional  
Lettermen Returning/Lost: . . . . . 15/13  
Starters Returning/Lost: . . . . . 9/4 Position, 6/8 Pitchers

### Sports Information

Baseball Contact: . . . . . Malcolm Gray  
SID Office Phone: . . . . . (252) 414-2021  
Press Box Phone: . . . . . (252) 328-0068  
SID Fax: . . . . . (252) 737-4528  
Email: . . . . . graym@ecu.edu  
Athletics Web Site: . . . . . www.ECUpirates.com

## Elon

Games 14 & 48  
March 12, Taylor Field . . . . 7 p.m.  
May 3, Elon, N.C. . . . 7 p.m.

### General Information

Location: . . . . . Elon, N.C.  
Enrollment: . . . . . 5,456  
President: . . . . . Dr. Leo Lambert (SUNY-Geneseo, '76)  
Director of Athletics: . . . . . Dave Blank (South Carolina, '82)  
Conference: . . . . . Southern Conference  
Nickname: . . . . . Phoenix  
Colors: . . . . . Maroon & Gold  
Home Field: . . . . . Latham Park (2,000)

### Baseball Information

Head Coach: . . . . . Mike Kennedy (Elon, '91)  
Record at Elon: . . . . . 351-271-3  
Career Record: . . . . . 351-271-3  
Assistant Coach: . . . . . Greg Starbuck  
Assistant Coach: . . . . . Robbie Huffstetler  
Baseball Office Phone: . . . . . (336) 278-6741  
2007 Overall Record: . . . . . 32-29  
SoCon: . . . . . 15-12  
Postseason: . . . . . 3rd  
Players Returning/Lost: . . . . . 15/11  
Starters Returning/Lost: . . . . . 4/5 Position, 9/5 Pitchers

### Sports Information

Baseball Contact: . . . . . Chris Rash  
SID Office Phone: . . . . . (336) 278-6711  
Press Box Phone: . . . . . (336) 278-6788  
SID Fax: . . . . . (336) 278-6768  
Email: . . . . . crash@elon.edu  
Athletics Web Site: . . . . . www.elonphoenix.com

## East Tennessee State

Games 10, 11 & 12  
March 7, Taylor Field . . . . 4 p.m.  
March 8 (DH), Taylor Field . . . . 1 p.m.

### General Information

Location: . . . . . Johnson City, Tenn.  
Enrollment: . . . . . 13,389  
President: . . . . . Dr. Paul Stanton, Jr. (Emory, '65)  
Director of Athletics: . . . . . Dave Mullins (Samford, '68)  
Conference: . . . . . Atlantic Sun  
Nickname: . . . . . Buccaneers  
Colors: . . . . . Navy Blue & Old Gold  
Home Field: . . . . . Cardinal Park

### Baseball Information

Head Coach: . . . . . Tony Skole  
Record at ETSU: . . . . . 196-243  
Career Record: . . . . . 291-300  
Assistant Coach: . . . . . Clay Greene  
Assistant Coach: . . . . . Reid Casey  
Baseball Office Phone: . . . . . (423) 439-4496  
2007 Overall Record: . . . . . 26-29  
A-Sun: . . . . . 11-16  
Postseason: . . . . . None  
Lettermen Returning/Lost: . . . . . 15/12  
Starters Returning/Lost: . . . . . 2/7

### Sports Information

Baseball Contact: . . . . . Jeff Schneider  
SID Office Phone: . . . . . (423) 439-5612  
Press Box Phone: . . . . . (423) 461-4865  
SID Fax: . . . . . (423) 439-6138  
Email: . . . . . schneidj@etsu.edu  
Athletics Web Site: . . . . . www.etsubucs.com

## Florida

Games 8 & 9  
March 4, Gainesville, Fla. . . . 6:30 p.m.  
March 5, Gainesville, Fla. . . . 4 p.m.

### General Information

Location: . . . . . Gainesville, Fla.  
Enrollment: . . . . . 51,520  
Chancellor: . . . . . Dr. J. Bernard Machen (Saint Louis '68)  
Director of Athletics: . . . . . Jeremy Foley (Hobart '74)  
Conference: . . . . . Southeastern - Eastern Division  
Nickname: . . . . . Gators  
Colors: . . . . . Orange & Blue  
Home Field: . . . . . Alfred A. McKethan Stadium at Perry Field (5,500)

### Baseball Information

Head Coach: . . . . . Kevin O'Sullivan (Virginia '91)  
Record at Florida: . . . . . First Year  
Career Record: . . . . . First Year  
Assistant Coach: . . . . . Craig Bell  
Assistant Coach: . . . . . Brad Weitzel  
Assistant Coach: . . . . . Don Norris  
Baseball Office Phone: . . . . . (352) 375-4683  
2007 Overall Record: . . . . . 29-30  
SEC: . . . . . 15-15  
Postseason: . . . . . None  
Lettermen Returning/Lost: . . . . . 25/10  
Starters Returning/Lost: . . . . . 4/5 Position, 11/4 Pitchers

### Sports Information

Baseball Contact: . . . . . John Hines (Notre Dame '95)  
SID Office Phone: . . . . . (352) 375-4683  
Press Box Phone: . . . . . (352) 375-4683  
SID Fax: . . . . . (352) 375-4809  
Email: . . . . . johnh@gators.ufl.edu  
Athletics Web Site: . . . . . www.GatorZone.com

## Florida Gulf Coast

Games 25, 26 & 27  
March 28, Taylor Field ... 4 p.m.  
March 29 (DH), Taylor Field ... 1 p.m.

### General Information

Location: ..... Ft. Myers, Fla.  
Enrollment: ..... 9,400  
Chancellor: ..... Dr. William Bradshaw  
Director of Athletics: ..... Carl McAloose  
Conference: ..... Atlantic Sun  
Nickname: ..... Eagles  
Colors: ..... Kelly Green & Royal Blue  
Home Field: ..... Swanson Stadium

### Baseball Information

Head Coach: ..... Dave Tollett  
Record at FGCU: ..... 152-67  
Career Record: ..... same  
Assistant Coach: ..... Rusty McKee  
Assistant Coach: ..... Dan Roszel  
Volunteer Assistant Coach: ..... John Crumbley  
Baseball Office Phone: ..... (239) 590-7051  
2007 Overall Record: ..... 41-17  
Conference: ..... Independent  
Postseason: ..... 1-2  
Lettermen Returning/Lost: ..... 16/8  
Starters Returning/Lost: ..... 8/1

### Sports Information

Baseball Contact: ..... Matt Fairchild  
SID Office Phone: ..... (239) 590-7061  
Press Box Phone: .....  
SID Fax: ..... (239) 590-7014  
Email: ..... mfairchi@fgcu.edu  
Athletics Web Site: ..... www.fgcuathletics.com

## Gardner-Webb

Games 39, 40 & 41  
April 18, Boiling Springs, N.C. ... 3 p.m.  
April 19 (DH), Boiling Springs, N.C. ... 1 p.m.

### General Information

Location: ..... Boiling Springs, N.C.  
Enrollment: ..... 4,000  
Chancellor: ..... Dr. Frank Bonner (Furman, '69)  
Director of Athletics: ..... Chuck Burch (Gardner-Webb, '79)  
Conference: ..... Atlantic Sun  
Nickname: ..... Bulldogs  
Colors: ..... Scarlet & Black  
Home Field: ..... Varsity Field

### Baseball Information

Head Coach: ..... Rusty Stroupe (App. State, '84)  
Record at GWU: ..... 143-141 (6th season)  
Career Record: ..... 496-378 (19th season)  
Assistant Coach: ..... Kent Cox  
Graduate Assistant Coach: ..... Jason Burke  
Volunteer Assistant Coach: ..... Mike Lewis  
Baseball Office Phone: ..... (704) 406-4348  
2007 Overall Record: ..... 16-32  
A-Sun: ..... 12-15  
Postseason: ..... A-Sun  
Lettermen Returning/Lost: ..... 22/6  
Starters Returning/Lost: ..... 8/3

### Sports Information

Baseball Contact: ..... Marc Rabb  
SID Office Phone: ..... (704) 406-4355  
Press Box Phone: ..... NA  
SID Fax: ..... (704) 406-4739  
Email: ..... mrabb@gardner-webb.edu  
Athletics Web Site: ..... www.gwusports.com

## High Point

Games 4 & 32  
February 26, High Point, N.C. ... 4 p.m.  
April 8, Taylor Field ... 7 p.m.

### General Information

Location: ..... High Point, N.C.  
Enrollment: ..... 3,000  
Chancellor: ..... Dr. Nido Qubein (High Point, '70)  
Director of Athletics: ..... Craig Keilitz (Central Michigan, '91)  
Conference: ..... Big South  
Nickname: ..... Panthers  
Colors: ..... Purple and White  
Home Field: ..... Coy O. Williard Sr. Stadium/George S. Erath Field

### Baseball Information

Head Coach: ..... Sal Bando, Jr. (Oklahoma St, '93)  
Record at High Point: ..... 124-210 (7th season)  
Career Record: ..... 226-298  
Assistant Coach: ..... Phil Maier  
Assistant Coach: ..... Michael Lowman  
Assistant Coach: ..... Justin Pinyan  
Baseball Office Phone: ..... (336) 841-4614  
2007 Overall Record: ..... 27-30  
Big South: ..... 10-11  
Postseason: ..... 1-2 @ Big South Championship  
Lettermen Returning/Lost: ..... 20/10  
Starters Returning/Lost: ..... 8/1

### Sports Information

Baseball Contact: ..... Brian Morgan  
SID Office Phone: ..... (336) 841-4605  
Press Box Phone: ..... (336) 841-4614  
SID Fax: ..... (336) 841-9182  
Email: ..... bmorgan@highpoint.edu  
Athletics Web Site: ..... www.highpointpanthers.com

## Jacksonville

Games 34, 35 & 36  
April 11, Taylor Field ... 4 p.m.  
April 12 (DH), Taylor Field ... 1 p.m.

### General Information

Location: ..... Jacksonville, Fla.  
Enrollment: ..... 3,436  
Chancellor: ..... Dr. Kerry Romesburg  
Director of Athletics: ..... Alan Verlander  
Conference: ..... Atlantic Sun  
Nickname: ..... Dolphins  
Colors: ..... Green & White  
Home Field: ..... John Sessionas Stadium at Alexander Brest Field

### Baseball Information

Head Coach: ..... Terry Alexander  
Record at JU: ..... 567-448-2 (17 years)  
Career Record: ..... same  
Associate Head Coach: ..... Tim Montez  
Assistant Coach: ..... Chris Hayes  
Assistant Coach: ..... Les Wright  
Baseball Office Phone: ..... (904) 256-7476  
2007 Overall Record: ..... 34-28  
A-Sun: ..... 15-12  
Postseason: ..... 0-2/NCAA Regional - Chapel Hill, N.C.  
Lettermen Returning/Lost: ..... 20/12  
Starters Returning/Lost: ..... 13/9

### Sports Information

Baseball Contact: ..... Josh Ellis  
SID Office Phone: ..... (904) 256-7402  
Press Box Phone: .....  
SID Fax: ..... (904) 256-7179  
Email: ..... jellis1@ju.edu  
Athletics Web Site: ..... www.judolphins.cstv.com

## Kennesaw State

Games 44, 45 & 46  
April 25 (DH), Taylor Field ... 4 p.m.  
April 26, Taylor Field ... 1 p.m.

### General Information

Location: ..... Kennesaw, Ga.  
Enrollment: ..... 19,500  
Chancellor: ..... Dr. Dan Papp (Dartmouth '69)  
Director of Athletics: ..... Dr. Dave Waples  
Conference: ..... Atlantic Sun  
Nickname: ..... Owls  
Colors: ..... Black & Kennesaw Gold  
Home Field: ..... Stillwell Stadium (1,065)

### Baseball Information

Head Coach: ..... Mike Sansing  
Record at KSU: ..... 664-281 (16 years)  
Career Record: ..... 767-267 (19 years)  
Assistant Coach: ..... Kevin Erminio  
Assistant Coach: ..... Ryan Coe  
Volunteer Assistant: ..... Eric McQueen  
Baseball Office Phone: ..... (770) 423-6540  
2007 Overall Record: ..... 32-23  
A-Sun: ..... 13-14  
Postseason: ..... not eligible  
Newcomers: ..... 13  
Starters Returning/Lost: ..... 8/1

### Sports Information

Baseball Contact: ..... Jason Hanes  
SID Office Phone: ..... (678) 797-2562  
Press Box Phone: .....  
SID Fax: ..... (770) 423-6665  
Email: ..... jhanes2@kennesaw.edu  
Athletics Web Site: ..... www.ksuowls.com

## Lipscomb

Games 54, 55 & 56  
May 15, Taylor Field ... 4 p.m.  
May 16 (DH), Taylor Field ... 1 p.m.

### General Information

Location: ..... Nashville, Tenn.  
Enrollment: ..... 2,744  
Chancellor: ..... Dr. L. Randolph Lowry III  
Director of Athletics: ..... Dr. Steve Potts  
Conference: ..... Atlantic Sun  
Nickname: ..... Bisons  
Colors: ..... Purple and Gold  
Home Field: ..... Ken Dugan Field (1,200)

### Baseball Information

Head Coach: ..... Jeff Forehand  
Record at Lipscomb: ..... 28-30  
Career Record: ..... 239-172-1  
Assistant Coach: ..... Brian Ryman  
Assistant Coach: ..... Lantz Wheeler  
Baseball Office Phone: ..... (615) 966-5716  
2007 Overall Record: ..... 28-30  
A-Sun: ..... 12-15  
Postseason: ..... N/A  
Pitchers Returning/Lost: ..... 14/5  
Starters Returning/Lost: ..... 7/1

### Sports Information

Baseball Contact: ..... Krissy Wade  
SID Office Phone: ..... (615) 966-5862  
Press Box Phone: ..... NA  
SID Fax: ..... (615) 966-1806  
Email: ..... wadek1@lipscomb.edu  
Athletics Web Site: ..... lipscombsports.com

## Longwood

Game 42  
April 22, Farmville, Va. ... 6 p.m.

### General Information

Location: ..... Farmville, Va.  
Enrollment: ..... 4,500  
Chancellor: ..... Dr. Patricia P. Cormier  
Director of Athletics: ..... Troy Austin  
Conference: ..... Independent  
Nickname: ..... Lancers  
Colors: ..... Blue & White  
Home Field: ..... Lancer Stadium (500)

### Baseball Information

Head Coach: ..... Buddy Bolding (Milligan, '73)  
Record at Longwood: ..... 795-409-3 (29)  
Career Record: ..... same  
Assistant Coach: ..... Shawn Abell  
Assistant Coach: ..... Billy Daniels  
Baseball Office Phone: ..... (434) 395-2352  
2007 Overall Record: ..... 34-19  
Postseason: ..... NA  
Lettermen Returning/Lost: ..... 15/14  
Starters Returning/Lost: ..... 7/1

### Sports Information

Baseball Contact: ..... Greg Prouty  
SID Office Phone: ..... (434) 395-2097  
Press Box Phone: ..... (434) 395-2568  
SID Fax: ..... (434) 395-2568  
Email: ..... proutygd@longwood.edu  
Athletics Web Site: ..... www.longwoodlancers.com

## Mercer

Games 5, 6 & 7  
February 29, Taylor Field ... 3 p.m.  
March 1 (DH), Taylor Field ... 1 p.m.

### General Information

Location: ..... Macon, Ga.  
Enrollment: ..... 7,400  
Chancellor: ..... William D. Underwood  
Director of Athletics: ..... Bobby Pope  
Conference: ..... Atlantic Sun  
Nickname: ..... Bears  
Colors: ..... Orange & Black  
Home Field: ..... Claude Smith Field (500)

### Baseball Information

Head Coach: ..... Graig Gibson  
Record at Mercer: ..... 115-112 (four seasons)  
Career Record: ..... same  
Assistant Coach: ..... Tim Boeth  
Assistant Coach: ..... Dan McMurtry  
Assistant Coach: ..... Ty Megahee  
Baseball Office Phone: ..... (478) 301-2396  
2007 Overall Record: ..... 33-25  
A-Sun: ..... 17-10  
Postseason: ..... Second  
Lettermen Returning/Lost: ..... 24/12  
Starters Returning/Lost: ..... 7/2 Position, 6/7 Pitchers

### Sports Information

Baseball Contact: ..... Aimee Lind  
SID Office Phone: ..... (478) 301-5218  
Press Box Phone: ..... (478) 301-2339  
SID Fax: ..... (478) 301-5350  
Email: ..... lind\_aj@mercer.edu  
Athletics Web Site: ..... www.mercerbears.com

# OPPONENTS

## North Carolina A&T

Games 18 & 37

March 18, Greensboro, N.C. . . . 3 p.m.  
April 15, Taylor Field . . . 7 p.m.

### General Information

Location: Greensboro, N.C.  
Enrollment: 11,436  
Chancellor: Dr. Stanley F. Battle  
Director of Athletics: Wheeler Brown  
Conference: Mid-Eastern Athletic Conference  
Nickname: Aggies  
Colors: Blue & Gold  
Home Field: War Memorial Stadium (2,000)

### Baseball Information

Head Coach: Keith Shumate (Western Carolina, '88)  
Record at NCA&T: 202-378-2  
Career Record: same  
Assistant Coach: Austin Love  
Assistant Coach: Tim Wilson  
Assistant Coach: Eric Estep  
Baseball Office Phone: (336) 334-7371  
2007 Overall Record: 28-31  
MEAC: 16-11  
Postseason: MEAC Runner-up  
Lettermen Returning/Lost: 30/7  
Starters Returning/Lost: 6/3

### Sports Information

Baseball Contact: Brian Holloway  
SID Office Phone: (336) 334-7141  
Press Box Phone: NA  
SID Fax: (336) 334-7181  
Email: bmhollow@ncat.edu  
Athletics Web Site: www.ncataggies.com

## North Carolina Central

Games 23 & 28

March 25, Durham, N.C. . . . 7 p.m.  
April 1, Taylor Field . . . 7 p.m.

### General Information

Location: Durham, N.C.  
Enrollment: 8,383  
Chancellor: Charlie Nelms  
Director of Athletics: Ingrid Wicker-McCree  
Conference: Independent  
Nickname: Eagles  
Colors: Maroon & Gray  
Home Field: Durham Bulls Athletic Park (10,000)

### Baseball Information

Head Coach: Henry White  
Record at NCCU: 21-24 (1 year)  
Career Record: 348-296 (22 years)  
Baseball Office Phone: (919) 530-6723  
2007 Overall Record: 21-24  
CIAA: 15-5  
Postseason: N/A  
Lettermen Returning/Lost: 15/4  
Position Players Returning/Lost: 11/4  
Pitchers Returning/Lost: 4/0

### Sports Information

Baseball Contact: Kyle Serba  
SID Office Phone: (919) 530-7054  
Press Box Phone: N/A  
SID Fax: (919) 530-5426  
Email: kserba@nccu.edu  
Athletics Web Site: www.nccueaglepride.cstv.com

## North Carolina State

Games 47 & 49

May 2, Raleigh, N.C. . . . 6:30 p.m.  
May 6, Taylor Field . . . 7 p.m.

### General Information

Location: Raleigh, N.C.  
Enrollment: 31,792  
Chancellor: Dr. James Oblinger  
Director of Athletics: Lee Fowler  
Conference: Atlantic Coast Conference  
Nickname: Wolfpack  
Colors: Red & White  
Home Field: Doak Field (2,500)

### Baseball Information

Head Coach: Elliott Avent (VCU, '84)  
Record at NC State: 416-258 (11 years)  
Career Record: 641-467 (19 years)  
Associate Head Coach: Tom Holliday  
Assistant Coach: Chris Hart  
Assistant Coach: Brian Ward  
Baseball Office Phone: (919) 515-3613  
2007 Overall Record: 38-23  
ACC: 16-14  
Postseason: NCAA Regional  
Lettermen Returning/Lost: 19/6  
Starters Returning/Lost: 10/6

### Sports Information

Baseball Contact: Bruce Winkworth  
SID Office Phone: (919) 515-2102  
Press Box Phone: NA  
SID Fax: (919) 515-2898  
Email: bruce\_winkworth@ncsu.edu  
Athletics Web Site: www.gopack.com

## Stetson

Games 19, 20 & 21

March 20, DeLand, Fla. . . . 7 p.m.  
March 21 (DH), DeLand Fla. . . . 1 p.m.

### General Information

Location: DeLand, Fla.  
Enrollment: 2,457  
Chancellor: Dr. H. Douglas Lee  
Director of Athletics: Jeff Altier  
Conference: Atlantic Sun  
Nickname: Hatters  
Colors: Hunter Green & White  
Home Field: Melching Field at Conrad Park (2,500)

### Baseball Information

Head Coach: Pete Dunn (Stetson, '72)  
Record at Stetson: 1044-625-3  
Career Record: Same  
Assistant Coach: Garrett Quinn  
Assistant Coach: Mitch Markham  
Baseball Office Phone: (386) 822-8106  
2007 Overall Record: 42-21  
A-Sun: 21-6  
Postseason: 3-4  
Lettermen Returning/Lost: 29/4  
Starters Returning/Lost: 5/3

### Sports Information

Baseball Contact: Dean Watson  
SID Office Phone: (386) 822-8130  
Press Box Phone: (386) 736-7360  
SID Fax: (386) 822-7486  
Email: dwatson@stetson.edu  
Athletics Web Site: www.gohatters.com

## UNC Wilmington

Games 13 & 33

March 11, Taylor Field . . . 7 p.m.  
April 9, Wilmington, N.C. . . . 7 p.m.

### General Information

Location: Wilmington, N.C.  
Enrollment: 12,000  
Chancellor: Dr. Rosemary DePaolo  
Director of Athletics: Kelly Mehrtens  
Conference: Colonial Athletic Association  
Nickname: Seahawks  
Colors: Teal, Navy & Gold  
Home Field: Brooks Field (3,500)

### Baseball Information

Head Coach: Mark Scalf  
Record at UNCW: 512-419 (16th year)  
Career Record: same  
Assistant Coach: Randy Hood  
Assistant Coach: Jason Howell  
Assistant Coach: Aaron Smith  
Baseball Office Phone: (910) 962-3570  
2007 Overall Record: 29-27  
CAA: 18-11  
Postseason: 0-2  
Lettermen Returning/Lost: 23/7  
Newcomers: 8

### Sports Information

Baseball Contact: Tom Riordan  
SID Office Phone: (910) 962-4099  
Press Box Phone: (910) 395-5141  
SID Fax: (910) 962-3686  
Email: riordant@uncw.edu  
Athletics Web Site: www.UNCWsports.com

## North Florida

Games 29, 30 & 31

April 4, Jacksonville, Fla. . . . 7 p.m.  
April 5 (DH), Jacksonville Fla. . . . 1 p.m.

### General Information

Location: Jacksonville, Fla.  
Enrollment: 16,000  
Chancellor: John Delaney (Florida '77)  
Director of Athletics: Dr. Richard Gropper (South Florida '72)  
Conference: Atlantic Sun  
Nickname: Ospreys  
Colors: Navy Blue & Gray  
Home Field: Harmon Stadium (1,000)

### Baseball Information

Head Coach: Dusty Rhodes (Florida Southern '69)  
Record at UNF: 827-364 (20 years)  
Career Record: 1,130-481 (28 years)  
Assistant Coach: Bob Shepherd  
Assistant Coach: Greg Labbe  
Assistant Coach: Damon Olinto  
Baseball Office Phone: (904) 620-1556  
2007 Overall Record: 24-32  
A-Sun: 13-14  
Postseason: Not Eligible  
Lettermen Returning/Lost: 19/15  
Starters Returning/Lost: 6/3 Position, 10/7 Pitchers

### Sports Information

Baseball Contact: Eric Scott  
SID Office Phone: (904) 620-4029  
Press Box Phone: (904) 620-1557  
SID Fax: (904) 620-2821  
Email: eric.scott@unf.edu  
Athletics Web Site: www.UNFospreys.com

## USC Upstate

Games 15, 16 & 17

March 14, Spartanburg, S.C. . . . 4 p.m.  
March 15 (DH), Spartanburg, S.C. . . . 1 p.m.

### General Information

Location: Spartanburg, S.C.  
Enrollment: 4,800  
Chancellor: John C. Stockwell, Ph.D. (Cedarville, '66)  
Director of Athletics: Mike Hall (Liberty, '81)  
Conference: Atlantic Sun  
Nickname: Spartans  
Colors: Hunter Green, White & Black  
Home Field: Cleveland S. Harley Park

### Baseball Information

Head Coach: Matt Fincher (Georgia Southern, '84)  
Record at Upstate: 265-307 (tenth season)  
Career Record: 265-307  
Assistant Coach: Russell Triplett  
Assistant Coach: Garrett Holmes  
Baseball Office Phone: (864) 503-5135  
2007 Overall Record: 34-25  
Peach Belt: 15-15  
Postseason: T-5th  
Lettermen Returning/Lost: 19/9  
Starters Returning/Lost: 7/2

### Sports Information

Baseball Contact: Joe Guistina  
SID Office Phone: (864) 503-5129  
Press Box Phone: NA  
SID Fax: (864) 503-5127  
Email: jguistina@uscupstate.edu  
Athletics Web Site: www.upstatespartans.com

Since the late 1940's, Taylor Field has been the home of Campbell baseball, but the Taylor Field that hosts the Fighting Camels at the turn of the century is a far cry from that on which they play today. Long praised for having one of the best playing surfaces in the state, the facilities that surround the grounds have been much improved over the last six years.

Upgrades have included the installation of lights to allow for night play and less missed classes for the Camels and their opponents. A new scoreboard, refurbished press box, improved batting cages, bullpen areas and new dugouts and spectator seating have also been added during the last 10 years. Just three seasons ago, foul screens, which includes a low brick wall at the base and four flag poles were added. The latest addition to Taylor Field includes a brand new scoreboard in right field shortly before the 2006 season. It replaced the previous scoreboard which dated back to the 1989 season.

The facility was named in honor of Herbert B. Taylor, an avid supporter of Campbell athletics and friend of Leslie Campbell. Taylor, a former Campbell trustee, was a huge supporter of baseball in the Harnett County area. He organized the Knee Pants Baseball League and received national acclaim when the President of the United States wrote him a personal letter commending his work in this field. Each year, the Taylor Award is presented to the top returning player on the Campbell baseball team.

Taylor Field's dimensions are 337 down the left field line, 368 in the left-center gap, 395 to center, 375 to the right-center gap and 328 down the right field line.



The site hosted the Big South Conference Tournament in 1985, 1987 and 1988. It also was home to the North State Summer League Tournament which included North Carolina, N.C. State, UNC Wilmington, East Carolina as well as Campbell in 1981 and 1982.

## THE WILLARD B. HARRIS TRAINING FACILITY

Inspired by the Los Angeles Dodgers Spring Training Camp in Vero Beach, Florida, Campbell University's Baseball Training Center will provide additional training and development opportunities to those athletes who desire to excel.

The heated building provides space and equipment for supplemental pitching and batting practice for players who, on their own time, desire to further their capabilities. The outdoor pitching and practice infield area permits further development of individual skills.

From a team standpoint, the heated indoor facility offers a site for pre-season and in-season training during inclement weather. These facilities are expected to enhance pitching and hitting capabilities of team members and supplement general practices and scheduled games.

Featured in the facility are three full-length batting cages, which can be utilized for specialized drills or to face live pitching. These cages can be rolled back to make room for various other drills and activities such as pitching or defense specific work. Lining the walls of the hitting facility are several different weightlifting and cardiovascular machines. The facility is not only utilized by the Campbell baseball team, but also the softball, track and cheerleading teams.

A native of Warrenton, N.C. and resident of Martinsville, Va., Willard B Harris is a long-time benefactor of Campbell University

After graduating from John Graham High School in Warrenton, Harris enrolled in college on a baseball scholarship, but a draft notice and subsequent arm injury ended his playing career. He enrolled at Campbell and was a quarterback on its 1948 conference champion football team.

He graduated from the University of North Carolina at Chapel Hill where he received a Bachelor of Science degree and a master's degree.

Harris retired as Vice President/Finance of Tultex Corporation of Martinsville, Va., a sweatshirt manufacturer. He was honored by Campbell in 1987 with the Distinguished Alumni Award.





adidas is the official supplier of Campbell University Athletics

- \* Campbell's baseball history stretches back to the institution's junior college days. Since attaining senior college status, the Fighting Camels diamond squads have won 825 games entering the 2008 season.
- \* At least 43 of Campbell's baseball players have been drafted or signed contracts with professional organizations, with seven Fighting Camels reaching the major leagues. Two Camels were drafted following the 2000 season, Daniel Hall in the 15th round and Byron Batson in the 42nd round, both by the Milwaukee Brewers.
- \* Two former Camels won the coveted Cy Young Award as the top pitcher in Major League Baseball. Jim Perry won the 1970 award after compiling a 24-12 record and a 3.03 earned run average with the Minnesota Twins. Jim's brother, Gaylord, became the first pitcher ever to win the Cy Young in both leagues. He claimed the 1972 American League Cy Young while with the Cleveland Indians and won the 1978 National League honor as a member of the San Diego Padres. The Perry brothers rank as the second winningest sibling pitching combination in Major League history with 529 wins from 1959-82.
- \* Gaylord Perry, who won 314 Major League games, was inducted into the Baseball Hall of Fame in 1991.
- \* Calvin Koonce won junior college All-American honors for the Camels in 1960. He then went on to a 10-year major league career, including World Series championship with the 1969 New York Mets.
- \* Koonce returned to Buies Creek in 1980 as head coach and over the next seven seasons, became the winningest coach in Fighting Camel baseball history. Koonce's teams amassed a 174-123-1 (.586) record and his 1985 and 1986 squads enjoyed the school's first 30-win seasons. The 1986 Big South Coach of the Year, Koonce passed away on October 28, 1993 after a four-year battle with cancer.
- \* The 1985 squad led the nation in home runs per game (2.21) by clouting 106 round-trippers in 49 contests.
- \* On March 30, 1985, freshman outfielder Henry Rochelle set an NCAA Division I record by hitting five home runs in a 38-0 win over Radford at Taylor Field. Rochelle went 8-for-8 on the day, scored eight runs and drove in 10. He established new NCAA records for most homers and total bases (23) in a game and tied the NCAA mark for runs scored. The mark stood until May 9, 1999 when Marshall McDougall of Florida State hit six home runs against Maryland.
- \* In June 1986, John Posey became Campbell's highest draft pick ever when he was selected by the Baltimore Orioles in the second round of the annual June draft. Posey left CU with career records for highest batting average (.401), most home runs (50) and RBI (165) in just three seasons.
- \* In 1988, Kenny Milton was named Third-Team GTE Academic All-America. Kent Cox matched the feat in 1995 by earning Third-Team Academic All-America honors.
- \* The Fighting Camels won the 1988 Big South Conference Tournament with a 17-0 triumph over Baptist in the title game at Conway, South Carolina. CU tied a school record with 32 wins.
- \* Freshman right-hander LaGrande Russell tossed the first no-hit game by a Camel on the Division I level on Apr. 29, 1989 when he blanked Augusta College in a seven-inning game played at Fayetteville, North Carolina.
- \* Campbell made an improbable run to the 1990 Big South Conference Championship and earned the league's automatic berth to the NCAA Regionals. After finishing the regular season 11-31, CU swept through the Big South tourney in four games and went on to face top-ranked Stanford and Southern Illinois in the NCAA West I Regional at Palo Alto, California.
- \* Junior catcher J.C. Hendrix was named Big South Player of the Year in 1991 after ranking fourth nationally in hitting with a school record .464 batting average.
- \* Campbell began play in the Trans America Athletic Conference in the 1994-95 academic year (renamed the Atlantic Sun in June 2001).
- \* Kent Cox ended his career in 1996 with school records for most hits (269), games (207) and at-bats (774). Cox is tied for seventh in school history with a .348 career average.
- \* In 1998, William McLean became the third Camel to earn GTE Academic All-American honors in a decade.
- \* In 1999, Wes Hepler was named Honorable Mention Freshman All-America by Collegiate Baseball after he posted a 6-2 won-lost record and 4.57 ERA.
- \* Campbell was represented on the GTE Academic All-District 3 Baseball team for the sixth consecutive year when first baseman Mike Campbell was selected in 1999.
- \* In 2000, the Camels advanced to the championship game of the TAAC Tournament. CU recorded four wins over nationally-ranked teams that season. Chip Smith was named TAAC Coach of the Year.
- \* In 2000, Nic Carter was named Honorable Mention Freshman All-America by Collegiate Baseball after he batted .300 with 24 RBI and 13 stolen bases.
- \* In 2001, The Camels recorded the most wins in school history (33). CU set a new school-record for conference wins (17) and stolen bases (104). Wes Hepler set a single season school-record for wins in a season (11). Four Fighting Camels received All-Conference honors.
- \* In 2001, Rob Finch was named Honorable Mention Freshman All-America by Collegiate Baseball after posting a 4-4 record and a 4.57 ERA.
- \* On May 10, 2002, CU defeated Samford 9-8, giving Chip Smith his 175th coaching win at Campbell to pass Calvin Koonce as the school's all-time winningest head coach.
- \* In 2002, Nic Carter was selected in the fourth round of the Major League Baseball draft by the Milwaukee Brewers. In just three years, Carter set the school record for career triples (15) and stolen bases (76).
- \* In 2003, Derek Barrows was drafted in the 30th round of the Major League Baseball draft by the San Francisco Giants. Barrows was the 10th player under former coach Chip Smith's watch to be drafted or sign a professional contract.
- \* In 2005, Mike Priest was named to the ESPN The Magazine / Academic All-America University Division Baseball second-team as voted on by the College Sports Information Directors of America (CoSIDA). Priest maintained a 3.90 GPA while majoring in biology / pre-med.
- \* On Feb. 19, 2005 Campbell swept Ohio in a double-header to give former coach Chip Smith 400 wins in his collegiate coaching career.
- \* In 2006 Mike Priest ended a decorated career by earning ESPN The Magazine / Academic All-America University Division Baseball first team honors. Priest ended his three year stint with the Camels by setting the single season record for hits (90) while posting a 3.9 GPA studying biology / pre-med.



## Athletic Training

Campbell University student-athletes have access to one of the finest sports medicine care programs in North Carolina. CU's Athletic Training staff offers all Fighting Camel student-athletes the best available medical care for athletic injuries. They design and implement programs to prevent, manage and treat athletic injuries. They also supervise injury rehabilitation programs that are designed to return the athlete to athletic activity as

quickly and safely as possible.

The athletic training services program is directed by head athletic trainer Dave Hammons, assistant athletic trainers Jackie Knight, Brandon Sherrell and McKelle Ulm, and three athletic training interns.

In addition, the staff also provides supervision to students majoring in athletic training. These students are enrolled in a challenging academic major that not only requires that they make the grade in the classroom but also must excel in real-life situations. The education program is directed by Dr. Mary Jones.

The Athletic Training staff also works closely with Dr. Chris Stewart, M.D., and Mr. Jerry Brenneman, P.A., of Campbell University Student Health Services and team physicians Dr. Bill Hage of Triangle Orthopaedic Associates of Raleigh and Dr. Michael Hart of Carolina Family Practice and Sports Medicine of Cary to provide quality physician services to student-athletes. Chiropractic services are provided by David Creech of Creech Chiropractic in Apex and Damien Rodulfo of Healing Hands Chiropractic in Dunn.

Other allied health care needs available within the athletic training services program include optometry, dentistry and sports massage.



## Strength and Conditioning

The Campbell University strength and conditioning facilities are located inside Carter Gymnasium and the Willard B. Harris Training Center.

Although specific strength and conditioning programs are designed for each sport, the basic goal is the same – to help athletes increase their full potential in all areas of fitness: strength, speed, flexibility and stamina.

Workouts are supervised by David Johnston, who is in his third year as the director of Campbell's strength and conditioning program. To assist in the student-athlete's routines, the improved facilities are stocked with a wide array of free weights, stationary plate-loaded machines and a strong amount of aerobic machines.

Members of each of CU's 20 varsity teams meet on a weekly basis, with some teams training and preparing for competition several times a week. Campbell's strength and conditioning program has an ultimate goal of achieving the maximum potential, in order to better prepare student-athletes in competition.



## Student-Athlete Support Program

The Campbell Athletics Department is committed to academic excellence and to promoting student-athlete welfare through the broad-based Student-Athlete Support Program. Under the guidance of Tony Hatmaker, Associate Athletic Director for Compliance and Academic Services, and full-time assistants Heather Lee and Adam Laney, programs are available that provide opportunities for student-athletes to grow academically,

socially, spiritually, emotionally and physically.

The Student-Athlete Support Program was created to assist student-athletes with a

number of issues ranging from the development of personal responsibility and educational goals to addressing personal and social problems that are unique to the Division I student-athlete.

Some of the services offered through the Student-Athlete Support Program are the Individual Study Plan program, tutorial sessions, study halls, one-on-one academic advising, Student-Athlete Advisory Committee, NCAA Life Skills and other academic support services.

The Academic Support Center is the focal point of the program. The center is open seven days a week with flexible hours designed to accommodate the busy schedule of a student-athlete. The center has been designed to serve as an optimal learning environment, while providing the student-athlete with all the tools necessary to achieve academic success.

The center is equipped with several computer work stations, individual study carrels, and areas for monitored group study and tutorial work. Tutorial sessions of different subject areas are provided several times a week for the student-athletes. The center provides the student-athlete with a convenient place to study, either individually or in a group setting, where his or her progress can be supervised.

The Student-Athlete Advisory Committee is comprised of members of the 20 varsity sport programs at Campbell who are nominated by their head coaches. The group was organized to facilitate communication and involvement between student-athletes and administrators and to better integrate athletes into the general student body.

As a branch of the SAAC, the Camels CARE Team is comprised of student-advisory members, whose mission is to develop ways to increase university representation in community service activities. Proposed committee activities include: Special Olympics, "Adopt-a-Grandparent," tutoring services for local grade schools, the Big Brother/Big Sister organization and a speakers bureau.

To these young adults, athletics becomes more than an end in itself, but rather a means by which they may fully develop their character, and in the process, make a positive impact on the world around them.

## The Fighting Camel

Many stories exist as to the origin of the nickname "Fighting Camels" and the adoption of a camel as the mascot of Campbell University athletic teams. To date, there is still uncertainty as to why the unique mascot (only one other school in the United States -- and none in Division I -- has the nickname "Camels") was chosen.

According to historian J. Winston Pearce, author of "Campbell College, Big Miracle in Little Buies Creek," the nickname's origin perhaps stretches back to the turn of the century when all but one of the school's original buildings were destroyed by fire. In the aftermath, Z.T. Kivett visited the school's founder and president, Dr. James Archibald Campbell, at his residence.

As Dr. Campbell bemoaned the fate of the institution he had worked 13 years to build, Mr. Kivett encouraged him, "Your name's Campbell; then get a hump on you! We've got work to do." Dr. Campbell thought that Mr. Kivett said, "You're a camel, get a hump on you." Hence the nomadic nickname.

Campbell's athletic teams were originally named the "Hornets." Copies of Creek Pebbles, the school newspaper, in the 1920s and 1930s described the teams as "Hornets." Other references to the athletic teams were "The Campbells" or the "Campbellites."

Although an official date is unknown, the changing of the mascot to a camel came in late 1933 or early 1934. There is no explanation why the nickname was changed to Camels, only this one sentence was printed in the Jan. 13, 1934 issue of Creek Pebbles: "Eight new men were recently initiated into Campbell's monogram club, which has changed its name from 'Hornets' to 'Camels.'"

From that point on, all Campbell athletic teams have proudly worn the Camel mascot.



Major recording artists such as the Dave Matthews Band, Coldplay, Rod Stewart, Tim McGraw, Jimmy Buffett, Kenny Chesney and Tom Petty have performed recently at the Alltel Pavilion.



Raleigh Capitol Square



Raleigh Skyline

Campbell University is located in the small town of Buies Creek. The Campus is situated approximately half-way between Raleigh (30 miles south) and Fayetteville (28 miles north) in the Cape Fear Region of North Carolina.

### Raleigh Facts:

- Capital of North Carolina
- Population: over 300,000
- Home to the Alltel Pavilion at Walnut Creek and the North Carolina State Fair (Oct.)
- RDU International Airport takes flights from 12 different airlines

### Fayetteville Facts:


- Nickname is All-American City
- Sixth largest city and fourth largest metropolitan area in the state
- Population: 300,000 – including Fort Bragg Army Base and Pope Air Force Base

### Fort Bragg Facts:

- Formed as Camp Bragg in 1918
- Home to the famed 82nd Airborne Division and the U.S. Army Special Operations Command
- 42,000 soldiers station at Fort Bragg

### Distance from the Creek:

- Raleigh 35 minutes
- Fayetteville 35 minutes
- RDU Airport 45 minutes
- Wrightsville Beach 2 hours
- Grandfather Mountain 4 hours
- Charlotte 3 hours



The RBC Center – a state-of-the-art arena located in western Raleigh – is home to the NHL's Carolina Hurricanes, N.C. State men's basketball, and numerous indoor concerts, circuses and trade shows each year.

# ATLANTIC SUN CONFERENCE

NCAA Division I Since 1978



Belmont • Campbell • ETSU • FGCU • Gardner-Webb  
Jacksonville • Kennesaw State • Lipscomb • Mercer  
North Florida • Stetson • USC Upstate




Exclusive marketing partner  
of the Atlantic Sun Conference



Senior  
Scott Brandon



Senior  
Mike Causey



Senior  
Justin Lilly



Senior  
Matt Martinez



f e b r u a r y

SUNDAY	MONDAY	TUESDAY	WEDNESDAY	THURSDAY	FRIDAY	SATURDAY
						1
						2
3	4	5	6	7	8	9
10	11	12	13	14	15	16
17	18	19	20	21	22	23
					Dayton 1:00	Dayton 10:00 am
24	25		26	27	28	29
		High Point 4:00				Warner 2:00

m a r c h

SUNDAY	MONDAY	TUESDAY	WEDNESDAY	THURSDAY	FRIDAY	SATURDAY
						Warner 1:00 (SO)
2	3		4	5	6	
		Florida 6:00	Florida 6:00		East Tennessee State 4:00	Tennessee State 4:00 (SO)
9	10		11	12	13	14
		UNC Wilmington 7:00	UNC Wilmington 7:00			
16	17		18	19	20	21
		North Carolina A&T 2:00			State 7:00	State 1:00 (SO)
23		24	25	26	27	28
	Green 2:00					
30	31	North Carolina Central 7:00	East Carolina 6:00		Florida Gulf Coast 4:00	Florida Gulf Coast 1:00 (SO)

a p r i l

SUNDAY	MONDAY	TUESDAY	WEDNESDAY	THURSDAY	FRIDAY	SATURDAY
			1	2	3	4
		North Carolina Central 7:00				
					LINE 7:00	LINE 1:00 (SO)
6	7		8	9	10	11
		High Point 7:00	UNC Wilmington 7:00			
13	14		15	16	17	18
		North Carolina A&T 7:00	Duke 7:00			
20	21		22	23	24	25
		Longwood 6:00	East Carolina 7:00			
27	28	29	30			26
					Kennesaw State 4:00 (SO)	Kennesaw State 1:00

m a y

SUNDAY	MONDAY	TUESDAY	WEDNESDAY	THURSDAY	FRIDAY	SATURDAY
					1	2
					North Carolina State 6:00	UNC 7:00
4	5		6	7	8	9
		North Carolina State 7:00				
					Belmont 4:00 (SO)	Belmont 2:00
11	12		13	14	15	16
		Duke 7:00				
					Longwood 1:00 (SO)	
18	19	20	21	22	23	24
			A-Sun Tournament	A-Sun Tournament	A-Sun Tournament	A-Sun Tournament
25	26	27	28	29	30	31

- Home Game    - Away Game