



IFC .....	Camels in the Pros
1 .....	Table of Contents
2-3 .....	2007 Season Outlook
4.....	Roster and Geographical Breakdown
5-10 .....	Returning Players Bios
11-13 .....	Newcomers Bios
14.....	Head Coach Chris Wiley
15.....	Assistant Coaches
16.....	2006 Results
17.....	2006 Statistics
18.....	All-Time Coaching Results
19.....	Single Game Records
20-24.....	Single Season Individual Records
24.....	Single Season Team Records
24-29.....	Career Records
30.....	Honors
31-32.....	All-Time Roster
33-38.....	Season-by-Season Results
39.....	All-Time vs. Opponents
40-42.....	2007 Opponents
43.....	Taylor Field / Willard B. Harris Training Facility
45.....	Baseball Highlights
46.....	Student-Athlete Support Staff
47.....	Surrounding the Creek
48.....	Atlantic Sun Conference
IBC.....	Campbell University at a Glance



Editor: ..... Matt Marek  
 Editorial Assistance:..... Adam Prendergast, Stan Cole,  
   John Owens, and Nikki Carnemolla  
 Photography:.....Bennett Scarborough, Todd Scarborough,  
                         Todd Drexler, L. Scott Mann, Mike Cox and Wesley Jackson  
 Design: .....Bob von Bulow  
 Printing: .....Tennant Printing Co. of DeLand, Fla.

Location: ..... Buies Creek, N.C.  
 Founded: ..... 1887  
 Enrollment: ..... 10,471 (All), 6,982 (Main)  
 Nickname: ..... Fighting Camels  
 Colors: ..... Orange & Black  
 Home Facility: ..... Taylor Field  
 Press Box Phone: ..... (910) 814-4781  
 Capacity/Surface: ..... 1,000 / Grass  
 Dimensions: ..... 337 LF, 368 LCF, 395 CF,  
 375 RCF, 328 RF  
 Affiliation: ..... NCAA Division I  
 Conference: ..... Atlantic Sun  
 President: ..... Dr. Jerry M. Wallace (East Carolina, '56)  
 Director of Athletics: ..... Stan Williamson (La. Tech, '85)  
 Athletic Department Phone: ..... (910) 893.1327

First Year (Senior College): ..... 1963  
Overall Record: ..... 814-952-6  
Most Wins: ..... 33 (2001)  
Most Losses: ..... 40 (1997, 1991)  
Last NCAA Appearance: ..... 1990, NCAA West I Regional

Head Coach:..... Chris Wiley (Campbell, '03)  
 Email: ..... wileyc@campbell.edu  
 Office Phone:..... (910) 893-1354  
 Record at Campbell:..... First season  
 Pitching Coach:.....Brad Schrock (Carson-Newman, '02)  
 Email: ..... schrockb@campbell.edu  
 Office Phone:..... (910) 814-4335  
 Assistant Coach: ..... Alston Hatch (Campbell, '06)  
 Email: ..... wahatch@campbell.edu  
 Office Phone:..... (910) 893-1338

Baseball Contact: ..... Matt Marek  
Email: ..... mmmmarek0531@campbell.edu  
Phone: ..... (910) 814-4367  
Assistant A.D. / Media Services: ..... Stan Cole  
Email: ..... cole@campbell.edu  
Phone: ..... (910) 893-1331  
Asst. Director for Media Services: ..... Adam Prendergast  
Email: ..... prendergasta@campbell.edu  
Phone: ..... (910) 893-1369  
Director of Broadcasting: ..... Robert Harper  
Email: ..... harperr@campbell.edu  
Phone: ..... (910) 893-1822  
Athletics Web Site: ..... www.gocamels.com  
SID Fax: ..... (910) 893-1330



# SEASON OUTLOOK

## Fresh Faces, Key Returnees Look to Bring Camels Success in 2007

The 2007 Fighting Camels will have a vastly different look from the 2006 squad. Gone are 23 players who accounted for a vast majority of the playing time and production. Shaking up the roster are seven true freshman and six transfers eager to make an impact on the everyday lineup. These 13 new faces will look to gel with 14 returnees to help Campbell to a successful 2007 season.

The 2006 cast finished with a 19-38 record overall and a 13-17 mark in Atlantic Sun play as the Camels qualified for their second Atlantic Sun Tournament in three years. The story of the season was the inability to win close games, as the Camels lost 17 games by two runs or less.

With new faces at several key positions, the Camels will look to contend in the Atlantic Sun from wire to wire in 2007.

## Catchers

Catching took a big hit for Campbell over the summer. With the graduation of Matt Marek and the transfer of rising senior David Forbes to East Carolina, the Camels lost two solid backstops from offensive and defensive standpoints. Forbes and Marek teamed up to start 54 of 57 games behind the plate in 2006. Their void will be filled by redshirt sophomore Todd Matthews and freshmen Bryan Braswell, Andrew Caron and Brandon York. Matthews and the trio of freshmen will have to continually learn from their experience and learn how to handle the staff in a short period of time.

Heading into the season Braswell will most likely be the opening day starter. Braswell comes to Campbell from Northern Nash HS in Rocky Mount, N.C. where he was named to the all-state team last season after hitting .315 and throwing out 80 percent of attempted base-stealers. Braswell's ability to work with the pitching staff coupled with a strong throwing arm will be his biggest assets to the Camels this season.

Matthews batted .286 in limited action, seeing time in 14 games last spring in various roles. An injury to his foot in the fall may limit his availability, but there is a possibility that Matthews will be ready for the '07 season.

Matthews' leadership skills behind the plate will be counted on when he's out on the field and in practice helping bring along the new freshmen. Matthews showed his potential at the plate in limited action last year where he has the potential to be a solid line-drive type singles hitter.

Caron should also challenge for time behind the plate. The Waynesboro, Pa. native joins the Camels after a successful senior season at Waynesboro Area HS in which he batted .400 with two home runs and 25 RBI en route to an all-conference and Mid-Penn all-star selection.

The coaching staff has a lot of confidence in Caron after he showcased his capabilities in the fall. Caron's physical strength serves him well, and some fine-tuning of his throwing from behind the plate this fall will pay dividends in stopping the opponent's running game this spring. Caron has a bright future ahead of him and has the potential to produce when called on this season.

York will provide much needed depth to the catching corps as a reliable option off the bench. He makes the trek to Campbell from Miller's Creek, N.C. where this past summer he led his Caldwell American Legion Baseball squad with a .440 average. While at West Wilkes HS he helped lead his team to three state tournaments in four seasons.



Jacob Allen

## Infield

CU returns the middle part of its starting infield from last season in sophomores Jacob Allen and Ryan Hamme. However, two big voids were left at the corners by the graduation of Mike Priest and Tim Holt. Priest's and Holt's name dot the Campbell record book as Priest sits in the top-10 in seven single-season categories while Holt holds similar standing in four. On the career list, Priest occupies 10 top-10 slots.

With the departure of Priest, Hamme is set to make the move from second to first base. Hamme, a Wilmington, N.C. native, earned a second team All-Atlantic Sun nod last season to go along with Atlantic Sun All-Freshman Team honors after batting .312 with two home runs and 31 RBI.

Hamme's overall upside and size has allowed for a smooth transition from second to first base, and is expected to be a key contributor in the middle of the Campbell lineup again this season.

Allen looks to return to his role as the everyday shortstop for the Camels. The sophomore from Raleigh, N.C. was a fixture in the everyday lineup, as he was one of three Camels to play in 56 of 57 games last season. Allen accumulated a .234 average with three home runs and 25 RBI last season and will look to improve in '07 with the experience gained from '06.

Allen came in as a highly touted freshman, being named one of the top 50 recruits in North Carolina for the 2005 graduating class. By getting thrown in the fire last season, Allen earned valuable experience and made great strides. The belief around the program is that Allen will keep getting better and will produce for the Camels for years to come.

Zach Johnson looks to be the prime candidate to be Allen's partner in the middle of the infield. The freshman from Smithfield, N.C. gives the Camels what has the potential to be a strong double-play combo. Johnson brings an impressive resume with him to Campbell. He was a two-time all conference selection and team defensive MVP his junior and senior seasons. Johnson finished his high school career by batting .428 with five home runs and 28 RBI his senior season.

Johnson's blue-collar attitude has carried over from high school through the fall season, as he has worked hard to correct some issues with his swing. His defensive skills look to be as sharp as any on the team, as he turns the double play as well, if not better, than anybody on the team. Johnson's production on the offensive and defensive side sides will be vital to the success of the team this spring.

Freshman Rob Lyerly appears to be in line to take over starting duties at third base. The Indian Trail, N.C. native was an integral part of his Piedmont High School team, as he was a two-time All-State selection and put up a .402 average to go along with eight home runs and 63 RBI in his three-year high school career.

Lyerly's versatility has been a boost to the Camels, as he came in as a shortstop but can be called upon to play second or third as well. Lyerly's outstanding fall swinging the bat has will hopefully carry over to give the Camels an offensive boost.

Robb Meng should also challenge for a good amount of playing time in the Campbell infield. The junior transferred to CU from Monroe Community College in Rochester, N.Y. where he set the school's single season records hits (82) and doubles (24). His strong stick and ability to play solid defense will give Meng a good opportunity to make his mark on the Camels this spring.

Another redshirt freshman Matt Gardner returns from last year giving the Camels another option in the middle of the infield. Gardner hails from Huntersville, N.C. where he lettered three times for Hopewell HS. During the '06 season Gardner excelled in the classroom, where he earned a place on the Atlantic Sun All-Academic Team.

Freshman Blake Lowry comes into the spring as one of the options for the designated hitter role. In his high school career at Garner Magnet High School, Lowry showed a penchant for the long ball, belting 26 home runs in his four-year high school career. His senior season proved to be a productive one, as he batted .350 with nine home runs. His efforts earned him a second team all-state selection his junior season and a first team selection his senior year.

Lowry's power could give the Campbell lineup the power boost it needs this season. This will help the freshman log some at-bats at the DH spot this spring.

Mike Cheeseman will also challenge for some at-bats at the DH spot. The redshirt freshman was hampered by injuries last season and this fall, but should be 100% for the beginning of the '07 slate. A Burlington, Vt. native, Cheeseman



Quinn LeSage



# SEASON OUTLOOK

was a four-year letter-winner at Burlington High School, where he was named to the All-Metro Team his sophomore and junior seasons.

## Outfield

Last season, the outfield was the deepest of any position on the Camel squad. This season the outfield situation has taken an about-face, as CU comes into the season with Brandon Scott, Daniel Smith, Carlton Floyd and Mike Causey occupying the only outfield spots on the roster. However, the members of this foursome all bring college experience to the table, giving the Camels reason to be optimistic.

Scott, a Robersonville, N.C. native, took hold of the starting right field position early last season and never relinquished it. Scott batted .364 with four home runs, 26 RBI and amassed a team-leading 25 stolen bases. His stellar '06 season earned him a second-team All-Atlantic Sun selection.

Smith, a versatile redshirt sophomore, will be looked upon to make the move from second base to the outfield this season. Last season the Raleigh, N.C. native saw action in 28 games producing a .257 average while driving in seven runs.

Smith is one of three current Camels that begin their third season on the team. His experience in the program could pay-off for CU this spring. Smith is an average-type, contact hitter which will provide the Camels a solid option in the outfield.

The Camels continued to tap into their pipeline from Lenoir Community College, as Causey is one of four Lancer alums to occupy a roster spot for CU. The junior from Wilmington played a key role in Lenoir's success last season as he earned first team All Region X honors after hitting .361 with seven home runs and 53 RBI.

Causey's athleticism will help in the outfield, and his two years of experience at Lenoir will give the Camels another veteran presence in the outfield.

## Pitchers

The strength of this year's edition of Fighting Camel baseball lies in the pitching staff, led by pitching coach Brad Schrock. All three of CU's weekend starters in Blake Herring, Chris England and Quinn LeSage return for their senior year, while set-up man Ryan Hamme and anticipated closer Brandon Scott come back to anchor the back end of the bullpen for CU.

The staff also returns sophomore relievers Carlton Floyd and Jared Lehman while Carlos Dominguez also returns after not seeing any game action last year. The final returning member of the pitching corps is Austin Harris, who will sit out the 2007 season after having off-season Tommy John surgery. In addition to the host of returnees, the Camels boast four new pitchers to round out a deep and talented pitching staff.

LeSage comes off a solid junior campaign in which he tied for the team lead in wins (5), logging 86.1 innings for CU. The right-hander from Helena, Mont. transferred to Campbell from Columbia Basin Community College in Pasco, Wash. LeSage will be counted on to produce wins on the weekend for the Camels in the 2007 season.

This fall LeSage emerged as leader on and off the field, which is a plus to go along with his solid skills on the hill. LeSage's competitive fire and reliability on the mound are major assets to a squad that will need big things from him this year.



Ryan Hamme

Herring played a big role in his first season for the Camels. The junior transfer from Lenoir Community College put up a 3-3 record with a 5.36 ERA in 85.2 innings. Herring led the Camels in several other statistical categories such as appearances, games started, strikeouts and complete games and figures to play a large part in the Camels success in 2007.

Herring is one of the anchors of the pitching staff with three quality pitches and a knack for keeping baserunners close. His pickoff move is viewed as the best on the team.

England is the third of the expected weekend starters for the Camels this season. The senior from Bradford, Ontario was shuffled between his middle relief role and starting role throughout the season, as he made a team-leading 19 appearances, starting seven of them. England wound up tied for the team lead in wins, putting up a 5-6 record with four coming as the starter.

Floyd returns expecting to fill numerous roles for CU. Floyd should challenge for a starting spot in the outfield while also providing the Camels a left-handed hitting option in the designated hitter spot. Floyd saw nearly all of his action as the Camel's first left-handed option out of the bullpen last season. The Riegelwood, N.C. native made 17 relief appearances, sporting a 6.23 ERA in 21.2 innings of work. His lone win of the year was arguably Campbell's biggest, as he pitched 2.1 innings of scoreless relief to defeat Texas Tech 7-5.

Floyd's arm will be counted on again to log innings out of the CU bullpen, as his solid fall on the mound solidified his spot on the staff. The Camels will also turn to Floyd for his bat and fielding abilities.

Lehman, of Pine Grove, Pa., will look to make an impact on the staff this season as well. The sophomore right hander hurled 8.2 innings spread out over seven appearances. Lehman will be counted on to solidify the middle of the bullpen as well as making the occasional spot-start for the Camels.

Dominguez returns in '07 looking to log some innings for the Camels. The native Venezuelan did not see any game action last season, but should challenge for some time out of the Campbell bullpen.

Three junior college transfers and one freshman will make up the remainder of the '07 Camel pitching staff. Matt Martinez, Justin Lilly and Trevor Smith all come in from the junior college ranks while Wilmington, N.C. product Hunter Ford stands as the lone freshman on the Camel staff.

Smith joins the Camels after one season at Lenoir Community College. A local product from Lillington, N.C. and Harnett Central HS, Smith led the LCC Lancers with a 9-1 record and 75 strikeouts last season. The sophomore is slated to play a big role on Campbell's staff and should make a push for a starting spot.

Smith will be counted on to log innings, whether it be starting or relieving, and will be one of the keys to the success of the pitching staff this year.

Lilly begins his Campbell tenure after spending his first two seasons at Louisburg College. The Camels have had success with pitchers from LCC. In 2005 for CU, Hurricane Mike Ange earned second team Atlantic Sun honors. Likewise, Lilly looks to be one of CU's go to guys this spring after compiling a 3-2 record with a 3.57 ERA and 19 strikeouts in 17.2 innings in 2006. Lilly's breaking ball will be an asset, as big things are expected from the tall right-hander this season.

Martinez rounds out the new junior college arms for the '07 season. The Peoria, Ariz. native brings some west coast flare to the Camel staff, as he comes to Buies Creek from Phoenix College in Arizona. During his two years as a Bear, the junior lefthander pitched 126.2 innings, compiling four wins and striking out 68 batters.

Martinez worked in the fall, changing his delivery to get more movement on his fastball. Martinez should see a quality number of innings on the mound because of his ability to miss bats and keep hitters off-balance.

Ford stands as the lone freshman pitcher on an experienced staff. The Wilmington, N.C. native joins the Camels and former Ashley High teammate Ryan Hamme after a successful high school career for the Eagles. His junior season proved to be a memorable one as he was named to the North Carolina Preps All-State Team after posting a 1.14 ERA and setting the school record for shutouts.

Ford will be used exclusively in a middle-relief role for the Camels. His solid fall showing ensured the freshman opportunities this spring.

All-in-all, the 2007 season proves to be one of great promise for the Fighting Camels. With depth on the mound and solid players at every position, the Camels look to make some noise in the always tough Atlantic Sun.



Chris England



# BASEBALL ROSTER



#	Name	Pos.	B/T	Ht.	Wt.	Cl.	Hometown/Previous School
1	Brandon Scott	RHP/OF	R/R	6-2	185	Jr.	Robersonville, N.C. / North Pitt HS
2	Daniel Smith	INF/OF	L/R	5-9	175	So.-RS	Raleigh, N.C. / Millbrook HS
3	Mike Causey	OF	R/R	6-1	210	Jr.	Wilmington, N.C. / Lenoir CC
4	Zach Johnson	2B	R/R	6-1	185	Fr.	Smithfield, N.C. / Smithfield-Selma HS
5	Rob Lyerly	SS	L/R	6-1	185	Fr.	Indian Trail, N.C. / Piedmont HS
6	Matt Martinez	LHP	L/L	5-10	160	Jr.	Peoria, Ariz. / Phoenix College
7	Austin Harris	RHP	R/R	6-2	190	So.-RS	Troy, N.C. / West Montgomery HS
8	Jacob Allen	INF	L/R	6-1	185	So.	Raleigh, N.C. / Millbrook HS
10	Hunter Ford	LHP	L/L	5-10	180	Fr.	Wilmington, N.C. / Ashley HS
11	Robb Meng	3B	R/R	5-11	185	Jr.	Rochester, N.Y. / Monroe CC
14	Ryan Hamme	1B/RHP	L/R	6-3	205	So.	Wilmington, N.C. / Ashley HS
15	Justin Lilly	RHP	R/R	6-4	215	Jr.	Raleigh, N.C. / Louisburg College
16	Matt Gardner	INF	R/R	5-8	150	Fr.-RS	Huntersville, N.C. / Hopewell HS
18	Mike Cheeseman	1B/C	R/R	6-1	225	Fr.-RS	Burlington, Vt. / Burlington HS
20	Andrew Caron	C	R/R	6-0	225	Fr.	Waynesboro, Pa. / Waynesboro Area HS
21	Blake Lowry	1B	R/R	6-3	230	Fr.	Garner, N.C. / Garner HS
22	Todd Matthews	C	R/R	5-8	185	So.-RS	Mukilteo, Wash. / Kamiak HS
23	Brandon York	C	R/R	6-1	235	Fr.	Millers Creek, N.C. / West Wilkes HS
24	Carlton Floyd	OF/LHP	L/L	5-11	180	So.	Riegelwood, N.C. / Waccamaw Academy
25	John Watlington	INF	R/R	5-11	185	So.	Yanceyville, N.C. / UNC Asheville
28	Bryan Braswell	C	R/R	6-1	190	Fr.	Rocky Mount, N.C. / Northern Nash HS
30	Trevor Smith	RHP	R/R	6-1	195	So.	Lillington, N.C. / Lenoir CC
32	Quinn LeSage	RHP	R/R	6-5	210	Sr.	Helena, Mont. / Columbia Basin
35	Carlos Dominguez	RHP	R/R	6-5	195	So.	Carabelleda, Venezuela / Colegio La Merced
37	Jared Lehman	RHP	R/R	6-3	200	So.	Pine Grove, Pa. / Pine Grove Area HS
38	Chris England	RHP	L/R	6-1	210	Sr.	Bradford, Ontario, Canada / Lenoir CC
48	Blake Herring	RHP	R/R	6-0	230	Sr.	Snow Hill, N.C. / Lenoir CC

**Head Coach:** Chris Wiley (1st year, Campbell 2003)

**Assistant Coach:** Brad Schrock (2nd year, Cason-Newman 2002)

**Assistant Coach:** Alston Hatch (1st year, Campbell 2006)

## Fighting Camels by State/Country

### North Carolina (18)

#	Name	Pos.
1	Brandon Scott	OF/RHP
2	Daniel Smith	INF/OF
3	Mike Causey	OF
4	Zach Johnson	2B
5	Rob Lyerly	SS
7	Austin Harris	RHP
8	Jacob Allen	INF
10	Hunter Ford	LHP
14	Ryan Hamme	1B/RHP
15	Justin Lilly	RHP
16	Matt Gardner	INF
21	Blake Lowry	1B
23	Brandon York	C
25	John Watlington	INF
24	Carlton Floyd	OF/LHP
28	Bryan Braswell	C
30	Trevor Smith	RHP
48	Blake Herring	RHP

### Arizona (1)

6	Matt Martinez	LHP
---	---------------	-----

### Montana (1)

32	Quinn LeSage	RHP
----	--------------	-----

### New York (1)

11	Robb Meng	3B
----	-----------	----

### Pennsylvania (2)

20	Andrew Caron	C
37	Jared Lehman	RHP

### Vermont (1)

29	Mike Cheeseman	1B/C
----	----------------	------

### Washington (1)

22	Todd Matthews	C
----	---------------	---

### Canada (1)

38	Chris England	RHP
----	---------------	-----

### Venezuela (1)

35	Carlos Dominguez	RHP
----	------------------	-----



## MEET THE CAMELS



**chris**  
**ENGLAND** **38**

Senior • 6-1 • 210 • RHP • L/R  
Bradford, Ontario • Lenoir CC

**2006:** The Camels co-leader in appearances with 19 ... Started seven games, tying for the team lead in wins with a 5-6 record ... Tied for the team lead with two complete games ... Struck out 26 batters in 59.1 innings of work ... Recorded first win of the season in relief at North Carolina A&T (2/24) ... Pitched seven innings, giving up two earned runs on four hits in a 13-2 victory at Gardner-Webb (4/8) ... Notched his third victory of the season by pitching a seven-hit, complete game over Lipscomb (4/14) ... Pitched 7.2 innings, giving up two earned runs in recording his fourth win of the year over Mercer (4/28) ... Recorded his fifth victory against Kennesaw State (5/19) ...

**Lenoir CC:** Was an All-Region X selection for the Lancers in 2005 ...

**Personal:** Christopher England is the son of Steve and Sandy England... Has a younger sister, Ashleigh... Born Sept. 19, 1985 in East York, Ontario, Canada... A political science major.

Chris England's Career Stats



**blake**  
**HERRING** **48**

Senior • 6-0 • 230 • RHP • R/R  
Snow Hill, N.C. ... Lenoir CC

**2006:** The Camels co-leader in appearances with 19 ... Posted a 3-3 record, starting a team-high 12 games ... Led the team in strikeouts with 61 ... Was second in innings pitched with 85.2 ... Earned first win of the year by pitching two innings of relief against Longwood (3/22) ... Picked up his second win of the year by pitching 6.2 innings of relief against East Tennessee State (3/25) ... Tallied third win by giving up two earned runs over seven innings of work at Gardner-Webb (4/7) ... Was tough-luck loser at Florida Atlantic (3/31) where he gave up two earned runs on four hits in a complete game loss in which the Camels were no-hit ... Lost other complete game outing of the season at Stetson (4/21), giving up five earned runs on seven hits ...

**Prep (Greene Central):** A 2003 graduate of Greene Central High School in Snow Hill, N.C. ... A two year letter winner for the Rams, he was a part of the teams four-year run as conference champions ... Selected team MVP his senior year, after earning Conference Player of the Year honors and all-state and all-area recognition ... Was also an all-conference and all-area selection his junior season ... Was also an all-conference and all-area football player for the Rams ...

**Personal:** Anthony Blake Herring is the son of Gary and Angie Herring... Has a pair of older brothers, Austin and Tyler... Born Sept. 7, 1985 in Snow Hill, N.C. ... A physical education major.



### CHRIS ENGLAND'S CAREER STATS

Year	ERA	W-L	APP/GS	SHO	SV	CG	IP	H	R	ER	BB	SO
2006	5.46	5-6	19/7	0	1	2	59.1	82	42	36	19	26
Ttls	5.46	5-6	19/7	0	1	2	59.1	82	42	36	19	26

### BLAKE HERRING'S CAREER STATS

Year	ERA	W-L	APP/GS	SHO	SV	CG	IP	H	R	ER	BB	SO
2006	5.36	3-3	19/12	0	0	2	86.1	103	57	43	20	48
Ttls	5.36	3-3	19/12	0	0	2	86.1	103	57	43	20	48



## MEET THE CAMELS



**quinn  
LESAGE** 32

Senior • 6-5 • 210 • RHP • R/R  
Helena, Mont. • Columbia Basin

**2006:** A member of the A-Sun All-Academic team ... Named A-Sun pitcher of the week on May 1 for pitching seven scoreless innings and striking out six against Mercer on April 29 ... Made 18 appearances, tied for second most on the team ... Compiled a 5-4 record in 11 starts, tying him for the team lead in wins ... Also led the Camels in innings pitched (86.1) and ERA (4.48) ... Picked off a team-high five baserunners ... Earned victories against A-Sun foes Jacksonville, Florida Atlantic, Lipscomb, Mercer and Kennesaw State ... Struck out a season high six batters; first against East Tennessee State (3/24) and Mercer (4/29) ...

**Prep (Capital HS):** A 2003 graduate of Capital High School in Helena, Mont. ... Did not play high school baseball ... Was on the three-time American Legion

State Champion baseball team and was selected state MVP as a senior ... Went 12-1 in his senior season with a 1.99 ERA in addition to hitting .424 ... Played two years of varsity basketball and was team captain as a senior ...

**Personal:** Quinn William LeSage is the son of Bill and Kathie LeSage... He has a pair of older brothers: Ira and Austin... Born Aug. 23, 1984 in Helena, Mont. ... An electronic media major.



**brandon  
SCOTT** 1

Jr. • 6-2 • 185 • OF/RHP • R/R  
Robersonville, N.C. • North Pitt HS

**2006:** Was a second team All-Atlantic Sun selection as an outfielder ... Was the Taylor Award winner, given to the outstanding returning player that exhibits leadership, hard work, desire and team spirit, for the 2006 season ... A member of the A-Sun All-Academic team ... Led the A-Sun in triples (7) ... Was eighth in the A-Sun in batting (.364), eighth in hits (84) and second in stolen bases (25) ... had 29 multi-hit games, including 2 four hit games and 8 three hit games ... Finished as the team leader in triples and stolen bases ... Made nine relief appearances on the mound, going 0-1 and striking out nine batters in 9.2 innings of work ... One of two Camel hurlers to not allow a home run ... Was named team MVP and National Team all-star for the Wilson Tobs of the Coastal Plain League over the summer ... Batted .305 with 35 RBI and 18 stolen bases for the Tobs ... Made four appearances for the Tobs, striking out eight in six innings of work.

**2005:** Saw most of his action on the mound, appearing in 12 games ... Posted a 4.63 ERA in 11.2 innings ... Worked the final 1.1 innings of CU's 6-5 win over Belmont (5/20) to notch first career save ... Did not allow a run over a career-high 2.2 innings in Campbell's 7-6 win against N.C. A&T (3/15) ... Saw time in 11 games as a position player ... Scored first career run in an 11-5 win over High Point (3/5) ... Made first career start and picked up first career hit in a 3-2 loss at N.C. A&T (3/29) ... Made only other start against Belmont (5/20).

**Prep (North Pitt HS):** A 2004 graduate of North Pitt HS in Bethel, N.C. ... Earned four letters in baseball for the Panthers ... Member of the All-State team as a senior ... Named Team MVP for both junior and senior seasons ... All-Area selection as both junior and senior ... All-Area Honorable Mention as a sophomore ... Coach's Award Recipient as a sophomore ... Hit .531 with 4 HR, 16 RBI, 45 R and 16 SB as a senior ... Also lettered in cross country in high school.

**Personal:** Joseph Brandon Scott is the son of Joe and Helen Scott ... Has one older brother ... Born Aug. 8, 1986 in Greenville, N.C. ... A physical education major.

### QUINN LESAGE'S CAREER STATS

Year	ERA	W-L	APP/GS	SHO	SV	CG	IP	H	R	ER	BB	SO
2006	4.48	5-4	18/11	0	0	1	86.1	103	57	43	20	48
<b>Ttls</b>	<b>4.48</b>	<b>5-4</b>	<b>18/11</b>	<b>0</b>	<b>0</b>	<b>1</b>	<b>86.1</b>	<b>103</b>	<b>57</b>	<b>43</b>	<b>20</b>	<b>48</b>

### BRANDON SCOTT'S CAREER STATS

Year	G	AB	R	H	2B	3B	HR	RBI	BB	SO	SB	AVG
2005	11	11	4	1	1	0	0	0	0	3	1	.091
2006	53	231	46	84	10	7	4	26	8	33	25	.364
<b>Ttls</b>	<b>64</b>	<b>242</b>	<b>50</b>	<b>85</b>	<b>11</b>	<b>7</b>	<b>4</b>	<b>26</b>	<b>8</b>	<b>36</b>	<b>26</b>	<b>.351</b>

Year	ERA	W-L	APP/GS	SHO	SV	CG	IP	H	R	ER	BB	SO
2005	4.63	0-0	12/0	0	1	0	11.2	15	10	6	12	9
2006	4.66	0-1	9/0	0	0	0	9.2	13	12	5	15	9
<b>Ttls</b>	<b>4.65</b>	<b>0-1</b>	<b>21/0</b>	<b>0</b>	<b>1</b>	<b>0</b>	<b>21.2</b>	<b>28</b>	<b>22</b>	<b>11</b>	<b>27</b>	<b>18</b>



## MEET THE CAMELS



**todd**  
**MATTHEWS** **22**

Sophomore-RS • 5-8 • 185 • C • R/R  
Mukilteo, Wash. • Kamiak HS

**2006:** A member of the A-Sun All-Academic team ... Saw action in 14 games, making four starts for the Camels ... Recorded first career hit against LaSalle (3/6) ... Was 2-4 with an RBI and a run at Longwood (3/28) ... Went 3-4 with three runs scored at Florida Atlantic (4/1).

**2005:** A member of the A-Sun All-Academic team ... Sat out the 2005 season as a red-shirt.

**Prep (Kamiak HS):** A 2004 graduate of Kamiak High School in Mukilteo, Washington ... Earned three letters in baseball ... Earned Scholastic Award and All-League Honors as a senior in 2004 ... Was an Honor Student in high school and received English Student of the Year in '04 ... Hit .370 with one home run, 2 triples and 10 doubles as a senior ... Hit .516 as a junior and helped the Knights to the 4-A Wesco South championship ... Posted a career .412 batting average with three home runs and 4 triples ...

**Personal:** Todd Stephen Matthews is the son of Dan and Jan Matthews ... Has one older sister, an older brother and one younger brother ... Born Sept. 10, 1985 in Edmonds, Wash. ... A trust management major.



**daniel**  
**SMITH** **2**

Sophomore-RS • 5-9 • 175 • INF/OF  
Raleigh, N.C. • Millbrook HS

**2006:** A member of the A-Sun All-Academic team ... Saw action in 28 games for the Camels ... Recorded first career hit at Charleston Southern (2/14) ... Had season highs in hits and RBI by going 3-4 with 4 RBI at Charleston Southern ... Went 2-4 with an RBI in victory at North Carolina A&T (2/24) ... Had his other multi-hit game in a 10-7 victory over Kennesaw State (5/19) ... Played for the Asheboro Copperheads of the Coastal Plain League over the summer ... Saw action in 21 games for the Copperheads, hitting .207 with six RBI.

**2005:** A member of the A-Sun All-Academic team ... Sat out the 2005 season as a red-shirt.

**Prep (Millbrook HS):** A 2004 graduate of Millbrook High School in Raleigh, N.C. ... Earned three letters in baseball for the Wildcats ... An All-Conference selection, Team Hitting Award recipient and Pre-Season Baseball Factory All-America selection as a junior ... Named Rookie of the Year in 2002 ... Two-time Academic All-Conference selection ... Helped squad to conference title as a sophomore in 2002 ... Also lettered in football in high school ... Earned Academic Letter in 2003.



### TODD MATTHEW'S CAREER STATS

Year	G	AB	R	H	2B	3B	HR	RBI	BB	SO	SB	AVG
2006	14	21	5	6	2	0	0	1	1	7	0	.286
<b>TtIs</b>	<b>14</b>	<b>21</b>	<b>5</b>	<b>6</b>	<b>2</b>	<b>0</b>	<b>0</b>	<b>1</b>	<b>1</b>	<b>7</b>	<b>0</b>	<b>.286</b>

### DANIEL SMITH'S CAREER STATS

Year	G	AB	R	H	2B	3B	HR	RBI	BB	SO	SB	AVG
2006	28	70	11	18	1	0	0	7	6	14	2	.257
<b>TtIs</b>	<b>28</b>	<b>70</b>	<b>11</b>	<b>18</b>	<b>1</b>	<b>0</b>	<b>0</b>	<b>7</b>	<b>6</b>	<b>14</b>	<b>2</b>	<b>.257</b>



## MEET THE CAMELS



**jacob  
ALLEN**

8

Sophomore • INF • 6-1 • 185 • INF • L/R  
Raleigh, N.C. • Millbrook HS

**2006:** A member of the A-Sun All-Academic team ... One of three Camels to play in 56 of 57 games ... Hit three home runs and had 25 RBI ... Rattled off a seven-game hit streak from March 17-28 in which he hit .375 (9-24) ... Had three hits versus Longwood (3/28) and Kennesaw State (5/13) ... Recorded first career hit at Charleston Southern (2/14) ... Hit first career home run at Florida Atlantic (4/1).

**Prep (Millbrook HS):** A 2005 graduate of Millbrook HS in Raleigh, N.C. ... Was a three-year letter winner for coach Harry Jones' Wildcats ... Earned All-Cap 6 honors three times and was also a three time academic all-conference selection ... Was on the A/B honor roll and lettered in academics all four years ... As a senior he hit .456, with 4 home runs and 33 RBIs and also set a school record for doubles in a season ... Playing shortstop, he set a school record for fewest errors in a season (1) his senior year.

**Personal:** Jacob Grant Allen is the son of Rod and Sue Allen ... Has one older brother Lee ... His father played baseball at Louisburg College and his mother played basketball at Meredith College ... Born Feb. 2, 1987 in Raleigh, N.C. ... An accounting major.



**carlos  
DOMINGUEZ**

35

Sophomore • 6-5 • 195 • RHP • R/R  
Carabelleda, Venezuela • Colegio La Merced

**2006:** Did not see any game action.

**Personal:** Carlos Eduardo Dominguez Chacon is the son of Eduardo Paul and Marina Dominguez ... Born Nov. 12, 1985 in Miranda, Venezuela ... has yet to declare a major.



**carlton  
FLOYD**

24

Sophomore • 5-11 • 180 • OF/LHP • L/L  
Riegelwood, N.C. • Waccamaw Academy

**2006:** Saw nearly all of his action on the mound ... Made 17 relief appearances, going 1-3 with a 6.23 ERA over 21.2 innings of work ... First career win came at Texas Tech by pitching 2.1 innings of scoreless relief (3/2) ... Only at bats of the season came at home against Coastal Carolina (4/11).

**Prep (Waccamaw Academy):** A 2005 graduate of Waccamaw Academy in Whiteville, N.C. ... Was a four-year letter winner for the Warriors ... Selected team MVP as a senior after batting .443, with 39 RBI and 8 homeruns ... On the hill he finished the season with a 1.37 ERA, 82 strikeouts and seven saves ... Led the team in batting and was selected team MVP as a junior ... Was a two-time captain of the basketball team and played one season on the varsity soccer team ... Was the vice-president of the school for two years.

**Personal:** Rodney Carlton Floyd is the son of Robin and Rodney Dale Floyd ... Has an older sister, Ashley ... Born May 5, 1987 in New Hanover, N.C. ... A pre-pharmacy major.

### JACOB ALLEN'S CAREER STATS

Year	G	AB	R	H	2B	3B	HR	RBI	BB	SO	SB	AVG
2006	56	188	29	60	8	0	3	25	21	48	3	.234
Ttls	56	188	29	60	8	0	3	25	21	48	3	.234

### CARLTON FLOYD'S CAREER STATS

Year	G	AB	R	H	2B	3B	HR	RBI	BB	SO	SB	AVG
2006	1	2	0	0	0	0	0	0	1	0	0	.000
Ttls	1	2	0	0	0	0	0	0	1	0	0	.0

Year	ERA	W-L	APP/GS	SHO	SV	CG	IP	H	R	ER	BB	SO
2006	6.23	1-3	17/0	0	0	0	21.2	27	17	15	22	11
Ttls	6.23	1-3	17/0	0	0	0	21.2	27	17	15	22	11



## MEET THE CAMELS



**ryan**  
**HAMME** **14**

Sophomore • 6-3 • 205 • 1B/RHP • L/R  
Wilmington, N.C. • Ashley HS

**2006:** Earned a second team All A-Sun selection as a second baseman ... Named to A-Sun All-Freshman team ... Had most hits (58) by a Camel freshman since 1998 ... Had 10 game hitting streak from April 1-15, batting .394 (13-33) ... Earned first career hit and save at North Carolina A&T (2/24) ... Hit first career home run against Appalachian State in Winston-Salem (2/28) ... Finished the season batting .312 with two home runs and 31 RBI ... Made 11 appearances on the mound, finishing 0-2 with a 4.91 ERA in 14.2 innings of work ... His five saves tied him for seventh on the single season saves list ... Played for the Wilmington Sharks of the Coastal Plain League over the summer ... Played in 24 games for the Sharks, batting .209 with nine RBI and five stolen bases.

**Prep (Ashley HS):** A 2005 graduate of Eugene Ashley High School in Wilmington, N.C. ... A three-time letter winner for the Screaming Eagles ... Named the Eugene Ashley Male Athlete of the Year his senior year ... A three-time all-conference selection ... Selected the conference player of the year as a senior, in addition to earning team MVP and all-state honors ... Earned team MVP honors his junior season ... Led the team in batting his junior and senior seasons ... Was also an all-conference football player and named team MVP as a senior.



ors his junior season ... Led the team in batting his junior and senior seasons ... Was also an all-conference football player and named team MVP as a senior.

**Personal:** Michael Ryan Hamme is the son of Billy Hamme and Karla Bordeaux... Has an older sister, Amanda Lewis and an older brother T.J. Hamme... Born March 13, 1987 in Wilmington, N.C. ... Has not yet declared a major.



**austin**  
**HARRIS** **7**

Sophomore-RS • 6-2 • 190 • RHP • R/R  
Troy, N.C. • West Montgomery HS

**2006:** A member of the A-Sun All-Academic team ... Made 15 relief appearances for CU, going 1-0 with a 6.92 ERA ... Made first career appearance at Charleston Southern (2/14) ... Struck-out a season high four batters in three innings of work at UNC Wilmington (4/4) ... Recorded first career victory by pitching an inning of scoreless relief with two strikeouts, in an extra-inning victory over Jacksonville (3/17) ... Struck out 12 batters in 13 innings of work.

**Prep (West Montgomery HS):** A 2005 graduate of West Montgomery High School in Troy, N.C. ... Was a three-year letter winner for the Warriors ... Won two gold gloves and was selected team defensive MVP as a senior ... Named to the Rocky River All-Conference team and was runner-up for the conference Player of the Year award ... Was a four year member of Beta Club and a North Carolina Scholar in 2005 ... On the hill he had 0.83 ERA, to go with over 90 strikeouts and a 4-6 record ... He also hit .363 as a senior ... Also a member of the cross country team.



**Personal:** Austin Kane Harris is the son of Ken and Sherron Harris ... Has an older sister, Sara and an older brother Josh who played baseball at Methodist College ... Born March 19, 1987 in Troy, N.C. ... A trust management major.

### RYAN HAMME'S CAREER STATS

Year	G	AB	R	H	2B	3B	HR	RBI	BB	SO	SB	AVG
2006	51	186	19	58	8	3	2	31	7	25	4	.312
TtIs	51	186	19	58	8	3	2	31	7	25	4	.312
Year	ERA	W-L	APP/GS	SHO	SV	CG	IP	H	R	ER	BB	SO
2006	4.91	0-2	11/0	0	5	0	14.2	13	8	8	7	11
TtIs	4.91	0-2	11/0	0	5	0	14.2	13	8	8	7	11

### AUSTIN HARRIS'S CAREER STATS

Year	ERA	W-L	APP/GS	SHO	SV	CG	IP	H	R	ER	BB	SO
2006	6.92	1-0	15/0	0	0	0	11.2	13	16	10	14	12
TtIs	6.92	1-0	15/0	0	0	0	11.2	13	16	10	14	12



## MEET THE CAMELS



**jared**  
**LEHMAN** 37

**Sophomore • 6-3 • 200 • RHP • R/R**  
**Pine Grove, Pa. • Pine Grove Area HS**

**2006:** Made seven appearances for the Camels, pitching 8.2 innings and starting two games ... Made first career appearance at Coastal Carolina in season opener ... Made first career start against LaSalle (3/06) ... Made his only other start of the season against UNC Wilmington (4/18) ... Made longest outing of the year (2.0 innings) at UNC Wilmington on (4/4) ... Season was cut short in late April due to appendicitis ... Pitched for the Kutztown Rockies of the Atlantic Collegiate Baseball League over the summer.

**Prep (Pine Grove HS):** A 2005 graduate of Pine Grove Area High School in Pine Grove, Pa. ... Named to the pre and post-season Louisville Slugger All-American team his senior season ... Was an all-area, all-conference and all-state first team honoree his senior season ... He was named area pitcher of the year as a junior and earned all-state second team honors for a second consecutive season ... Won four league championships in his four years on the Cardinals varsity squad ... Was a member of the National Honor Society, received the SCIASAA Scholar Athlete Award and finished in the top-10 in GPA for his high school ... Posted a 6-2 record as senior, with a 1.27 ERA and 96 strikeouts ... Batted .391, with 21 RBIs, while swiping 10 bases ... Finished his career 22-2 with a 1.12 ERA, 266 strikeouts in just over 162 innings of work ... Holds the school record for lowest single season ERA (0.27) ... He was also an all-area standout on the basketball team finishing his career with over 1,000 points.

**Personal:** Jared Eugene Lehman is the son of Keith and Denise Lehman ... His father played baseball for Penn State ... He has a younger brother, Jordan ... Born Nov. 20, 1985 in Lebanon, Pa. ... An elementary education major.



**mike**  
**CHEESEMAN** 18

**Freshman-RS • 6-1 • 225 • 1B/C • R/R**  
**Burlington, N.C. • Burlington HS**

**2006:** Sat out the 2006 season as a red-shirt.

**Prep (Burlington HS):** A 2005 graduate of Burlington High School in Burlington, Vt. ... A four-time letter winner for the Seahorses ... Selected to the all-metro team his sophomore and junior seasons ... Named a Northern District all-star and all-tournament team selection in American Legion baseball ... A member of the Vermont state champion Legion baseball team his senior year ... Was hitting .398 for his career entering his senior season at BHS, with three homeruns ... He was also a member of the basketball and football teams in high school.

**Personal:** Michael Tyler Cheeseman is the son of Doug and Priscilla Cheeseman ... Has three older sisters: Melissa, Michelle and Megan ... Born Nov. 28, 1986 in Burlington, Vt. ... A business administration major.



**matt**  
**GARDNER** 16

**Freshman-RS ... 5-8 ... 150 ... INF**  
**Huntersville, N.C. ... Hopewell HS**

**2006:** A member of the A-Sun All-Academic team ... Sat out the 2006 season as a red-shirt.

**Prep (Hopewell HS):** A 2005 graduate of Hopewell High School ... A three-year letter winner for the Titans ... Honored with the Walter Himes Titan Award as a senior ... Playing middle infield, he was the team's co-defensive MVP as a junior ... He graduated as a member of the National Honor Society, was on A/B honor roll all four years and received an AP Statistics award.

**Personal:** Matthew Tyler Gardner is the son of Mike and Elaine Gardner ... Has an older sister, Lindsey ... He is the cousin of former Campbell pitcher Tyler Sexton ... Born Feb. 26, 1987 in Greensboro, N.C. ... A trust management major.

### JARED LEHMAN'S CAREER STATS

Year	ERA	W-L	APP/GS	SHO	SV	CG	IP	H	R	ER	BB	SO
2006	10.38	0-0	7/2	0	0	0	8.2	13	11	10	5	3
<b>Ttls</b>	<b>10.38</b>	<b>0-0</b>	<b>7/2</b>	<b>0</b>	<b>0</b>	<b>0</b>	<b>8.2</b>	<b>13</b>	<b>11</b>	<b>10</b>	<b>5</b>	<b>3</b>



## MEET THE CAMELS



**mike**  
**CAUSEY** 3

Junior-TR • 6-1 • 210 • OF • R/R  
Wilmington, N.C. • Lenoir CC

**Lenoir CC:** Named to 2006 All-Region X first team ... 2006 Lenoir team led the country (NJCAA II) in hitting (.426) and was ranked first in the NJCAA II poll for two weeks ... Played two seasons for Lenoir, batting .361 with 53 RBI and seven home runs his sophomore year.

**Prep (Laney HS):** A 2004 graduate of Laney High School in Wilmington, N.C. ... Was a four-time letter winner in baseball for the Laney Bucs ... The 2003 Laney Athlete of the Year ... A three time all-conference and State Games selection in baseball ... Won Laney's "Mr. Hustle" award his sophomore and junior seasons ... Was only the third freshman in 12 years to start at Laney ... also played varsity football and wrestling ... Was an all-conference selection in football in 2002 and 2003 ... Was the 189 lbs. conference, regional and state wrestling champion his senior year.

**Personal:** Michael Bruce Causey Jr. is the son of Michael Sr. and Joyce Causey ... Has one older sister ... Born June 14, 1985 in Wilmington, N.C. ... A sports management major.



**justin**  
**LILLY** 15

Junior-TR ... 6-4 ... 215 ... RHP ... R/R  
Raleigh, N.C. ... Louisburg College

**Louisburg:** Played two years for the Hurricanes ... Posted a 3-2 mark with a 3.57 ERA in 12 appearances for the Hurricanes in his sophomore season ... Struck out 19 in 17.2 innings ... Spent a majority of his freshman year on the junior varsity squad.

**Prep (Athens Drive HS):** A 2004 graduate of Athens Drive High School in Raleigh, N.C. ... Was a two-time letter winner for the Athens Drive Jaguars ... Was an all-conference selection his senior year ... Was named to the Bobby Murray All-Tournament team ... An Academic all-conference selection his senior year ... Went 9-3 with a 2.34 ERA as a senior ... Batted .345 with six home runs his senior season.

**Personal:** Justin Adam Lilly is the son of Hal and Sharon Lilly ... Has one younger sister ... Born August 20, 1986 in Fort Lauderdale, Fla. ... A business administration major.



**matt**  
**MARTINEZ** 6

Junior-TR • 5-10 • 160 • LHP • L/L  
Peoria, Ariz. • Phoenix College

**Phoenix College:** Made nine appearances his sophomore year, six as a starter, compiling a 2-3 record for the Bears ... Put up a 5.77 ERA, striking out 20 hitters over 39 innings of work ... Led the team in innings (87.2), appearances (18) and games started (14) his freshman year ... Struck out 48 on his way to a 2-7 record and a 4.00 ERA.

**Prep (Cactus HS):** A 2004 graduate of Cactus High School in Glendale, Ariz. ... Was a four-time letter winner for the Cactus High Cobras ... Finished his career with a 15-2 record and a 3.05 ERA, compiling 97 strikeouts over 109 innings of work.

**Personal:** Matthew Martinez is the son of Henry and Karen Martinez ... Has a younger sister and an older sister ... Born September 5, 1985 in Phoenix, Ariz. ... A business administration major.



**robb**  
**MENG** 11

Junior-TR • 6-0 • 195 • 3B • R/R  
Rochester, N.Y. • Monroe CC

**Monroe CC:** Was a two-time, first team all-region selection for the Tribunes, helping his team to a 78-31 record over two years ... Set the school record for hits (82) and doubles (24) in a single season his sophomore year ... Appeared in all but one game, hitting .400 with 43 RBI, four home runs and 12 stolen bases.

**Prep (Greece Arcadia HS):** A 2004 graduate of Greece Arcadia High School in Rochester, N.Y. ... Was a two-time letter winner in baseball for the Titans ... Was a first team all-region selection his junior and senior years ... Batted over .400 in his junior and senior seasons ... Helped lead the Titans to a state tournament berth his senior year ... Was also a member of the basketball team ...

**Personal:** Robert Thomas Meng is the son of Bob and Donna Meng ... Has three sisters ... Born September 20, 1985 in Rochester, N.Y. ... A sports management major ...



## MEET THE CAMELS



**trevor  
SMITH** 30

**Sophomore-TR • 6-1 • 195 • RHP • R/R  
Lillington, N.C. ... Lenoir CC**

**Lenoir:** Played one year for the Lancers ... posted a 9-1 record with a team best 75 strikeouts.

**Prep (Harnett Central HS):** A 2005 graduate of Harnett Central High School in Angier, N.C. ... Was a four-time letter winner for the Harnett Central Trojans ... Was a four-time Big Eight all-conference selection ... Set school record for most wins in a season with 10 ... Voted team's best defensive player his sophomore and senior seasons ... Compiled a 22-5 career record for the Trojans.

**Personal:** Trevor Swain Smith is the son of Jeff and Mary Margaret Smith ... Has one younger brother ... Born April 25, 1987 in Sanford, N.C. ... A business major.



**john  
WATLINGTON** 25

**Sophomore-TR • 5-11 • 185 • INF • R/R  
Yanceyville, N.C. • UNC Asheville**

**2006 (UNC Asheville):** Saw action in 17 games for the Bulldogs, starting four of them at third base ... Member of Big South championship team, appearing in the Clemson regional as a pinch runner ... Recorded hits in 3 of 4 games started ... Notched first career hit and RBI against North Carolina A&T on March 14 ...

**Prep (George Washington HS):** A 2005 graduate of George Washington High School in Danville, Va. ... Was a three-year letter winner in baseball for the Eagles ... Was a two-time all-metro conference selection ... Awarded coach's hitter's award his junior year when he hit .446 with 11 extra base hits ... finished his high school career batting over .380 ... Was also a member of the golf team ...

**Personal:** John Stuart Watlington is the son of Stuart and Linda Watlington ... Grandfather Neal played 12 years of professional baseball, including 21 games in the major leagues for the Philadelphia Athletics ... Father Stuart played football and baseball at UNC Chapel Hill ... Has one older sister ... Born March 7, 1987 ... A trust management major ...



**bryan  
BRASWELL** 28

**Freshman • 6-1 • 190 • C • R/R  
Rocky Mount, N.C. • Northern Nash HS**

**Prep (Northern Nash):** A 2006 graduate of Northern Nash High School in Rocky Mount, N.C. ... Was a three-time letter winner in baseball for the Knights

... Was an all-conference and all-state selection his senior year ... Was ranked 24th best recruit in North Carolina on the Impact Baseball list ... Named team MVP his junior year ... Selected to play in the State Games three consecutive years ... Named defensive MVP of his team his senior year ... Batted .315 his senior year with two home runs and 22 RBI ... Threw out 80% of base-runners attempting to steal ...

**Personal:** Bryan Charles Braswell is the son of Chuck and Tammy Braswell ... Born November 23, 1987 in Rocky Mount, N.C. ... Has a younger sister, Betsy ... Has yet to declare a major.



**andrew  
CARON** 20

**Freshman • 6-0 • 220 • C • L/R  
Waynesboro, Pa. • Waynesboro Area HS**

**Prep (Waynesboro Area HS):** A 2006 graduate of Waynesboro Area High School in Waynesboro, Pa. ... Was a three-time letter winner in baseball for the Indians ... Voted team MVP and most improved player his junior year ... Was a two-time Mid-Penn all-star selection ... A Herald Mail all-star his senior year ... Batted .400 with 25 RBI and two home runs his senior year ... Also played varsity basketball and golf.

**Personal:** Andrew Mark Caron is the son of Mark and Clare Caron ... Was born on January 8, 1988 in Waynesboro, Pa. ... Older brother Adam played baseball at Shippensburg University ... An athletic training major.



**hunter  
FORD** 10

**Freshman • 5-10 • 180 • LHP • L/L  
Wilmington, N.C. • Ashley HS**

**Prep (Ashley):** A 2006 graduate of Ashley High School in Wilmington, N.C. ... Was a two-time letter winner for the Eagles ... Named to the N.C. Preps All-State team his junior year ... An all-conference selection his junior year and honorable mention his senior season ... Finished his junior season with a 1.14 ERA and school record for most shutouts in a season.

**Personal:** Hunter Marshall Ford is the son of John and Carol Ford ... Has one older brother ... was born on January 25, 1988 in Wilmington, N.C. ... Has yet to declare a major.



## zach JOHNSON<sup>4</sup>

Freshman • 6-1 • 185 • 2B • R/R  
Smithfield, N.C. • Smithfield-Selma HS

**Prep (Smithfield-Selma HS):** A 2006 graduate of Smithfield-Selma High School in Smithfield, N.C. ... Was a three-time letter winner for the Spartans ... An all-conference selection and team defensive MVP his junior and senior seasons ... A State Games selection his junior year ... An East vs. West team selection his senior year ... A three-time academic all-conference selection ... Batted .428 with five home runs and 28 RBI his senior year ...

**Personal:** Zachary Ray Johnson is the son of Tim and Debbie Johnson ... Has one younger sister and one younger brother ... Born March 25, 1988 in Raleigh, N.C. ... A trust management major ...




## blake LOWRY<sup>21</sup>

Freshman • 6-3 • 230 • 1B • R/R  
Garner, N.C. • Garner Magnet HS

**Prep (Garner Magnet):** A 2006 graduate of Garner Magnet High School in Garner, N.C. ... Was a four-time letter winner in baseball for the Trojans ... Was an all-conference selection his junior and senior seasons ... A second team all-state selection his junior year and a first team selection his senior season ... A four-time all-academic team selection ... Earned two letters by playing two years of varsity football ... Was a two time all-academic team member, and a second team all-state selection for football ... Hit .350 with nine home runs his senior season ... A career .317 hitter with 26 home runs ... member of four conference championship teams at Garner Magnet HS ... Played two seasons of American Legion baseball ...

**Personal:** Richard Blake Lowry is the son of Richard and Shelia Lowry ... Has one older sister ... Was born September 23, 1987 ... A business administration major ...



## rob LYERLY<sup>5</sup>

Freshman ... 6-1 ... 180 ... SS ... L/R  
Indian Trail, N.C. ... Piedmont HS

**Prep (Piedmont):** A 2006 graduate of Piedmont High School in Monroe, N.C. ... Was a three-time letter winner for the Panthers ... Was a two-time Piedmont South all-conference selection ... A two-time State Games selection ... Was a two time all-Union County selection ... A N.C. Preps 3A all state selection his junior and senior seasons ... Piedmont South Conference Offensive Player of the Year his senior season ... Tied a state record for most doubles in a season with 18 ... Hit .425 with four home runs and 33 RBI his senior season ... Hit .402 with eight home runs and 63 RBI in his three-year varsity career ...

**Personal:** Robert Doughton Lyerly III is the son of Robert Jr. and Sandy Lyerly ... Father Robert Jr. played baseball at Pfeiffer College ... Has a younger brother and an older sister ... Born July 23, 1987 in Charlotte, N.C. ... A trust management/pre-law major ...



## brandon YORK<sup>23</sup>

Freshman • 6-1 • 235 • C • R/R  
Millers Creek, N.C. • West Wilkes HS

**Prep (West Wilkes HS):** A 2005 graduate of West Wilkes High School in Millers Creek, N.C. ... Was a four-time letter winner in baseball for the Blackhawks ... A four-time Mountain Valley all-conference selection ... Helped lead West Wilkes to three state tournament berths in four years ... A three-time all-county selection, earning county player of the year his senior year ... Named to the Mountain Valley all-tournament team three times, including being named tournament MVP his sophomore year ... Named team MVP four consecutive years ... batted .468 with 11 home runs his senior year ... Also played basketball earning a letter his senior year ... Led Caldwell Post 29 legion team in batting with a .440 average this past summer ...

**Personal:** Brandon Jeffrey York is the son of Cindy and the late Todd York ... Has one younger brother ... Born December 17, 1986 in North Wilkesboro, N.C. ... A government/pre-law major



## HEAD COACH CHRIS WILEY



**chris  
WILEY** 31

**Head Coach**  
**1st Season • Campbell '03**

Former Fighting Camel standout Chris Wiley joined the Campbell staff in July 2006 as assistant coach and recruiting coordinator. He was named interim head coach on Jan. 10 and will serve in that capacity through the 2007 season.



Wiley spent the 2006 season at Division II Limestone College, where he served as pitching coach. A native of Dudley, N.C., Wiley coached Saints all-region pitcher Kevin Pucetas, who was chosen by the San Francisco Giants in the 17th round of the 2006 Major League Baseball amateur draft.

Prior to his year at Limestone, Wiley served two seasons (2004-2005) as assistant coach at Louisburg Junior College. During his stint at LC, Wiley helped lead the Hurricanes to an 89-31 record and two NJCAA Region X championships. Three of the LC players Wiley coached went on to join the Fighting Camel program – Mike Ange, Ricky Howard and Justin Phillips.

In addition to his work at Limestone and Louisburg, Wiley has been active as a coach in the Coastal Plain League, a summer collegiate league that spans the Carolinas and Virginia. He has served as head coach of the Gastonia Grizzlies for the last two seasons, guiding the club to a second-half West Division title and berth in the 2005 Pettit Cup playoffs.

Wiley, who was an assistant at Gastonia in 2004, has also spent time as an associate scout for the Kansas City Royals. He also served as an assistant coach with the Carolina Black Sox of the Southern Collegiate League during the summer of 2003.

He played at Campbell from 1999-2003 and was a key contributor in Campbell's 2001 season where the Camels set a school record with 33 victories. During that 2001 season, Wiley smacked a walk-off grand slam home run vs. Duke at Taylor Field. He tied his career high with six RBI in that contest.

During his career, Wiley saw action in 166 games at catcher, first base and designated hitter, batted .289 and compiled 61 RBI. He served as team captain in 2003 and was the team's Coaches Award winner in 1999 after finishing second on the club with a .354 batting average. He was a member of Campbell's 2000 Atlantic Sun Conference tournament runner-up team as well as the 2001 squad that finished third in the A-Sun regular season standings.

Wiley played in the Coastal Plain League with the Florence Red-Wolves and the Fayetteville SwampDogs. He earned his bachelor's degree in sport management from Campbell in May 2003.



## ASSISTANT COACHES



**brad** **34**  
**SCHROCK**

Pitching coach Brad Schrock is no stranger to the Fighting Camel program, after helping lead the 2006 squad to a berth in the Atlantic Sun Conference tournament. During his year as volunteer assistant, Schrock was in charge of strength workouts and video analysis for pitchers, while assisting in all other phases of the coaching operation.

He has also served as pitching coach on Chris Wiley's staff with the Gastonia Grizzlies during the summer of 2006.

Prior to joining the Camel staff, Schrock served for two seasons as pitching coach at his alma mater, Carson-Newman College, in Jefferson City, Tenn. While at Carson-Newman, Schrock guided the pitching staff to a top-50 finish in ERA among all Division II programs. That staff featured the pitcher who led the South Atlantic Conference in ERA.

Schrock also served as the pitching coach at Glen Oaks Community College for the 2003 season, where six of his pitchers signed senior college scholarships.

As a player, Schrock was an all-state and all-tournament selection at Glen Oaks. He helped lead his team to a third place finish in the 2000 NJCAA World Series. The Goshen, Ind. native was an all-conference, all-region and all-region tournament selection as a sophomore in 2000.

Schrock went on to Carson-Newman, where he helped lead the Eagles to a SAC championship and NCAA regional appearance in 2002. While at CNU, Schrock was a part of the pitching staff that twice led the South Atlantic Conference in ERA.

A 2002 graduate of Carson-Newman, Schrock holds a B.S. in leisure services and outdoor recreation with a minor in management. He earned his master's in education from Lincoln Memorial University in December 2005.

Schrock is married to the former Megan Ashley McBee, who is attending pharmacy school at Campbell.



**alston** **9**  
**HATCH**

New to the Campbell coaching staff for the 2007 season is former Fighting Camel Alston Hatch. Hatch was hired in August and will be in charge of the outfielders and assist with the catchers along with tracking the team's academic progress.

Hatch's previous coaching experience includes a stint in summer 2006 with the Wilson Tobs of the Coastal Plain League under Jeff Steele.

The Fuquay-Varina, N.C. native appeared in 119 games for Campbell from 2003-2006. In his senior season, Hatch served as a team captain and was named to the Atlantic Sun All-Academic Team.

In his career, Hatch scored 44 runs, drove in 34 and blasted four home runs in helping the Fighting Camels to Atlantic Sun Tournament berths in 2004 and 2006.

Hatch's other collegiate playing experience came in the Coastal Plain League for the Wilmington Sharks alongside with Camel teammate Tim Holt. Hatch graduated last December with a degree in Sport Management.





# 2006 RESULTS

Date	Opposing Team	Score	R	H	E	/	R	H	E	Inn.	Overall	A-Sun	Pitcher of record	Attend	Time
Feb. 11, 2006 at	Coastal Carolina	0-9 L	0	5	1	/	9	12	0	9	0-1-0	0-0-0	Ange (L 0-1)	343	2:53
Feb. 14, 2006 at	Charleston Southern	10-14 L	10	17	2	/	14	13	1	9	0-2-0	0-0-0	Emmert (L 0-1)	113	3:35
Feb. 17, 2006	Virginia Tech	2-5 L	2	6	2	/	5	12	3	9	0-3-0	0-0-0	LeSage (L 0-1)	507	2:56
Feb. 18, 2006	Virginia Tech	6-16 L	6	11	5	/	16	17	0	9	0-4-0	0-0-0	Ange (L 0-2)	131	3:24
Feb. 24, 2006 at	North Carolina A&T	W 8-6	8	18	1	/	6	9	0	9	1-4-0	0-0-0	England (W 1-0)	75	2:44
Feb. 25, 2006	North Carolina A&T	W 9-2	9	12	0	/	2	6	2	9	2-4-0	0-0-0	Walker (W 1-0)	437	2:01
Feb. 28, 2006 vs	Appalachian State	7-12 L	7	10	3	/	12	15	2	9	2-5-0	0-0-0	Scott (L 0-1)	118	2:41
Mar. 02, 2006 at	Texas Tech	W 7-5	7	10	1	/	5	13	3	9	3-5-0	0-0-0	Floyd (W 1-0)	1874	2:38
Mar. 03, 2006 at	Texas Tech	3-5 L	3	9	2	/	10	5	1	9	3-6-0	0-0-0	Emmert (L 0-2)	1918	2:24
Mar. 04, 2006 at	Texas Tech	4-6 L	4	9	1	/	6	9	2	9	3-7-0	0-0-0	Walker (L 1-1)	1946	2:28
Mar. 06, 2006	LaSalle	W 7-6	7	10	2	/	6	5	0	7	4-8-0	0-0-0	Waldecker (W 1-0)	105	1:58
Mar. 06, 2006	LaSalle	8-9 L	8	9	1	/	9	14	1	(8)	4-8-0	0-0-0	Floyd (L 1-1)	101	2:35
Mar. 07, 2006	#22 North Carolina State	7-13 L	7	12	4	/	13	12	1	9	4-9-0	0-0-0	Emmert (L 0-3)	461	2:48
*Mar. 10, 2006 at	North Florida	1-2 L	1	4	0	/	2	8	1	9	4-10-0	0-1-0	Walker (L 1-2)	563	2:17
*Mar. 11, 2006 at	North Florida	5-6 L	5	12	3	/	6	14	1	(10)	4-11-0	0-2-0	England (L 1-1)	523	3:09
*Mar. 11, 2006 at	North Florida	1-8 L	1	7	4	/	8	11	0	9	4-12-0	0-3-0	Emmert (L 0-4)	401	2:20
Mar. 15, 2006	Elon	6-7 L	6	11	3	/	7	8	2	9	4-13-0	0-3-0	England (L 1-2)	451	3:28
*Mar. 17, 2006	Jacksonville	4-7 L	4	10	2	/	7	5	2	9	4-14-0	0-4-0	Randol (L 0-1)	445	2:44
*Mar. 17, 2006	Jacksonville	W 11-10	11	19	1	/	10	18	1	(10)	5-14-0	1-4-0	Harris (W 1-0)	256	3:28
*Mar. 18, 2006	Jacksonville	W 15-6	15	16	3	/	6	11	1	9	6-14-0	2-4-0	LeSage (W 1-1)	573	3:11
Mar. 22, 2006	Longwood	W 14-8	14	21	3	/	8	13	4	9	7-14-0	2-4-0	Herring (W 1-0)	227	3:06
*Mar. 24, 2006	East Tennessee State	2-3 L	2	12	0	/	3	10	0	9	7-15-0	2-5-0	Ange (L 0-3)	155	2:03
*Mar. 24, 2006	East Tennessee State	1-7 L	1	4	2	/	7	11	1	9	7-16-0	2-6-0	Walker (L 1-3)	149	2:33
*Mar. 25, 2006	East Tennessee State	W 9-4	9	13	3	/	4	7	1	9	8-16-0	3-6-0	Herring (W 2-0)	408	2:47
Mar. 28, 2006 at	Longwood	7-8 L	7	14	3	/	8	13	1	9	8-17-0	3-6-0	England (L 1-3)	100	2:47
*Mar. 31, 2006 at	Florida Atlantic	0-2 L	0	0	1	/	2	4	2	9	8-18-0	3-7-0	Herring (L 2-1)	408	1:50
*Apr. 01, 2006 at	Florida Atlantic	8-11 L	8	14	3	/	11	14	2	9	8-19-0	3-8-0	Pittman (L 0-1)	225	3:23
*Apr. 01, 2006 at	Florida Atlantic	W 7-3	7	15	1	/	3	8	1	9	9-19-0	4-8-0	LeSage (W 2-1)	215	2:39
Apr. 04, 2006 at	UNC Wilmington	8-13 L	8	12	3	/	13	12	1	9	9-20-0	4-8-0	Floyd (L 1-2)	854	2:37
*Apr. 07, 2006 at	Gardner-Webb	W 7-3	7	9	0	/	3	14	1	9	10-20-0	5-8-0	Herring (W 3-1)	102	2:39
*Apr. 08, 2006 at	Gardner-Webb	W 13-2	13	11	1	/	2	4	2	7	11-20-0	6-8-0	England (W 2-3)	119	2:00
*Apr. 08, 2006 at	Gardner-Webb	5-6 L	5	7	2	/	6	9	1	9	11-21-0	6-9-0	LeSage (L 2-2)	119	2:23
Apr. 11, 2006	Coastal Carolina	1-11 L	1	6	4	/	11	12	0	9	11-22-0	6-9-0	Walker (L 1-4)	457	2:56
*Apr. 14, 2006	Lipscomb	8-11 L	8	16	1	/	11	13	1	9	11-23-0	6-10-0	Pittman (L 0-2)	251	3:05
*Apr. 14, 2006	Lipscomb	W 7-4	7	14	0	/	4	9	2	9	12-23-0	7-10-0	England (W 3-3)	176	2:17
*Apr. 15, 2006	Lipscomb	W 3-2	3	2	0	/	2	7	3	9	13-23-0	8-10-0	LeSage (W 3-2)	206	2:22
Apr. 18, 2006	UNC Wilmington	8-18 L	8	13	4	/	18	14	1	9	13-24-0	8-10-0	Pittman (L 0-3)	745	3:28
*Apr. 21, 2006 at	Stetson	3-5 L	3	10	0	/	5	7	0	9	13-25-0	8-11-0	Herring (L 3-2)	1315	2:47
*Apr. 22, 2006 at	Stetson	1-11 L	1	3	2	/	11	17	1	7	13-26-0	8-12-0	England (L 3-4)	-	1:58
*Apr. 22, 2006 at	Stetson	4-6 L	4	10	2	/	6	7	2	9	13-27-0	8-13-0	LeSage (L 3-3)	1031	2:26
Apr. 25, 2006 at	Coastal Carolina	2-7 L	2	8	3	/	7	11	0	9	13-28-0	8-13-0	Randol (L 0-2)	252	2:35
*Apr. 28, 2006	Mercer	8-9 L	8	15	1	/	9	12	1	(10)	13-29-0	8-14-0	Hamme (L 0-1)	-	2:36
*Apr. 28, 2006	Mercer	W 5-3	5	14	2	/	3	8	0	9	14-29-0	9-14-0	England (W 4-4)	389	2:38
*Apr. 29, 2006	Mercer	W 12-1	12	14	3	/	1	8	2	9	15-29-0	10-14-0	LeSage (W 4-3)	315	2:25
May 06, 2006 at	UNC Asheville	3-6 L	3	9	4	/	6	9	2	9	15-30-0	10-14-0	Herring (L 3-3)	178	2:07
May 06, 2006 at	UNC Asheville	1-7 L	1	6	3	/	7	9	2	9	15-31-0	10-14-0	England (L 4-5)	178	2:15
May 09, 2006 at #1	North Carolina	3-6 L	3	9	4	/	6	8	0	9	15-32-0	10-14-0	Ange (L 0-4)	715	2:39
May 10, 2006 at	Virginia Tech	W 8-7	8	14	3	/	7	11	3	9	16-32-0	10-14-0	Pittman (W 1-3)	240	2:45
*May 12, 2006 at	Belmont	4-7 L	4	10	1	/	7	8	2	(10)	16-33-0	10-15-0	Hamme (L 0-2)	238	2:37
*May 12, 2006 at	Belmont	6-8 L	6	13	1	/	8	13	1	9	16-34-0	10-16-0	LeSage (L 4-4)	238	2:45
*May 13, 2006 at	Belmont	W 18-6	18	21	3	/	6	13	1	9	17-34-0	11-16-0	Pittman (W 2-3)	215	3:10
May 16, 2006 at #29	Elon	7-13 L	7	9	5	/	13	11	1	9	17-35-0	11-16-0	Emmert (L 0-5)	447	3:05
*May 18, 2006	Kennesaw State	W 8-6	8	10	1	/	6	10	0	9	18-35-0	12-16-0	LeSage (W 5-4)	186	3:07
*May 19, 2006	Kennesaw State	W 10-7	10	18	0	/	7	16	2	9	19-35-0	13-16-0	England (W 5-5)	201	2:43
*May 20, 2006	Kennesaw State	5-7 L	5	14	0	/	7	11	2	9	19-36-0	13-17-0	Floyd (L 1-3)	177	2:55
May 24, 2006 vs	Jacksonville	5-6 L	5	8	1	/	6	11	1	9	19-37-0	13-17-0	Randol (L 0-2)	250	2:42
May 25, 2006 vs	East Tennessee State	10-11 L	10	14	3	/	11	14	2	9	19-38-0	13-17-0	England (L 5-6)	200	3:05

( ) extra inning game

\* Atlantic Sun Conference Game



# 2006 STATISTICS

**Record: 19-38**

**Home: 12-13**

**Away: 7-22**

**Neutral: 0-3**

**Conference: 13-17**

Player	AVG	GP/GS	AB	R	H	2B	3B	HR	RBI	TB	SLG%	BB	HBP	SO	GDP	OB%	SF	SH	SB-ATT	PO	A	E	FLD%
7 Mike Priest	.402	56-56	224	62	90	16	4	13	53	151	.674	31	1	28	4	.469	4	2	13-15	494	22	8	.985
1 Brandon Scott	.364	53-53	231	46	84	10	7	4	26	120	.519	8	5	33	1	.396	1	4	25-30	73	12	5	.944
4 Tim Holt	.357	56-55	238	55	85	15	2	3	29	113	.475	17	12	12	5	.427	0	0	8-9	40	114	18	.895
14 Ryan Hamme	.312	51-47	186	19	58	8	3	2	31	78	.419	7	3	25	1	.345	1	7	4-5	96	107	15	.931
31 David Forbes	.300	40-35	130	24	39	8	0	8	43	71	.546	14	8	29	1	.396	2	0	1-2	154	25	3	.984
27 Blair Waggett	.294	55-53	204	31	60	10	2	8	30	98	.480	21	2	48	3	.351	2	5	10-15	158	2	11	.936
15 Jacob Allen	.234	56-56	188	29	44	8	0	3	25	61	.324	21	2	48	3	.312	4	3	3-5	82	175	32	.889
10 Luke Reiland	.379	31-22	87	20	33	1	0	3	12	43	.494	6	0	9	0	.411	2	0	4-6	49	5	0	1.000
40 Jacob Wright	.333	2-1	3	0	1	0	0	0	0	1	.333	0	0	1	0	.333	0	0	0-0	0	0	0	.000
30 Ricky Howard	.296	29-23	81	13	24	6	1	1	13	35	.432	10	3	21	2	.385	2	1	0-0	0	0	0	.000
22 Todd Matthews	.286	14-4	21	5	6	2	0	0	1	8	.381	1	0	7	0	.318	0	0	0-0	18	1	0	1.000
17 Jeff Randol	.282	40-23	78	11	22	1	1	0	7	25	.321	14	0	12	0	.391	0	2	2-3	37	15	0	1.000
9 Alston Hatch	.263	26-11	57	7	15	5	0	1	6	23	.404	2	1	9	1	.300	0	0	1-1	20	8	3	.903
2 Daniel Smith	.257	28-18	70	11	18	1	0	0	7	19	.271	6	0	14	1	.312	1	2	2-3	37	45	5	.943
19 Nate Logan	.239	33-17	67	5	16	3	1	0	12	21	.313	2	0	10	0	.257	1	1	0-0	37	0	3	.925
8 Matt Marek	.202	35-28	99	8	20	4	0	0	10	24	.242	4	1	6	1	.240	0	4	1-1	151	20	0	1.000
12 Mike Ange	.196	26-18	46	3	9	1	1	0	8	12	.261	1	1	13	0	.224	1	2	0-0	0	5	0	1.000
12 Lonnie Whitehead	.167	13-0	6	2	1	0	0	0	0	1	.167	1	0	4	1	.286	0	0	1-1	0	0	0	.000
23 Austen Hawkey	.125	13-2	16	1	2	0	0	0	1	2	.125	1	0	5	0	.176	0	0	3-3	4	0	0	1.000
24 Carlton Floyd	.000	18-1	3	0	0	0	0	0	0	0	.000	1	0	0	0	.250	0	0	0-0	1	7	0	1.000
<b>Totals</b>	<b>.308</b>	<b>57-57</b>	<b>2035</b>	<b>352</b>	<b>627</b>	<b>99</b>	<b>21</b>	<b>46</b>	<b>314</b>	<b>906</b>	<b>.445</b>	<b>160</b>	<b>43</b>	<b>339</b>	<b>24</b>	<b>.367</b>	<b>21</b>	<b>33</b>	<b>78-99</b>	<b>1462</b>	<b>623</b>	<b>113</b>	<b>.949</b>
<b>Opponents</b>	<b>.311</b>	<b>57-57</b>	<b>1964</b>	<b>409</b>	<b>610</b>	<b>93</b>	<b>17</b>	<b>55</b>	<b>355</b>	<b>902</b>	<b>.459</b>	<b>236</b>	<b>75</b>	<b>303</b>	<b>34</b>	<b>.401</b>	<b>23</b>	<b>38</b>	<b>88-121</b>	<b>1496</b>	<b>622</b>	<b>75</b>	<b>.966</b>

LOB - Team (444), Opp (465). DPs turned - Team (46), Opp (39). IBB - Team (9), PRIEST 4, FORBES 3, WAGGETT 2, Opp (9). Picked off - WAGGETT 3, REILAND 3, HATCH 2, WHITEHEAD 1, SCOTT 1, HAMME 1, SMITH, D 1, PRIEST 1.

(Sorted by Earned Run Average)

Player	ERA	W-L	APP	GS	CG	SV	IP	H	R	ER	BB	SO	2B	3B	HR	AB	B/AVG	WP	HBP	BK	SFA	SHA
32 Quinn LeSage	4.48	5-4	18	11	1	0	86.1	103	57	43	20	48	15	3	6	346	.298	0	13	5	2	7
48 Blake Herring	5.36	3-3	19	12	2	0	85.2	87	61	51	28	63	15	3	11	321	.271	1	9	1	6	5
38 Chris England	5.46	5-6	19	7	2	1	59.1	82	42	36	19	26	18	2	5	240	.342	1	10	1	2	6
1 Brandon Scott	4.66	0-1	9	0	0	0	9.2	13	12	5	15	9	0	0	0	40	.325	5	3	1	1	1
14 Ryan Hamme	4.91	0-2	11	0	0	5	14.2	13	8	8	7	11	2	0	5	54	.241	2	1	0	2	1
24 Carlton Floyd	6.23	1-3	17	0	0	0	21.2	27	17	15	22	11	5	1	1	81	.333	0	0	0	1	3
6 Clayton Pittman	6.45	2-3	13	0	0	0	22.1	28	20	16	4	11	4	1	5	95	.295	4	6	0	1	0
21 Jonathan Walker	6.56	1-4	17	7	0	0	48.0	67	41	35	20	27	9	2	3	200	.335	1	3	1	2	5
3 Austin Harris	6.92	1-0	15	0	0	0	13.0	18	16	10	14	12	2	0	1	57	.316	2	4	0	2	1
28 Joe Waldecker	6.93	1-0	18	3	0	2	37.2	49	35	29	16	31	5	1	4	154	.318	2	8	0	2	3
17 Jeff Randol	7.26	0-3	12	3	0	0	31.0	43	30	25	31	16	4	1	4	128	.336	0	9	1	0	3
18 Mike Ange	7.71	0-4	10	7	0	0	30.1	39	32	26	20	22	10	2	4	129	.302	6	1	0	1	1
33 John Emmert	9.50	0-5	8	5	0	0	18.0	27	25	19	14	11	2	0	4	78	.346	7	7	1	0	2
37 Jared Lehman	10.38	0-0	7	2	0	0	8.2	13	11	10	5	3	1	1	2	38	.342	1	1	2	0	0
39 Matthew Johnson	18.00	0-0	1	0	0	0	1.0	1	2	2	1	2	1	0	0	3	.333	0	0	1	1	0
<b>Totals</b>	<b>6.00</b>	<b>19-38</b>	<b>57</b>	<b>57</b>	<b>5</b>	<b>8</b>	<b>487.1</b>	<b>610</b>	<b>409</b>	<b>325</b>	<b>236</b>	<b>303</b>	<b>93</b>	<b>17</b>	<b>55</b>	<b>1964</b>	<b>.311</b>	<b>32</b>	<b>75</b>	<b>14</b>	<b>23</b>	<b>38</b>
<b>Opponents</b>	<b>5.18</b>	<b>38-19</b>	<b>57</b>	<b>57</b>	<b>7</b>	<b>13</b>	<b>498.2</b>	<b>627</b>	<b>352</b>	<b>287</b>	<b>160</b>	<b>339</b>	<b>99</b>	<b>21</b>	<b>46</b>	<b>2035</b>	<b>.308</b>	<b>42</b>	<b>43</b>	<b>10</b>	<b>21</b>	<b>33</b>

PB - Team (12), FORBES 5, MAREK 5, MATTHEWS 2, Opp (15). Pickoffs - Team (29), LeSAGE 5, RANDOL 4, FORBES 4, MAREK 4, WALDECKER 4, ANGE 2, WALKER 2, ENGLAND 1, EMMERT 1, SCOTT 1, FLOYD 1, Opp (13). SBA/ATT - FORBES (42-55), MAREK (35-45), LeSAGE (21-27), HERRING (13-21), RANDOL (6-13), MATTHEWS (11-11), WALKER (7-9), ANGE (8-8), FLOYD (7-8), LEHMAN (6-7), WALDECKER (6-7), ENGLAND (4-6), HARRIS (4-5), PITTMAN (2-3), HAMME (2-3), SCOTT (1-2), EMMERT (1-2).



## ALL-TIME RESULTS/COACHING RECORDS

Year	Won	Lost	Tied	Pct.	Head Coach
1963 #	11	5	0	.688	Hargrove Davis
1964	10	9	0	.526	Hargrove Davis
1965	7	8	0	.467	Hargrove Davis
1966	8	11	0	.421	Hargrove Davis
1967	6	9	0	.400	Hargrove Davis
1968	7	15	0	.318	Hargrove Davis
1969	8	14	0	.364	Hargrove Davis
1970	9	16	0	.360	Neil Haldeman
1971	19	13	0	.594	Neil Haldeman
1972	9	22	0	.290	Neil Haldeman
1973	15	15	0	.500	Neil Haldeman
1974	27	10	0	.730	Neil Haldeman
1975	13	21	1	.389	Neil Haldeman
1976	11	24	0	.314	Sam White
1977	16	17	0	.485	Sam White
1978 +	12	15	0	.444	Sam White
1979	17	20	1	.462	Sam White
1980	18	18	0	.500	Cal Koonce
1981	20	25	0	.444	Cal Koonce
1982	27	13	0	.675	Cal Koonce
1983	22	15	1	.590	Cal Koonce
1984	24	15	0	.615	Cal Koonce
1985	32	17	0	.653	Cal Koonce
1986	31	20	0	.608	Cal Koonce

Year	Won	Lost	Tied	Pct.	Head Coach
1987	25	20	0	.556	Mike Caldwell
1988	32	16	0	.667	Mike Caldwell
1989	10	32	0	.238	Mike Caldwell
1990	15	33	0	.313	Mike Caldwell
1991	11	40	1	.221	Mike Caldwell
1992	16	38	1	.300	John Daurity
1993	17	33	0	.340	John Daurity
1994	16	39	0	.291	John Daurity
1995	26	29	0	.473	John Daurity
1996	23	33	0	.411	Chip Smith
1997	17	40	0	.298	Chip Smith
1998	28	30	0	.483	Chip Smith
1999	24	32	0	.429	Chip Smith
2000	31	25	1	.553	Chip Smith
2001	33	21	0	.611	Chip Smith
2002	22	29	0	.431	Chip Smith
2003	22	28	0	.429	Chip Smith
2004	23	34	0	.404	Chip Smith
2005	25	29	0	.463	Chip Smith
2006	19	38	0	.333	Chip Smith

**Totals 814 986 6 .451**

# First senior college season


+ First NCAA Division I season



**Hargrove Davis**



**Jeff Daurity**



**Mike Caldwell**



**Cal Koonce**



**Chip Smith**



**Chris Wiley**

### Campbell Career Coaching Records

Coach	Years	Won	Lost	Tied	Pct.
Chris Wiley	1 (2007-pres)				First Season
Chip Smith	11 (1996-2006)	267	339	1	.440
Cal Koonce	7 (1980-86)	174	123	1	.586
Mike Caldwell	5 (1987-91)	93	141	1	.398
Neil Haldeman	6 (1970-75)	92	97	1	.487
John Daurity	4 (1992-95)	75	139	1	.350
Hargrove Davis*	7 (1963-69)	57	71	0	.445
Sam White	4 (1976-79)	56	76	1	.425

\*Hargrove Davis was the Campbell baseball coach prior to 1963. Records reflect only senior college won-lost totals.



## SINGLE GAME HIGHS

### At Bats

- 9 – Ben Barker at Samford (5/14/99)
- 8 – Henry Rochelle vs. Radford (3/30/85)
- 8 – Tom Lynch vs. Radford (3/30/85)
- 8 – Bill Averette vs. Radford (3/30/85)

### Runs

- 8 – Henry Rochelle vs. Radford (3/30/85)
- 6 – Tony Della Costa vs. Radford (3/30/85)
- 5 – Five players tied

### Hits

- 8 – Henry Rochelle vs. Radford (3/30/85)
- 7 – Jay Fitzgerald at N.C. State (4/6/78)
- 7 – Jeff Davis at Virginia Tech (5/10/00)

### Doubles

- 3 – J.C. Hendrix at Georgia (2/28/91)
- 3 – Raymond Spell vs. UNC Asheville
- 3 – Jeff Huff at Elon (4/19/99)

### Triples

- 3 – Ed Stanley vs. Virginia Commonwealth (2/19/93)

### Home Runs

- 5 – Henry Rochelle vs. Radford (3/30/85)
- 3 – Tom Montgomery at UNC Charlotte (4/20/83)
- 3 – John Posey vs. Maryland (3/19/85)

### RBI

- 10 – Henry Rochelle vs. Radford (3/30/85)
- 7 – Phil Hunt vs. Pittsburgh-Johnson (3/15/81)
- 7 – Bill Wilkes vs. Radford (3/30/85)
- 7 – Bradley Coates vs. Virginia Tech (2/28/98)

### Total Bases

- 23 – Henry Rochelle vs. Radford (3/30/85)
- 12 – Tom Montgomery at UNC Charlotte (4/20/83)
- 12 – John Posey vs. Maryland (3/19/85)
- 11 – Ed Stanley vs. Virginia Commonwealth (2/19/93)
- 11 – Mike Priest vs. Ohio (2/18/05)

### Base on Balls


- 4 – Ron Ammons at N.C. Wesleyan (4/16/80)
- 4 – Ron Ammons at Stetson (3/3/81)
- 4 – J.C. Hendrix vs. UNC Asheville (3/13/92)

### Strikeouts

- 4 – Ten Tied; Last: Justin Phillips vs. Troy (4/2/05)

### Cycles

- Jeremy Pleasant - @ UNC Asheville (3/25/94)
- Chris Warren - vs. Brown (3/26/98)
- Dan Krause - vs. Marshall (2/13/99)



## Henry Rochelle's Five Home Run Game

Babe Ruth, Hank Aaron, and Mickey Mantle never did it. Neither did Willie Mays, Joe Dimaggio or Mike Schmidt. In 1985, Henry Rochelle, then a freshman at CU, hit five home runs in a game to establish a record that has yet to be equaled in the Major Leagues. The mark stood for 14 seasons in the NCAA Division I ranks until Marshall McDougall

of Florida State hit six homer uns against Maryland on May 9, 1999.

Rochelle's five-home run performance came in a 38-0 win against Radford University on March 30, 1985 at Taylor Field. In his "once-in-a-lifetime" game, Rochelle went 8-8, scored eight runs, blasted five home runs and knocked in 10 runs.

Rochelle established new NCAA records for most home runs (5) and most total bases in a game (23), while tying the NCAA standard for most runs scored in a game (8).

Rochelle's home runs came in the first, third, fourth, seventh, and eighth innings. His incredible performance lifted his batting average from .302 to .412 and his slugging percentage from .419 to .804. He had not

homered prior to the game and hit more home runs in that contested than he did during his high school career.

"I couldn't believe I hit five," Rochelle said at the time. "I was expecting a lot of breaking balls after I hit the first couple of homers and the last two I hit out were curves. I was just looking to get a base hit when I went to the plate. I guess it's one of those once-in-a-lifetime things. It's kind of hard for me to believe."





# SINGLE SEASON RECORDS



Mike Priest's (2004-2006) name is sprinkled throughout the Campbell record book, as he holds Camel single season records for hits (90) and doubles (22).



Marty Warren (1983-85) still stands as the Campbell single season strikeout king with 106 in the 1986 season.

## NCAA Division I (1978-2005) Individual Season Records

### Batting

Highest Batting Average:	.464, J.C. Hendrix (1991)
Highest Batting Average (left-handed):	.394, Bill Wilkes (1984)
Most Home Runs:	26, John Posey (1985)
Most Home Runs (left-handed):	22, Bill Wilkes (1985)
Most Runs Batted In:	75, John Posey (1985)
Highest Slugging Percentage:	.955, John Posey (1985)
Highest Slugging Percentage (left-handed):	.789, Bill Wilkes (1985)
Most Games:	57, William McLean (1997), Chris Warren (1998), Jeff Huff (1998), Bradley Coates (1998), Tony Della Costa (2000)
Most At Bats:	238, Tim Holt (2006)
Most Runs:	71, Bill Wilkes (1985)
Most Hits:	90, Mike Priest (2006)
Most Singles:	66, Tim Holt (2005)
Most Doubles:	22, Mike Priest, (2005)
Most Triples:	8, Kevin Worley (1998)
Most Extra-Base Hits:	41, John Posey (1985)
Most Strikeouts:	65, Willy Kingbury (1996)
Fewest Strikeouts (100+ at bats):	5, Kent Cox (1995)
Most Hit By Pitch:	17, Josh Maddocks (1993)
Highest On-Base Percentage:	.554, John Posey (1985)
Most Stolen Bases:	32, Nic Carter (2002)
Most Caught Stealing:	9, Nic Carter (2001)
Most Sacrifice Hits:	11 Bradley Coates (2001)
Most Sacrifice Flies:	7 Joe Anthonson (2005)

### Pitching

Most Wins:(left-handed):	11, Wes Hepler (2001)
Most Wins (right-handed):	9, Cory Satterfield (1988)
Highest Winning Percentage:	.857 (6-1), Dan Crewe (1982), (6-1), Kenny Milton (1988), (6-1) Mike Ange (2005)
Highest Winning Pct. (10+ decisions):	.833 (10-2), Barry Wilson (1987)
Lowest ERA (100+ Innings):	2.61, Wes Hepler (2001)
Lowest ERA (50-99 Innings):	2.75, Mike Monger (1995)
Lowest ERA (25-49 Innings):	1.76, Henry Rochelle (1988)
Most Losses:	10, Ricky Berrier (1991)
Most Saves:	8, Kenny Milton (1988), J.T. Thomas (1996)
Most Appearances:	37, Byron Batson (2000)
Most Appearances (left-handed):	26, Jack Ledford (1990)
Most Shutouts:	2, Joe Stephenson (1981)
Most Starts:	17, Eric Lee (1997)
Most Complete Games:	8, Wes Hepler (2001)
Most Innings Pitched:	131.1, Wes Hepler (2001)
Most Hits Allowed:	118, David Walters (1986), Eric Lee (1997)
Most Runs Allowed:	83, Eric Lee (1997)
Most Earned Runs Allowed:	72, Eric Lee (1997)
Most Walks:	66, David Walters (1986), Aaron Miller (1997)
Fewest Walks/9 IP:	1.51 (22 in 131 IP) Wes Hepler (2001)
Most Strikeouts:	106 Marty Warren (1986)
Most Strikeouts/9 Innings:	
(100+ IP):	9.32 (106, 102.1 IP) Marty Warren (1985)
(75-99 IP):	9.33 (93, 89.2 IP) Barry Wilson (1987)
(50-74 IP):	12.38 (77, 56.0 IP) Aaron Miller (1997)
(25-49 IP):	11.45 (39, 30.2 IP) Byron Batson (1998)
Most Hit Batters:	17 Byron Batson (1999)
Most Home Runs Allowed:	19 Corey Byrd (1999)



# SINGLE SEASON RECORDS

## Single Season Batting Leaders (1978-2006)

### Batting Average

(Minimum 100 At-Bats)	AB	Hits	Avg.	Year
1. J.C. Hendrix	192	89	.464	1991
2. Wayne Dale	148	64	.432	1982
3. John Posey	178	75	.421	1985
4. Bobby Spicer	115	47	.409	1980
5. John Posey	195	79	.405	1986
6. Mike Priest	224	90	.402	2006
7. Adam Hawes	143	57	.399	2000
8. Bill Wilkes	127	50	.394	1984
9. Bill Wilkes	194	76	.392	1985
10. Tony Della Costa	201	78	.388	2001

### Games

1. William McLean	57	1997
Bradley Coates	57	1998
Jeff Huff	57	1998
Chris Warren	57	1998
Tony Della Costa	57	2000
Jeff Blick	57	2004
Joe Anthonson	57	2004
6. Kent Cox	56	1996
Scott Jackson	56	1996
Willy Kingsbury	56	1996
Mike Corbitt	56	1997
Kevin Worley	56	1998
Ben Barker	56	1999
Bradley Coates	56	1999
Keith Sears	56	2000
Mike Priest	56	2006
Tim Holt	56	2006
Jacob Allen	56	2006



Though he only spent two years as a Camel, Tim Holt (2005-06) put up top ten numbers in several single season categories.



J.C. Hendrix (1989-1992) set the mark for highest single season batting average with a .464 mark in 1991.

### At Bats

1. Tim Holt	238	2006
2. Kevin Worley	231	1998
Brandon Scott	231	2006
4. Tim Holt	230	2005
5. Mike Priest	224	2006
6. Bradley Coates	218	1999
7. Mike Corbitt	214	1997
8. Kent Cox	213	1995
Kent Cox	213	1996
Ben Barker	213	1999

### Runs

1. Bill Wilkes	71	1985
2. John Posey	64	1986
3. John Posey	61	1985
4. Mike Priest	62	2006
5. Chris Warren	59	1998
6. Tim Holt	55	2006
Jeff Huff	55	1998
8. Greg Cloninger	53	1986
9. Tony Della Costa	52	2001
10. Joe Anthonson	51	2005

### Hits

1. Mike Priest	90	2006
2. J.C. Hendrix	89	1991
3. Tim Holt	85	2006
4. Tim Holt	84	2005
Brandon Scott	84	2006
6. Kevin Worley	81	1998
7. John Posey	79	1986
8. Chris Warren	78	1998
Ben Barker	78	1999
Tony Della Costa	78	2001

### Runs Batted In

1. John Posey	75	1985
2. Bill Wilkes	71	1985

3. Chris Mitta	66	1986
4. Wayne Dale	61	1982
5. John Posey	60	1986
Tony Della Costa	60	2001
7. Chris Warren	57	1998
8. Mike Priest	53	2006
9. William McLean	52	1998
10. Mike Corbitt	51	1997

### Doubles

1. Mike Priest	22	2005
2. J.C. Hendrix	20	1992
3. Ben Barker	19	1999
4. Bob Palentchar	18	1987
J.C. Hendrix	18	1991
6. Chris Mitta	17	1987
Chris Warren	17	1998
Tony Della Costa	17	2001
9. Mike Priest	16	2006
J.C. Hendrix	16	1990

### Triples

1. Kevin Worley	8	1998
2. Chris Warren	7	1998
Nic Carter	7	2001
Brandon Scott	7	2006
5. Ed Stanley	6	1993
6. Johnny Baldwin	5	1981
Chris Porosky	5	1996
Robert Marciano	5	1997
Jeff Huff	5	1998
Jason Wilkerson	5	1998
Nic Carter	5	2000
Tony Della Costa	5	2001
Jeff Randol	5	2004



Bill Wilkes' 1985 season landed him in the top five on Campbell's single season runs (1), RBI (2), home runs (2), walks (4), total bases (2) and slugging percentage (3) lists.



# SINGLE SEASON RECORDS



John Posey (1984-1986) is the CU single season home run king, as he blasted 26 in 1985.

## Home Runs

1.	John Posey	26	1985
2.	Bill Wilkes	22	1985
3.	James White	18	1986
4.	John Posey	17	1986
5.	Wayne Dale	16	1981
	Wayne Dale	16	1982
7.	Reggie Davis	15	1995
8.	Chris Mitta	14	1986
	Mike Priest	14	2005
10.	Kevin Barger	13	1984
	Brock Gaston	13	1987
	J.C. Hendrix	13	1991
	Chris Warren	13	1998
	Mike Priest	13	2006

## Stolen Bases

1.	Nic Carter	32	2002
2.	Nic Carter	31	2001
3.	Randy Hood	26	1990
4.	Brandon Scott	25	2006
5.	James White	21	1986
6.	Keith Sears	20	2000
	Jeff Blick	20	2004
8.	Jeff Blick	19	2005
9.	Herb Williams	17	1981
	Dennis Brinson	17	1995

## Base on Balls

1.	Rodney Stovall	56	1985
2.	John Posey	48	1985
3.	Bill Wilkes	46	1983
4.	Bill Wilkes	43	1985
5.	Phil Hunt	40	1981
	Randy Hood	40	1990

7.	William McLean	39	1997
8.	Chris Mitta	38	1986
	Greg Cloninger	38	1986
10.	James White	36	1986
	Jeff Huff	36	1998

## Total Bases

1.	John Posey	170	1985
2.	Bill Wilkes	153	1985
3.	Mike Priest	151	2006
4.	J.C. Hendrix	150	1991
5.	John Posey	146	1986
6.	Mike Priest	145	2005
7.	Chris Warren	143	1998
8.	James White	135	1996
9.	J.C. Hendrix	128	1992
10.	Ben Barker	126	1999
	Tony Della Costa	126	2001

## Slugging Percentage

1.	John Posey	.955	1985
2.	Wayne Dale	.831	1982
3.	Bill Wilkes	.789	1985
4.	J.C. Hendrix	.781	1991
5.	Wayne Dale	.770	1981
6.	John Posey	.749	1986
7.	Bobby Spicer	.713	1980
8.	J.C. Hendrix	.692	1992
9.	James White	.689	1986
10.	Mike Priest	.687	2005

## On-Base Percentage

1.	John Posey	.554	1985
2.	Wayne Dale	.533	1982
3.	J.C. Hendrix	.527	1991

4.	Bobby Spicer	.524	1980
5.	Bill Wilkes	.519	1984
6.	Bill Wilkes	.506	1985
7.	Randy Hood	.498	1990
8.	John Posey	.496	1986
9.	Phil Hunt	.490	1981
10.	Rodney Stovall	.487	1985

## Hit By Pitch

1.	Josh Maddocks	17	1993
2.	Josh Maddocks	15	1994
3.	Kent Cox	14	1995
4.	Tim Holt	12	2006
5.	Kent Cox	11	1996
	Mike Campbell	11	1999
	Jeff Blick	11	2004
8.	Chris Warren	10	1998
9.	Tony Della Costa	9	2000
	Johnny Keelan	9	2001

## Strikeouts

1.	Willy Kingsbury	65	1996
2.	Chris Warren	56	1998
3.	Blair Waggett	53	2006
4.	Jason Brown	52	2003
5.	Keith Sears	50	2000
	Jeff Huff	50	2001
7.	Keith Sears	49	1999
8.	Willy Kingsbury	48	1995
	Jacob Allen	48	2006
10.	Sean Gleason	46	1990
	Tom Rispoli	46	2004



Brandon Scott's 25 stolen bases last season are good for fourth on the single season list.



# SINGLE SEASON RECORDS

## Single Season Pitching Leaders (NCAA Division I / 1978-2006)

### Won-Lost Percentage

(Min. 5 decisions or One IP Per Team Game)

1.	Dan Crew	6-1	.857	1982
	Kenny Milton	6-1	.857	1988
	Mike Ange	6-1	.857	2005
4.	Barry Wilson	10-2	.833	1987
	Doug Barefoot	5-1	.833	1985
	Cory Satterfield	5-1	.833	1985
	Mike Griffin	5-1	.833	1993
	Joe Nestor	5-1	.833	1994
	Byron Batson	5-1	.833	2000
10.	Keith Walters	4-1	.800	1979
	Darryl Morton	4-1	.800	1980
	Joe Stephenson	4-1	.800	1982
	Doug Barefoot	4-1	.800	1986
	Joey Babyak	4-1	.800	2004

### Earned Run Average

(Min. One IP Per Team Game)

1.	Wes Hepler	2.61	2001
2.	Mike Monger	2.75	1995
3.	Chuck Urban	2.82	1984
4.	Cory Satterfield	2.83	1988
5.	Matt Buckley	2.87	1996
6.	Kenny Milton	3.09	1989
7.	Kenny Milton	3.19	1988
8.	Matt Klewenko	3.22	2003
9.	Kenneth Collins	3.23	1995
10.	Jeff Stovall	3.31	2003

### Wins

1.	Wes Hepler	11	2001
2.	Barry Wilson	10	1987



Mike Ange (2005-06) is tied atop the season won-lost percentage list, winning an impressive 85.7 percent of his games in 2005.

Byron Batson (1997-00) made himself one of the finest relievers in Campbell history, setting single season marks in 2000 for appearances (37) and relief appearances (37).



3.	Cory Satterfield	9	1988
4.	Darin Cloninger	7	1982
	Darin Cloninger	7	1983
	Joe Stephenson	7	1984
	Cory Satterfield	7	1986
	Mike Monger	7	1995
	Pat Murray	7	2002
	Josh Blades	7	2004

### Losses

1.	Rick Berrier	10	1991
	LaGrande Russell	9	1989
	Tom McGraw	9	1990
	Chris Wagner	9	1990
	Bob Wharton	9	1993
	Andy High	9	1994
	Daniel Hall	9	1999
	Josh Blades	9	2004
9.	Kenny Milton	8	1989
	Brian Semmens	8	1990
	Mike Griffin	8	1994
	Eric Lee	8	1997
	Byron Batson	8	1999
	Corey Byrd	8	2000

### Saves

1.	Kenny Milton	8	1988
	J.T. Thomas	8	1996
3.	J.T. Thomas	7	1997
4.	Henry Rochelle	6	1986
	Jamie Davis	6	1994
	Daniel Hall	6	2000
7.	Karl Herrmann	5	1983
	Henry Rochelle	5	1985
	Kenny Milton	5	1987
	Matt Allen	5	1993
	Ryan Hamme	5	2006

### Appearances

1.	Byron Batson	37	2000
2.	Kenny Milton	30	1987
3.	J.T. Thomas	28	1997
4.	Kenny Milton	27	1988
5.	Jack Ledford	26	1990
	J.T. Thomas	26	1996
	Bradley Stancil	26	2000
8.	Jack Ledford	25	1991
	Daniel Hall	25	2000
10	Jamie Davis	23	1994
	Kevin Dail	23	1996
	Ray Greene	23	1997

### Relief Appearances

1.	Byron Batson	37	2000
2.	Kenny Milton	30	1987
3.	J.T. Thomas	28	1997
4.	Kenny Milton	26	1988
	J.T. Thomas	26	1996
	Bradley Stancil	26	2006
7.	Jack Ledford	25	1990
	Jack Ledford	25	1991
	Daniel Hall	25	2000
10.	Ray Greene	23	1997

### Innings Pitched

1.	Wes Hepler	131.0	2001
2.	Josh Blades	104.1	2004
3.	Marty Warren	102.1	1985
4.	Cory Satterfield	101.2	1988
5.	David Walters	100.2	1986
6.	Eric Lee	99.2	1997
7.	Matt Klewenko	95.0	2003
8.	Eric Lee	94.2	1997
9.	Barry Wilson	89.2	1987
10.	Brian Semmens	88.2	1990
	Wes Hepler	88.2	1999

### Games Started

1.	Wes Hepler	18	2001
2.	Eric Lee	17	1997
3.	Corey Byrd	16	2000
	Matt Klewenko	16	2003
	Josh Blades	16	2004
6.	Wes Hepler	15	2002
7.	David Walters	14	1986
	Cory Satterfield	14	1988
	Eric Lee	14	1998
	Wes Hepler	14	1999
	Wes Hepler	14	2000

### Complete Games

1.	Wes Hepler	8	2001
2.	Joe Stephenson	7	1984
	Marty Warren	7	1985
4.	Dave Terrill	6	1979
	Darin Cloninger	6	1982
	Darin Cloninger	6	1983
	John Posey	6	1984
8.	Nine players tied	5	



# SINGLE SEASON RECORDS



Corey Byrd (1998-02) led the 31-win 2000 team with 16 games started and 86.1 innings pitched.

## Shutouts

1. Joe Stephenson	2	1981
2. 21 players tied	1	

(Last Mike Ange (2005), Jeff Randol (2005))

## Hits Allowed

1. David Walters	118	1986
Eric Lee	118	1986
3. Josh Blades	116	2004
4. Ricky Berrier	110	1991
5. Tom McGraw	107	1990
Corey Byrd	107	2000
Wes Hepler	107	2001
8. Marty Warren	105	1985
9. Quinn LeSage	103	2006
10. Wes Hepler	101	1999

## Runs Allowed

1. Eric Lee	83	1997
2. David Walters	78	1986
3. Chris Wagner	77	1990
4. Cory Satterfield	75	1987
Eric Lee	75	1998
6. Bob Wharton	71	1992
7. Tom McGraw	68	1990
Brian Semmens	68	1990
9. Ricky Berrier	66	1991
10. Marty Warren	65	1985
Aaron Miller	65	1997
Josh Blades	65	2004

## Earned Runs Allowed

1. Eric Lee	72	1997
2. Eric Lee	63	1998
3. Cory Satterfield	62	1987
4. David Walters	60	1986
5. Bob Wharton	59	1992
6. Tyler Sexton	58	2005
7. Ricky Berrier	56	1991
Daniel Hall	56	1999
9. Josh Blades	55	2004
10. Chuck Urban	54	1985
Brian Semmens	54	1990

## Bases on Balls

1. David Walters	66	1986
Aaron Miller	66	1997
3. Marty Warren	64	1985
4. Bob Wharton	50	1992
5. Barry Wilson	48	1987
6. Chuck Urban	47	1985
7. Brian Semmens	46	1990
Travis Quick	46	1998
Daniel Hall	46	1999
Josh Blades	46	2004

## Strikeouts

1. Marty Warren	106	1985
2. Wes Hepler	97	2001
3. Barry Wilson	93	1987
4. Cory Satterfield	90	1988
5. Joe Stephenson	85	1984
6. Eric Lee	81	1997
7. David Walters	80	1986
8. Eric Lee	78	1998
9. Aaron Miller	77	1997
10. Chuck Urban	76	1985

## Strikeouts Per Nine Innings

(Min. One IP Per Team Game)

1. Kenny Milton	10.16	1988
2. Barry Wilson	9.33	1987
3. Marty Warren	9.32	1985
4. LaGrande Russell	8.71	1989
5. Joe Stephenson	8.69	1984
6. Byron Batson	8.53	2000
7. Tim Kotroco	8.37	1982
8. Chuck Urban	8.14	1985
9. Cory Satterfield	7.97	1988
10. Corey Byrd	7.90	1999

## Single Season Team Batting Records (1978-2006)

Highest Batting Average:	.327	1986
Most Home Runs:	106	1985
Most Home Runs per Game:	2.21	1985*
Most RBI:	434	1985

Highest Slugging %:	.559	1986
Most Games:	58	1998
Most Wins:	33	2001
Most Losses:	40	1991, 1997
Most At-Bats:	2035	2006
Most Runs:	470	1985
Most Runs per Game:	9.79	1985
Most Hits:	627	2006
Most Singles:	461	2006
Most Doubles:	109	2005
Most Triples:	35	1998
Most Extra-Base Hits:	205	1986
Most Total Bases:	959	1985
Most Walks:	340	1985
Most Strikeouts:	445	1987
Most Hit By Pitch:	56	2000
Highest On-Base %:	.433	1982
Most Stolen Bases:	104	2001
Most Caught Stealing:	37	1998
Most Sacrifice Hits:	44	1996, 2000
Most Sacrifice Flies:	26	2005

Σ Led Nation

## Single Season Pitching Records (1978-2006)

Lowest ERA:	4.05	1988
Highest ERA:	7.16	1992
Most Saves:	11	1985, 1996
Most Shutouts:	4	1988, 2000
Most Complete Games:	18	1979
Most Innings Pitched	487.1	2006
Most Hits Allowed:	610	2006
Fewest Hits Allowed:	180	1981
Most Runs Allowed:	447	1997
Fewest Runs Allowed:	138	1981
Most Earned Runs Allowed:	360	2005
Fewest Earned Runs Allowed:	110	1981
Most Walks:	300	1997
Fewest Walks/9 IP:	3.83	1996
Most Strikeouts:	427	2000
Most Strikeouts/9 IP:	8.24	2000
Most Hit Batters:	83	2005
Most Home Runs Allowed:	74	1999



The 2001 team, which included current Camel head coach Chris Wiley, set the Campbell record for wins with 33.



# INDIVIDUAL CAREER RECORDS



Kent Cox (1993-1996) enjoyed a successful tenure at Campbell, holding numerous school records including most hits (269).



Derek Barrows (2002-03) was the last Camel player to be taken in Major League Baseball's amateur draft. He was taken in the 30th round by the San Francisco Giants.

## Batting

Highest Batting Average:	.401, John Posey (1984-86)
Highest Batting Average (left-handed):	.349, Greg Cloninger (1984-87)
Most Home Runs:	50, John Posey (1984-86)
Most Home Runs (left-handed):	38, Bill Wilkes (1982-85)
Most RBI:	165, John Posey (1984-86)
Highest Slugging Percentage:	.792, John Posey (1984-86)
Highest Slugging Percentage (left-handed):	.639, Bill Wilkes (1982-85)
Most Games:	214, Bradley Coates (1998-01)
Most At-Bats:	774, Kent Cox (1993-96)
Most Runs:	170, Bill Wilkes (1982-85)
Most Hits:	269, Kent Cox (1993-96)
Most Singles:	217, Kent Cox (1993-96)
Most Doubles:	58, J.C. Hendrix (1989-92)
Most Triples:	15, Nic Carter (2000-2002)
Most Extra-Base Hits:	96, J.C. Hendrix (1989-92)
Most Total Bases:	399, J.C. Hendrix (1989-92)
Most Walks:	152, Bill Wilkes (1982-85)
Most Strikeouts:	159, Jeff Huff (1998-01)
Toughest to Strike Out:	1 per 16.8 At-Bats, Kent Cox (1993-96)
Most Hit by Pitch:	32, Josh Maddocks (1993-94)
Highest On-Base Percentage:	.500, John Posey (1984-86)
Most Stolen Bases:	72, Nic Carter (2000-2002)
Most Caught Stealing:	19, Randy Hood (1987-90)
Most Stolen Base Attempts:	87, Jeff Blick (2002-05)
Most Sacrifice Hits:	33, Bradley Coates (1998-2001)
Most Sacrifice Flies:	12, Chris Mitta (1986-88)

## Pitching

Most Wins:	26, Cory Satterfield (1985-88)
Most Wins (left-handed):	24, Wes Hepler (1999-2002)
Highest Winning Percentage (20+ decisions):	.850 (17-3), Henry Rochelle (1985-88)
Lowest ERA (200+ IP):	3.60, Kenny Milton (1986-89)
Lowest ERA (100-199 IP):	3.58, Matt Buckley (1993-96)
Most Losses:	22, Brian Semmens (1989-91)
Most Saves:	18, Kenny Milton (1986-89)
Most Appearances:	97, Kenny Milton (1986-89)
Most Appearances (left-handed):	61, Wes Hepler (1999-2002)
Most Games Started:	61, Wes Hepler (1999-2002),
Most Relief Appearances:	88, Kenny Milton (1986-89)
Most Complete Games:	19, Joe Stephenson (1981-84)
Most Shutouts:	4, Joe Stephenson (1981-84)
Most Innings Pitched:	368.0, Wes Hepler (1999-2002)
Most Hits Allowed:	359, Wes Hepler (1999-2002)
Most Hits Allowed Per Nine Innings:	11.60, Joe Nestor (1992-94)
Most Runs Allowed:	224, Cory Satterfield (1985-88)
Most Earned Runs Allowed:	173, Cory Satterfield (1985-88)
Most Walks:	145, Barry Wilson (1986-89)
Fewest Walks Per Nine Innings:	1.11, Matt Terrill (2004-05)
Most Strikeouts:	258, Wes Hepler (1999-2002)
Most Strikeouts Per Nine Innings:	11.75, Aaron Miller (1995-97)



# CAREER RECORDS

## Career Batting Leaders (NCAA Division I / 1978-2006)

### Batting Average (Min. 300 AB)

	AB	Hits	Avg.	Years
1. John Posey	501	201	.401	1984-86
2. Wayne Dale	334	125	.374	1980-82
3. Mike Corbitt	399	147	.368	1997-98
4. J. C. Hendrix	640	234	.366	1989-92
5. Tim Holt	468	169	.361	2005-06
6. Tony Della Costa	408	146	.358	2000-01
Mike Priest	634	227	.358	2004-06
7. Greg Cloninger	657	229	.349	1984-87
8. Bill Wilkes	515	179	.348	1982-85
Kent Cox	774	269	.348	1993-96
10. Danny Murphy	392	136	.347	1984-88

### Games

1. Bradley Coates	214	1998-01
2. Jeff Huff	212	1998-01
3. Kent Cox	207	1993-96
4. Andy Priest	202	1992-95
5. Ed Stanley	197	1990-93
6. Keith Sears	193	1997-00
7. J.C. Hendrix	191	1989-92
8. Chris Warren	190	1995-98
9. Henry Rochelle	186	1985-88
10. Greg Cloninger	181	1984-87

### At Bats

1. Kent Cox	774	1993-96
2. Jeff Huff	748	1998-01
3. Bradley Coates	738	1998-01
4. Ed Stanley	736	1990-93
5. Andy Priest	690	1992-95
6. Chris Warren	664	1995-98
7. Greg Cloninger	657	1984-87
8. Randy Hood	653	1987-90
9. J.C. Hendrix	640	1989-92
10. Mike Priest	634	2004-06

### Runs

1. Bill Wilkes	170	1982-85
2. Greg Cloninger	160	1984-87
3. John Posey	152	1984-86
4. Randy Hood	151	1987-90
5. James White	148	1983-86
6. Jeff Huff	147	1998-01
Kent Cox	147	1993-96
8. Mike Priest	139	2004-06
9. J.C. Hendrix	138	1989-92
10. Bob Palentchar	135	1986-89

### Hits

1. Kent Cox	269	1993-96
2. J.C. Hendrix	234	1989-92
3. Ed Stanley	231	1990-93
4. Bradley Coates	230	1998-01
5. Greg Cloninger	229	1984-87
6. Mike Priest	227	2004-06

7. Jeff Huff	219	1998-01
8. Chris Warren	210	1995-98
9. Randy Hood	209	1987-90
10. John Posey	201	1984-86

### Runs Batted In

1. Jeff Huff	167	1998-01
2. John Posey	165	1984-86
3. Chris Mitta	148	1986-88
4. Bill Wilkes	143	1982-85
5. J.C. Hendrix	140	1989-92
6. Mike Priest	138	2004-06
7. Bob Palentchar	135	1986-89
8. Chris Warren	127	1995-98
9. Bob Posey	126	1984-86
10. Greg Cloninger	115	1984-87

### Stolen Bases

1. Nic Carter	72	2000-2002
2. James White	58	1983-86
3. Randy Hood	56	1987-90
4. Keith Sears	38	1997-00
5. Jeff Blick	37	2002-
6. Kent Cox	32	1993-96
7. Herb Williams	31	1980-82
8. Mike Adcock	30	1988-91
Jeff Davis	30	1998-00
Mike Priest	30	2004-06

### Doubles

1. J.C. Hendrix	58	1989-92
2. Jeff Huff	52	1998-01
3. Mike Priest	49	2004-06
4. Bob Palentchar	45	1986-89
5. Chris Mitta	44	1986-88
6. Kent Cox	39	1993-96
Chris Warren	39	1995-98
8. Bob Posey	38	1984-86
Henry Rochelle	38	1985-88
10. Jeff Davis	37	1998-00

### Triples

1. Nic Carter	15	2000-2002
2. Chris Warren	12	1995-98
3. Chris Porosky	11	1992-96
4. Keith Sears	9	1997-00
5. Josh Maddocks	8	1993-94
Ed Stanley	8	1990-93
Scott Jackson	8	1994-98
Kevin Worley	8	1998
Jeff Huff	8	1998-01
10. James White	7	1983-86
J.C. Hendrix	7	1989-92



Nic Carter (2000-02) holds career records for stolen bases (72) and triples (15) despite only spending three years with the Camels



# CAREER RECORDS



In his four years as a Camel, Bradley Coates (1998-01) played in a record 214 games.

Dan Krause	7	1997-00
Bradley Coates	7	1998-01
Mike Priest	7	2004-06

## Home Runs

1. John Posey	50	1984-86
2. Bill Wilkes	38	1982-85
3. Chris Mitta	36	1986-88
Mike Priest	36	2004-06
5. Wayne Dale	34	1980-82
6. J.C. Hendrix	31	1989-92
7. James White	30	1983-86
8. Kevin Barger	28	1980-84
9. Bob Posey	24	1982-84
Henry Rochelle	24	1985-88
Reggie Davis	24	1994-95

## Bases On Balls

1. Bill Wilkes	152	1982-85
2. Kevin Barger	116	1980-84
3. Greg Cloninger	114	1984-87
4. J.C. Hendrix	110	1989-92
5. Phil Hunt	99	1979-82
Randy Hood	99	1987-90
7. Rodney Stovall	98	1982-85
8. John Posey	94	1984-86
Bobby Spicer	94	1980-83
10. Ed Stanley	92	1990-93

## Total Bases

1. J.C. Hendrix	399	1989-92
2. Mike Priest	398	2004-06
3. John Posey	397	1984-86
4. Kent Cox	341	1993-96
5. Chris Warren	339	1995-98
6. Bill Wilkes	329	1982-85
7. Greg Cloninger	328	1984-87
8. Chris Mitta	322	1986-88
9. Bob Palentchar	307	1986-89
10. James White	303	1983-86

## Slugging Percentage

1. John Posey	.792	1984-86
2. Wayne Dale	.749	1980-82
3. Bill Wilkes	.639	1982-85
4. Chris Mitta	.638	1986-88
5. Reggie Davis	.636	1994-95
6. Mike Priest	.628	2004-06
7. J.C. Hendrix	.623	1989-92
8. Bob Posey	.605	1982-84
9. Tony Della Costa	.561	2000-01
Danny Murphy	.582	1984-88

## On-Base Percentage

1. John Posey	.500	1984-86
2. Bill Wilkes	.498	1982-85
3. Wayne Dale	.475	1980-82
4. Bobby Spicer	.468	1980-83



Greg Cloninger (1984-87) is one of four Camels on the top ten career batting average list to stay the full four years at Campbell.



Joe Anthonson was the last Campbell player to earn first-team All-Atlantic Sun honors back in 2005.

5. J.C. Hendrix	.463	1989-92
6. Rodney Stovall	.461	1982-85
Joe Anthonson	.461	2004-
8. Danny Murphy	.455	1984-88
9. Greg Cloninger	.446	1984-87
10. Doug Tanner	.445	1979-80

## Hit By Pitch

1. Josh Maddocks	32	1993-94
2. Kent Cox	31	1993-96
3. Chris Warren	28	1995-98
4. Johnny Keelan	23	1999-2002
5. Mike Campbell	21	1996-99
6. Chris Saich	18	1994-97
Jeff Davis	18	1998-00
Bradley Coates	18	1998-01
Tim Holt	18	2005-06
10. Tony Della Costa	17	2000-01

## Strikeouts

1. Jeff Huff	159	1998-01
2. Chris Warren	156	1995-98
3. Willy Kingsbury	155	1993-96
4. Keith Sears	148	1997-00
5. Bradley Coates	133	1998-01
6. William McLean	115	1995-98
7. Ricky Berrier	113	1988-91
8. Lee Cobbler	112	1989-92
Scott Jackson	112	1994-98
10. Dan Krause	109	1997-00



# CAREER RECORDS

## Career Pitching Leaders

(NCAA Division I / 1978-2006)

### Won-Lost Percentage (Min. 15 Decisions):

1.	Henry Rochelle	17-3	.8501985-88
2.	Cory Satterfield	26-14	.6501985-88
4.	Doug Barefoot	12-7	.6321984-87
5.	Barry Wilson	23-14	.6221986-89
6.	Darin Cloninger	18-11	.6211981-83
7.	Joe Stephenson	21-13	.6181981-84
8.	Dan Crewe	18-13	.5811980-83
9.	Scott Evans	15-11	.5771985-88
10.	Wes Hepler	24-18	.5711999-02

### Earned Run Average (Min. 100 IP):


1.	Matt Buckley	3.581993-96
2.	Kenny Milton	3.601986-89
3.	Henry Rochelle	3.851985-88
4.	Curly Summerlin	3.951978-80
5.	Wes Hepler	4.011999-02
6.	Jamie Davis	4.131994-96
7.	Darin Cloninger	4.161981-83
8.	Joe Stephenson	4.301981-84
9.	Josh Blades	4.352003-04
10.	Dan Crewe	4.391980-83

### Wins

1.	Cory Satterfield	261985-88
2.	Wes Hepler	241999-02
3.	Barry Wilson	231986-89
4.	Dan Crewe	181980-83
	Joe Stephenson	181981-84
6.	Darin Cloninger	171981-83
	Henry Rochelle	171985-88
8.	Scott Evans	151985-88
9.	Matt Kleweno	142000-03
10.	Byron Batson	131997-00



Matt Kleweno (2000-03) holds top-ten numbers in seven career pitching categories.



Cory Satterfield (1985-1988) holds the career record for wins with 26.

### Losses

1.	Brian Semmens	221989-91
	Andy High	221993-96
3.	Corey Byrd	211998-02
4.	Tom McGraw	181988-91
5.	Kenny Milton	171986-89
	Ricky Berrier	171988-91
7.	Bob Wharton	161991-93
	Rob Finch	162001-04
9.	Eric Lee	151997-98
10.	Cory Satterfield	141985-88
	Barry Wilson	141986-89
	Jamie Davis	141994-96
	Daniel Hall	141998-00
	Matt Kleweno	142000-03

### Saves

1.	J.T. Thomas	191995-98
2.	Kenny Milton	181986-89
3.	Henry Rochelle	111985-89
4.	Jack Ledford	91989-91
	Jamie Davis	91994-96
6.	Daniel Hall	81998-00
7.	Karl Herrman	71982-83
8.	Matt Allen	61992-95
9.	Doug Barefoot	51984-87
	Byron Batson	51997-2000
	Ryan Hamme	5 2006-

### Appearances

1.	Kenny Milton	971986-89
2.	Byron Batson	891997-00
3.	J.T. Thomas	801995-98
4.	Kevin Dail	751995-98
5.	Wes Hepler	731999-02
6.	Joe Nestor	681992-95
7.	Matt Kleweno	652000-03
8.	Jack Ledford	601989-91
9.	Daniel Hall	581998-00
10.	Andy High	561993-96

### Relief Appearances

1.	Kenny Milton	881986-89
2.	J.T. Thomas	791995-98
3.	Byron Batson	771997-00
4.	Kevin Dail	651995-98
5.	Jack Ledford	591989-91
6.	Joe Nestor	541992-95
7.	Ray Greene	471996-98
8.	Eric Dauplaise	431994-96
9.	Matt Allen	421992-95
10.	Daniel Hall	401998-00

### Innings Pitched

1.	Wes Hepler	368.01999-02
2.	Cory Satterfield	317.21985-88
3.	Barry Wilson	276.01986-89



# CAREER RECORDS



*Daniel Hall (1998-00) was the last Camel pitcher to be taken in the Major League Draft when he was taken by the Milwaukee Brewers in 2000's 15th round.*

4.	Corey Byrd	271.11998-02
5.	Andy High	243.21993-96
6.	Matt Kleweno	237.02000-03
7.	Dan Crewe	221.21980-83
	Rob Finch	221.22001-04
9.	Scott Evans	214.21985-88
10.	Kenny Milton	212.21986-89

## Games Started

1.	Wes Hepler	611999-02
2.	Cory Satterfield	461985-88
3.	Corey Byrd	451998-02
4.	Matt Kleweno	422000-03
5.	Barry Wilson	441986-89
6.	Joe Stephenson	411981-84
7.	Andy High	371993-96
	Rob Finch	372001-04
9.	Darin Cloninger	351981-83
10.	Dan Crewe	331980-83

## Complete Games

1.	Joe Stephenson	191981-84
2.	Darin Cloninger	181981-83
3.	Dan Crewe	161980-83
4.	Cory Satterfield	111985-88
	Wes Hepler	111999-02
6.	Josh Blades	102003-04
7.	Barry Wilson	81986-89
8.	Scott Evans	71985-88
	Brian Semmens	71989-91
	Curly Summerlin	71978-80
	Marty Warren	71983-85
	Mike Griffin	71992-95
	Eric Lee	71997-98

## Shutouts

1.	Joe Stephenson	41981-84
2.	Dan Crewe	21980-83
	Chuck Urban	21984-85

## Hits Allowed

1.	Wes Hepler	3591999-02
2.	Cory Satterfield	3551985-88
3.	Corey Byrd	3331998-02
4.	Rob Finch	3182001-04
5.	Barry Wilson	2931986-89
6.	Andy High	2811993-96
7.	Matt Kleweno	2612000-03
8.	Scott Evans	2691985-88
9.	Joe Stephenson	2591981-84
10.	Darin Cloninger	2451981-83

## Runs Allowed

1.	Cory Satterfield	2241985-88
2.	Rob Finch	1822001-04
3.	Corey Byrd	1691998-02
4.	Andy High	1851993-96
5.	Barry Wilson	1741986-89
6.	Scott Evans	1711985-88
7.	Brian Semmens	1681989-91
8.	Joe Stephenson	1631981-84
9.	Dan Crewe	1611980-83
10.	Eric Lee	1581997-98

## Earned Runs Allowed

1.	Corey Byrd	1731998-02
	Cory Satterfield	1731985-88
3.	Wes Hepler	1641999-02
4.	Barry Wilson	1421986-89
5.	Brian Semmens	1381989-91
	Andy High	1381993-96
7.	Scott Evans	1371985-88
	Rob Finch	1372001-04
9.	Eric Lee	1351997-98
10.	Matt Klewenko	1232000-03

## Bases On Balls

1.	Barry Wilson	1451986-89
2.	Cory Satterfield	1441985-89
3.	Kenny Milton	1321986-89
4.	Aaron Miller	1201995-97

5.	Darin Cloninger	1131981-83
6.	Marty Warren	1071983-85
7.	Andy High	1051993-96
8.	Dan Crewe	1031980-83
	Scott Evans	1031985-88
10.	Bob Wharton	1001991-93


## Strikeouts

1.	Wes Hepler	2581999-02
2.	Cory Satterfield	2351985-88
3.	Corey Byrd	2151998-02
	Barry Wilson	2151986-89
5.	Kenny Milton	2081986-89
6.	Joe Stephenson	1911981-84
7.	Byron Batson	1841997-00
8.	Dan Crewe	1621980-83
9.	Eric Lee	1591997-98
10.	Darin Cloninger	1501981-83

## Strikeouts Per Nine Innings

(Min. 100 IP)

1.	Aaron Miller	11.751995-97
2.	Jack Ledford	10.451989-91
3.	Kenny Milton	8.801986-89
4.	Marty Warren	8.691983-85
5.	Byron Batson	8.311997-00
6.	Daniel Hall	8.101998-00
7.	Chuck Urban	7.601984-85
8.	Eric Lee	7.361997-98
9.	David Walters	7.15 1986
10.	Corey Byrd	7.131998-02



*Wes Hepler (1999-2002) is the Camels career leader in strikeouts (258), games started (61) and innings pitched 368.0.*



# HONORS

## NCAA Regional

1990 West I (Stanford, Calif.)

## CoSIDA Academic All-America

Kent Cox (1995) William McLean  
(1998) Kenny Milton  
(1988) Mike Priest  
(2005 – Second Team, 2006 – First Team)

## Collegiate Baseball Freshman All-American

Wes Hepler (1999 HM)  
Nic Carter (2000 HM)  
Rob Finch (2001 HM)

## CoSIDA Academic All-District

Jeff Blick (2005)  
Mike Campbell (1999)  
Kent Cox (1994, 1995, 1996)  
William McLean (1997, 1998)

## ABCA All-Region

J.C. Hendrix (1991)

## A-Sun All-Conference

Mike Ange (2005, 2nd)  
Joe Anthonson (2005, 1st)  
Byron Batson (2000, 2nd)  
Nic Carter (2002, 2nd)  
Bradley Coates (2001, 2nd)  
Mike Corbitt (1997, 2nd)  
Kent Cox (1995, 2nd, 1996, 3rd)  
Reggie Davis (1995, 1st)  
Sal Deanda (2003, 1st)  
Tony Della Costa (2000, 1st, 2001, 1st)  
Ryan Hamme (2006, 2nd)  
Wes Helper (2001, 2nd)  
Tim Holt (2006, 2nd)  
Willy Kingsbury (1995, 1st)  
Mike Priest (2005, 1st, 2006, 2nd)  
Brandon Scott (2006, 2nd)  
J.T. Thomas (1996, 3rd, 1997, 3rd)  
Chris Warren (1998, 1st)

## A-Sun All Freshman Team

Rob Finch (2001)  
Ryan Hamme (2006)

## A-Sun Coach of the Year

Chip Smith (2000)

## A-Sun All-Tournament

Jeff Davis (2000)  
Adam Hawes (2000)  
Jeff Huff (2000)

## A-Sun All-Academic Team

Jacob Allen (2006)  
Mike Ange (2005, 2006)  
Andrew Barrows (2003)  
Byron Batson (1998, 2000)



*Mike Priest (2004-06) became the first Camel to earn back to back CoSIDA Academic All-American honors.*

Jeff Blick (2002-2005)  
Corey Byrd (2000, 2002)  
Mike Campbell (1996, 1998, 1999)  
Bradley Coates (1998)  
Alan Cox (1995)  
Kent Cox (1995, 1996)  
Ty Daurity (1995)  
Brandon Dees (2003)  
Kyle Ellenz (2003)  
Daniel Ennis (2001)  
Nic Ewing (2001-2004)  
Rob Finch (2003, 2004)  
Matt Gardner (2006)  
Ray Greene (1998)  
Austin Harris (2006)  
Alston Hatch (2006)  
Austen Hawkey (2005, 2006)  
Wes Hepler (1999-2002)  
Chad Hicks (1996)  
Tim Holt (2006)  
Scott Jackson (1996-1998)

Matt Johnson (2006)  
Johnny Keelan (2001)  
Matt Klewenko (2000-2003)  
Dan Krause (1997, 1999, 2000)  
Brendan LeBlanc (1995, 1996)  
Quinn LeSage (2006)  
Nate Logan (2005, 2006)  
Matt Marek (2005, 2006)  
Todd Matthews (2005, 2006)  
William McLean (1995-1998)  
Mike Monger (1997)  
Mac Morykon (2004)  
Chad Phillips (1995)  
Chris Porosky (1995)  
Mike Priest (2004-2006)  
Luke Reiland (2005, 2006)  
Jon Sanderlin (2001)  
Brandon Scott (2006)  
Keith Sears (2000)  
Lincoln Smith (2006)  
Daniel Smith (2005, 2006)

Jeff Stoval (2003)  
Phillip Strickland (2003-2005)  
J.T. Thomas (1997, 1998)  
Jordan Topal (2002-2005)  
Brad Tremitiere (1996)  
Rob Vernon (2005)  
Joe Waldecker (2005, 2006)  
Mitch Williams (2000)  
Lonnie Whitehead (2003, 2005)  
Jacob Wright (2005, 2006)  
Brent Wyso (1995, 1996)

## Big South Conference Champions

1988, 1990

## All-Big South Conference (1985-1994)

Mike Adcock (1990)  
Greg Cloninger (1986, 1987)  
Kent Cox (1994)  
Reggie Davis (1994)  
J.C. Hendrix (1991, 1992)  
Randy Hood (1989)  
Charlie Letizia (1987, 1988)  
Chris Mitta (1988)  
John Posey (1986)  
Henry Rochelle (1988)  
Cory Satterfield (1988)  
Ed Stanley (1993)  
James White (1986)  
Barry Wilson (1987)

## Big South Player of the Year

J.C. Hendrix (1991)

## Big South Rookie of the Year

Reggie Davis (1994)

## Big South Coach of the Year

Cal Koonce (1986)

## Big South All-Tournament

Ricky Berrier (1988, 1990)  
J.C. Hendrix (1990)  
Randy Hood (1988, 1990)  
Danny Murphy (1988)  
Bob Palentchar (1988)  
John Posey (1985)  
Cory Satterfield (1988)  
Ed Stanley (1990)  
Chris Wagner (1990)  
James White (1985-1986)  
Bill Wilkes (1985)

## Big South Tournament MVP

Bob Palentchar (1988)  
John Posey (1985, Co-MVP)  
Chris Wagner (1990)

**Note:** The Trans America Athletic Conference changed its name to the Atlantic Sun Conference in June 2001.



# ALL-TIME ROSTER

**A**

Abernathy Dave 1992-1993  
 Adams Everett 1966  
 Adcock Alfred 1953-1955  
 Adcock Mike 1988-1991  
 Adorno Dave 1974  
 Albert Devon 1996  
 Alford Johnny 1949  
 Allen Billy 1960  
 Allen Jacob 2006  
 Allen Jeff 1988  
 Allen Jimmy 1965  
 Allen John 1965  
 Allen Matt 1992-1995  
 Ammons Ron 1980-1983  
 Amsler Harry 1967  
 Anderson Jerry 1962  
 Ange Mike 2005-2006  
 Angel Ron 1974-1975  
 Anthonson Joe 2004-2005  
 Arthur Billy 1953  
 Atkinson Ronnie 1958-1959  
 Avant Buddy 1979  
 Averette Bill 1984-1986  
 Averette Billy 1960

**B**

Babyak Joey 2003-2005  
 Baez Sergio 2004  
 Baker Joe 1971  
 Baldwin Johnny 1981  
 Ballard Danny 1955-1956  
 Bancroft Jay 1957  
 Barefoot Doug 1984-1987  
 Barger Kevin 1980-1984  
 Barker Ben 1999  
 Barker Hoyle 1957  
 Barkley Jerry 1957  
 Barrows Andrew 2003  
 Barrows Derek 2002-2003  
 Barwick Lemmie 2005-  
 Bass Ned 1948-1949  
 Batson Byron 1997-2000  
 Bauman Ernie 1962-1963  
 Bayley Eric 1992  
 Bayrer Tom 1999-2001  
 Bazemore Hugh 1957-1958  
 Beasley Hudson 2006  
 Beasley Levin 1946  
 Berrier Ricky 1988-1991  
 Bethune Billy 1960  
 Bethune Jim 1957-1958  
 Bishop Sam 1961-1963  
 Blades Josh 2003-2004  
 Blake James 1951  
 Blick Jeff 2002-2005  
 Bostic Leslie 1953  
 Bowden John 1990-1991  
 Bowen Jene 1954  
 Bowes Patrick 2004-2005  
 Brake Thomas 1951-1953  
 Brame Cliff 2001-2003  
 Brewer Kenneth 1954  
 Bridgers Heath 2005  
 Brigman Archie 1948  
 Brinson Dennis 1992-1995  
 Britt Jim 1975-1978  
 Brooks Ron 1980-1981  
 Brown Jason 2002-2004  
 Brown Jeff 1973  
 Brown Joe 1961-1964  
 Brown John 1972-1974  
 Brown Phil 1956

Brown Rudy 1956  
 Brown Spencer 1989-1990  
 Brundage Dustin 1997  
 Buchanan William 1949  
 Buck Gary 1976  
 Buckley Matt 1993-1995  
 Bunn Henry 1960-1963  
 Burgess Mike 1978-1979  
 Burroughs Ray 1958  
 Butler Clyde 1953  
 Byrd Billy 1958  
 Byrd Corey 1998-2002  
 Byrd Glenwood 1958-1959  
 Byrd Joseph 1946  
 Byrd Matt 2004  
 Byrum Kelly

**C**

Caffee Ray 2000-2001  
 Calcutt Mark 1980-1981  
 Campbell Mike 1996-1998  
 Capps Jim 1964-1966  
 Capps Julian 1955  
 Carmichael Brian 1994  
 Carpenter Paul 1984  
 Carr Jimmy 1959  
 Carter Lee 1946  
 Carter Nic 2000-2002  
 Cashwell Jennings 1946  
 Caudle Larry 1965-1967  
 Cayson Burt 1975  
 Challendar Ray 1957-1958  
 Champion Velton 1956-1957  
 Chance Don 1974  
 Cheek Mitch 1973  
 Cheeseman Mike 2006-  
 Cherry Albert 1954  
 Chocran Mike 1955  
 Clark Walter 1976-1978  
 Cline Jay 1974  
 Cloninger Darin 1981-1983  
 Cloninger Greg 1984-1987  
 Coates Bradley 1998-2001  
 Coats Douglas 1951-1952  
 Cobb Travis 2000-2001  
 Cobbler Lee 1989-1992  
 Coble Larry 1966-1967  
 Collins Ken 1995  
 Collinsworth John 1983  
 Conner Gordon  
 Corbett Ainsworth 1948  
 Corbitt Mike 1997-1998  
 Cotton Josh 2002-2003  
 Covington Ron 1974-1975  
 Cox Kent 1993-1996  
 Crandall Ryan 1993  
 Cranmer Paul 1958  
 Crater Matt 2000  
 Creech Jimmy 1988-1989  
 Creech Joe 1956-1957  
 Crew Dan 1980-1983  
 Croom Jud 1970-1972  
 Culp Bill 1954  
 Culpepper Tommie 1987-1988  
 Cummings Kevin 1991-1992  
 Cupka Darien 1971  
 Curlee Paul 1993  
 Curtis Roger 1965-1966

**D**

Dail Kevin 1995-1998  
 Dale Wayne 1980-1982  
 Daniels Harry 1951

Danish Clement 1967  
 Dauplaise Eric 1994-1996  
 Daurity Ty 1994-1995  
 Davis Jamie 1994-1996  
 Davis Jeff 1998-2000  
 Davis Joey 1970-1972  
 Davis Matt 1990-1991  
 Davis Paul 1994-1995  
 Davis Reggie 2002-2003  
 DeAnda Sal 1953  
 Deaton Reese 2000-2001  
 Della Costa Tony 1970  
 Dereski Bill 1996  
 Dethloff Alex 1970-1971  
 Deturris George 2005  
 Deutsch Justin 1963-1964  
 Dewar Brantley 1992  
 Dickens Ed 1981-1982  
 Didlake Chris 1988  
 Dignan Mike 2006-  
 Dominguez Carlos 1946  
 Downing Carlyle 1948-1949  
 Drake Enid 1956-1957  
 Dunn Billy 1975  
 Dupree Steve 1970  
 Dwyer Larry

**E**

Eady Tommy 1975  
 Edwards Gerald 1956-1957  
 Edwards Harry 1964  
 Ellen Harold 1955-1956  
 Ellenz Kyle 2002-2003  
 Ellington Bill 1972-1973  
 Ellington Boyd 1954-1955  
 Ellis Don 1962-1964  
 Ellis Eric 1986-1989  
 Elmore Cecil 1956  
 Emmert John 2006  
 England Chris 2006-  
 English Chris 1999-2002  
 Ennis Daniel 2001-2002  
 Ennis Don 1970-1973  
 Ennis Jerry 1956  
 Evans Grant 1994  
 Evans Mike 1976  
 Evans Scott 1985-1988  
 Evans Tom 1970-1971  
 Ewing Nic 2001-2004

**F**

Faircloth James 1956  
 Falkner Mark 1975  
 Ferrell Ron 1966-1967  
 Ferrer Joe 1979  
 Fields Carl 1959  
 Finch Rob 2001-2004  
 Fisher Edward 1966-1967  
 Fisher Kenny 1981-1982  
 Fitzgerald Jay 1978-1979  
 Fitzgerald Mark 1993-1994  
 Fleming Jimmy 1960  
 Fletcher Rudy 1978  
 Floyd Carlton 2006-  
 Floyd Frank 1973-1976  
 Forbes David 2004-2006  
 Forehand Brian 1966-1967  
 Fountaine Tom 1972  
 Fox Carl 1988  
 Freeman John 1986  
 Freeman Julian 1946

**G**

Gainey Alonzo  
 Gales Scott 1989  
 Gardner Matt 2006-  
 Gares Trey 1991  
 Garris Glen 1965-1966  
 Gaskins Jerry 1955-1956  
 Gatson Brock 1987  
 Gay Ed 1993-1994  
 Gelhaus Josh 1997-1998  
 Gentile Glenn 1974-1975  
 Gleason Sean 1984-1986  
 Godwin Lewis 1965  
 Goodson Todd 2000  
 Goss Ronald 1954  
 Graybill George 1949  
 Graybill Pat 1975  
 Grayson Mike 1992  
 Green Rudolph 1953  
 Green Thomas 1948  
 Greene Dwaine 1976-1979  
 Greene Ray 1996-1998  
 Griffin Andy 1981  
 Griffin Gene 1978  
 Griffin Mike 1992-1995  
 Grindle Chuck 1970-1973  
 Gunter Tommy 1956  
 Gwyn Bob 1965-1967

**H**

Hagar Robert 1966-1967  
 Haigler Boyce 1954-1955  
 Haigler Jerry 1964  
 Hairr Carlton 1974-1976  
 Hall Daniel 1998-2000  
 Hall Grey  
 Hall John 1951  
 Hall Ray 1960  
 Hamilton Mark 1999  
 Hamilton Robert  
 Hamilton Steve 1991-1992  
 Hamme Ryan 2006-  
 Handy Tim 1980-1982  
 Hanks Eddie 1978-1979  
 Hardee George 1949  
 Hardison Ricky 1973  
 Hargrove Marion 1955-1956  
 Hargrove Wilbur 1958-1959  
 Harkey Thomas 1951-1953  
 Harrington Donnie 1959  
 Harrington Greg 1983-1984  
 Harris Austin 2006-  
 Harris Bill 1962  
 Harris Morgan 1959-1960  
 Harrison Skip 1997-1998  
 Hatch Alston 2003-2006  
 Hatchel Martin 1976  
 Hawes Adam 1999-2002  
 Hawkey Austen 2005-2006  
 Hawkins John 1978  
 Hawley Ron 1970-1970  
 Hedgepeth Frank 1973-1975  
 Hein Joe 1976  
 Heintzelman Kent 1972  
 Hendrix J.C. 1989-1992  
 Hepler Wes 1999-2002  
 Herring Blake 2006-  
 Herring Ed 1973-1974  
 Herring Morris 1946  
 Herrman Karl 1982-1983  
 Hester Jim 1962-1963  
 Hickman Bill 1974-1975  
 Hicks Chad 1994-1996

High Andy 1993-1996  
 Hill Roy 1984-1985  
 Hines Kyle 1997  
 Hinton Curt 1953-1954  
 Hobbs Brian 1997-1998  
 Hobbs Randy 1973  
 Hodges Mike 1965-1966  
 Hoffman Kelly 1981-1983  
 Holt Tim 2005-2006  
 Honeycutt Jim 1972  
 Hood Randy 1987-1990  
 Hooper William 1949  
 Horne Jeff 1981-1982  
 Horton John 1964  
 Howard Ricky 2005-2006  
 Howell Tim 1972-1973  
 Holt Tim 2005-  
 Hoyle Larry 1979-1980  
 Hucks Brian 1993  
 Huff Jeff 1998-2001  
 Hughes Bob 1975-1976  
 Hughes Zac 2000  
 Hulmes John 1982-1984  
 Hundley Don 1965-1966  
 Hunt Phillip 1979-1982

**I**

Ingle Harold 1970-1971  
 Ingram Cedric 1955  
 Inman Clarence 1962-1963  
 Irby Derryl 1991  
 Irby Gary 1972-1973  
 Isley James 1960-1961

**J**

Jackson Donovan 1993  
 Jackson Graham 1951  
 Jackson Scott 1994-1998  
 Jaffey Harold 1953  
 James Don 1971-1972  
 Jarrell Stanley 1978-1980  
 Johnson Craig 1970  
 Johnson Dave 1975-1976  
 Johnson Dewin 1958  
 Johnson Lamar 1970-1972  
 Johnson Ronnie 1958  
 Jones Brett 1980  
 Jones Charles  
 Jones Phillip 1954  
 Jones Walter 1946  
 Joseph Jamaal 2002

**K**

Kabinoff Neil 1974-1975  
 Kahler Daniel 1991  
 Keelan Johnny 1999-2002  
 Kelly Daryl 1992-1993  
 Kernodle John 1953  
 King Tilman 1962  
 Kingsbury Willy 1993-1996  
 Kleweno Matt 2000-2003  
 Knowles Gordon 1965-1966  
 Koonce Calvin 1960-1961  
 Koonce Charles 1961-1964  
 Kotroco Tim 1982-1983  
 Krandel Mickey 1982-1985  
 Krause Dan 1997-2000

**L**

LaCates Wesley 1966  
 Lambeth Scott 1973



# ALL-TIME ROSTER

Landtiser Rob 1991  
Langley Carl 2002  
Lardin A.J. 2001  
Lasater Robert 1949  
Law Mark 1988-1991  
Leasure David 1965  
LeBlanc Brendan 1995-1996  
Ledford Jack 1989-1991  
Lee Don 1972-1973  
Lee Edison 2001  
Lee Eric 1997-1998  
Lee Jamie 1992-1993  
Lehman Jared 2006-  
Lehmann George 1960  
LeSage Quinn 2006-  
Letizia Charlie 1987-1988  
Lew Bob 1965  
Lewis John 1978  
Lilley Joseph 1951  
Lippert John 1975-1976  
Little Jim 1992  
Little Mark 1974-1976  
Littlefield Matthew 1997  
Lockamy Albert 1978-1980  
Logan Nate 2004-2006  
Long Bobby  
Lotierzo Tony 1975  
Lucas Gerald 1955  
Lucas Jon 1987-1990  
Lupia Joseph 1967  
Lynch Archie 1949  
Lynch Tom 1982-1985

## M

MacKenzie Bob 1970  
Maddocks Josh 1993-1994  
Mallette Mark 1990  
Maness Gene 1957  
Maness Len 1953-1954  
Mangino Vinny 1984-1987  
Mangum Tommy 1960  
Manning Kenneth 1962  
Mann Max 1978  
Manukas Pete 1996  
Marbell Tim 1978-1980  
Marcano Robert 1997-1998  
Marek Matt 2005-2006  
Marsh Lester 1946  
Mason Shawn 1985  
Matthews Mike 1978-1979  
Matthews Todd 2005-  
May Kenny 1980-1981  
Mayo David 1959-1960  
McCall Grundy 1970  
McCall Jim 1959-1960  
McCaskill Matt 2001  
McCauley Jim 1976  
McCullough Denver 1970-1971  
McDaniel Eugene 1951-1952  
McDonald Bryan 1983-1984  
McDonald Jim 2005  
McGraw Tom 1988-1991  
McLamb Johnny 1976-1978  
McLawhorn Taylor 2001  
McLean Fred 1972  
McLean William 1995-1998  
McMillen Al 1972-1974  
McRae Al 1970-1971  
Meinke Dave 1976  
Melvin Charles 1948-1949  
Melvin Willie 1986  
Micoff Jon 1999-2000  
Mikles Donald

Miller Aaron 1995-1997  
Miller David 1963-1966  
Miller Lincoln 1984-1987  
Miller Ward 1970  
Milton Kenny 1986-1989  
Minei Katsufumi  
1989-1990  
Mitta Chris 1986-1988  
Monds Angus 1955  
Monger Mike 1995-1998  
Monteith Andy 1997  
Montgomery Tom  
1979-1983  
Moody Dennis 1970-1972  
Moody Derrick 1989  
Morris Jimmy 1959  
Morton Darrel 1980  
Morykon Mac 2004  
Mouton Daniel 2001  
Mumford Hugh 1963-1965  
Murdock Jack 1994  
Murphy Danny 1984-1988  
Murray Pat 2000-2003  
Mustain Eugene

## N

Naumann Tony 1976  
Nestor Joe 1992-1995  
Newman Bryce 1970  
Nichelson Bob 1982  
Nixon Wade 1956

## O

Oakley Al 1960  
Oakley Brad 1990  
Oakley Dewey 1954  
Oakley Larry 1970  
Onstott Vince 1988  
O'Quinn Jared 2002-2005  
Outlaw Chris 1989  
Overby Alvis 1951

## P

Palentchar Bob 1986-1989  
Panella Tony 1996  
Parker Roy 1946  
Pate C.D. 1955  
Pate Sandy 1956  
Payton Scott 1990-1993  
Peavey Bill 1978  
Peede Warren 1960-1961  
Pegram Ronald 1960-1961  
Percifield Mark 1974-1976  
Percise Donald 1951  
Percise Ronald 1951-1953  
Perkins Mike 1992  
Perry Calvin 1949  
Perry James 1956  
Phillips Justin 2005-2006  
Pittman Clayton 2006  
Pittman Hilton 2003  
Pleasant Jeremy 1994-1995  
Pollard Kirk 1979-1981  
Poole Shaun 2000-2001  
Pope Bobby 1961-1963  
Pope Brent 1984  
Popp Nick 2004  
Porosky Chris 1992-1996  
Posey Bob 1982-1986  
Posey John 1984-1986  
Poteat James 1967  
Powell Allen 1954-1955  
Powell Glenn 1955

Powell Steve 1973  
Price Jack 1971  
Price Grant 2004  
Pridgen Randy 1963  
Priest Andy 1992-1995  
Priest Mike 2004-2006  
Prince Mark 1957-1958  
Pritchard Charlie 1959-1960  
Pugh Aaron 2000-2001  
Pulley William 1949  
Pulliam Bill 1967-1970

## Q

Quick Gerald 1958-1959  
Quick Travis 1998

## R

Raba Scott 1995  
Randol Jeff 2004-2006  
Rappa Paul 1976  
Raynor Eric 1989  
Redman Andy 2004  
Reeves Ray 1959  
Reges James 1948  
Regner Steve 1982-1983  
Reinstette Rob 1998  
Reiland Luke 2005-2006  
Reynolds Mark 1971-1973  
Richardson Larry 1962-1965  
Riddick Thomas 1966  
Riddle John 1962  
Rispoli Tom 2002-2004  
Rizer Larry 1963-1965  
Robbins Jack 1961-1962  
Roberts Danny 1954-1955  
Roberts Ken 1961  
Rochelle Henry 1985-1988  
Roger Stan 1990-1993  
Rogers Jack 1991  
Rogers Tommy 1993-1996  
Royal Danny 1964  
Rudisill Steve 1978-1979  
Rush Jodie 1970  
Russell LeGrande 1989  
Russell Robert 1967  
Ryskamp Jim 1978

## S

Sabatino Steve 1991-1992  
Safran Stephen 2000-2001  
Saich Chris 1994-1997  
Salefsky Larry 2005  
Sanderlin Jonathan 2000-2003  
Sanders Barry 1976  
Sanders John 2002-2003  
Sanderson James 1953-1954  
Sasser Charles 1946  
Satterfield Cory 1985-1988  
Saul Sammy 1991  
Savage Brad 1991-1993  
Schofield Rick 1979  
Schouten Josh 1991-1992  
Schwartz George 1970-1972  
Scott Brandon 2005-  
Scott Derrick 1999-2002  
Sears Keith 1997-2000  
Seel John 1975  
Semmens Brian 1989-1991  
Seward Greg 1998  
Sexton Charles 1949  
Sexton Tyler 2004-2005  
Shaw Calvin 1962-1964

Shearin George 1948  
Shelley Bruce 1955-1956  
Shelley Grady 1958-1959  
Simmons Bobby 1991  
Small Billy 1956  
Small Hank 1971-1974  
Smart Jim 1976-1978  
Smith Bryan 1978-1979  
Smith Butch 1973  
Smith Daniel 2005-  
Smith Larry 1956  
Smith Lincoln 2005-2006  
Smothers Nick 1953-1954  
Snover Eric 1998  
Spain Steve 1981  
Spell Raymond 1991-1994  
Spencer Bobby 1956  
Spicer Bobby 1980-1983  
Spraker David 1948  
Stancil Bradley 2001  
Stancil Jim 1965  
Stanley Ed 1990-1993  
Stanley Pearson 1949  
Stanley Robert  
Stanley Warren 1953  
Stephenson Joe 1981-1984  
Stevens Bonnie 1962  
Stevens Charlie 1997-1998  
Stevens Edward 1966  
Stevens James 1948  
Stewart Thomas  
Stone Bari 1966  
Stovall Jeff 2003  
Stovall Rodney 1982-1985  
Strickland Philip 2003-2005  
Strickland Terry 1981  
Styles Fred 1967  
Suitt Preston 1961  
Summerlin Gene 1978-1980

## T

Talley Arthur 1961  
Tanner Doug 1979-1980  
Taylor Brad 1992-1994  
Taylor Jerry 1973-1974  
Taylor Paul 1949  
Taylor Walter 1946  
Terrill Dave 1976-1979  
Terrill Matt 2004-2005  
Tew Dickie  
Thomas Henry 1972-1973  
Thomas J.T. 1995-1998  
Thomas John 1959  
Thompson Don 1966  
Thompson Jerry 1973  
Thornton Steve 1972  
Thorp Brad 1978-1979  
Tippett Jimmy 1960-1963  
Toffey Joe 1984  
Toner Mo 1978  
Topal Jordan 2003-2005  
Townsend Towny 1974  
Tremitiere Brad 1994-1997  
Trexler Tim 1985-1988  
Tucker Terry 1987-1990  
Tungstall Tommy 1960-1962  
Turner Jimmy 1963-1965

## U

Ullman Bob 1975  
Urban Chuck 1984-1985

## V

Vaughan Mike 1979  
Vernon Rob 2005  
Vickery Keith 1988-1991  
Vogel Jim 1978-1979

## W

Wade Andy 1999-2002  
Waggett Blair 2006  
Wagner Chris 1988-1991  
Waldecker Joe 2005-2006  
Walker Bobby 1967  
Walker Doug 1970-1972  
Walker Johnathan 2006  
Wall Chip 2006  
Walters David 1986  
Walters Steve 1978-1980  
Warford George 1960  
Warren Chris 1995-1998  
Warren James 1951  
Warren Marty 1983-1985  
Warrick Dave 1978-1979  
Waters Keith 1978-1979  
Weaver Buddy 1963  
Weaver Dennis 1970-1971  
Weir Mike 1993-1994  
Welch Charlie 1970  
Welsh Gordon 1958  
Wenzel William 1951  
West Danny 1970-1971  
Westbrook Bert 1951-1953  
Wharton Bob 1991-1993  
Wheeler James 1954  
White James 1983-1986  
Whitehead Lonnie 2003-2006  
Whitehurst John 1972-1973  
Wiley Chris 1999-2003  
Wilkerson Jason 1998-1999  
Wilkes Bill 1982-1985  
Willett Fred 1963-1966  
Williams Bracky 1953-1954  
Williams Gary 1979  
Williams Herb 1980-1982  
Williams Jerry 1995-1996  
Williams Mitch 2001-2002  
Williams Roger  
Williams Steve 1971  
Williams Steve 1976-1978  
Wilmouth Skip 1970  
Wilson Barry 1986-1989  
Wilson Chris 1992  
Wilson Donald 1958  
Wineke Mike 1999-2002  
Wood Bobby 1955  
Wood Jerry 1958  
Wood Van 1964-1966  
Woodfin Fred 1955-1956  
Worley Kevin 1998  
Wright Jacob 2005-2006  
Wright Joe 1959-1960  
Wyche Al 1971  
Wyche Bob 1996  
Wyso Brent 1995-1996

## Y

Yates Brandon 2003  
Yentsch Jeff 1971  
Young Bob 1970-1971  
Young William 1967



# YEAR-BY-YEAR RESULTS

## 1963 (11-5)

CU	Opp.
6 at Pfeiffer	13
14 Danbury	1
5 New Bedford	4
10 Belmont Abbey	13
9 at St. Andrews	8
2 Pfeiffer	5
14 High Point	4
5 High Point	3
4 Frederick	7
9 at Belmont Abbey	4
6 at Pembroke State	5
2 Pembroke State	6
12 No. Carolina Wesleyan	2
6 St. Andrews	5 (12)
8 at Elon	5
8 at Frederick	2

## 1964 (10-9)

CU	Opp.
8 Belmont Abbey	7
2 at High Point	3
9 Susquehanna	0
12 New Bedford	3
5 at Pfeiffer	6
3 at Pembroke State	9
2 at Belmont Abbey	8
10 at Frederick	6
3 at St. Andrews	1
14 No. Carolina Wesleyan	2
1 Pembroke State	3
2 Elon	7
0 UNC Wilmington	5
5 High Point	6
6 St. Andrews	2
7 Frederick	6
2 at UNC Wilmington	18
10 Atlantic Christian	3
10 at No. Carolina Wesleyan	9

## 1965 (7-8)

CU	Opp.
0	4
13 New Bedford	1
3 at Elon	2 (13)
10 Frederick	9
6 at Belmont Abbey	8
4 at St. Andrews	3
2 at Pembroke State	8
2 UNC Wilmington	10
2 Coastal Carolina	14
4 at Frederick	0
8 St. Andrews	5
9 High Point	8
0 Pembroke State	23
3 at East Carolina	7
0 at UNC Wilmington	7

## 1966 (8-11)

CU	Opp.
2 at High Point	10
2 Pfeiffer	7
3 Pfeiffer	1
9 at Elon	4
6 New Bedford	4
10 Lynchburg	6
4 Belmont Abbey	5
5 at Atlantic Christian	9

11 at No. Carolina Wesleyan	3
2 Pembroke State	6
13 Elon	3
1 at St. Andrews	3
4 at Belmont Abbey	1
11 No. Carolina Wesleyan	4
7 St. Andrews	8 (14)
0 High Point	12
3 at Pembroke State	5
1 UNC Wilmington	4
1 at UNC Wilmington	4

## 1967 (6-9)

CU	Opp.
0 at High Point	3
2 Pfeiffer	1
6 Atlantic Christian	4
5 at Elon	6
15 New Bedford S.M.T.I	3
8 at St. Andrews	10
6 Pembroke State	5
4 at Pembroke State	7
4 UNC Wilmington	5 (11)
2 Elon	3
0 St. Andrews	3
6 High Point	0
4 Belmont Abbey	5
2 at Belmont Abbey	3
9 at UNC Wilmington	3

## 1968 (7-15)

CU	Opp.
1 Pfeiffer	4
1 at High Point	2
4 at Atlantic Christian	5
5 at Elon	0
1 Pembroke State	13
4 Virginia	1
8 Williams College	4
2 Williams College	3
1 Otterbein	2
2 UNC Wilmington	6
5 at St. Andrews	1
3 Elon	8
3 at UNC Wilmington	2
3 Atlantic Christian	2
2 at Pembroke State	7
2 High Point	3 (16)
3 St. Andrews	5
4 Belmont Abbey	3
3 at The Citadel	4 (15)
2 at Belmont Abbey	5
3 Pembroke State *	17
4 St. Andrews *	10
*NAIA Dist. 29 Tourney in Wilmington, N.C.	

## 1969 (8-14)

CU	Opp.
3 at High Point	9
0 Pfeiffer	1
2 Williams	10
6 Elon	5
3 at Atlantic Christian	4
3 Dartmouth	2
2 at Pfeiffer	10
1 at Fort Bragg	3
5 St. Andrews	2
5 Elon	1

5 Atlantic Christian	0
4 at Pembroke State	6
0 at UNC Wilmington	6
0 at St. Andrews	1
3 High Point	5
16 at Methodist	2
3 Belmont	8
4 Belmont	10
2 Fort Bragg	1
1 Pembroke State	3
6 Methodist	0
0 UNC Wilmington	1

## 1970 (9-16)

CU	Opp.
3 at High Point	13
4 Fayetteville State	5
1 at Atlantic Christian	0 (13)
5 at Fayetteville State	2
7 High Point	6 (11)
1 Glassboro State	17
6 East Carolina	5
5 at St. Andrews	1
1 at Lynchburg	2
3 at Lynchburg	6
0 Baptist	1
10 Methodist	6
3 Pembroke State	9
7 Elon	10
4 at Pfeiffer	16
7 Methodist	5
3 UNC Wilmington	2 (11)
1 Atlantic Christian	6
4 at Elon	10
0 at Belmont Abbey	7
10 at Belmont Abbey	5
0 St. Andrews	4
0 at Pembroke State	1
0 at UNC Wilmington	1 (10)
1 at East Carolina	3

## 1971 (19-13)

CU	Opp.
6 North Carolina St.	10
4 at St. Andrews	8
20 Pfeiffer	12
8 Pfeiffer	5
6 Belmont Abbey	1
8 Belmont Abbey	2
10 Baldwin-Wallace	0
10 Springfield	6
5 Lynchburg	2
6 Bucknell	5
9 Williams	4
4 Western Connecticut	2
3 Western Connecticut	9
0 at North Carolina St.	5
3 at Atlantic Christian	2
3 Fayetteville State	2
10 Fayetteville State	0
9 at Methodist	2
3 Methodist	8 (10)
8 at Elon	1
1 at Elon	2
2 at High Point	4
10 Pembroke State	7
7 at The Citadel	4
2 UNC Wilmington	4 (10)
4 Atlantic Christian	3 (10)

7 Virginia Commonwealth	6 (13)
3 Virginia Commonwealth	7
3 at Lynchburg	5
5 St. Andrews	7
2 at Pembroke State	10
3 at UNC Wilmington	4 (12)

## 1972 (9-22)

CU	Opp.
7 at Augusta	8
0 at Augusta	2
0 at Erskine	1
0 at Erskine	2
0 at The Citadel	8
3 at St. Andrews	9
11 Salisbury State	4
5 North Carolina St.	8
8 Pfeiffer	6
3 at North Carolina St.	7
11 Fayetteville St.	2
6 Bucknell	15
5 Glassboro State	15
3 Williams	2
6 Williams	5
5 Lynchburg	1
2 at Virginia Commonwealth	3
4 at Virginia Commonwealth	3
7 at Atlantic Christian	4
1 at Methodist	4
2 Methodist	7
2 Elon	8
3 Elon	7
6 at Fayetteville State	8
4 High Point	7
0 at UNC Wilmington	6
1 Pembroke State	9
4 St. Andrews	5
3 at Pembroke State	10
1 at Lynchburg	2
7 UNC Wilmington	6 (12)

## 1973 (15-15)

CU	Opp.
11 at St. Andrews	0
7 Salisbury State	3
3 Pfeiffer	6
12 Pfeiffer	3
7 George Mason	5
13 Bridgewater State	1
2 at Methodist	0
12 Glassboro State	9
7 East Stroudsburg State	9
2 North Carolina St.	3 (10)
9 Williams	4
11 Williams	2
4 at Atlantic Christian	11
9 at North Carolina St.	3
0 Pembroke State	7
5 at High Point	8
2 at Elon	1
0 at Elon	3
5 Fayetteville State	4
7 at UNC Wilmington	11
4 UNC Wilmington	7
11 St. Andrews	5
4 at Baptist	6
1 at The Citadel	2
3 Lynchburg	8 (10)
1 Lynchburg	2

4 Atlantic Christian	0
9 at Fayetteville State	2
2 Methodist	3
0 at Pembroke State	8

## 1974 (27-10)

CU	Opp.
1 East Carolina	9
7 North Carolina St.	4
9 Guilford	6
6 Guilford	0
19 at St. Leo	6
1 at Eckerd	11
1 at Eckerd	5
6 at South Florida	1
4 at South Florida	7
5 at Shaw	3
6 Glassboro State	7
5 High Point	2
2 Muskingum	1
5 at Fayetteville State	3
7 Williams	1
10 Williams	6
6 at Virginia Wesleyan	1
3 at Virginia Wesleyan	1
10 St. Andrews	1
11 Washington and Lee	4
11 Washington and Lee	2
7 Baptist	0
5 Elon	4
6 Elon	7
9 at North Carolina St.	12
14 Atlantic Christian	2
20 Shaw	6
9 UNC Wilmington	10
6 at Atlantic Christian	5 (10)
3 Pembroke State	1
6 at Pembroke State	1
5 Fayetteville State	4
1 at UNC Wilmington	0
4 at East Carolina	2
1 Pembroke State *	2
6 Virginia Wesleyan *	3
2 Lynchburg *	5
* NAIA District 29 Tournament	

## 1975 (13-31-1)

CU	Opp.
6 Salisbury State	7
2 at East Carolina	4
7 at Fayetteville State	4
14 West Virginia Tech	4
8 at Coastal Carolina	2
2 at Baptist	11
4 at The Citadel	5 (10)
9 at Coastal Carolina	10
0 at North Carolina St.	2
6 Virginia Wesleyan	5
14 Western Maryland	3
2 Western Maryland	9
7 North Carolina St.	12
4 Glassboro State	11
6 Williams	7 (12)
15 Western Connecticut	2
5 Western Connecticut	8
14 Fayetteville State	4
5 at High Point	6
5 at Elon	1



# YEAR-BY-YEAR RESULTS

11	at Elon	8
0	at Atlantic Christian	6
2	at Methodist	3
7	Methodist	8
1	at Pembroke State	6
10	Shaw	8
5	UNC Wilmington	7
16	at Shaw	5
3	Pembroke State	2
9	at St. Andrews (forfeit)	0
2	at UNC Wilmington	2
3	Atlantic Christian	8
2	East Carolina	6 (14)
2	UNC Wilmington *	4
3	Methodist *	8

## 1976 (11-24)

CU		Opp.
4	at Georgia Southern	6
4	at Georgia Southern	6
3	at Armstrong State	1
1	at Jacksonville	13
3	at Jacksonville	4
9	at Armstrong State	0
3	at Francis Marion	2
2	at Wake Forest	13
6	North Carolina St.	9
5	Salisbury State	12
7	Salisbury State	0
4	Glassboro State	6
0	at North Carolina St.	4
3	at North Carolina St.	4
3	East Carolina	5
5	Western Connecticut	4
6	Western Connecticut	3
3	Western Connecticut	2
5	Atlantic Christian	14
10	High Point	12
9	Elon	8
5	Elon	12
7	Methodist	6
2	Methodist	8
5	UNC Wilmington	14
0	at Pembroke State	5
9	Pembroke State	10
0	at The Citadel	9
12	Liberty Baptist	18
4	at UNC Wilmington	6
2	at Atlantic Christian	3
9	Virginia State *	1
1	UNC Wilmington *	3
10	Virginia State *	6
1	UNC Wilmington #	6
* NAIA District 29 Tournament		
# NAIA District 29 Championship		

## 1977 (16-17)

CU		Opp.
5	at Duke	3
2	East Carolina	4
5	Liberty Baptist	1
19	Shaw	0
3	Salisbury	2
3	Salisbury	6
3	at No. Carolina Wesleyan	1
11	at No. Carolina Wesleyan	1

5	at High Point	19
9	at North Carolina St.	11
2	at North Carolina St.	4
6	at North Carolina St.	5
8	Virginia State	6
4	Virginia State	3
0	at Liberty Baptist	5
4	at Liberty Baptist	3
11	at Liberty Baptist	4
6	at Elon	8
2	at Elon	3
2	at East Carolina	6
2	at East Carolina	4
1	at UNC Wilmington	2
27	St. Andrews	3
2	Pembroke State	5
3	at Methodist	2
5	at Methodist	3
17	Atlantic Christian	7
6	at Pembroke State	7
4	High Point	5
3	at UNC Wilmington	7
2	at Atlantic Christian	1
3	Pembroke State *	7
3	Atlantic Christian *	4

\* NAIA District 29 Tournament

## 1978 (12-15)

CU		Opp.
5	at Newberry	13
0	at Erskine	2
3	at The Citadel	6
1	at South Carolina	6
5	at South Carolina	4
3	at Georgia Southern	6
1	at Georgia Southern	7
6	at North Carolina	4
9	Case Western Reserve	3
6	Duke	3
1	East Carolina	3
9	East Carolina	5
0	Westfield State	4
3	Westfield State	7
6	Indiana (PA)	4
5	North Carolina St.	4
7	at Pembroke State	4
21	at North Carolina St.	7
8	UNC Wilmington	18
5	No. Carolina Wesleyan	2
4	No. Carolina Wesleyan	5
13	Methodist	16
8	Pembroke State	4
9	at Methodist	15
3	at East Carolina	13
4	at East Carolina	11
11	Atlantic Christian	7

## 1979 (17-20-1)

CU		Opp.
3	at Erskine	5
2	at Erskine	3
7	at Newberry	14
3	at Armstrong State	7
4	at Armstrong State	0
1	at Georgia Southern	12
7	at Georgia Southern	12
2	at South Carolina	1
2	Catawba	5

11	Catawba	0
6	Salisbury State	16
7	Salisbury State	2
3	Wake Forest	1
4	Wake Forest	30
7	Western Carolina	3
5	Western Carolina	12
7	at UNC Charlotte	0
2	Ohio	4
3	Ohio	2
8	at Pembroke State	9
7	at Pembroke State	5
5	at Methodist	4
3	North Carolina St.	6
3	North Carolina	12
12	at Wingate	12
11	St. Andrews	4
2	at East Carolina	5
3	at UNC Wilmington	6
1	at Atlantic Christian	5
15	at Atlantic Christian	11
4	UNC Charlotte	3
6	at North Carolina	8
3	Towson State	9
3	Wingate	2
7	UNC Wilmington	4
5	Methodist	3
2	at North Carolina St.	3
3	East Carolina	2

## 1980 (18-18)

CU		Opp.
1	at The Citadel	11
6	at Armstrong State	1
2	at Armstrong State	6
3	at Georgia Southern	5
4	at Francis Marion	5
2	Western Carolina	4
14	Appalachian State	3
9	Appalachian State	6
8	Appalachian State	4
9	Appalachian State	20
3	Eastern Connecticut	10
5	Pembroke State	4
13	North Carolina	8
13	at Methodist	2
0	Baptist	5
1	Baptist	5
13	Baptist	1
3	Fairfield	2
8	Towson State	1
11	at St. Andrews	2
5	at Western Carolina	12
3	at Western Carolina	4
6	at UNC Charlotte	7
0	East Carolina	6
7	at Pembroke State	2
9	UNC Wilmington (forfeit)	0
3	Davis & Elkins	2
3	Davis & Elkins	2
22	Atlantic Christian	4
17	at No. Carolina Wesleyan	4
1	at North Carolina	20
7	at Atlantic Christian	8
8	Methodist	7
3	at UNC Wilmington	7
15	UNC Charlotte	6
9	UNC Charlotte	11

## 1981 (20-25)

CU		Opp.
4	at Armstrong State	0
4	at Armstrong State	0
8	Furman #	9
10	at Stetson	11
8	at Stetson	11
0	at Georgia Southern	14
3	at Georgia Southern	9
13	Pembroke State	2
8	Richmond	18
11	Richmond	4
9	John Carroll	2
5	John Carroll	4
4	at Baptist	5
0	at Baptist	2
6	Eastern Connecticut	21
17	Eastern Connecticut	11
6	Virginia	11
7	Western Carolina	6
8	Western Carolina	10
11	Pittsburgh (Johnstown)	6
23	Pittsburgh (Johnstown)	4
4	Princeton	3
2	Princeton	1
9	at UNC Charlotte	1
6	at UNC Charlotte	3
1	North Carolina	5
5	East Carolina	7
2	East Carolina	13
21	at Pembroke State	4
3	UNC Wilmington	1
2	UNC Wilmington	7
5	Baptist	4
4	Baptist	9
9	Baptist	10
4	at UNC Wilmington	7
1	at UNC Wilmington	10
7	North Carolina St.	8
1	at North Carolina	4
1	at East Carolina	2
9	at East Carolina	2
9	at East Carolina	0
5	UNC Charlotte	7
9	at Davidson	2
5	at Western Carolina	10
7	at Western Carolina	12
#	Played in DeLand, Fla.	

## 1982 (27-13)

CU	Opp.
1 at Georgia	16
11 at Georgia Tech	12
2 at Clemson	6
1 at Clemson	11
8 at Baptist	12
11 Sacred Heart	4
10 Wake Forest	3
5 North Carolina St.	3
13 Elon	5
16 John Carroll	3
18 Case Western Reserve	0
3 Western Carolina	2
11 Western Carolina	1
4 Davis & Elkins	5
13 Davis & Elkins	9
4 Buffalo	1
7 Buffalo	2

16	Buffalo	4
18	Eastern Connecticut	9
22	Allegheny	6
1	UNC Wilmington	2
5	UNC Wilmington	4
10	at North Carolina St.	4
2	North Carolina	6
6	at UNC Wilmington	8
10	at UNC Wilmington	2
12	at Wake Forest	13
16	at North Carolina	9
13	East Carolina	5
7	at Augusta	3
7	at Augusta	2
14	Baptist	7
13	Baptist	4
2	at East Carolina	1
0	at East Carolina	7
8	UNC Charlotte	6
11	Atlantic Christian	5
11	at UNC Charlotte	8
3	at Western Carolina	6
2	at Western Carolina	14

## 1983 (22-15-1)

CU		Opp.
3	at Georgia	4
6	at Georgia	2
8	North Carolina St.	10
3	North Carolina St.	3
13	UNC Charlotte	3
4	Towson State	0
5	Stetson +	4
1	James Madison +	4
16	Georgetown +	2
5	Stetson +	7
6	Georgetown +	4
0	James Madison +	1
3	Stetson +	4
10	Georgetown +	3
13	Western Carolina	8
3	Western Carolina	9
24	George Mason	3
7	East Carolina	1
3	at Atlantic Christian	16
3	Atlantic Christian	2
15	Buffalo	9
6	Buffalo	1
6	at Western Carolina	1
5	at Western Carolina	8
7	North Carolina	2
6	at North Carolina St.	3
13	at North Carolina St.	16
4	Liberty Baptist	6
8	Liberty Baptist	4
10	at UNC Charlotte	9
2	at UNC Wilmington	1
14	at UNC Wilmington	3
10	at East Carolina	3
7	at East Carolina	8
6	UNC Wilmington	14
5	UNC Wilmington	6
5	Atlantic Christian	0
3	Atlantic Christian	2
+ Stetson Invitational at DeLand, Fla.		



# YEAR-BY-YEAR RESULTS

## 1984 [24-15]

CU	Opp.
2 at Georgia	4
12 at Georgia	8
4 at Coastal Carolina	1
1 at Coastal Carolina	6
1 Richmond	7
3 East Carolina	8
6 UNC Charlotte	3
7 William & Mary	4
11 William & Mary	0
13 St. Augustine's	6
11 George Mason	6
9 Western Carolina	1
3 Western Carolina	2
0 Western Carolina	4
21 West Liberty State	1
13 Eastern Kentucky	12
7 Northwestern	2
7 Northwestern	2
8 Northwestern	7 (10)
4 Buffalo	6
19 Buffalo	5
17 Buffalo	11
17 at Atlantic Christian	2
0 at North Carolina St.	8
5 at UNC Wilmington	4
2 at UNC Wilmington	5
4 at UNC Wilmington	0
3 at Richmond	4 (11)
25 Atlantic Christian	1
12 North Carolina St.	14
6 at Western Carolina	1
5 at Western Carolina	6
3 at William & Mary	9
3 at William & Mary	10
5 UNC Wilmington	2
6 UNC Wilmington	5
3 UNC Wilmington	10
3 at UNC Charlotte	5
14 Pembroke State	11

## 1985 [32-17]

CU	Opp.
2 at North Carolina	10
18 Coastal Carolina	17 (10)
12 Wake Forest	15 (10)
9 at Augusta	6
15 at Augusta	10
6 at Georgia	7
4 at Baptist	9
16 at Baptist	14
0 at Baptist	2
8 Clemson	7
12 Western Carolina	4
7 Western Carolina	4
8 Western Carolina	5
14 Western Carolina	27
10 Rhode Island	14
5 Rhode Island	9
5 at Winthrop	15
15 Maryland	8
13 Maryland	6
21 Vermont	7
1 at Wake Forest	2
5 at Western Carolina	12
6 at Western Carolina	2
13 Augusta	3

3 Augusta	6
38 Radford	0
15 UNC Wilmington	4
16 UNC Charlotte	14
11 Buffalo	0
8 Buffalo	5
15 Winthrop	2
11 Buffalo	5
5 at Liberty Baptist	4
6 at Coastal Carolina	2
8 North Carolina	17
13 at UNC Wilmington	4
7 at UNC Wilmington	5
3 at UNC Charlotte	5
9 at UNC Asheville (forfeit)	0
14 at Radford	1
7 Liberty Baptist	6 (13)
6 UNC Wilmington	10
20 UNC Asheville	6
5 East Carolina	4
3 at East Carolina	2
5 Armstrong State *	6
10 Columbus *	5
11 Armstrong State *	5
5 Winthrop *	12
* Big South Tournament at Buies Creek, N.C.	

## 1986 [31-20]

CU	Opp.
9 at Georgia	21
4 at Georgia	10
3 at Augusta	12
5 at Augusta	7
7 at Clemson	5
1 Western Carolina	9
8 Western Carolina	11
7 Western Carolina	4
2 Western Carolina	4
5 Rhode Island	6
7 Rhode Island	12
8 UNC Asheville	1
5 UNC Asheville	7
5 Maryland	7
11 Yale	8
10 Yale	4
8 Kent State	10
16 St. Bonaventure	1
10 St. Bonaventure	1
3 at UNC Wilmington	4
7 Liberty	4
23 Buffalo	2
13 Buffalo	8
6 Winthrop	4
5 Winthrop	3
6 Winthrop	5
19 Radford	1
13 Radford	3
3 Radford	1
9 UNC Charlotte	8
16 UNC Wilmington	5
7 at Coastal Carolina	5 (10)
7 Coastal Carolina	11
3 at Winthrop	10
2 at Winthrop	5
12 at Winthrop	10
7 UNC Wilmington	11
13 at Western Carolina	11

16 at Western Carolina	7
14 at Radford	7
13 at Radford	4
9 at Radford	1
2 at UNC Wilmington	0
19 North Carolina	5
10 at UNC Asheville	9
7 at UNC Asheville	2
16 at UNC Asheville	2
7 at North Carolina	8 (11)
6 at UNC Charlotte	3
4 Coastal Carolina *	5
4 Winthrop *	6
* Big South Tournament at Augusta, Ga.	

## 1987 [25-20]

CU	Opp.
7 at Georgia	8
0 at Georgia	10
7 at Western Carolina	9
3 at Western Carolina	5
14 Radford	6
11 Radford	3
4 Western Carolina	7
11 Western Carolina	8
7 Western Carolina	2
10 Coastal Carolina	8
13 Rhode Island	9
10 Rhode Island	8
12 UNC Wilmington	11
8 Duke	2
14 Buffalo	7
6 at Wake Forest	8
2 North Carolina	18
4 Kent State	1
6 Eastern Illinois	4
3 Eastern Illinois	4
6 Eastern Illinois	10
11 UNC Asheville	1
13 UNC Asheville	4
5 at Duke	4
2 Winthrop	14
10 Winthrop	5
14 Wake Forest	6
5 at UNC Charlotte	8
4 at Winthrop	3
4 at Winthrop	15
4 at UNC Wilmington	6
11 UNC Wilmington	13
9 at Radford	2
6 at Radford	3
2 at UNC Wilmington	8
2 Liberty	4
9 Liberty	1
5 Florida Atlantic	11
15 at Augusta	2
8 at Augusta	3
11 at Coastal Carolina	7
8 at North Carolina	5
9 North Carolina Wesleyan	10
8 Coastal Carolina *	9
1 Winthrop *	8
* Big South Tournament at Buies Creek, N.C.	

## 1988 [32-16]

CU	Opp.
9 at Georgia	4
10 at Georgia	8
0 at South Carolina	10
1 at South Carolina	2
5 at Western Carolina	15
6 at Western Carolina	2
6 UNC Asheville	1
12 UNC Asheville	3
6 UNC Asheville	4
2 Western Carolina	7
9 Western Carolina	1
10 Western Carolina	9
9 Radford	0
5 Radford	6
6 Radford	5
11 Vermont	4
5 UNC Wilmington	4
5 Baptist	15
4 Baptist	3
6 Cleveland State	4
7 at East Carolina	4
6 Cleveland State	8
5 at Winthrop	2
2 at Winthrop	3
0 at Winthrop	1
5 Baptist	1
4 at UNC Wilmington	0
6 Wake Forest	8
4 at Augusta	1
3 at Augusta	4
13 at Augusta	1
5 at Virginia	6
10 at Liberty	4
11 UNC Wilmington	0
21 Atlantic Christian	11
2 at Coastal Carolina	4
2 at Coastal Carolina	13
0 at Coastal Carolina	5
7 Liberty	1
2 at Atlantic Christian	1
8 Baptist *	6 (12)
6 Coastal Carolina *	5 (10)
17 Baptist *	0
3 at Wake Forest	2
8 North Carolina Wesleyan	7
7 North Carolina	5
9 North Carolina Wesleyan	3
2 at North Carolina	7
* Big South Conference Tournament at Buies Creek, N.C.	

## 1989 [10-32]

CU	Opp.
8 The Citadel +	6
0 Georgia Southern +	13
1 Mercer +	7
6 at South Alabama	16
1 at South Alabama	5
4 at Auburn	5
3 at Georgia	4 (10)
8 at Baptist	9
0 at Baptist	7
5 at Radford	10
4 at Radford	5
2 at Radford	3
2 at Liberty	11

5 at Liberty	10
2 Kent State	4
3 Kent State	5
1 at UNC Wilmington	3
9 Winthrop	3
4 Winthrop	3
4 Winthrop	3
2 at North Carolina	6
5 UNC Wilmington	6
0 at UNC Charlotte	2
4 at Western Carolina	0
1 at Western Carolina	4
4 at UNC Asheville	19
3 at UNC Asheville	1
2 at UNC Asheville	7
6 at Baptist	0
9 at South Carolina	12
3 at Wake Forest	7
3 Coastal Carolina	10
8 Coastal Carolina	3
5 Coastal Carolina	3
1 at UNC Wilmington	5
0 at UNC Wilmington	3
4 Augusta	5
3 Augusta	0
4 Richmond	5
0 Richmond	6
1 Central Florida	4
1 Central Florida	8
+ Great Savannah Shootout at Savannah, Ga.	

## 1990 [15-33]

CU	Opp.
5 at South Carolina	13
3 Atlantic Christian	8
11 Pfeiffer	9
0 The Citadel	4
6 at Georgia Tech	8
4 at Georgia	6
2 at Georgia	10
0 at UNC Charlotte	11
0 at Winthrop	8
9 at Winthrop	3
15 at Winthrop	5
10 Wake Forest	4
7 Radford	4
1 Princeton	3
1 Princeton	5
11 Princeton	12
2 East Carolina	5
1 UNC Asheville	18
1 UNC Asheville	2
3 UNC Asheville	9
5 UNC Wilmington	8
7 UNC Wilmington	8
0 North Carolina	3
7 North Carolina Wesleyan	8
4 at UNC Wilmington	11
8 at Coastal Carolina	14
1 at Coastal Carolina	7
3 at Coastal Carolina	9
1 at Wake Forest	6
7 at Virginia	11
5 at Richmond	3
10 at South Carolina	16
5 Baptist	4
0 Baptist	1



# YEAR-BY-YEAR RESULTS

4	Baptist	0
1	at North Carolina	9
3	at East Carolina	17
4	Richmond	2
13	at Augusta	12
8	at UNC Wilmington	4
6	at Georgia Southern	10
4	at Clemson	8
12	Baptist *	4
7	Radford *	3
2	Winthrop *	1
5	Coastal Carolina *	2
0	Stanford #	7
7	Southern Illinois #	8
* Big South Tournament at Conway, S.C.		
# NCAA West I Regional at Palo Alto, Calif.		

## 1991 (11-40-1)

CU		Opp.
1	North Carolina	11
2	Davidson	5
8	Davidson	7
7	Davidson	6
3	at The Citadel	16
5	at Auburn	4
4	at Auburn	15
4	at Georgia	12
1	at Georgia	11
6	at Georgia	7
7	James Madison	12
3	James Madison	2
4	William & Mary	5
0	UNC Wilmington	17
2	Coastal Carolina	3
0	Coastal Carolina	9
6	The Citadel	6
4	Towson State	6
12	Towson State	8
7	Winthrop	8
10	Winthrop	3
2	Winthrop	3
5	Maryland	14
3	at Richmond	5
13	at Barton	11
7	at Barton	12
3	at Liberty	6
6	at Liberty	8
2	at Virginia	8
1	at UNC Wilmington	3
6	at UNC Asheville	3
7	at UNC Asheville	8
7	Wake Forest	3
5	at South Carolina	8
1	Augusta	2
5	Augusta	6
5	Augusta	6
3	at UNC Greensboro	9
1	at Wake Forest	10
5	at North Carolina	6
0	at Charleston Southern	2
3	at Charleston Southern	2
5	East Carolina	13
4	North Carolina Wesleyan	6
8	at Radford	9
1	at Radford	12

6	at Radford	7
5	at East Carolina	7
6	Richmond	5
3	Coastal Carolina *	7
4	Radford *	5
* Big South Tournament at Conway, S.C.		

## 1992 (16-38-1)

CU		Opp.
2	at East Carolina	5
2	at North Carolina	6
20	Liberty	10
6	Liberty	2
5	Liberty	3
17	at Jacksonville	6
2	Eastern Michigan #	4
4	at South Florida	11
2	at Florida Southern	20
2	at Eckerd	3
8	Indianapolis #	0
3	at South Carolina	14
7	at Barton	8
8	Barton	2
2	at Davidson	7
7	William & Mary	10
2	North Carolina	9
12	East Carolina	13
12	UNC Asheville	7
3	UNC Asheville	1
7	UNC Asheville	8
4	Virginia	1
2	Towson State	2
2	Towson State	2
12	at Winthrop	3
7	at Winthrop	10
7	UNC Wilmington	2
18	Radford	11
8	Radford	13
3	Radford	11
5	at Methodist	12
4	at Va. Commonwealth	15
3	at Richmond	10
3	Wake Forest	12
8	at UNC Greensboro	12
5	Methodist	2
3	at No. Carolina Wesleyan	8
6	at Coastal Carolina	8
0	at Coastal Carolina	6
1	at Coastal Carolina	14
1	East Carolina	6
5	Charleston Southern	4
9	Charleston Southern	8
3	Charleston Southern	7
5	at William & Mary	7
5	at UNC Wilmington	6
1	at Wake Forest	30
0	St. Andrews	2
5	at Duke	11
3	Richmond	6
2	at East Carolina	15
2	at Maryland	7
1	at Maryland	7
3	Winthrop *	11
3	Winthrop *	8
* Big South Tournament 1st round at Rock Hill, S.C.		
# Played at Lakeland, Fla.		

## 1993 (17-33)

CU		Opp.
6	East Carolina	7
2	at UNC Greensboro #	13
6	Virginia Commonwealth	8
6	at South Carolina	14
2	Old Dominion	7
9	at Furman	8
10	Liberty	13
10	Liberty	4
3	Liberty	4
2	St. Louis	19
6	Barton	8
2	Ball State	6
10	High Point	7
3	UMBC	11
2	UMBC	3
14	Marist	6
6	Marist	4
5	at Fairfield	10
6	The Citadel	7
8	at UNC Asheville	6
7	Wake Forest	6 (10)
6	UNC Wilmington	11
2	at East Carolina	11
7	at Barton	15
11	Winthrop	10
3	Winthrop	8
10	Winthrop	3
10	at North Carolina	12
12	at High Point	7
1	Coastal Carolina	3
12	Coastal Carolina	7
9	Coastal Carolina	8
3	at Radford	6
3	at Radford	1
8	at Old Dominion	14
5	North Carolina State	6
2	at The Citadel	6
5	at Charleston Southern	3
3	at Charleston Southern	4
8	at Duke	5
2	at East Carolina	4
5	at UNC Wilmington	6
11	UNC Greensboro	7
3	at Towson State	6
2	at Towson State	3
1	at Towson State	14
5	at Virginia	10
0	at North Carolina State	10
9	Mount Olive	8
9	Erskine	14
# at Burlington, NC		

## 1994 (16-39)

CU		Opp.
12	at Florida International	2
0	at Florida International	3
4	at Florida International	5
4	UNC Wilmington	3
10	North Carolina	11
0	USC Aiken	8
2	at North Carolina	6
3	at UNC Charlotte	6
6	at Barton	8
16	at Coastal Carolina	17
2	at Coastal Carolina	5
8	at Coastal Carolina	14

2	Yale	6
8	Yale	17
8	Towson State	9
1	Towson State	4
5	Towson State	1
10	Marist	7
6	Richmond	10
5	Marist	4 (11)
9	Radford	12
3	Radford	5
8	Radford	9
8	at Duke	9
2	North Carolina State	3
13	UNC Asheville	5
6	UNC Asheville	2
6	UNC Asheville	1
4	at Virginia	14
5	at Richmond	6
0	The Citadel	8
4	East Carolina	3 (10)
5	Charleston Southern	3
4	Charleston Southern	6
9	Charleston Southern	4
1	at UNC Wilmington	9
6	at The Citadel	10
2	at UMBC	4
3	at UMBC	1
5	at UMBC	4
0	UNC Charlotte	7
4	at Liberty	15
4	at Liberty	9
2	at Liberty	0
0	at East Carolina	1
0	at Davidson	12
1	at Winthrop	4
1	at Winthrop	4
13	at Winthrop	4
6	at North Carolina State	7
3	Wake Forest	6
6	at Wake Forest	16
8	at UNC Greensboro	1
4	at UNC Greensboro	5
0	at UNC Greensboro	8

## 1995 (26-29)

CU		Opp.
3	Florida Atlantic	8
3	Florida Atlantic	7
0	Florida Atlantic	2
6	UNC Wilmington	12
4	North Carolina	5 (12)
5	at Southeastern Louisiana	9
4	at Southeastern Louisiana	1
5	at Southeastern Louisiana	6
3	Centenary	1
0	Centenary	1
4	Centenary	5
9	Wake Forest	4
2	Davidson	1
7	at North Carolina	10
1	Central Florida	6
0	Central Florida	1
2	Central Florida	4
5	Yale	1
6	VMI	3
23	North Carolina A&T	2
5	at Stetson	2
3	at Stetson	1

2	at Stetson	1
3	at UNC Charlotte	15
13	LeMoyne	1
5	Georgia State	3
7	Georgia State	8
6	Georgia State	5
0	East Carolina	8
6	at Samford	2
6	at Samford	7
2	at Samford	13
14	at Wake Forest	11
8	at North Carolina A&T	1
10	UNC Charlotte	12
5	Mercer	2
5	Mercer	4
8	Mercer	5
12	at Davison	5
8	at Furman	10 (10)
5	at Furman	2
6	at East Carolina	7
6	at Duke	7
0	at North Carolina State	9
12	Wofford	11
4	Wofford	2
10	Wofford	0
3	at UNC Wilmington	1
0	at Florida International	8
0	at Florida International	6
3	at Florida International	4
2	at College of Charleston	3
3	at College of Charleston	1
0	at College of Charleston	4
8	Duke	10

## 1996 (23-33)

CU		Opp.
2	at Charleston Southern	6
1	at Charleston Southern	3
4	at Wake Forest	8
1	Duke	5
4	at Duke	2
9	at North Carolina	2
3	at UNC Wilmington	2
12	St. Peter's	0
3	St. Peter's	1
4	St. Peter's	1
0	North Carolina	7
4	UNC Wilmington	3
8	at Wofford	3
4	at Furman	5
3	at Augusta	5
9	at Augusta	10
4	at North Florida +	5
8	Akron +	16
3	Troy State +	4
5	Ohio State +	9
2	Youngstown State	3
10	Youngstown State	7
5	Youngstown State	4
3	Georgia State	2
4	Georgia State	13
5	Georgia State	7
7	at Duke	8
3	Barton	2
8	College of Charleston	2
3	College of Charleston	1
4	College of Charleston	8
5	at East Carolina	3



# YEAR-BY-YEAR RESULTS

2	at UNC Wilmington	6
4	at Georgia State	5
2	at Georgia State	3
3	at Georgia State	13
4	Wake Forest	11
4	East Carolina	8
0	Mercer	6
4	Mercer	1
7	Mercer	6
4	at Davidson	13
7	Wofford	3
7	Wofford	3
6	Duke	9
11	at College of Charleston	5
4	at College of Charleston	2
8	at College of Charleston	7 (10)
2	at Mercer	3 (10)
3	at Mercer	4
5	at Mercer	0
2	at North Carolina State	12 (7)
2	at North Carolina State	9
4	UNC Wilmington	10
2	Florida Atlantic (TAAC)	4
1	Florida Atlantic (TAAC)	6
+ Kennel Club Classic at Jacksonville, FL		
(TAAC) TAAC Tournament 1st round at Buies Creek		

## 1997 (17-40)

CU		Opp.
12	at Mercer	10
5	at Mercer	6
1	at Mercer	11
3	at Central Florida	9
2	at Central Florida	4
4	at Central Florida	5
9	UNC Wilmington	4
1	North Carolina	9
3	Wofford	7
2	Wofford	1
5	Virginia Tech	6 (13)
4	at North Carolina	10
4	Richmond	7
11	at Duke	12 (12)
1	at Duke	14
4	Western Michigan #	5
4	at Florida	13
12	at North Florida #	13
3	Xavier #	5
4	Western Michigan #	3
5	Central Michigan #	8
9	Ball State	7
6	at Virginia Tech	5
4	Fairfield	3
7	Yale	10
8	Yale	3
4	Ball State	7
1	Old Dominion	9
10	Methodist	13
4	Youngstown State	10
5	Youngstown State	6
3	Davidson	2 (11)
5	Mercer	4
11	Mercer	6
5	Mercer	12
7	Duke	2
2	Wake Forest	8

0	at Georgia State	15
4	at Georgia State	8
10	at Georgia State	2
0	Duke	10
10	East Carolina	11
4	College of Charleston	6
1	College of Charleston	3
16	College of Charleston	12
5	at Wake Forest	7
4	Georgia State	15
2	Georgia State	5
6	Georgia State	10
8	Greensboro College	7
3	at UNC Wilmington	8
11	at College of Charleston	10
8	at College of Charleston	6
7	at College of Charleston	11
0	at East Carolina	12
2	at Florida International \$	6
5	at Florida International \$	14
# at Jacksonville, FL		
\$ TAAC Tournament at Miami, FL		

## 1998 (28-30)

CU		Opp.
1	North Carolina State	15
0	at North Carolina State	14
1	at College of Charleston	2
11	at College of Charleston	5
2	at College of Charleston	10
0	at Elon	5
12	at Wofford	5
9	Barton	5
3	North Carolina	8
13	Coppin State	6
16	Coppin State	3 (5)
1	Virginia Tech	2
13	Virginia Tech	3
10	Mount St. Mary's	3
5	at Wake Forest	12
14	Columbia	5
4	Columbia	0
2	Michigan State	6
3	Michigan State	10
13	Michigan State	2
2	Michigan State	1
9	Richmond	10 (10)
11	Manhattan	6
14	Manhattan	4
9	High Point	1
9	at East Carolina	10
7	at Mercer	6 (9)
1	at Mercer	2
6	at Mercer	11
5	Appalachian State	9
17	Brown	6
14	Brown	3
13	College of Charleston	5
3	College of Charleston	2
6	College of Charleston	8 (10)
7	East Carolina	6 (10)
7	UNC Wilmington	10 (10)
0	Georgia State	4
6	Georgia State	1
22	Georgia State	3
9	Wake Forest	11
3	at Richmond	11

10	Mercer	6
3	Mercer	5
14	Mercer	7
2	Duke	10
1	at Georgia State	10
6	at Georgia State	10
9	at Georgia State	4
3	at Jacksonville Tech	7
15	at North Carolina	16 (11)
1	at North Carolina	18 (5)
9	at UNC Wilmington	6
10	at Old Dominion	16
11	Elon	3
5	at Jacksonville State \$	14
11	at Jacksonville State \$	10
9	at Jacksonville State \$	22
\$ TAAC Tournament at Jacksonville, AL		

## 1999 (24-32)

CU	Opp.
17 Marshall	8
22 Marshall	7
13 at North Carolina A&T	1
5 Howard	3
8 Howard	2
10 Virginia Tech	5
8 at Wofford	4
2 Norfolk State	5
3 Wofford	0
23 Mount St. Mary's	3
8 Mount St. Mary's	2
1 Georgia State	2
2 Georgia State	6
6 Georgia State	8 (11)
13 Fairfield	4
5 at Mercer	4
5 at Mercer	11
9 at Mercer	4
4 High Point	3
12 High Point	4
4 at Jacksonville	10
0 at Jacksonville	3
0 at Jacksonville	7
4 East Carolina	5
7 Towson	6
11 Stetson	2
6 Stetson	12
5 Stetson	9
6 at Virginia Tech	7
9 Barton	3
20 North Carolina A&T	4
0 Florida Atlantic	3
3 Florida Atlantic	10
4 Florida Atlantic	7
6 at UNC Wilmington	4
4 at Central Florida	11
5 at Central Florida	6
2 at Central Florida	16
3 North Carolina	7
5 Centenary	6
3 Centenary	4 (8)
5 Centenary	2
8 at Elon	9
4 at Troy State	13
1 at Troy State	14
1 at Troy State	15
0 at East Carolina	8

4	Elon	3 (10)
4	Jacksonville State	3 (8)
1	Jacksonville State	13
4	Jacksonville State	8
8	UNC Wilmington	7
10	at Samford	11 (15)
3	at Samford	11
1	at Samford	2

## 2000 (31-25-1, 12-15 TAAC)

CU		Opp.
1	at Wake Forest	12
6	at North Carolina A&T	4
2	at South Carolina	10
7	Maryland Eastern Shore	0
21	Maryland Eastern Shore	0
13	Maryland Eastern Shore	1
12	Appalachian State	5
15	at High Point	7
1	Mercer	0
5	Mercer	7
4	Mercer	3
4	Virginia Tech	6
10	at Augusta State	5
4	at Georgia State	9
0	at Georgia State	3
4	at Georgia State	3
12	George Mason	14
6	at Elon	3
15	Pace	5
9	Pace	4
4	Towson	3
12	High Point	2
5	Samford	4
5	Samford	4
8	Samford	1
9	at Appalachian State	9 (10)
2	at Jacksonville State	4
7	at Jacksonville State	1
6	at Jacksonville State	4
3	Wake Forest	4 (11)
2	at UNC Wilmington	3
1	Jacksonville	13
6	Jacksonville	11
8	Jacksonville	12
4	East Carolina	3
4	Elon	7
3	at Stetson	4
12	at Stetson	2
7	at Stetson	3 (8)
7	UNC Wilmington	6
5	North Carolina A&T	4
5	Troy State	4 (8)
8	Troy State	2
6	Troy State	7
2	at East Carolina	9
4	at Florida Atlantic	15
1	at Florida Atlantic	2
6	at Florida Atlantic	19
19	at Virginia Tech	9
2	Central Florida	5
1	Central Florida	3
1	Central Florida	9
5	Central Florida \$	0
4	Jacksonville \$	3
0	Stetson \$	2
5	Georgia State \$	3
2	Stetson \$	15

\$ TAAC Tournament at Jacksonville, FL

## 2001 (33-21, 17-10 TAAC)

CU		Opp.
0	at Auburn	11
3	at Auburn	7
4	at Auburn	10
4	Virginia Tech	5
10	Virginia Tech	3
11	Pace University	6
18	Pace University	3
5	Pace University	4
4	at High Point	3
14	Stony Brook	3
8	Akron	5
6	Akron	22
32	Radford	5
7	Radford	3
7	at Duke	0
1	North Carolina State	10
13	at Samford	4
4	at Samford	8
9	at Samford	3
15	Howard	2
17	Howard	3
10	Florida Atlantic	9
7	Florida Atlantic	3
13	Florida Atlantic	14 (10)
6	UNC Wilmington	5
4	at North Carolina State	5
3	at Jacksonville	18
3	at Jacksonville	1
5	at Jacksonville	4 (8)
2	Elon	3
4	Jacksonville State	2
13	Jacksonville State	2
4	Jacksonville State	2
1	at UNC Wilmington	2 (11)
1	at UCF	3
6	at UCF	2
6	at UCF	1
6	at Elon	5 (12)
11	at Mercer	4
3	at Mercer	1 (10)
2	at Mercer	6
10	High Point	3
5	Georgia State	9
2	Georgia State	3
2	Georgia State	1 (10)
2	at Troy State	9
2	at Troy State	8
1	at Troy State	4
12	Duke	8
6	Stetson	5
1	Stetson	0
7	Stetson	2
1	at Jacksonville	5
1	at Jacksonville \$	5
3	vs. UCF \$	8
\$ TAAC Tournament at Jacksonville, FL		



# YEAR-BY-YEAR RESULTS

## 2002 [22-29, 11-19 A-Sun]

CU	Opp.
19 Delaware State	1
9 Delaware State	8
3 Coastal Carolina	5
2 at Coastal Carolina	14
3 Drexel	2
9 Drexel	8
7 Drexel	0
2 at Elon	10
1 Stony Brook	5
2 Stony Brook	1
10 at North Florida	9
3 vs. Vanderbilt	7
11 vs. Detroit	3
8 Mercer	5
3 Mercer	4
1 Mercer	2
1 at Georgia State	3
1 at Georgia State	6
5 at Georgia State	7
6 at Duke	11
8 at Stetson	6
3 at Stetson	7
5 at Stetson	13
0 at East Carolina	2
2 Jacksonville	1
7 Jacksonville	2
3 Jacksonville	1
6 at High Point	2
9 East Carolina	16
1 UCF	20
3 UCF	6
2 UCF	10
0 at UNC Wilmington	5
1 at Florida Atlantic	2
2 at Florida Atlantic	5
1 at Florida Atlantic	10
4 Elon	3
7 at Belmont	11
4 at Belmont	13
6 at Belmont	7
13 High Point	6
1 at UNC Wilmington	9
11 Troy State	9
10 Troy State	2
0 Troy State	6
9 Samford	8
1 Samford	0
15 Samford	4
7 at Jacksonville State	8
7 at Jacksonville State	4
1 at Jacksonville State	2

## 2003 [22-28, 14-18 A-Sun]

CU	Opp.
2 at Miami	13
3 at Miami	10
12 at Miami	9 (10)
4 Virginia Tech	6
6 Virginia Tech	0
4 at Mercer	2
3 at Mercer	4
0 at Mercer	1
1 Georgia State	4
2 Georgia State	10
2 Georgia State	9
3 at Georgia Tech	5
1 at Georgia Tech	3
13 at Samford	4
7 at Samford	0
1 at Samford	4
0 Jacksonville State	4
5 Jacksonville State	7
3 Jacksonville State	6
14 Princeton	0
8 at Jacksonville	10
3 at Jacksonville	1
7 at Jacksonville	13
7 Brown	6 (10)
4 at East Carolina	1
3 Stetson	2 (11)
3 Stetson	0
5 Stetson	1
4 UNC Wilmington	7
9 at UCF	10 (12)
0 at UCF	6
8 at UCF	5
1 Florida Atlantic	11
6 Florida Atlantic	4
6 Florida Atlantic	9
3 East Carolina	6
4 at UNC Wilmington	1
7 Belmont	0
1 Belmont	2
6 Belmont	1
19 at Charleston Southern	5
1 at Elon	4
9 High Point	4
10 Gardner-Webb	4
5 Gardner-Webb	8
2 Gardner-Webb	4
7 at Virginia Tech	22
2 at Troy State	0
4 at Troy State	5
3 at Troy State	1

## 2004 [23-34, 14-16 A-Sun]

CU	Opp.
1 at Texas Tech	18
4 at Texas Tech	19
4 at Texas Tech	9
2 North Carolina State	3
2 East Carolina	10
18 North Carolina A&T	11
11 North Carolina A&T	10
10 North Carolina A&T	7
2 at Georgia State	0
1 at Georgia State	5
14 at Georgia State	3
14 Charleston Southern	4
5 Charleston Southern	2
9 Florida International	5
8 at #7 Miami	10
2 at #10 Florida Atlantic	3
1 at #10 Florida Atlantic	6
3 at #10 Florida Atlantic	2
0 UCF	2
0 UCF	6
3 UCF	4
2 at #18 East Carolina	12
2 Troy State	4
10 Troy State	6
2 Troy State	4
8 Harvard	4
1 at #25 Co. of Charleston	20
3 at #25 Co. of Charleston	6
1 at UNCW	7
2 at Gardner-Webb	6
6 at Gardner-Webb	1
3 at Gardner-Webb	5
1 at #24 North Carolina St.	7
5 at #24 North Carolina St.	2
0 Jacksonville	8
2 Jacksonville	1
3 Jacksonville	2
2 Appalachian State	11
0 at Stetson	11
6 at Stetson	5
2 at Stetson	7
6 at Elon	9
1 UNC Wilmington	6
10 Mercer	4
1 Mercer	2
3 Mercer	2
1 North Carolina State	3
0 at Virginia Tech	1
7 at Belmont	2
5 at Belmont	1
11 at Belmont	7
7 at Appalachian State	3
6 Lipscomb	2
2 Lipscomb	7
1 Lipscomb	7
5 at UCF\$	6
11 Troy State\$	13
\$ A-Sun Tournament at DeLand, Florida	

## 2005 [25-29, 13-17 A-Sun]

CU	Opp.
9 North Carolina St.	1
6 at North Carolina St.	8
8 Coastal Carolina	4
18 Ohio	17
6 Ohio	4
3 Ohio	1
6 Virginia Tech	10
10 Barton	2
9 UNC Pembroke	8
5 at High Point	18
11 High Point	5
8 High Point	2
6 vs. Michigan State #	10
8 at North Florida #	12
8 at Central Florida	18
0 at Central Florida	18
3 at Central Florida	9
7 North Carolina A&T	6
7 Florida Atlantic	6
0 Florida Atlantic	2
8 Florida Atlantic	6
7 Siena	0
2 North Carolina A&T	3
5 East Carolina	6
7 at Troy	10
5 at Troy	16
3 at Troy	11
3 at UNC Wilmington	13
6 at Jacksonville	3
8 at Jacksonville	2
4 at Jacksonville	12
8 at Coastal Carolina	16
11 Stetson	5
8 Stetson	12
8 Stetson	3
10 Appalachian State	9
10 at Mercer	2
7 at Mercer	10
4 at Mercer	12
5 Georgia State	8
9 Georgia State	6
12 Georgia State	13
2 at Virginia Tech	4
3 Gardner-Webb	0
7 Gardner-Webb	12
8 Gardner-Webb	11
6 UNC Wilmington	12
8 at Lipscomb	3
7 at Lipscomb	3
3 at Lipscomb	6
3 at #22 North Carolina St.	11
4 Belmont	3
6 Belmont	5
2 Belmont	11
# Kennel Club Classic at Jacksonville, Fla.	

## 2006 [19-38, 13-17 A-Sun]

CU	Opp.
0 at Coastal Carolina	9
10 at Charleston Southern	14
2 Virginia Tech	5
6 Virginia Tech	16
8 at North Carolina A&T	6
9 North Carolina A&T	2
7 vs. Appalachian State #	12
7 at Texas Tech	5
3 at Texas Tech	5
4 at Texas Tech	6
7 LaSalle	6
8 LaSalle	9
7 North Carolina St.	13
1 at North Florida	2
5 at North Florida	6
1 at North Florida	8
6 Elon	7
4 Jacksonville	7
10 Jacksonville	11
15 Jacksonville	6
14 Longwood	8
2 East Tennessee State	3
1 East Tennessee State	7
9 East Tennessee State	4
7 at Longwood	8
0 at Florida Atlantic	2
8 at Florida Atlantic	11
7 at Florida Atlantic	3
7 at UNC Wilmington	13
7 at Gardner-Webb	3
13 at Gardner-Webb	2
5 at Gardner-Webb	6
1 Coastal Carolina	11
8 Lipscomb	11
7 Lipscomb	4
3 Lipscomb	2
8 UNC Wilmington	18
3 at Stetson	5
1 at Stetson	11
4 at Stetson	6
2 at Coastal Carolina	7
8 Mercer	9
5 Mercer	3
12 Mercer	1
3 at UNC Asheville	6
1 at UNC Asheville	7
3 at North Carolina	6
8 at Virginia Tech	7
4 at Belmont	7
6 at Belmont	8
18 at Belmont	6
7 at Elon	13
8 Kennesaw State	6
10 Kennesaw State	7
5 Kennesaw State	7
5 vs. Jacksonville *	6
10 vs. E. Tennessee State *	11
# Played at Ernie Shore Field in Winston-Salem, N.C.	
*A-Sun Tournament at DeLand, Fla.	



# ALL-TIME VS. OPPONENTS

Opponent	W	L	T	Meeting
Allegheny	1	0	0	1982
Akron	1	2	0	2001
Appalachian State	6	4	1	2006
Armstrong State	5	3	0	1985
Auburn	1	5	0	2001
Augusta State	12	10	0	2000
Ball State	1	2	0	1997
<b>Barton (Atlantic Christian)</b>	<b>17</b>	<b>9</b>	<b>0</b>	<b>2005</b>
<b>Belmont</b>	<b>8</b>	<b>7</b>	<b>0</b>	<b>2006</b>
Brown	3	0	0	2003
Buffalo	13	1	0	1987
Case Western Reserve	2	0	0	1982
Catawba	1	1	0	1979
Centenary	2	4	0	1999
Central Michigan	0	1	0	1997
College of Charleston	12	11	0	2004
<b>Charleston So. (Baptist)</b>	<b>22</b>	<b>20</b>	<b>0</b>	<b>2006</b>
<b>Charlotte</b>	<b>13</b>	<b>12</b>	<b>0</b>	<b>1995</b>
The Citadel	1	8	1	1994
Clemson	2	3	0	1990
Cleveland State	1	1	0	1988
Coastal Carolina	13	28	0	2006
Columbia	2	0	0	1998
Coppin State	2	0	0	1998
Davidson	6	4	0	1997
Davis & Elkins	3	1	0	1982
Delaware State	2	0	0	2002
Detroit	1	0	0	2002
<b>Duke</b>	<b>8</b>	<b>12</b>	<b>0</b>	<b>2002</b>
Drexel	3	0	0	2002
<b>East Carolina</b>	<b>16</b>	<b>38</b>	<b>0</b>	<b>2005</b>
Eastern Connecticut	2	2	0	1982
Eastern Illinois	1	2	0	1987
Eastern Kentucky	1	0	0	1984
Eastern Michigan	0	1	0	1992
<b>East Tennessee State</b>	<b>1</b>	<b>3</b>	<b>0</b>	<b>2006</b>
Eckerd	0	1	0	1992
Elon	6	9	0	2006
Erskine	0	4	0	1993
Fairfield	3	1	0	1999
Florida	0	1	0	1997
Florida Atlantic	7	23	0	2006
Florida International	2	7	0	2004
Florida Southern	0	1	0	1992
Francis Marion	0	1	0	1980
Furman	2	3	0	1996
<b>Gardner-Webb</b>	<b>2</b>	<b>7</b>	<b>0</b>	<b>2006</b>
George Mason	2	1	0	2000
Georgetown	3	0	0	1983
Georgia	4	14	0	1991
Georgia Southern	0	9	0	1990
Georgia State	13	30	0	2005

Opponent	W	L	T	Meeting
Georgia Tech	0	3	0	2003
Greensboro College	1	0	0	1997
Harvard	1	0	0	2004
High Point	13	1	0	2005
<b>Holy Cross</b>	<b>0</b>	<b>0</b>	<b>0</b>	<b>First Meeting</b>
Howard	4	0	0	2001
Indiana (PA)	1	0	0	1978
Indianapolis	1	0	0	1992
Jacksonville State	8	11	0	2003
<b>Jacksonville</b>	<b>14</b>	<b>14</b>	<b>0</b>	<b>2006</b>
James Madison	1	3	0	1991
John Carroll	3	0	0	1982
<b>Kennesaw State</b>	<b>2</b>	<b>1</b>	<b>0</b>	<b>2006</b>
Kent State	1	3	0	1989
LaSalle	1	1	0	2006
LeMoynes	1	0	0	1995
Liberty (Baptist)	12	10	0	1994
<b>Lipscomb</b>	<b>5</b>	<b>4</b>	<b>0</b>	<b>2006</b>
Longwood	1	1	0	2006
Manhattan	2	0	0	1998
<b>Marshall</b>	<b>0</b>	<b>0</b>	<b>0</b>	<b>First</b>
Maryland	2	4	0	1992
Maryland Baltimore County	2	3	0	1994
Maryland Eastern Shore	3	0	0	2000
Marist	4	0	0	1994
Marshall	2	0	0	1999
<b>Mercer</b>	<b>25</b>	<b>21</b>	<b>0</b>	<b>2006</b>
Methodist	5	4	0	1992
Miami	1	3	0	2004
Michigan State	2	3	0	2005
Mount Olive	1	1	0	1993
Mount St. Mary's	3	0	0	1999
Newberry	0	2	0	1978
Norfolk State	0	1	0	1999
<b>North Carolina</b>	<b>8</b>	<b>32</b>	<b>0</b>	<b>2006</b>
<b>North Carolina A&amp;T</b>	<b>12</b>	<b>1</b>	<b>0</b>	<b>2006</b>
<b>UNC Asheville</b>	<b>19</b>	<b>10</b>	<b>0</b>	<b>2006</b>
UNC Greensboro	2	5	0	1994
<b>North Carolina State</b>	<b>7</b>	<b>24</b>	<b>1</b>	<b>2006</b>
UNC Pembroke	9	1	0	2005
N.C. Wesleyan	4	5	0	1992
<b>UNC Wilmington</b>	<b>33</b>	<b>47</b>	<b>0</b>	<b>2006</b>
<b>North Florida</b>	<b>1</b>	<b>6</b>	<b>0</b>	<b>2006</b>
Northwestern	3	0	0	1984
Ohio	4	1	1	2005
Ohio State	0	1	0	1996
Old Dominion	0	4	0	1998
Pace	5	0	0	2001
Pfeiffer	1	0	0	1990
Pittsburgh-Johnstown	3	0	0	1981
Princeton	3	3	0	2003

Opponent	W	L	T	Meeting
Radford	20	14	0	2001
Rhode Island	2	4	0	1987
Richmond	4	13	0	1998
Sacred Heart	1	0	0	1982
Saint Andrews	2	1	0	1992
Saint Augustine's	1	0	0	1984
Saint Bonaventure	2	0	0	1986
Saint Louis	0	1	0	1993
Saint Peter's	3	0	0	1996
Salisbury State	1	1	0	1979
Samford	11	7	0	2003
<b>Seton Hall</b>	<b>0</b>	<b>0</b>	<b>0</b>	<b>First Meeting</b>
Siena	1	0	0	2005
South Alabama	0	2	0	1989
South Carolina	2	10	0	2000
South Carolina Aiken	0	1	0	1994
South Florida	0	1	0	1992
Southeastern Louisiana	1	2	0	1995
Southern Illinois	0	1	0	1990
Stanford	0	1	0	1990
<b>Stetson</b>	<b>17</b>	<b>17</b>	<b>0</b>	<b>2006</b>
Stony Brook	3	1	0	2002
Towson (State)	7	7	1	2000
Texas Tech	1	5	0	2006
Troy	7	16	0	2005
UCF	4	29	0	2005
Vanderbilt	0	1	0	2002
Vermont	2	0	0	1988
Virginia	1	6	0	1994
Virginia Commonwealth	0	2	0	1993
Virginia Military Institute	1	0	0	1995
Virginia Tech	7	12	0	2006
Wake Forest	9	21	0	2000
West Liberty State	1	0	0	1984
Western Carolina	21	25	0	1989
Western Michigan	1	1	0	1997
Westfield State	0	2	0	1978
William & Mary	2	5	0	1992
Wingate	1	0	1	1979
Winthrop	19	19	0	1994
Wofford	10	1	0	1999
Xavier	0	1	0	1997
Yale	4	3	0	1997
Youngstown State	2	3	0	1997

**Bold** indicates 2007 opponent



# OPPONENTS

## Barton

Game 36  
Taylor Field  
April 10 ... 7:00

### General Information

Location:..... Wilson, N.C.  
Enrollment:..... 1,300  
President:..... Dr. Norval C. Kneten  
Director of Athletics:..... Gary Hall  
Conference:..... Carolinas-Virginia Athletic  
Nickname:..... Bulldogs  
Colors:..... Royal Blue, White  
Home Field:..... Nixon Field (500)

### Baseball Information

Head Coach:..... Todd Wilkinson  
(UNC-Chapel Hill, '85)  
Record at Barton:..... 379-316-2 (14 seasons)  
Career Record:..... Same  
Assistant Coach:..... Larry Fulghum  
Assistant Coach:..... Josh Simmons  
Baseball Office Phone:..... (252) 399-6516  
2006 Overall Record:..... 32-24  
CVAC:..... 17-7 (first)  
Postseason:..... CVAC Tournament  
Lettermen Returning/Lost:..... 22/9  
Starters Returning/Lost: 4/5 position, 3/1 pitchers

### Sports Information

Baseball Contact:..... John Hackney  
SID Office Phone:..... (252) 399-6515  
Press Box Phone:..... N/A  
SID Fax:..... (252) 399-6516  
Email:..... jhackney@barton.edu  
Athletics Web Site:..... www.barton.edu/athletics

## Charleston Southern

Game 3  
Taylor Field  
February 13 ... 3:00

### General Information

Location:..... Charleston, S.C.  
Enrollment:..... 3,125  
President:..... Dr. Jairy C. Hunter, Jr.  
Director of Athletics:..... Hank Small  
Conference:..... Big South  
Nickname:..... Buccaneers  
Colors:..... Blue and Gold  
Home Field:..... Buccaneer Field (500)

### Baseball Information

Head Coach:..... Jason Murray (Ball State, '97)  
Record at CSU:..... 42-67  
Career Record:..... Same  
Assistant Coach:..... Josh Walker  
Assistant Coach:..... Derek Hassell  
Volunteer Coach:..... Tim Lau  
Baseball Office Phone:..... (843) 863-7591  
2006 Overall Record:..... 18-38  
Big South:..... 8-16 (seventh)  
Postseason:..... None  
Lettermen Returning/Lost:..... 13/3  
Starters Returning/Lost: 7/3 position, 2/2 pitchers

### Sports Information

Baseball Contact:..... Blake Freeland  
SID Office Phone:..... (843) 863-7687  
Press Box Phone:..... (843) 729-0483  
SID Office Fax:..... (843) 863-7676  
Email:..... bfreeland@csuniv.edu  
Athletics Web Site:..... www.csusports.com

## The Citadel

Game 10  
Charleston, S.C.  
February 27 ... 3:00

### General Information

Location:..... Charleston, S.C.  
Enrollment:..... 1,900  
President:..... Lt. Gen. John W. Rosa  
Director of Athletics:..... Les Robinson  
Conference:..... Southern  
Nickname:..... Bulldogs, Cadets  
Colors:..... Citadel Blue and White  
Home Field:..... Joseph P. Riley Jr. Park (6,000)

### Baseball Information

Head Coach:..... Fred Jordan (The Citadel, '79)  
Record at The Citadel:..... 524-373 (15 seasons)  
Career Record:..... Same  
Assistant Coach:..... David Beckley  
Assistant Coach:..... Randy Carlson  
Assistant Coach:..... Stuart Lake  
Baseball Office Phone:..... (843) 953-5285  
2006 Overall Record:..... 34-27  
Southern:..... 15-12 (fifth)  
Postseason:..... Southern Conference Tournament  
Lettermen Returning/Lost:..... 19/11  
Starters Returning/Lost: 5/5 position, 4/1 pitchers

### Sports Information

Baseball Contact:..... Melanie Long  
SID Office Phone:..... (843) 953-5120  
Press Box Phone:..... (843) 965-4151  
SID Fax:..... (843) 953-5058  
Email:..... Melanie.Long@Citadel.edu  
Athletics Web Site:..... www.citadelsports.com

## Duke

Games 28 & 44  
March 27, Taylor Field ... 7:00  
April 24, Durham, N.C. ... 7:00

### General Information

Location:..... Durham, N.C.  
Enrollment:..... 1,624  
President:..... Dr. Richard H. Brodhead  
Director of Athletics:..... Joe Alleva  
Conference:..... Atlantic Coast  
Nickname:..... Blue Devils  
Colors:..... Blue and White  
Home Field:..... Jack Coombs Field (2,000)

### Baseball Information

Head Coach:..... Sean McNally (Duke, '94)  
Record at Duke:..... 15-40 (one season)  
Career Record:..... Same  
Assistant Coach:..... Matthew Boggs  
Assistant Coach:..... Sean Snedeker  
Baseball Office Phone:..... (919) 684-2358  
2006 Overall Record:..... 15-40  
ACC:..... 6-24  
Postseason:..... None  
Lettermen Returning/Lost:..... 12/6  
Starters Returning/Lost: 8/2 position, 3/1 pitching

### Sports Information

Baseball Contact:..... Lee Aldridge  
SID Office Phone:..... (919) 684-8708  
Press Box Phone:..... (919) 812-4436  
SID Fax:..... (919) 684-2489  
Email:..... laldrige@duke.edu  
Athletics Web Site:..... www.goduke.com

## Belmont

Games 25, 26 & 27  
Taylor Field  
March 23 (DH) ... 4:00  
March 24 ... 1:00

### General Information

Location:..... Nashville, Tenn.  
Enrollment:..... 4,481  
President:..... Dr. Robert C. Fisher  
Director of Athletics:..... Mike Strickland  
Conference:..... Atlantic Sun  
Nickname:..... Bruins  
Colors:..... Navy, Red, White  
Home Field:..... Greer Stadium (10,139)

### Baseball Information

Head Coach:..... Dave Jarvis (Arkansas State, '82)  
Record at BU:..... 242-226-1 (nine seasons)  
Career Record:..... 266-257-1 (18 seasons)  
Assistant Coach:..... Jason Stein  
Assistant Coach:..... Matt Barnett  
Baseball Office Phone:..... (615) 460-6166  
2006 Overall Record:..... 24-31  
A-Sun:..... 11-19 (10th)  
Postseason:..... None  
Players Returning/Lost:..... 23/7  
Starters Returning/Lost: 8/1 position, 4/0 pitchers

### Sports Information

Baseball Contact:..... Charles Cochrum  
SID Office Phone:..... (615) 460-8023  
Press Box Phone:..... (281) 352-5695  
SID Fax:..... (615) 460-5584  
Email:..... mediarelations@mail.belmont.edu  
Athletics Web Site:..... www.belmontbruins.com

## Charlotte

Games 1, 2, 8 & 9  
February 9, Taylor Field ... 3:00  
February 10, Taylor Field ... 2:00  
February 23, Kannapolis, N.C. ... 2:00  
February 24, Kannapolis, N.C. ... 12:00

### General Information

Location:..... Charlotte, N.C.  
Enrollment:..... 20,772  
Chancellor:..... Dr. Phillip L. Dubois  
Director of Athletics:..... Judy Rose  
Conference:..... Atlantic 10  
Nickname:..... 49ers  
Colors:..... Green and White  
Home Field:..... Robert and Mariah Hayes Stadium (1,000)

### Baseball Information

Head Coach:..... Loren Hibbs (Wichita State, '84)  
Record at UNCC:..... 403-373-3 (14 seasons)  
Career Record:..... Same  
Assistant Coach:..... Bo Durkac  
Assistant Coach:..... Brandon Hall  
Volunteer Coach:..... Adam Willard  
Baseball Office Phone:..... (704) 687-3935  
2006 Overall Record:..... 35-20-1  
Atlantic 10:..... 18-9 (T-third)  
Postseason:..... Atlantic 10 Tournament  
Lettermen Returning/Lost:..... 17/5  
Starters Returning/Lost: 7/2 position  
2/2 pitching

### Baseball Information

Baseball Contact:..... Ryan Rose  
SID Office Phone:..... (704) 687-6312  
Press Box Phone:..... TBD  
SID Fax:..... (704) 687-4918  
Email:..... rrose4@mail.uncc.edu  
Athletics Web Site:..... www.charlotte49ers.com

## Columbia

Games 18 & 19  
Taylor Field  
March 12 ... 3:00  
March 13 ... 3:00

### General Information

Location:..... New York, N.Y.  
Enrollment:..... 5,532  
President:..... Dr. Lee C. Bollinger  
Director of Athletics:..... Dr. M. Dianne Murphy  
Conference:..... Ivy  
Nickname:..... Lions  
Colors:..... Columbia Blue and White  
Home Field:..... Andy Coakley Field (300)

### Baseball Information

Head Coach:..... Brett Boretti (Davidson, '94)  
Record at CU:..... 13-32 (one season)  
Career Record:..... 129-114  
Assistant Coach:..... Bryan Haley  
Assistant Coach:..... Jim Walsh  
Volunteer Coach:..... Jay Quinn  
Baseball Office Phone:..... (212) 854-8448  
2006 Overall Record:..... 13-32  
Ivy:..... 6-14 (T-third Gehrig Division)  
Postseason:..... None  
Players Returning/Lost:..... 20/11  
Starters Returning/Lost: 7/2 position, 2/2 pitching

### Sports Information

Baseball Contact:..... Tim Williamson  
SID Office Phone:..... (212) 854-7064  
Press Box Phone:..... None  
SID Fax:..... (212) 854-8168  
Email:..... ptm2102@columbia.edu  
Athletics Web Site:..... www.gocolumbiaions.com

## East Carolina

Game 7  
Greenville, N.C.  
February 21 ... 3:00

### General Information

Location:..... Greenville, N.C.  
Enrollment:..... 23,164  
Chancellor:..... Dr. Steve Ballard  
Director of Athletics:..... Terry Holland  
Conference:..... Conference USA  
Nickname:..... Pirates  
Colors:..... Purple and Gold  
Home Field:..... Clark-LeClair Stadium (3,000)

### Baseball Information

Head Coach:..... Billy Godwin (Atlantic Christian College, '86)  
Record at ECU:..... 33-26 (one season)  
Career Record:..... 295-111 (seven seasons)  
Assistant Coach:..... Link Jarret  
Assistant Coach:..... Bill Jarman  
Assistant Coach:..... Ben Sanderson  
Baseball Office Phone:..... (252) 737-1985  
2006 Overall Record:..... 33-26  
Conference USA:..... 10-14 (sixth)  
Postseason:..... Conference USA Tournament  
Lettermen Returning/Lost:..... 17/8  
Starters Returning/Lost: 6/3 position, 3/1 pitching

### Sports Information

Baseball Contact:..... Malcolm Gray  
SID Office Phone:..... (252) 737-4522  
Press Box Phone:..... (252) 328-0068  
SID Fax:..... (252) 737-4528  
Email:..... graym@ecu.edu  
Athletics Web Site:..... www.ecupirates.com



# OPPONENTS

## East Tennessee State

Games 29, 30 & 31  
Johnson City, Tenn.  
March 30 ... 7:00  
March 31 (DH) ... 2:00

### General Information

Location: Johnson City, Tenn.  
Enrollment: 12, 649  
President: Dr. Paul E. Stanton, Jr.  
Athletic Director: Dave Mullins  
Conference: Atlantic Sun  
Nickname: Buccaneers  
Colors: Navy Blue & Old Gold  
Home Field: Cardinal Park (2,000)

### Baseball Information

Head Coach: Tony Skole (The Citadel, '91)  
Record at ETSU: 170-208 (seven seasons)  
Career Record: 265-271 (nine seasons)  
Assistant Coach: Clay Greene  
Assistant Coach: Maynard McClarrinon  
Baseball Office Phone: (423) 439-4496  
2005 Overall Record: 31-27  
A-Sun: 14-16  
Postseason: Atlantic Sun Tournament  
Lettermen Returning/Lost: 19/6  
Starters Returning/Lost: 5/4 position, 3/1 pitching

### Sports Information

Baseball Contact: John Roberts  
SID Office Phone: (423) 439-5263  
Press Box Phone: (423) 461-4865  
SID Fax: (423) 439-6138  
Email: robertjh@etsu.edu  
Athletics Web Site: www.etsubucs.com

## Gardner-Webb

Games 45, 46 & 47  
Taylor Field  
April 27 (DH) ... 4:00  
April 28 ... 1:00

### General Information

Location: Boiling Springs, N.C.  
Enrollment: 3,900  
President: Dr. Frank Bonner  
Athletic Director: Chuck Burch  
Conference: Atlantic Sun  
Nickname: Runnin' Bulldogs  
Colors: Scarlet, Black & White  
Home Field: Varsity Field (1,000)

### Baseball Information

Head Coach: Rusty Stroupe (Appalachian State, '84)  
Record at GWU: 117-109 (four seasons)  
Career Record: 473-343 (16 seasons)  
Assistant Coach: Kent Cox  
Assistant Coach: Morgan Frazier  
Assistant Coach: Ryan Quirello  
Baseball Office Phone: (704) 406-4421  
2006 Overall Record: 24-31  
A-Sun: 12-18 (T-eighth)  
Postseason: None  
Lettermen Returning/Lost: 22/11  
Starters Returning/Lost: 5/4 position, 2/2 pitching

### Sports Information

Baseball Contact: Marc Rabb  
SID Office Phone: (704) 406-4355  
Press Box Phone: (704) 974-3662  
SID Fax: (704) 406-4739  
Email: mrabb@gardner-webb.edu  
Athletics Web Site: www.gwusports.com

## Holy Cross

Games 14 & 15  
Taylor Field  
March 5 ... 3:00  
March 6 ... 1:00

### General Information

Location: Worcester, Mass.  
Enrollment: 2,700  
President: Rev. Michael C. McFarland, S.J.  
Athletic Director: Richard Regan  
Conference: Patriot League  
Nickname: Crusaders  
Colors: Royal Purple, White  
Home Field: Fitton Field

### Baseball Information

Head Coach: Craig Najarian (Saint Anselm, '95)  
Record at Holy Cross: 29-49-1 (two seasons)  
Career Record: Same  
Assistant Coach: Steve Simoes  
Assistant Coach: Jeff Miller  
Assistant Coach: Matt Weagle  
Baseball Office Phone: (508) 793-2753  
2006 Overall Record: 16-26-1  
Patriot: 5-15 (sixth)  
Postseason: None  
Lettermen Returning/Lost: 25/5  
Starters Returning/Lost: 7/2 pitching, 4/0 pitching

### Sports Information

Baseball Contact: Jim Wrobel  
SID Office Phone: (508) 793-2583  
Press Box Phone: N/A  
SID Fax: (508) 793-2309  
Email: jwrobel@holycross.edu  
Athletics Web Site: www.goholycross.com

## Jacksonville

Games 33, 34 & 35  
Jacksonville, Fla.  
April 6 (DH) ... 4:00  
April 7 ... 1:00

### General Information

Location: Jacksonville, Fla.  
Enrollment: 2,972  
President: Dr. Kerry Romesburg  
Athletic Director: Alan Verlander  
Conference: Atlantic Sun  
Nickname: Dolphins  
Colors: Green and White  
Home Field: Alexander Brest Field (1,500)

### Baseball Information

Head Coach: Terry Alexander (Florida State, '77)  
Record at JU: 533-420-2 (16 seasons)  
Career Record: Same  
Assistant Coach: Tim Montez  
Assistant Coach: Chris Hayes  
Volunteer Coach: Les Wright  
Baseball Office Phone: (904) 256-7476  
2006 Overall Record: 43-19  
A-Sun: 23-7 (First)  
Postseason: Athens, Ga. Regional (1-2)  
Lettermen Returning/Lost: 21/9  
Starters Returning/Lost: 7/2 position, 3/1 pitching

### Sports Information

Baseball Contact: Josh Ellis  
SID Office Phone: (904) 256-7402  
Press Box Phone: N/A  
SID Fax: (904) 256-7179  
Email: jellis1@ju.edu  
Athletics Web Site: www.judolphins.com

## Kennesaw State

Games 54, 55 & 56  
Kennesaw, Ga.  
May 17 ... 6:00  
May 18 (DH) ... 1:00

### General Information

Location: Kennesaw, Ga.  
Enrollment: 18,500  
President: Dr. Dan Papp  
Athletic Director: Dr. Dave Waples  
Conference: Atlantic Sun  
Nickname: Owls  
Colors: Black and Gold  
Home Field: KSU Soccer Complex (1,200)

### Baseball Information

Head Coach: Mike Sansing (West Georgia, '84)  
Record at KSU: 632-258 (15 seasons)  
Career Record: 735-314 (18 seasons)  
Assistant Coach: Ryan Coe  
Assistant Coach: Kevin Ermino  
Baseball Office Phone: (770) 423-6264  
2006 Overall Record: 24-32  
A-Sun: 12-18 (T-eighth)  
Postseason: None  
Players Returning/Lost: 19/5  
Starters Returning/Lost: 6/3 position, 2/2 pitching

### Sports Information

Baseball Contact: Hal Towbin  
SID Office Phone: (678) 797-2192  
Press Box Phone: (770) 423-6476  
SID Fax: (770) 423-6665  
Email: htowbin@kennesaw.edu  
Athletics Web Site: www.ksuowls.com

## Lipscomb

Games 41, 42 & 43  
Nashville, Tenn.  
April 20 ... 6:00 cst.  
April 21 (DH) ... 1:00 cst.

### General Information

Location: Nashville, Tenn.  
Enrollment: 2,518  
President: Dr. Randolph Lowry, III  
Athletic Director: Dr. Steve Potts  
Conference: Atlantic Sun  
Nickname: Bisons  
Colors: Purple and Gold  
Home Field: Dugan Field (1,500)

### Baseball Information

Head Coach: Jeff Forehand  
Record at Lipscomb: First Season  
Career Record: 211-142-1 (six seasons)  
Assistant Coach: Brian Ryman  
Assistant Coach: Lantz Wheeler  
Baseball Office Phone: (615) 279-5716  
2006 Overall Record: 22-32  
A-Sun: 11-19 (T-tenth)  
Postseason: None  
Players Returning/Lost: 20/16  
Starters Returning/Lost: 1/8 position, 2/2 pitching

### Sports Information

Baseball Contact: Mark McGee  
SID Office Phone: (615) 279-5990  
Press Box Phone: (615) 279-5874  
SID Fax: (615) 269-1806  
Email: mark.mcgee@lipscomb.edu  
Athletics Web Site: www.lipscombsports.com

## Marshall

Games 16, 17 & 18  
Huntington, W.V.  
March 9 ... 1:00  
March 10 ... 12:00

### General Information

Location: Huntington, W.V.  
Enrollment: 16,531  
President: Dr. Stephen J. Kopp  
Athletic Director: Bob Marcum  
Conference: Conference USA  
Nickname: Thundering Herd  
Colors: Green and White  
Home Fields: Appalachian Power Park (4,500)  
Conference: Appalachian Power Park (4,500)  
Non-Conference: University Heights Field (1,000)

### Baseball Information

Head Coach: Jeff Waggoner  
Record at Marshall: First Season  
Career Record: First Season as Head Coach  
Assistant Coach: Tim Adkins  
Assistant Coach: Tim Donnelly  
Volunteer Coach: George Brumfield  
Baseball Office Phone: (304) 696-5277  
2006 Overall Record: 22-32  
Conference USA: 6-18 (seventh)  
Lettermen Returning/Lost: 16/14  
Starters Returning/Lost: 2/7 position, 3/1 pitching

### Sports Information

Baseball Contact: Andy Fledgerjohan  
SID Office Phone: (304) 696-4662  
Press Box Phone: None  
SID Fax: (304) 696-2325  
Email: fledgerjohan@marshall.edu  
Athletics Web Site: www.herdzone.com

## Mercer

Games 20, 21 & 22  
Macon, Ga.  
March 16 ... 6:00  
March 17 (DH) ... 12:00

### General Information

Location: Macon, Ga.  
Enrollment: 7,400  
President: Dr. William D. Underwood  
Athletic Director: Bobby Pope  
Conference: Atlantic Sun  
Nickname: Bears  
Colors: Orange and Black  
Home Field: Claude Smith Field (500)

### Baseball Information

Head Coach: Craig Gibson  
Record at Mercer: 82-87 (three seasons)  
Career Record: Same  
Assistant Coach: Tim Boeth  
Assistant Coach: Danny McMurtry  
Baseball Office Phone: (478) 301-2994  
2006 Overall Record: 34-26  
A-Sun: 19-11 (third)  
Postseason: Atlantic Sun Tournament  
Players Returning/Lost: 19/14  
Starters Returning/Lost: 7/2 position, 3/1 pitching

### Sports Information

Baseball Contact: Dan Recupero  
SID Office Phone: (478) 301-5217  
Press Box Phone: (478) 301-2339  
SID Fax: (478) 301-5350  
Email: recupero\_da@mercer.edu  
Athletics Web Site: www.mercerbears.com



# OPPONENTS

## North Carolina

Game 40  
Chapel Hill, N.C.  
April 17 ... 6:00

### General Information

Location:.....Chapel Hill, N.C.  
Enrollment:.....26,878  
Chancellor:.....Dr. James Moeser  
Athletic Director:.....Dick Baddour  
Conference:.....Atlantic Coast  
Nickname:.....Tar Heels  
Colors:.....Carolina Blue and White  
Home Field:.....Cary C. Boshamer Stadium (2,500)

### Baseball Information

Head Coach:.....Mike Fox (UNC, '78)  
Record at UNC:.....341-160-1 (eight seasons)  
Career Record:.....881-301-5 (23 seasons)  
Assistant Coach:.....Chad Holbrook  
Assistant Coach:.....Scott Forbes  
Assistant Coach:.....Jason Howell  
Baseball Office Phone:.....(919) 962-2351  
2006 Overall Record:.....54-15  
Atlantic Coast:.....22-8 (first in Coastal Division)  
Postseason:.....College World Series Runner-Up  
Players Returning/Lost:.....23/6  
Starters Returning/Lost: 8/1 position, 2/2 pitching

### Sports Information

Baseball Contact:.....John Martin  
SID Office Phone:.....(919) 962-0084  
Press Box Phone:.....(919) 962-3509  
SID Fax:.....(910) 962-0612  
Email:.....johnmartin@unc.edu  
Athletics Web Site:.....www.tarheelblue.com

## North Carolina A&T

Game 32  
Taylor Field  
April 4 ... 7:00

### General Information

Location:.....Greensboro, N.C.  
Enrollment:.....11,348  
Interim Chancellor:.....Dr. Lloyd V. Hackley  
Director of Athletics:.....Delores "Dee" Todd  
Conference:.....Mid Eastern Athletic  
Nickname:.....Aggies  
Colors:.....Blue and Gold  
Home Field:.....War Memorial Stadium (3,000)

### Baseball Information

Head Coach:.....Keith Shumate  
(Western Carolina, '88)  
Record at NC A&T:.....174-343-2 (13 seasons)  
Career Record:.....Same  
Assistant Coach:.....Austin Love  
Assistant Coach:.....Tim Wilson  
Assistant Coach:.....Eric Estep  
Baseball Office Phone:.....(336) 334-7371  
2006 Overall Record:.....22-36  
MEAC:.....6-12 (6th)  
Postseason:.....MEAC Tournament  
Lettermen Returning/Lost:.....16/10  
Starters Returning/Lost: 8/1 position, 3/1 pitching

### Baseball Information

Baseball Contact:.....Brian Holloway  
SID Office Phone:.....(336) 334-7141  
Press Box Phone:.....(336) 334-7405  
SID Fax:.....(336) 334-7181  
Email:.....bmhollow@ncat.edu  
Athletics Web Site:.....www.ncataggies.com

## UNC-Asheville

Games 4, 5 & 6  
Taylor Field  
February 16 ... 3:00  
February 17 (DH) ... 12:00

### General Information

Location:.....Asheville, N.C.  
Enrollment:.....3,500  
Chancellor:.....Dr. Anne Ponder  
Director of Athletics:.....Janet Cone  
Conference:.....Big South  
Nickname:.....Bulldogs  
Colors:.....Royal Blue and White  
Home Field:.....Justice Center (1,100)

### Baseball Information

Head Coach:.....Willie Stewart (UNC-Asheville, '00)  
Record at UNC-A:.....39-77 (two seasons)  
Career Record:.....Same  
Assistant Coach:.....Tim Perry  
Assistant Coach:.....Matt Reid  
Assistant Coach:.....Bob Fenn  
Baseball Office Phone:.....(828) 251-6920  
2006 Overall Record:.....28-35  
Big South:.....10-14 (sixth, tournament champions)  
Postseason:.....Clemson, S.C. Regional (0-2)  
Lettermen Returning/Lost:.....18/7  
Starters Returning/Lost: 8/0 position, 3/1 pitching

### Sports Information

Baseball Contact:.....Everett Hutto  
SID Office Phone:.....(828) 251-6931  
Press Box Phone:.....N/A  
SID Fax:.....(828) 251-6386  
Email:.....ehutto@unca.edu  
Athletics Web Site:.....www.uncbulldogs.com

## UNC-Wilmington

Games 23 & 53  
March 20, Wilmington, N.C. ... 7:00  
May 15, Taylor Field ... 7:00

### General Information

Location:.....Wilmington, N.C.  
Enrollment:.....12,000  
Chancellor:.....Dr. Rosemary DePaolo  
Director of Athletics:.....Mike Cappacio  
Conference:.....Colonia Athletic Association  
Nickname:.....Seahawks  
Colors:.....Teal (Green), Blue and Gold  
Home Field:.....Brooks Field (3,500)

### Baseball Information

Head Coach:.....Mark Scalf (UNCW, '80)  
Record at UNCW:.....483-392 (15 seasons)  
Career Record:.....Same  
Assistant Coach:.....Randy Hood  
Assistant Coach:.....Scott Jackson  
Assistant Coach:.....Heath Altman  
Baseball Office Phone:.....(910) 962-3570  
2006 Overall Record:.....42-22  
Colonial Athletic:.....17-13 (fifth, tournament champions)  
Postseason:.....Chapel Hill, N.C. Regional (1-2)  
Lettermen Returning/Lost:.....16/12  
Starters Returning/Lost: 5/4 position, 2/2 pitching

### Sports Information

Baseball Contact:.....Tom Riordan  
SID Office Phone:.....(910) 962-4099  
Press Box Phone:.....(910) 395-5141  
SID Fax:.....(910) 962-3686  
Email:.....riordant@uncw.edu  
Athletics Web Site:.....www.uncwports.com

## North Carolina State

Games 48 & 49  
Raleigh, N.C.  
May 4 ... 7:00  
May 5 ... 2:00

### General Information

Location:.....Raleigh, N.C.  
Enrollment:.....29,957  
Chancellor:.....Dr. James L. Oblinger  
Director of Athletics:.....Lee Fowler  
Conference:.....Atlantic Coast  
Nickname:.....Wolfpack  
Colors:.....Red and White  
Home Field:.....Doak Field (2,500)

### Baseball Information

Head Coach:.....Elliot Avent (VCU, '83)  
Record at NCSU:.....378-235 (10 seasons)  
Career Record:.....603-446 (18 seasons)  
Assistant Coach:.....Chris Hart  
Assistant Coach:.....Tom Holliday  
Assistant Coach:.....Chris Roberts  
Baseball Office Phone:.....(919) 513-3613  
2006 Overall Record:.....40-23  
ACC:.....16-13 (third, Atlantic Division)  
Postseason:.....Austin, Texas Regional (2-2)  
Lettermen Returning/Lost:.....17/15  
Starters Returning/Lost:.....3/9 position, 4/1 pitching

### Sports Information

Baseball Contact:.....Bruce Winkworth  
SID Office Phone:.....(919) 515-2102  
Press Box Phone:.....(919) 515-7643  
SID Fax:.....(919) 515-2893  
Email:.....bruce\_winkworth@ncsu.edu  
Athletics Web Site:.....www.gopack.com

## North Florida

Games 50, 51 & 52  
Taylor Field  
May 11 (DH) ... 4:00  
May 12 ... 1:00

### General Information

Location:.....Jacksonville, Fla.  
Enrollment:.....15,420  
President:.....John Delaney  
Director of Athletics:.....Dr. Richard Gropper  
Conference:.....Atlantic Sun  
Nickname:.....Ospreys  
Colors:.....Navy Blue & Gray  
Home Field:.....Harmon Stadium (1,000)

### Baseball Information

Head Coach:.....Dusty Rhodes  
(Florida Southern, '69)  
Record at UNF:.....802-332 (19 seasons)  
Career Record:.....1,106-449 (27 seasons)  
Assistant Coach:.....Bob Shepherd  
Assistant Coach:.....Greg Labbe  
Assistant Coach:.....Theron Todd  
Student Assistant Coach:.....Brian Fleetwood  
Baseball Office Phone:.....(904) 620-1556  
2006 Overall Record:.....34-21  
Atlantic Sun:.....20-10 (second)  
Postseason:.....Ineligible  
Lettermen Returning/Lost:.....19/15  
Starters Returning/Lost: 5/4 position, 1/3 pitching

### Sports Information

Baseball Contact:.....Tom Strother  
SID Office Phone:.....(904) 620-4026  
Press Box Phone:.....(904) 620-1902  
SID Fax:.....(904) 620-2821  
Email:.....tstrothe@unf.edu  
Athletics Web Site:.....www.unfospreys.com

## Seton Hall

Games 11, 12 & 13  
Taylor Field  
March 2 ... 3:00  
March 3 (DH) ... 1:00

### General Information

Location:.....South Orange, N.J.  
Enrollment:.....5,200  
President:.....Monsignor Robert Sheeran  
Director of Athletics:.....Joseph A. Quinlan, Jr.  
Conference:.....The Big East  
Nickname:.....Pirates  
Colors:.....Blue and White  
Home Field:.....Owen T. Carroll Field (1,800)

### Baseball Information

Head Coach:.....Rob Sheppard  
Record at SHU:.....51-102-1 (four seasons)  
Career Record:.....Same  
Assistant Coach:.....Phil Cundari  
Assistant Coach:.....Charlie Killeen  
Assistant Coach:.....Jim Duffy  
Baseball Office Phone:.....(973) 761-9557  
2006 Overall Record:.....17-34  
Big East:.....7-20  
Postseason:.....None  
Players Returning/Lost:.....24/8  
Starters Returning/Lost: 8/1 position, 3/1 pitching

### Sports Information

Baseball Contact:.....Dayna Johnson  
SID Office Phone:.....(973) 761-9493  
SID Fax:.....(973) 761-9675  
Email:.....johnsondd@shu.edu  
Athletics Web Site:.....www.shupirates.com

## Stetson

Games 37, 38 & 39  
Taylor Field  
April 13 (DH) ... 4:00  
April 14 ... 1:00

### General Information

Location:.....DeLand, Fla.  
Enrollment:.....2,300  
President:.....Dr. H. Douglas Lee  
Director of Athletics:.....Jeff Altier  
Conference:.....Atlantic Sun  
Nickname:.....Hatters  
Colors:.....Hunter Green and White  
Home Field:.....Melching Field at Conrad Park (2,500)

### Baseball Information

Head Coach:.....Pete Dunn (Stetson, '72)  
Record at Stetson:.....1,002-604-3 (27 seasons)  
Career Record:.....Same  
Assistant Coach:.....Garrett Quinn  
Assistant Coach:.....Mitch Markham  
Assistant Coach:.....Rusty Beale  
Baseball Office Phone:.....(386) 822-8106  
2006 Overall Record:.....38-24  
A-Sun:.....16-14 (fourth, tournament champions)  
Postseason:.....Atlanta, Ga. Regional (0-2)  
Lettermen Returning/Lost:.....14/9  
Starters Returning/Lost: 4/5 position, 2/2 pitching

### Sports Information

Baseball Contact:.....Brian Petrotta  
SID Office Phone:.....(386) 822-8100  
Press Box Phone:.....(386) 736-7360  
SID Fax:.....(386) 822-8132  
Email:.....bpetrott@stetson.edu  
Athletics Web Site:.....www.stetson.edu/athletics



## TAYLOR FIELD

Since the late 1940's, Taylor Field has been the home of Campbell baseball, but the Taylor Field that hosts the Fighting Camels at the turn of the century is a far cry from that on which they play today. Long praised for having one of the best playing surfaces in the state, the facilities that surround the grounds have been much improved over the last six years.

Upgrades have included the installation of lights to allow for night play and less missed classes for the Camels and their opponents. A new scoreboard, refurbished press box, improved batting cages, bullpen areas and new dugouts and spectator seating have also been added during the last 10 years. Just three seasons ago, foul screens, which includes a low brick wall at the base and four flag poles were added. The latest addition to Taylor Field includes a brand new scoreboard in right field shortly before the 2006 season. It replaced the previous scoreboard which dated back to the 1989 season.

The facility was named in honor of Herbert B. Taylor, an avid supporter of Campbell athletics and friend of Leslie Campbell. Taylor, a former Campbell trustee, was a huge supporter of baseball in the Harnett County area. He organized the Knee Pants Baseball League and received national acclaim when the President of the United States wrote him a personal letter commending his work in this field. Each year, the Taylor Award is presented to the top returning player on the Campbell baseball team.

Taylor Field's dimensions are 337 down the left field line, 368 in the left-center gap, 395 to center, 375 to the right-center gap and 328 down the right field line.

The site hosted the Big South Conference Tournament in 1985, 1987 and 1988. It also was home to the North State Summer League Tournament which included North Carolina, N.C. State, UNC Wilmington, East Carolina as well as Campbell in 1981 and 1982.



## The Willard B. Harris Training Facility

Inspired by the Los Angeles Dodgers Spring Training Camp in Vero Beach, Florida, Campbell University's Baseball Training Center will provide additional training and development opportunities to those athletes who desire to excel.

The heated building provides space and equipment for supplemental pitching and batting practice for players who, on their own time, desire to further their capabilities. The outdoor pitching and practice infield area permits further development of individual skills.

From a team standpoint, the heated indoor facility offers a site for pre-season and in-season training during inclement weather. These facilities are expected to enhance pitching and hitting capabilities of team members and supplement general practices and scheduled games.


Featured in the facility are three full-length batting cages, which can be utilized for specialized drills or to face live pitching. These cages can be rolled back to make room for various other drills and activities such as pitching or defense specific work. Lining the walls of the hitting facility are several different weightlifting and cardiovascular machines. The facility is not only utilized by the Campbell baseball team, but also the softball, track and cheerleading teams.

A native of Warrenton, N.C. and resident of Martinsville, Va., Willard B Harris is a long-time benefactor of Campbell University

After graduating from John Graham High School in Warrenton, Harris enrolled in college on a baseball scholarship, but a draft notice and subsequent arm injury ended his playing career. He enrolled at Campbell and was a quarterback on its 1948 conference champion football team.

He graduated from the University of North Carolina at Chapel Hill where he received a Bachelor of Science degree and a master's degree.

Harris retired as Vice President/Finance of Tultex Corporation of Martinsville, Va., a sweatshirt manufacturer. He was honored by Campbell in 1987 with the Distinguished Alumni Award.





adidas is the official supplier of Campbell University Athletics



# CAMPBELL BASEBALL HIGHLIGHTS

- Campbell's baseball history stretches back to the institution's junior college days. Since attaining senior college status, the Fighting Camels diamond squads have won 814 games entering the 2007 season.
- At least 43 of Campbell's baseball players have been drafted or signed contracts with professional organizations, with seven Fighting Camels reaching the major leagues. Two Camels were drafted following the 2000 season, Daniel Hall in the 15th round and Byron Batson in the 42nd round, both by the Milwaukee Brewers.
- Two former Camels won the coveted Cy Young Award as the top pitcher in Major League Baseball. Jim Perry won the 1970 award after compiling a 24-12 record and a 3.03 earned run average with the Minnesota Twins. Jim's brother, Gaylord, became the first pitcher ever to win the Cy Young in both leagues. He claimed the 1972 American League Cy Young while with the Cleveland Indians and won the 1978 National League honor as a member of the San Diego Padres. The Perry brothers rank as the second winningest sibling pitching combination in Major League history with 529 wins from 1959-82.
- Gaylord Perry, who won 314 Major League games, was inducted into the Baseball Hall of Fame in 1991.
- Calvin Koonce won junior college All-American honors for the Camels in 1960. He then went on to a 10-year major league career, including World Series championship with the 1969 New York Mets.
- Koonce returned to Buies Creek in 1980 as head coach and over the next seven seasons, became the winningest coach in Fighting Camel baseball history. Koonce's teams amassed a 174-123-1 (.586) record and his 1985 and 1986 squads enjoyed the school's first 30-win seasons. The 1986 Big South Coach of the Year, Koonce passed away on October 28, 1993 after a four-year battle with cancer.
- The 1985 squad led the nation in home runs per game (2.21) by clouting 106 round-trippers in 49 contests.
- On March 30, 1985, freshman outfielder Henry Rochelle set an NCAA Division I record by hitting five home runs in a 38-0 win over Radford at Taylor Field. Rochelle went 8-for-8 on the day, scored eight runs and drove in 10. He established new NCAA records for most homers and total bases (23) in a game and tied the NCAA mark for runs scored. The mark stood until May 9, 1999 when Marshall McDougall of Florida State hit six home runs against Maryland.
- In June 1986, John Posey became Campbell's highest draft pick ever when he was selected by the Baltimore Orioles in the second round of the annual June draft. Posey left CU with career records for highest batting average (.401), most home runs (50) and RBI (165) in just three seasons.
- In 1988, Kenny Milton was named Third-Team GTE Academic All-America. Kent Cox matched the feat in 1995 by earning Third-Team Academic All-America honors.
- The Fighting Camels won the 1988 Big South Conference Tournament with a 17-0 triumph over Baptist in the title game at Conway, South Carolina. CU tied a school record with 32 wins.
- Freshman right-hander LaGrande Russell tossed the first no-hit game by a Camel on the Division I level on Apr. 29, 1989 when he blanked Augusta College in a seven-inning game played at Fayetteville, North Carolina.
- Campbell made an improbable run to the 1990 Big South Conference Championship and earned the league's automatic berth to the NCAA Regionals. After finishing the regular season 11-31, CU swept through the Big South tourney in four games and went on to face top-ranked Stanford and Southern Illinois in the NCAA West I Regional at Palo Alto, California.
- Junior catcher J.C. Hendrix was named Big South Player of the Year in 1991 after ranking fourth nationally in hitting with a school record .464 batting average.
- Campbell began play in the Trans America Athletic Conference in the 1994-95 academic year (renamed the Atlantic Sun in June 2001).
- Kent Cox ended his career in 1996 with school records for most hits (269), games (207) and at-bats (774). Cox is tied for seventh in school history with a .348 career average.
- In 1998, William McLean became the third Camel to earn GTE Academic All-American honors in a decade.
- In 1999, Wes Hepler was named Honorable Mention Freshman All-America by Collegiate Baseball after he posted a 6-2 won-lost record and 4.57 ERA.
- Campbell was represented on the GTE Academic All-District 3 Baseball team for the sixth consecutive year when first baseman Mike Campbell was selected in 1999.
- In 2000, the Camels advanced to the championship game of the TAAC Tournament. CU recorded four wins over nationally-ranked teams that season. Chip Smith was named TAAC Coach of the Year.
- In 2000, Nic Carter was named Honorable Mention Freshman All-America by Collegiate Baseball after he batted .300 with 24 RBI and 13 stolen bases.
- In 2001, The Camels recorded the most wins in school history (33). CU set a new school-record for conference wins (17) and stolen bases (104). Wes Hepler set a single season school-record for wins in a season (11). Four Fighting Camels received All-Conference honors.
- In 2001, Rob Finch was named Honorable Mention Freshman All-America by Collegiate Baseball after posting a 4-4 record and a 4.57 ERA.
- On May 10, 2002, CU defeated Samford 9-8, giving Chip Smith his 175th coaching win at Campbell to pass Calvin Koonce as the school's all-time winningest head coach.
- In 2002, Nic Carter was selected in the fourth round of the Major League Baseball draft by the Milwaukee Brewers. In just three years, Carter set the school record for career triples (15) and stolen bases (76).
- In 2003, Derek Barrows was drafted in the 30th round of the Major League Baseball draft by the San Francisco Giants. Barrows was the 10th player under former coach Chip Smith's watch to be drafted or sign a professional contract.
- In 2005, Mike Priest was named to the ESPN The Magazine / Academic All-America University Division Baseball second-team as voted on by the College Sports Information Directors of America (CoSIDA). Priest maintained a 3.90 GPA while majoring in biology / pre-med.
- On Feb. 19, 2005 Campbell swept Ohio in a double-header to give former coach Chip Smith 400 wins in his collegiate coaching career.
- In 2006 Mike Priest ended a decorated career by earning ESPN The Magazine / Academic All-America University Division Baseball first team honors. Priest ended his three year stint with the Camels by setting the single season record for hits (90) while posting a 3.9 GPA studying biology / pre-med.



# STUDENT-ATHLETE TRAINING, CONDITIONING & SUPPORT

## Athletic Training

Campbell University student-athletes have access to one of the finest sports medicine care programs in North Carolina. CU's Athletic Training staff offers all Fighting Camel student-athletes the best available medical care for athletic injuries. They design and implement programs to prevent, manage and treat athletic injuries. They also supervise injury rehabilitation programs that are designed to return the athlete to athletic activity as quickly and safely as possible. The athletic training services program is directed by head athletic trainer Dave Hammons, MEd., ATC/LAT and assistant athletic trainer Catherine Simonson, MA, ATC and two athletic training interns. In addition, the staff also provides the education to more than 35 students majoring in athletic training. These students are enrolled in a challenging academic major that not only requires that they make the grade in the classroom but also must excel in real-life situations. The education program is directed by Dr. Mary Jones. The Athletic Training staff also works closely with Dr. Chris Stewart, M.D., and Mr. Jerry Brennehan, P.A., of Campbell University Student Health Services and team physicians, Dr. Kurt Ehlert and Dr. Bill Hage of Orthopedic Sports Medicine Associates of Raleigh to provide quality physician services to student-athletes. Other allied health care needs available within the athletic training services program include optometry, dentistry, chiropractic and sports massage.

## Strength and Conditioning

The Campbell University strength and conditioning facilities are located inside Carter Gymnasium and the Willard B. Harris Training Center.

Although specific strength and conditioning programs are designed for each sport, the basic goal is the same - to help athletes increase their full potential in all areas of fitness: strength, speed, flexibility and stamina.

Workouts are designed and supervised by David Johnston, who is in his second year as the director of Campbell's strength and conditioning program.

To assist in the student-athlete's routines, the improved facilities are stocked with a wide array of free weights, stationary plate-loaded machines and a strong amount of aerobic machines.

Members of each of CU's 19 varsity teams meet on a weekly basis, with some teams training and preparing for competition several times a week.

Campbell's strength and conditioning program has an ultimate goal of achieving the maximum potential, in order to better prepare student-athletes in competition.

## Student-Athlete Support Program

The Campbell Athletics Department is committed to academic excellence and to promoting student-athlete welfare through the broad-based Student-Athlete Support Program. Under the guidance of Dr. Debbie Snell, Assistant Athletic Director for Compliance and Academic Services, programs are available that provide opportunities for student-athletes to grow academically, socially, spiritually, emotionally and physically.

The Student-Athlete Support Program was created to assist student-athletes with a number of issues ranging from the development of personal responsibility and educational goals to addressing personal and social problems that are unique to the Division I student-athlete.

Some of the services offered through the Student-Athlete Support Program are the Individual Study Plan program, tutorial sessions, study halls, one-on-one academic advising, Student-Athlete Advisory Committee, NCAA Life Skills and other academic support services.

The Academic Support Center is the focal point of the program. The

center is open seven days a week with flexible hours designed to accommodate the busy schedule of a student-athlete. The center has been designed to serve as an optimal learning environment, while providing the student-athlete with all the tools necessary to achieve academic success.

The center is equipped with several computer work stations, individual study carels, and areas for monitored group study and tutorial work. Tutorial sessions of different subject areas are provided several times a week for the student-athletes. The center provides the student-athlete with a convenient place to study, either individually or in a group setting, where his or her progress can be supervised.

The Student-Athlete Advisory Committee is comprised of members of the 19 varsity sport programs at Campbell who are nominated by their head coaches. The group was organized to facilitate communication and involvement between student-athletes and administrators and to better integrate athletes into the general student body.

As a branch of the SAAC, the Camels CARE Team is comprised of student-advisory members, whose mission is to develop ways to increase university representation in community service activities. Proposed committee activities include: Special Olympics, "Adopt-a-Grandparent," tutoring services for local grade schools, the Big Brother/Big Sister organization and a speakers bureau.

To these young adults, athletics becomes more than an end in itself, but rather a means by which they may fully develop their character, and in the process, make a positive impact on the world around them.



*Dr. Debbie Snell*



*Dave Hammons*



*David Johnston*



## SURROUNDING THE CREEK



Major recording artists such as the Dave Matthews Band, Coldplay, Rod Stewart, Tim McGraw, Jimmy Buffett, Kenny Chesney and Tom Petty have performed recently at the Alltel Pavilion.



Raleigh Capitol Square



Raleigh Skyline

Campbell University is located in the small town of Buies Creek. The Campus is situated approximately half-way between Raleigh (30 miles south) and Fayetteville (28 miles north) in the Cape Fear Region of North Carolina.

### Raleigh Facts:

- Capital of North Carolina
- Population: over 300,000
- Home to the Alltel Pavilion at Walnut Creek and the North Carolina State Fair (Oct.)
- RDU International Airport takes flights from 12 different airlines

### Fayetteville Facts:

- Nickname is All-American City
- Sixth largest city and fourth largest metropolitan area in the state
- Population: 300,000 – including Fort Bragg Army Base and Pope Air Force Base

### Fort Bragg Facts:

- Formed as Camp Bragg in 1918
- Home to the famed 82nd Airborne Division and the U.S. Army Special Operations Command
- 42,000 soldiers station at Fort Bragg

### Distance from the Creek:

- |                        |            |
|------------------------|------------|
| • Raleigh              | 35 minutes |
| • Fayetteville         | 35 minutes |
| • RDU Airport          | 45 minutes |
| • Wrightsville Beach   | 2 hours    |
| • Grandfather Mountain | 4 hours    |
| • Charlotte            | 3 hours    |



The RBC Center – a state-of-the-art arena located in western Raleigh – is home to the NHL's Carolina Hurricanes, N.C. State men's basketball, and numerous indoor concerts, circuses and trade shows each year.

# ATLANTIC SUN CONFERENCE

## History

Founded September 19, 1978, the Atlantic Sun Conference has operated over a quarter century in the ever-changing landscape of intercollegiate athletics with a consistent commitment to its Constitutional Mission to "assist its member institutions in the maintenance of programs of intercollegiate athletics which are compatible with the highest standards of education and competitive sports." Formerly known as the Trans America Athletic Conference, the A-Sun changed its name in June of 2001 and introduced a new visual identity that distinguishes the league.

Bill Bibb became the A-Sun's third full-time commissioner when he took the reigns in October of 1991. Bibb followed Lou McCullough (1983-91) and Bob Vanatta (1979-83). The A-Sun office has been in Macon, Georgia, since April, 1992, after relocating from Athens, Georgia (1983-1992). The first office was located in Shreveport, Louisiana (1979-1983).

## Academic Excellence

The Atlantic Sun Conference continues to prove that it excels both athletically and academically. In 2005-06, more than 50 percent of the conference's student-athletes who participated during the season earned all-academic honors. For the spring season alone, 52.2 percent of student-athletes in the A-Sun were honored, as compared to 50.0 percent during the fall, giving the conference a 51.4 percent total.

This marks the third consecutive year that the A-Sun has surpassed the 50 percent total. Belmont University won the A-Sun All-Academic Trophy for the fifth consecutive year. The award is given annually to the conference school with the greatest percentage of student-athletes receiving all academic honors. The Nashville school finished with 65.1 percent of all student-athletes earning the honor. For the fourth consecutive year, women's cross country had the highest rate of student-athletes earn all-academic, as 66.7 percent (92 of 138) were honored, with women's golf placing second at 64.6 percent. Four women's cross country and four women's soccer teams received All-Academic national recognition from their respective coaches associations.

Mercer's Will Emerson earned A-Sun Student-Athlete of the Year for the second consecutive year and academic All-America on the men's basketball first team. On the women's side, ETSU women's soccer standout Erin Ashton was voted A-Sun Student-Athlete of the Year. Both received NCAA Postgraduate Scholarships.

The bar for academic excellence in the league was set in 2003-04 as Belmont broke its own single-season conference mark with 71.4% of

its athletes earning All-Academic honors (152 of 213). A record 52.8 percent of all A-Sun athletes earned all-academic honors that year.

## Athletic Excellence

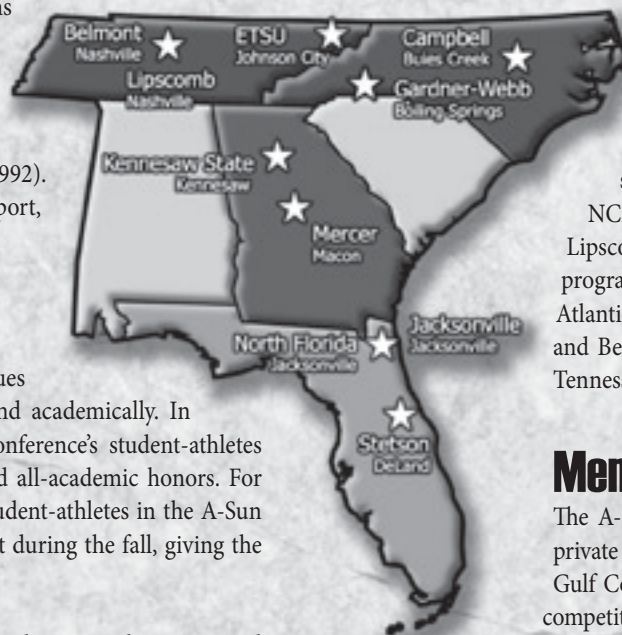
The A-Sun has continually matched its classroom achievement with success on the playing fields. Over the past eight-plus years, the A-Sun has posted NCAA wins in each of the team sports that it sponsors. For the seventh straight season the A-Sun advanced multiple teams to the NCAA Baseball Championship, with tournament champion Stetson and regular season champion Jacksonville receiving bids in 2006. The A-Sun also sent multiple teams to the NCAA men's golf championship

for the fourth straight season in 2006 as Top-15 ranked ETSU joined A-Sun champ Jacksonville at NCAA Regionals. The A-Sun received multiple postseason berths in men's basketball for the third time in five seasons as Belmont made their first

NCAA Championship appearance and Lipscomb earned an NIT bid. The women's programs matched the men as Florida Atlantic faced LSU in the NCAA Tournament and Belmont traveled to Volunteer State rival Tennessee Tech for a WNIT game.

## Membership

The A-Sun is a blend of the southeast's finest private and most dynamic state schools. Florida Gulf Coast and USC Upstate will enter league competition in 2007-08.



Belmont Bruins  
Campbell Camels  
East Tennessee State Buccaneers  
Florida Gulf Coast Eagles  
Gardner-Webb Bulldogs  
Jacksonville Dolphins  
Kennesaw State Owls  
Lipscomb Bisons  
Mercer Bears  
North Florida Ospreys  
USC Upstate Spartans  
Stetson Hatters

Nashville, Tenn.  
Buies Creek, N.C.  
Johnson City, Tenn.  
Fort Myers, Fla.  
Boiling Springs, N.C.  
Jacksonville, Fla.  
Kennesaw, Ga.  
Nashville, Tenn.  
Macon, Ga.  
Jacksonville, Fla.  
Spartanburg, S.C.  
DeLand, Fla.

With outstanding achievement in academics and athletics, the A-Sun ranks as one of the country's top all-around collegiate athletic conferences. In addition to great schools, the A-Sun boasts some of the nation's top destination areas and media markets. With Atlanta and Fort Myers, Nashville and the Tri-Cities, Jacksonville and Raleigh/Durham, the Atlantic Sun offers the best of the southeastern United States.