

EARN IT



2019 CALIFORNIA GOLDEN BEARS RECORD BOOK





TABLE OF CONTENTS

Media Info.....	1
2018 Year In Review	12
Records	42
History.....	70
This Is Cal	120



2019 PRESEASON CALIFORNIA FOOTBALL NOTES

2019 SCHEDULE

- Cal will play six home games at California Memorial Stadium in 2019 including four Pac-12 contests. The Golden Bears will host UC Davis (Aug. 31) and North Texas (Sept. 14) in non-conference action followed by Arizona State (Sept. 27), Oregon State (Oct. 19), Washington State (Nov. 3) and USC (Nov. 10) in Pac-12 games. Cal's lone non-conference road game is at Ole Miss (Sept. 21) while the Bears visit Washington (Sept. 7), Oregon (Oct. 5), Utah (Oct. 26), Stanford (Nov. 23) and UCLA (Nov. 30) for Pac-12 road contests.
- Cal will play 11 of its 12 regular-season games on Saturdays with the lone exception against Arizona State on a Friday.

2018 SEASON REVIEW

- Cal is coming off a 2018 season in which the Golden Bears reached their first bowl game and posted a winning record (7-6) both for the first time since 2015, while also playing in their first Pac-12 affiliated bowl since 2011 at the Cheez-It Bowl. The 2018 season included signature wins over Pac-12 champion and then No. 15/13 Washington and at USC. The Bears reached a high point of 7-4 overall after winning four of five Pac-12 contests at one point. Cal also started the season with a 3-0 mark and in Week 5 made its first appearance since 2015 in the AP Top 25 at No. 24.

JUSTIN WILCOX IN THIRD SEASON IN 2019

- Justin Wilcox is in his third season as the head football coach at Cal in 2019 and signed a new five-year contract just after the 2018 regular season that extends him through the 2023 campaign.
- Wilcox is 12-13 overall after two seasons at Cal with a 7-6 record in 2018 after a 5-7 mark in his first campaign in 2017.

EVAN WEAVER PRESEASON ALL-AMERICAN

- ILB Evan Weaver leads the way early on in awards with his 2019 preseason All-American honors from Athlon (first team) and Sports Illustrated (second team). Weaver is the first Cal player to earn first-team preseason honors since Jahvid Best in 2009.
- Weaver has played in 36 of 37 possible games with 17 starts since his arrival at Cal in 2016 and posted career totals of 230 tackles, 13.0 tackles for loss (-52 yards), 6.0 sacks (-35 yards), two interceptions that he has returned for 47 yards and one touchdown on a career-long 37-yard return against Washington as a 2018 junior, eight pass breakups and one quarterback hurry.
- Weaver is Cal's active career leader in tackles and will begin the 2019 campaign 29 shy of reaching the school's all-time top 10 list.
- Weaver is the nation's leading returning tackler in 2019 after recording career highs of 159 tackles to rank tied for second on Cal's all-time single-season list, 9.5 tackles for loss (-42 yards), 4.5 sacks (-28 yards), two interceptions that he returned for 47 yards and his lone career touchdown against Washington, six pass breakups and one quarterback hurry as a 2018 junior while playing in and starting all 13 games for the first time in his career.

SECONDARY LEADS ONE OF NATION'S TOP DEFENSES

- Cal ranked in the top 10 nationally and paced the conference in 2018 in interceptions (21, No. 2 NCAA), defensive touchdowns (5, No. T4 NCAA), turnovers gained (28, No. 6T NCAA) and passing yards allowed (175.1 ypg, No. 9 NCAA).
- Cal's secondary is ranked among the top eight in the nation in the preseason by three different media outlets. Phil Steele lists the unit second, while the Golden Bears are ranked fourth nationally according to Athlon and eighth by Lindy's.
- Cal's secondary features four players that have been garnered with All-Pac-12 honors during the 2019 preseason including first-team pick S Ashtyn Davis (Athlon), as well as second-teamers CB Camryn Bynum (Athlon, Phil Steele) and S Jaylinn Hawkins (Athlon, Lindy's), and third-teamer CB Elijah Hicks (Phil Steele).
- Davis had the top honors among the team's defensive backs in 2018 with first-team selections from AP, Athlon and Pro Football Focus, while Bynum was a second-team choice of AP and Athlon.
- Davis, who has played in 37 career games with 22 starts, had career highs of 56 tackles, 1.5 tackles for loss, four interceptions that he returned for 59 yards and one touchdown, five pass breakups, nine passes defended and one fumble recovery as a junior, while he has career defensive totals of 114 tackles, 1.5 tackles for loss, and five interceptions that he has returned for 90 yards and one touchdown. Davis, who is also a candidate for the Paul Hornung Award as the nation's most versatile player, has added 63 career kick returns for 1455 yards and racked up 1545 all-purpose yards.
- Bynum has started all 25 Cal games over the last two seasons at cornerback and has posted career numbers of 106 tackles, four interceptions, 18 pass breakups and 22 passes defended. He recorded a career-high 10 pass breakups and 2.5 tackles for loss as a 2018 sophomore, while his two interceptions equaled the two he had as a 2017 redshirt freshman.
- Hawkins has played in 37 games with 26 starts over the last three seasons and contributed 102 tackles, 5.0 tackles for loss, seven interceptions (Cal's active career leader) that he has returned 61 yards, five pass breakups and 12 passes defended, one forced fumble and seven kick returns for 82 yards over the last three seasons. Hawkins led the Pac-12 in total interceptions (6) and interceptions per game (0.5) in 2018 while ranking tied for third and tied for fifth nationally, picking up three against TCU to earn Cheez-It Bowl Defensive Player of the Game and Sports Illustrated All-Bowl Team honors.
- Hicks has played in all 25 games possible with 18 starts over the last two seasons and posted career totals of 69 tackles, 7.0 tackles for loss, one interception that he returned 34 yards for a touchdown at Colorado as a 2018 sophomore, five pass breakups, six passes defended and two forced fumbles
- Traveon Beck (33 games, 4 starts, 59 tackles, 2.0 TFL, 1 FF, 3 INT, 4 PBU, 7 PD) and Josh Drayden (35 games, 4 starts, 55 tackles, 2 INT-1TD, 8 PBU, 10 PD, 3 QBH) also have significant career numbers and are expected to be major contributors in 2019.

NATIONAL LEVEL PRESEASON RECOGNITION

- In addition to being the first Cal player to earn preseason first-team All-American recognition since Jahvid Best in 2009, Weaver is also on watch lists for the Lott IMPACT Trophy and Chuck Bednarik Award for the honors awarding the nation's top defensive player.
- Marcel Dancy is Cal's nominee for the Allstate AFCA Good Works Team® honoring community service efforts. Dancy is a volunteer coach for the Oakland Dynamites youth football and cheer squad.
- Michael Saffell is Cal's nominee for the Wuerffel Trophy honoring student-athletes for academics, athletics and community service. Saffell is serving as the lead ambassador for the Patrick Laird Reading Challenge in 2019.
- Many additional watch lists are scheduled to be announced following the July 15 deadline for the Cal football information guide.

LINEBACKERS UNIT ALSO RECEIVING NATIONAL ATTENTION

- Athlon and Phil Steele both have Cal's linebackers ranked among the nation's top units in the preseason with the group checking in at No. 7 according to Athlon and No. 8 by Phil Steele.
- OLB/DE Tevin Paul is the returning linebacker other than ILB Evan Weaver coming off the most notable season at the position as he posted 44 tackles, a team-high-tying 11.0 tackles for loss, 2.0 sacks, two pass breakups and three quarterback hurries in 2018.
- Paul and incoming ILB Kuony Deng were the other players to join Weaver in receiving preseason honors with Paul a second-team preseason All-Pac-12 pick of Lindy's and fourth-team selection of Athlon while Deng picked up a fourth-team nod from Phil Steele.
- OLB Cameron Goode returned to the field in the spring of 2019 after back-to-back season-ending injuries. Goode played one game in 2018, returning an interception for a touchdown against North Carolina. As a 2017 redshirt freshman, he started each of the first nine games and contributed 46 tackles, 5.5 tackles for loss, 1.5 sacks, one interception that he returned for a touchdown against Ole Miss, three pass breakups and one forced fumble.

PRESEASON ALL-PAC-12 PICKS

- Cal has had 10 players selected as preseason All-Pac-12 picks in DE Luc Bequette, CB Camryn Bynum, P Stephen Coutts, OL Jake Curhan, S/RET Ashtyn Davis, ILB Kuony Deng, S Jaylinn Hawkins, CB Elijah Hicks, OLB/DE Tevin Paul and ILB Evan Weaver.
- Weaver leads the way as a first-team selection of Athlon, Lindy's, Phil Steele and Street & Smith's, while Coutts (Athlon) and Davis (Athlon) also garnered first-team recognition with Davis' honor as a safety.
- Second-team selections include Bequette (Athlon), Bynum (Athlon, Phil Steele), Davis (Athlon, Phil Steele), Hawkins (Athlon, Lindy's) and Paul (Lindy's) with Davis' honors as a kick returner.
- Third-team picks include Bequette (Lindy's, Phil Steele), Coutts (Phil Steele), Davis (Lindy's), Hicks (Phil Steele) with Davis' honor as a safety.
- Fourth-team preseason All-Pac-12 selections include Curhan (Athlon, Phil Steele), Deng (Phil Steele) and Paul (Athlon).

BEQUETTE LEADS DEFENSIVE LINE

- DE Luc Bequette has the most impressive numbers among the team's defensive linemen having played in 29 games over the last three campaigns and starting all 25 over the past two with career totals of 78 tackles, 8.5 tackles for loss, 7.0 sacks, one pass defended, two forced fumbles, one fumble recovery, three quarterback hurries and one blocked kick.
- Bequette was a third-team All-Pac-12 selection of Phil Steele and an honorable mention All-Pac-12 choice of the league's coaches as a 2018 junior when he contributed career highs of 49 tackles, 6.5 tackles for loss, a team-high-tying 5.0 sacks, one pass breakup, two quarterback hurries and two fumble recoveries, as well as his first career blocked kick on an Idaho State extra-point attempt.

STARTERS RETURNING ALL OVER THE FIELD ON DEFENSE

- Cal has a total of 12 players on the defensive side of the ball on its 2019 roster that have combined to start 165 career games including 94 of a possible 143 starts in 2018. The list includes CB Traveon Beck (4 career starts/4 2019 starts), DE Luc Bequette (25/13), CB Camryn Bynum (25/13), S Ashtyn Davis (22/13), CB Josh Drayden (4/2), DE Siulagisipai Fuimaono (1/1), OLB Cameron Goode (10/1), S Jaylinn Hawkins (26/12), CB Elijah Hicks (18/11), DE Zeandae Johnson (2/2), OLB Tevin Paul (10/9) and ILB Evan Weaver (18/13).

CHASE GARBERS ENDS SPRING AS TOP QUARTERBACK

- Head coach Justin Wilcox told media following spring workouts that Chase Garbers ended the spring as their top quarterback although all four signal-callers on the spring roster received reps during team periods in spring ball and will continue to competing for the starting job in the fall.
- The other quarterbacks on the roster include UCLA transfer Devon Modster, San Francisco City College transfer Jack Newman and returnee Robby Rowell (all on the roster in the spring of 2019) and incoming freshman Spencer Brasch.
- Garbers is the only one of the five to have taken a snap for the Golden Bears, playing in 12 games with 10 starts including each of the last seven contests in 2018 when he completed 159-of-260 passes (61.2%) for 1506 yards with 14 touchdown throws and 10 interceptions for a 119.89 passer efficiency rating. Garbers added 98 rushes for 420 yards (both second on the team) and two rushing touchdowns.
- Modster did not play in a football game in 2018, transferring from UCLA to Palomar College, where he was not a member of the team. Modster played in five games as a redshirt freshman at UCLA in 2017 and completed 51-of-79 passes for 671 yards with four touchdowns and no interceptions for a 152.61 passer efficiency rating while adding 10 rushes for 34 yards and one reception for one yard. He played against Cal in the 2017 season finale, entering the game in the second half after Josh Rosen was injured just before halftime and completing 14-of-18 passes for 191 yards to help lead the Bruins to a 30-27 victory at the Rose Bowl.

OFFENSIVE LINE RETURNS FOUR STARTERS

- The offensive line features four returnees who have combined to start 58 career games. Jake Curhan and Valentino Daltoso have been starters each of the past two seasons. Curhan has started all 25 games at right tackle over the past two campaigns, while Daltoso has played in 23 games with 22 starts (10 at left guard, nine at right guard, three at right tackle). Michael Saffell has also started eight games all at right guard over the last two seasons including the first six in 2018 before suffering a season-ending injury, while Gentle Williams started the final three contests of the 2018 campaign at left guard.
- Will Craig also has significant experience on the offensive line having played in nine games off the bench as a 2018 true freshman.
- The 2018 offense improved by an average of 32.3 rushing yards per contest from its final 2017 number.

MANY NEW FACES AT OFFENSIVE SKILL POSITIONS

- Cal lost 12 offensive players from the 2018 roster that made 86 starts and played in 128 games last season including its top rusher and receiver Patrick Laird as well as five of its top six receivers.
- The four running backs that saw the majority of the spring football reps included Christopher Brown Jr., Marcel Dancy, DeShawn Collins and Alex Netherda. Brown rushed 37 times for 148 yards and one touchdown in 2018 as he spent much of the campaign as the team's second running back behind Laird and took over when Laird was injured in the first half of the Cheez-It Bowl. Dancy played in four games before redshirting and rushed 14 times for 81 yards and one touchdown.

Collins rushed 192 times for 923 yards and 10 touchdowns as a sophomore at San Francisco City College in 2018 while Netherda is a fifth-year senior with one career rush at Cal.

- Jordan Duncan is Cal's most experienced receiver with 37 career receptions for 418 yards and six touchdowns in his first three campaigns with the Bears including career-best numbers of 20 catches for 267 yards and a team-high-tying four scoring grabs in 2018 despite being limited to eight games due to injury. Jeremiah Hawkins has 24 career receptions for 247 yards and one touchdown over two seasons including 16 catches for 177 yards and the score in 2018. Nikko Remigio (11-62), Christopher Brown Jr. (5-31), Marcel Dancy (2-15), McCallan Castles (1-15) and Ricky Walker III (1-8) were the other returnees with receptions in 2018. Gavin Reinwald had 11 receptions for 104 yards as a true freshman in 2017 but redshirted and did not have a catch in 2018.
- Others who have not had a reception in their Cal careers that saw significant playing time during 2019 spring ball included wide receivers Ben Skinner and Monroe Young, and tight ends Jake Tonges and Collin Moore.
- Cal is also expecting incoming transfer wide receivers Trevon Clark (El Camino College) and Kekoa Crawford (Michigan) to contribute immediately.

KICKING GAME MOSTLY INTACT FROM 2018

- Cal will have P Steven Coutts returning after a strong 2018 season when he earned honorable mention All-Pac-12 recognition and was a first-team Pac-12 All-Academic choice. Coutts helped the Golden Bears in the field position game on numerous occasions by leading the nation in trapping opponents inside their 20-yard line 37 times on 72 punts with only two touchbacks. He also forced opponents into 25 fair catches and registered nine punts of 50 or more yards. His 41.4 career punt average is just shy of the school's all-time top-10 list.
- Cal also returns its starting PK Greg Thomas, who made 12-of-17 field goals and all 32 of his extra-point attempts for a team-best 68 points in his first season in the role in 2018.
- Cal will need to replace its starter on kickoffs and long snaps from 2018 with the departures of Chris Landgrebe and Alonso Vera.

COACHING STAFF CHANGES

- Cal has added defensive line coach Andrew Browning in 2019 after the departure of Toni Tuioti who held the position in 2018. Browning spent the 2018 season working with Cal in a quality control role on the defensive side of the ball after being the defensive line coach at UTEP from 2013-17 and on the football staff at Boise State for the previous three campaigns working in quality control (2010) and as a graduate assistant (2011-12).
- Inside linebackers coach Peter Sirmon has added the titles of co-defensive coordinator and recruiting coordinator in his second season with the program in 2019.
- Several coaches on the offensive side of the ball have changed the position group they will be working with. Offensive coordinator Beau Baldwin is now also the quarterbacks coach, Burl Toler III (wide receivers) and Nicholas Edwards (running backs) have swapped position groups, and Marques Tuiasosopo is the tight ends coach after spending the 2017 and 2018 seasons as the passing game coordinator, quarterbacks coach and recruiting coordinator.
- Charlie Ragle will now focus solely on his duties as the special teams coordinator after also working with tight ends in 2017 and 2018.
- Justin Wilcox (head coach), Tim DeRuyter (defensive coordinator/outside linebackers), Gerald Alexander (defensive backs), Steve Greatwood (offensive line) and Torre Becton (head strength and conditioning coach) return to their 2018 roles.

CAL IN SEASON OPENERS

- Cal opens the 2019 season in Berkeley by hosting UC Davis on August 31. Cal leads the all-time series, 9-0, including a 52-3 win the last time the teams played in the 2010 season-opener for both teams at California Memorial Stadium. All nine meetings have been in Berkeley.
- Cal is 78-42-2 all-time in season openers including a current stretch of five straight victories beginning with a win at Northwestern in 2014 followed by Grambling State (2015), Hawai'i (2016), and North Carolina (2017, '18). The Grambling State and 2018 North Carolina win came at home, while the 2016 victory over Hawai'i was in Sydney, Australia, and the 2017 win over North Carolina on the road in Chapel Hill.
- Cal has also won its last five consecutive home openers and is 20-3 in its first home game dating back to 1996 although the Bears later forfeited one of the victories due to an ineligible player (Rutgers, 1999).

2019 RECRUITING CLASS

- Cal's 24-player 2019 recruiting class is the fourth-largest in the Pac-12
- The class includes 13 student-athletes on defense in ILB Blake Antzoulatos, DL Ben Coleman, DE Braxten Croteau, ILB Kuony Deng, OLB Myles Jernigan, DT Brett Johnson, OLB Jaylen Martin, OLB Orin Patu, ILB Ryan Puskas, ILB Kyle Smith, CB Miles Williams, DB Craig Woodson and OLB Curley Young Jr.
- The 11 players on the offensive side of the ball are QB Spencer Brasch, RB DeCarlos Brooks, WR Trevon Clark, RB DeShawn Collins, WR Kekoa Crawford, OL Brian Driscoll, OL McKade Mettauer, QB Devon Modster, TE Elijah Mojarro, WR Makai Polk and OL Brayden Rohme.
- Six members of Cal's 2019 recruiting class – Collins, Croteau, Deng, Modster, Patu and Polk – joined the Golden Bears in January of 2019 and worked out with the team this spring as did S Isaiah Humphries and QB Jack Newman, transfers from Penn State and City College of San Francisco, respectively. The remaining members of the class arrived at Cal in late June or early July.

PRO BEARS

- Cal has 34 players on active NFL rosters according to ESPN.com as of July 15, 2019.
- Cal has had at least one former player on a Super Bowl roster in 18 of the last 19 NFL seasons including four in the most recent Super Bowl LIII. Stephen Anderson and Brian Schwenke of the winning New England Patriots captured the 35th and 36th Super Bowl rings by former Cal players although neither participated in the game with Anderson inactive and Schwenke on injured reserve. C.J. Anderson and Jared Goff competed in Super Bowl LIII for the Los Angeles Rams.
- Cal has had 27 first-round NFL Draft picks including two No. 1 overall selections in quarterbacks Jared Goff (Los Angeles Rams, 2016) and Steve Bartkowski (Atlanta Falcons, 1975), among 238 selections overall since the draft began in 1936.
- Cal has had at least one player selected in the NFL Draft for 31 of the last 33 years including 28 in a row from 1987-2014.
- Cal has had six quarterbacks taken in the first round of the NFL Draft to tie for the third-most by any college football program in the nation behind only Notre Dame (9) and USC (8) while equalling Stanford (6). Cal's list includes Craig Morton (1965 – No. 6, Dallas Cowboys), Bartkowski, Rich Campbell (1981 – No. 6, Green Bay Packers), Kyle Boller (2003 – No. 19, Baltimore Ravens), Aaron Rodgers (2005 – No. 24, Green Bay Packers) and Goff.
- Goff, Rodgers and Cameron Jordan (2011 – No. 24, New Orleans Saints) are among five first-round NFL Draft picks from Cal currently in the NFL and the three on rosters of the teams they were drafted by. The two others drafted in the first round – Alex Mack (2009 – No. 21, Cleveland Browns) and Tyson Alualu (2010 – No. 10, Jacksonville Jaguars) – are currently on NFL teams that they were not drafted by with Mack now a member of the Atlanta Falcons and Alualu on the roster of the Pittsburgh Steelers.



QUICK FACTS

FOOTBALL INFORMATION

Address 2227 Piedmont Avenue, Berkeley, CA 94720
Phone 510-642-3851
Facebook CalAthletics
Instagram..... Cal_Football
Snapchat CalFootball
Twitter..... CalFootball/CalRecruiting
Fax..... 510-643-9336
Stadium California Memorial Stadium
Capacity 62,467
Surface FieldTurf
2018 Record..... 7-6
2018 Pac-12 Record (Finish) 4-5 (5th, North)
2018 Postseason..... Cheez-It Bowl
(TCU 10, California 7, OT)
2018 Final Ranking None
Players with 2018 Starting Experience Returning.....
Players/GP/Starts 23/260/149
Offense 9/91/55
Defense 12/143/94
^Specialists..... 2/26/0
Players/Letterwinners Returning 72/42
Offense 30/17
Defense 36/21
Specialists 6/4
Newcomers..... 38
Offense 16
Defense 20
Specialists 2
Players With 2018 Starting Exp. Lost
Players/Career GP/Career Starts..... 20/225/137
Offense 13/138/88
Defense 6/74/49
^Specialists..... 1/13/0
Players/Letterwinners Lost 42/36
Offense 27/22
Defense 13/12
Specialists 2/2
Active Players/Career GP/Career Starts 54/758/246
Offense 21/246/81
Defense 28/468/165
^Specialists..... 5/44/0
^Not officially credited with a start in stats

FOOTBALL COACHING STAFF

Head Coach Justin Wilcox
Alma Mater, Year..... Oregon, 1999
Overall/Cal Record (Seasons)..... 12-13 (3rd)
Offensive Coordinator/QB Beau Baldwin
Defensive Coordinator/OLB..... Tim DeRuyter
Co-DC/Associate Head Coach/ILB..... Peter Sirmon
Special Teams Coordinator/TE..... Charlie Ragle
Defensive Backs..... Gerald Alexander
Defensive Line..... Andrew Browning
Running Backs Nicholas Edwards
Offensive Line..... Steve Greatwood
Wide Receivers..... Burl Toler III
Tight Ends..... Marques Tuiasosopo
Head Strength And Conditioning Coach Torre Becton
*All coaches in third season of current stint at Cal
other than Sirmon and Toler III (second season),
and Browning (first season)

FOOTBALL SUPPORT STAFF

Graduate Assistant, Defense..... Dante Bartee
Director Of Player Personnel Zac Bocian
Director Of Recruiting Strategy..... Marshall Cherrington
Director Of Academic Support..... Joel Derechinsky
Quality Control, Defense..... Andrew Browning
Quality Control, Defense Michael Bruno
Assistant Strength And Conditioning Coach..... Cory Castro
Director Of Career Development..... Ron Coccimiglio
Graduate Assistant, Defense..... Ryan Conry
Assistant Strength And Conditioning Coach..... Cheryl Cox
Assistant Equipment Manager..... Mario Dias Jr.
Director Of Equipment Tim Feaster
Director Of Technology Matt Fox
Academic Advisor..... Aaron Giacosa
Student-Athlete Development Advisor.... Tarik Glenn
Assistant Strength & Conditioning Coach Isaiah Gonzales
Director Of Operations Denis Hallin
Graduate Assistant, Offense Will Heck
Learning Specialist Coordinator Christine Ho
Quality Control, Defense..... Tevin Hood
Assistant Athletic Trainer Katie Hughes, MS ATC
Head Team Physician..... Lindsay Huston, MD
Assistant Athletic Trainer..... Kristy Illg, PT ATC
Assistant Strength And Conditioning Coach.... Markus James
Team Chaplain..... Kevin Knox
Head Athletic Trainer..... Brendan Lambert, MS ATC

Asst. AD./Director Of Administration .. Andrew McGraw
Sports Nutritionist..... Elizabeth McNear
Quality Control, Offense..... Erik Meyer
Assistant Director Of Technology Nick Mitchell
Operations Asst./Dir. Of Communications..... Norman Mo
Director Of On-Campus Recruiting..... Benji Palu
Assistant Strength & Conditioning Coach Cameron Prater
Executive Assistant To Head Coach..... Debbie Schram
Assistant Athletic Trainer Kevin Shubow MED ATC
Operations Assistant..... Bud Turner

ATHLETIC COMMUNICATIONS

Associate Director of Athletic Communications
(Lead Football Contact) Kyle McRae
Phone 510-219-9340
Email..... mcrae@berkeley.edu
Twitter @KyleAtCal
Assistant Director of Athletic Communications
(Secondary Football Contact/Social Media)
..... Jared Prescott
Phone (510) 701-8924
Email..... jprescott@berkeley.edu
Assistant AD/Athletic Communications
(Football Credentials)..... Herb Benenson
Phone 510-334-0791
Email..... benenson@berkeley.edu

UNIVERSITY INFORMATION

Location Berkeley, CA 94720
Founded..... 1868
Enrollment 42,519
Chancellor..... Carol Christ
Faculty Representative Bob Jacobsen

ATHLETICS INFORMATION

Director of Athletics..... Jim Knowlton
Colors Blue and Gold
Conference Pac-12
Nickname..... Golden Bears
Facebook/IG/Snapchat/Twitter CalAthletics
Website CalBears.com
Mascot Oski

2018 RESULTS

Table with 3 columns: DATE, OPPONENT (CAL RANK/TV), RESULT. Rows include Sept. 1 North Carolina (FOX) W, 24-17; Sept. 8 at BYU (ESPN2) W, 21-18; Sept. 15 Idaho State (P12BA) W, 45-23; Sept. 29 #19/20 Oregon (#24/NR/FS1)* L, 24-42; Oct. 6 at Arizona (FS1)* L, 17-24; Oct. 13 UCLA (P12N)*! L, 7-37; Oct. 20 at Oregon State (P12N)* W, 49-7; Oct. 27 #15/13 Washington (FS1)* W, 12-10; Nov. 3 at #8/10/11 Washington State (ESPN)* L, 13-19; Nov. 10 at USC (ESPN)* W, 15-14; Nov. 24 Colorado (P12N)*+ W, 33-21; Dec. 1 Stanford (P12N)* L, 13-23; Dec. 26 vs. TCU (ESPN)^ L, 7-10 (OT)

Home Games In Bold At California Memorial Stadium, Berkeley, CA | *Pac-12 Game | !Homecoming And Joe Roth Game | +Senior Day | ^Cheez-It Bowl, Chase Field, Phoenix, AZ | Rankings At Time Of Game (AP Top 25/Coaches Poll Before Nov. 3; College Football Playoff Ranking/AP Top 25/Amway Coaches Poll Nov. 4)

2019 SCHEDULE

Table with 4 columns: DAY, DATE, OPPONENT (TV), LOCATION (ROAD STADIUM), TIME. Rows include Sat., Aug. 31 UC Davis (P12N) Berkeley, CA 3:30 pm; Sat., Sept. 7 at Washington (FS1) Seattle, WA (Husky Stadium) 7:30 pm; Sat., Sept. 14 North Texas (P12N or P12BA) Berkeley, CA 1:15 pm; Sat., Sept. 21 at Ole Miss (ESPN)* Oxford, MS (Vaught-Hemingway Stadium) TBA; Fri., Sept. 27 Arizona State (ESPN)* Berkeley, CA 7:30 pm; Sat., Oct. 5 at Oregon (TBA)* Eugene, OR (Autzen Stadium) TBA; Sat., Oct. 19 Oregon State (TBA)*! Berkeley, CA TBA; Sat., Oct. 26 at Utah (TBA)* Salt Lake City, UT (Rice-Eccles Stadium) TBA; Sat., Nov. 9 Washington State (TBA)* Berkeley, CA TBA; Sat., Nov. 16 USC (TBA)*+ Berkeley, CA TBA; Sat., Nov. 23 at Stanford (TBA)* Stanford, CA (Stanford Stadium) TBA; Sat., Nov. 30 at UCLA (TBA)* Pasadena, CA (Rose Bowl Stadium) TBA; Fri., Dec. 6 Pac-12 Championship Game (ABC)^ Santa Clara, CA (Levi's® Stadium) 5:00 PM

Home Games In Bold At California Memorial Stadium, Berkeley, CA | *Pac-12 Game | !Homecoming +Senior Day And Joe Roth Game | ^Pac-12 Championship Game At Levi's® Stadium | All Times Pacific Unless Noted | Visit CalBears.com And Follow Cal Athletics Social Media Channels For The Latest On Kickoff Times And Television Information | Listen Live To All Games On KGO 810 AM, The Cal Sports Network Powered By Learfield, Sirius XM Satellite Radio And CalBears.com Via TuneIn



PERSONNEL SUMMARY

PLAYERS WITH 2018 STARTING EXPERIENCE RETURNING (23 PLAYERS/260 GP/149 STARTS)

POS NAME (GP/Starts)

OFFENSE (9 Players/91 Games Played/55 Starts) – OL Jake Curhan (13/13), OL Valentino Daltoso (13/13), WR Jordan Duncan (8/6), QB Chase Garbers (12/10), WR Jeremiah Hawkins (13/1), WR Nikko Remigio (9/2), OL Michael Saffell (6/6), WR Ricky Walker III (10/1), OL Gentle Williams (7/3)

DEFENSE (12 Players/143 Games Played/94 Starts) – CB Traveon Beck (13/4), DE Luc Bequette (13/13), CB Camryn Bynum (13/13), S Ashtyn Davis (13/13), CB Josh Drayden (13/2), NG Siulagisipai Fuimaono (12/1), OLB Cameron Goode (1/1), S Jaylinn Hawkins (13/12), CB Elijah Hicks (13/11), DE Zeandae Johnson (13/2), DE Tevin Paul (13/9), ILB Evan Weaver (13/13)

^SPECIALISTS (2 Players/26 Games Played, 0 Starts) – P Steven Coutts (13/0), PK Greg Thomas (13/NA)

^Not officially credited with a start in stats but Coutts and Thomas are Cal's returning starters at punter and placekicker

Player listed at primary position for 2019

PLAYERS/LETTERWINNERS RETURNING (72/42)

POS NAME

OFFENSE (30/17) – OL Henry Bazakas, OL Jack Beeman, *RB Christopher Brown Jr., TE McCallan Castles, OL Matthew Cindric, *OL Will Craig, **OL Jake Curhan, **OL Valentino Daltoso, RB Marcel Dancy, ***WR Jordan Duncan, OL Jasper Friis, *QB Chase Garbers, **WR Jeremiah Hawkins, WR Evan King, OL Brandon Mello, *TE Collin Moore, ***RB Alex Netherda, OL Miles Owens, OL Poutasi Poutasi, *OL Tanner Prenevost, WR Ryan Regan, *TE Gavin Reinwald, *WR Nikko Remigio, QB Robby Rowell, **OL Michael Saffell, WR Ben Skinner, *TE Jake Tonges, *WR Ricky Walker III, **OL Gentle Williams, WR Monroe Young

DEFENSE (36/21) – OLB Nick Alftin, ILB Zach Angelillo, CB Chigozie Anusiem, ***CB Traveon Beck, ***DE Luc Bequette, ILB Louie Bickett, OLB Parker Bosche, **CB Camryn Bynum, DE Gabriel Cherry, ***S Ashtyn Davis, *ILB Colt Doughty, ***CB Josh Drayden, *NG Siulagisipai Fuimaono, *OLB Cameron Goode, ***S Jaylinn Hawkins, ILB Nick Henderson, **CB Elijah Hicks, OLB Matt Horwitz, **DE Zeandae Johnson, *NG Aaron Maldonado, S Steve McIntosh, OLB Ben Moos, NG Erick Nisich, *OLB Joseph Ogunbanjo, **OLB/DE Tevin Paul, *S Daniel Scott, *CB Branden Smith, ILB Evan Tattersall, DE JH Tevis, *DE Lone Toailoa, ***S Tre Turner III, **OLB/DE Chinedu Udeogu, ILB Tommy Vanis, ILB Sam Walker, ***ILB Evan Weaver, *OLB Deon White

SPECIALISTS (6/4) – *P Steven Coutts, *LS Daniel Etter, PK Dario Longhetto, *PK Gabe Siemieniec, *PK Greg Thomas, LS Slater Zellers

**letterwinner refers to any letter for any season, not only 2018; each asterisk equals one letter; player listed at primary position for 2019*

2019 NEWCOMERS (38)

POS NAME

OFFENSE (16) – WR Lucas Allen, QB Spencer Brasch, RB DeCarlos Brooks, WR Trevon Clark, RB DeShawn Collins, WR Kekoa Crawford, OL Brian Driscoll, OL Cal Frank, OL McKade Mettauer, QB Devon Modster, TE Elijah Mojarro, QB Jack Newman, WR Makai Polk, WR Chris Rogers, OL Brayden Rohme, WR Jared Staub

DEFENSE (20) – ILB Blake Antzoulato, DL Ben Coleman, DE Braxten Croteau, ILB Kuony Deng, DB Tarik Glenn, DB Erik Harutyunyan, DB D'Shawn Hopkins, S Isaiah Humphries, OLB Myles Jernigan, DT Brett Johnson, OLB Jaylen Martin, ILB Alex Murray, OLB Orin Patu, ILB Ryan Puskas, DL Gunnar Rask, OLB Ben Hawk Schrider, ILB Kyle Smith, CB Miles Williams, DB Craig Woodson, OLB Curley Young Jr.

SPECIALISTS (2) – LS JJ Lindsay, PK Nick Lopez

PLAYERS WITH 2018 STARTING EXPERIENCE LOST (20 PLAYERS/225 GP/137 STARTS IN 2018)

POS NAME (2018 GP/Starts)

OFFENSE (13 Players/138 Games Played/88 Starts In 2018) – QB Ross Bowers (1/1), TE Ian Bunting (13/4), OL Ryan Gibson (9/7), TE Ray Hudson (10/2), RB Patrick Laird (13/13), QB Brandon McIlwain (10/2), FB Malik Morris (13/7), OL Patrick Mekari (10/10), WR Kanawai Noa (8/6), OL Addison Ooms (13/13), WR Moe Ways (13/8), TE Kyle Wells (13/4), WR Vic Wharton III (12/11)

DEFENSE (6 Players/74 Games Played/49 Starts In 2018) – DE Rusty Becker (12/7), OLB Alex Funches (13/13), ILB Jordan Kunaszzyk (13/13), NG Chris Palmer (13/10), ILB Evan Rambo (12/4), S Quentin Tartabull (11/2)

^SPECIALISTS (1 Player/13 Games Played/0 Starts In 2018) – ^PK Chris Landgrebe (13/0)

^Not officially credited with a start in stats but Landgrebe was Cal's starter on kickoffs in all 13 games; Player listed at primary position for 2018

Note: Number of games played and starts in parenthesis

PLAYERS/LETTERWINNERS LOST (42/36)

POS NAME

OFFENSE (27/22) – RB Johnny Adams Jr., **TE Jack Ashton, *WR Greyson Bankhead, ****OL Kamryn Bennett, **QB Ross Bowers, *TE Ian Bunting, *RB Derrick Clark, WR Hiraoki Endo, ****QB Chase Forrest, **OL Ryan Gibson, ****TE Ray Hudson, ***RB Patrick Laird, TE Matt Laris, *QB Brandon McIlwain, ****FB Malik Morris, ****OL Patrick Mekari, ***WR Kanawai Noa, *FB Justin Norbeck, ****OL Addison Ooms, OL Matt Robinson, **WR Matt Rockett, **WR Brandon Singleton, ****OL Semisi Uluave, RB Biaggio Ali-Walsh, *WR Moe Ways, **TE Kyle Wells, ***WR Vic Wharton III

DEFENSE (13/12) – *NG Hunter Abel, ***DE Rusty Becker, **ILB Derron Brown, *ILB Gerran Brown, **OLB Alex Funches, ***ILB Jordan Kunaszzyk, ILB Tim Newman, *CB Chibuzo Nwokocha, ***NG Chris Palmer, ***OLB Malik Psalms, **ILB Evan Rambo, ***S Quentin Tartabull, *CB Bryce Turner

SPECIALISTS (2/2) – *PK Chris Landgrebe, **LS Alonso Vera

**letterwinner refers to any letter for any season, not only 2018; each asterisk equals one letter; player listed at primary position for 2018*

ACTIVE PLAYERS CAREER GAMES PLAYED/GAMES STARTED

Players (54)	Career GP (758)/GS (246)	WR	Ricky Walker III	10/1	NG	Erick Nisich	1/0
		OL	Gentle Williams	11/3	OLB	Joseph Ogunbanjo	10/0
		WR	Monroe Young	1/0	OLB/DE	Tevin Paul	24/10
Offense (21)	246/81				S	Daniel Scott	10/0
Pos	GP/GS	Defense (28)	468/165		CB	Branden Smith	7/0
OL	Henry Bazakas 3/0	Pos	Name	GP/GS	ILB	Evan Tattersall	4/0
RB	Christopher Brown Jr. 13/0	OLB	Nick Alftin	3/0	DE	Lone Toailoa	12/0
TE	McCallan Castles 3/0	CB	Chigozie Anusiem	2/0	S	Trey Turner III	34/0
OL	Will Craig 9/0	CB	Traveon Beck	33/4	OLB/DE	Chinedu Udeogu	25/0
OL	Jake Curhan 25/25	DE	Luc Bequette	29/25	ILB	Tommy Vanis	3/0
OL	Valentino Daltoso 23/22	CB	Camryn Bynum	25/25	OLB	Evan Weaver	36/18
RB	Marcel Dancy 4/0	DE	Gabriel Cherry	1/0	OLB	Deon White	12/0
WR	Jordan Duncan 30/8	S	Ashtyn Davis	37/22			
QB	Chase Garbers 12/10	ILB	Colt Doughty	5/0	^Specialists (5)	44/0	
WR	Jeremiah Hawkins 23/1	CB	Josh Drayden	34/4	Pos	Name	GP/GS
TE	Collin Moore 1/0	NG	Siulagisipai Fuimaono	12/1	P	Steven Coutts	15/0
RB	Alex Netherda 29/0	OLB	Cameron Goode	10/10	LS	Daniel Etter	1/0
OL	Tanner Prenevost 1/0	S	Jaylinn Hawkins	37/26	PK	Dario Longhetto	2/0
TE	Gavin Reinwald 13/1	CB	Elijah Hicks	25/18	PK	Gabe Siemieniec	13/0
RB	Nikko Remigio 9/2	DE	Zeandae Johnson	24/2	PK	Greg Thomas	13/0
OL	Michael Saffell 13/8	NG	Aaron Maldonado	9/0			
WR	Ben Skinner 1/0	OLB	Ben Moos	5/0			
TE	Jake Tonges 12/0						

MEDIA INFORMATION

WELCOME TO CAL FOOTBALL

The 2019 University of California Football Record Book provides information on the Golden Bears' football program. Media covering Cal football should review this section in detail. Additional information can be found online by visiting CalBears.com. Please contact a member of the Athletic Communications staff if you have any questions or concerns.

STADIUM LOCATION

California Memorial Stadium is located along Piedmont Avenue between Bancroft Way and Stadium Rim Way on the University of California campus in Berkeley. The best way to get to the venue is to plan ahead and consider all available transportation options.

For GPS purposes, use 2227 Piedmont Avenue in Berkeley for the address of California Memorial Stadium. Media parking is detailed later on this page and more information can be found on the campus map at visitors.berkeley.edu.

Public transportation is highly recommended when visiting California Memorial Stadium. There are multiple public transportation options. Visit bart.gov, actransit.org and 511.org for more information.

CALBEARS.COM & SOCIAL MEDIA

CalBears.com, Twitter (@CalFootball) and Instagram (Cal_Football) provide extensive coverage of Cal football. In addition, the @CalFootballPR Twitter account produces information geared specifically for media, while the @CalAthletics Twitter, Facebook and Instagram accounts offer coverage of Cal football and all other Golden Bear teams.

For an expanded list of social media accounts, visit CalBears.com.

Fans can join in the conversation using the hashtags #GoBears, #EarnIt and #CalFamily.

CalBears.com/gameday also features extensive information for fans visiting California Memorial Stadium.

COLLEGEPRESSBOX.COM

The Pac-12 Conference and each of its members use CollegePressBox.com. The site contains a large amount of college football information including items available for download by media members. Contact Kyle McRae for access to the site and additional details.

CREDENTIAL REQUESTS

All working media credentials for 2019 Cal football home games must be requested online through sportssystem.com/CalFootball. Only media who cover the Golden Bears on a regular basis will be considered for season credentials. Note that it is not always possible to accommodate all requests, and no one under 18 years of age will be issued a credential without prior approval.

All single-game requests should be made as far in advance as possible to help ensure space availability both in the press box and on the field.

Credentials requested within seven days of a game, as well as all field photo passes, will be held for pick up at Media Will Call.

Any questions about Cal football credentials can be directed to Herb Benenson or Kyle McRae.

INTERNET ACCESS

Both wireless and wired ethernet connections are available in the press box and field-level photographer work room. Wireless service is available through the Cal Visitor wireless network (no password required).

MEDIA GROUP TEXT AND EMAIL LISTS

Contact Kyle McRae to be placed on the Cal football media group text and email lists to receive relevant and updated Cal football information.

MEDIA PARKING (GAMEDAY)

The Underhill Garage located near the corner of Channing Way and College Avenue serves as the football gameday media parking location. Entrances are off either Channing Way or Haste Street, just west of College Avenue. The lot is about four blocks from California Memorial Stadium. Media can either take the short walk to Media Will Call near Gate 5 or use a media shuttle that begins three hours before game time. A media shuttle is also available post-game from the corner of Bancroft Way and Warring Street (south end of Warring Alley near Gate 5) to the Underhill Garage.

Parking passes must be requested in advance through sportssystem.com/CalFootball and can be emailed directly. They are not available for pick up on gamedays.

Television broadcast crews should order parking passes in advance by sending the Special Event Parking Arrangements form found on the University of California website (pt.berkeley.edu). Request the Underhill Garage for football gamedays and the Witter Lot (just east of California Memorial Stadium) for set days.

MEDIA PARKING (NON-GAMEDAY)

For media covering Cal football on non-gamedays, see the parking/public transportation options listed below. Parking in the vicinity is limited and available on a first-come, first-served basis. Please be sure to read all signs at each parking location for further important information.

Stadium Parking Garage – Paid parking near the corner of Gayley Road (where Piedmont Avenue becomes Gayley Road) and Stadium Rim Way just north of the stadium.

Street Parking – Paid and two-hour free parking may be available on streets near the stadium.

Witter Lot – Paid parking near the corner of Centennial Drive and Stadium Rim Way just east of the stadium.

Lower Sproul Garage – Paid parking on north side of Bancroft Way between Telegraph Avenue and Dana Street.

Recreational Sports Facility Garage – Paid parking on north side of Bancroft Way between Dana Street and Ellsworth Street.

Underhill Garage – Paid parking on corner of Channing Way and College Avenue.

Public Transportation – Public transportation (BART, AC Transit) is detailed earlier in this section.

More Information – For more information on directions, parking and transportation options, visit the UC Berkeley Parking and Transportation website at pt.berkeley.edu.

MEDIA WILL CALL

Media Will Call is located adjacent to Gate 5 at California Memorial Stadium. It opens four hours before kickoff and remains open through the end of the first quarter. Identification is required to pick up credentials or tickets. Parking passes cannot be left at will call.

Media who arrive after the end of the first quarter should call the press box at (510) 642-3098 or a Cal Athletic Communications football contact to obtain their credentials.

PHOTOGRAPHERS/VIDEOGRAPHERS

Field photographers/videographers must wear a photo vest at all times, in addition to a photo credential. Photo credentials are not distributed in advance and must be picked up on the day of the game at Media Will Call. Photo vests are also distributed at Media Will Call and should be returned following use to the receptacle on the field behind the visitor (west) bench and near the entrance to the photographers work room in front of Section EE.

NCAA rules limit photographers/videographers to shooting outside the restraining line surrounding the playing field and restrict photographers from entering the team areas inside the 25-yard lines.

In addition, photographers and videographers are welcome to use the photo deck located on level six of the Peter E. Haas Press Box and work from the main press area on level seven.

PHOTOGRAPHERS WORK ROOM

A photographers work room is available on the field level at California Memorial Stadium (entrance on west side at approximately the 20-yard line on the north end of the field). Power and ethernet access are available, as well as limited desk space on a first-come, first-served basis. Additional photographer work stations are available in the Peter E. Haas Press Box on level seven. Pregame meals and drinks for photographers and videographers are available on the south end of level seven in the press box.

PHOTOS

Requests for photos can be made through the Athletic Communications Office. Fans can also purchase images of all 30 teams through Cal's official photographer by visiting klcfotos.com/calbears.

PLAYER/COACH/STAFF INTERVIEWS

All player, coach and staff interviews must be coordinated through Kyle McRae or Jared Prescott.

POSTGAME INTERVIEWS

Cal football conducts postgame interviews in the Tahir Family Team Theater inside the Simpson Center adjacent to California Memorial Stadium. Members of the Athletic Communications staff will lead media to the interview area at the conclusion of each game.

Cal head coach Justin Wilcox as well as players and coaches requested by media members will be present to answer questions. Visiting team interviews will be in the media interview room just outside the visiting team locker room on level one of the stadium. Contact a member of the visiting team's athletic communications staff for postgame interview policies.



MEDIA INFORMATION

PRACTICE MEDIA COVERAGE

Cal is scheduled to practice at California Memorial Stadium throughout the 2019 season. Kyle McRae will distribute specific practice and media availability schedules as well policies regarding non-gameday coverage of the team. Updates are normally distributed each Sunday throughout the season.

PRESS BOX

The media level of the Peter E. Haas Press Box at California Memorial Stadium is on the seventh floor and can be accessed via elevator No. 1 adjacent to Media Will Call. The area is equipped with desk space, electrical outlets and internet access. Final statistical game books, as well as postgame notes, quotes and other relevant media materials will be distributed. The photo deck is on level six.

PRO SCOUTS

Requests for pro football team scouting seats must be made online through sportssystem.com/CalFootball. For questions, contact Herb Benenson or Kyle McRae.

TELEPHONE LINES

Telephone lines at California Memorial Stadium, both in the press box and inside the TV compound, must be requested at least one week in advance through Herb Benenson.

VIDEO FEEDS

Video highlights of Cal football games are available via the Pac-12 Conference satellite feed. For more information, contact the Pac-12 office at (415) 580-4200.

VISITING RADIO PHONE LINES

ISDN and dial lines, as well as dry pairs to the visiting team locker room and visiting team interview room, are available for complimentary use for the official visiting team radio network. All other requests for phone lines should be directed to Herb Benenson.

ATHLETIC COMMUNICATIONS CONTACTS

KYLE MCRAE

Associate Director (Primary Football Contact)
 Phone: (510) 219-9340
 Email: mcrae@berkeley.edu
 Twitter: @kyleatcal

JARED PRESCOTT

Assistant Director
 (Secondary Football Contact/Social Media)
 Phone: (510) 701-8924
 Email: jprescott@berkeley.edu

HERB BENENSON

Associate AD/Communications
 Gameday Operations, Credentials & Parking
 Phone: (510) 334-0791
 Email: benenson@berkeley.edu

ATHLETIC COMMUNICATIONS STAFF



HERB BENENSON
 Associate AD
 Communications



KYLE MCRAE
 Associate Director



M.C. BARRETT
 Assistant Director



DEAN CAPARAZ
 Assistant Director



AKILAH LASTER
 Assistant Director



TIM MIGUEL
 Assistant Director



JONATHAN OKANES
 Assistant Director



JARED PRESCOTT
 Assistant Director



MARA RUDOLPH
 Assistant Director

CALIFORNIA FOOTBALL LOCAL MEDIA OUTLETS

PRINT/INTERNET

Associated Press, San Francisco

Web: ap.org
Phone: (415) 495-1708
Twitter: @ap

Beat: Josh Dubow

Phone: (510) 703-0241
Email: jdubow@ap.org
Twitter: @joshdubowap

Beat: Janie McCauley

Phone: (415) 577-5625
Email: jmccauley@ap.org
Twitter: @JanieMcCAP

Beat: Michael Wagaman

Phone: (707) 641-5316
Email: blgtng@aol.com
Twitter: @mwagaman

The Athletic (The All-American)

Web: theathletic.com/bayarea
Managing Editor: Jimmy Durkin
Twitter: @jimmy_durkin

Bay Area News Group/San Jose Mercury News/ East Bay Times

Web: mercurynews.com, eastbaytimes.com

Twitter: @EastBayTimes, @mercnews

Executive Sports Editor: Bud Geracie

Phone: (408) 390-7522
Email: bgeracie@mercurynews.com
Twitter: @WakeupWeek

Assistant Sports Editor: Mike Lefkow

Phone: (925) 323-3695
Email: mlefkow@bayareanews.com
Twitter: @leftwich

Columnist: Jon Wilner

Phone: (408) 859-5268
Email: jwilner@mercurynews.com
Twitter: @wilnerhotline

Bear Insider

Web: bearinsider.com
Twitter: @BearInsider

Publisher: Greg Richardson

Phone: (650) 302-6957
Email: greg@pvineyards.com

Writer: Nathan Allen

Phone: (573) 230-7196
Email: nathan@bearinsider.com

Writer: David Bush

Phone: (415) 999-9704
Email: dbush518@hotmail.com

Writer: Jim McGill

Phone: (925) 297-7132
Email: jmcgill@bearinsider.com
Twitter: @BearInsider_com

Bear Territory/247 Sports

Web: bearterritory.net
Twitter: @CalBears247

Reporter: Jackson Moore

Phone: (559) 433-7788
Email: jacksonmoore10@gmail.com
Twitter: @jacksonmoore247

Reporter: Lorenzo J. Reyna

Phone: (805) 757-7290
Email: lorenzo.reyna805@gmail.com
Twitter: @lj_reyna

Reporter: Rodney "Alamo" Brown

Phone: (510) 830-6101
Email: alamohawaii@yahoo.com
Twitter: @alamohawaii

Cal Bears Maven

Web: mavensports.io/cal

Reporter: Jake Curtis
Phone: (415) 298-6849
Email: jakecurtis53@gmail.com
Twitter: @jakecurtis53

Reporter: Jeff Faraudo

Phone: (925) 848-8292
Email: jeffscribe@aol.com
Twitter: @jefffaraudo

California Golden Blogs

Affiliated with SB Nation
Web: californiagoldenblogs.com
Twitter: @GoldenBlogs

Writer: Robert Hwang

Phone: (714) 795-0119
Email: r.hwang89@gmail.com

Daily Cal (Student)

Web: dailycal.org
Phone: (510) 548-8300 ext. 425
Twitter: @dailycal, @dailycalposts

Sports Editor/Beat: Spencer Golanka

Phone: (949) 330-0297
Email: sgolanka@dailycal.org
Twitter: @sgolanka

Beat: Emily Ohman

Phone: (801) 879-0725
Email: eohman@dailycal.org
Twitter: @emilyohman34

Beat: Shaillin Singh

Phone: (404) 375-6330
Email: shaillinsingh@dailycal.org

Beat: Josh Yuen

Phone: (408) 568-7219
Email: jyuen@dailycal.org
Twitter: @joshcal2020

ESPN

Web: espn.com
Writer: Kyle Bonagura
Phone: (925) 209-5633
Email: kbonagura@gmail.com
Twitter: @bonaguraESPN

Golden Bear Report

Affiliated with Rivals.com/Yahoo!Sports
Web: goldenbearreport.com
Twitter: @CalRivals

Editor: Trace Travers

Phone: (415) 250-9018
Email: tracetravers@gmail.com
Twitter: @tracetravers3

Writer: Nam Le

Phone: (415) 686-8853
Email: nam.t.le15@gmail.com
Twitter: @AGuyNamedNam

The Sacramento Bee

Web: sacbee.com
Twitter: @sacbee_news
Sports Editor: Tom Couzens
Phone: (916) 321-1097
Email: tcouzens@sacbee.com
Twitter: @tomcouzens

San Francisco Chronicle

Web: sfchronicle.com, sfgate.com
Twitter: @sfchronicle, @sfgate

Sports Editor: Al Saracevic

Phone: (415) 777-7928
Email: asaracevic@sfchronicle.com
Twitter: @AlSaracevic

Asst. Sports Editor, Colleges: Mike Lerseth

Phone: (415) 777-7201
Email: mlerseth@sfchronicle.com
Twitter: @mikeLerseth

Asst. Sports Editor: Jon Schultz

Phone: (415) 777-7809
Email: jon.schultz@sfchronicle.com
Twitter: @JonSchultzSF

Beat: Rusty Simmons

Phone: (415) 216-8937
Email: rsimmons@sfchronicle.com
Twitter: @Rusty_SFChron

Columnist: Bruce Jenkins

Twitter: @Bruce_Jenkins1

Columnist: Ann Killion

Email: akillion@sfchronicle.com
Twitter: @annkillion

Columnist: Scott Ostler

Email: sostler@sfchronicle.com
Twitter: @scottostler

The Press Democrat

Web: pressdemocrat.com
Phone: (707) 526-8500
Twitter: @NorthBayNews

Editor: John Schlegel

Phone: (707) 521-5208
Email: john.schlegel@pressdemocrat.com

Columnist: Phil Barber

Email: skinnypost@rocketmail.com
Twitter: @Skinny_Post

The Record

Web: recordnet.com
Twitter: @StocktonRecord
Sports Editor: Bob Highfill
Phone: (209) 546-8282
Email: bhighfill@recordnet.com
Twitter: @BobHighfill

TV

KGO-TV (ABC, Channel 7)

Web: abc7news.com
Twitter: @abc7newsbayarea

Executive Producer: Kerry Loring

Email: kerryloring@abc.com
Twitter: @kerryloring

Sports Anchor: Larry Bell

Phone: (415) 954-7505
Email: larry.bell@abc.com
Twitter: @larrybellABC7

Sports Reporter: Rick Quan

Phone: (510) 665-7891
Email: quanvideo@aol.com
Twitter: @quanvideo

KPIX-TV (CBS, Channel 5)

Web: cbs5.com
Twitter: @KPIXsports

Sports Director: Dennis O'Donnell

Phone: (415) 760-0178
Email: djodonnell@cbs.com
Twitter: @KPIXSPORTS

Sports Anchor: Vern Glenn

Phone: (415) 407-3197
Email: jvglenn@cbs.com
Twitter: @vernglenn

KRON-TV (Ind., Channel 4)

Web: kron.com
Twitter: kron4news

Sports Director: Gary Radnich

Phone: (415) 561-8984
Email: jason@kron4.com
Twitter: @KRON4GRadnich

KTUV-TV (FOX, Channel 2)

Web: ktvu.com
Twitter: @KTUV

Sports Director: Mark Ibanez

Phone: (510) 874-0252
Email: mark.ibanez@ktvu.com
Twitter: @MarkIbanez2

Sports Anchor: Joe Fonzi

Phone: (510) 874-0523
Email: joe.fonzi@ktvu.com
Twitter: @JoeFonzi

Sports Anchor/Reporter: Scott Reiss

Phone: (510) 874-0164
Email: scott.reiss@foxtv.com
Twitter: @StanfordVoice

Sports Exec. Producer/Anchor/Reporter: Jason Appelbaum

Email: jason.appelbaum@foxtv.com
Twitter: @JasonAppelbaum1

Sports Producer: Pete Lupetti

Phone: 510-874-0252
Email: pete.lupetti@foxtv.com

Sports Producer: Cameron Cleveland

Phone: 707-490-6117
Email: Cameron.Cleveland@foxtv.com

KTUV-TV (NBC Bay Area, Channel 11)

Web: nbcbayarea.com
Twitter: @nbcbayarea

Sports Anchor: Colin Resch

Phone: (408) 828-0856
Email: colin.resch@nbcuni.com
Twitter: @colinresch

NBC Sports Bay Area/California

Web: nbcspports.com
Phone: (415) 296-8900/(415) 615-4799
Twitter: @NBCsauthentic

Sports Anchor: Brodie Brazil

Email: bbrazil@comcastsportsnet.com
Twitter: @brodiebrazil.com

Sports Anchor: Ahmed Fareed

Email: afareed@comcastsportsnet.com
Twitter: @AhmedFareedCSN

Sports Anchor: Dave Feldman

Email: dfeldman@comcastsportsnet.com
Twitter: @FeldyCSN

Sports Anchor: Kelli Johnson

Email: kejohnson@comcastsportsnet.com
Twitter: @kjohnsoncsn

Sports Anchor: Jim Kozimor

Twitter: @CSNKoz
Email: jkozimor@comcastsportsnet.com

Sports Anchor: Greg Papa

Email: gpapa@comcastsportsnet.com

Pac-12 Networks

Web: pac-12.org
Twitter: @Pac12Network

Anchor: Nick Aliotti

Anchor: Nigel Burton
Phone: (775) 843-6050
Email: nburton008@gmail.com
Twitter: @CoachNBurton

Anchor: Curtis Conway

Twitter: @CurtisConway80
Anchor: Ashley Adamson
Phone: (617) 834-9060
Email: aadamson@pac-12.org
Twitter: @adamsonashley

Anchor: Mike Yam

Phone: (201) 314-4970
Email: myam@pac-12.org
Twitter: @Mike_Yam

Communications: Dena Propis

Phone: (713) 305-7767
Email: dpropis@pac-12.org

Communications: Danielle Koire

Phone: (916) 704-3768
Email: dkoire@pac-12.org

Public Relations: Josh Ishoo

Phone: (619) 316-6556
Email: jishoo@pac-12.org

KALX (90.7 FM) – Student

Web: kalx.berkeley.edu
Phone: (510) 642-1111

Sports Director: Jesse Ough

Phone: (510) 221-7257
Email: jesseough@berkeley.edu

KCBS (740 AM)

Web: kcbs.com
Phone: (415) 765-4062/4113
Email: kcbsnewsdesk@kcbs.com
Twitter: @KCBSNews

Sports Anchor: Steve Bitker

Email: bitker@kcbs.com
Twitter: @SteveBitker

Sports Anchor: Kevin Radich

Email: newsdesk@kcbs.com
Twitter: @KevinRadich

Sports Anchor: Bruce MacGowan

Email/Twitter: brucemacgowan@comcast.net

Sports Anchor: Joe Salvatore

Email: radiojo@yahoo.com
Twitter: @radiojoe

KGMZ (95.7 FM The Game)

Web: 957thegame.com
Phone: (415) 957-9570
Twitter: @957thegame

Program Director: Matt Nahigian

Email: MattNahigian@entercom.com

Assistant Program Director: Danny Freisinger

Email: dfreisinger@957thegame.com
Twitter: @DannyFreisinger

Host: Damon Bruce

Email: damonbruce@mac.com
Twitter: @DamonBruce

Host: Dan Dibley

Email: ddibley@957thegame.com

Host: Joe Fortenbaugh

Email: joe@957thegame.com

Host: Daryle Johnson

Phone: (510) 566-9639
Email: darylejohnson@957thegame.com

Host: Lorenzo Neal

Email: lorenzoneal@957thegame.com

Host: Greg Papa

Email: gpapa@957thegame.com

Host: Matt Steinmetz

Email: Matt.Steinmetz@entercom.com
Twitter: @SteinmetzNBA

Host: Rick Tittle

Phone: (510) 206-2922
Email: rtittle@957thegame.com
Twitter: @ricktittle

Host: Chris Townsend

Phone: (408) 250-8057
Email: ctownsend@957thegame.com
Twitter: @townsendradio

Host: Mychal Urban

Email: murban@957thegame.com

Producer: Brian Burns

Email: bburns@957thegame.com

Producer: Cody Elias

Phone: (724) 787-9996
Email: celias@957thegame.com
Twitter: @cody_elias

Producer: Albee Filous

Email: aflous@957thegame.com

Producer: John Kerley

Email: John.Kerley@entercom.com

Producer: Derek Papa

Phone: (724) 787-9996
Email: dpapa@957thegame.com
Twitter: @derek_papa

Digital Coordinator: Karl Buscheck

Email: kbuscheck@957thegame.com

KGO (810 AM) – Flagship

Web: kgo.com
Twitter: @KGO810
Phone: (415) 216-1300

Program Director: Mike Anthony

Phone: (415) 995-5710

KNBR (680 AM/1050 AM)

Web: knbr.com
Phone: (415) 995-6808
Twitter: @KNBR

Program Director: Lee Hammer

Email: lee.hammer@cumulus.com

Asst. Program Director: Jeremiah Crowe

Email: jeremiah.crowe@cumulus.com
Twitter: @CroeRadio

Executive Producer: Jenn Violet Kennedy

Email: jennifer.violet@cumulus.com

Host: Rod Brooks

Email: fitzandbrooks@knbr.com

RADIO

THE FLAGSHIP STATION

KGO 810 AM is entering its 46th season as the flagship station of California football in 2019. KGO Radio's 50,000 watts has been carrying the Golden Bears since 1974. Led by play-by-play announcer Joe Starkey, KGO's signal, along with the other affiliates within the Cal Bears Sports Network powered by Learfield, provides state-wide coverage of Cal football. Each KGO broadcast begins 60 minutes before kickoff. Then after all the action, the 30-minute postgame show features reaction from the Bears' locker room followed by a breakdown of the game.



JOE STARKEY, PLAY-BY-PLAY

Joe Starkey, the legendary voice of the Golden Bears, is in his 45th season with the Cal football broadcast team in 2019. He was inducted into the Cal Athletic Hall of Fame as part of the Class of 2018.



Joe Starkey

Starkey has been on the air for 509 of the team's 516 contests since beginning his tenure at Cal in 1975 and is perhaps best known for his legendary call of "The Play." The famous five-lateral kickoff return for a touchdown against Stanford in 1982 is part of college football lore with Starkey's emotional "the band is on the field" part of gridiron vernacular.

Starkey has had an array of NFL and NHL positions during his career, including a 20-year stint with the San Francisco 49ers he fulfilled in conjunction with his Cal duties from 1979-2008. He was also the play-by-play announcer for the Oakland Invaders for each of their three seasons in the USFL (1983-85) and the Sacramento Surge for each of the two campaigns they were in the World League of American Football (1991-92).

In 2010, Starkey received the Chris Schenkel Award from the National Football Foundation for his distinguished career broadcasting college football.

In 2016, the Cal radio broadcast booth was named The Joe Starkey Broadcast Booth. Joe celebrated his 500th game called for the Bears on Sept. 29, 2018.



The Cal radio booth was renamed the Joe Starkey Broadcast Booth prior to the Big Game in 2016.

MIKE PAWLAWSKI, ANALYST

Former Cal quarterback Mike Pawlawski is in his eighth season and second stint as part of the Cal football broadcast team in 2019. He has also been a TV football broadcaster since 2000, working for entities such as Comcast SportsNet, FOX and NBC.



Mike Pawlawski

Pawlawski led Cal to bowl victories as the Bears' starting quarterback in 1990 and 1991, and was the Pac-10's Co-Offensive Player of the Year as a 1991 senior.

TODD MCKIM, SIDELINE REPORTER

Todd McKim is in his 15th season on the broadcast team in 2019 as the Golden Bears' sideline reporter. McKim also serves as host of the Bear In Mind weekly podcast and is the analyst for Cal men's basketball radio broadcasts. Before joining Cal, McKim was a long-time television anchor and sports director in Eugene, and was the 2000 Oregon broadcaster of the year.



Todd McKim

NETWORK AFFILIATES

The Cal Bears Sports Network powered by Learfield lineup of affiliate networks for the 2019 season includes ...

810 AMKGO..... San Francisco
 950 AMKAHI.....Sacramento
 970 AMKESP..... Modesto

Broadcasts are also available through the free TuneIn app or online at tunein.com.

SIRIUS XM RADIO

Fans can tune into Cal football games around the world on Sirius XM Radio. Visit CalBears.com and the Cal Athletics social media channels for updated and detailed broadcast information.

PODCAST

Cal publishes the weekly Bear In Mind podcast hosted by Todd McKim from late August through the end of the men's and women's basketball seasons. Head football coach Justin Wilcox will be interviewed throughout the fall, while head men's basketball coach Mark Fox and head women's hoops coach Charmin Smith will be regulars during their seasons. Additional guests include other Cal coaches, current and former student-athletes and Cal Athletics staff members, among others.

**ALPHABETICAL ROSTER**

NO	NAME	POS	HT	WT	YR	EXP	HOMETOWN (LAST SCHOOLS)
52	Nick Alftin	OLB	6-5	235	Fr.*	RS	Woodside, CA (Archbishop Mitty HS)
87	Lucas Allen	WR	6-2	205	Fr.	HS	Moraga, CA (Campolindo HS)
58	Zach Angelillo	ILB	6-2	220	Fr.*	RS	Fresno, CA (San Joaquin Memorial HS)
51	Blake Antzoulatos	ILB	6-2	220	Fr.	HS	Simi Valley, CA (Chaminade College Prep)
7	Chigozie Anusiem	CB	6-1	190	Fr.*	RS	La Habra, CA (Sonora HS)
76	Henry Bazakas	OL	6-6	315	Sr.	SQ	Berkeley, CA (Berkeley HS)
22	Traveon Beck	CB	5-9	165	Sr.	3L	Paramount, CA (St. John Bosco HS)
56	Jack Beeman	OL	6-4	290	So.*	RS	Loomis, CA (Del Oro HS)
93	Luc Bequette	DE	6-2	290	Sr.*	3L	Little Rock, AR (Catholic HS)
46	Louie Bickett	ILB	6-4	210	Fr.*	RS	San Diego, CA (Torrey Pines HS)
40	Parker Bosche	OLB	6-4	225	Fr.*	RS	Berkeley, CA (Saint Mary's College HS)
13	Spencer Brasch	QB	6-4	180	Fr.	HS	Gilbert, AZ (Higley HS)
25	DeCarlos Brooks	RB	5-9	190	Fr.	HS	Chandler, AZ (Chandler HS)
34	Christopher Brown Jr.	RB	6-1	230	So.	1L	Oceanside, CA (El Camino HS)
24	Camryn Bynum	CB	6-0	195	Jr.*	2L	Corona, CA (Centennial HS)
82	McCallan Castles	TE	6-5	235	Fr.*	RS	South Lake Tahoe, CA (South Tahoe HS)
92	Gabriel Cherry	DE	6-5	280	So.*	SQ	Bakersfield, CA (Centennial HS)
73	Matthew Cindric	OL	6-4	295	Fr.*	RS	Sammamish, WA (Skyline HS)
80	Trevon Clark	WR	6-4	180	Jr.	JC	Victorville, CA (El Camino College/Silverado HS)
95	Ben Coleman	DL	6-4	315	Fr.	HS	Murrieta, CA (Linfield Christian HS)
26	DeShawn Collins	RB	5-10	195	Jr.*	JC	Sacramento, CA (City College of San Francisco/Grant HS)
37	Steven Coutts	P	6-4	215	Sr.*	1L	Brisbane, Australia (Louisiana/University of Queensland/Citipointe Christian College)
74	Will Craig	OL	6-5	290	So.	1L	Granite Bay, CA (Granite Bay HS)
11	Kekoa Crawford	WR	6-1	190	Jr.*	TR	Altadena, CA (Glendale CC/Michigan/Santa Margarita Catholic HS)
37	Braxten Croteau	DE	6-5	240	Fr.	HS	Peoria, AZ (Liberty HS)
71	Jake Curhan	OL	6-6	335	Jr.*	2L	Larkspur, CA (Redwood HS)
61	Valentino Daltoso	OL	6-4	300	Jr.*	2L	Boise, ID (Oregon/Boise HS)
23	Marcel Dancy	RB	5-10	195	Jr.*	RS	Oakland, CA (Laney College/West HS)
27	Ashtyn Davis	S	6-1	200	Sr.*	3L	Santa Cruz, CA (Santa Cruz HS)
8	Kuony Deng	ILB	6-6	220	Jr.*	TR	Aldie, VA (Independence CC/Virginia Military Institute/John Champe HS)
42	Colt Doughty	ILB	6-1	230	Sr.	1L	Los Gatos, CA (College of San Mateo/Los Gatos HS)
20	Josh Drayden	CB	5-10	180	Sr.	3L	DeSoto, TX (Bishop Dunne HS)
60	Brian Driscoll	OL	6-4	295	Fr.	HS	San Diego, CA (Torrey Pines HS)
2	Jordan Duncan	WR	6-1	205	Sr.	3L	Hattiesburg, MS (Oak Grove HS)
48	Daniel Etter	LS	5-10	225	So.*	1L	Berkeley, CA (Riordan HS)
66	Cal Frank	OL	6-7	270	Fr.	HS	Westlake Village, CA (Oaks Christian HS)
77	Jasper Friis	OL	6-7	340	Fr.*	RS	Starnberg, Germany (Aquinas HS)
99	Siulagisipai Fuimaono	NG	6-4	320	So.*	1L	Okinawa, Japan (Kadena HS)
7	Chase Garbers	QB	6-2	205	So.*	1L	Newport Beach, CA (Corona del Mar HS)
34	Tarik Glenn Jr.	DB	5-10	175	Fr.	HS	Berkeley, CA (Bishop O'Dowd HS)
19	Cameron Goode	OLB	6-3	235	Jr.*	1L	Spring, TX (Klein Collins HS)
25	Erik Harutyunyan	CB	6-2	205	Fr.	HS	Burbank, CA (Burbank HS)
6	Jaylinn Hawkins	S	6-2	210	Sr.*	3L	Buena Park, CA (Buena Park HS)
10	Jeremiah Hawkins	WR	5-8	180	Jr.	2L	Buena Park, CA (Buena Park HS)
57	Nick Henderson	ILB	6-2	210	Fr.*	RS	Lafayette, CA (Acalanes HS)
3	Elijah Hicks	CB	5-11	195	Jr.	2L	Long Beach, CA (La Mirada HS)
36	D'Shawn Hopkins	CB	5-11	205	Jr.	JC	Watsonville, CA (San Jose CC/Monte Vista Christian HS)
38	Matt Horwitz	OLB	6-4	235	So.*	SQ	Los Angeles, CA (University HS)
2	Isaiah Humphries	S	5-11	190	Fr.*	TR	Rowlett, TX (Penn State/Sachse HS)
33	Myles Jernigan	OLB	6-3	220	Fr.	HS	Grand Prairie, TX (South Grand Prairie HS)
90	Brett Johnson	DT	6-5	285	Fr.	HS	Phoenix, AZ (Desert Vista HS)
44	Zeandae Johnson	DE	6-4	290	Sr.*	2L	Fresno, CA (Central HS)
39	Evan King	WR	6-3	205	So.*	SQ	Atherton, CA (Menlo School)
32	JJ Lindsay	LS	6-1	185	Fr.	HS	Walnut Creek, CA (Las Lomas HS)
30	Dario Longhetto	PK	6-0	170	Fr.*	RS	Newbury Park, CA (Bridgton Academy/Newbury Park HS)
36	Nick Lopez	PK	6-1	190	Fr.	HS	Santa Ana, CA (Mater Dei HS)
97	Aaron Maldonado	NG	6-3	285	So.	1L	La Puente, CA (Bishop Amat HS)
30	Jaylen Martin	CB	6-2	165	Fr.	HS	Los Angeles, CA (Roosevelt HS)
31	Steve McIntosh	S	5-11	185	Fr.*	RS	West Hills, CA (Bishop Alemany HS)
78	Brandon Mello	OL	6-6	295	Fr.*	RS	Clayton, CA (Clayton Valley Charter HS)
72	McKade Mettauer	OL	6-4	285	Fr.	HS	The Woodlands, TX (The Woodlands HS)
6	Devon Modster	QB	6-2	210	Jr.*	TR	Mission Viejo, CA (Palomar College/UCLA/Tesoro HS)
81	Elijah Mojarro	TE	6-4	245	Fr.	HS	Orange, CA (Orange Lutheran HS)
16	Collin Moore	TE	6-4	250	So.*	1L	Novato, CA (San Marin HS)
15	Ben Moos	OLB	6-4	230	So.*	SQ	Pullman, WA (Pullman HS)
60	Alex Murray	ILB	6-2	205	Fr.	HS	San Rafael, CA (Marin Catholic HS)
9	Alex Netherda	RB	6-0	215	Sr.*	3L	Santa Rosa, CA (Maria Carrillo HS)
8	Jack Newman	QB	6-1	195	So.	JC	Sebastopol, CA (City College of San Francisco/Analy HS)
68	Erick Nisich	NG	6-4	290	Fr.*	RS	Goleta, CA (Dos Pueblos HS)
13	Joseph Ogunbanjo	OLB	6-3	240	So.	1L	Houston, TX (Alief Taylor HS)
62	Miles Owens	OL	6-6	350	Fr.*	RS	Oakland, CA (Bishop O'Dowd HS)
48	Orin Patu	OLB	6-4	220	Fr.	HS	Seattle, WA (Rainier Beach HS)
96	Tevin Paul	OLB/DE	6-4	260	Jr.*	2L	Austin, TX (Lake Travis HS)

NUMERICAL ROSTER

NO	NAME	POS
2	Jordan Duncan	WR
2	Isaiah Humphries	S
3	Elijah Hicks	CB
4	Nikko Remigio	WR
5	Trey Turner III	S
6	Jaylinn Hawkins	S
6	Devon Modster	QB
7	Chigozie Anusiem	CB
7	Chase Garbers	QB
8	Kuony Deng	ILB
8	Jack Newman	QB
9	Alex Netherda	RB
10	Jeremiah Hawkins	WR
11	Kekoa Crawford	WR
13	Spencer Brasch	QB
13	Joseph Ogunbanjo	OLB
14	Monroe Young	WR
15	Ben Moos	OLB
15	Robby Rowell	QB
16	Collin Moore	TE
17	Makai Polk	WR
19	Cameron Goode	OLB
20	Josh Drayden	CB
21	Ricky Walker III	WR
22	Traveon Beck	CB
23	Marcel Dancy	RB
24	Camryn Bynum	CB
25	DeCarlos Brooks	RB
25	Erik Harutyunyan	CB
26	DeShawn Collins	RB
26	Craig Woodson	DB
27	Ashtyn Davis	S
28	Miles Williams	DB
30	Dario Longhetto	PK
30	Jaylen Martin	CB
31	Steve McIntosh	S
32	J.J. Lindsay	LS
32	Daniel Scott	S
33	Myles Jernigan	OLB
34	Christopher Brown Jr.	RB
34	Tarik Glenn Jr.	DB
36	D'Shawn Hopkins	DB
36	Nick Lopez	PK
37	Steven Coutts	P
37	Braxten Croteau	DE
38	Matt Horwitz	OLB
39	Evan King	WR
39	Greg Thomas	PK
40	Parker Bosche	OLB
41	Ben Skinner	WR
41	Curley Young Jr.	OLB
42	Colt Doughty	ILB
43	Deon White	OLB
44	Zeandae Johnson	DE
45	Branden Smith	CB
45	Slater Zellers	LS
46	Louie Bickett	ILB
46	Gabe Siemieniec	PK
47	JH Tevis	DE
48	Daniel Etter	LS
48	Orin Patu	OLB
49	Murphy Stratton	TE
50	Kyle Smith	ILB



17 Makai Polk	WR	6-3	185	Fr.	HS	Richmond, CA (El Cerrito HS/Dorsey HS)	51 Blake Antzoulatos	ILB
70 Poutasi Poutasi	OL	6-4	340	So.*	SQ	Las Vegas, NV (Desert Pines HS)	52 Nick Alftin	OLB
65 Tanner Prenovost	OL	6-0	240	Jr.*	1L	Rancho Santa Margarita, CA (Santa Margarita Catholic HS)	53 Michael Saffell	OL
59 Ryan Puskas	ILB	6-3	210	Fr.	HS	Peoria, AZ (Liberty HS)	53 Tommy Vanis	ILB
94 Gunnar Rask	DL	6-2	275	Fr.	HS	Concord, CA (De La Salle HS)	54 Evan Tattersall	ILB
88 Ryan Regan	WR	6-0	185	Fr.*	RS	Moraga, CA (Campolindo HS)	55 Lone Toailoa	DE
84 Gavin Reinwald	TE	6-3	235	So.*	1L	Elk Grove, CA (Elk Grove HS)	56 Jack Beeman	OL
4 Nikko Remigio	WR	5-10	185	So.	1L	Orange, CA (Mater Dei HS)	56 Sam Walker	ILB
83 Chris Rogers	WR	6-3	175	Fr.	HS	Lafayette, CA (Acalanes HS)	57 Nick Henderson	ILB
63 Brayden Rohme	OL	6-6	260	Fr.	HS	Chandler, AZ (Perry HS)	58 Zach Angeillo	ILB
15 Robby Rowell	QB	6-2	220	Fr.*	RS	Lafayette, CA (Acalanes HS)	59 Ryan Puskas	ILB
53 Michael Saffell	OL	6-2	300	Jr.	2L	Huntington Beach, CA (Edison HS)	60 Brian Driscoll	OL
98 Ben Hawk Schrider	OLB/DE	6-3	240	Sr.	TR	Berkeley, CA (Tennessee-Chattanooga/Richmond/Saint Mary's College HS)	60 Alex Murray	ILB
32 Daniel Scott	S	6-2	195	So.*	1L	Pasadena, CA (St. Francis HS)	61 Valentino Daltoso	OL
46 Gabe Siemieniec	PK	6-1	215	Jr.*	1L	Caledon, Ontario, Canada (Robert F. Hall Catholic Secondary School)	62 Miles Owens	OL
41 Ben Skinner	WR	6-2	185	Fr.*	RS	Kentfield, CA (Marin Catholic HS)	63 Brayden Rohme	OL
45 Branden Smith	CB	5-10	170	So.*	1L	Lancaster, CA (Paraclete HS)	64 Gentle Williams	OL
50 Kyle Smith	ILB	6-3	215	Fr.	HS	Los Gatos, CA (Los Gatos HS)	65 Tanner Prenovost	OL
86 Jared Staub	WR	6-0	180	Fr.	HS	Chatsworth, CA (Sierra Canyon HS)	66 Cal Frank	OL
49 Murphy Stratton	TE	6-4	200	Fr.	HS	Los Angeles, CA	68 Erick Nisich	NG
54 Evan Tattersall	ILB	6-2	235	Fr.*	RS	Granite Bay, CA (Granite Bay HS)	70 Poutasi Poutasi	OL
47 JH Tevis	DE	6-3	265	Fr.*	RS	Piedmont, CA (Menlo School)	71 Jake Curhan	OL
39 Greg Thomas	PK	5-9	165	Sr.*	1L	Petaluma, CA (City College of San Francisco/Arizona State Petaluma HS)	72 McKade Mettauer	OL
55 Lone Toailoa	DE	6-2	290	Sr.*	1L	Auckland, New Zealand (Mt. San Antonio College/Kelston Boys' HS)	73 Matthew Cindric	OL
85 Jake Tonges	TE	6-5	230	So.*	1L	Los Gatos, CA (Los Gatos HS)	74 Will Craig	OL
5 Trey Turner III	S	6-1	185	Sr.*	3L	Mobile, AL (Murphy HS)	76 Henry Bazakas	OL
91 Chinedu Udeogu	OLB/DE	6-4	270	Jr.*	2L	Inverness, IL (Georgetown Prep)	77 Jasper Friis	OL
53 Tommy Vanis	ILB	6-1	215	Fr.*	RS	Los Angeles, CA (Loyola HS)	78 Brandon Mello	OL
56 Sam Walker	ILB	6-3	225	Fr.*	RS	Orinda, CA (Miramonte HS)	80 Trevon Clark	WR
21 Ricky Walker III	WR	5-11	190	So.*	1L	Oakland, CA (San Leandro HS)	81 Elijah Mojarro	TE
89 Evan Weaver	ILB	6-3	235	Sr.	3L	Spokane, WA (Gonzaga Prep)	82 McCallan Castles	TE
43 Deon White	OLB	6-4	215	Sr.	1L	Stockton, CA (College of San Mateo/Chavez HS)	83 Chris Rogers	WR
64 Gentle Williams	OL	6-3	290	Jr.*	2L	Florence, MS (Florence HS)	84 Gavin Reinwald	TE
28 Miles Williams	DB	6-0	180	Fr.	HS	Mansfield, TX (Mansfield HS)	85 Jake Tonges	TE
26 Craig Woodson	DB	6-0	190	Fr.	HS	Grand Prairie, TX (South Grand Prairie HS)	86 Jared Staub	WR
14 Monroe Young	WR	6-0	200	Fr.*	RS	Las Cruces, NM (Olate HS)	87 Lucas Allen	WR
41 Curley Young Jr.	OLB	6-1	220	Fr.	HS	Pflugerville, TX (Hendrickson HS)	88 Ryan Regan	WR
45 Slater Zellers	LS	6-1	235	Fr.*	RS	Scottsdale, AZ (Notre Dame Prep)	89 Evan Weaver	ILB

*has utilized redshirt season prior to 2019

COACHING STAFF

HEAD COACH: Justin Wilcox, 3rd Season (Oregon, 1999)
OFFENSIVE COORDINATOR/QUARTERBACKS: Beau Baldwin, 3rd Season (Central Washington, 1996)
DEFENSIVE COORDINATOR/OUTSIDE LINEBACKERS: Tim DeRuyter, 3rd Season (Air Force, 1985)
SPECIAL TEAMS COORDINATOR: Charlie Ragle, 3rd Season (Eastern New Mexico, 1998)
CO-DEFENSIVE COORDINATOR/ASSOCIATE HEAD COACH/INSIDE LINEBACKERS: Peter Sirmon, 2nd Season (Oregon, 1999)
DEFENSIVE BACKS: Gerald Alexander, 3rd Season (Boise State, 2009)
DEFENSIVE LINE: Andrew Browning, 1st Season (Boise State, 2007)
RUNNING BACKS: Nicholas Edwards, 3rd Season (Eastern Washington, 2012)
OFFENSIVE LINE: Steve Greatwood, 3rd Season (Oregon, 1980)
WIDE RECEIVERS: Burl Toler III, 2nd Season (Cal, 2005)
TIGHT ENDS: Marques Tuiasosopo, 3rd Season (Washington, 2001)
HEAD STRENGTH & CONDITIONING: Torre Becton, 3rd Season (North Carolina A&T State, 2000)

51 Blake Antzoulatos	ILB
52 Nick Alftin	OLB
53 Michael Saffell	OL
53 Tommy Vanis	ILB
54 Evan Tattersall	ILB
55 Lone Toailoa	DE
56 Jack Beeman	OL
56 Sam Walker	ILB
57 Nick Henderson	ILB
58 Zach Angeillo	ILB
59 Ryan Puskas	ILB
60 Brian Driscoll	OL
60 Alex Murray	ILB
61 Valentino Daltoso	OL
62 Miles Owens	OL
63 Brayden Rohme	OL
64 Gentle Williams	OL
65 Tanner Prenovost	OL
66 Cal Frank	OL
68 Erick Nisich	NG
70 Poutasi Poutasi	OL
71 Jake Curhan	OL
72 McKade Mettauer	OL
73 Matthew Cindric	OL
74 Will Craig	OL
76 Henry Bazakas	OL
77 Jasper Friis	OL
78 Brandon Mello	OL
80 Trevon Clark	WR
81 Elijah Mojarro	TE
82 McCallan Castles	TE
83 Chris Rogers	WR
84 Gavin Reinwald	TE
85 Jake Tonges	TE
86 Jared Staub	WR
87 Lucas Allen	WR
88 Ryan Regan	WR
89 Evan Weaver	ILB
90 Brett Johnson	DT
91 Chinedu Udeogu	OLB/DE
92 Gabriel Cherry	DE
93 Luc Bequette	DE
94 Gunnar Rask	DL
95 Ben Coleman	DL
96 Tevin Paul	OLB/DE
97 Aaron Maldonado	NG
98 Ben Hawk Schrider	OLB/DE
99 Siulagisipai Fuimaono	NG

PRONUNCIATION GUIDE

52 Nick ALFTIN	ALF-tin	71 Jake CURHAN	CUR-han	72 McKade METTAUER	MUH-taw-yer	63 Brayden ROHME	rome
58 Zach ANGELLILLO	an-JUH-ih-low	61 Valentino DALTOSO	dal-TOE-so	6 DEVON Modster	duh-VON	53 Michael SAFFELL	SUH-fell
7 CHIGOZIE ANUSIEM	CHIH-go-zay uh-NOO-see-um	27 ASHTYN Davis	ashton	81 Elijah MOJARRO	muh-HAR-o	46 Gabe SIEMIENIEC	shem-yen-NEHTZ
51 Blake ANTZOULATOS	an-zuh-LOT-us	8 KUONY DENG	coin dang	15 Ben MOOS	moose	86 Jared STAUB	like "stop" but with "b"
76 Henry BAZAKAS	buh-ZACK-iss	42 Colt DOUGHTY	DOW-tee	9 Alex NETHERDA	nuh-THERD-uh	55 LONE TOAILOA	LONE-ay
22 TRAVEON Beck	tray-V-on	77 JASPER FRIIS	JAS-per frees	68 Erick NISICH	NIS-ich		toe-AH-e-low-uh
93 LUC BEQUETTE	luke beck-IT	99 SIULAGISIPAI FUIMAONO	see-ooH-LA-knee-see-paw-e	13 Joseph OGUNBANJO	O-gun-banjo	85 Jake TONGES	TON-jus
40 Parker Bosche	bo-SHAY			49 ORIN PATU	ORE-in PAW-too	91 CHINEDU UDEOGU	chin-uh-DO
13 Spencer BRASCH	brash			17 MAKAI Polk	muh-KY		OOH-dog-ooH
24 CAMRYN Bynum	CAM-rin	34 TARIK Glenn	TAR-ick	70 POUTASI POUTASI	po-TOSS-ee	COACHES	
73 Matthew CINDRIC	SIN-drick	19 CAMERON Goode	CAM-rin good		po-TOSS-ee	Tim DERUYTER	duh-ROOT-er
80 TREVON Clark	TRAY-von	25 Erik HARUTYUNYAN	har-TOON-ee-un	65 Tanner PRENOVOST	PREN-uh-vo	Charlie RAGLE	ray-GULL
37 Steven COUTTS	rhymes with "boots"	36 D'SHAWN Hopkins	DUH-shawn	59 Ryan PUSKAS	PUSS-kis	Peter SIRMON	sermon
11 KEKOA Crawford	kuh-KO-uh	38 Matthew HORWITZ	HOR-witz	88 Ryan REGAN	REE-gin (hard G)	MARQUES TUIASOSOPO	marcus
37 Braxten CROTEAU	CROW-toe	44 ZEANDAE Johnson	Z-on-day	84 Gavin REINWALD	RINE-wald		too-ee-AH-suh-SO-po
		32 JJ LINDSAY	lind-ZEE	4 NIKKO REMIGIO	knee-CO ruh-me-HEE-o		
		78 Brandon MELLO	mellow				

2018 YEAR IN REVIEW



EVAN WEAVER
Inside Linebacker



2018 AWARDS & HONORS

Following is an aggregate list of awards and honors presented to Cal football coaches and players throughout the 2018 football season and the 2019 spring semester.

Hunter Abel, RJr., NG – Cal Scout Team Defensive Player Of The Week (vs. North Carolina)

Zach Angelillo, Fr., ILB – Cal Jonathan And Judy Hoff Football Scholar-Athlete Of The Week (2/18/19), Cal Scout Team Defensive Player Of The Week (at BYU)

Jake Ashton, RSr., TE – National Football Foundation Hampshire Honors Society

Henry Bazakas, RJr., OL – Cal Jonathan And Judy Hoff Football Scholar-Athlete Of The Week (4/8/19), Cal Jonathan And Judy Hoff Football Scholar-Athlete Of The Year, Cal Stub Allison Award (Outstanding Strength And Conditioning), Golden Bear Achievement Award (Cal's Highest Individual GPA)

Traveon Beck, Jr., NB – Cal Co-Defensive Player Of The Week (USC)

Rusty Becker, RSr., DE – Cal Game Captain (at Oregon State), Cal Ken Harvey Award (Academic Commitment And Improvement)

Jack Beeman, RFr., OL – Cal Scout Team Offensive Player Of The Week (vs. Colorado)

Luc Bequette, Jr., DE – All-Pac-12 Honorable Mention (Pac-12 Coaches), All-Pac-12 Third Team (Phil Steele), Cal Brick Muller Award (Most Valuable Defensive Lineman), Cal Co-Defensive Player Of The Week (at USC), Cal Game Captain (vs. North Carolina), Cal Jonathan And Judy Hoff Football Scholar-Athlete Of The Week (4/15/19), Pac-12 Defensive Player Of The Week (at USC), Third-Team All-Pac-12

Parker Bosche, Fr., OLB – Cal Jonathan And Judy Hoff Football Scholar-Athlete Of The Week (4/1/19)

Ross Bowers, Jr., QB – Johnny Uitas Golden Arm Award® Watch List

Christopher Brown Jr., Fr., RB – Cal Jonathan And Judy Hoff Football Scholar-Athlete Of The Week (2/11/19)

Gerran Brown, RJr., ILB – Cal Jonathan And Judy Hoff Football Scholar-Athlete Of The Week (3/4/19)

Ian Bunting, RSr., TE – Cal Game Captain (vs. Washington), National Football Foundation Hampshire Honors Society, NFLPA Collegiate Bowl Selection And Participant

Camryn Bynum, So., CB – All-Pac-12 Honorable Mention (Pac-12 Coaches), All-Pac-12 Second Team (Athlon, Associated Press), All-Pac-12 Third Team (Phil Steele), All-Pac-12 Third Team Preseason (Phil Steele), Cal Berkeley Breakfast Club Award (Outstanding Player In The Big Game), Cal Co-Defensive Player Of The Week (vs. North Carolina), Cal Game Captain (at BYU, vs. Washington), National Defensive Team Of The Week (Pro Football Focus, vs. Washington)

McCallan Castles, Fr., TE – Cal Dink Artal Award (Offensive Player Of The Year), Cal Scout Team Special Teams Player Of The Week

(vs. North Carolina)

Gabriel Cherry, RFr., DE – Cal Jonathan And Judy Hoff Football Scholar-Athlete Of The Week (10/15/18)

Matthew Cindric, Fr., OL – Cal Scout Team Offensive Player Of The Week (vs. North Carolina)

Steven Coutts, Sr., P – All-Pac-12 Fourth-Team Preseason (Athlon, Phil Steele), All-Pac-12 Honorable Mention (Pac-12 Coaches), Cal Game Captain (at Oregon State), Cal J. Scott Duncan Award (Most Valuable Special Teams Player), Cal Jonathan And Judy Hoff Football Scholar-Athlete Of The Week (11/26/18), Cal Special Teams Player Of The Week (at BYU, vs. Colorado, at USC), Cal Co-Special Teams Player Of The Week (vs. Washington), Pac-12 All-Academic First Team, Pac-12 Special Teams Player Of The Week (vs. Colorado, at USC)

Jake Curhan, So., OL – Cal Game Captain (at Washington State), Cal Jonathan And Judy Hoff Football Scholar-Athlete Of The Week (2/25/19), Cal Offensive Player Of The Week (at USC), Pac-12 All-Academic Second Team

Marcel Dancy, Jr., RB – Cal Jonathan And Judy Hoff Football Scholar-Athlete Of The Week (3/18/19), Cal Scout Team Offensive Player Of The Week (at USC), Pac-12 Offensive Team Of The Week (Pro Football Focus, vs. Idaho State)

Ashtyn Davis, Jr., S/KR – All-Pac-12 First Team (*Associated Press, *Athlon, *Pro Football Focus), All-Pac-12 First Team Midseason (Pro Football Focus), All-Pac-12 Fourth Team Preseason (Phil Steele), All-Pac-12 Honorable Mention (*Pac-12 Coaches), All-Pac-12 Second Team (^Phil Steele), Cal Co-Defensive Player Of The Week (vs. Colorado), Cal Game Captain (vs. Colorado), Cal Special Teams Player Of The Week (Idaho State), National Defense Of The Week (Pro Football Focus, vs. Colorado), Pac-12 Defensive Player Of The Week (vs. Colorado), Paul Hornung Award Watch List
*Safety; ^Kick Returner

Defensive Backs – Cal Scout Team Defensive Player Of The Week (vs. Idaho State)

Tim DeRuyter, Defensive Coordinator – Broyles Award Semifinalist

Jordan Duncan, Jr., WR – Cal Game Captain (vs. Oregon), Cal Offensive Player Of The Week (vs. Idaho State)

Hiroaki Endo, RSr., WR – Cal Jonathan And Judy Hoff Football Scholar-Athlete Of The Week (9/10/18)

Daniel Etter, RFr., LS – Cal Jonathan And Judy Hoff Football Scholar-Athlete Of The Week (3/11/19)

Chase Forrest, RSr., QB – Cal Game Captain (vs. UCLA), Cal Joe Roth Award (Courage, Attitude And Sportsmanship)

Alex Funches, Sr., OLB – Cal Game Captain (at Arizona), Cal Ken Cotton Award (Most Courageous Player), Cal Jonathan And Judy Hoff Football Scholar-Athlete Of The Week (9/17/18)

Siulagísipai Fuimaono, Fr., NG – Pac-12 All-Academic Honorable Mention

Chase Garbers, Fr., QB – Cal Bob Simmons Award (Most Valuable Freshman), Cal Jonathan And Judy Hoff Football Scholar-Athlete Of The Week (10/8/18), Pac-12 All-Academic Honorable Mention, Pac-12 Offensive Team Of The Week (Pro Football Focus, vs. Idaho State)

Ryan Gibson, Jr., OL – Pac-12 All-Academic Honorable Mention

Cameron Goode, So., OLB – Cal Co-Defensive Player Of The Week (vs. North Carolina), Cal Jonathan And Judy Hoff Football Scholar-Athlete Of The Week (10/29/18)

Jaylenn Hawkins, Jr., S – All-Bowl Team (SI.com), Cal Game Captain (at USC), Cal Jonathan And Judy Hoff Football Scholar-Athlete Of The Week (12/3/18), Cheez-It Bowl Defensive MVP (vs. TCU)

Matt Horwitz, RFr., OLB – Cal Jonathan And Judy Hoff Football Scholar-Athlete Of The Week (10/1/18), Cal Scout Team Defensive Player Of The Week (vs. Washington)

Ray Hudson, RSr., TE – John Mackey Award Watch List

Zeandae Johnson, RJr., DE – Cal Jonathan And Judy Hoff Football Scholar-Athlete Of The Week (4/29/19)

Jordan Kunaszyk, Sr., ILB – All-American Second Team (Sports Illustrated), All-Pac-12 First Team (Athlon, Pac-12 Coaches, Phil Steele), All-Pac-12 First Team Midseason (*Pro Football Focus), All-Pac-12 Second Team (Associated Press), All-Pac-12 Third Team Preseason (Athlon), Bronko Nagurski Trophy Watch List, Butkus Award® Watch List, Lott IMPACT Trophy Semifinalist, Cal Andy Smith Award (Most Big C Playing Time), Cal Bear Backers Award (Co-Most Valuable Defensive Player), NFLPA Collegiate Bowl Selection And Participant, Season Captain, Third-Team Preseason All-Pac-12 (Athlon), Tiny Bates Memorial Award

**Selected as Flex Defense*

Patrick Laird, Sr., RB – All-Pac-12 Fourth Team Preseason (Phil Steele), All-Pac-12 Second Team Preseason (Athlon, Lindy's, Phil Steele), Allstate AFCA Good Works Team®, Burlsworth Trophy Finalist, Cal Bear Backers Award (Most Valuable Offensive Player), Cal Offensive Player Of The Week (vs. Washington), Cal Season Captain, Cal Ted Agu Award (Most Consistently Involved In Community Service), Cal Walter A. Haas Jr. Community Service Award (Commitment And Service To The University And Larger Community), Campbell Trophy Semifinalist, Coach Wooden Citizenship Cup Semifinalist, CoSIDA Google Cloud CoSIDA Academic All-District® 8 Team, Doak Walker Award Preseason Candidate, Maxwell Award Watch List, National Football Foundation Hampshire Honors Society, National Offensive Team Of The Week (Pro Football Focus, vs. Washington), NFLPA Collegiate Bowl Selection, Pac-12 All-Academic First Team, Senior All-American Second Team (Senior CLASS Award), Senior CLASS Award Finalist, Wuerffel Trophy Watch List

Chris Landgrebe, Fr., PK – Pac-12 All-Academic Honorable Mention

Aaron Maldonado, Fr., NG – Cal Clint Evans Award (Most Intense Freshman Competitor)

Malik McMorris, Sr., FB – Cal Co-Offensive Player Of The Week

(vs. Colorado), Cal Frank Schlessinger Coaches Award (Outstanding Athletic Ability And Academic Success), Cal Game Captain (at USC), Cal Joseph McDonnell Kavanagh Award (Student-Athlete Who Has Made Exceptional Improvement In His Or Her Academic And Intellectual Pursuits At Cal), Pac-12 All-Academic Honorable Mention

Patrick Mekari, Sr., OL – All-Pac-12 Second Team (Associated Press), All-Pac-12 Second Team Midseason (Pro Football Focus), All-Pac-12 Second Team Preseason (Athlon, Lindy's), All-Pac-12 Third Team (Athlon), Cal Game Captain (vs. North Carolina), Cal Offensive Player Of The Game (vs. North Carolina), Outland Trophy Watch List

Collin Moore, RFr., TE – Cal Dink Artal Award (Special Teams Player Of The Year), Cal Scout Team Special Teams Player Of The Week (at USC)

Alex Netherda, RJr., RB – Cal Jonathan And Judy Hoff Football Scholar-Athlete Of The Week (9/24/18)

Erick Nisich, Fr., DE – Cal Dink Artal Award (Defensive Player Of The Year), Cal Scout Team Defensive Player Of The Week (at USC)

Kanawai Noa, Jr., WR – All-Pac-12 Fourth Team Preseason (Athlon), Biletnikoff Award Watch List, Cal Offensive Player Of The Week (at BYU), Polynesian College Football Player Of The Year Watch List

Chibuzo Nwokocha, RSr., CB – Cal Scout Team Special Teams Player Of The Week (at BYU)

Offensive Line – Cal Scout Team Offensive Player Of The Week (vs. Idaho State)

Addison Ooms, Sr., OL – Cal Brick Muller Award (Most Valuable Offensive Lineman), Cal Game Captain (at BYU, vs. Colorado), Rimington Trophy Watch List

Chris Palmer, Sr., NG – Cal Bob Tessier Award (Most Improved Lineman), Cal Game Captain (vs. UCLA)

Tevin Paul, So., DT – Cal Defensive Player Of The Week (at BYU), Cal Game Captain (at BYU)

Demetris Robertson, So., WR – All-Pac-12 Second Team Preseason (Athlon)

Robby Rowell, Fr., QB – Cal Scout Team Offensive Player Of The Week (at BYU)

Michael Saffell, So., OL – Cal Game Captain (at Arizona), Cal Jonathan And Judy Hoff Football Scholar-Athlete Of The Week (10/22/18), Pac-12 All-Academic First Team, Pac-12 Offensive Team Of The Week (Pro Football Focus, vs. Idaho State)

Daniel Scott, Fr., S – Cal Co-Special Teams Player Of The Week (vs. Washington)

Senior Class – Cal Game Captain (vs. Stanford)

Ben Skinner, Fr., WR – Cal Scout Teams Special Teams Player Of The Week (vs. Colorado)



Quentin Tartabull, Sr., S – Cal Game Captain (at BYU), Cal Special Teams Player Of The Week (vs. North Carolina)

Team – National Team Of The Week (Pro Football Focus, vs. Washington; FWAA Reveal Suits, at USC), National Uniform Of The Week (UNISWAG, vs. UCLA)

JH Tevis, Fr., OLB – Cal Scout Team Defensive Player Of The Week (vs. Colorado)

Greg Thomas, R Jr., PK – Cal Jonathan And Judy Hoff Football Scholar-Athlete Of The Week (2/4/19)

Jake Tonges, R Fr., TE – Cal Jonathan And Judy Hoff Football Scholar-Athlete Of The Week (11/5/18)

Marques Tuiasosopo, R Fr., Passing Game Coordinator/Quarterbacks/Recruiting Coordinator – Polynesian Football Hall Of Fame Selection

Bryce Turner, R So., CB – Cal Scout Team Special Teams Player Of The Week (vs. Idaho State)

Chinedu Udeogu, So., DE – Pac-12 All-Academic Honorable Mention

Tommy Vanis, Fr., ILB – Cal Scout Teams Special Teams Player Of The Week (vs. Colorado)

Alonso Vera, Sr., LS – Cal Jonathan And Judy Hoff Football Scholar-Athlete Of The Week (11/12/18)

Ricky Walker III, Fr., WR – Pac-12 All-Academic Honorable Mention

Biaggio Ali Walsh, R Fr., RLB – Cal Scout Team Offensive Player Of The Week (vs. Colorado)

Moe Ways, Sr., WR – Cal Co-Offense Player Of The Week (vs. Colorado), National Football Foundation Hampshire Honors Society

Evan Weaver, Jr., ILB – All-American Second Team (Pro Football Focus), All-Pac-12 First Team (Associated Press, Pro Football Focus), All-Pac-12 Second Team (Athlon, Pac-12 Coaches, Phil Steele), All-Pac-12 First Team Midseason (Pro Football Focus), Cal Bear Backers Award (Co-Most Valuable Defensive Player), Cal Co-Defensive Player Of The Week (vs. Colorado), Cal Defensive Player Of The Week (at BYU, vs. Idaho State, vs. Washington), Cal Game Captain (vs. Oregon, at Washington State), Lott IMPACT Trophy Watch List, National Defensive Team Of The Week (Pro Football Focus, vs. Washington), Pac-12 Defensive Player of the Week (College Sports Madness, vs. Washington)

Vic Wharton III, Sr., WR – All-Pac-12 Second-Team Preseason (Lindy's), All-Pac-12 Third Team Preseason (Athlon), Biletnikoff Award Watch List

Monroe Young, Fr., WR – Cal Jonathan And Judy Hoff Football Scholar-Athlete Of The Week (4/22/19)

2018 STATISTICS

RECORD	OVERALL	HOME	AWAY	NEUTRAL
All Games	7-6-0	4-3-0	3-2-0	0-1-0
Conference	4-5-0	2-3-0	2-2-0	0-0-0
Non-Conference	3-1-0	2-0-0	1-0-0	0-1-0

DATE	OPPONENT	RESULT	OVERALL	CONFERENCE	TIME	ATTEND
Sep 1	North Carolina	W, 24-17	1-0-0	0-0-0	3:30	42168
Sep 8	at BYU	W, 21-18	2-0-0	0-0-0	3:29	52602
Sep 15	Idaho State	W, 45-23	3-0-0	0-0-0	3:13	37104
Sep 29	Oregon*	L, 24-42	3-1-0	0-1-0	3:13	46747
Oct 6	at Arizona*	L, 17-24	3-2-0	0-2-0	3:20	44253
Oct 13	UCLA!*	L, 7-37	3-3-0	0-3-0	3:05	45889
Oct 20	at Oregon State*	W, 49-7	4-3-0	1-3-0	3:05	32390
Oct 27	Washington*	W, 12-10	5-3-0	2-3-0	2:57	39138
Nov 3	at Washington State*	L, 13-19	5-4-0	2-4-0	3:17	32952
Nov 10	at USC*	W, 15-14	6-4-0	3-4-0	3:10	56721
Nov 24	Colorado+*	W, 33-21	7-4-0	4-4-0	3:06	34457
Dec 1	Stanford*	L, 13-23	7-5-0	4-5-0	3:06	57857
Dec 26	TCU^	L, 7-10 (OT)	7-6-0	4-5-0	3:22	33121

Home Games In Bold At California Memorial Stadium, Berkeley, CA | *Pac-12 Game | !Homecoming And Joe Roth Game | +Senior Day | ^Cheez-It Bowl, Chase Field, Phoenix, AZ | Rankings At Time Of Game (AP Top 25/Coaches Poll Before Nov. 3; College Football Playoff Ranking/AP Top 25/Amway Coaches Poll Nov. 4)

TEAM STATISTICS

	CAL	OPP	FUMBLES-LOST	21-11	17-7				
SCORING	280	265	PENALTIES-Yards	74-651	80-710				
Points Per Game	21.5	20.4	Average Per Game	50.1	54.6				
Points Off Turnovers	81	78	PUNTS-Yards	72-2985	74-3125				
FIRST DOWNS	251	227	Average Per Punt	41.5	42.2				
Rushing	111	106	Net punt average	38.0	38.9				
Passing	113	103	KICKOFFS-Yards	57-3621	55-3372				
Penalty	27	18	Average Per Kick	63.5	61.3				
RUSHING YARDAGE	2045	1847	Net kick average	40.1	38.4				
Yards gained rushing	2314	2206	TIME OF POSSESSION/Game	30:19	29:41				
Yards lost rushing	269	359	3RD-DOWN Conversions	68/192	69/199				
Rushing Attempts	487	511	3rd-Down Pct	35%	35%				
Average Per Rush	4.2	3.6	4TH-DOWN Conversions	17/27	12/22				
Average Per Game	157.3	142.1	4th-Down Pct	63%	55%				
TDs Rushing	13	13	SACKS BY-Yards	31-201	36-174				
PASSING YARDAGE	2421	2276	MISC YARDS	0	0				
Comp-Att-Int	254-423-20	223-387-21	TOUCHDOWNS SCORED	35	32				
Average Per Pass	5.7	5.9	FIELD GOALS-ATTEMPTS	12-17	14-18				
Average Per Catch	9.5	10.2	ON-SIDE KICKS	0-3	1-4				
Average Per Game	186.2	175.1	RED-ZONE SCORES	(28-39) 72%	(30-33) 91%				
TDs Passing	16	13	RED-ZONE TOUCHDOWNS	(19-39) 49%	(19-33) 58%				
TOTAL OFFENSE	4466	4123	PAT-ATTEMPTS	(32-32) 100%	(29-31) 94%				
Total Plays	910	898	ATTENDANCE	300061	218918				
Average Per Play	4.9	4.6	Games/Avg Per Game	7/42866	5/43784				
Average Per Game	343.5	317.2	Neutral Site Games		1/33121				
KICK RETURNS: #-Yards	35-811	23-510	SCORE BY QUARTERS	1st	2nd	3rd	4th	OT	Total
PUNT RETURNS: #-Yards	27-167	23-206	California	62	88	65	65	0	280
INT RETURNS: #-Yards	21-301	20-460	Opponents	44	67	65	86	3	265
KICK RETURN AVERAGE	23.2	22.2							
PUNT RETURN AVERAGE	6.2	9.0							
INT RETURN AVERAGE	14.3	23.0							



2018 STATISTICS

RUSHING	GP	Att	Gain	Loss	Net	Avg	TD	Long	Avg/G
Patrick Laird	13	223	997	36	961	4.3	5	62	73.9
Chase Garbers	12	98	535	115	420	4.3	2	23	35.0
Brandon McIlwain	10	79	465	62	403	5.1	4	28	40.3
Christopher Brown Jr.	13	37	151	3	148	4.0	1	16	11.4
Marcel Dancy	4	14	85	4	81	5.8	1	18	20.2
Vic Wharton III	12	2	15	0	15	7.5	0	8	1.2
Jeremiah Hawkins	13	9	25	13	12	1.3	0	8	0.9
Biaggio Ali Walsh	10	4	10	1	9	2.2	0	5	0.9
Alex Netherda	13	1	8	0	8	8.0	0	8	0.6
Kanawai Noa	8	1	6	0	6	6.0	0	6	0.8
Derrick Clark	2	2	6	0	6	3.0	0	5	3.0
Malik McMorris	13	2	5	0	5	2.5	0	3	0.4
Nikko Remigio	9	1	0	1	-1	-1.0	0	0	-0.1
Ross Bowers	1	3	6	13	-7	-2.3	0	6	-7.0
Chase Forrest	1	1	0	8	-8	-8.0	0	0	-8.0
Team	9	10	0	13	-13	-1.3	0	0	-1.4
Total.....	13	487	2314	269	2045	4.2	13	62	157.3
Opponents.....	13	511	2206	359	1847	3.6	13	74	142.1

PASSING	G	Effic	Cmp-Att-Int	Pct	Yds	TD	Long	Avg/G
Chase Garbers	12	119.89	159-260-10	61.2	1506	14	55	125.5
Brandon McIlwain	10	104.41	80-129-8	62.0	763	2	45	76.3
Ross Bowers	1	74.73	8-17-0	47.1	56	0	19	56.0
Chase Forrest	1	49.74	5-14-2	35.7	71	0	33	71.0
Patrick Laird	13	205.00	2-2-0	100.0	25	0	14	1.9
Team	9	0.00	0-1-0	0.0	0	0	0	0.0
Total.....	13	111.15	254-423-20	60.0	2421	16	55	186.2
Opponents.....	13	107.26	223-387-21	57.6	2276	13	63	175.1

RECEIVING	G	No	Yds	Avg	TD	Long	Avg/G
Patrick Laird	13	51	288	5.6	4	29	22.2
Vic Wharton III	12	50	502	10.0	1	55	41.8
Moe Ways	13	34	383	11.3	1	41	29.5
Kanawai Noa	8	30	369	12.3	2	52	46.1
Jordan Duncan	8	20	267	13.4	4	33	33.4
Ian Bunting	13	18	195	10.8	0	45	15.0
Jeremiah Hawkins	13	16	177	11.1	1	22	13.6
Nikko Remigio	9	11	62	5.6	0	12	6.9
Malik McMorris	13	7	34	4.9	2	10	2.6
Christopher Brown Jr.	13	5	31	6.2	0	10	2.4
Ray Hudson	10	4	53	13.2	0	20	5.3
Jake Ashton	13	2	23	11.5	1	20	1.8
Marcel Dancy	4	2	15	7.5	0	14	3.8
McCallan Castles	3	1	15	15.0	0	15	5.0
Ricky Walker III	10	1	8	8.0	0	8	0.8
Derrick Clark	2	1	3	3.0	0	3	1.5
Brandon McIlwain	10	1	-4	-4.0	0	0	-0.4
Total.....	13	254	2421	9.5	16	55	186.2
Opponents.....	13	223	2276	10.2	13	63	175.1

PUNT RETURNS	No	Yds	Avg	TD	Long
Nikko Remigio	15	103	6.9	0	46
Vic Wharton III	11	68	6.2	0	35
Team	1	-4	-4.0	0	0
Total.....	27	167	6.2	0	46
Opponents.....	23	206	9.0	0	58

INTERCEPTIONS	No	Yds	Avg	TD	Long
Jaylinn Hawkins	6	39	6.5	0	29
Ashtyn Davis	4	59	14.8	1	35
Traveon Beck	3	23	7.7	0	20
Evan Weaver	2	47	23.5	1	37
Camryn Bynum	2	0	0.0	0	0
Jordan Kunaszzyk	1	7	7.0	0	7
Josh Drayden	1	54	54.0	1	54
Cameron Goode	1	38	38.0	1	38
Elijah Hicks	1	34	34.0	1	34
Total.....	21	301	14.3	5	54
Opponents.....	20	460	23.0	3	72

KICK RETURNS	No	Yds	Avg	TD	Long
Ashtyn Davis	24	629	26.2	1	89
Jaylinn Hawkins	4	38	9.5	0	19
Jeremiah Hawkins	3	100	33.3	0	54
Malik McMorris	2	21	10.5	0	11
Ian Bunting	1	5	5.0	0	5
Marcel Dancy	1	18	18.0	0	18
Total.....	35	811	23.2	1	89
Opponents.....	23	510	22.2	0	46

FUMBLE RETURNS	No	Yds	Avg	TD	Long
Total.....	0	0	0.0	0	0
Opponents.....	5	142	28.4	3	61

SCORING	TD	FGs	PATs					Saf	Points
			Kick	Rush	Rcv	Pass	DXP		
Greg Thomas	0	12-17	32-32	0-0	0	0-0	0	0	68
Patrick Laird	9	0-0	0-0	0-0	0	0-0	0	0	54
Jordan Duncan	4	0-0	0-0	0-0	0	0-0	0	0	24
Brandon McIlwain	4	0-0	0-0	0-0	0	0-0	0	0	24
Ashtyn Davis	2	0-0	0-0	0-0	0	0-0	0	0	12
Malik McMorris	2	0-0	0-0	0-0	0	0-0	0	0	12
Chase Garbers	2	0-0	0-0	0-1	0	0-2	0	0	12
Kanawai Noa	2	0-0	0-0	0-0	0	0-0	0	0	12
Marcel Dancy	1	0-0	0-0	0-0	0	0-0	0	0	6
Christopher Brown Jr.	1	0-0	0-0	0-0	0	0-0	0	0	6
Evan Weaver	1	0-0	0-0	0-0	0	0-0	0	0	6
Jeremiah Hawkins	1	0-0	0-0	0-0	0	0-0	0	0	6
Moe Ways	1	0-0	0-0	0-0	0	0-0	0	0	6
Cameron Goode	1	0-0	0-0	0-0	0	0-0	0	0	6
Vic Wharton III	1	0-0	0-0	0-0	0	0-0	0	0	6
Elijah Hicks	1	0-0	0-0	0-0	0	0-0	0	0	6
Josh Drayden	1	0-0	0-0	0-0	0	0-0	0	0	6
Jake Ashton	1	0-0	0-0	0-0	0	0-0	0	0	6
Team	0	0-0	0-0	0-0	0	0-0	0	1	2
Total.....	35	12-17	32-32	0-1	0	0-2	0	1	280
Opponents.....	32	14-18	29-31	0-0	1	1-1	0	0	265

TOTAL OFFENSE	G	Plays	Rush	Pass	Total	Avg/G
Chase Garbers	12	358	420	1506	1926	160.5
Brandon McIlwain	10	208	403	763	1166	116.6
Patrick Laird	13	225	961	25	986	75.8
Christopher Brown Jr.	13	37	148	0	148	11.4
Marcel Dancy	4	14	81	0	81	20.2
Chase Forrest	1	15	-8	71	63	63.0
Ross Bowers	1	20	-7	56	49	49.0
Vic Wharton III	12	2	15	0	15	1.2
Jeremiah Hawkins	13	9	12	0	12	0.9
Biaggio Ali Walsh	10	4	9	0	9	0.9
Alex Netherda	13	1	8	0	8	0.6
Kanawai Noa	8	1	6	0	6	0.8
Derrick Clark	2	2	6	0	6	3.0
Malik McMorris	13	2	5	0	5	0.4
Nikko Remigio	9	1	-1	0	-1	-0.1
Team	9	11	-13	0	-13	-1.4
Total.....	13	910	1847	2421	4466	343.5
Opponents.....	13	898	1847	2276	4123	317.2

2018 STATISTICS

FIELD GOALS	FGM-FGA	Pct	01-19	20-29	30-39	40-49	50-99	Lg	Blk
Greg Thomas	12-17	70.6	0-0	4-4	4-6	4-7	0-0	46	1

FG SEQUENCE	California	OPPONENTS
North Carolina	(35),47	(43)
BYU	-	(36)
Idaho State	(44)	(23)
Oregon	(25)	41
Arizona	(35)	(46),40
UCLA	32	(25),(29),(42)
Oregon State	-	-
Washington	(23),(35),41	(26)
Washington State	47,(42),(46)	(29),(36),30
USC	-	-
Colorado	(24),(33)	-
Stanford	(40),(24),36	(26),(19),(21)
TCU	-	44,(27)

Numbers in (parentheses) indicate field goal was made.

PUNTING	No	Yds	Avg	Long	TB	FC	I20	50+	Blkd
Steven Coutts	72	2985	41.5	73	2	25	37	9	0
Total.....	72	2985	41.5	73	2	25	37	9	0
Opponents.....	74	3125	42.2	84	4	24	27	14	0

KICKOFFS	No	Yds	Avg	TB	OB	Retn	Net	YdLn
Chris Landgrebe	55	3493	63.5	32	0			
Gabe Siemieniec	2	128	64.0	1	0			
Total.....	57	3621	63.5	33	0	510	40.1	24
Opponents.....	55	3372	61.3	18	2	811	38.4	26

ALL PURPOSE	G	Rush	Rec	PR	KOR	IR	Tot	Avg/G
Patrick Laird	13	961	288	0	0	0	1249	96.1
Ashtyn Davis	13	0	0	0	629	59	688	52.9
Vic Wharton III	12	15	502	68	0	0	585	48.8
Chase Garbers	12	420	0	0	0	0	420	35.0
Brandon McIlwain	10	403	-4	0	0	0	399	39.9
Moe Ways	13	0	383	0	0	0	383	29.5
Kanawai Noa	8	6	369	0	0	0	375	46.9
Jeremiah Hawkins	13	12	177	0	100	0	289	22.2
Jordan Duncan	8	0	267	0	0	0	267	33.4
Ian Bunting	13	0	195	0	5	0	200	15.4
Christopher Brown Jr.	13	148	31	0	0	0	179	13.8
Nikko Remigio	9	-1	62	103	0	0	164	18.2
Marcel Dancy	4	81	15	0	18	0	114	28.5
Jaylenn Hawkins	13	0	0	0	38	39	77	5.9
Malik McMorris	13	5	34	0	21	0	60	4.6
Josh Drayden	13	0	0	0	0	54	54	4.2
Ray Hudson	10	0	53	0	0	0	53	5.3
Evan Weaver	13	0	0	0	0	47	47	3.6
Cameron Goode	1	0	0	0	0	38	38	38.0
Elijah Hicks	13	0	0	0	0	34	34	2.6
Jake Ashton	13	0	23	0	0	0	23	1.8
Traveon Beck	13	0	0	0	0	23	23	1.8
McCallan Castles	3	0	15	0	0	0	15	5.0
Derrick Clark	2	6	3	0	0	0	9	4.5
Biaggio Ali Walsh	10	9	0	0	0	0	9	0.9
Ricky Walker III	10	0	8	0	0	0	8	0.8
Alex Netherda	13	8	0	0	0	0	8	0.6
Jordan Kunaszyk	13	0	0	0	0	7	7	0.5
Ross Bowers	1	-7	0	0	0	0	-7	-7.0
Chase Forrest	1	-8	0	0	0	0	-8	-8.0
Team	9	-13	0	-4	0	0	-17	-1.9
Total.....	13	2045	2421	167	811	301	5745	441.9
Opponents.....	13	1847	2276	206	510	460	5299	407.6



2018 STATISTICS

DEFENSIVE LEADERS	GP-GS	---Tackles---			TFL/Yds	-Sacks-		---Pass Def---			-Fumbles-		Blkd	
		Solo	Ast	Total		No-Yards	Int-Yds	BrUp	QBH	Rcv-Yds	FF	Kick	Saf	
Evan Weaver	13-13	88	71	159	9.5-42	4.5-28	2-47	6	1	
Jordan Kunaszzyk	13-13	95	53	148	11.0-55	4.0-24	1-7	3	3	1-0	5	.	.	
Ashtyn Davis	13-13	37	19	56	1.5-4	.	4-59	5	.	1-0	.	.	.	
Luc Bequette	13-13	27	22	49	6.5-31	5.0-29	.	1	2	.	2	1	.	
Camryn Bynum	13-13	33	15	48	2.5-3	.	2-0	10	
Tevin Paul	13-9	26	18	44	11.0-38	2.0-18	.	2	3	
Alex Funches	13-13	24	14	38	8.0-48	5.0-31	.	1	3	.	1	.	.	
Jaylenn Hawkins	13-12	23	9	32	3.5-17	.	6-39	3	1	
Traveon Beck	13-4	26	6	32	2.0-6	.	3-23	4	.	.	1	.	.	
Elijah Hicks	13-11	22	9	31	5.0-14	.	1-34	2	
Chris Palmer	13-10	11	19	30	2.0-9	1.0-7	.	6	
Rusty Becker	12-7	8	12	20	1.0-5	0.5-3	.	.	.	1-0	.	.	.	
Josh Drayden	13-2	11	7	18	.	.	1-54	3	
Zeandae Johnson	13-2	9	9	18	3.5-12	2.0-7	.	.	3	
Quentin Tartabull	11-2	12	5	17	1-0	.	.	.	
Evan Rambo	12-4	12	4	16	4.0-30	2.0-24	
Trey Turner III	12-0	10	4	14	2.0-13	1.0-10	
Chinedu Udeogu	13-0	8	5	13	
Malik Psalms	11-0	8	4	12	1.0-10	1.0-10	
Lone Toailoa	12-0	3	6	9	1.0-1	1.0-1	.	.	1	
Siulagisipai Fuimaono	12-1	5	3	8	.	.	.	1	.	1-0	.	.	.	
Aaron Maldonado	9-0	4	4	8	1.5-8	1.5-8	
Deon White	12-0	2	6	8	0.5-1	0.5-1	.	.	1	
Alex Netherda	13-0	2	4	6	
Evan Tattersall	4-0	3	3	6	
Jeremiah Hawkins	13-1	4	1	5	1	.	.	
Jake Ashton	13-0	4	1	5	
Daniel Scott	10-0	3	1	4	1-0	.	.	.	
Christopher Brown Jr.	13-0	4	.	4	
Malik McMorris	13-7	3	.	3	
Colt Doughty	5-0	2	1	3	
Cameron Goode	1-1	3	.	3	.	.	1-38	1	
Joseph Ogunbanjo	10-0	3	.	3	1	
Jake Curhan	13-13	2	.	2	
Branden Smith	7-0	1	1	2	
Ricky Walker III	10-1	1	1	2	
Jake Tonges	12-0	.	2	2	
Erick Nisich	1-0	1	1	2	
Vic Wharton III	12-11	2	.	2	
Patrick Laird	13-13	2	.	2	
Ben Moos	5-0	.	1	1	
Tommy Vanis	3-0	.	1	1	
Moe Ways	13-8	1	.	1	
Brandon Singleton	3-0	1	.	1	
Chibuzo Nwokocho	3-0	1	.	1	
Bryce Turner	1-0	.	1	1	
Nick Alftin	3-0	.	1	1	
Alonso Vera	13-0	.	1	1	
Ian Bunting	13-4	.	1	1	
Semisi Uluave	8-0	1	.	1	
Biaggio Ali Walsh	10-0	1	.	1	1	.	.	
Chase Garbers	12-10	1	.	1	1	.	.	
Team	9-0	1-0	.	.	1	
Total.....	13-0	550	346	896	77-347	31-201	21-301	48	19	7-0	12	1	1	
Opponents.....	13-0	537	356	893	79-270	36-174	20-460	55	13	11-142	12	1	.	



2018 STATISTICS (TEAM)

Table with columns: Date, Opponent, Rushing (No, Yds, TD, Lg), Receiving (No, Yds, TD, Lg), Passing (Cmp-Att-Int, Yds, TD, Lg), Kick Ret (No, Yds, TD, Lg), Punt Ret (No, Yds, TD, Lg), tot off. Rows include games from Sep 1 to Dec 26 and totals for the season and opponents.

Games: 13
Avg/rush: 4.2
Avg/catch: 9.5
Pass effic: 111.15
KR avg: 23.2
PR avg: 6.2
All purpose avg/game: 441.9
Total offense avg/gm: 343.5

Table with columns: Date, Opponent, Tackles (Solo, Ast, Total, TFL-Yds), Sacks (No-Yds, FF, FR-Yds), Fumble (Int-Yds, QBH, Brk), Pass (Int-Yds, QBH, Brk), Blkd (Kick), Kicks-XPTS (Att-Mad, Run, Rcv, Saf), Pts. Rows include games from Sep 1 to Dec 26 and totals for the season and opponents.

Table with columns: Date, Opponent, Punting (No, Yds, Avg, Long, Blkd, TB, FC, 50+I20), Field Goals (Att-Made, Lg, Blkd), Kickoffs (No, Yds, Avg, TB, OB). Rows include games from Sep 1 to Dec 26 and totals for the season and opponents.



2018 STATISTICS (OPPONENT)

Date	Opponent	RUSHING				RECEIVING				PASSING				KICK RET				PUNT RET				Tot Off		
		No	Yds	TD	Lg	No	Yds	TD	Lg	Cmp	Att	Int	Yds	TD	Lg	No	Yds	TD	Lg	No	Yds		TD	Lg
Sep 1	NORTH CAROLINA	38	164	1	21	15	137	1	44	15	35	4	137	1	44	3	48	0	19	2	28	0	27	301
Sep 8	at BYU	33	91	0	13	22	196	1	24	22	41	2	196	1	24	1	17	0	17	3	-4	0	0	287
Sep 15	IDAHO STATE	45	140	2	15	15	179	1	63	15	23	1	179	1	63	2	32	0	17	0	0	0	0	319
Sep 29	OREGON	42	260	2	74	16	225	2	36	16	22	0	225	2	36	2	47	0	24	1	4	0	4	485
Oct 6	at Arizona	34	124	0	25	15	141	1	31	15	25	1	141	1	31	1	30	0	30	2	24	0	16	265
Oct 13	UCLA	55	207	3	20	13	141	0	46	13	15	0	141	0	46	1	16	0	16	1	40	0	40	348
Oct 20	at Oregon State	41	95	1	33	17	146	0	24	17	33	2	146	0	24	3	53	0	21	2	0	0	0	241
Oct 27	WASHINGTON	33	91	0	22	12	159	1	41	12	25	2	159	1	41	0	0	0	0	2	27	0	28	250
Nov 3	at Washington State	15	76	1	15	35	337	1	28	35	51	1	337	1	28	2	65	0	46	0	0	0	0	413
Nov 10	at USC	38	97	0	44	21	180	2	24	21	34	1	180	2	24	0	0	0	0	1	0	0	0	277
Nov 24	COLORADO	43	148	1	18	16	170	2	26	16	33	3	170	2	26	5	125	0	33	4	-6	0	0	318
Dec 1	STANFORD	35	92	1	13	18	237	1	46	18	29	0	237	1	46	2	49	0	27	2	23	0	21	329
Dec 26	vs TCU	59	262	1	33	8	28	0	15	8	21	4	28	0	15	1	28	0	28	3	70	0	58	290
Opponents.....		511	1847	13	74	223	2276	13	63	223	387	21	2276	13	63	23	510	0	46	23	206	0	58	4123
California.....		487	2045	13	62	254	2421	16	55	254	423	20	2421	16	55	35	811	1	89	27	167	0	46	4466

Games: 13
 Avg/rush: 3.6
 Avg/catch: 10.2
 Pass effic: 107.26
 KR avg: 22.2
 PR avg: 9.0
 All purpose avg/game: 407.6
 Total offense avg/gm: 317.2

Date	Opponent	TACKLES				SACKS		FUMBLE		Pass		Blkd Kick	Kicks-XPTS				Pts	
		Solo	Ast	Total	TFL-Yds	No-Yds	FF	FR-Yds	Int-Yds	QBH	Brk		Att-Mad	Run	Rcv	Saf		
Sep 1	NORTH CAROLINA	55	16	71	10.0-31	5.0-24	0	0-0	0-0	2	5	1	2-2	0	0	0	0	17
Sep 8	at BYU	48	16	64	3.0-4	0.0-0	1	2-36	1-15	1	5	0	1-1	0	1	0	0	18
Sep 15	IDAHO STATE	50	34	84	3.0-13	1.0-5	1	1-0	1-31	0	5	0	3-2	0	0	0	0	23
Sep 29	OREGON	39	36	75	5.0-21	3.0-16	2	1-61	4-38	1	5	0	6-6	0	0	0	0	42
Oct 6	at Arizona	53	22	75	5.0-26	2.0-17	2	1-0	3-146	0	3	0	3-3	0	0	0	0	24
Oct 13	UCLA	41	26	67	7.0-29	3.0-17	3	3-41	2-0	1	3	0	4-4	0	0	0	0	37
Oct 20	at Oregon State	39	34	73	3.0-6	1.0-2	0	1-0	0-0	2	3	0	1-1	0	0	0	0	7
Oct 27	WASHINGTON	35	30	65	9.0-33	4.0-23	1	0-0	0-0	0	5	0	1-1	0	0	0	0	10
Nov 3	at Washington State	44	20	64	10.0-28	5.0-18	0	0-0	2-40	2	1	0	2-1	0	0	0	0	19
Nov 10	at USC	26	36	62	3.0-11	1.0-7	1	1-0	0-0	0	6	0	2-2	0	0	0	0	14
Nov 24	COLORADO	32	32	64	9.0-22	3.0-12	0	0-0	0-0	1	4	0	3-3	0	0	0	0	21
Dec 1	STANFORD	43	26	69	4.0-18	3.0-11	1	1-4	2-43	1	6	0	2-2	0	0	0	0	23
Dec 26	vs TCU	32	28	60	8.0-28	5.0-22	0	0-0	5-147	2	4	0	1-1	0	0	0	0	10
Opponents.....		537	356	893	79.0-270	36.0-174	12	11-142	20-460	13	55	1	31-29	0	1	0	0	265
California.....		550	346	896	77.0-347	31.0-201	12	7-0	21-301	19	48	1	32-32	0	0	1	0	280

Date	Opponent	PUNTING							FIELD GOALS			KICKOFFS								
		No	Yds	Avg	Long	Blkd	TB	FC	50+ I20	Att-Made	Lg	Blkd	No	Yds	Avg	TB	OB			
Sep 1	NORTH CAROLINA	7	295	42.1	51	0	0	2	2	2	2	0	1-1	43	0	2	130	65.0	1	0
Sep 8	at BYU	6	266	44.3	52	0	1	2	2	2	0	1-1	36	0	3	190	63.3	0	0	
Sep 15	IDAHO STATE	9	351	39.0	50	0	0	0	2	2	0	1-1	23	0	5	256	51.2	0	0	
Sep 29	OREGON	4	138	34.5	45	0	0	2	0	3	0	1-0	0	0	7	427	61.0	0	0	
Oct 6	at Arizona	5	213	42.6	57	0	0	1	1	2	0	2-1	46	0	5	325	65.0	5	0	
Oct 13	UCLA	4	165	41.2	47	0	0	1	0	1	0	3-3	42	0	8	481	60.1	4	0	
Oct 20	at Oregon State	8	331	41.4	55	0	0	4	2	3	0	0-0	0	0	1	65	65.0	0	0	
Oct 27	WASHINGTON	5	229	45.8	59	0	1	2	1	2	0	1-1	26	0	3	192	64.0	1	0	
Nov 3	at Washington State	3	133	44.3	50	0	0	2	1	2	0	3-2	36	0	5	296	59.2	1	1	
Nov 10	at USC	6	241	40.2	47	0	0	2	0	3	0	0-0	0	0	4	257	64.2	0	0	
Nov 24	COLORADO	5	197	39.4	47	0	0	3	0	2	0	0-0	0	0	4	245	61.2	0	0	
Dec 1	STANFORD	6	298	49.7	84	0	2	1	2	0	0	3-3	26	0	6	385	64.2	5	0	
Dec 26	vs TCU	6	268	44.7	50	0	0	2	1	3	0	2-1	27	0	2	123	61.5	1	1	
Opponents.....		74	3125	42.2	84	0	4	24	14	27	0	18-14	46	0	55	3372	61.3	18	2	
California.....		72	2985	41.5	73	0	2	25	9	37	0	17-12	46	1	57	3621	63.5	33	0	



2018 STATISTICS (TEAM GAME-BY-GAME COMPARISON)

Table with columns: Opponent, Score, Total, Rush, First Downs (Pass, Pen), Rushing (Number-Yards), Passing (Comp-Att-Int, Yards), Total Offense (Plays-Yards), Return (Yards), Turn-Overs. Rows include opponents like NORTH CAROLINA, BYU, IDAHO STATE, OREGON, Arizona, UCLA, Oregon State, WASHINGTON, Washington State, USC, COLORADO, STANFORD, TCU, and a Totals row.

Note: Game totals are displayed in the format TEAM/OPPONENT for each category

Table with columns: Opponent, 3rd Down Conversions, 4th Down Conversions, Time of Possession, TOP Margin, Avg Yds/Rush, Avg Yds/Pass, Avg Yds/Play, Punting (Number-Avg), Penalties (Number-Yards). Rows include opponents like NORTH CAROLINA, BYU, IDAHO STATE, OREGON, Arizona, UCLA, Oregon State, WASHINGTON, Washington State, USC, COLORADO, STANFORD, TCU, and a Totals row.

Note: Game totals are displayed in the format TEAM/OPPONENT for each category



2018 STATISTICS (INDIVIDUAL GAME HIGHS)

Rushes	29	Patrick Laird vs North Carolina (Sep 1)
Yards Rushing	193	Patrick Laird at Oregon State (Oct 20)
TD Rushes	2	Brandon McIlwain at Arizona (Oct 6) Patrick Laird at Oregon State (Oct 20)
Long Rush	62	Patrick Laird vs Stanford (Dec 1)
Pass Attempts	43	Brandon McIlwain at Arizona (Oct 6)
Pass Completions	32	Brandon McIlwain at Arizona (Oct 6)
Yards Passing	315	Brandon McIlwain at Arizona (Oct 6)
TD Passes	3	Chase Garbers vs Idaho State (Sep 15) Chase Garbers at Oregon State (Oct 20)
Long Pass	55	Chase Garbers at Oregon State (Oct 20)
Receptions	8	Kanawai Noa at BYU (Sep 8) Moe Ways at Arizona (Oct 6) Patrick Laird at Arizona (Oct 6)
Yards Receiving	98	Kanawai Noa at BYU (Sep 8)
TD Receptions	2	Jordan Duncan vs Idaho State (Sep 15)
Long Reception	55	Vic Wharton III at Oregon State (Oct 20)
Field Goals	2	Greg Thomas vs Washington (Oct 27) Greg Thomas at Washington State (Nov 3) Greg Thomas vs Colorado (Nov 24) Greg Thomas vs Stanford (Dec 1)
Long Field Goal	46	Greg Thomas at Washington State (Nov 3)
Punts	9	Steven Coutts vs TCU (Dec 26)
Punting Avg	59.0	Steven Coutts vs Oregon (Sep 29)
Long Punt	73	Steven Coutts vs Oregon (Sep 29)
Punts inside 20	5	Steven Coutts vs North Carolina (Sep 1) Steven Coutts vs Colorado (Nov 24) Steven Coutts vs TCU (Dec 26)
Long Punt Return	46	Nikko Remigio vs Idaho State (Sep 15)
Long Kickoff Return	89	Ashtyn Davis vs Idaho State (Sep 15)
Tackles	22	Jordan Kunaszyk vs UCLA (Oct 13)
Sacks	2.0	Evan Weaver at USC (Nov 10) Luc Bequette at USC (Nov 10)
Tackles For Loss	2.5	Jordan Kunaszyk vs Idaho State (Sep 15) Tevin Paul at Oregon State (Oct 20) Evan Weaver at USC (Nov 10) Luc Bequette at USC (Nov 10) Alex Funches vs Colorado (Nov 24)
Interceptions	3	Jaylinn Hawkins vs TCU (Dec 26)

2018 STATISTICS (TEAM GAME HIGHS)

Rushes	49	vs North Carolina (Sep 1)
Yards Rushing	305	at Oregon State (Oct 20)
Yards Per Rush	7.1	at Oregon State (Oct 20)
TD Rushes	3	at Oregon State (Oct 20)
Pass Attempts	43	at Arizona (Oct 6)
Pass Completions	32	at Arizona (Oct 6)
Yards Passing	315	at Arizona (Oct 6)
Yards Per Pass	9.0	at Oregon State (Oct 20)
TD Passes	4	vs Idaho State (Sep 15)
Total Plays	81	vs North Carolina (Sep 1)
Total Offense	539	at Oregon State (Oct 20)
Yards Per Play	7.8	at Oregon State (Oct 20)
Points	49	at Oregon State (Oct 20)
Sacks By	7	at Oregon State (Oct 20)
First Downs	27	at Oregon State (Oct 20)
Penalties	13	at Arizona (Oct 6)
Penalty Yards	115	at Arizona (Oct 6)
Turnovers	5	vs Oregon (Sep 29) vs UCLA (Oct 13) vs TCU (Dec 26)
Interceptions By	4	vs North Carolina (Sep 1) vs TCU (Dec 26)
Punts	9	vs TCU (Dec 26)
Punting Avg	59.0	vs Oregon (Sep 29)
Long Punt	73	vs Oregon (Sep 29)
Punts Inside 20	5	vs North Carolina (Sep 1) vs Colorado (Nov 24) vs TCU (Dec 26)
Long Punt Return	46	vs Idaho State (Sep 15)



2018 STATISTICS

(OPPONENT INDIVIDUAL GAME HIGHS)

Table with 3 columns: Statistic, Value, and Opponent/Game. Includes Rushes (194), Yards Rushing (194), TD Rushes (3), Long Rush (74), Pass Attempts (51), Pass Completions (35), Yards Passing (337), TD Passes (2), Long Pass (63), Receptions (10), Yards Receiving (156), TD Receptions (2), Long Reception (63), Field Goals (3), Long Field Goal (46), Punts (9), Punting Avg (49.7), Long Punt (84), Punts inside 20 (3), Long Punt Return (58), Long Kickoff Return (46), Tackles (14), Sacks (2.5), Tackles For Loss (3.5), and Interceptions (2).

2018 STATISTICS

(OPPONENT TEAM GAME HIGHS)

Table with 3 columns: Statistic, Value, and Opponent/Game. Includes Rushes (59), Yards Rushing (262), Yards Per Rush (6.2), TD Rushes (3), Pass attempts (51), Pass completions (35), Yards Passing (337), Yards Per Pass (10.2), TD Passes (2), Total Plays (80), Total Offense (485), Yards Per Play (7.6), Points (42), Sacks By (5), First Downs (23), Penalties (13), Penalty Yards (124), Turnovers (5), Interceptions By (5), Punts (9), Punting Avg (49.7), Long Punt (84), Punts inside 20 (3), and Long Punt Return (58).

CALIFORNIA INSIDE OPPONENT RED-ZONE

Table with 16 columns: Date, Opponent, Score, Times In RZ, Times Scored, Total Pts, Rush TDs, Pass TDs, FGs Made, FGA, Downs, Int, Fumb, Half, Game. Includes a total row: 28 of 39 (71.8%).

OPPONENTS INSIDE CALIFORNIA RED-ZONE

Table with 16 columns: Date, Opponent, Score, Times In RZ, Times Scored, Total Pts, Rush TDs, Pass TDs, FGs Made, FGA, Downs, Int, Fumb, Half, Game. Includes a total row: 30 of 33 (90.9%).



2018 STATISTICS
(CALIFORNIA BY-QUARTER STATISTICS)

(3RD-DOWN CONVERSIONS)

Date	Opponent	Score	Overall	1st Qtr	2nd Qtr	3rd Qtr	4th Qtr	OT Qtr
Sep 1	North Carolina	W, 24-17	4-17 23.5%	1-4 25.0%	0-6 0.0%	2-4 50.0%	1-3 33.3%	
Sep 8	at BYU	W, 21-18	8-15 53.3%	1-2 50.0%	0-4 0.0%	5-5 100.0%	2-4 50.0%	
Sep 15	Idaho State	W, 45-23	5-14 35.7%	0-4 0.0%	3-4 75.0%	2-5 40.0%	0-1 0.0%	
Sep 29	Oregon	L, 24-42	7-12 58.3%	2-3 66.7%	2-4 50.0%	2-2 100.0%	1-3 33.3%	
Oct 6	at Arizona	L, 17-24	8-15 53.3%	3-4 75.0%	1-3 33.3%	1-3 33.3%	3-5 60.0%	
Oct 13	UCLA	L, 7-37	3-14 21.4%	1-3 33.3%	0-3 0.0%	1-2 50.0%	1-6 16.7%	
Oct 20	at Oregon State	W, 49-7	6-11 54.5%	2-3 66.7%	2-3 66.7%	0-1 0.0%	2-4 50.0%	
Oct 27	Washington	W, 12-10	6-16 37.5%	0-3 0.0%	4-6 66.7%	1-3 33.3%	1-4 25.0%	
Nov 3	at Washington State	L, 13-19	4-14 28.6%	1-3 33.3%	1-4 25.0%	1-4 25.0%	1-3 33.3%	
Nov 10	at USC	W, 15-14	5-16 31.2%	1-4 25.0%	0-2 0.0%	3-4 75.0%	1-6 16.7%	
Nov 24	Colorado	W, 33-21	1-16 6.2%	0-4 0.0%	1-5 20.0%	0-3 0.0%	0-4 0.0%	
Dec 1	Stanford	L, 13-23	7-18 38.9%	1-3 33.3%	3-6 50.0%	0-3 0.0%	3-6 50.0%	
Dec 26	vs TCU	L, 7-10	4-14 28.6%	2-4 50.0%	1-3 33.3%	1-3 33.3%	0-3 0.0%	0-1 0.0%
Total.....			68-192 35.4%	15-44 34.1%	18-53 34.0%	19-42 45.2%	16-52 30.8%	0-1 0.0%
Opponents.....			69-199 34.7%	18-51 35.3%	21-57 36.8%	12-41 29.3%	16-47 34.0%	2-3 66.7%

(4TH-DOWN CONVERSIONS)

Date	Opponent	Score	Overall	1st Qtr	2nd Qtr	3rd Qtr	4th Qtr	OT Qtr
Sep 1	North Carolina	W, 24-17	2-3 66.7%	0-0 0.0%	2-3 66.7%	0-0 0.0%	0-0 0.0%	
Sep 8	at BYU	W, 21-18	1-2 50.0%	1-1 100.0%	0-0 0.0%	0-0 0.0%	0-1 0.0%	
Sep 15	Idaho State	W, 45-23	2-2 100.0%	1-1 100.0%	1-1 100.0%	0-0 0.0%	0-0 0.0%	
Sep 29	Oregon	L, 24-42	1-2 50.0%	0-0 0.0%	0-0 0.0%	0-0 0.0%	1-2 50.0%	
Oct 6	at Arizona	L, 17-24	0-2 0.0%	0-1 0.0%	0-0 0.0%	0-0 0.0%	0-1 0.0%	
Oct 13	UCLA	L, 7-37	1-5 20.0%	0-0 0.0%	0-0 0.0%	0-1 0.0%	1-4 25.0%	
Oct 20	at Oregon State	W, 49-7	1-2 50.0%	0-0 0.0%	0-0 0.0%	0-1 0.0%	1-1 100.0%	
Oct 27	Washington	W, 12-10	0-0 0.0%	0-0 0.0%	0-0 0.0%	0-0 0.0%	0-0 0.0%	
Nov 3	at Washington State	L, 13-19	2-2 100.0%	0-0 0.0%	1-1 100.0%	0-0 0.0%	1-1 100.0%	
Nov 10	at USC	W, 15-14	1-1 100.0%	0-0 0.0%	0-0 0.0%	0-0 0.0%	1-1 100.0%	
Nov 24	Colorado	W, 33-21	3-3 100.0%	2-2 100.0%	0-0 0.0%	0-0 0.0%	1-1 100.0%	
Dec 1	Stanford	L, 13-23	3-3 100.0%	0-0 0.0%	1-1 100.0%	0-0 0.0%	2-2 100.0%	
Dec 26	vs TCU	L, 7-10	0-0 0.0%	0-0 0.0%	0-0 0.0%	0-0 0.0%	0-0 0.0%	0-0 0.0%
Total.....			17-27 63.0%	4-5 80.0%	5-6 83.3%	0-2 0.0%	8-14 57.1%	0-0 0.0%
Opponents.....			12-22 54.5%	3-6 50.0%	1-3 33.3%	4-6 66.7%	4-7 57.1%	0-0 0.0%

(TIME OF POSSESSION)

Date	Opponent	Score	Overall	1st Qtr	2nd Qtr	3rd Qtr	4th Qtr	OT Qtr
Sep 1	North Carolina	W, 24-17	35:57	9:24	10:43	9:45	6:05	
Sep 8	at BYU	W, 21-18	30:42	5:44	4:34	11:26	8:58	
Sep 15	Idaho State	W, 45-23	29:37	8:43	7:46	7:19	5:49	
Sep 29	Oregon	L, 24-42	30:41	7:43	8:31	7:36	6:51	
Oct 6	at Arizona	L, 17-24	34:40	6:17	9:14	11:18	7:51	
Oct 13	UCLA	L, 7-37	28:37	5:47	5:53	9:14	7:43	
Oct 20	at Oregon State	W, 49-7	28:19	5:46	10:04	4:43	7:46	
Oct 27	Washington	W, 12-10	33:13	5:30	12:37	6:48	8:18	
Nov 3	at Washington State	L, 13-19	31:19	5:47	8:29	9:40	7:23	
Nov 10	at USC	W, 15-14	27:13	7:15	3:49	7:26	8:43	
Nov 24	Colorado	W, 33-21	31:09	8:15	6:13	6:02	10:39	
Dec 1	Stanford	L, 13-23	27:18	5:30	8:06	6:12	7:30	
Dec 26	vs TCU	L, 7-10	25:22	8:15	6:06	5:37	5:24	0:00
Total.....			394:07	89:56	102:05	103:06	99:00	0:00
		Avg.	30:19	6:55	7:51	7:55	7:36	0:00
Opponents.....			385:53	105:04	92:55	91:54	96:00	0:00
		Avg.	29:41	8:04	7:08	7:04	7:23	0:00



GAME-BY-GAME STARTERS

North Carolina (Sep 1)

Table with 2 columns: Player Name, Jersey Number. Includes LT 79 Patrick Mekari, LG 61 Valentino Daltoso, C 57 Addison Ooms, etc.

Table with 2 columns: Player Name, Jersey Number. Includes DE 93 Luc Bequette, NG 98 Chris Palmer, DE 96 Tevin Paul, etc.

Washington (Oct 27)

Table with 2 columns: Player Name, Jersey Number. Includes LT 79 Patrick Mekari, LG 61 Valentino Daltoso, C 57 Addison Ooms, etc.

Table with 2 columns: Player Name, Jersey Number. Includes DE 93 Luc Bequette, NG 98 Chris Palmer, DE 90 Rusty Becker, etc.

at BYU (Sep 8)

Table with 2 columns: Player Name, Jersey Number. Includes LT 79 Patrick Mekari, LG 61 Valentino Daltoso, C 57 Addison Ooms, etc.

Table with 2 columns: Player Name, Jersey Number. Includes DE 93 Luc Bequette, NG 98 Chris Palmer, DE 90 Rusty Becker, etc.

at Washington State (Nov 3)

Table with 2 columns: Player Name, Jersey Number. Includes LT 79 Patrick Mekari, LG 61 Valentino Daltoso, C 57 Addison Ooms, etc.

Table with 2 columns: Player Name, Jersey Number. Includes DE 93 Luc Bequette, DE 44 Zeandae Johnson, OLB 96 Tevin Paul, etc.

Idaho State (Sep 15)

Table with 2 columns: Player Name, Jersey Number. Includes LT 79 Patrick Mekari, LG 61 Valentino Daltoso, C 57 Addison Ooms, etc.

Table with 2 columns: Player Name, Jersey Number. Includes DE 93 Luc Bequette, NG 98 Chris Palmer, DE 96 Tevin Paul, etc.

at USC (Nov 10)

Table with 2 columns: Player Name, Jersey Number. Includes LT 79 Patrick Mekari, LG 61 Valentino Daltoso, C 57 Addison Ooms, etc.

Table with 2 columns: Player Name, Jersey Number. Includes DE 93 Luc Bequette, NG 98 Chris Palmer, DE 99 Siulagisipai Fuimaono, etc.

Oregon (Sep 29)

Table with 2 columns: Player Name, Jersey Number. Includes LT 79 Patrick Mekari, LG 61 Valentino Daltoso, C 57 Addison Ooms, etc.

Table with 2 columns: Player Name, Jersey Number. Includes DE 93 Luc Bequette, NG 98 Chris Palmer, DE 96 Tevin Paul, etc.

Colorado (Nov 24)

Table with 2 columns: Player Name, Jersey Number. Includes LT 61 Valentino Daltoso, LG 64 Gentle Williams, C 57 Addison Ooms, etc.

Table with 2 columns: Player Name, Jersey Number. Includes DE 93 Luc Bequette, DE 90 Rusty Becker, OLB 96 Tevin Paul, etc.

at Arizona (Oct 6)

Table with 2 columns: Player Name, Jersey Number. Includes LT 79 Patrick Mekari, LG 61 Valentino Daltoso, C 57 Addison Ooms, etc.

Table with 2 columns: Player Name, Jersey Number. Includes DE 93 Luc Bequette, DE 90 Rusty Becker, OLB 96 Tevin Paul, etc.

Stanford (Dec 1)

Table with 2 columns: Player Name, Jersey Number. Includes LT 61 Valentino Daltoso, LG 64 Gentle Williams, C 57 Addison Ooms, etc.

Table with 2 columns: Player Name, Jersey Number. Includes DE 93 Luc Bequette, NG 98 Chris Palmer, DE 44 Zeandae Johnson, etc.

UCLA (Oct 13)

Table with 2 columns: Player Name, Jersey Number. Includes LT 79 Patrick Mekari, LG 61 Valentino Daltoso, C 57 Addison Ooms, etc.

Table with 2 columns: Player Name, Jersey Number. Includes DE 93 Luc Bequette, NG 98 Chris Palmer, DE 90 Rusty Becker, etc.

vs. TCU (Dec 26)

Table with 2 columns: Player Name, Jersey Number. Includes LT 61 Valentino Daltoso, LG 64 Gentle Williams, C 57 Addison Ooms, etc.

Table with 2 columns: Player Name, Jersey Number. Includes DE 93 Luc Bequette, NG 98 Chris Palmer, DE 90 Rusty Becker, etc.

at Oregon State (Oct 20)

Table with 2 columns: Player Name, Jersey Number. Includes LT 79 Patrick Mekari, LG 61 Valentino Daltoso, C 57 Addison Ooms, etc.

Table with 2 columns: Player Name, Jersey Number. Includes DE 93 Luc Bequette, NG 98 Chris Palmer, DE 90 Rusty Becker, etc.



2018 STATISTICS (GAMES PLAYED/STARTED)

Name	GP/GS	NC	BYU	ISU	ORE	ARIZ	UCLA	OSU	WASH	WSU	USC	COLO	STAN	TCU
Hunter Abel	1/-	XXX
Nick Alftin	3/-	XXX	XXX
Chigozie Anusiem	2/-	XXX	XXX
Jake Ashton	13/-	XXX	XXX	XXX	XXX	XXX	XXX	XXX	XXX	XXX	XXX	XXX	XXX	XXX
Henry Bazakas	1/-	XXX
Traveon Beck	13/4	XXX	XXX	XXX	START	START	XXX	XXX	XXX	START	XXX	START	XXX	XXX
Rusty Becker	12/7	XXX	START	XXX	XXX	START	START	START	START	XXX	...	START	XXX	START
Kamryn Bennett	10/-	XXX	XXX	XXX	XXX	XXX	XXX	XXX	XXX	XXX	...	XXX
Luc Bequette	13/13	START	START	START	START	START	START	START	START	START	START	START	START	START
Ross Bowers	1/1	START
Christopher Brown Jr.	13/-	XXX	XXX	XXX	XXX	XXX	XXX	XXX	XXX	XXX	XXX	XXX	XXX	XXX
Ian Bunting	13/4	XXX	XXX	XXX	START	START	XXX	XXX	START	XXX	XXX	XXX	XXX	START
Camryn Bynum	13/13	START	START	START	START	START	START	START	START	START	START	START	START	START
McCallan Castles	3/-	XXX	XXX	...	XXX
Gabriel Cherry	1/-	XXX
Derrick Clark	2/-	XXX	XXX
Steven Couatts	13/-	XXX	XXX	XXX	XXX	XXX	XXX	XXX	XXX	XXX	XXX	XXX	XXX	XXX
Will Craig	9/-	XXX	XXX	XXX	XXX	XXX	XXX	XXX	XXX	XXX
Jake Curhan	13/13	START	START	START	START	START	START	START	START	START	START	START	START	START
Valentino Daitoso	13/13	START	START	START	START	START	START	START	START	START	START	START	START	START
Marcel Dancy	4/-	...	XXX	XXX	XXX	XXX
Ashtyn Davis	13/13	START	START	START	START	START	START	START	START	START	START	START	START	START
Colt Doughty	5/-	XXX	XXX	XXX	XXX	XXX
Josh Drayden	13/2	XXX	XXX	XXX	XXX	XXX	XXX	XXX	START	START	XXX	XXX	XXX	XXX
Jordan Duncan	8/6	START	START	START	START	START	XXX	XXX	START
Daniel Etter	1/-	XXX
Chase Forrest	1/-	XXX
Siulagisipai Fuimaono	12/1	...	XXX	XXX	XXX	XXX	XXX	XXX	XXX	XXX	START	XXX	XXX	XXX
Alex Funches	13/13	START	START	START	START	START	START	START	START	START	START	START	START	START
Chase Garbers	12/10	XXX	START	START	START	XXX	...	START	START	START	START	START	START	START
Ryan Gibson	9/7	XXX	XXX	START	START	START	START	START	START	START
Cameron Goode	1/1	START
Jaylinn Hawkins	13/12	START	START	START	START	START	XXX	START	START	START	START	START	START	START
Jeremiah Hawkins	13/1	XXX	XXX	START	XXX	XXX	XXX	XXX	XXX	XXX	XXX	XXX	XXX	XXX
Elijah Hicks	13/11	START	START	START	START	START	START	START	XXX	XXX	START	START	START	START
Ray Hudson	10/2	START	XXX	START	XXX	XXX	XXX	...	XXX	XXX	...	XXX	XXX	...
Zeandae Johnson	13/2	XXX	XXX	XXX	XXX	XXX	XXX	XXX	XXX	START	XXX	XXX	START	XXX
Jordan Kunaszzyk	13/13	START	START	START	START	START	START	START	START	START	START	START	START	START
Patrick Laird	13/13	START	START	START	START	START	START	START	START	START	START	START	START	START
Chris Landgrebe	13/-	XXX	XXX	XXX	XXX	XXX	XXX	XXX	XXX	XXX	XXX	XXX	XXX	XXX
Dario Longhetto	2/-	XXX	XXX
Aaron Maldonado	9/-	XXX	...	XXX	XXX	...	XXX	XXX	XXX	XXX	XXX	XXX
Brandon McIlwain	10/2	XXX	XXX	XXX	XXX	START	START	XXX	XXX	XXX	...	XXX
Malik McMorris	13/7	XXX	START	XXX	XXX	XXX	START	START	START	START	START	START	START	XXX
Patrick Mekari	10/10	START	START	START	START	START	START	START	START	START	START
Collin Moore	1/-	XXX
Ben Moos	5/-	XXX	XXX	XXX	XXX	XXX	...
Alex Netherda	13/-	XXX	XXX	XXX	XXX	XXX	XXX	XXX	XXX	XXX	XXX	XXX	XXX	XXX
Erick Nisich	1/-	XXX
Kanawai Noa	8/6	START	START	...	START	START	START	XXX	START	XXX
Justin Norbeck	1/-	XXX
Chibuzo Nwokocho	3/-	XXX	XXX	XXX
Joseph Ogunbanjo	10/-	XXX	XXX	XXX	XXX	XXX	XXX	XXX	XXX	XXX	XXX
Addison Ooms	13/13	START	START	START	START	START	START	START	START	START	START	START	START	START
Chris Palmer	13/10	START	START	START	START	XXX	START	START	START	XXX	START	XXX	START	START
Tevin Paul	13/9	START	START	START	START	START	START	XXX	XXX	START	START	START	XXX	XXX
Tanner Prenovost	1/-	XXX
Malik Psalms	11/-	XXX	XXX	XXX	XXX	XXX	XXX	XXX	XXX	XXX	XXX	XXX
Evan Rambo	12/4	XXX	XXX	XXX	XXX	XXX	START	START	XXX	...	XXX	XXX	START	START
Gavin Reinwald	1/-	XXX
Nikko Remigio	9/2	XXX	XXX	XXX	XXX	START	XXX	XXX	XXX	START
Matt Robinson	2/-	XXX	XXX
Michael Saffell	6/6	START	START	START	START	START	START
Daniel Scott	10/-	XXX	...	XXX	XXX	XXX	XXX	XXX	XXX	XXX	XXX	XXX
Gabe Siemieniec	1/-	XXX
Brandon Singleton	3/-	XXX	XXX	XXX
Ben Skinner	1/-	XXX
Branden Smith	7/-	XXX	XXX	XXX	XXX	XXX	XXX	XXX
Quentin Tartabull	11/2	XXX	XXX	START	...	XXX	START	XXX	...	XXX	XXX	XXX	XXX	XXX
Tattersall, Evan	4/-	XXX	XXX	XXX	...	XXX
Greg Thomas	13/-	XXX	XXX	XXX	XXX	XXX	XXX	XXX	XXX	XXX	XXX	XXX	XXX	XXX
Lone Toailoa	12/-	...	XXX	XXX	XXX	XXX	XXX	XXX	XXX	XXX	XXX	XXX	XXX	XXX
Jake Tonges	12/-	...	XXX	XXX	XXX	XXX	XXX	XXX	XXX	XXX	XXX	XXX	XXX	XXX
Trey Turner III	12/-	...	XXX	XXX	XXX	XXX	XXX	XXX	XXX	XXX	XXX	XXX	XXX	XXX
Bryce Turner	1/-	XXX
Chinedu Udeogu	13/-	XXX	XXX	XXX	XXX	XXX	XXX	XXX	XXX	XXX	XXX	XXX	XXX	XXX
Semisi Uluave	8/-	XXX	XXX	XXX	XXX	XXX	XXX	XXX	XXX
Tommy Vanis	3/-	XXX	XXX	XXX	...
Alonso Vera	13/-	XXX	XXX	XXX	XXX	XXX	XXX	XXX	XXX	XXX	XXX	XXX	XXX	XXX
Ricky Walker III	10/1	XXX	XXX	XXX	XXX	XXX	XXX	START	XXX	XXX	XXX
Biaggio Ali Walsh	10/-	XXX	XXX	XXX	XXX	XXX	XXX	XXX	XXX	XXX	XXX	...
Moe Ways	13/8	XXX	XXX	XXX	XXX	XXX	START	START	START	START	START	START	START	START
Evan Weaver	13/13	START	START	START	START	START	START	START	START	START	START	START	START	START
Kyle Wells	13/4	XXX	XXX	XXX	XXX	XXX	XXX	START	XXX	XXX	START	START	START	XXX
Vic Wharton III	12/11	START	START	START	START	START	START	START	START	START	XXX	START	START	...
Deon White	12/-	XXX	XXX	XXX	XXX	XXX	XXX	XXX	XXX	XXX	...	XXX	XXX	XXX
Gentle Williams	7/3	XXX	XXX	XXX	...	XXX	...	START	START	START
Monroe Young	1/-	XXX



2018 STATISTICS (TOTAL TACKLES GAME-BY-GAME)

TOTAL TACKLES	UA-A	TOT	NC	BYU	ISU	ORE	ARIZ	UCLA	OSU	WASH	WSU	USC	COLO	STAN	TCU
Evan Weaver	88-71	159	12-2	6-6	7-6	4-10	2-1	7-2	6-5	8-3	8-2	4-9	8-10	7-10	9-5
Jordan Kunaszzyk	95-53	148	6-0	10-2	3-7	10-2	10-4	14-8	6-4	2-6	7-2	8-3	4-10	5-1	10-4
Ashtyn Davis	37-19	56	3-1	4-1	1-1	0-1	5-2	4-2	3-1	4-3	4-1	2-2	3-0	2-4	2-0
Luc Bequette	27-22	49	2-0	0-2	0-1	1-5	4-0	1-1	5-0	1-2	2-1	6-3	1-2	0-2	4-3
Camryn Bynum	33-15	48	3-0	3-0	1-1	4-0	1-0	1-1	4-1	3-1	1-2	4-5	3-2	3-0	2-2
Tevin Paul	26-18	44	2-0	2-1	2-3	2-3	1-0	0-1	5-1	0-2	2-0	2-1	0-2	4-1	4-3
Alex Funches	24-14	38	1-3	1-0	1-1	2-0	1-1	3-2	0-1	4-0	1-1	0-2	3-3	3-0	4-0
Traveon Beck	26-6	32	4-0	1-0	-	3-0	-	1-0	1-0	-	4-1	4-2	5-0	1-1	2-2
Jaylinn Hawkins	23-9	32	1-0	1-1	0-1	1-2	1-0	1-1	2-0	1-2	2-0	3-0	1-0	4-1	5-1
Elijah Hicks	22-9	31	2-0	4-3	1-0	-	4-1	2-1	2-0	-	2-0	2-1	-	2-3	1-0
Chris Palmer	11-19	30	-	1-0	1-3	1-1	0-1	0-2	2-1	1-2	-	0-4	1-1	1-1	3-3
Rusty Becker	8-12	20	-	1-1	1-2	1-4	1-0	0-1	0-1	1-1	-	DNP	2-0	1-0	0-2
Josh Drayden	11-7	18	2-0	2-2	2-0	1-1	-	-	0-1	1-3	3-0	-	-	-	-
Zeandae Johnson	9-9	18	2-0	3-1	1-2	1-0	-	1-3	-	-	-	-	0-1	0-1	1-1
Quentin Tartabull	12-5	17	1-0	2-2	1-2	DNP	1-0	3-0	-	DNP	-	2-0	-	1-1	1-0
Evan Rambo	12-4	16	-	-	2-1	1-0	-	2-1	0-1	-	DNP	-	3-0	1-1	3-0
Trey Turner III	10-4	14	DNP	-	0-1	-	-	1-0	8-2	-	1-0	-	-	0-1	-
Chinedu Udeogu	8-5	13	-	-	0-1	-	3-0	1-0	-	2-0	-	1-1	0-2	0-1	1-0
Malik Psalms	8-4	12	1-0	-	1-2	1-1	3-1	DNP	DNP	1-0	1-0	-	-	-	-
Lone Toailoa	3-6	9	DNP	-	0-1	-	0-1	-	1-0	-	-	-	1-1	1-1	0-2
Aaron Maldonado	4-4	8	DNP	DNP	2-3	DNP	1-0	-	DNP	-	-	-	1-1	-	-
Siulagisipa Fuimaono	5-3	8	DNP	-	2-1	-	-	-	1-0	0-1	-	1-1	-	-	1-0
Deon White	2-6	8	-	-	0-2	-	1-0	0-2	1-2	-	-	DNP	-	-	-
Alex Netherda	2-4	6	-	-	1-0	0-2	-	-	0-1	-	-	-	1-1	-	-
Evan Tattersall	3-3	6	DNP	DNP	2-1	DNP	DNP	1-2	DNP	DNP	DNP	DNP	-	DNP	-
Jake Ashton	4-1	5	-	-	-	-	1-0	-	1-0	1-0	-	-	1-0	0-1	-
Jeremiah Hawkins	4-1	5	1-0	0-1	-	-	1-0	-	-	-	-	1-0	1-0	-	-
Christopher Brown Jr.	4-0	4	-	-	-	-	1-0	-	1-0	-	1-0	-	1-0	-	-
Daniel Scott	3-1	4	DNP	DNP	-	DNP	-	2-0	-	-	-	-	0-1	-	1-0
Malik McMorris	3-0	3	-	-	-	-	-	1-0	-	-	-	-	-	-	2-0
Cameron Goode	3-0	3	3-0	DNP	DNP	DNP	DNP	DNP	DNP	DNP	DNP	DNP	DNP	DNP	DNP
Joseph Ogunbanjo	3-0	3	1-0	-	-	-	1-0	-	-	-	1-0	-	DNP	DNP	DNP
Colt Doughty	2-1	3	-	-	1-0	-	DNP	DNP	1-1	DNP	DNP	DNP	DNP	DNP	DNP
Jake Curhan	2-0	2	-	-	-	-	-	-	-	-	-	-	-	1-0	1-0
Branden Smith	1-1	2	1-0	0-1	-	-	-	-	-	DNP	DNP	DNP	DNP	DNP	DNP
Jake Tonges	0-2	2	DNP	-	-	0-2	-	-	-	-	-	-	-	-	-
Erick Nisich	1-1	2	DNP	DNP	1-1	DNP	DNP	DNP	DNP	DNP	DNP	DNP	DNP	DNP	DNP
Vic Wharton III	2-0	2	-	-	-	1-0	-	-	-	-	-	-	-	1-0	DNP
Ricky Walker III	1-1	2	DNP	DNP	DNP	-	-	-	0-1	-	-	-	-	-	1-0
Patrick Laird	2-0	2	-	-	1-0	-	-	-	-	-	-	-	-	-	1-0
Alonso Vera	0-1	1	-	-	-	-	-	-	-	0-1	-	-	-	-	-
Chase Garbers	1-0	1	-	-	-	-	-	DNP	-	-	1-0	-	-	-	-
Moe Ways	1-0	1	-	-	-	-	-	-	-	-	-	-	-	-	1-0
Tommy Vanis	0-1	1	DNP	DNP	DNP	DNP	DNP	DNP	-	DNP	DNP	DNP	-	0-1	DNP
Semisi Uluave	1-0	1	DNP	DNP	DNP	DNP	DNP	1-0	-	-	-	-	-	-	-
Ian Bunting	0-1	1	-	-	-	-	-	-	-	0-1	-	-	-	-	-
Bryce Turner	0-1	1	DNP	DNP	0-1	DNP	DNP	DNP	DNP	DNP	DNP	DNP	DNP	DNP	DNP
Biaggio Ali Walsh	1-0	1	DNP	DNP	-	-	1-0	-	-	-	-	-	-	-	DNP
Chibuzo Nwokocha	1-0	1	DNP	DNP	1-0	DNP	DNP	-	DNP	DNP	-	DNP	DNP	DNP	DNP
Nick Alftin	0-1	1	DNP	DNP	-	DNP	DNP	DNP	DNP	DNP	DNP	-	0-1	DNP	DNP
Brandon Singleton	1-0	1	-	1-0	-	DNP	DNP	DNP	DNP	DNP	DNP	DNP	DNP	DNP	DNP
Ben Moos	0-1	1	-	-	0-1	-	DNP	DNP	DNP	DNP	DNP	DNP	DNP	-	DNP



2018 STATISTICS (PASSING GAME-BY-GAME)

<i>Chase Garbers</i>	<i>Att</i>	<i>Comp</i>	<i>Int</i>	<i>Pct</i>	<i>Yards</i>	<i>TD</i>	<i>Long</i>	<i>Sack</i>	<i>Yds</i>	<i>Effic</i>
North Carolina	13	7	0	53.8	54	1	23	3	11	114.1
at BYU	28	18	1	64.3	171	2	52	0	0	132.0
Idaho State	25	20	1	80.0	224	3	28	1	5	186.9
Oregon	9	4	2	44.4	44	0	25	2	5	41.1
at Oregon State	26	17	0	65.4	234	3	55	1	2	179.1
Washington	23	16	0	69.6	153	0	20	4	23	125.4
at Washington State	26	15	1	57.7	127	1	24	4	10	103.7
at USC	26	14	0	53.8	93	1	29	1	7	96.6
Colorado	26	14	0	53.8	116	2	30	3	12	116.7
Stanford	39	22	2	56.4	197	1	22	3	11	97.0
vs. TCU	19	12	3	63.2	93	0	30	4	14	72.7
Total.....	260	159	10	61.2	1506	14	55	26	100	119.9

<i>Brandon McIlwain</i>	<i>Att</i>	<i>Comp</i>	<i>Int</i>	<i>Pct</i>	<i>Yards</i>	<i>TD</i>	<i>Long</i>	<i>Sack</i>	<i>Yds</i>	<i>Effic</i>
North Carolina	2	1	0	50.0	9	0	9	0	0	87.8
at BYU	8	6	0	75.0	48	0	12	0	0	125.4
Idaho State	7	4	0	57.1	45	1	20	0	0	158.3
Oregon	21	11	2	52.4	128	1	45	1	11	100.2
at Arizona	43	32	3	74.4	315	0	41	2	17	122.0
UCLA	40	22	2	55.0	168	0	20	3	17	80.3
Washington	1	1	0	100.0	-2	0	0	0	0	83.2
at Washington State	7	3	1	42.9	52	0	35	1	8	76.7
Total.....	129	80	8	62.0	763	2	45	7	53	104.4

<i>Ross Bowers</i>	<i>Att</i>	<i>Comp</i>	<i>Int</i>	<i>Pct</i>	<i>Yards</i>	<i>TD</i>	<i>Long</i>	<i>Sack</i>	<i>Yds</i>	<i>Effic</i>
North Carolina	17	8	0	47.1	56	0	19	2	13	74.7
Total.....	17	8	0	47.1	56	0	19	2	13	74.7

<i>Chase Forrest</i>	<i>Att</i>	<i>Comp</i>	<i>Int</i>	<i>Pct</i>	<i>Yards</i>	<i>TD</i>	<i>Long</i>	<i>Sack</i>	<i>Yds</i>	<i>Effic</i>
vs. TCU	14	5	2	35.7	71	0	33	1	8	49.7
Total.....	14	5	2	35.7	71	0	33	1	8	49.7

<i>Patrick Laird</i>	<i>Att</i>	<i>Comp</i>	<i>Int</i>	<i>Pct</i>	<i>Yards</i>	<i>TD</i>	<i>Long</i>	<i>Sack</i>	<i>Yds</i>	<i>Effic</i>
Oregon	1	1	0	100.0	14	0	14	0	0	217.6
UCLA	1	1	0	100.0	11	0	11	0	0	192.4
Total.....	2	2	0	100.0	25	0	14	0	0	205.0

<i>Team</i>	<i>Att</i>	<i>Comp</i>	<i>Int</i>	<i>Pct</i>	<i>Yards</i>	<i>TD</i>	<i>Long</i>	<i>Sack</i>	<i>Yds</i>	<i>Effic</i>
UCLA	1	0	0	0.0	0	0	0	0	0	0.0
Total.....	1	0	0	0.0	0	0	0	0	0	0.0

2018 STATISTICS (RUSHING/RECEIVING GAME-BY-GAME)

RUSHING	No-Yds/TD	NC	BYU	ISU	ORE	ARIZ	UCLA	OSU	WASH	WSU	USC	COLO	STAN	TCU
Patrick Laird	223-961/5	29-95/1	9-27/0	11-22/0	18-92/1	14-54/0	17-94/1	22-193/2	22-83/0	18-40/0	19-71/0	18-45/0	19-116/0	7-29/0
Chase Garbers	98-420/2	10-39/0	5-45/0	10-42/0	6-24/0	-	DNP	8-54/0	10-2/0	12-66/0	6-34/1	12-47/0	12-44/0	7-23/1
Brandon McIlwain	79-403/4	3-26/0	16-74/1	4-29/0	15-123/1	20-107/2	8-12/0	4-27/0	4-6/0	5-1/0	DNP	-	DNP	DNP
Christopher Brown Jr.	37-148/1	-	-	5-31/0	1-0/0	-	5-21/0	6-27/1	-	-	3-11/0	2-1/0	1-0/0	14-57/0
Marcel Dancy	14-81/1	DNP	2-5/0	11-80/1	DNP	DNP	1-4/0	-	DNP	DNP	DNP	DNP	DNP	DNP
Vic Wharton III	2-15/0	1-8/0	-	-	-	-	-	-	-	1-7/0	-	-	-	DNP
Jeremiah Hawkins	9-12/0	-	2-6/0	2-9/0	-	-	1-0/0	2-5/0	-	-	-	-	1-7/0	1-1/0
Biaggio Ali Walsh	4-9/0	DNP	DNP	-	-	-	-	-	-	-	1-1/0	3-8/0	-	DNP
Alex Netherda	1-8/0	-	-	-	-	-	1-8/0	-	-	-	-	-	-	-
Kanawai Noa	1-6/0	-	1-6/0	DNP	-	-	-	-	-	DNP	DNP	DNP	DNP	-
Derrick Clark	2-6/0	1-1/0	1-5/0	DNP	DNP	DNP	DNP	DNP	DNP	DNP	DNP	DNP	DNP	DNP
Malik McMorris	2-5/0	-	-	-	1-2/0	-	-	-	-	-	-	-	1-3/0	-
Nikko Remigio	1-1/0	DNP	DNP	-	DNP	DNP	-	1-1/0	-	-	-	-	-	-
Ross Bowers	3-7/0	3-7/0	DNP	DNP	DNP	DNP	DNP	DNP	DNP	DNP	DNP	DNP	DNP	DNP
Chase Forrest	1-8/0	DNP	DNP	DNP	DNP	DNP	DNP	DNP	DNP	DNP	DNP	DNP	DNP	1-8/0
Team	10-13/0	2-2/0	1-1/0	DNP	DNP	-	-	DNP	-	-	3-3/0	3-6/0	1-1/0	DNP

RECEIVING	No-Yds/TD	NC	BYU	ISU	ORE	ARIZ	UCLA	OSU	WASH	WSU	USC	COLO	STAN	TCU
Vic Wharton III	50-502/1	3-18/0	4-24/0	4-34/0	6-68/0	4-43/0	5-35/0	5-80/0	5-45/0	4-47/0	2-34/1	6-61/0	2-13/0	DNP
Moe Ways	34-383/1	1-23/0	-	3-22/0	2-18/0	8-97/0	2-12/0	1-14/0	2-25/0	3-46/0	1-7/0	3-43/1	5-39/0	3-37/0
Kanawai Noa	30-369/2	3-15/0	8-98/1	DNP	4-46/0	3-48/0	3-25/0	5-73/1	2-21/0	DNP	DNP	DNP	DNP	2-43/0
Patrick Laird	51-288/4	4-14/1	7-53/1	3-22/0	1-1/0	8-34/0	4-13/0	3-48/1	4-28/0	4-38/0	5-18/0	3-6/1	4-16/0	1-3/0
Jordan Duncan	20-267/4	3-34/0	2-30/0	4-63/2	2-8/1	3-40/0	DNP	DNP	DNP	DNP	DNP	-	5-59/1	1-33/0
Ian Bunting	18-195/0	-	-	4-48/0	1-45/0	4-36/0	2-24/0	-	3-12/0	3-26/0	-	-	-	1-4/0
Jeremiah Hawkins	16-177/1	1-9/0	-	3-45/1	-	1-14/0	4-49/0	1-9/0	-	1-2/0	3-11/0	-	2-38/0	-
Nikko Remigio	11-62/0	DNP	DNP	1-1/0	DNP	DNP	1-8/0	-	-	2-18/0	1-5/0	-	1-9/0	5-21/0
Ray Hudson	4-53/0	-	1-9/0	-	-	-	1-12/0	DNP	1-20/0	-	DNP	-	1-12/0	DNP
Malik McMorris	7-34/2	1-6/0	1-2/0	-	-	-	-	1-3/1	-	1-2/1	-	1-10/0	2-11/0	-
Christopher Brown Jr.	5-31/0	-	-	-	-	-	-	1-7/0	-	-	1-10/0	-	-	3-14/0
Jake Ashton	2-23/1	-	-	1-20/1	-	1-3/0	-	-	-	-	-	-	-	-
Marcel Dancy	2-15/0	DNP	-	1-14/0	DNP	DNP	1-1/0	-	DNP	DNP	DNP	DNP	DNP	DNP
McCallan Castles	1-15/0	DNP	DNP	DNP	DNP	DNP	DNP	-	DNP	DNP	DNP	-	DNP	1-15/0
Ricky Walker III	1-8/0	DNP	DNP	DNP	-	-	-	-	-	-	1-8/0	-	-	-
Derrick Clark	1-3/0	-	1-3/0	DNP	DNP	DNP	DNP	DNP	DNP	DNP	DNP	DNP	DNP	DNP
Brandon McIlwain	1-4/0	-	-	-	-	-	-	-	-	-	DNP	1-4/0	DNP	DNP

2018 STATISTICS (RETURN STATS GAME-BY-GAME)

PUNT RETURNS	No-Yds/TD	NC	BYU	ISU	ORE	ARIZ	UCLA	OSU	WASH	WSU	USC	COLO	STAN	TCU
Nikko Remigio	15-103	DNP	DNP	4-50	DNP	DNP	2-26	2-1	-	-	3-15	1-2	2-11	1-0
Vic Wharton III	11-68	3-7	2-1	3-28	1-35	2-3	-	-	-	-	-	-	-	DNP
Team	1-4	-	-	DNP	DNP	-	-	DNP	1-4	-	-	-	-	DNP

KICK RETURNS	No-Yds	NC	BYU	ISU	ORE	ARIZ	UCLA	OSU	WASH	WSU	USC	COLO	STAN	TCU
Ashtyn Davis	24-629	1-21	3-63	2-110	5-114	-	-	1-22	2-76	1-32	4-90	4-82	1-19	-
Jeremiah Hawkins	3-100	-	-	1-30	1-54	-	1-16	-	-	-	-	-	-	-
Jaylinn Hawkins	4-38	-	-	-	1-19	-	1-17	-	-	2-2	-	-	-	-
Malik McMorris	2-21	-	-	1-11	-	-	1-10	-	-	-	-	-	-	-
Marcel Dancy	1-18	DNP	-	-	DNP	DNP	1-18	-	DNP	DNP	DNP	DNP	DNP	DNP
Ian Bunting	1-5	-	-	1-5	-	-	-	-	-	-	-	-	-	-

INTERCEPTION RETURNS	No-Yds	NC	BYU	ISU	ORE	ARIZ	UCLA	OSU	WASH	WSU	USC	COLO	STAN	TCU
Jaylinn Hawkins	6-39	2-10	1-0	-	-	-	-	-	-	-	-	-	-	3-29
Ashtyn Davis	4-59	1-0	-	1-0	-	-	-	-	-	-	-	2-59	-	-
Traveon Beck	3-23	-	1-20	-	-	-	-	1-0	-	-	1-3	-	-	-
Evan Weaver	2-47	-	-	-	-	-	-	-	1-37	1-10	-	-	-	-
Camryn Bynum	2-0	-	-	-	-	1-0	-	-	1-0	-	-	-	-	-
Elijah Hicks	1-34	-	-	-	-	-	-	-	-	-	-	1-34	-	-
Cameron Goode	1-38	1-38	DNP	DNP	DNP	DNP	DNP	DNP	DNP	DNP	DNP	DNP	DNP	DNP
Josh Drayden	1-54	-	-	-	-	-	-	1-54	-	-	-	-	-	-
Jordan Kunaszuk	1-7	-	-	-	-	-	-	-	-	-	-	-	-	1-7

FUMBLE RETURNS	No-Yds	NC	BYU	ISU	ORE	ARIZ	UCLA	OSU	WASH	WSU	USC	COLO	STAN	TCU
----------------	--------	----	-----	-----	-----	------	------	-----	------	-----	-----	------	------	-----



2018 STATISTICS (SACKS GAME-BY-GAME)

SACKS	UA-A	TOT	NC	BYU	ISU	ORE	ARIZ	UCLA	OSU	WASH	WSU	USC	COLO	STAN	TCU
Luc Bequette	5-0	5.0	-	-	-	-	-	1.0-5	1.0-4	-	-	2.0-19	1.0-1	-	-
Alex Funches	5-0	5.0	-	1.0-11	1.0-4	-	-	-	-	1.0-4	-	-	1.0-5	1.0-7	-
Evan Weaver	4-1	4.5	-	-	-	-	-	-	1.5-8	-	-	2.0-19	1.0-1	-	-
Jordan Kunaszyk	3-2	4.0	-	-	1.5-7	-	-	-	1.0-8	0.5-3	1.0-6	-	-	-	-
Tevin Paul	2-0	2.0	-	-	-	-	-	-	1.0-9	-	-	-	-	1.0-9	-
Zeandae Johnson	2-0	2.0	-	1.0-3	-	-	-	-	-	-	-	-	-	-	1.0-4
Evan Rambo	2-0	2.0	-	-	-	-	-	1.0-12	-	-	DNP	-	-	-	1.0-12
Aaron Maldonado	1-1	1.5	DNP	DNP	1.5-8	DNP	-	-	DNP	-	-	-	-	-	-
Trey Turner III	1-0	1.0	DNP	-	-	-	-	-	1.0-10	-	-	-	-	-	-
Chris Palmer	1-0	1.0	-	-	-	-	-	-	1.0-7	-	-	-	-	-	-
Lone Toailoa	1-0	1.0	DNP	-	-	-	-	-	-	-	-	-	-	1.0-1	-
Malik Psalms	1-0	1.0	-	-	-	-	1.0-10	DNP	DNP	-	-	-	-	-	-
Deon White	0-1	0.5	-	-	-	-	-	-	0.5-1	-	-	DNP	-	-	-
Rusty Becker	0-1	0.5	-	-	-	-	-	-	-	0.5-3	-	DNP	-	-	-

2018 STATISTICS (TACKLES FOR LOSS GAME-BY-GAME)

TACKLES FOR LOSS	UA-A	TOT	NC	BYU	ISU	ORE	ARIZ	UCLA	OSU	WASH	WSU	USC	COLO	STAN	TCU
Tevin Paul	8-6	11.0	-	2.0-5	1.0-3	1.5-2	-	-	2.5-14	0.5-1	-	0.5-1	0.5-1	2.0-10	0.5-1
Jordan Kunaszyk	9-4	11.0	-	-	2.5-8	1.0-1	-	2.0-3	2.0-9	1.0-5	1.5-7	1.0-22	-	-	-
Evan Weaver	8-3	9.5	-	-	-	1.0-2	-	1.0-7	2.0-9	1.0-2	-	2.5-19	2.0-3	-	-
Alex Funches	7-2	8.0	0.5-1	1.0-11	1.0-4	-	-	-	-	2.0-13	-	-	2.5-12	1.0-7	-
Luc Bequette	6-1	6.5	-	-	-	-	-	1.0-5	1.0-4	1.0-1	-	2.5-20	1.0-1	-	-
Elijah Hicks	5-0	5.0	1.0-1	2.0-3	-	-	1.0-6	-	1.0-4	-	-	-	-	-	-
Evan Rambo	4-0	4.0	-	-	-	-	-	1.0-12	-	-	DNP	-	2.0-6	-	1.0-12
Jaylinn Hawkins	3-1	3.5	-	-	-	-	-	-	-	1.0-10	-	1.0-3	-	1.0-3	0.5-1
Zeandae Johnson	3-1	3.5	-	1.0-3	-	-	-	1.0-5	-	-	-	-	-	-	1.5-4
Camryn Bynum	1-3	2.5	-	-	-	-	-	-	-	-	0.5-1	0.5-0	-	-	1.5-2
Trey Turner III	2-0	2.0	DNP	-	-	-	-	-	2.0-13	-	-	-	-	-	-
Chris Palmer	2-0	2.0	-	-	-	-	-	-	1.0-7	-	-	-	-	1.0-2	-
Traveon Beck	2-0	2.0	-	-	-	-	-	-	-	-	1.0-4	1.0-2	-	-	-
Ashtyn Davis	1-1	1.5	0.5-0	-	-	-	-	-	-	1.0-4	-	-	-	-	-
Aaron Maldonado	1-1	1.5	DNP	DNP	1.5-8	DNP	-	-	DNP	-	-	-	-	-	-
Lone Toailoa	1-0	1.0	DNP	-	-	-	-	-	-	-	-	-	-	1.0-1	-
Malik Psalms	1-0	1.0	-	-	-	-	1.0-10	DNP	DNP	-	-	-	-	-	-
Rusty Becker	0-2	1.0	-	-	-	0.5-2	-	-	-	0.5-3	-	DNP	-	-	-
Deon White	0-1	0.5	-	-	-	-	-	-	0.5-1	-	-	DNP	-	-	-

2018 STATISTICS (FUMBLES GAME-BY-GAME)

FUMBLES	No-Lost	NC	BYU	ISU	ORE	ARIZ	UCLA	OSU	WASH	WSU	USC	COLO	STAN	TCU
Brandon Mcllwain	5-4	-	-	-	2-1	1-1	2-2	-	-	-	DNP	-	DNP	DNP
Chase Garbers	4-2	-	-	1-0	1-0	-	DNP	1-1	-	-	1-1	-	-	-
Nikko Remigio	2-0	DNP	DNP	1-0	DNP	DNP	-	-	-	-	1-0	-	-	-
Vic Wharton III	2-2	-	1-1	1-1	-	-	-	-	-	-	-	-	-	DNP
Patrick Laird	2-1	-	-	-	-	-	1-1	-	1-0	-	-	-	-	-
Malik McMorris	1-1	-	-	-	-	-	-	-	-	-	-	-	1-1	-
Derrick Clark	1-1	-	1-1	DNP	DNP	DNP	DNP	DNP	DNP	DNP	DNP	DNP	DNP	DNP
Team	1-0	-	-	DNP	DNP	-	-	DNP	1-0	-	-	-	-	DNP
Kanawai Noa	1-0	-	-	DNP	-	1-0	-	-	-	DNP	DNP	DNP	DNP	-
Ashtyn Davis	1-0	-	-	-	-	-	-	-	-	-	1-0	-	-	-
Marcel Dancy	1-0	DNP	-	-	DNP	DNP	1-0	-	DNP	DNP	DNP	DNP	DNP	DNP

FUMBLES FORCED

	Number	NC	BYU	ISU	ORE	ARIZ	UCLA	OSU	WASH	WSU	USC	COLO	STAN	TCU
Jordan Kunaszyk	5	-	-	-	1	1	1	-	-	-	1	-	1	-
Luc Bequette	2	-	-	-	-	1	-	-	-	-	1	-	-	-
Jeremiah Hawkins	1	-	-	-	-	1	-	-	-	-	-	-	-	-
Chase Garbers	1	-	-	-	-	-	DNP	-	-	1	-	-	-	-
Alex Funches	1	-	1	-	-	-	-	-	-	-	-	-	-	-
Traveon Beck	1	-	-	-	-	-	-	-	-	-	-	1	-	-
Biaggio Ali Walsh	1	DNP	DNP	-	-	1	-	-	-	-	-	-	-	DNP

FUMBLES RECOVERED

	Number	NC	BYU	ISU	ORE	ARIZ	UCLA	OSU	WASH	WSU	USC	COLO	STAN	TCU
Ashtyn Davis	1	-	-	-	-	1	-	-	-	-	-	-	-	-
Jordan Kunaszyk	1	-	-	-	-	-	-	-	-	-	1	-	-	-
Siulagisipai Fuimaono	1	DNP	-	-	-	-	-	-	-	-	-	-	1	-
Rusty Becker	1	-	-	-	1	-	-	-	-	-	DNP	-	-	-
Daniel Scott	1	DNP	DNP	-	DNP	-	-	-	-	-	-	1	-	-
Quentin Tartabull	1	-	-	-	DNP	-	-	-	DNP	-	-	1	-	-
Team	1	-	-	DNP	DNP	-	-	DNP	-	1	-	-	-	DNP



CALIFORNIA INDIVIDUAL SEASON/CAREER STATISTICS (PLAYERS W/2018 STATISTICS)

ALL GAMES

Table with columns for RUSHING, SEASON, and CAREER statistics. Includes rows for players like Patrick Laird, Chase Garbers, and Brandon McIlwain, along with team and opponent totals.

Table with columns for PASSING statistics. Includes rows for players like Chase Garbers, Brandon McIlwain, and Ross Bowers, along with team and opponent totals.

Table with columns for RECEIVING statistics. Includes rows for players like Patrick Laird, Vic Wharton III, and Moe Ways, along with team and opponent totals.

Table with columns for TOTAL OFFENSE statistics. Includes rows for players like Chase Garbers, Brandon McIlwain, and Patrick Laird, along with team and opponent totals.



CALIFORNIA INDIVIDUAL SEASON/CAREER STATISTICS (PLAYERS W/2018 STATISTICS)

	SEASON									CAREER								
		PAT									PAT							
SCORING	TD	FGs	Kick	Rush	Rcv	Pass	DXP	Saf	Points	TD	FGs	Kick	Rush	Rcv	Pass	DXP	Saf	Points
Greg Thomas	0	12-17	32-32	0-0	0	0-0	0	0	68	-	12-17	32-32	-	-	-	-	-	68
Patrick Laird	9	0-0	0-0	0-0	0	0-0	0	0	54	19	-	-	-	1	-	-	-	116
Brandon McIlwain	4	0-0	0-0	0-0	0	0-0	0	0	24	4	-	-	-	-	-	-	-	24
Jordan Duncan	4	0-0	0-0	0-0	0	0-0	0	0	24	6	-	-	-	-	-	-	-	36
Malik McMorris	2	0-0	0-0	0-0	0	0-0	0	0	12	5	-	-	-	-	-	-	-	30
Kanawai Noa	2	0-0	0-0	0-0	0	0-0	0	0	12	6	-	-	-	-	-	-	-	36
Ashtyn Davis	2	0-0	0-0	0-0	0	0-0	0	0	12	2	-	-	-	-	-	-	-	12
Chase Garbers	2	0-0	0-0	0-1	0	0-2	0	0	12	2	-	-	0-1	-	0-2	-	-	12
Elijah Hicks	1	0-0	0-0	0-0	0	0-0	0	0	6	1	-	-	-	-	-	-	-	6
Moe Ways	1	0-0	0-0	0-0	0	0-0	0	0	6	1	-	-	-	-	-	-	-	6
Josh Drayden	1	0-0	0-0	0-0	0	0-0	0	0	6	1	-	-	-	-	-	-	-	6
Cameron Goode	1	0-0	0-0	0-0	0	0-0	0	0	6	2	-	-	-	-	-	-	-	12
Jeremiah Hawkins	1	0-0	0-0	0-0	0	0-0	0	0	6	1	-	-	-	-	-	-	-	6
Vic Wharton III	1	0-0	0-0	0-0	0	0-0	0	0	6	7	-	-	-	-	-	-	-	42
Jake Ashton	1	0-0	0-0	0-0	0	0-0	0	0	6	1	-	-	-	-	-	-	-	6
Marcel Dancy	1	0-0	0-0	0-0	0	0-0	0	0	6	1	-	-	-	-	-	-	-	6
Christopher Brown Jr.	1	0-0	0-0	0-0	0	0-0	0	0	6	1	-	-	-	-	-	-	-	6
Evan Weaver	1	0-0	0-0	0-0	0	0-0	0	0	6	1	-	-	-	-	-	-	-	6
Team	0	0-0	0-0	0-0	0	0-0	0	1	2									
Total.....	35	12-17	32-32	0-1	0	0-2	0	1	280									
Opponents.....	32	14-18	29-31	0-0	1	1-1	0	0	265									
PUNT RETURNS	No		Yds		Avg		TD		Long	No		Yds		Avg		TD		Long
Nikko Remigio	15		103		6.9		0		46	15		103		6.9		0		46
Vic Wharton III	11		68		6.2		0		35	34		221		6.5		0		35
Team	1		-4		-4.0		0		0									
Total.....	27		167		6.2		0		46									
Opponents.....	23		206		9.0		0		58									
KICK RETURNS	No		Yds		Avg		TD		Long	No		Yds		Avg		TD		Long
Ashtyn Davis	24		629		26.2		1		89	63		1455		23.1		1		89
Jaylinn Hawkins	4		38		9.5		0		19	7		82		11.7		0		22
Jeremiah Hawkins	3		100		33.3		0		54	5		156		31.2		0		54
Malik McMorris	2		21		10.5		0		11	2		27		13.5		0		11
Marcel Dancy	1		18		18.0		0		18	1		18		18.0		0		18
Ian Bunting	1		5		5.0		0		5	1		5		5.0		0		5
Total.....	35		811		23.2		1		89									
Opponents.....	23		510		22.2		0		46									
INTERCEPTIONS	No		Yds		Avg		TD		Long	No		Yds		Avg		TD		Long
Jaylinn Hawkins	6		39		6.5		0		29	7		61		8.7		0		29
Ashtyn Davis	4		59		14.8		1		35	5		90		18.0		1		35
Traveon Beck	3		23		7.7		0		20	3		23		7.7		0		20
Evan Weaver	2		47		23.5		1		37	2		47		23.5		1		37
Camryn Bynum	2		0		0.0		0		0	4		0		0.0		0		0
Jordan Kunaszyk	1		7		7.0		0		7	4		67		16.8		0		53
Cameron Goode	1		38		38.0		1		38	2		70		35.0		2		38
Elijah Hicks	1		34		34.0		1		34	1		34		34.0		1		34
Josh Drayden	1		54		54.0		1		54	2		67		33.5		1		54
Total.....	21		301		14.3		5		54									
Opponents.....	20		460		23.0		3		72									
FUMBLE RETURNS	No		Yds		Avg		TD		Long	No		Yds		Avg		TD		Long
Total.....	0		0		0.0		0		0									
Opponents.....	5		142		28.4		3		61									

CALIFORNIA INDIVIDUAL SEASON/CAREER STATISTICS (PLAYERS W/2018 STATISTICS)

<i>ALL PURPOSE</i>	<i>GP</i>	<i>Rush</i>	<i>Rec</i>	<i>PR</i>	<i>KR</i>	<i>IR</i>	<i>Tot</i>	<i>Avg/G</i>	<i>GP</i>	<i>Rush</i>	<i>Rec</i>	<i>PR</i>	<i>KR</i>	<i>IR</i>	<i>Tot</i>	<i>Avg/G</i>
Patrick Laird	13	961	288	0	0	0	1249	96.1	41	2153	608	0	0	0	2761	67.3
Ashtyn Davis	13	0	0	0	629	59	688	52.9	37	0	0	0	1455	90	1545	41.8
Vic Wharton III	12	15	502	68	0	0	585	48.8	35	10	1666	221	0	0	1897	54.2
Chase Garbers	12	420	0	0	0	0	420	35.0	12	420	0	0	0	0	420	35.0
Brandon McIlwain	10	403	-4	0	0	0	399	39.9	10	403	-4	0	0	0	399	39.9
Moe Ways	13	0	383	0	0	0	383	29.5	13	0	383	0	0	0	383	29.5
Kanawai Noa	8	6	369	0	0	0	375	46.9	35	6	1267	15	94	0	1382	39.5
Jeremiah Hawkins	13	12	177	0	100	0	289	22.2	23	12	247	0	156	0	415	18.0
Jordan Duncan	8	0	267	0	0	0	267	33.4	31	0	418	0	0	0	418	13.5
Ian Bunting	13	0	195	0	5	0	200	15.4	13	0	195	0	5	0	200	15.4
Christopher Brown Jr.	13	148	31	0	0	0	179	13.8	13	148	31	0	0	0	179	13.8
Nikko Remigio	9	-1	62	103	0	0	164	18.2	9	-1	62	103	0	0	164	18.2
Marcel Dancy	4	81	15	0	18	0	114	28.5	4	81	15	0	18	0	114	28.5
Jaylinn Hawkins	13	0	0	0	38	39	77	5.9	37	0	0	0	82	61	143	3.9
Malik McMorris	13	5	34	0	21	0	60	4.6	50	22	110	0	27	0	159	3.2
Josh Drayden	13	0	0	0	0	54	54	4.2	35	0	0	0	0	67	67	1.9
Ray Hudson	10	0	53	0	0	0	53	5.3	34	0	482	2	24	0	508	14.9
Evan Weaver	13	0	0	0	0	47	47	3.6	36	0	11	0	26	47	84	2.3
Cameron Goode	1	0	0	0	0	38	38	38.0	10	0	0	0	0	70	70	7.0
Elijah Hicks	13	0	0	0	0	34	34	2.6	25	0	0	0	0	34	34	1.4
Traveon Beck	13	0	0	0	0	23	23	1.8	33	0	0	0	17	23	40	1.2
Jake Ashton	13	0	23	0	0	0	23	1.8	18	0	23	0	0	0	23	1.3
McCallan Castles	3	0	15	0	0	0	15	5.0	3	0	15	0	0	0	15	5.0
Biaggio Ali Walsh	10	9	0	0	0	0	9	0.9	10	9	0	0	0	0	9	0.9
Derrick Clark	2	6	3	0	0	0	9	4.5	10	52	7	0	0	0	59	5.9
Alex Netherda	13	8	0	0	0	0	8	0.6	29	8	0	0	0	0	8	0.3
Ricky Walker III	10	0	8	0	0	0	8	0.8	10	0	8	0	0	0	8	0.8
Jordan Kunaszyk	13	0	0	0	0	7	7	0.5	34	0	0	0	0	67	67	2.0
Ross Bowers	1	-7	0	0	0	0	-7	-7.0	15	-147	0	0	0	0	-147	-9.8
Chase Forrest	1	-8	0	0	0	0	-8	-8.0	7	-3	0	0	0	0	-3	-0.4
Team	9	-13	0	-4	0	0	-17	-1.9								
Total.....	13	2045	2421	167	811	301	5745	441.9								
Opponents.....	13	1847	2276	206	510	460	5299	407.6								

<i>FIELD GOALS</i>	<i>Att</i>	<i>Good</i>	<i>Long</i>	<i>Blkd</i>	<i>Att</i>	<i>Good</i>	<i>Long</i>	<i>Blkd</i>
Greg Thomas	17	12	46	1	17	12	46	1
Total.....	17	12	46	1				
Opponents.....	18	14	46	0				

<i>PUNTING</i>	<i>No</i>	<i>Yds</i>	<i>Avg</i>	<i>Long</i>	<i>Blkd</i>	<i>No</i>	<i>Yds</i>	<i>Avg</i>	<i>Long</i>	<i>Blkd</i>
Steven Coutts	72	2985	41.5	73	0	77	3189	41.4	73	0
Total.....	72	2985	41.5	73	0					
Opponents.....	74	3125	42.2	84	0					

<i>KICKOFFS</i>	<i>No</i>	<i>Yds</i>	<i>Avg</i>	<i>tb</i>	<i>ob</i>	<i>No</i>	<i>Yds</i>	<i>Avg</i>	<i>tb</i>	<i>ob</i>
Chris Landgrebe	55	3493	63.5	32	0	55	3493	63.5	32	0
Gabe Siemieniec	2	128	64.0	1	0	54	3461	64.1	28	0
Total.....	57	3621	63.5	33	0					
Opponents.....	55	3372	61.3	18	2					



CALIFORNIA INDIVIDUAL SEASON/CAREER STATISTICS (PLAYERS W/2018 STATISTICS)

<i>DEFENSIVE LEADERS</i>	<i>GP</i>	<i>Solo</i>	<i>Ast</i>	<i>Total</i>	<i>TFL</i>	<i>Sack</i>	<i>Int</i>	<i>PBU</i>	<i>FR</i>	<i>FF</i>	<i>Blk</i>	<i>GP</i>	<i>Solo</i>	<i>Ast</i>	<i>Total</i>	<i>TFL</i>	<i>Sack</i>	<i>Int</i>	<i>PBU</i>	<i>FR</i>	<i>FF</i>	<i>Blk</i>
Evan Weaver	13	88	71	159	9.5	4.5	2	6	.	.	.	36	127	103	230	13.0	6.0	2	8	.	.	.
Jordan Kunaszyk	13	95	53	148	11.0	4.0	1	3	1	5	.	34	151	122	273	18.0	7.5	.	3	2	6	.
Ashtyn Davis	13	37	19	56	1.5	.	4	5	1	.	.	37	71	43	114	1.5	.	5	8	1	1	.
Luc Bequette	13	27	22	49	6.5	5.0	.	1	.	2	1	29	34	44	78	8.5	7.0	.	1	1	2	1
Camryn Bynum	13	33	15	48	2.5	.	2	10	.	.	.	25	70	36	106	3.0	0.5	4	18	.	.	.
Tevin Paul	13	26	18	44	11.0	2.0	.	2	.	.	.	24	36	26	62	14.0	3.0	.	3	.	.	.
Alex Funches	13	24	14	38	8.0	5.0	.	1	.	1	.	25	50	24	74	18.5	9.0	.	1	.	1	.
Jaylinn Hawkins	13	23	9	32	3.5	.	6	3	.	.	.	37	62	40	102	5.0	.	7	5	.	1	.
Traveon Beck	13	26	6	32	2.0	.	3	4	.	1	.	33	41	18	59	3.5	.	3	5	.	1	.
Elijah Hicks	13	22	9	31	5.0	.	1	2	.	.	.	25	50	19	69	7.0	.	1	5	.	2	.
Chris Palmer	13	11	19	30	2.0	1.0	.	6	.	.	.	31	20	30	50	2.0	1.0	.	6	.	.	.
Rusty Becker	12	8	12	20	1.0	0.5	.	.	1	.	.	26	10	14	24	1.0	0.5	.	1	.	.	.
Zeandae Johnson	13	9	9	18	3.5	2.0	24	11	11	22	4.0	2.0
Josh Drayden	13	11	7	18	.	.	1	3	.	.	.	35	32	23	55	.	.	2	8	.	.	.
Quentin Tartabull	11	12	5	17	1	.	.	28	40	26	66	.	.	1	3	1	.	.
Evan Rambo	12	12	4	16	4.0	2.0	27	22	12	34	4.0	2.0	1	1	.	.	.
Trey Turner III	12	10	4	14	2.0	1.0	15	10	5	15	2.0	1.0
Chinedu Udeogu	13	8	5	13	25	10	9	19
Malik Psalms	11	8	4	12	1.0	1.0	35	13	13	26	2.0	1.0	.	1	.	1	.
Lone Toailoa	12	3	6	9	1.0	1.0	12	3	6	9	1.0	1.0
Siulagisipai Fuimaono	12	5	3	8	.	.	.	1	1	.	.	12	5	3	8	.	.	.	1	1	.	.
Aaron Maldonado	9	4	4	8	1.5	1.5	9	4	4	8	1.5	1.5
Deon White	12	2	6	8	0.5	0.5	12	2	6	8	0.5	0.5
Evan Tattersall	4	3	3	6	4	3	3	6
Alex Netherda	13	2	4	6	29	3	5	8
Jeremiah Hawkins	13	4	1	5	1	.	.	23	5	1	6	1	.
Jake Ashton	13	4	1	5	18	4	1	5
Daniel Scott	10	3	1	4	1	.	.	10	3	1	4	1	.	.
Christopher Brown Jr.	13	4	.	4	13	4	.	4
Malik McMorris	13	3	.	3	50	5	.	5	1	.
Colt Doughty	5	2	1	3	5	2	1	3
Joseph Ogunbanjo	10	3	.	3	10	3	.	3
Cameron Goode	1	3	.	3	.	.	1	1	.	.	.	10	23	26	49	5.5	1.5	2	4	.	1	.
Erick Nisich	1	1	1	2	1	1	1	2
Jake Tonges	12	.	2	2	12	.	2	2
Branden Smith	7	1	1	2	7	1	1	2
Patrick Laird	13	2	.	2	41	2	.	2
Jake Curhan	13	2	.	2	25	4	.	4
Vic Wharton III	12	2	.	2	35	5	.	5
Ricky Walker III	10	1	1	2	10	1	1	2
Moe Ways	13	1	.	1	13	1	.	1
Chase Garbers	12	1	.	1	1	.	12	1	.	1	1	.
Ben Moos	5	.	1	1	5	.	1	1
Semisi Uluave	8	1	.	1	26	1	.	1
Bryce Turner	1	.	1	1	1	.	1	1
Brandon Singleton	3	1	.	1	28	2	.	2
Chibuzo Nwokocha	3	1	.	1	13	9	4	13	0.5	.	1	1	.	1	.
Alonso Vera	13	.	1	1	25	.	2	2
Ian Bunting	13	.	1	1	13	.	1	1
Nick Alftin	3	.	1	1	3	.	1	1
Biaggio Ali Walsh	10	1	.	1	1	.	.	10	1	.	1	1	.
Tommy Vanis	3	.	1	1	3	.	1	1
Team	9	1
Total.....	13	550	346	896	77	31	21	48	7	12	1											
Opponents.....	13	537	356	893	79	36	20	55	11	12	1											

2018 PAC-12 STANDINGS AND BOWL GAME RESULTS

PAC-12 STANDINGS

NORTH	PAC-12				OVERALL				Home	Road	Neut	Div	Streak
	W-L	Pct.	PF	PA	W-L	Pct.	PF	PA					
Washington*	7-2	.778	240	167	10-3	.750	346	201	6-0	3-2	1-1	3-2	W4
Washington State	7-2	.778	329	234	11-2	.846	488	303	6-1	4-1	1-0	4-1	W1
Stanford	6-3	.667	277	227	9-4	.692	369	285	4-2	4-2	1-0	3-2	W4
Oregon	5-4	.556	291	264	9-4	.692	453	330	6-1	2-3	1-0	3-2	W3
California	4-5	.444	183	197	7-6	.538	280	265	4-3	3-2	0-1	2-3	L2
Oregon State	1-8	.111	199	409	2-10	.167	313	548	1-5	1-5	0-0	0-5	L4

*Pac-12 Football Championship Game and North Division champion; Won tie-breaker and represented North Division in Pac-12 Football Championship Game

SOUTH	PAC-12				OVERALL				Home	Road	Neut	Div	Streak
	W-L	Pct.	PF	PA	W-L	Pct.	PF	PA					
Utah^	6-3	.667	277	188	9-5	.643	393	272	5-1	4-2	0-2	4-1	L2
Arizona State	5-4	.556	283	253	7-6	.538	383	332	5-1	2-4	0-1	4-1	L1
Arizona	4-5	.444	273	287	5-7	.417	376	391	4-3	1-4	0-0	1-4	L2
USC	4-5	.444	239	242	5-7	.417	313	324	3-3	2-4	0-0	2-3	L3
UCLA	3-6	.333	243	296	3-9	.250	295	409	2-5	1-4	0-0	2-3	L1
Colorado	2-7	.222	202	272	5-7	.417	325	327	3-3	1-4	1-0	2-3	L7

*Pac-12 Football South Division champion; Represented South Division in Pac-12 Football Championship Game

PAC-12 BOWL GAME RESULTS

Saturday, Dec. 15

Mitsubishi Motors Las Vegas Bowl

Fresno State 31, Arizona State 20

Wednesday, Dec. 26

Cheez-It Bowl

TCU 10, California 7 (OT)

Friday, Dec. 28

Valero Alamo Bowl

Washington State 28, Iowa State 26

Monday, Dec. 31

Hyundai Sun Bowl

Stanford 14, Pittsburgh 13

Redbox Bowl

Oregon 7, Michigan State 6

San Diego County Credit Union Holiday Bowl

Northwestern 31, Utah 20

Tuesday, Jan. 1

Rose Bowl Game Presented by Northwestern Mutual

Ohio State 28, Washington 23



2018 PAC-12 HONORS

Offensive Player of the Year... Gardner Minshew II, Grad., QB, Washington State
 Pat Tillman Defensive Player of the Year... Ben Burr-Kirven, Sr., LB, Washington
 Offensive Freshman of the Year.....Jermar Jefferson, Fr., RB, Oregon State
 Defensive Freshman of the Year.....Merlin Robertson, Fr., LB, Arizona State
 Scholar-Athlete of the Year..... Ben Burr-Kirven, Sr., LB, Washington
 Coach of the Year.....Mike Leach, Washington State

FIRST-TEAM OFFENSE

QB..... Gardner Minshew II, Grad., Washington State
 RB..... Eno Benjamin, So., Arizona State
 RB..... J.J. Taylor, RSo., Arizona
 WR..... N'Keal Harry, Jr., Arizona State (2)
 WR..... Laviska Shenault, Colorado
 TE..... Caleb Wilson, RJr., UCLA
 OL..... Jordan Agasiva, Sr., Utah
 OL..... Jackson Barton, Sr., Utah
 OL..... Andre Dillard, RSr., Washington State
 OL..... Nick Harris, Jr., Washington
 OL..... Walker Little, So., Stanford
 OL..... Kaleb McGary, RSr., Washington

SECOND-TEAM OFFENSE

QB..... K.J. Costello, Jr., Stanford
 RB..... Myles Gaskin, Sr., Washington
 RB..... Zack Moss, Jr., Utah
 WR..... JJ Arcega-Whiteside, Sr., Stanford
 WR..... Dillon Mitchell, Jr., Oregon
 TE..... Kaden Smith, Jr., Stanford
 OL..... Cohl Cabral, Jr., Arizona State
 OL..... Chuma Edoga, Sr., USC
 OL..... Nate Herbig, Jr., Stanford
 OL..... Shane Lemieux, Jr., Oregon
 OL..... Abe Lucas, RFr., Washington State

FIRST-TEAM DEFENSE

DL..... Bradlee Anae, Jr., Utah
 DL..... Leki Fotu, Jr., Utah
 DL..... Greg Gaines, RSr., Washington
 DL..... Jalen Jelks, Sr., Oregon
 LB..... Ben Burr-Kirven, Sr., Washington
 LB..... Chase Hansen, Sr., Utah
 LB..... Jordan Kunaszyk, Sr., California
 DB..... Paulson Adebo, RFr., Stanford
 DB..... Jaylon Johnson, So., Utah
 DB..... Byron Murphy, RSo., Washington
 DB..... Taylor Rapp, RJr., Washington (2)

SECOND-TEAM DEFENSE

DL..... Porter Gustin, Sr., USC
 DL..... John Penisini, Jr., Utah
 DL..... Logan Tago, Sr., Washington State
 DL..... Jay Tufele, RFr., USC
 LB..... Troy Dye, Jr., Oregon
 LB..... Cameron Smith, Sr., USC
 LB..... Evan Weaver, Jr., California
 DB..... Julian Blackmon, Jr., Utah
 DB..... Marquise Blair, Sr., Utah
 DB..... Myles Bryant, Jr., Washington
 DB..... Iman Marshall, Sr., USC
 DB..... Adarius Pickett, RSr., UCLA

FIRST-TEAM SPECIALISTS

PK..... Matt Gay, Sr., Utah (2)
 P..... Mitch Wishnowsky, Sr., Utah (3)
 RS..... Britain Covey, So., Utah
 AP/ST..... Brendan Schooler, Jr., Oregon (2)

SECOND-TEAM SPECIALISTS

PK..... Jet Toner, Jr., Stanford
 P..... Jake Bailey, Sr., Stanford
 RS..... N'Keal Harry, Jr., Arizona State
 AP/ST..... Elijah Molden, So., Washington
RS - Return specialist; AP/ST - All-Purpose/Special teams player (not a kicker or returner); (2) Two-time first-team selection; (3) Three-time first-team selection

HONORABLE MENTION

ARIZONA - DL PJ Johnson, RJr.; WR Shawn Poindexter, Sr.; WR Thomas Reid III; LB Colin Schooler, So.
ARIZONA STATE - OL Quinn Bailey, RSr.; DB Aashari Crosswell, Fr.; OL Casey Tucker, Grad.; DL Renell Wren, RSr.
CALIFORNIA - DE Luc Bequette, RJr.; DB Camryn Bynum, RSo.; P Steven Coutts RJr.; RS/S Ashtyn Davis, RJr.
COLORADO - LB Rick Gamboa, Sr.; DL Mustafa Johnson So.; LB Nate Landman, So.; RB Travon McMillian, Sr.; OL Will Sherman, Fr.; DB Evan Worthington, Sr.
OREGON - DB Ugochukwu Amadi, Sr.; OL Jake Hanson, Jr.; OLB Justin Hollis, Sr.; DL Jordon Scott, So.; OL Penei Sewell, Fr.; OL Calvin Throckmorton, Jr.
OREGON STATE - AP/ST Andre Bodden, RJr.; WR Trevon Bradford, Jr.; WR Isaiah Hodgins, So.; RB Jermar Jefferson, Fr.
STANFORD - DB Alijah Holder, RSr.; RB Bryce Love, Sr.; LB Bobby Okereke, Sr.; TE Colby Parkinson, So.; DL Jovon Swann, Jr.
UCLA - P Stefan Flintoft, RSr.; DB Darnay Holmes, So.; WR Theo Howard, Jr.; RB Joshua Kelley, RJr.; PK JJ Molson, Jr.
USC - DB Ajene Harris, Sr.; OL Toa Lobendahn, RSr.; WR Michael Pittman Jr., Jr.; DB Marvell Tell III, Sr., Fr.; RS Tyler Vaughns, RSo.
UTAH - DB Corrian Ballard, Sr.; LB Cody Barton, Sr.; OL Lo Falemaka, Sr.; DB Javelin Guidry, So.
WASHINGTON - QB Jake Browning, Sr.; DL Jaylen Johnson, Sr.; DB Jojo McIntosh, Sr.; TE Drew Sample, RSr.
WASHINGTON STATE - P Oscar Draguicevich, RSo.; RS Travell Harris, RFr.; OL Frederick Mauigoa, Jr.; LB Peyton Pelluer, Grad.; DB Jalen Thompson, Jr.; RB James Williams, RJr.; AP/ST Kainoa Wilson, RJr.; LB Jahad Woods, RSo



2018 PAC-12 STATISTICS

TEAM

SCORING OFFENSE table with columns: G, TD, FG, XPT, 2XP, DXP, Saf, Points, Avg/G. Rows 1-12 for various teams.

PASS OFFENSE table with columns: G, Comp-Att-Int, Pct, Yards, Avg/A, TD, Avg/G. Rows 1-12 for various teams.

SCORING DEFENSE table with columns: G, TD, FG, XPT, 2XP, DXP, Saf, Points, Avg/G. Rows 1-12 for various teams.

PASS DEFENSE table with columns: G, Comp-Att-Int, Pct, Yards, Avg/A, TD, Avg/G. Rows 1-12 for various teams.

TOTAL OFFENSE table with columns: G, Rush, Pass, Plays, Yards, Avg/P, TD, Avg/G. Rows 1-12 for various teams.

PASS EFFICIENCY table with columns: G, Att-Cmp-Int, Pct, Yds, Avg/G, TD, Effic. Rows 1-12 for various teams.

TOTAL DEFENSE table with columns: G, Rush, Pass, Plays, Yards, Avg/P, TD, Avg/G. Rows 1-12 for various teams.

PASS DEFENSE EFFICIENCY table with columns: G, Cmp-Att-Int, Pct, Yds, Avg/G, TD, Effic. Rows 1-12 for various teams.

RUSHING OFFENSE table with columns: G, Att, Yards, Avg/A, Long, TD, Avg/G. Rows 1-12 for various teams.

KICKOFF RETURNS table with columns: G, No, Yards, TD, Long, Avg. Rows 1-12 for various teams.

RUSHING DEFENSE table with columns: G, Att, Yards, Avg/A, Long, TD, Avg/G. Rows 1-12 for various teams.

PUNT RETURNS table with columns: G, No, Yards, TD, Long, Avg. Rows 1-12 for various teams.



2018 PAC-12 STATISTICS

TEAM

INTERCEPTIONS	G	No	Yards	TD	Long	Avg
1. California	13	21	301	5	54	14.3
2. Oregon	13	17	137	3	38	8.1
3. Utah	14	15	259	3	100	17.3
4. Washington State	13	12	149	0	66	12.4
5. Arizona State	13	12	201	1	50	16.8
6. UCLA	12	11	81	1	31	7.4
7. Stanford	13	11	113	0	43	10.3
8. Washington	14	11	100	1	66	9.1
9. Colorado	12	8	98	1	30	12.2
10. Arizona	12	7	198	2	38	28.3
11. USC	12	4	2	1	6	0.5
12. Oregon State	12	3	126	0	46	42.0

SACKS AGAINST	G	No	Yards	Avg/G
1. Washington State	13	13	75	1.00
2. Arizona State	13	16	90	1.23
3. Arizona	12	20	137	1.67
4. Oregon	13	22	150	1.69
5. Washington	14	24	171	1.71
Stanford	13	24	147	1.85
7. USC	12	27	196	2.25
8. Utah	14	32	196	2.29
UCLA	12	32	216	2.67
10. Colorado	12	34	210	2.83
11. California	13	36	174	2.77
12. Oregon State	12	48	367	4.00

PUNTING	G	No	Yards	Avg/P	Ret.	Avg/R	TB	Net/P
1. Utah	14	62	2699	43.5	71	1.1	4	41.1
2. Washington State	13	46	2103	45.7	103	2.2	6	40.9
3. Stanford	13	68	2996	44.1	76	1.1	10	40.0
4. Arizona	12	51	2141	42.0	96	1.9	3	38.9
5. Oregon State	12	63	2533	40.2	117	1.9	0	38.3
6. California	13	72	2985	41.5	206	2.9	2	38.0
7. Colorado	12	64	2512	39.2	89	1.4	0	37.9
8. Arizona State	13	59	2586	43.8	271	4.6	6	37.2
9. UCLA	12	60	2674	44.6	325	5.4	6	37.2
10. Oregon	13	68	2689	39.5	103	1.5	4	36.9
11. USC	12	66	2556	38.7	199	3.0	3	34.8
12. Washington	14	54	2188	40.5	204	3.8	7	34.1

FIRST DOWNS	G	Rush	Pass	Pen	Total	Avg/G
1. Washington State	13	58	235	25	318	24.5
2. Washington	14	130	156	24	310	22.1
3. Utah	14	136	127	21	284	20.3
4. Arizona	12	114	130	38	282	23.5
5. Arizona State	13	127	131	21	279	21.5
Oregon	13	118	140	21	279	21.5
7. Oregon State	12	106	138	19	263	21.9
8. UCLA	12	98	134	21	253	21.1
9. California	13	111	113	27	251	19.3
Stanford	13	66	150	35	251	19.3
11. Colorado	12	91	133	24	248	20.7
12. USC	12	83	125	23	231	19.2

KICKOFF COVERAGE	G	No	Yards	Avg	Ret.	TB	NetAvg
1. Colorado	12	63	3854	61.2	457	33	40.8
2. Arizona	12	75	4756	63.4	231	60	40.3
3. Utah	14	82	5209	63.5	460	58	40.2
4. Washington State	13	88	5329	60.6	792	40	40.2
5. California	13	57	3621	63.5	510	33	40.1
6. Oregon State	12	57	3397	59.6	378	30	39.8
7. USC	12	63	3946	62.6	416	41	39.8
8. Stanford	13	72	4520	62.8	166	60	39.6
9. Arizona State	13	78	4802	61.6	514	48	39.6
10. Oregon	13	80	4674	58.4	998	23	38.8
11. Washington	14	74	4346	58.7	884	24	38.7
12. UCLA	12	60	3823	63.7	572	38	38.3

OPPONENT FIRST DOWNS	G	Rush	Pass	Pen	Total	Avg/G
1. California	13	106	103	18	227	17.5
2. Washington	14	88	135	14	237	16.9
3. Utah	14	82	128	28	238	17.0
4. Colorado	12	99	117	28	244	20.3
5. USC	12	94	128	24	246	20.5
6. Washington State	13	101	118	36	255	19.6
7. Oregon	13	102	147	23	272	20.9
Stanford	13	103	154	15	272	20.9
9. UCLA	12	121	135	25	281	23.4
10. Arizona	12	102	146	36	284	23.7
11. Arizona State	13	129	137	26	292	22.5
12. Oregon State	12	155	133	18	306	25.5

FIELD GOALS	G	Made	Att	Pct.
1. Stanford	13	15	16	.938
2. Utah	14	26	31	.839
3. Arizona State	13	18	22	.818
4. USC	12	13	17	.765
5. UCLA	12	14	19	.737
6. Washington	14	16	22	.727
7. California	13	12	17	.706
8. Arizona	12	19	27	.704
9. Colorado	12	11	16	.688
10. Washington State	13	10	15	.667
11. Oregon State	12	12	20	.600
12. Oregon	13	6	11	.545

THIRD-DOWN CONV.	G	Conv	Att	Pct
1. Washington	14	88	194	45.4
2. Arizona	12	79	181	43.6
3. Washington State	13	75	173	43.4
4. Oregon	13	84	196	42.9
5. Arizona State	13	75	180	41.7
6. Stanford	13	67	170	39.4
7. UCLA	12	66	175	37.7
8. Utah	14	75	199	37.7
9. USC	12	62	167	37.1
10. Oregon State	12	71	195	36.4
11. Colorado	12	66	183	36.1
12. California	13	68	192	35.4

PAT KICKING	G	Made	Att	Pct.
1. Utah	14	45	45	1.000
Arizona State	13	45	45	1.000
Colorado	12	40	40	1.000
USC	12	38	38	1.000
UCLA	12	35	35	1.000
California	13	32	32	1.000
7. Oregon	13	57	58	.983
8. Washington	14	43	44	.977
9. Stanford	13	42	44	.955
10. Washington State	13	60	64	.938
11. Arizona	12	39	42	.929
12. Oregon State	12	35	38	.921

OPP THIRD-DOWN CONV.	G	Conv	Att	Pct
1. Utah	14	72	216	33.3
2. California	13	69	199	34.7
3. Washington State	13	62	172	36.0
4. Colorado	12	68	186	36.6
5. Oregon	13	75	202	37.1
6. Stanford	13	75	199	37.7
7. Washington	14	81	214	37.9
8. USC	12	77	193	39.9
9. Arizona	12	76	185	41.1
10. Arizona State	13	77	185	41.6
11. UCLA	12	85	177	48.0
12. Oregon State	12	77	155	49.7

SACKS BY	G	No	Yards	Avg/G
1. Washington State	13	38	270	2.92
2. Utah	14	37	259	2.64
3. Stanford	13	35	248	2.69
4. California	13	31	201	2.38
5. USC	12	29	174	2.42
Colorado	12	29	187	2.42
Arizona State	13	29	190	2.23
Oregon	13	29	182	2.23
9. Washington	14	24	187	1.71
10. Arizona	12	23	132	1.92
11. UCLA	12	15	92	1.25
Oregon State	12	15	90	1.25

FOURTH-DOWN CONV.	G	Conv	Att	Pct
1. Arizona State	13	13	17	76.5
2. Oregon State	12	25	36	69.4
3. Washington State	13	18	26	69.2
4. Stanford	13	8	12	66.7
5. California	13	17	27	63.0
6. Oregon	13	17	28	60.7
7. Utah	14	11	20	55.0
8. UCLA	12	14	26	53.8
9. USC	12	9	17	52.9
10. Washington	14	11	21	52.4
11. Arizona	12	9	18	50.0
12. Colorado	12	9	23	39.1



2018 PAC-12 STATISTICS

TEAM

OPP. FOURTH-DN CONV. Table with columns: G, Conv, Att, Pct. Rows 1-12 listing teams and their stats.

PENALTIES Table with columns: G, No, Yards, Avg/G. Rows 1-12 listing teams and their stats.

OPPONENT PENALTIES Table with columns: G, No, Yards, Avg/G. Rows 1-12 listing teams and their stats.

TIME OF POSSESSION Table with columns: G, Total Possession, Avg/G. Rows 1-12 listing teams and their stats.

TURNOVER MARGIN Table with columns: G, Fumb, Int, Total, Margin, Per/G. Rows 1-12 listing teams and their stats.

RED ZONE OFFENSE Table with columns: G, Scores, Pct, TDs, (R-P), FGs, TurnO. Rows 1-12 listing teams and their stats.

RED ZONE DEFENSE Table with columns: G, Scores, Pct, TDs, (R-P), FGs, TurnO. Rows 1-12 listing teams and their stats.

ON-SIDE KICKS BY Table with columns: G, Recovered, Attempts, Success%. Rows 1-12 listing teams and their stats.

ON-SIDE KICKS AGAINST Table with columns: G, Recovered, Attempts, Success%. Rows 1-12 listing teams and their stats.

ATTENDANCE Table with columns: Home, Away, Neutral, Total. Rows listing teams and their attendance figures.



2018 PAC-12 STATISTICS

INDIVIDUAL

RUSHING	Team	G	Att	Yards	Avg	TD	Long	Avg/G
1. Eno Benjamin	ASU	13	300	1642	5.5	16	49	126.3
2. J.J. Taylor	ARIZ	12	255	1434	5.6	6	64	119.5
3. Jermar Jefferson	OSU	12	239	1380	5.8	12	62	115.0
4. Joshua Kelley	UCLA	11	225	1243	5.5	12	61	113.0
5. Myles Gaskin	WASH	12	259	1268	4.9	12	80	105.7
6. Travon McMillian	COLO	12	201	1009	5.0	7	75	84.1
7. CJ Verdell	ORE	13	202	1018	5.0	10	74	78.3
8. Patrick Laird	CAL	13	223	961	4.3	5	62	73.9
9. Bryce Love	STAN	10	166	739	4.5	6	59	73.9
10. Aca'Cedric Ware	USC	12	125	825	6.6	6	69	68.8
11. Travis Dye	ORE	13	140	739	5.3	4	49	56.8
12. Gary Brightwell	ARIZ	11	91	525	5.8	3	72	47.7

PASSING AVERAGE/GAME	Team	G	Comp-Att-Int	Yards	TD	Avg/G
1. Gradner Minshew II	WSU	13	468-662-9	4779	38	367.6
2. K.J. Costello	STAN	13	269-413-11	3540	29	272.3
3. JT Daniels	USC	11	216-363-10	2672	14	242.9
4. Justin Herbert	ORE	13	240-404-8	3151	29	242.4
5. Steven Montez	COLO	12	258-399-9	2849	19	237.4
6. Manny Wilkins	ASU	13	247-393-6	3025	20	232.7
7. Khalil Tate	ARIZ	11	170-302-8	2530	26	230.0
8. Jake Browning	WASH	14	252-388-10	3192	16	228.0
9. Dorian Thompson-Robinson	UCLA	10	112-194-4	1311	7	131.1
10. Chase Garbers	CAL	12	159-260-10	1506	14	125.5
11. Conor Blount	OSU	9	95-153-2	1117	7	124.1
12. Brandon McIlwain	CAL	10	80-129-8	763	2	76.3

PASS EFFICIENCY	Team	G	Comp-Att-Int	Yards	TD	Effic
1. K.J. Costello	STAN	13	269-413-11	3540	29	155.0
2. Khalil Tate	ARIZ	11	170-302-8	2530	26	149.8
3. Gardner Minshew II	WSU	13	468-662-9	4779	38	147.6
4. Justin Herbert	ORE	13	240-404-8	3151	29	144.6
5. Jake Browning	WASH	14	252-388-10	3192	16	142.5
6. Manny Wilkins	ASU	13	247-393-6	3025	20	141.2
7. Conor Blount	OSU	9	95-153-2	1117	7	135.9
8. Steven Montez	COLO	12	258-399-9	2849	19	135.8
9. JT Daniels	USC	11	216-363-10	2672	14	128.6
10. Dorian Thompson-Robinson	UCLA	10	112-194-4	1311	7	122.3
11. Chase Garbers	CAL	12	159-260-10	1506	14	119.9

RECEPTIONS/GAME	Team	G	No	Yards	TD	Long	Yds/G	Rec/G
1. Laviska Shenault Jr.	COLO	9	86	1011	6	89	112.3	9.6
2. James Williams	WSU	13	83	613	4	41	47.2	6.4
3. N'Keal Harry	ASU	12	73	1088	9	61	90.7	6.1
4. Dillon Mitchell	ORE	13	75	1184	10	67	91.1	5.8
5. Isaiah Hodgins	OSU	11	59	876	5	51	79.6	5.4
6. Shun Brown	ARIZ	12	64	655	6	65	54.6	5.3
7. Davontaevean Martin	WSU	13	69	685	8	50	52.7	5.3
8. JJ Arcega-Whiteside	STAN	12	63	1059	14	80	88.2	5.2
9. Trevon Bradford	OSU	11	56	649	6	63	59.0	5.1
10. Caleb Wilson	UCLA	12	60	965	4	66	80.4	5.0
Amon-Ra St. Brown	USC	12	60	750	3	53	62.5	5.0
Trenton Irwin	STAN	12	60	685	2	37	57.1	5.0

RECEIVE YDS/GAME	Team	G	No	Yards	TD	Long	Avg/C	Avg/G
1. Laviska Shenault Jr.	COLO	9	86	1011	6	89	11.8	112.3
2. Dillon Mitchell	ORE	13	75	1184	10	67	15.8	91.1
3. N'Keal Harry	ASU	12	73	1088	9	61	14.9	90.7
4. JJ Arcega-Whiteside	STAN	12	63	1059	14	80	16.8	88.2
5. Caleb Wilson	UCLA	12	60	965	4	66	16.1	80.4
6. Isaiah Hodgins	OSU	11	59	876	5	51	14.8	79.6
7. Michael Pittman Jr.	USC	11	41	758	6	65	18.5	68.9
8. Shawn Poindexter	ARIZ	12	42	759	11	75	18.1	63.2
9. Dezmon Patmon	WSU	13	61	816	5	65	13.4	62.8
10. Amon-Ra St. Brown	USC	12	60	750	3	53	12.5	62.5
11. Aaron Fuller	WASH	14	58	874	4	46	15.1	62.4
12. Trevon Bradford	OSU	11	56	649	6	63	11.6	59.0

TOTAL OFFENSE	Team	G	Rush	Pass	Plays	Total	Yds/G
1. Gardner Minshew II	WSU	13	119	4779	720	4898	376.8
2. K.J. Costello	STAN	13	-20	3540	455	3520	270.8
3. Manny Wilkins	ASU	13	452	3025	505	3477	267.5
4. Steven Montez	COLO	12	238	2849	493	3087	257.2
5. Justin Herbert	ORE	13	166	3151	475	3317	255.2
6. Khalil Tate	ARIZ	11	224	2530	376	2754	250.4
7. Jake Browning	WASH	14	127	3192	474	3319	237.1
8. JT Daniels	USC	11	-149	2672	408	2523	229.4
9. Chase Garbers	CAL	12	420	1506	358	1926	160.5
10. Dorian Thompson-Robinson	UCLA	10	68	1311	244	1379	137.9
11. Eno Benjamin	ASU	13	1642	0	300	1642	126.3
12. Conor Blount	OSU	9	-27	1117	208	1090	121.1

SCORING	Team	G	TD	FG	XPT	2XP	Pts	Pts/G
1. Matt Gay	UTAH	14	0	26	45	0	123	8.8
2. Eno Benjamin	ASU	13	18	0	0	0	108	8.3
3. Brandon Ruiz	ASU	13	0	18	45	0	99	7.6
4. James Williams	WSU	13	16	0	0	0	96	7.4
5. Laviska Shenault Jr.	COLO	9	11	0	0	0	66	7.3
6. JJ Arcega-Whiteside	STAN	12	14	0	0	2	86	7.2
7. Blake Mazza	WSU	13	0	10	60	0	90	6.9
8. Jet Toner	STAN	11	0	14	34	0	76	6.9
9. Joshua Kelley	UCLA	11	12	0	0	0	72	6.5
10. Peyton Henry	WASH	14	0	16	43	0	91	6.5
Myles Gaskin	WASH	12	13	0	0	0	78	6.5
12. JJ Molson	UCLA	12	0	14	35	0	77	6.4

SCORING (TDs)	Team	G	TD	Run	Pass	Ret	Pat	Pts	Avg/G
1. Eno Benjamin	ASU	13	18	16	2	0	0	108	8.3
2. James Williams	WSU	13	16	12	4	0	0	96	7.4
3. Laviska Shenault Jr.	COLO	9	11	5	6	0	0	66	7.3
4. JJ Arcega-Whiteside	STAN	12	14	0	14	0	1	86	7.2
5. Joshua Kelley	UCLA	11	12	12	0	0	0	72	6.5
6. Myles Gaskin	WASH	12	13	12	1	0	0	78	6.5
7. Jermar Jefferson	OSU	12	12	12	0	0	0	72	6.0
8. CJ Verdell	ORE	13	12	10	2	0	0	72	5.5
Max Borghi	WSU	13	12	8	4	0	0	72	5.5
10. Shawn Poindexter	ARIZ	12	11	0	11	0	0	66	5.5
N'Keal Harry	ASU	12	11	1	9	1	0	66	5.5
12. Dillon Mitchell	ORE	13	10	0	10	0	0	60	4.6

SCORING (KICK)	Team	G	PAT	FG	Pts	Avg/G
1. Matt Gay	UTAH	14	45-45	26-31	123	8.8
2. Brandon Ruiz	ASU	13	45-45	18-22	99	7.6
3. Blake Mazza	WSU	13	60-62	10-15	90	6.9
4. Jet Toner	STAN	11	34-34	14-15	76	6.9
5. Peyton Henry	WASH	14	43-44	16-22	91	6.5
6. JJ Molson	UCLA	12	35-35	14-19	77	6.4
7. Jordan Choukair	OSU	12	35-38	12-20	71	5.9
8. Michael Brown	USC	9	32-32	7-9	53	5.9
9. Adam Stack	ORE	10	36-36	6-10	54	5.4
10. Greg Thomas	CAL	13	32-32	12-17	68	5.2
11. Lucas Havriski	ARIZ	12	22-24	6-11	40	3.3
12. Zach Emerson	ORE	13	21-22	0-1	21	1.6

PUNT RETURN AVG	Team	G	No	Yds	TD	Long	Avg/G
1. Tyler Vaughns	USC	12	19	199	1	82	10.5
2. Shun Brown	ARIZ	12	19	180	0	24	9.5
3. Britain Covey	UTAH	13	25	221	0	36	8.8
4. Ronnie Blackmon	COLO	12	30	262	0	59	8.7
5. Aaron Fuller	WASH	14	22	122	0	28	5.5

KICK RETURN AVG	Team	G	No	Yds	TD	Long	Avg/G
1. Travell Harris	WSU	13	25	691	1	100	27.6
2. Ashtyn Davis	CAL	13	24	629	1	89	26.2
3. Tony Brooks-James	ORE	12	21	548	0	56	26.1
4. J.J. Taylor	ARIZ	12	22	540	1	84	24.5
5. Cameron Scarlett	STAN	13	24	566	0	74	23.6
6. Velus Jones Jr.	USC	12	21	483	0	37	23.0
7. Champ Flemings	OSU	12	29	608	0	57	21.0

ALL PURPOSE	Team	G	Rush	Rcv	PR	KR	Yds	Avg/G
1. J.J. Taylor	ARIZ	12	1434	133	0	540	2107	175.6
2. Eno Benjamin	ASU	13	1642	263	0	0	1905	146.5
3. Joshua Kelley	UCLA	11	1243	193	0	0	1436	130.5
4. Jermar Jefferson	OSU	12	1380	147	0	0	1527	127.2
5. Laviska Sheanau Jr.	COLO	9	115	1011	0	0	1126	125.1
6. Myles Gaskin	WASH	12	1268	77	0	74	1419	118.2
7. N'Keal Harry	ASU	12	10	1088	152	0	1250	104.2
8. CJ Verdell	ORE	13	1018	315	0	0	1333	102.5
9. Patrick Laird	CAL	13	961	2800	0	0	1249	96.1
10. Travon McMillian	COLO	12	1009	118	0	0	1127	93.9
11. Dillon Mitchell	ORE	13	5	1184	10	0	1199	92.2
12. Britain Covey	UTAH	13	172	637	221	144	1174	90.3

PUNTING	Team	G	No	Yards	Long	I20	50+	TB	Avg
1. Stefan Flintoft	UCLA	11	56	2565	70	19	18	6	45.8
2. Mitch Wishnowsky	UTAH	14	59	2669	68	24	20	4	45.2
3. Jake Bailey	STAN	13	68	2996	84	24	20	10	44.1
4. Michael Sleep-Dalton	ASU	13	59	2586	72	19	10	6	43.8
5. Dylan Klumph	ARIZ	11	49	2066	57	16	11	3	42.2
6. Daniel Rodriguez	OSU	12	55	2303	62	13	9	0	41.9
7. Steven Coutts	CAL	13	72	2985	73	37	9	2	41.5
8. Reid Budrovich	USC	12	58	2284	54	17	5	3	39.4
9. Davis Price	COLO	12	48	1842	58	20	3	0	38.4

2018 PAC-12 STATISTICS
INDIVIDUAL

FIELD GOALS								TACKLES FOR LOSS							
	<i>Team</i>	<i>G</i>	<i>Made</i>	<i>Att</i>	<i>Long</i>	<i>Pct</i>	<i>FG/G</i>		<i>Team</i>	<i>G</i>	<i>Solo</i>	<i>Ast</i>	<i>Total</i>	<i>Avg/G</i>	
1. Matt Gay	UTAH	14	26	31	55	83.9	1.86	1. Chase Hansen	UTAH	13	19	6	22.0	1.69	
2. Brandon Ruiz	ASU	13	18	22	49	81.8	1.38	2. Colin Schooler	ARIZ	12	19	5	21.5	1.79	
3. Jet Toner	STAN	11	14	15	46	93.3	1.27	3. Bradlee Anae	UTAH	14	13	5	15.5	1.11	
4. JJ Molson	UCLA	12	14	19	50	73.7	1.17	4. Mustafa Johnson	COLO	12	14	3	15.5	1.29	
5. Peyton Henry	WASH	14	16	22	41	72.7	1.14	5. Nate Landman	COLO	12	14	2	15.0	1.25	
6. Jordan Choukair	OSU	12	12	20	47	60.0	1.00	6. Justin Hollis	ORE	13	13	3	14.5	1.12	
7. Greg Thomas	CAL	13	12	17	46	70.6	0.92	7. Keisean Lucier-South	UCLA	12	10	3	11.5	0.96	
8. Michael Brown	USC	9	7	9	46	77.8	0.78	8. Hamilcar Rashed Jr.	OSU	12	10	3	11.5	0.96	
9. Blake Mazza	WSU	13	10	15	50	66.7	0.77	9. Jordan Kunaszyk	CAL	13	9	4	11.0	0.85	
10. Adam Stack	ORE	10	6	10	39	60.0	0.60	10. Tevin Paul	CAL	13	8	6	11.0	0.85	
11. Lucas Havrisik	ARIZ	12	6	11	55	54.5	0.50	11. Peyton Pelluer	WSU	13	7	7	10.5	0.81	
								12. Logan Tago	WSU	13	8	5	10.5	0.81	
FIELD GOAL PERCENTAGE								PASSES DEFENDED							
	<i>Team</i>	<i>G</i>	<i>Made</i>	<i>Att</i>	<i>Long</i>	<i>Pct</i>			<i>Team</i>	<i>G</i>	<i>Brup</i>	<i>Int</i>	<i>Total</i>	<i>Avg/G</i>	
1. Jet Toner	STAN	11	14	15	46	93.3		1. Paulson Adebo	STAN	13	18	4	22	1.69	
2. Matt Utah	UTAH	14	26	31	55	83.9		2. Thomas Graham Jr.	ORE	13	18	3	21	1.62	
3. Brandon Ruiz	ASU	13	18	22	49	81.8		3. Byron Murphy	WASH	14	13	4	17	1.21	
4. Michael Brown	USC	9	7	9	46	77.8		4. Lorenzo Burns	ARIZ	10	11	0	11	1.10	
5. JJ Molson	UCLA	12	14	19	50	73.7		5. Aashari Crosswell	ASU	13	9	4	13	1.00	
6. Peyton Henry	WASH	14	16	22	41	72.7		6. Darnay Holmes	UCLA	12	9	3	12	1.00	
7. Greg Thomas	CAL	13	12	17	46	70.6		7. Camryn Bynum	CAL	13	10	2	12	0.92	
8. Blake Mazza	WSU	13	10	15	50	66.7		8. Deomodore Lenoir	ORE	13	9	3	12	0.92	
9. Jordan Choukair	OSU	12	12	20	47	60.0		9. Jevon Holland	ORE	13	6	5	11	0.85	
Adam Stack	ORE	10	6	10	39	60.0		10. Ugochukwu Amadi	ORE	13	8	3	11	0.85	
PAT KICKING PERCENTAGE								INTERCEPTIONS							
	<i>Team</i>	<i>G</i>	<i>Made</i>	<i>Att</i>	<i>Pct</i>			<i>Team</i>	<i>G</i>	<i>No</i>	<i>Yds</i>	<i>TD</i>	<i>Long</i>	<i>Avg/G</i>	
1. Matt Gay	UTAH	14	45	45	100.0		1. Jaylinn Hawkins	CAL	13	6	39	0	29	0.46	
Brandon Ruiz	ASU	13	45	45	100.0		2. Jevon Holland	ORE	13	5	8	0	6	0.38	
Adam Stack	ORE	10	36	36	100.0		3. Aashari Crosswell	ASU	13	4	127	0	50	0.31	
JJ Molson	UCLA	12	35	35	100.0		4. Ashtyn Davis	CAL	13	4	59	1	35	0.31	
Jet Toner	STAN	11	34	34	100.0		5. Paulson Adebo	STAN	13	4	45	0	43	0.31	
Michael Brown	USC	9	32	32	100.0		6. Scottie Young Jr.	ARIZ	10	3	63	1	38	0.30	
Greg Thomas	CAL	13	32	32	100.0		7. Jaylon Johnson	UTAH	14	4	126	1	100	0.29	
8. Peyton Henry	WASH	14	43	44	97.7		8. Byron Murphy	WASH	14	4	78	1	66	0.29	
9. Blake Mazza	WSU	13	60	62	96.8		9. Darnay Holmes	UCLA	12	3	31	1	31	0.25	
10. Jordan Choukair	OSU	12	35	38	92.1		10. Ugochukwu Amadi	ORE	13	3	70	2	38	0.23	
11. Lucas Havrisik	ARIZ	12	22	24	91.7		11. Marcus Strong	WSU	13	3	66	0	66	0.23	
TACKLES								FUMBLES FORCED							
	<i>Team</i>	<i>G</i>	<i>Solo</i>	<i>Ast</i>	<i>Total</i>	<i>Avg/G</i>		<i>Team</i>	<i>G</i>	<i>No</i>	<i>Avg/G</i>				
1. Ben Burr-Kirven	WASH	14	94	82	176	12.6	1. Jordan Kunaszyk	CAL	13	5	0.38				
2. Evan Weaver	CAL	13	88	71	159	12.2	Justin Hollins	ORE	13	5	0.38				
3. Jordan Kunaszyk	CAL	13	95	53	148	11.4	3. Jahad Woods	WSU	13	4	0.31				
4. Adarius Pickett	UCLA	12	77	46	123	10.2	4. Ben Burr-Kirven	WASH	14	4	0.29				
5. Colin Schooler	ARIZ	12	72	47	119	9.9	5. Willie Taylor III	WSU	13	3	0.23				
6. Troy Dye	ORE	13	66	49	115	8.8	6. Tevis Bartlett	WASH	14	3	0.21				
7. Chase Hansen	UTAH	13	70	44	114	8.8	7. Matthew Tago	OSU	11	2	0.18				
8. Nate Landman	COLO	12	66	39	105	8.8	Austin Faoliu	ORE	11	2	0.18				
9. Jalen Moore	OSU	12	70	32	102	8.5	9. Darnay Holmes	UCLA	12	2	0.17				
10. Cody Barton	UTAH	14	68	48	116	8.3	Keisean Lucier-South	UCLA	12	2	0.17				
11. Cameron Smith	USC	10	58	23	81	8.1	FUMBLES RECOVERED								
12. Peyton Pelluer	WSU	13	62	36	98	7.5		<i>Team</i>	<i>G</i>	<i>No</i>	<i>Avg/G</i>				
SACKS								1. Taylor Rapp	WASH	13	3	0.23			
	<i>Team</i>	<i>G</i>	<i>Solo</i>	<i>Ast</i>	<i>Total</i>	<i>Avg/G</i>	2. Ben Burr-Kirven	WASH	14	3	0.21				
1. Bradlee Anae	UTAH	14	7	2	8.0	0.57	3. PJ Johnson	ARIZ	10	2	0.20				
2. Mustafa Johnson	COLO	12	7	1	7.5	0.62	4. Dereck Boles	ARIZ	12	2	0.17				
3. Justin Hollins	ORE	13	6	1	6.5	0.50	Keisean Lucier-South	UCLA	12	2	0.17				
4. Gabe Reid	STAN	13	4	3	5.5	0.42	Gus Cumberlander	ORE	12	2	0.17				
5. Chase Hansen	UTAH	13	5	0	5.0	0.38	Davion Taylor	COLO	12	2	0.17				
Taylor Rapp	WASH	13	5	0	5.0	0.38	Kainoa Wilson	WSU	12	2	0.17				
7. Merlin Robertson	ASU	12	4	2	5.0	0.42	9. Jahad Woods	WSU	13	2	0.15				
8. Alex Funches	CAL	13	5	0	5.0	0.38									
Luc Bequette	CAL	13	5	0	5.0	0.38									
10. Dominick Silvels	WSU	13	4	1	4.5	0.35									
Jordan Fox	STAN	13	3	3	4.5	0.35									
12. Carson Wells	COLO	12	4	1	4.5	0.38									

*For additional 2018 Pac-12 football statistics visit Pac-12.org

CAL RECORDS



JARED GOFF
Quarterback
2013-15



CAL RECORDS

NOTE: The following records do not include bowl statistics prior to the 2002 season, per NCAA rules. Active players are not listed among highest career averages | *All-time followed by modern record

TEAM - GENERAL

CONFERENCE CHAMPIONSHIPS

13 PCC: 1918, 20-23, 35^, 37-38^, 48^50, 58
Pac-8: 1975^
Pac-10: 2006^

^Shared championship

MOST CONSECUTIVE CONFERENCE CHAMPIONSHIPS

4 PCC: 1920-23*
3 PCC: 1948^50

^Shared championship

MOST CONSECUTIVE UNDEFEATED SEASONS

5 1920-24

MOST VICTORIES, SEASON

(Including Postseason Games)

14 1914*
10 1937, 38, 48, 49, 91, 2004, 06

MOST VICTORIES, REGULAR SEASON

14 1914*
10 1948, 49, 2004

MOST CONSECUTIVE VICTORIES, ALL GAMES

18 1920-21*
14 1947-48

MOST CONSECUTIVE VICTORIES, REGULAR SEASON

33 1947-50

MOST CONSECUTIVE VICTORIES, CONFERENCE

22 1947-50

MOST CONSECUTIVE GAMES WITHOUT DEFEAT

(Including Postseason Games)

50 1920-25* (46-0-4) (#3 All-Time NCAA)
18 1937-38 (17-0-1)

MOST CONSECUTIVE GAMES WITHOUT DEFEAT, REGULAR SEASON

48 1920-25* (45-0-3)
38 1947-51 (37-0-1)

MOST CONSECUTIVE VICTORIES, ONE SEASON

(Including Postseason Games)

13 1914*
10 1948, 49

MOST CONSECUTIVE VICTORIES, HOME

26 1919-23

MOST CONSECUTIVE GAMES WITHOUT DEFEAT, ONE SEASON

(Including Postseason Games)

14 1910*
11 1937

MOST CONSECUTIVE GAMES WITHOUT DEFEAT, ONE SEASON/REGULAR SEASON

14 1910*
10 1937, 48, 49, 50

MOST LOSSES, SEASON

11 2013

MOST CONSECUTIVE LOSSES, REGULAR SEASON

10 2001, 13

MOST CONSECUTIVE GAMES WITHOUT WIN

10 2001, 13

HIGHEST SCORING TIE GAME

33-33 vs. Arizona, Oct. 1, 1983

SCORELESS TIE GAMES

18 Last time vs. Oregon, Nov. 14, 1953

MOST CONSECUTIVE GAMES SCORED

244 Sept. 25, 1999 - Present

MOST CONSECUTIVE GAMES 20 POINTS SCORED

31 Nov. 29, 2014 - October 7, 2017

MOST CONSECUTIVE GAMES OPPONENTS SCORED

170 Oct. 8, 2005 - Present

MOST SHUTOUT VICTORIES, REGULAR SEASON

8 1923*
6 1937

MOST CONSECUTIVE SHUTOUT VICTORIES, REGULAR SEASON

7 1922-23*
3 1937 (twice), 1938, 1945

MOST SHUTOUT LOSSES, REGULAR SEASON

4 1930*, 39, 43

MOST CONSECUTIVE SHUTOUT LOSSES, REGULAR SEASON

2 1906*, 09*, 43, 44

MOST IMPROVED WIN-LOSS RECORD

9-1 1947 (from 2-7 in 1946)

BIGGEST POINT DEFICIT OVERCOME

30 vs. Oregon, Oct. 2, 1993 (from 0-30 to 42-41)

BIGGEST POINT DEFICIT OVERCOME TO WIN

30 vs. Oregon, Oct. 2, 1993 (from 0-30 to 42-41)

TEAM - SEASON

OFFENSE

SCORING

Points

Most: 510 1920* Fewest: 0 1891*
493 2015 78 1944

Points Per Game

Most: 60.3 1920* Fewest: 7.6 1900*
38.2 2014 7.8 1944

Consecutive Games, 30 Points

Most: 6 Dec. 28, 2006-Sept. 29, 2007
6 Nov. 19, 2014-Oct. 3, 2015
6 Nov. 28, 2015-Sept. 24, 2016

Consecutive Games, 40 Points

Most: 6 Nov. 28, 2015 - Sept. 24, 2016

Touchdowns

Most: 72 1920* Fewest: 12 1940, 44, 60

63 2015

Two-Point Conversions Attempted

Most: 28 1959 Fewest: 0 Many Last time in 2013

Two-Point Conversions Made

Most: 14 1958 Fewest: 0 Many Last time in 2018

KICK SCORING

Points After Touchdown Attempted

Most: 72 1920* Fewest: 2 1958
57 2014

Points After Touchdown

Most: 67 1920* Fewest: 1 1958
56 2014

Field Goals Attempted

Most: 30 2003 Fewest: 0 Many Last time in 1959

Field Goals

Most: 22 1983, 88, 16 Fewest: 0 Many Last time in 1959

TOTAL OFFENSE

Plays

Most: 1046 2013 Fewest: 435 1946

Net Yards Gained

Most: 6879 2015 Fewest: 1140 1944

Net Yards Gained Per Game

Most: 529.2 2015 Fewest: 114.0 1944

Average Gain Per Play

Highest: 7.03 2004 Lowest: 2.41 1944

FIRST DOWNS

First Downs

Most: 341 2015 Fewest: 60 1944

By Rushing

Most: 146 2004 Fewest: 36 1944

By Passing

Most: 201 2015 Fewest: 17 1944

By Penalty

Most: 35 2016 Fewest: 1 1947

RUSHING OFFENSE

Rushing Attempts

Most: 656 1958 Fewest: 344 1964

Net Yards Gained

Most: 3081 2004 Fewest: 620 1983

Average Gain Per Rush

Highest: 6.1 2004 Lowest: 1.7 1983

Touchdowns Rushing

Most: 34 1951 Fewest: 3 1966

PASSING OFFENSE

Pass Attempts

Most: 622 2013 Fewest: 90 1928* 108 1950

Pass Completions

Most: 383 2016 Fewest: 24 1931* 28 1937

Completion Percentage (100 att)

Highest: 66.2 1979 Lowest: 24.0 1944 (270-409) (30-125)

Passes Had Intercepted

Fewest: 6 1961 Most: 32 1972

Percentage of Passes Had Intercepted

Lowest: 1.8% 2003 Highest: 17.5% 1946 (8-452) (23-131)

Yardage

Most: 4892 2015 Fewest: 348 1944

Touchdown Passes

Most: 44 2015 Fewest: 3 1958, 59, 60

Consecutive Games Touchdown Pass Thrown

25 2003 (last 5) - 2005 (first 9)



RECORDS

PUNTING

Punts
 Most: 128 1927* Fewest: 35 1954
 100 1941

Yards
 Most: 4557 1927* Fewest: 1247 1954
 3546 1998

Average Per Punt
 Highest: 44.8 2010 Lowest: 33.1 1962

PUNT RETURNS

Returns
 Most: 46 1999 Fewest: 9 2017

Yards
 Most: 572 1948 Fewest: 58 1960

Average Gain Per Return
 Highest: 17.3 2006 Lowest: 3.8 2016

Touchdowns
 Most: 4 1966, 2006 Fewest: 0 Many
 Last time in 2018

KICK RETURNS

Returns
 Most: 70 2013 Fewest: 22 1947

Yards
 Most: 1432 2007 Fewest: 325 1947

Average Gain Per Return
 Highest: 25.7 1963 Lowest: 14.8 1947
 14.9 1950, 78

Touchdowns
 Most: 2 2014

FUMBLES

Fumbles
 Most: 41 1950 Fewest: 12 1998

Fumbles Lost
 Most: 24 1950 Fewest: 3 2016

TURNOVERS

Interceptions & Fumbles Lost
 Fewest: 15 2016 Most: 49 1972
 (12 int, 3 fum) (32 int, 17 fum)

PENALTIES

Penalties
 Most: 127 1999 Fewest: 32 1971

Yards
 Most: 1149 1997 Fewest: 211 1940

TEAM – SEASON

DEFENSE

SCORING

Points Allowed
 Fewest: 2 1899* Most: 551 2013
 33 1937

Points Allowed Per Game
 Fewest: 0.7 1923* Most: 45.9 2013
 3.3 1937

Touchdowns Allowed
 Fewest: 1 1900, 23* Most: 67 2016
 5 1937

Field Goals Allowed
 Fewest: 0 Many Most: 21 1983
 Last time in 1956 21 2017

TOTAL DEFENSE

Net Yards Allowed
 Fewest: 1126 1937 Most: 6355 2013

Net Yards Allowed Per Game
 Fewest: 112.6 1937 Most: 529.6 2013

Average Gain Per Play Allowed
 Lowest: 3.6 1968 Highest: 7.1 2013

FIRST DOWNS

First Downs Allowed
 Fewest: 59 1935* Most: 332 2014
 60 1937

By Rushing Allowed
 Fewest: 38 1937 Most: 158 2016

By Passing Allowed
 Fewest: 20 1937 Most: 203 2014

By Penalty Allowed
 Fewest: 1 1954 Most: 39 2001

RUSHING

Rushes Allowed
 Fewest: 343 1947 Most: 645 1981

Yards Allowed
 Fewest: 744 1935* Most: 3274 2016
 858 1937

Average Gain Per Rush Allowed
 Lowest: 2.50 1937 Highest: 6.2 2016
 2.51 1968

Touchdowns Rushing Allowed
 Fewest: 5 1968 Most: 33 1973

PASSING

Pass Attempts Allowed
 Fewest: 112 1927* Most: 544 2014
 124 1939, 41

Pass Completions Allowed
 Fewest: 39 1927* Most: 356 2014
 42 1937

Completion Percentage Allowed
 Lowest: 28.8 1937 Highest: 65.4 2014
 (42-146) (356-544)

Yardage Allowed
 Fewest: 372 1928* Most: 4406 2014
 432 1937

Passes Intercepted
 Most: 30 1948 Fewest: 4 1997

Interception Return Yards
 Most: 459 1999 Fewest: 0 2013

Interception Return Touchdowns
 Most: 5 2018 Fewest: 0 Many
 Last time in 2013

Touchdown Passes Allowed
 Fewest: 0 1923* Most: 42 2014
 2 1948, 50

PUNTING

Punts Allowed
 Most: 143 1932* Fewest: 30 1961
 108 1941

Yards Allowed
 Most: 4891 1932* Fewest: 998 1961
 3415 2003

Average Per Punt
 Lowest: 32.6 1957 Highest: 43.6 1999

PUNT RETURNS

Returns Allowed
 Fewest: 6 2015 Most: 51 1998

Yards Allowed
 Fewest: 54 1991 Most: 648 1998

Average Gain Allowed Per Return
 Lowest: 3.0 1991 Highest: 20.2 2013

Touchdowns Allowed
 Most: 5 2013

KICK RETURNS

Returns Allowed
 Fewest: 19 1981 Most: 67 2009,11

Yards Allowed
 Fewest: 307 1966 Most: 1450 2007

Average Yards Allowed Per Return
 Lowest: 14.2 1958 Highest: 26.8 2012

Touchdowns Allowed
 Most: 2 1970, 2012, 2016
 Fewest 0 Many
 Last time in 2018

TURNOVERS

Opponents' Fumbles Recovered
 Most: 27 1947 Fewest: 7 2006,
 2016, 2018

Opponents' Turnovers
 Most: 53 1947 Fewest: 13 2013
 (26 int, 27 fum) (5 int, 8 fum)

OPPONENTS' PENALTIES

Penalties
 Most: 107 2016 Fewest: 37 1948

Yards
 Most: 973 2014 Fewest: 135 1937

TEAM – GAME

OFFENSE

SCORING

Points
 Most: 127 vs. St. Mary's, Oct. 9, 1920*
 86 vs. Pacific, Sept. 7, 1991

Both Teams
 Most: 127 California (127) vs. St. Mary's
 (0), Oct. 9, 1920*
 111 California (56) vs. Arizona (55)
 Nov. 2, 1996 (4ot)
 110 California (86) vs. Pacific (24)
 Sept. 7, 1991

Both Teams, Fewest:
 0 Many times. Last: Cal (0)
 vs. Oregon (0), Nov. 14, 1953

Most, Quarter:
 48 vs. Saint Mary's, Oct. 9, 1920*
 (2nd)

Most, Half:
 85 vs. St. Mary's, Oct. 9, 1920* (1st)

Touchdowns
 Most: 18 vs. St. Mary's, Oct. 9, 1920
 12 vs. Pacific, Sept. 7, 1991

Both Teams, Most:
 18 Cal (18) vs. St. Mary's (0),
 Oct. 9, 1920*
 16 Cal (8) vs. Arizona (8), Nov. 2,
 1996 (4ot)
 15 Cal (12) vs. Pacific (3),
 Sept. 7, 1991

Two-Point Conversions Attempted
 Most: 5 vs. Washington State,
 Oct. 4, 1958
 vs. Utah, Oct. 11, 1958

Both Teams, Most:
 7 Cal (5) vs. Washington State (2),
 Oct. 4, 1958

Two-Point Conversions
 Most: 3 vs. Utah, Oct. 11, 1958

Both Teams, Most:
 4 Cal (3) vs. Utah (1), Oct. 11, 1958

KICK SCORING

Points After Touchdown Attempted
 Most: 18 vs. St. Mary's, Oct. 9, 1920*
 10 vs. Grambling State, Sept. 5, 2015
 vs. Baylor, Aug. 31, 2002
 10 vs. Pacific, Sept. 7, 1991

Both Teams, Most:
 18 vs. St. Mary's, Oct. 9, 1920*
 15 Cal (8) vs. Arizona (7),
 Nov. 2, 1996 (4ot)
 14 Cal (7) vs. Washington (7),
 Oct. 6, 1973
 14 Cal (7) vs. Virginia Tech (7),
 Dec. 26, 2003 (Insight Bowl)

Points After Touchdown
 Most: 17 vs. St. Mary's, Oct. 9, 1920*
 10 vs. Grambling State, Sept. 5, 2015
 10 vs. Baylor, Aug. 31, 2002
 10 vs. Pacific, Sept. 7, 1991



RECORDS (CONTINUED)

Both Teams,
Most: 17 Cal (17) vs. St. Mary's (0),
Oct. 9, 1920*

15 Cal (8) vs. Arizona (7),
Nov. 2, 1996 (4ot)

14 Cal (7) vs. Washington (7),
Oct. 6, 1973

14 Cal (7) vs. Virginia Tech (7),
Dec. 26, 2003 (Insight Bowl)

Field Goals Attempted

Most: 6 Many times. Last at
UCLA, Oct. 18, 2003 (ot)

Both Teams,
Most: 10 Cal (6) vs. Stanford (4),
Nov. 19, 1988

Field Goals

Most: 5 vs. Air Force, Sept. 21, 2002

Both Teams,
Most: 8 Cal (4) vs. Stanford (4),
Nov. 19, 1988

Most: 8 Cal (2) vs. Stanford (6), Nov. 28, 2015

TOTAL OFFENSE

Plays

Most: 118 vs. Oregon, Oct. 21, 2016*

*NCAA FBS Record

Fewest: 36 vs. Washington, Oct. 26, 1946

Both Teams,
Most: 203 Cal (118) vs. Oregon (85),
Oct. 21, 2016

Both Teams,
Fewest: 99 Cal (58) vs. Miami (41),
Oct. 9, 1964

Yards Gained

Most: 760 vs. Oregon State, Nov. 14, 2015

Fewest: -4 vs. USC, Nov. 9, 1946

Both Teams,
Most: 1401 Cal (589) at Washington State (812),
Oct. 4, 2014

Both Teams,
Fewest: 162 Cal (8) vs. Fleet City (154),
Oct. 21, 1944

Average Gain Per Play

Highest: 10.57 vs. Washington, Nov. 15, 2003

Lowest: -0.09 vs. USC, Nov. 9, 1946

FIRST DOWNS

First Downs

Most: 40 vs. Oregon, Oct. 21, 2016

Fewest: 1 vs. USC, Oct. 23, 1926*
vs. Washington, Oct. 24, 1936

2 Many times. Last vs.
USC, Sept. 29, 1945

Both Teams,
Most: 67 Cal (40) vs. Oregon (27),
Oct. 21, 2016

Both Teams,
Fewest: 7 Cal (2) vs. UCLA (5),
Nov. 2, 1935*

9 Cal (4) vs. Pacific (5),
Oct. 14, 1944

Cal (2) vs. UCLA (7),
Nov. 11, 1944

First Downs by Rushing

Most: 24 vs. Pacific, Sept. 7, 1991
vs. Oregon State, Oct. 24, 1959

Fewest: 0 vs. Illinois, Sept. 24, 1955
vs. USC, Nov. 4, 1967

First Downs by Passing

Most: 26 vs. Colorado, Sept. 27, 2014

Fewest: 0 Many times. Last vs.
Washington State, Sept. 1966

First Downs by Penalty

Most: 8 vs. UCLA, Nov. 26, 2016

Both Teams,
Most: 12 Cal (6) vs. Arizona (6),
Nov. 14, 1998

RUSHING

Rushes

Most: 84 vs. San Jose State, Oct. 5, 1968

Fewest: 14 vs. Utah, Oct. 1, 2016

Both Teams,
Most: 142 Cal (75) vs. UCLA (67),
Nov. 2, 1957

Both Teams,
Fewest: 49 Cal (28) vs. Washington State
(21), Oct. 5, 2013

Net Yards Gained

Most: 490 vs. Minnesota, Oct. 6, 1951

Fewest: -77 vs. Missouri, Sept. 30, 1972

Both Teams,
Most: 791 Oregon State (474) vs. Cal (317),
Oct. 8, 2016

Both Teams,
Fewest: -26 Cal (-36) vs. Stanford (10),
Nov. 21, 1998

Average Gain Per Rush

Highest: 10.9 vs. Washington, Nov. 15, 2003

Lowest: -2.7 vs. Missouri, Sept. 30, 1972

Touchdowns By Rushing

Most: 8 vs. Montana, Nov. 15, 1947

Both Teams,
Most: 10 Oregon State (6) vs. Cal (4),
Oct. 8, 2016

10 Cal (7) vs. San Jose State (3),
Aug. 31, 1985

PASSING

Pass Attempts

Most: 72 at San Diego State, Sept. 10, 2016

Fewest: 1 vs. Washington, Nov. 3, 1917*
vs. San Francisco, Nov. 18, 1950
vs. Stanford, Nov. 19, 1960

Both Teams,
Most: 130 Cal (63) vs. Washington State
(67), Oct. 5, 2013

Both Teams,
Fewest: 5 Cal (1) vs. San Francisco (4),
Nov. 18, 1950

Pass Completions

Most: 43 vs. Florida, Sept. 13, 1980

Fewest: 0 Many times. Last vs.
Washington State,
Sept. 17, 1966

Both Teams,
Most: 86 Cal (37) vs. Washington State
(49), Oct. 4, 2014

Both Teams,
Fewest: 0 Cal (0) vs. USC (0), Oct. 24,
1931*

1 3 times. Last time: Cal (1)
vs. Nevada, Oct. 27, 1945

Completion Percentage

Highest: 87.5 vs. Pacific, Sept. 7, 1991 (14-16)

Lowest
(min. 15 att): 0.0 vs. Washington, Nov. 6, 1937
(0-15)

Passes Had Intercepted

Most: 10 vs. UCLA, Oct. 21, 1978

Both Teams,
Most: 11 Cal (10) vs. UCLA (1),
Oct. 21, 1978

Yards Allowed Interception Returns

Most: 194 vs. UCLA, Oct. 21, 1978

Intercepted Passes Returned for Touchdown

Most: 3 vs. UCLA, Oct. 21, 1978

Attempts Without Interception

Most: 185 2015

Yardage

Most: 589 vs. Washington State, Oct. 4, 2014

Fewest: -4 vs. USC, Nov. 9, 1946

Both Teams,
Most: 1,261 Cal (527) vs. WSU (734), Oct. 4,
2014

Both Teams,
Fewest: 0 Cal (0) vs. USC (0),
Oct. 24, 1931*

6 Cal (0) vs. Washington (6),
Nov. 6, 1937

Touchdown Passes

Most: 8 vs. Arizona, Nov. 2, 1996 (4ot)

7 vs. Colorado, Sept. 27, 2014 (20T)

Both Teams,
Most: 14 Cal (7) vs. Colorado (7),
Sept. 27, 2014 (20T)

PUNTING

Punts

Most: 18 vs. Olympic Club, Oct. 22, 1927*
vs. Stanford, Nov. 19, 1932*

17 Many times. Last vs.
Santa Clara, Oct. 11, 1941

Fewest: 0 Five times. Last time vs. Oregon
State, Nov. 4, 2017

Both Teams,
Most: 41 Cal (17) vs. Washington State
(24), Nov. 4, 1922*

29 Cal (15) vs. Washington State
(14), Oct. 11, 1938

Cal (16) vs. USC (13),
Oct. 28, 1939

Both Teams,
Fewest: 1 Cal (1) vs. Duke (0),
Oct. 12, 1963

Yards

Most: 535 vs. Indiana, Sept. 27, 1969

Fewest: 0 Four times. Last time vs.
Pacific, Sept. 7, 1991

Both Teams,
Most: 973 Cal (535) vs. Indiana (438),
Sept. 27, 1969

Both Teams,
Fewest: 27 Cal (27) vs. Duke (0),
Oct. 12, 1963

Average Per Punt (min. 4)

Highest: 60.2 vs. Stanford, Nov. 22, 2008
(241/4)

Lowest: 7.0 vs. UCLA, Nov. 8, 1958 (35/5)

PUNT RETURNS

Returns

Most: 9 vs. Oregon, Oct. 5, 1946

Fewest: 0 Many times. Last at
Washington State, Nov. 3, 2018

Both Teams,
Most: 14 Cal (7) vs. St. Mary's (7),
Sept. 24, 1949

Cal (7) vs. Stanford (7),
Nov. 18, 1972

Cal (8) vs. Oregon State (6),
Nov. 6, 1999

Both Teams,
Fewest: 0 Many Times, Last at Washington
State

Cal (0) vs. Washington State (0),
Nov. 3, 2018

Yards

Most: 187 vs. Colorado State,
Sept. 27, 2008

Fewest: -9 at Ohio State, Sept. 15, 2012

Both Teams,
Most: 202 Cal (36) at Washington (166),
Oct. 17, 1998

Both Teams,
Fewest: -10 Cal (-6) vs. Washington
State (-4), Oct. 24, 1970

Average Gain Per Return (min. 3)

Highest: 42.7 at Arizona, Nov. 11, 2006 (128/3)

Lowest: -4.0 vs. Washington State,
Oct. 24, 1970 (-6/3)

Both Teams,
Highest: 61.7 Cal (0/0) vs. USC (185/3),
Nov. 9, 2013

Both Teams,
Lowest: -1.7 Cal (-6/3) vs. Washington
State (-4/3), Oct. 24, 1970



RECORDS (CONTINUED)

Touchdowns
 Most: 2 vs. Washington State, Sept. 17, 1966 vs. Colorado State, Sept. 27, 2008
 Both Teams, Most: 3 Cal (0) vs. USC (3), Nov. 9, 2013

KICK RETURNS

Returns
 Most: 11 vs. Alabama, Sept. 15, 1973
 Fewest: 0 Many times. Last vs. TCU, Dec. 26, 2018
 Both Teams, Most: 15 Cal (6) vs. Washington (9), Oct. 6, 1973
 Cal (3) vs. Pacific (12), Sept. 7, 1991
 Cal (7) vs. Arizona (8), Nov. 16, 2002
 Both Teams, Fewest: 1 Many times. Last: Cal (0) vs. TCU (1), Dec. 26, 2018

Yards
 Most: 286 at Washington State, Oct. 4, 2014
 Fewest: 0 Many times. Last at Arizona, Sept. 20, 2014

Both Teams, Most: 420 Cal (286) at Washington State (134), Oct. 4, 2014

Both Teams, Fewest: 0 Cal (0) at Arizona (0), Sept. 20, 2014

Average Gain Per Return
 Highest: 53.3 vs. Louisiana Tech, Sept. 15, 2007 (160/3)
 Lowest: 0.0 at Arizona Sept. 20, 2014 (1/0)

Both Teams, Highest: 38.3 Cal (76/4) at Utah (230/4), Oct. 27, 2012

Both Teams, Lowest: 0.0 Cal (0.0/1) at Arizona (0.0/0), Sept. 20, 2014

Touchdowns
 Most: 2 at Washington State, Oct. 4, 2014

FUMBLES

Fumbles
 Most: 8 Four times. Last time vs. San Jose State, Oct. 8, 1966

Both Teams, Most: 16 Cal (3) vs. San Jose State (13), Sept. 25, 1954

Both Teams, Fewest: 0 Many times. Last: Cal at Stanford, Nov. 18, 2017

Fumbles Lost
 Most: 6 vs. Oregon State, Nov. 11, 1972

Both Teams, Most: 11 Cal (2) vs. San Jose State (9), Sept. 25, 1954

Both Teams, Fewest: 0 Many times. Last: Cal vs. TCU, Dec. 26, 2018

PENALTIES

Penalties
 Most: 21 vs. San Jose State, Sept. 7, 1996
 21 at Houston, Sept. 6, 1997
 Fewest: 0 Many times. Last vs. USC, Oct. 30, 1971

Both Teams, Most: 31 Cal (21) at Houston (10), Sept. 6, 1997

Both Teams, Fewest: 1 Cal (0) vs. Stanford (1), Nov. 22, 1958

Yards
 Most: 202 vs. San Jose State, Sept. 7, 1996
 Fewest: 0 Many times. Last vs. USC, Oct. 30, 1993
 Both Teams, Most: 307 Cal (154) vs. Arizona (153), Nov. 14, 1998
 Both Teams, Fewest: 10 Three times. Last, Cal (5) vs. Oregon State (5), Oct. 29, 1938

TURNOVERS

Turnovers
 Most: 12 vs. UCLA, Oct. 21, 1978 (10 int, 2 fum)
 Fewest: 0 Many times. Last vs. Coloiado, Nov. 24, 2018
 Both Teams, Most: 15 Cal (12-10 int, 2 fum.) vs. UCLA (3-1 int., 2 fum.) Oct. 21, 1978
 Both Teams, Fewest: 0 Many times. Last: Cal (0) vs. UCLA (0), Nov. 26, 2016

TEAM – GAME

DEFENSE

SCORING

Points Allowed
 Most: 74 vs. USC, Nov. 8, 1930*
 66 vs. Alabama, Sept. 15, 1973

Touchdowns Allowed
 Most: 9 vs. Alabama, Sept. 15, 1973
 9 at Washington State, Oct. 18, 1997
 9 at Oregon State, Nov. 17, 2012
 9 at Stanford, Nov. 23, 2013

Field Goals Allowed
 Most: 6 vs. Arizona State, Nov. 28, 2016

Two-Point Conversion Attempts Allowed
 Most: 4 Three times. Last vs. Washington, Nov. 9, 1974

Two-Point Conversions Allowed
 Most: 3 vs. Pacific, Sept. 20, 1958

Point After Touchdown Attempts Allowed
 Most: 9 vs. Alabama, Sept. 15, 1973
 9 at Washington State, Oct. 18, 1997
 9 at Stanford, Nov. 23, 2013

Points After Touchdown Allowed
 Most: 9 vs. Alabama, Sept. 15, 1973
 9 at Washington State, Oct. 18, 1997
 9 at Stanford, Nov. 23, 2013

TOTAL DEFENSE

Plays Allowed
 Fewest: 37 vs. Oregon State, Nov. 1, 1958
 Most: 110 vs. Colorado, Sept. 27, 2014

Yards Allowed
 Fewest: 13 vs. California Aggies, Sept. 30, 1933*
 40 vs. San Jose State, Oct. 5, 1968
 Most: 812 at Washington State, Oct. 4, 2014
 734 vs. USC, Nov. 8, 1930*

Average Gain Per Play Allowed
 Lowest: 0.93 vs. San Jose State, Oct. 5, 1968
 Highest: 9.8 vs. USC, Nov. 9, 2013

FIRST DOWNS

First Downs Allowed
 Fewest: 0 Four times. Last time vs. Cal Aggies, Oct. 16, 1937
 Most: 54 vs. Washington, Nov. 6, 1915*
 37 vs. Arizona State, Oct. 17, 1981

First Downs by Rushing Allowed
 Fewest: 0 vs. California Aggies, Sept. 30, 1933*
 vs. San Jose State, Oct. 5, 1968
 Most: 29 vs. Arizona State, Oct. 17, 1981

First Downs by Passing Allowed
 Fewest: 0 Many times. Last vs. Oregon State, Nov. 11, 1972
 Most: 26 at Washington State, Oct. 4, 2014

First Downs by Penalty Allowed
 Fewest: 0 Many times. Last vs. TCU, Dec. 26, 2018
 Most: 8 at Oregon State, Nov. 17, 2012

RUSHING

Rushes Allowed
 Fewest: 14 vs. Stanford, Nov. 20, 1993
 Most: 84 vs. Notre Dame, Sept. 18, 1965

Net Yards Allowed
 Fewest: -40 vs. San Jose State, Sept. 5, 1992
 Most: 611 vs. Washington, Nov. 6, 1915*
 532 vs. UCLA, Oct. 21, 1972

Average Gain Per Rush Allowed
 Lowest: -1.81 vs. Washington State, Nov. 13, 1976
 Highest: 8.8 vs. USC, Nov. 9, 2013

Touchdowns Rushing Allowed
 Most: 8 vs. Texas, Sept. 19, 1970

PASSING

Pass Attempts Allowed
 Fewest: 1 vs. Kansas, Nov. 17, 1962
 Most: 70 vs. Washington State, Oct. 4, 2014

Pass Completions Allowed
 Fewest: 0 Many times. Last vs. Washington, Nov. 7, 1964
 Most: 49 vs. Washington State, Oct. 4, 2014
Completion Percentage Allowed (min. 15 att)
 Lowest: 0.0 vs. Washington State, Oct. 9, 1937 (0-15)
 Highest: 87.2 vs. Stanford, Nov. 21, 1959 (34-39)

Yardage Allowed
 Fewest: 0 Many times. Last vs. Washington, Nov. 7, 1964
 Most: 734 vs. Washington State, Oct. 4, 2014

Touchdown Passes Allowed
 Most: 7 vs. Colorado, Sept. 27, 2014
Passes Intercepted By
 Most: 6 vs. Syracuse, Oct. 26, 1968 vs. Washington State, Nov. 16, 1974

Percentage of Passes Intercepted
 Highest: 50.0 vs. Washington State, Nov. 16, 1974 (6-12)

Interception Return Yards
 Most: 146 vs. Syracuse, Oct. 26, 1968
 Fewest: -16 vs. Oregon, Oct. 16, 1982

Interception Return Touchdowns
 Most: 2 Many times. Last vs. Colorado, Nov. 24, 2018



RECORDS (CONTINUED)

PUNTING

Punts Forced

Most: 24 vs. Washington State, Nov. 4, 1922*
 12 Four times. Last vs. Army, Sept. 29, 1973

Fewest: 0 vs. Duke, Oct. 12, 1963

Yards Allowed

Most: 782 vs. Washington State, Nov. 4, 1922*
 497 vs. Oregon State, Nov. 1, 1997

Fewest: 0 vs. Duke, Oct. 12, 1963

Average Per Punt (min. 4 punts)

Lowest: 22.0 vs. USC, Nov. 2, 1974 (88/4)
 Highest: 54.1 vs. Presbyterian, Sept. 17, 2011 (487/9)

PUNT RETURNS

Returns Allowed

Fewest: 0 Many times. Last vs. Washington State, Nov. 3, 2018

Most: 9 at Washington State, Oct. 16, 1993
 at Oregon State, Oct. 21, 1995

Yards Allowed

Fewest: -14 vs. Tennessee, Sept. 10, 1977
 Most: 185 vs. USC, Nov. 9, 2013

Average Gain Allowed Per Return (min. 2)

Lowest: -3.5 Three times. Last vs. Oregon, Nov. 1, 2008 (2-(-7))
 Highest: 61.7 vs. USC, Nov. 9, 2013

Touchdowns Allowed

Most: 3 vs. USC, Nov. 9, 2013

KICK RETURNS

Returns Allowed

Fewest: 0 Many times. Last: at USC, Nov. 10, 2018
 Most: 12 by Pacific, Sept. 7, 1991

Yards Allowed

Fewest: 0 Many times. Last vs. USC, Nov. 10, 2018
 Most: 298 at Washington State, Sept. 6, 2008

Average Gain Allowed Per Return

Lowest: 0.0 vs. Washington, Oct. 11, 2014 (2/2)
 Highest: 57.5 at Utah, Oct. 27, 2012 (230/4)

Touchdowns Allowed

Most: 2 at Utah, Oct. 27, 2012 (230/4)

OPPONENTS' FUMBLES

Fumbles

Most: 13 vs. San Jose State, Sept. 25, 1954

Fumbles Lost

Most: 9 vs. San Jose State, Sept. 25, 1954

OPPONENTS' PENALTIES

Penalties

Most: 17 at Arizona State, Nov. 6, 1993
 Fewest: 0 Many times. Last at Arizona, Oct. 18, 2008

Yards

Most: 179 vs. Missouri, Sept. 30, 1972
 Fewest: 0 Many times. Last at Arizona, Oct. 18, 2008

OPPONENTS' TURNOVERS

Turnovers

Most: 10 vs. San Jose State, Sept. 25, 1954 (9 fum, 1 int.)
 Fewest: 0 Many times. Last vs. UCLA, Oct. 13, 2018

INDIVIDUAL RECORDS

SCORING

Most Points

Career: 316 Matt Anderson, 2013-17 (136-pat, 60-fg)
 Season: 131 Duke Morrison, 1922* (18-td, 1-fg, 20-pat)
 117 Matt Anderson, 2016 (22-fg, 51-pat)
 Game: 36 Dick Dunn vs. Nevada, Nov. 18, 1922* (6-td)
 30 Jahvid Best at Minnesota, Sept. 19, 2009 (5-td)

Most Touchdowns

Career: 42 Duke Morrison, 1920-22*
 40 Russell White, 1990-92 (35-r, 4-p, 1-ret)
 Season: 18 Duke Morrison, 1922*
 17 Lindsey Chapman, 1993 (14-r, 3-p)
 Game: 6 Dick Dunn vs. Nevada, Nov. 18, 1922*
 5 Duke Morrison vs. St. Mary's, Oct. 9, 1920*
 Duke Morrison vs. Washington, Nov. 12, 1921*
 5 Jahvid Best at Minnesota, Sept. 19, 2009

KICK SCORING

Most Points

Career: 316 Matt Anderson, 2013-17 (136-pat, 60-fg)
 Season: 117 Matt Anderson, 2016 (22-fg, 51-pat)
 Game: 18 Matt Anderson vs. UCLA, Nov. 26, 2016 (3-pat, 5-fg)

Most Points After Touchdown Attempted

Career: 161 Tom Schneider, 2004-06
 Season: 57 James Langford, 2014
 57 Tom Schneider, 2004
 Game: 10 Doug Brien vs. Pacific, Sept. 7, 1991
 Mark Jensen vs. Baylor, Aug. 31, 2002

Most Points After Touchdown

Career: 158 Tom Schneider, 2004-06
 Season: 56 James Langford, 2014
 56 Tom Schneider, 2004
 Game: 10 Crip Toomey vs. St. Mary's, Oct. 9, 1920*
 Doug Brien vs. Pacific, Sept. 7, 1991
 Mark Jensen vs. Baylor, Aug. 31, 2002
 Consecutive: 72 Mark Jensen, 2000-02
 60 Tom Schneider, 2005-06

Most Points After Touchdown, No Misses

Career: 54 Tyler Fredrickson, 2000-03
 Season: 54 Tyler Fredrickson, 2003
 Game: 10 Doug Brien vs. Pacific, Sept. 7, 1991
 Mark Jensen vs. Baylor, Aug. 31, 2002

Most Field Goals Attempted

Career: 81 Jim Breech, 1974-77
 Season: 30 Tyler Fredrickson, 2003
 Game: 6 Many times. Last by Tyler Fredrickson at UCLA, Oct. 18, 2003 (ot)

Most Field Goals

Career: 60 Matt Anderson, 2013-17
 Season: 22 Randy Pratt, 1983
 22 Matt Anderson, 2016
 Game: 5 Mark Jensen vs. Air Force, Sept. 21, 2002
 5 Matt Anderson vs. UCLA, Nov. 26, 2016

Longest Field Goal

55 Robbie Keen vs. Washington, Nov. 12, 1988
 Tom Schneider vs. Stanford, Dec. 2, 2006

Most Consecutive Field Goals

Career: 17 Matt Anderson, 2015-16
 Season: 12 Matt Anderson, 2015

TOTAL OFFENSE

Most Plays

Career: 1739 Jared Goff, 2013-15
 Season: 653 Davis Webb, 2016
 Game: 71 Jared Goff vs. Northwestern, Aug. 31, 2013

Most Yards

Career: 8236 Troy Taylor (8126-p, 110-r), 1986-89
 Season: 4775 Jared Goff (4719-p, (56-r), 2015)
 Game: 573 Jared Goff vs. Arizona State, Nov. 28, 2015

Most Touchdowns Responsible For

Career: 96 Jared Goff, 2013-15
 Season: 43 Jared Goff, 2015
 43 Davis Webb, 2016
 Game: 8 Pat Barnes vs. Arizona, Nov. 2, 1996 (4ot)
 7 Jared Goff vs Colorado, Sept. 27, 2014

RUSHING

Most Rushes

Career: 715 Paul Jones, 1975-79
 Season: 305 Justin Forsett, 2007
 Game: 46 Paul Jones vs. Washington State, Nov. 11, 1978

Most Net Yards

Career: 3367 Russell White, 1990-92
 Season: 2018 J.J. Arrington, 2004
 Game: 311 Jahvid Best, vs. Washington, Dec. 6, 2008
 Half: 268 Jerry Drew vs. Oregon State, Nov. 13, 1954 (2nd)

Longest Rush

98t Bill Powell vs. Oregon State, Oct. 27, 1951

Highest Average Gain Per Rush

Career: 7.3 Jahvid Best, 2007-09 (364-2668)
 Season: 9.9 Charlie Sarver, 1949 (32-317)
 Game: 25.7 Jerry Drew vs. Oregon State, Nov. 13, 1954 (11-283)

Most Games, 100 Yards Rushing

Career: 17 Marshawn Lynch, 2004-06
 Season: 12 J.J. Arrington, 2004
 Consecutive: 12 J.J. Arrington, 2004

Most Touchdowns Rushing

Career: 35 Russell White, 1990-92
 Season: 15 J.J. Arrington, 2004
 Justin Forsett, 2007
 Jahvid Best, 2008
 Game: 5 Duke Morrison vs. Washington, Nov. 12, 1921*
 5 Jahvid Best at Minnesota, Sept. 19, 2009



RECORDS (CONTINUED)

PASSING

Most Pass Attempts

Career: 1568 Jared Goff, 2013-15
 Season: 620 Davis Webb, 2016
 Game: 72 Davis Webb at San Diego State,
 Sept. 10, 2016

Most Pass Completions

Career: 977 Jared Goff, 2013-15
 Season: 382 Davis Webb, 2016
 Game: 43 Rich Campbell vs. Florida,
 Sept. 13, 1980 (53 att)
 Consecutive: 26 Aaron Rodgers at Oregon State,
 USC, Oct. 2-9, 2004
 Consecutive, One Game: 23 Aaron Rodgers, at USC,
 Oct. 9, 2004 (tied then NCAA record)

Highest Passing Completion Percentage

Career: 64.5 Rich Campbell, 1977-80
 (599-929)
 Season: 70.7 Rich Campbell, 1980 (193-273)
 Game: 85.3 Aaron Rodgers at USC,
 Oct. 9, 2004 (29-34)

Most Yardage Gained

Career: 12195 Jared Goff, 2013-15
 Season: 4714 Jared Goff, 2015
 Game: 542 Jared Goff vs. Arizona State,
 Nov. 28, 2015

Most Games, 300 Yards Passing

Career: 22 Jared Goff, 2013-2015
 Season: 10 Jared Goff, 2015
 Consecutive: 6 Jared Goff
 Sept. 20 - Oct. 24, 2014

Longest Pass Completion

92 Jared Goff (to Daniel Lasco)
 vs Colorado, Sept. 27, 2014

Most Touchdown Passes

Career: 96 Jared Goff, 2013-15
 Season: 43 Jared Goff, 2015
 Game: 8 Pat Barnes vs. Arizona,
 Nov. 2, 1996 (4ot)
 7 Jared Goff vs. Colorado,
 Sept. 27, 2014 (2ot)
 6 Jared Goff vs. Air Force,
 Dec. 29, 2015 (Armed Forces
 Bowl)
 6 Mike Pawlawski vs. Pacific,
 Sept. 7, 1991

Most Passes Had Intercepted

Career: 48 Gale Gilbert, 1980-84
 Kyle Boller, 1999-2002
 Season: 19 Rich Campbell, 1978
 Game: 6 Gale Gilbert vs. USC,
 Nov. 6, 1982

Fewest Passes Had Intercepted

Career (200 att): 10 Randy Gold, 1960-62 (220 att)
 10 Chase Garbers, 2018 - Present
 (260 att)
 Season (100 att): 2 Gary Graumann, 1977 (118 att)

Lowest Percentage of Passes Had Intercepted

Career (200 att): 1.91% Jared Goff, 2013-15
 (30/1568)
 Season (100 att): 1.37% Jared Goff, 2014 (7/509)

Consecutive Passes Without An Interception

Most: 185 Jared Goff, 2014

RECEIVING

Most Receptions

Career: 205 Keenan Allen, 2010-12
 Season: 100 Dameane Douglas, 1998
 Game: 16 Geoff McArthur at Stanford,
 Nov. 22, 2003

Consecutive Games With A Reception

42 Robert Jordan (Oct. 23, 2004 -
 Dec. 28, 2007)

Most Yards

Career: 3188 Geoff McArthur, 2000-04
 Season: 1504 Geoff McArthur, 2003
 Game: 289 Wesley Walker vs. San Jose
 State, Oct. 2, 1976

Longest Reception

92 Daniel Lasco (from Jared Goff) vs
 Colorado, Sept. 27, 2014

Highest Average Gain Per Reception

Career: 25.7 Wesley Walker, 1973-76
 (NCAA Record-75-104 rec)
 Season: 29.8 Greg Woodard, 1979 (12-358)
 Game: 45.3 Wesley Walker at Georgia,
 Sept. 11, 1976 (4-181)

Most Touchdowns

Career: 31 Sean Dawkins, 1990-92
 Season: 14 Sean Dawkins, 1992
 Game: 3 15 times. Last by Kenny Lawler vs.
 Grambling State, Sept. 5, 2015

PUNTING

Most Punts

Career: 322 Nick Harris, 1997-2000
 Season: 87 Nick Harris, 1998
 Game: 12 Gary Fowler vs. Indiana,
 Sept. 27, 1969
 12 Nick Harris at Illinois,
 Sept. 16, 2000

Most Yards

Career: 13,621 Nick Harris, 1997-2000
 Season: 3795 Nick Harris, 1999
 Game: 535 Gary Fowler vs. Indiana,
 Sept. 27, 1969

Highest Average Per Punt

Career (75 punts): 44.0 Scott Tabor, 1986-87
 (118-5187)
 Season (30 punts): 45.6 Bryan Anger, 2010 (62-2825)
 Game (min. 4): 60.2 Bryan Anger vs. Stanford,
 Nov. 22, 2008 (4-241)

PUNT RETURNS

Most Returns

Career: 110 Deltha O'Neal 1996-99
 Season: 42 Deltha O'Neal, 1999
 Game: 7 Scott Stringer vs. Stanford,
 Nov. 18, 1972

Most Yards

Career: 1169 Deltha O'Neal, 1996-99
 Season: 455 DeSean Jackson, 2006
 Game: 138 Jemeel Powell at USC,
 Oct. 28, 2000

Longest Punt Return

108 Don Guest vs. Washington State,
 Sept. 17, 1966 (missed FG att.)
 105 Bobby Sherman vs. Stanford,
 Nov. 8, 1902*

Highest Average Gain Per Return

Career: 16.7 DeSean Jackson, 2005-07 (38-633)
 Season: 18.2 DeSean Jackson, 2006 (25-455)
 Game: 100.0 Don Guest vs. Washington
 State, Sept. 17, 1966 (1-100)

Most Touchdowns

Career: 6 DeSean Jackson, 2005-07
 Season: 4 DeSean Jackson, 2006
 Game: 1 Many times. Last by Keenan
 Allen vs. Southern Utah,
 Sept. 8, 2012

KICK RETURNS

Most Returns

Career: 99 Deltha O'Neal, 1996-99
 Season: 46 Khalfani Muhammad, 2013
 Game: 10 Wesley Walker vs. Alabama,
 Sept. 15, 1973

Most Yards

Career: 2472 Deltha O'Neal, 1996-99
 Season: 1006 Khalfani Muhammad, 2013
 Game: 198 Trevor Davis at Washington,
 State, Oct. 4, 2014

Longest Kickoff Return

102TD Ed Solinsky vs. California
 Aggies, Oct. 16, 1937
 102TD Frank Brunk vs. USC,
 Oct. 15, 1949

Highest Average Gain Per Return

Career: 26.3 Jahvid Best, 2007-09 (32-844)

Season: 32.6 Trevor Davis, 2014 (13-424)
 Game: 99.0 Trevor Davis at Washington
 State, Oct. 4, 2014 (2-198)

Most Touchdowns

Career: 2 Deltha O'Neal, 1996-99
 2 Trevor Davis, 2014-15
 Season: 2 Trevor Davis, 2014
 Game: 2 Trevor Davis at Washington
 State, Oct. 4, 2014

ALL RETURNS

Most Kickoff and Punt Returns

Career: 209 Deltha O'Neal, 1996-99
 Season: 61 Deltha O'Neal, 1999

INTERCEPTIONS BY

Most Interceptions By

Career: 16 Ken Wiedemann, 1967-69
 Season: 9 Deltha O'Neal, 1999
 Game: 4 Herman Edwards vs.
 Washington State, Nov. 16, 1974

Most Yards

Career: 356 Deltha O'Neal, 1996-99
 Season: 280 Anthony Washington, 1978
 Game: 108 Syd'Quan Thompson at
 Washington State, Sept. 6, 2008

Longest Interception Return

100 Jim Jurkovich vs. USC,
 Nov. 9, 1940
 100 John Hardy at Wisconsin,
 Sept. 8, 1990
 100 Deltha O'Neal vs. Oregon,
 Nov. 13, 2000
 100 Matt Nixon vs. Baylor,
 Aug. 31, 2002

Most Touchdowns

Career: 5 Deltha O'Neal, 1996-99
 Season: 4 Deltha O'Neal, 1999
 Game: 1 Many times. Last by
 Ashtyn Davis vs. Colorado,
 Nov. 24, 2018

All-Purpose

Most Yards

Career: 4943 Russell White, 1990-92
 (rush-3367, rec-364, ret-1212)
 Season: 2247 Jahvid Best, 2008
 (rush-1580, rec-246, ret-421)

FUMBLES

Most Fumbles Recovered

Game: 4 Anthony Green vs. UCLA,
 Oct. 13, 1976



TOP 5 SINGLE-GAME RECORDS (1937 - PRESENT)

POINTS

MOST POINTS IN A GAME - CAL

86 vs. Pacific, Sept. 7, 1991
73 vs. Grambling State, Sept. 5, 2015
70 vs. Baylor, Aug. 31, 2002
66 at Washington State, Sept. 6, 2008
63 vs. Presbyterian, Sept. 17, 2011

MOST POINTS IN A GAME - BOTH TEAMS

119 Cal (60) at Washington State (59), Oct. 4, 2014
115 Cal (59) vs. Colorado (56), Sept. 27, 2014 (2ot)
111 Cal (56) vs. Arizona (55), Nov. 2, 1996 (4ot)
110 Cal (86) vs. Pacific (24), Sept. 7, 1991
103 Cal (54) vs. Washington (49), Oct. 6, 1973

MOST POINTS IN A HALF - CAL

52 vs. Grambling State (1st), Sept. 5, 2015
51 vs. Pacific (1st), Sept. 7, 1991
45 vs. Temple (1st), Sept. 18, 1993
45 vs. Baylor (1st), Aug. 31, 2002
45 vs. Sacramento State (1st), Sept. 6, 2014
42 vs. San Jose State (1st), Oct. 1, 1977
42 vs. Portland State (1st), Sept. 16, 2006
42 vs. Arizona State (1st), Sept. 23, 2006
42 at Washington State (1st), Sept. 6, 2008
42 vs. Presbyterian (1st), Sept. 17, 2011

MOST POINTS IN A HALF - BOTH TEAMS

82 Cal (47) at Washington State (35) (2nd), Oct. 4, 2014
68 Cal (51) vs. Pacific (17) (1st), Sept. 7, 1991
66 Cal (28) vs. Oregon (38) (1st), Oct. 28, 2014
63 Cal (35) vs. Navy (28) (1st), Dec. 25, 1996 (Aloha Bowl)
60 Cal (17) at Arizona (43) (2nd), Sept. 20, 2014

MOST PTS IN A QUARTER - CAL

35 vs. Grambling State (1st), Sept. 5, 2015
35 vs. Baylor (1st), Aug. 31, 2002
30 vs. Southern Utah (4th), Sept. 8, 2012
29 vs. Pacific (2nd), Sept. 7, 1991
28 vs. Sacramento State (1st), Sept. 6, 2014
28 at Washington State (3rd), Oct. 4, 2014
28 vs. California Aggies (4th), Oct. 8, 1938
28 vs. Pacific (3rd), Sept. 7, 1991
28 vs. Temple (1st), Sept. 18, 1993
28 vs. Arizona State (2nd), Sept. 23, 2006
28 vs. Arizona (1st), Sept. 22, 2007
28 vs. UC Davis (1st), Sept. 4, 2010
28 vs. Presbyterian (2nd), Sept. 17, 2011

MOST POINTS IN A QUARTER - BOTH TEAMS

56 Cal (28) at Washington State (28) (3rd), Oct. 4, 2014
50 Cal (14) at Arizona (36) (4th), Oct. 20, 2014
44 Cal (30) vs. Southern Utah (14) (4th), Sept. 8, 2012
43 Cal (22) vs. Navy (21) (2nd), Dec. 25, 1996 (Aloha Bowl)
42 Cal (35) vs. Baylor (7) (1st), Aug. 31, 2002
42 Cal (21) vs. Oregon (21) (4th), Oct. 14, 1995

FIRST DOWNS

MOST TOTAL FIRST DOWNS - CAL

40 vs. Oregon, Oct. 21, 2016 (2ot)
36 vs. Oregon State, Nov. 14, 2015
35 vs. Pacific, Sept. 7, 1991
35 vs. Oregon State, Oct. 31, 1981
34 at Oregon State, Nov. 1, 2014
34 vs. BYU, Nov. 29, 2014
34 vs. Oregon State, Nov. 4, 2017

FEWEST TOTAL FIRST DOWNS - CAL

3 vs. USC, Nov. 4, 1967
3 vs. Washington, Oct. 26, 1946
3 vs. USC, Nov. 9, 1946
4 vs. Iowa, Sept. 30, 1961
4 vs. Pittsburgh, Sept. 17, 1955

MOST TOTAL FIRST DOWNS - BOTH TEAMS

67 Cal (40) vs. Oregon (27), Oct. 21, 2016 (2ot)
64 Cal (30) at Washington State (34), Nov. 12, 2016,
64 Cal (25) vs. Colorado (39), Sept. 27, 2014 (2ot)
60 Cal (27) at USC (33), Oct. 27, 2016
60 Cal (34) vs. BYU (26), Nov. 29, 2014
60 Cal (27) vs. Washington State (33), Oct. 4, 2014
60 Cal (24) at Arizona (36), Sept. 20, 2014

FEWEST TOTAL FIRST DOWNS - BOTH TEAMS

9 Cal (4) vs. Pacific (5), Oct. 14, 1944
9 Cal (2) vs. UCLA (7), Nov. 11, 1944
16 Cal (12) vs. USF (4), Nov. 18, 1950
16 Cal (10) vs. Oregon (6), Oct. 5, 1946
18 Cal (16) vs. Washington (2), Oct. 23, 1948
18 Cal (12) vs. Northwestern (6), Jan. 1, 1949
18 Cal (3) vs. USC (15), Nov. 9, 1946

MOST FIRST DOWNS RUSHING - CAL

24 vs. Pacific, Sept. 7, 1991
24 vs. Oregon State, Oct. 24, 1959
22 vs. San Jose State, Oct. 6, 1990
20 vs. Oregon, Nov. 7, 1959
20 vs. Washington State, Nov. 17, 1956

FEWEST FIRST DOWNS RUSHING - CAL

0 vs. USC, Nov. 4, 1964
0 vs. Illinois, Sept. 24, 1955
1 Many times. Last at USC, Nov. 8, 2008

MOST FIRST DOWNS RUSHING - BOTH TEAMS

37 Cal (8) vs. Arizona State (29), Oct. 17, 1981
36 Cal (17) at Oregon State (19), Oct. 8, 2016
35 Cal (24) vs. Pacific (11), Sept. 7, 1991
35 Cal (12) vs. Missouri (23), Oct. 5, 1985
34 Cal (10) vs. Washington State (24), Nov. 16, 1974

FEWEST FIRST DOWNS RUSHING - BOTH TEAMS

2 Cal (1) vs. San Diego State (1), Sept. 18, 1982
3 Cal (2) vs. San Jose State (1), Sept. 26, 1981
6 Cal (5) vs. Oregon (1), Sept. 16, 1967
6 Cal (3) vs. Stanford (3), Nov. 21, 1998
6 Cal (2) at Arizona State (4), Oct. 31, 2009

MOST FIRST DOWNS PASSING - CAL

23 at San Diego State, Sept. 10, 2016
22 vs. Grambling State, Sept. 5, 2015
22 vs. Northwestern, Aug. 31, 2013
22 vs. Washington State, Oct. 5, 2013
22 at Washington State, Oct. 19, 1996

FEWEST FIRST DOWNS PASSING - CAL

0 vs. USC, Nov. 9, 1946
0 vs. Stanford, Nov. 19, 1949
0 vs. Oregon State, Oct. 24, 1959
0 vs. Stanford, Nov. 19, 1960
0 vs. Iowa, Sept. 30, 1961
0 vs. Washington State, Sept. 17, 1966

MOST FIRST DOWNS PASSING - BOTH TEAMS

45 Cal (19) at Washington State (26), Oct. 4, 2014
42 Cal (16) vs. Colorado (26), Sept. 27, 2014 (2ot)
40 Cal (22) vs. Washington State (18), Oct. 5, 2013
38 Cal (22) vs. BYU (16), Nov. 29, 2014
37 Cal (19) at Washington State (18), Nov. 12, 2016
37 Cal (13) at Arizona (24), Sept. 20, 2014

FEWEST FIRST DOWNS PASSING - BOTH TEAMS

1 Cal (1) vs. Washington (0), No. 14, 1959
2 Cal (0) vs. Iowa (2), Sept. 30, 1961
2 Cal (1) vs. USF (1), Nov. 18, 1950
3 Many times. Last: Cal (2) vs. UCLA (1), Oct. 17, 1959

PLAYS

MOST PLAYS - CAL

118 vs. Oregon, Oct. 21, 2016 (2ot)
102 vs. UCLA, Nov. 26, 2016
102 vs. San Jose State, Oct. 5, 1968
101 vs. BYU, Nov. 29, 2014
101 vs. San Jose State, Oct. 6, 1990

FEWEST PLAYS - CAL

36 vs. Washington, Oct. 26, 1946
39 vs. Pittsburgh, Sept. 17, 1955
44 vs. San Jose State, Oct. 11, 1963
44 vs. Washington, Nov. 8, 1952
44 vs. USC, Nov. 9, 1946

MOST PLAYS - BOTH TEAMS

203 Cal (118) vs. Oregon (85), Oct. 21, 2016 (2ot)
182 Cal (72) vs. Colorado (110), Sept. 24, 2014 (2ot)
180 Cal (89) at Oregon State (91), Oct. 31, 1998
179 Cal (91) vs. Washington State (88), Oct. 5, 2013
178 Cal (88) at UCLA (90), Oct. 22, 2015
178 Cal (72) at Arizona (106), Sept. 20, 2014
178 Cal (101) vs. BYU (77), Nov. 29, 2014

FEWEST PLAYS - BOTH TEAMS

99 Cal (58) vs. Miami (41), Oct. 9, 1964
100 Cal (62) vs. USF (38), Nov. 18, 1950
104 Cal (61) vs. UCLA (43), Nov. 11, 1950
107 Cal (51) vs. Ohio State (56), Oct. 2, 1954
111 Cal (39) vs. Pittsburgh (72), Sept. 17, 1955
111 Cal (62) vs. Pennsylvania (49), Oct. 1, 1955

TOTAL YARDS

MOST TOTAL YARDS - CAL

760 vs. Oregon State, Nov. 14, 2015
729 vs. Washington, Nov. 15, 2003
680 vs. Arizona State, Nov. 28, 2015
670 vs. Utah, Oct. 11, 1958
661 vs. New Mexico State, Sept. 11, 2004

FEWEST TOTAL YARDS - CAL

4 vs. USC, Nov. 9, 1946
8 vs. Fleet City, Oct. 21, 1944
33 vs. St. Mary's Pre-Flight., Nov. 25, 1944
45 vs. USC, Sept. 29, 1945
60 vs. UCLA, Oct. 13, 1945

TOP 5 SINGLE-GAME RECORDS (1937 – PRESENT)

MOST TOTAL YARDS – BOTH TEAMS

1401 Cal (589) at Washington State (812), Oct. 4, 2014
 1266 Cal (680) vs Arizona State (586), Nov. 28, 2015
 1254 Cal (659) vs. Arizona (595), Nov. 2, 1996 (4ot)
 1215 Cal (585) vs. Colorado (630), Sept. 27, 2014 (2ot)
 1209 Cal (432) at Oregon (777), Nov. 7, 2015

FEWEST TOTAL YARDS – BOTH TEAMS

162 Cal (8) vs. Fleet City (154), Oct. 21, 1944
 210 Cal (45) vs. USC (165), Sept. 29, 1945
 222 Cal (108) vs. Washington (114), Nov. 6, 1937
 241 Cal (135) vs. Nevada (106), Oct. 27, 1945
 243 Cal (81) vs. UCLA (162), Nov. 11, 1944

RUSHING

MOST RUSHING ATTEMPTS – CAL

84 vs. San Jose State, Oct. 5, 1968
 79 vs. Oregon State, Oct. 24, 1959
 78 vs. Oregon State, Nov. 1, 1958
 75 vs. UCLA, Nov. 2, 1957
 74 vs. Oregon, Nov. 7, 1959

FEWEST RUSHING ATTEMPTS – CAL

14 vs. Utah, Oct. 1, 2016
 18 at Washington State, Oct. 4, 2014
 19 vs. Georgia, Sept. 11, 1976
 19 vs. San Diego State, Sept. 10, 1983
 20 vs. Penn State, Oct. 27, 1962
 20 vs. Oregon, Oct. 13, 2001
 20 at USC, Oct. 16, 2010

MOST RUSHING ATTEMPTS – BOTH TEAMS

142 Cal (75) vs. UCLA (67), Nov. 2, 1957
 125 Cal (69) vs. SMU (56), Sept. 21, 1957
 121 Cal (54) vs. Oregon State (67), Oct. 18, 1975
 121 Cal (62) vs. Pacific (59), Sept. 20, 1958
 120 Cal (60) vs. UCLA (60), Oct. 17, 1959

FEWEST RUSHING ATTEMPTS – BOTH TEAMS

43 Cal (18) at Washington State (25), Oct. 4, 2014
 49 Cal (28) vs. Washington State (21), Oct. 5, 2013
 51 Cal (36) at Washington State (15), Nov. 3, 2018
 54 Cal (27) vs. Washington State (27), Sept. 28, 2002
 55 Cal (30) vs. Washington State (25), Oct. 3, 2015

MOST RUSHING YARDS – CAL

490 vs. Minnesota, Oct. 6, 1951
 442 vs. Montana, Nov. 15, 1947
 435 vs. Pacific, Oct. 8, 1938
 432 vs. St. Mary's, Oct. 4, 1947
 431 vs. Washington, Dec. 6, 2008

FEWEST RUSHING YARDS – CAL

-77 vs. Missouri, Sept. 30, 1972
 -40 at Washington, Oct. 7, 2017
 -38 vs. Fleet City, Oct. 21, 1944
 -36 vs. Stanford, Nov. 21, 1998
 -28 vs. USC, Nov. 1, 1980

MOST RUSHING YARDS – BOTH TEAMS

791 Cal (317) at Oregon State (474), Oct. 8, 2016
 758 Cal (350) vs. Pacific (408), Sept. 20, 1958
 663 Cal (226) vs. Colorado (437), Sept. 13, 1975
 658 Cal (162) vs. Arizona State (496), Oct. 17, 1981
 643 Cal (214) vs. Iowa (429), Jan. 1, 1959 (Rose Bowl)

FEWEST RUSHING YARDS – BOTH TEAMS

-26 Cal (-36) vs. Stanford (10), Nov. 21, 1998
 41 Cal (2) vs. San Diego State (39), Sept. 18, 1982
 47 Cal (-38) vs. Fleet City (85), Oct. 21, 1944
 53 Cal (58) vs. Arizona (-5), Nov. 16, 2002
 69 Cal (40) vs. UCLA (29), Oct. 19, 2002

MOST RUSHING TOUCHDOWNS – CAL

8 vs. Montana, Nov. 15, 1947
 7 vs. Eastern Washington, Sept. 12, 2009
 7 at Washington State, Sept. 6, 2008
 7 at Air Force, Sept. 4, 2004
 7 vs. San Jose State, Aug. 31, 1985

MOST RUSHING TOUCHDOWNS – BOTH TEAMS

10 Cal (4) at Oregon State (6), Oct. 8, 2016
 10 Cal (7) vs. San Jose State (3), Aug. 31, 1985
 9 Cal (3) at Texas (6), Sept. 19, 2015
 9 Cal (3) vs. UCLA (6), Oct. 27, 1973
 9 Cal (1) vs. Texas (8), Sept. 19, 1970

PASSING

MOST PASS ATTEMPTS – CAL

72 at San Diego State, Sept. 10, 2016
 65 vs. Northwestern, Aug. 31, 2013
 63 vs. Washington State, Oct. 5, 2013
 61 vs. Oregon, Oct. 21, 2016 (2ot)
 60 at Maryland, Sept. 13, 2008
 60 at Oregon, Oct. 6, 2011
 60 vs. BYU, Nov. 29, 2014

FEWEST PASS ATTEMPTS – CAL

0 vs. California Aggies, Oct. 8, 1938
 0 vs. Pacific, Oct. 8, 1938
 1 vs. Stanford, Nov. 19, 1960
 1 vs. USF, Nov. 18, 1950
 2 vs. Washington, Oct. 16, 1965

MOST PASS ATTEMPTS – BOTH TEAMS

130 Cal (63) vs. Washington State (67), Oct. 5, 2013
 123 Cal (53) at Washington State (70), Oct. 4, 2014
 109 Cal (42) vs. Colorado (67), Sept. 27, 2014 (2ot)
 108 Cal (53) at Washington State (55), Nov. 12, 2016
 105 Cal (47) at Oregon State (58), Oct. 31, 1998

FEWEST PASS ATTEMPTS – BOTH TEAMS

0 Cal (0) vs. California Aggies (0), Oct. 8, 1938
 0 Cal (0) vs. Pacific (0), Oct. 8, 1938
 5 Cal (1) vs. USF (4), Nov. 18, 1950
 7 Cal (7) vs. St. Mary's (0), Sept. 24, 1949
 10 Cal (4) vs. St. Mary's (6), Sept. 24, 1938

MOST PASS COMPLETIONS – CAL

43 vs. Florida, Sept. 13, 1980
 42 vs. Oregon, Oct. 21, 2016 (2ot)
 41 at San Diego State, Sept. 10, 2016
 40 vs. Northwestern, Aug. 31, 2013
 38 vs. Stanford, Nov. 21, 2015
 38 vs. BYU, Nov. 29, 2014
 38 vs. Hawai'i, Aug. 26, 2016

FEWEST PASS COMPLETIONS – CAL

0 Many times. Last vs. Washington State, Sept. 17, 1966

MOST PASS COMPLETIONS – BOTH TEAMS

86 Cal (37) at Washington State (49), Oct. 4, 2014
 76 Cal (35) vs. Washington State (41), Oct. 5, 2013
 73 Cal (34) at Washington State (39), Nov. 12, 2016
 70 Cal (24) vs. Colorado (46), Sept. 27, 2014 (2ot)
 68 Cal (32) vs. Oregon State (36), Oct. 19, 2013
 68 Cal (33) vs. Washington State (35), Oct. 3, 2015

FEWEST PASS COMPLETIONS – BOTH TEAMS

0 Cal (0) vs. California Aggies (0), Oct. 8, 1938
 0 Cal (0) vs. Pacific (0), Oct. 8, 1938
 1 Cal (0) vs. Washington (1), Nov. 6, 1937
 1 Cal (0) vs. USF (1), Nov. 6, 1943
 1 Cal (1) vs. Nevada (0), Oct. 27, 1945

MOST INTERCEPTIONS THROWN – CAL

10 vs. UCLA, Oct. 21, 1978
 8 vs. USC, Nov. 6, 1982
 7 vs. Arizona State, Nov. 2, 1985
 6 vs. Washington, Oct. 28, 1972
 6 vs. Washington, Nov. 10, 1962

MOST INTERCEPTIONS THROWN – BOTH TEAMS

11 Cal (10) vs. UCLA (1), Oct. 21, 1978
 9 Cal (6) vs. Washington (3), Nov. 10, 1962
 9 Cal (5) vs. TCJ (4), Dec. 26, 2018 (Cheez-It Bowl)
 8 Many times. Last: Cal (7) vs. Arizona State (1), Nov. 2, 1985

HIGHEST COMPLETION PERCENTAGE (20+ ATTEMPTS) – CAL

85.3 at USC (29-34), Oct. 9, 2004
 84.0 vs. Hawaii (21-25), Nov. 27, 1993
 83.9 vs. Arizona (26-31), Sept. 15, 1979
 83.3 at San Jose State (20-24), Sept. 7, 1996
 83.3 vs. UCLA (20-24), Nov. 4, 2006
 83.3 vs. UCLA (25-30), Oct. 6, 2012

LOWEST COMPLETION PERCENTAGE (20+ ATTEMPTS) – CAL

17.9 vs. Notre Dame (5-28), Sept. 23, 1967
 20.0 vs. USC (4-20), Oct. 28, 1939
 23.8 vs. Washington (10-42), Oct. 10, 1981
 23.8 vs. Coast Guard (5-21), Nov. 4, 1944
 24.0 vs. USC (6-25), Sept. 29, 1945

HIGHEST COMPLETION PCT. (20+ ATTEMPTS) – BOTH TEAMS

78.5 Cal (23-31) vs USC (19-23), Oct. 27, 2015
 74.5 Cal (29-34) at USC (15-35), Oct. 9, 2004
 74.1 Cal (35-46) vs. Arizona (25-35), Nov. 2, 1996 (4ot)
 73.1 Cal (32-47) vs. Oregon State (36-46), Oct. 19, 2013
 72.7 Cal (25-30) vs. UCLA (31-47), Oct. 6, 2012

LOWEST COMPLETION PCT. (20 ATTEMPTS) – BOTH TEAMS

27.4 (20-73), Cal (12-40) vs. Oregon State (8-33), Nov. 9, 1999
 31.1 (19-61), Cal (5-21) vs. Coast Guard (14-40), Nov. 4, 1944
 32.8 (20-61), Cal (10-34) vs. San Jose State (10-27), Sept. 23, 1972
 33.3 (14-42), Cal (8-15) vs. Temple (6-27), Sept. 18, 1993
 34.8 (16-46) Cal (8-20) vs. Oregon State (8-26), Nov. 13, 1954



TOP 5 SINGLE-GAME RECORDS (continued)

MOST PASSING YARDS – CAL

542 vs Arizona State, Nov. 28, 2015
527 at Washington State, Oct. 4, 2014
522 at San Diego State, Sept. 10, 2016
521 vs. Washington State, Oct. 5, 2013
503 vs. Arizona, Nov. 2, 1996 (4ot)

FEWEST PASSING YARDS – CAL

-4 vs. USC, Nov. 9, 1946
0 Many times. Last vs. Washington State, Sept. 17, 1966

MOST PASSING YARDS – BOTH TEAMS

1261 Cal (527) at Washington State (734), Oct. 4, 2014
1042 Cal (521) vs. Washington State (521), Oct. 5, 2013
937 Cal (542) vs Arizona State (395), Nov. 28, 2015
921 Cal (503) vs. Arizona (418), Nov. 2, 1996 (4ot)
913 Cal (458) vs. Colorado (455), Sept. 27, 2014 (2ot)

FEWEST PASSING YARDS – BOTH TEAMS

6 Cal (0) vs. Washington (6), Nov. 6, 1937
7 Cal (7) vs. Nevada (0), Oct. 27, 1945
13 Cal (0) vs. St. Mary's Pre-Flight (13), Nov. 25, 1944
34 Cal (0) vs. Stanford (34), Nov. 23, 1940
35 Cal (12) vs. USF (23), Nov. 18, 1950

MOST PASSING TOUCHDOWNS – CAL

8 vs. Arizona, Nov. 2, 1996 (4ot)
7 vs. Colorado, Sept. 27, 2014 (2ot)
6 vs. Pacific, Sept. 7, 1991
6 vs. Air Force, Dec. 29, 2015 (Armed Forces Bowl)
6 vs. Oregon State, Nov. 14, 2015

MOST PASSING TOUCHDOWNS – BOTH TEAMS

14 Cal (7) vs. Colorado (7), Sept. 27, 2014 (2ot)
13 Cal (8) vs. Arizona (5), Nov. 2, 1996 (4ot)
11 Cal (5) vs. Oregon (6), Oct. 21, 2016 (2ot)
11 Cal (5) at Washington State (6), Oct. 4, 2014
9 Cal (6) vs. Pacific (3), Sept. 7, 1991
9 Cal (5) at Arizona State (4), Nov. 9, 2002
9 Cal (4) vs. Washington State (5), Oct. 22, 2005
9 Cal (4) vs. BYU (5), Nov. 29, 2014
9 Cal (5) vs. Arizona State (4), Nov. 28, 2015

PENALTIES

MOST PENALTIES – CAL

21 at Houston, Sept. 6, 1997
21 at San Jose State, Sept. 7, 1996
19 vs. Oregon State, Oct. 27, 1951
18 vs. Washington, Oct. 6, 1973
17 vs. Washington, Oct. 9, 1993
17 vs. Santa Clara, Sept. 20, 1947

MOST PENALTIES – BOTH TEAMS

31 Cal (21) at Houston (10), Sept., 6, 1997
29 Cal (15) vs. Arizona (14), Nov. 14, 1998
29 Cal (13) vs. Washington State (16), Oct. 8, 1955
28 Cal (17) vs. Santa Clara (11), Sept. 20, 1947
28 Cal (21) at San Jose State (7), Sept. 7, 1996
28 Cal (13) vs. Oklahoma (15), Sept. 20, 1997
28 Cal (14) vs. Oregon (14), Oct. 21, 2016

MOST YARDS PENALIZED – CAL

202 at San Jose State, Sept. 7, 1996
194 vs. Washington, Oct. 6, 1973
189 at Houston, Sept. 6, 1997
178 vs. San Jose State, Oct. 1, 1994
172 vs. USC, Oct. 19, 1957
172 vs. Oregon State, Oct. 16, 1976
172 at Oregon State, Nov. 17, 2012

MOST YARDS PENALIZED – BOTH TEAMS

307 Cal (154) vs. Arizona (153), Nov. 14, 1998
283 Cal (189) at Houston (94), Sept. 6, 1997
279 Cal (145) vs. Oregon (134), Oct. 21, 2016 (2ot)
279 Cal (130) vs. Oklahoma (149), Sept. 20, 1997
276 Cal (117) at USC (159), Nov. 13, 2014

POINTS ALLOWED

MOST POINTS ALLOWED

66 vs. Washington, Nov. 5, 2016
66 vs. Alabama, Sept. 15, 1973
63 vs. Stanford, Nov. 23, 2013
63 at Washington State, Oct. 18, 1997
62 at Oregon State, Nov. 17, 2012
62 vs. USC, Nov. 9, 2013

MOST POINTS ALLOWED IN A HALF

45 vs. Alabama (2nd), Sept. 15, 1973
42 vs. Stanford (1st), Nov. 23, 2013
42 at USC (1st), Oct. 16, 2010
42 at Washington State (1st), Oct. 18, 1997
41 vs. Oregon (1st), Sept. 28, 2013
41 vs. USC (1st), Nov. 9, 2013
41 at Arizona State (2nd), Sept. 24, 2016

MOST POINTS ALLOWED IN A QUARTER

36 at Arizona (4th), Sept. 20, 2014
31 at Arizona State (4th), Sept. 24, 2016
31 at Arizona State (2nd), Nov. 7, 1998
29 vs. Washington State (3rd), Sept. 28, 2002
29 vs. USC (4th), Nov. 3, 1973

FIRST DOWNS ALLOWED

FEWEST TOTAL FIRST DOWNS ALLOWED

1 vs. San Jose State, Oct. 5, 1968
2 vs. Washington, Oct. 23, 1948
3 vs. Presbyterian, Sept. 17, 2011
4 vs. USF, Nov. 18, 1950
4 vs. UC Davis, Sept. 4, 2010

MOST TOTAL FIRST DOWNS ALLOWED

39 vs. Colorado, Sept. 27, 2014 (2ot)
37 vs. Arizona State, Oct. 17, 1981
36 at Oregon, Nov. 7, 2015
35 vs. Missouri, Oct. 5, 1985
35 at Oregon State, Nov. 17, 2012

FEWEST FIRST DOWNS RUSHING ALLOWED

0 vs. Stanford, Nov. 20, 1993
0 vs. San Jose State, Oct. 5, 1968
1 Many times. Last vs. Presbyterian, Sept. 17, 2011

MOST FIRST DOWNS RUSHING ALLOWED

29 vs. Arizona State, Oct. 17, 1981
27 vs. Notre Dame, Sept. 18, 1965
24 vs. Washington State, Nov. 16, 1974
23 vs. Missouri, Oct. 5, 1981
23 at Oregon, Nov. 7, 2015

FEWEST FIRST DOWNS PASSING ALLOWED

0 Many times. Last vs. Oregon State, Nov. 11, 1972

MOST FIRST DOWNS PASSING ALLOWED

26 vs. Colorado, Sept. 27, 2014
26 at Washington State, Oct. 4, 2014
23 vs. Miami, Sept. 15, 1990
21 at Illinois, Sept. 20, 2003
20 vs. USC, Oct. 30, 1993

PLAYS ALLOWED

FEWEST PLAYS ALLOWED

37 vs. Oregon State, Nov. 1, 1958
38 vs. Washington, Oct. 23, 1948
38 vs. USF, Nov. 18, 1950
38 vs. Iowa, Dec. 31, 1993 (Alamo Bowl)
39 vs. Oregon State, Nov. 12, 1955

MOST PLAYS ALLOWED

110 vs. Colorado, Sept. 27, 2014 (2ot)
106 at Arizona, Sept. 20, 2014
101 vs. San Jose State, Sept. 27, 1986
98 vs. Arizona State, Oct. 17, 1981
97 vs. Utah, Oct. 1, 2016

TOTAL YARDS ALLOWED

FEWEST TOTAL YARDS ALLOWED

22 vs. California Aggies, Oct. 16, 1937
23 vs. Pacific, Oct. 16, 1937
40 vs. San Jose State, Oct. 5, 1968
43 vs. California Aggies, Oct. 8, 1938
48 vs. Presbyterian, Sept. 17, 2011

MOST TOTAL YARDS ALLOWED

812 at Washington State, Oct. 4, 2014
777 at Oregon, Nov. 7, 2015
704 vs. Washington, Nov. 5, 2016
667 vs. Alabama, Sept. 15, 1973
654 at Washington State, Nov. 12, 2016

TOP 5 SINGLE-GAME RECORDS (continued)

RUSHING DEFENSE

FEWEST RUSHING ATTEMPTS ALLOWED

14 vs. Stanford, Nov. 20, 1993
 15 at Washington State, Nov. 3, 2018
 18 at Washington State, Oct. 13, 2012
 19 vs. Washington State, Oct. 14, 2006
 20 vs. Arizona, Sept. 15, 2007
 20 vs. Presbyterian, Sept. 17, 2011

MOST RUSHING ATTEMPTS ALLOWED

84 vs. Notre Dame, Sept. 18, 1965
 79 vs. Colorado, Sept. 13, 1975
 78 vs. Missouri, Sept. 30, 1972
 78 vs. Arizona State, Oct. 17, 1981
 76 vs. Washington, Nov. 10, 1962
 76 vs. Washington State, Nov. 16, 1974

FEWEST RUSHING YARDS ALLOWED

-40 vs. San Jose State, Sept. 5, 1992
 -38 vs. Washington State, Nov. 13, 1976
 -17 vs. Oregon, Nov. 16, 1968
 -5 vs. Oregon, Nov. 4, 1972
 -5 vs. Stanford, Nov. 20, 1993
 -5 vs. Arizona, Nov. 16, 2002

MOST RUSHING YARDS ALLOWED

532 vs. UCLA, Oct. 21, 1972
 496 vs. Arizona State, Oct. 17, 1981
 490 vs. Oklahoma, Sept. 18, 1976
 477 at Oregon, Nov. 7, 2015
 474 at Oregon State, Oct. 8, 2016

MOST RUSHING TOUCHDOWNS ALLOWED

8 vs. Texas, Sept. 19, 1970
 7 vs. Kansas, Nov. 18, 1961
 7 vs. UCLA, Oct. 23, 1965
 6 Many times. Last at Oregon State, Oct. 8, 2016

PASSING DEFENSE

MOST PASS ATTEMPTS ALLOWED

74 at Arizona, Sept. 20, 2014
 70 at Washington State, Oct. 4, 2014
 67 vs. Washington State, Oct. 5, 2013
 67 vs. Colorado, Sept. 27, 2014 (2ot)
 63 at Washington State, Oct. 13, 2012

FEWEST PASS COMPLETIONS ALLOWED

0 Many times. Last vs. Washington, Nov. 7, 1964

MOST PASS COMPLETIONS ALLOWED

49 at Washington State, Oct. 4, 2014
 47 at Arizona, Sept. 20, 2014
 46 vs. Colorado, Sept. 27, 2014 (2ot)
 42 vs. Arizona, Sept. 15, 2007
 41 vs. Washington State, Oct. 5, 2013

MOST INTERCEPTIONS MADE – CAL

6 vs. Syracuse, Oct. 26, 1968
 6 vs. Washington State, Nov. 16, 1974
 5 Many times. Last vs. Washington State, Oct. 13, 2017

LOWEST COMPLETION PERCENTAGE (20+ ATTEMPTS) BY AN OPPONENT

19.0 vs. Alameda Coast Guard (4-21), Nov. 20, 1943
 22.2 vs. Temple (6-27), Sept. 18, 1993
 24.2 vs. Oregon State (8-33), Nov. 6, 1999
 25.0 vs. Oregon State (5-20), Nov. 18, 1939
 25.0 vs. Washington State (5-20), Nov. 2, 1946
 25.0 vs. St. Mary's (5-20), Sept. 24, 1949

HIGHEST COMPLETION PERCENTAGE (20+ ATTEMPTS) ALLOWED

87.2 vs. Stanford (34-39), Nov. 21, 1959
 84.0 at Stanford (21-25), Nov. 22, 1997
 83.3 at Washington (20-24), Dec. 5, 2009
 82.6 vs. USC (19-23), Oct. 31, 2015
 82.1 vs. USC (32-39), Oct. 30, 1993

FEWEST PASSING YARDS ALLOWED

0 Many times. Last vs. Washington, Nov. 7, 1964

MOST PASSING YARDS ALLOWED

734 at Washington State, Oct. 4, 2014
 521 vs. Washington State, Oct. 5, 2013
 520 vs. Texas Tech, Dec. 30, 2004 (Holiday Bowl)
 520 at Arizona, Sept. 20, 2014
 513 at Washington State, Sept. 22, 2001

MOST PASSING TOUCHDOWNS ALLOWED

7 vs. Oregon, Nov. 10, 2012
 7 vs. Colorado, Sept. 27, 2014 (2ot)
 7 vs. Washington, Nov. 5, 2016
 6 at Stanford, Nov. 23, 2013
 6 at Washington State, Oct. 4, 2014
 6 vs. Oregon, Oct. 21, 2016 (2ot)

OPPONENT PENALTIES

MOST PENALTIES BY OPPONENT

17 vs. Arizona State, Nov. 6, 1993
 16 vs. Washington State, Oct. 8, 1955
 16 vs. Ole Miss, Sept. 16, 2017
 15 vs. UCLA, Oct. 20, 1956
 15 vs. Notre Dame, Oct. 10, 1959
 15 vs. USC, Oct. 7, 1995
 15 vs. Oklahoma, Sept. 20, 1997

MOST YARDS PENALIZED BY OPPONENT

179 vs. Missouri, Sept. 30, 1972
 176 vs. UCLA, Oct. 20, 1956
 163 vs. Washington, Nov. 14, 1959
 159 at USC, Nov. 13, 2014
 158 vs. Notre Dame, Oct. 10, 1959

TOP 10 PERFORMERS

NOTE: The following records do not include bowl statistics prior to the 2002 season, per NCAA rules.

SCORING

CAREER POINTS

PLAYER (YEARS)	TD	PAT	2XP	FG	PTS
1. Matt Anderson (2013-17)	0	136	0	60	316
2. Doug Brien (1991-93)	0	120	0	56	288
3. Duke Morrison (1920-22)	42	22	0	1	277
4. Jim Breech (1974-77)	0	110	0	50	260
5. Tom Schneider (2004-06)	0	158	0	33	257
6. Giorgio Tavecchio (2008-11)	0	112	0	48	256
7. Mark Jensen (1999-2002)	0	109	0	45	244
Robbie Keen (1987-90)	0	103	0	47	244
9. Russell White (1990-92)	40	0	1	0	242
10. Chuck Muncie (1973-75)	37	0	1	0	224

SINGLE-SEASON POINTS

PLAYER	SEASON	TD	FG	PAT	PTS
1. Duke Morrison	1922	18	1	20	131
2. Matt Anderson	2016	0	22	51	117
3. Mark Jensen	2002	0	19	50	107
4. Duke Morrison	1920	17	0	2	104
Matt Anderson	2015	0	18	50	104
6. Lindsey Chapman	1993	17	0	0	102
7. Tyler Fredrickson	2003	0	15	54	99
8. Russell White	1991	16	0	1	98
Doug Brien	1991	0	19	41	98
10. Tom Schneider	2006	0	15	52	97

TOTAL OFFENSE

CAREER TOTAL OFFENSE

PLAYER (YEARS)	PLAYS	RUSH	PASS	TOTAL	TD
1. Jared Goff (2013-15)	1739	-114	12200	12086	97
2. Troy Taylor (1986-89)	1479	110	8126	8236	53
3. Kyle Boller (1999-2002)	1576	-169	7980	7811	71
4. Pat Barnes (1993-96)	1115	-359	7360	7001	56
5. Rich Campbell (1977-80)	1134	-375	7174	6799	43
6. Nate Longshore (2005-08)	993	-184	6783	6599	55
7. Kevin Riley (2006-10)	992	-46	6182	6136	55
8. Dave Barr (1991-94)	950	-385	6305	5920	49
9. Aaron Rodgers (2003-04)	825	336	5469	5805	51
10. Gale Gilbert (1980-84)	1178	-808	6566	5788	33

SINGLE-SEASON TOTAL OFFENSE

PLAYER	SEASON	PLAYS	RUSH	PASS	TOTAL
1. Jared Goff	2015	585	-8	4719	4711
2. Davis Webb	2016	653	-110	4295	4185
3. Jared Goff	2014	564	-44	3973	3929
4. Jared Goff	2013	590	-62	3508	3446
5. Pat Barnes	1996	506	-83	3499	3416
6. Aaron Rodgers	2003	435	210	2903	3113
7. Zach Maynard	2011	489	108	2990	3098
8. Nate Longshore	2006	405	-52	3021	2969
9. Kevin Riley	2009	464	464	2901	2901
10. Ross Bowers	2017	521	-142	3039	2897

SINGLE-GAME TOTAL OFFENSE

PLAYER (OPPONENT, DATE)	YARDS
1. Jared Goff vs. Arizona State, Nov. 28, 2015	573
2. Pat Barnes vs. Arizona (4ot), Nov. 2, 1996	528
3. Jared Goff at Washington State, Oct. 4, 2014	527
4. Davis Webb at San Diego State, Sept. 10, 2016	503
5. Jared Goff vs. Washington State, Oct. 5, 2013	487
6. Jared Goff vs. Portland State, Sept. 7, 2013	484
7. Davis Webb at Arizona State, Sept. 24, 2016	457
8. Jared Goff vs. Air Force, Dec. 29, 2015	451
9. Jared Goff vs. Colorado (2ot), Sept. 27, 2014	446
10. Jared Goff vs. Oregon State, Nov. 14, 2015	440

RUSHING

CAREER RUSHING YARDS

PLAYER (YEARS)	ATT	YDS	AVG
1. Russell White (1990-92)	663	3367	5.1
2. Marshawn Lynch (2004-06)	490	3230	6.6
3. Justin Forsett (2004-07)	567	3220	5.7
4. Joe Igber (1999-2002)	678	3124	4.6
5. Chuck Muncie (1973-75)	549	3052	5.6
6. Paul Jones (1975, 77-79)	715	2930	4.1
7. Shane Vereen (2008-10)	556	2834	5.1
8. Jahvid Best (2007-09)	364	2668	7.3
9. J.J. Arrington (2003-04)	396	2625	6.6
10. John Olszewski (1950-52)	416	2504	6.0

SINGLE-SEASON RUSHING YARDS

PLAYER	SEASON	ATT	YDS	AVG	TD
1. J.J. Arrington	2004	289	2018	7.0	15
2. Jahvid Best	2008	194	1580	8.1	15
3. Justin Forsett	2007	305	1546	5.1	15
4. Chuck Muncie	1975	228	1460	6.4	13
5. Marshawn Lynch	2006	223	1356	6.1	11
6. Isi Sofele	2011	252	1322	5.2	10
7. Marshawn Lynch	2005	196	1246	6.4	10
8. Adimchinobe Echemandu	2003	238	1195	5.0	13
9. Russell White	1991	241	1177	4.9	14
10. Shane Vereen	2010	231	1167	5.1	13

SINGLE-GAME RUSHING YARDS

PLAYER (OPPONENT, DATE)	YDS	ATT
1. Jahvid Best vs. Washington, Dec. 6, 2008	311	19
2. Jerry Drew vs. Oregon State, Nov. 13, 1954	283	11
3. John Olszewski vs. Washington State, Oct. 13, 1951	269	20
4. J.J. Arrington vs. Southern Miss, Dec. 4, 2004	261	31
5. Justin Forsett vs. New Mexico State, Sept. 23, 2005	235	31
6. Paul Jones vs. Washington State, Nov. 11, 1978	232	46
7. Russell White vs. USC, Nov. 2, 1991	229	23
8. Joe Igber vs. Stanford, Nov. 23, 2002	226	26
9. Russell White vs. San Jose State, Sept. 5, 1992	216	19
10. Patrick Laird vs. Oregon State, Nov. 4, 2017	214	33

CAREER RUSHING TDs

PLAYER (YEARS)	ATT	YDS	AVG	TD
1. Russell White (1990-92)	663	3367	5.1	35
2. Chuck Muncie (1973-75)	549	3052	5.6	32
3. Marshawn Lynch (2004-06)	490	3230	6.6	29
Jahvid Best (2007-09)	364	2668	7.3	29
Shane Vereen (2008-10)	556	2834	5.1	29
4. Justin Forsett (2004-07)	567	3220	5.7	26
7. Paul Jones (1975, 77-79)	715	2930	4.1	22
Lindsey Chapman (1991-93)	444	2190	4.9	22
9. J.J. Arrington (2003-04)	396	2625	6.6	20
10. Daniel Lasco (2011-15)	348	1872	5.4	18

SINGLE-SEASON RUSHING TDs

PLAYER	SEASON	ATT	YDS	AVG	TD
1. J.J. Arrington	2004	289	2018	7.0	15
Justin Forsett	2007	305	1546	5.1	15
Jahvid Best	2008	194	1580	8.1	15
4. Russell White	1991	241	1177	4.9	14
Lindsey Chapman	1993	207	1037	5.0	14
6. Chuck Muncie	1975	228	1460	6.4	13
Adimchinobe Echemandu	2003	238	1195	5.0	13
Shane Vereen	2010	231	1167	5.1	13
9. Jim Monachino	1949	138	781	5.7	12
Jahvid Best	2009	141	867	6.1	12
Shane Vereen	2009	183	952	5.2	12
Daniel Lasco	2014	201	1115	5.3	12



TOP 10 PERFORMERS (continued)

100-YARD RUSHING GAMES (CAREER)

PLAYER (YEARS)	YDS	100-YD GAMES
1. Marshawn Lynch (2004-06)	3230	17
2. Chuck Muncie (1973-75)	3052	15
Russell White (1990-92)	3367	15
Justin Forsett (2004-07)	3220	15
5. J.J. Arrington (2003-04)	2625	14
6. Jahvid Best (2007-09)	2668	13
7. Shane Vereen (2008-10)	2834	11
8. John Olszewski (1950-52)	2504	10
Joe Igber (1999-2002)	3124	10
10. Isi Sofele (2009-12)	2499	8

PASSING

CAREER PASSING YARDS

PLAYER (YEARS)	COMP	ATT	INT	PCT	YDS	TD
1. Jared Goff (2013-15)	977	1569	30	62.3	12200	96
2. Troy Taylor (1986-89)	683	1162	46	58.8	8126	51
3. Kyle Boller (1999-2002)	622	1301	48	47.8	7980	64
4. Pat Barnes (1993-96)	549	950	26	57.8	7360	54
5. Rich Campbell (1977-80)	599	929	42	64.5	7174	35
6. Nate Longshore (2005-08)	558	936	31	59.6	6783	51
7. Gale Gilbert (1980-84)	548	984	48	55.7	6566	32
8. Dave Barr (1992-94)	502	791	31	63.5	6305	48
9. Kevin Riley (2006-10)	468	844	21	55.5	6182	50
10. Aaron Rodgers (2003-04)	424	665	13	63.8	5469	43

SINGLE-SEASON PASSING YARDS

PLAYER	SEASON	COMP	ATT	INT	PCT	YDS	TD
1. Jared Goff	2015	341	529	13	64.5	4719	43
2. Davis Webb	2016	382	620	12	61.6	4295	37
3. Jared Goff	2014	316	509	7	62.1	3973	35
4. Jared Goff	2013	320	531	10	60.3	3508	18
5. Pat Barnes	1996	250	420	8	59.5	3499	31
6. Ross Bowers	2017	272	461	12	59.0	3039	18
7. Nate Longshore	2006	227	377	13	60.2	3021	24
8. Zach Maynard	2011	231	405	12	57.0	2990	17
9. Aaron Rodgers	2003	215	349	5	61.6	2903	19
10. Kevin Riley	2009	209	382	8	54.7	2850	18

SINGLE-GAME PASSING YARDS

PLAYER (OPPONENT, DATE)	COMP-ATT	YARDS
1. Jared Goff vs. Arizona State, Nov. 28, 2015	30-51	542
2. Jared Goff at Washington State, Oct. 4, 2014	37-53	527
3. Davis Webb at San Diego State, Sept. 10, 2016	41-72	522
4. Jared Goff vs. Washington State, Oct. 5, 2013	33-59	504
5. Pat Barnes vs. Arizona (4ot), Nov. 2, 1996	35-46	503
6. Jared Goff vs. Portland State, Sept. 7, 2013	33-51	485
7. Davis Webb at Arizona State, Sept. 24, 2016	32-56	478
8. Jared Goff vs. Air Force, Dec. 29, 2015	25-37	467
9. Jared Goff vs. Colorado (2ot), Sept. 27, 2014	24-42	458
10. Jared Goff vs. Oregon State, Nov. 14, 2015	26-37	453

CAREER PASSING TDs

PLAYER (YEARS)	COMP	ATT	INT	PCT	YDS	TD
1. Jared Goff (2013-15)	977	1569	30	62.3	12200	96
2. Kyle Boller (1999-2002)	622	1301	48	47.8	7980	64
3. Pat Barnes (1993-96)	549	950	26	57.8	7360	54
4. Troy Taylor (1986-89)	683	1162	46	58.8	8126	51
Nate Longshore (2005-08)	558	936	31	56.7	6783	51
6. Kevin Riley (2006-10)	468	844	21	55.5	6182	50
7. Dave Barr (1992-94)	502	791	31	63.5	6305	48
8. Aaron Rodgers (2003-04)	424	665	13	63.8	5469	43
9. Mike Pawlawski (1988-91)	419	703	29	59.6	5181	40
10. Davis Webb (2016)	382	620	12	61.6	4295	37

SINGLE-SEASON PASSING TDs

PLAYER	SEASON	COMP	ATT	INT	PCT	YDS	TD
1. Jared Goff	2015	341	529	13	64.5	4719	43
2. Davis Webb	2016	382	620	12	61.6	4295	37
3. Jared Goff	2014	316	509	7	62.1	3973	35
4. Pat Barnes	1996	250	420	8	59.5	3499	31
5. Kyle Boller	2002	225	421	10	53.4	2815	28
6. Nate Longshore	2006	227	377	13	60.2	3021	24
Aaron Rodgers	2004	209	316	8	66.1	2566	24
8. Dave Barr	1993	187	275	12	68.0	2619	21
Mike Pawlawski	1991	191	316	13	60.4	2517	21
10. Justin Vedder	1997	221	390	14	56.7	2718	20

300-YARD PASSING GAMES (CAREER)

PLAYER (YEARS)	300-YD GAMES
1. Jared Goff (2013-15)	22
2. Pat Barnes (1993-96)	10
Davis Webb (2016)	10
4. Rich Campbell (1978-80)	6
Troy Taylor (1986-89)	6
6. Aaron Rodgers (2003-04)	5
7. Steve Bartkowski (1972-74)	4
Gale Gilbert (1980-84)	4
Dave Barr (1991-94)	4
Ross Bowers (2015-Present)	4

250-YARD PASSING GAMES (CAREER)

PLAYER (YEARS)	250-YD GAMES
1. Jared Goff (2013-15)	30
2. Pat Barnes (1993-96)	14
3. Rich Campbell (1978-80)	13
Troy Taylor (1986-89)	13
5. Dave Barr (1991-94)	12
6. Davis Webb (2016)	11
7. Gale Gilbert (1980-84)	10
Aaron Rodgers (2003-04)	10
9. Justin Vedder (1997-98)	9
Nate Longshore (2005-08)	9

CAREER PASSER EFFICIENCY

(min 350 attempts)

PLAYER (YEARS)	COMP	ATT	INT	PCT	YDS	TD	EFFIC
1. A. Rodgers (2003-04)	424	665	13	63.8	5469	43	150.3
2. J. Goff (2013-15)	977	1569	30	62.3	12200	96	144.0
3. D. Barr (1992-94)	502	791	31	63.5	6305	48	142.6
4. P. Barnes (1993-96)	549	950	26	57.8	7360	54	136.2
5. D. Webb (2016)	382	620	12	61.6	4295	37	135.6
6. R. Campbell (1978-80)	599	929	42	64.5	7174	35	132.7
7. M. Pawlawski (1988-91)	419	703	29	59.6	5181	40	132.0
8. N. Longshore (2005-08)	558	936	31	59.6	6783	51	131.8
9. K. Riley (2007-10)	468	844	21	55.5	6182	50	131.6
10. Z. Maynard (2011-12)	411	701	22	58.6	5204	29	128.4

SINGLE-SEASON PASSER EFFICIENCY

(min 150 attempts)

PLAYER	SEASON	COMP	ATT	INT	PCT	YDS	TD	EFFIC
1. Dave Barr	1993	187	275	12	68.0	2619	21	164.5
2. Jared Goff	2015	341	529	13	64.5	4719	43	161.3
3. Aaron Rodgers	2004	209	316	8	66.1	2566	24	154.3
4. Pat Barnes	1996	250	420	8	59.5	3499	31	150.1
5. Jared Goff	2014	316	509	7	62.1	3973	35	147.6
6. Aaron Rodgers	2003	215	349	5	61.6	2903	19	146.6
7. Nate Longshore	2006	227	377	13	60.2	3021	24	141.6
8. Mike Pawlawski	1991	191	316	13	60.4	2517	21	141.1
9. Kevin Riley	2010	111	185	6	60.0	1409	13	140.7
10. Joe Roth	1975	126	226	7	55.8	1880	14	139.9



TOP 10 PERFORMERS (continued)

RECEIVING

CAREER RECEPTIONS

PLAYER (YEARS)	NO	YDS	AVG	TD
1. Keenan Allen (2010-12)	205	2570	12.5	17
2. Geoff McArthur (2000-04)	202	3188	15.8	20
3. Dameane Douglas (1995-98)	195	2335	12.0	13
Bryce Treggs (2012-15)	195	2506	12.9	15
4. Bobby Shaw (1994-97)	180	2731	15.2	27
5. Brian Treggs (1988-91)	167	2335	14.0	15
6. Na'il Benjamin (1993-96)	165	2196	13.3	13
7. DeSean Jackson (2005-07)	162	2423	15.0	22
8. Chris Harper (2012-14)	159	1969	12.4	13
9. Robert Jordan (2004-07)	156	2047	13.1	13
Marvin Jones (2008-11)	156	2270	14.6	13

SINGLE-SEASON RECEPTIONS

PLAYER	SEASON	NO	YDS	AVG	TD
1. Dameane Douglas	1998	100	1150	11.5	4
2. Keenan Allen	2011	98	1343	13.7	6
3. Chad Hansen	2016	92	1249	13.6	11
4. Geoff McArthur	2003	85	1504	17.7	10
5. Bryce Treggs	2013	77	751	9.8	1
6. Bobby Shaw	1997	75	1093	14.6	10
7. Lavelle Hawkins	2007	72	872	12.1	6
8. Chris Harper	2013	70	852	12.2	5
9. Vic Wharton III	2017	67	871	13.0	5
10. Sean Dawkins	1992	65	1070	16.5	14
DeSean Jackson	2007	65	762	11.7	6

SINGLE-SEASON RECEPTIONS BY A RUNNING BACK

PLAYER	SEASON	NO
1. Patrick Laird	2018	51
2. Paul Jones	1979	49
3. Dwight Garner	1984	46
4. Todd Powers	1988	45
Patrick Laird	2017	45

SINGLE-GAME RECEPTIONS

PLAYER (OPPONENT, DATE)	NO	YDS
1. Geoff McArthur at Stanford, Nov. 22, 2003	16	245
2. Dameane Douglas at Oregon State, Oct. 31, 1998	15	140
3. Chris Harper vs. Washington State, Oct. 5, 2013	14	231
Chad Hansen vs. Hawai'i, Aug. 27, 2016	14	160
Chad Hansen at San Diego State, Sept. 10, 2016	14	190
6. Jack Schraub vs. Illinois, Sept. 28, 1964	13	132
Iheanyi Uwaezuoke at Washington, Nov. 12, 1994	13	162
Dameane Douglas at USC, Oct. 10, 1998	13	151
Dameane Douglas vs. Stanford, Nov. 21, 1998	13	124
Keenan Allen vs. USC, Oct. 13, 2011	13	160
Bryce Treggs vs. Northwestern, Aug. 31, 2013	13	145

CAREER RECEIVING YARDS

PLAYER (YEARS)	NO	YARDS
1. Geoff McArthur (2000-04)	202	3188
2. Bobby Shaw (1994-97)	180	2731
3. Keenan Allen (2010-12)	205	2570
4. Bryce Treggs (2012-15)	195	2506
5. DeSean Jackson (2005-07)	162	2423
6. Brian Treggs (1988-91)	167	2335
Dameane Douglas (1995-98)	195	2335
8. Marvin Jones (2008-11)	156	2270
9. Wesley Walker (1973-76)	86	2206
10. Na'il Benjamin (1993-96)	165	2196

SINGLE-SEASON RECEIVING YARDS

PLAYER	SEASON	NO	YARDS
1. Geoff McArthur	2003	85	1504
2. Keenan Allen	2011	98	1343
3. Chad Hansen	2016	92	1249
4. Dameane Douglas	1998	100	1150
5. Bobby Shaw	1997	75	1093
6. Sean Dawkins	1992	65	1070
7. DeSean Jackson	2006	59	1060
8. Mike Caldwell	1993	55	962
9. Bryce Treggs	2015	45	956
10. Steve Rivera	1974	56	938

SINGLE-GAME RECEIVING YARDS

PLAYER (OPPONENT, DATE)	YDS	NO
1. Wesley Walker vs. San Jose State, Oct. 2, 1976	289	8
2. Geoff McArthur at Stanford, Nov. 22, 2003	245	16
3. Chris Harper vs. Washington State, Oct. 5, 2013	231	14
4. Steve Rivera vs. Stanford, Nov. 23, 1974	205	9
5. Bobby Shaw at Houston, Sept. 6, 1997	204	11
6. Keenan Allen at Washington, Sept. 24, 2011	197	10
7. Chad Hansen vs. Texas, Sept. 17, 2016	196	12
8. Steve Sweeney vs. Oregon State, Oct. 9, 1971	195	7
9. Robert Jordan at Washington, Sept. 10, 2005	192	11
Lavelle Hawkins vs. Oregon State, Oct. 13, 2007	192	9

CAREER RECEIVING TDS

PLAYER (YEARS)	NO	YDS	AVG	TD
1. Sean Dawkins (1990-92)	129	2124	16.5	31
2. Bobby Shaw (1994-97)	180	2731	15.2	27
Kenny Lawler (2012-15)	143	1706	11.9	27
4. Wesley Walker (1973-76)	86	2206	25.7	23
5. DeSean Jackson (2005-07)	162	2423	15.0	22
6. Steve Sweeney (1970-72)	132	2043	15.5	21
7. Geoff McArthur (2000-04)	202	3188	15.8	20
8. Keenan Allen (2010-12)	205	2570	12.5	17
9. Brian Treggs (1988-91)	167	2335	14.0	15
Bryce Treggs (2012-15)	195	2506	12.9	15

SINGLE-SEASON RECEIVING TDS

PLAYER	SEASON	NO	YDS	AVG	TD
1. Sean Dawkins	1992	65	1070	16.5	14
2. Steve Sweeney	1972	52	785	15.1	13
Kenny Lawler	2015	52	658	12.7	13
4. Chad Hansen	2016	92	1249	13.6	11
5. Bobby Shaw	1997	75	1093	14.6	10
Geoff McArthur	2003	85	1504	17.7	10
7. Bobby Shaw	1996	58	888	15.3	9
DeSean Jackson	2006	59	1060	18.0	9
Kenny Lawler	2014	54	701	13.0	9
10. Cameron Morrah	2008	27	326	12.1	8

CAREER 100-YARD RECEIVING GAMES

PLAYER (YEARS)	100-YD GAMES
1. Bobby Shaw (1994-97)	11
Geoff McArthur (2000-04)	11
3. DeSean Jackson (2005-07)	9
4. Wesley Walker (1973-76)	8
Dameane Douglas (1995-98)	8
Bryce Treggs (2012-15)	8
7. Keenan Allen (2010-12)	7
Chad Hansen (2014-16)	7
9. Steve Sweeney (1970-72)	6
Brian Treggs (1988-91)	6
Sean Dawkins (1990-92)	6
Marvin Jones (2008-11)	6



TOP 10 PERFORMERS (continued)

PUNTING

CAREER AVERAGE

PLAYER (YEARS)	NO	YDS	AVG
1. Scott Tabor (1986-87)	118	5187	44.0
2. Dylan Klumph (2015-17)	96	4216	43.9
3. Bryan Anger (2008-11)	255	11094	43.5
4. Nick Harris (1997-2000)	322	13621	42.30
5. Robbie Keen (1987-90)	184	7775	42.26
6. Dan Melville (1977-78)	101	4233	41.91
7. Ryan Longwell (1993-96)	257	10763	41.88
8. Bill Armstrong (1972)	64	2676	41.8
9. Andrew Larson (2006-07)	110	4592	41.75
10. Chris Noonan (1991-92)	110	4586	41.69

SINGLE-SEASON AVERAGE

PLAYER	SEASON	NO	YDS	AVG
1. Bryan Anger	2010	62	2825	45.6
2. Scott Tabor	1987	66	2993	45.3
3. Ryan Longwell	1996	60	2714	45.2
4. Dylan Klumph	2016	50	2240	44.8
5. Nick Harris	1999	85	3795	44.6
6. Bryan Anger	2011	53	2345	44.2
7. Robbie Keen	1989	59	2565	43.5
8. Bryan Anger	2008	71	3063	43.1
9. Dylan Klumph	2017	46	1976	43.0
10. Cole Leininger	2013	69	2958	42.9

PUNT RETURNS

CAREER AVERAGE

PLAYER (YEARS)	NO	YDS	AVG	TD
1. DeSean Jackson (2005-07)	38	633	16.7	6
2. Jeremy Ross (2007-10)	31	471	15.2	1
3. Paul Keckley (1946-48)	35	453	12.9	0
4. Jemeel Powell (1999-2002)	57	724	12.70	3
5. Tim Mixon (2003-05)	56	710	12.68	1
6. Jerry Bradley (1964-66)	53	662	12.5	2
7. Keenan Allen (2010-12)	33	252	12.0	1
8. Carl Van Heuit (1949-50)	38	422	11.1	0
9. Bill Main (1946-48)	26	285	11.0	0
10. Paul Larson (1952-54)	42	450	10.7	1

SINGLE-SEASON AVERAGE

PLAYER	SEASON	NO	YDS	AVG	TD
1. DeSean Jackson	2006	25	455	18.20	4
2. Jemeel Powell	2000	12	218	18.17	1
3. Paul Keckley	1948	16	245	15.3	0
4. Tim Mixon	2005	24	357	14.9	1
5. Keenan Allen	2012	15	212	14.1	1
6. Jerry Bradley	1966	23	296	12.9	2
7. Jeremy Ross	2010	22	279	12.68	0
8. Carl Van Heuit	1949	18	228	12.67	0
9. Syd'Quan Thompson	2008	28	344	12.3	1
10. Jerry Bradley	1965	18	220	12.2	0

KICK RETURNS

CAREER AVERAGE

(min 20 attempts)

PLAYER (YEARS)	NO	YDS	AVG	TD
1. Jahvid Best (2007-09)	32	844	26.3	0
2. Isaac Curtis (1970-71)	41	1036	25.3	0
3. Deltha O'Neal (1996-99)	99	2472	24.9	2
4. Russell White (1990-92)	49	1212	24.73	1
5. Trevor Davis (2013-15)	45	1110	24.67	2
6. Jim Blakeney (1962-64)	44	1081	24.2	1
7. LaShaun Ward (1999-2002)	45	1086	24.1	1
8. Tom Blanchfield (1962-64)	37	879	23.8	0
9. Adamchinobe Echemandu (1999-2003)	22	516	23.5	0
10. Jerry Bradley (1964-66)	25	585	23.4	0

SINGLE-SEASON AVERAGE

(min 10 attempts)

PLAYER	SEASON	NO	YDS	AVG	TD
1. Trevor Davis	2014	13	424	32.6	2
2. Frank Brunk	1949	10	295	29.5	1
3. Tom Blanchfield	1963	16	470	29.4	0
4. Deltha O'Neal	1999	19	555	29.2	1
5. LaShaun Ward	2002	28	809	28.9	1
6. Paul Larson	1954	10	285	28.5	0
7. Frank Porto	1942	14	398	28.42	0
8. Deltha O'Neal	1998	22	624	28.36	0
9. Jim Blakeney	1963	14	397	28.35	1
10. Darrin Greer	1987	19	532	28.3	0

ALL-PURPOSE YARDAGE

CAREER

PLAYER (YEARS)	RUSH	REC	RET	TOTAL
1. Deltha O'Neal (1996-99)	685	319	3991	4998
2. Russell White (1990-92)	3367	364	1212	4943
3. Khalfani Muhammad (2013-16)	2073	571	1931	4575
4. Marshawn Lynch (2004-06)	3230	600	744	4574
5. Chuck Muncie (1973-75)	3052	1085	57	4194
6. Shane Vereen (2008-10)	2834	674	561	4069
7. Jahvid Best (2007-09)	2668	533	844	4045
8. Joe Igber (1999-2002)	3124	755	0	3879
9. Na'il Benjamin (1993-96)	145	2196	1495	3836
10. Justin Forsett (2004-07)	3220	386	162	3768

SINGLE-SEASON

PLAYER	SEASON	RUSH	REC	RET	TOTAL
1. Jahvid Best	2008	1580	246	421	2247
2. J.J. Arrington	2004	2018	121	0	2139
3. Chuck Muncie	1975	1460	392	19	1871
4. Lavelle Hawkins	2007	60	872	922	1854
5. Marshawn Lynch	2006	1356	328	101	1785
6. Shane Vereen	2009	952	244	561	1757
7. Russell White	1990	1000	127	629	1756
8. Justin Forsett	2007	1546	202	0	1748
9. Russell White	1991	1177	139	408	1724
10. Marshawn Lynch	2005	1246	125	271	1642

INTERCEPTIONS

CAREER

PLAYER (YEARS)	NO	YDS	AVG	TD
1. Ken Wiedemann (1967-69)	16	184	11.5	2
2. Daymeion Hughes (2003-06)	15	344	22.9	4
3. Paul Keckley (1946-48)	12	158	13.2	1
Paul Larson (1951-54)	12	163	13.6	0
Ray Youngblood (1969-71)	12	84	7.0	0
6. Ron Coccimiglio (1978-80)	11	227	20.6	0
Deltha O'Neal (1996-99)	11	352	32.0	5
8. Matt Hazeltine (1951-54)	10	90	9.0	0
Ken Moulton (1963-65)	10	27	2.7	0
Anthony Green (1975-77)	10	176	17.6	0
Chris Cannon (1988-92)	10	79	7.9	0
Jemeel Powell (1999-2002)	10	66	6.6	1

SINGLE-SEASON

PLAYER	SEASON	NO	YDS	AVG	TD
1. Deltha O'Neal	1999	9	280	31.1	4
2. Daymeion Hughes	2006	8	113	14.1	2
3. Joe Stuart	1944	7	NA	NA	1
Jackie Jensen	1947	7	114	16.3	0
Paul Keckley	1948	7	54	7.7	0
Jim Hunt	1964	7	65	9.3	0
Ken Wiedemann	1968	7	69	9.9	0
8. Paul Larson	1953	6	102	17.0	0
Wayne Stewart	1966	6	146	24.3	2
Ken Wiedemann	1967	6	91	15.2	1
Ray Youngblood	1970	6	51	8.5	0
Clarence Duren	1971	6	47	7.8	0
Herman Edwards	1974	6	34	5.7	1
Anthony Washington	1978	6	224	37.3	2
David Ortega	1987	6	36	6.0	0
Jaylenn Hawkins	2018	6	39	6.5	0



TOP 10 PERFORMERS (continued)

TACKLES

CAREER

Table with 2 columns: PLAYER (YEARS) and NO. Lists top 10 career tacklers including David Ortega (525), Hardy Nickerson (501), and Jerrott Willard (469).

SINGLE-SEASON

Table with 3 columns: PLAYER, SEASON, and NO. Lists top 10 single-season tacklers including Hardy Nickerson (1985, 167) and David Ortega (1989, 159).

SACKS

CAREER

Table with 2 columns: PLAYER (YEARS) and NO. Lists top 10 career sackers including Andre Carter (31.0), Regan Upshaw (28.0), and Tully Banta-Cain (26.5).

SINGLE-SEASON

Table with 3 columns: PLAYER, SEASON, and NO. Lists top 10 single-season sackers including Ryan Riddle (2004, 14.5) and Andre Carter (2000, 13.5).

SINGLE-GAME

Table with 2 columns: PLAYER (OPPONENT, DATE) and NO. Lists top 10 single-game sackers including Tully Banta-Cain vs. New Mexico State (4.5) and Mawuko Tugbenyo vs. USC (4.0).

TACKLES FOR LOSS

CAREER

Table with 2 columns: PLAYER (YEARS) and NO. Lists top 10 career tacklers for loss including Sekou Sanyika (63.0), Andre Carter (55.0), and Jerrott Willard (54.0).

SINGLE-SEASON

Table with 3 columns: PLAYER, SEASON, and NO. Lists top 10 single-season tacklers for loss including Ron Rivera (1983, 26.5) and Duane Clemons (1995, 26.0).

PASS BREAKUPS

CAREER

Table with 2 columns: PLAYER (YEARS) and NO. Lists top 10 career pass breakups including Syd'Quan Thompson (36), Chidi Iwuoma (35), and Harrison Smith (32).

SINGLE-SEASON

Table with 3 columns: PLAYER, SEASON, and NO. Lists top 10 single-season pass breakups including Harrison Smith (2004, 18) and Darian Hagan (2008, 18).



YEARLY INDIVIDUAL LEADERS

SCORING

YEAR	PLAYER	TD	FG	1XP	2XP	TP
2018	Greg Thomas	0	12-17	32-32	0	68
2017	Matt Anderson	0	20-27	35-36	0	95
2016	Matt Anderson	0	22-26	51-51	0	117
2015	Matt Anderson	0	18-21	50-52	0	104
2014	James Langford	0	11-17	56-57	0	89
2013	Vincenzo D'Amato	0	17-20	31-32	0	82
2012	Vincenzo D'Amato	0	16-23	30-33	0	78
2011	Giorgio Tavecchio	0	20-23	36-42	0	96
2010	Shane Vereen	16	0-0	0-0	0	96
2009	Jahvid Best	16	0-0	0-0	0	96
2008	Jahvid Best	16	0-0	0-0	0	96
2007	Justin Forsett	15	0-0	0-0	0	90
2006	Tom Schneider	0	15-20	52-52	0	97
2005	Tom Schneider	0	9-16	50-52	0	77
2004	J.J. Arrington	15	0-0	0-0	0	90
2003	Tyler Fredrickson	0	15-30	54-54	0	99
2002	Mark Jensen	0	19-27	50-51	0	107
2001	Mark Jensen	0	11-14	22-22	0	55
2000	Mark Jensen	0	11-16	25-26	0	58
1999	Deltha O'Neal	6	0-0	0-0	0	36
1998	Marcus Fields	6	0-0	0-0	0	36
1997	Bobby Shaw	10	0-0	0-0	0	60
1996*	Ryan Longwell	0	11-16	37-38	0	70
1995	Ryan Longwell	0	12-17	21-23	0	57
1994	Ryan Longwell	0	8-22	20-21	0	44
1993*	Lindsey Chapman	17	0-0	0-0	0	102
1991*	Sean Dawkins	14	0-0	0-0	0	84
1991	Russell White	16	0-0	0-0	1	98
	Doug Brien	0	19-28	41-43	0	98
1990*	Russell White	14	0-0	0-0	0	84
1989	Robbie Keen	0	9-16	19-20	0	46
1988	Robbie Keen	0	21-25	23-23	0	86
1987	Chris Richards	8	0-0	0-0	0	48
1986	Leland Rix	0	12-16	8-11	0	44
1985	Leland Rix	0	9-16	18-20	0	45
1984	Tom Gandsey	0	10-16	12-13	0	42
1983	Randy Pratt	0	22-27	24-24	0	90
1982	Joe Cooper	0	11-23	23-24	0	56
1981	Joe Cooper	0	6-12	21-21	0	39
1980	Mick Luckhurst	0	14-17	18-20	0	60
1979*	Mick Luckhurst	0	9-15	28-28	0	55
1978	Joe Cooper	0	8-17	26-27	0	50
1977	Jim Breech	0	16-27	34-34	0	82
1976	Jim Breech	0	16-24	24-25	0	72
1975	Chuck Muncie	15	0-0	0-0	0	90
1974	Chuck Muncie	11	0-0	0-0	1	68
1973	Chuck Muncie	12	0-0	0-0	0	72
1972	Steve Sweeney	13	0-0	0-0	0	78
1971	Steve Kemnitzner	8	0-0	0-0	0	48
1970	Randy Wersching	0	12-24	28-31	0	64
1969	Randy Wersching	0	13-20	19-19	0	58
1968	Gary Fowler	10	0-0	0-0	0	60
1967	Ron Miller	0	6-15	17-17	0	35
1966	Jerry Bradley	7	0-0	0-0	0	42
1965	Don Sinclair	0	5-7	14-16	0	29
1964	Tom Blanchfield	5	3-10	13-17	0	52
1963	Tom Blanchfield	4	2-2	15-18	0	45
1962	Bill Turner	6	0-0	0-0	0	36
1961	Randy Gold	4	0-0	0-0	1	26
1960	George Pierovich	5	0-0	0-0	0	30
1959	Grover Garvin	4	0-0	0-0	0	24
1958	Jack Hart	8	0-0	0-0	5	58
1957	Jack Hart	6	0-0	0-0	0	36
1956	Jack Hart	6	0-0	0-0	0	36
1955	John Wilson	5	0-0	0-0	0	30
1954	Paul Larson	5	16-23	1-1	0	49
1953	Al Talley	11	0-0	0-0	0	66
1952	John Olszewski	7	0-0	0-0	0	42
	Don Johnson	7	0-0	0-0	0	42
	Bill Powell	7	0-0	0-0	0	42
1951	Don Robison	9	0-0	0-0	0	54
1950	Pete Schabarum	11	0-0	0-0	0	66
1949	Jim Monachino	15	0-0	0-0	0	90
1948	Jack Swanner	12	0-0	0-0	0	72
1947	Jack Swanner	5	0-0	0-0	0	30
	Bill Montagne	5	0-0	0-0	0	30
	Ted Kenfield	5	0-0	0-0	0	30
1946	Bill Main	3	0-0	0-0	0	18
	Jackie Jensen	3	0-0	0-0	0	18

*bowl statistics not included

RUSHING

YEAR	PLAYER	ATT	YDS	AVG	TD
2018	Patrick Laird	223	961	4.3	5
2017	Patrick Laird	191	1127	5.9	8
2016	Khalifani Muhammad	152	827	5.4	2
2015	Khalifani Muhammad	87	586	6.7	1
2014	Daniel Lasco	210	1115	5.3	12
2013	Khalifani Muhammad	74	445	6.0	4
2012	C.J. Anderson	126	790	6.3	4
2011	Isi Sofele	252	1322	5.2	10

2010	Shane Vereen	231	1225	5.1	13
2009	Shane Vereen	183	952	5.2	12
2008	Jahvid Best	194	1580	8.1	15
2007	Justin Forsett	305	1546	5.1	15
2006	Marshawn Lynch	223	1356	6.1	11
2005	Marshawn Lynch	196	1246	6.4	10
2004	J.J. Arrington	289	2018	7.0	15
2003	Adimchinobe Echemandu	238	1195	5.0	13
2002	Joe Igbler	241	1130	4.7	7
2001	Terrell Williams	160	688	4.3	4
2000	Joe Igbler	195	901	4.6	5
1999	Joe Igbler	148	694	4.7	2
1998	Marcus Fields	163	734	4.5	4
1997	Tarik Smith	162	636	3.9	7
1996*	Brandon Willis	187	701	3.7	5
1995	Reynard Rutherford	191	868	4.5	6
1994	Reynard Rutherford	163	713	4.4	4
1993*	Lindsey Chapman	207	1037	5.0	14
1992*	Russell White	206	1069	5.2	9
1991	Russell White	241	1177	4.9	14
1990*	Anthony Wallace	220	1002	4.6	5
1989	Anthony Wallace	150	606	4.0	2
1988	Chris Richards	162	729	4.5	5
1987	Chris Richards	157	668	4.3	8
1986	Marc Hicks	98	357	3.6	1
1985	Ed Barbero	126	586	4.7	3
1984	Ed Barbero	120	554	4.6	1
1983	Ron Story	124	435	3.5	2
1982	John Tuggle	143	538	3.8	6
1981	John Tuggle	110	486	4.4	5
1980	John Tuggle	136	580	4.3	4
1979	Paul Jones	214	888	4.1	6
1978	Paul Jones	212	801	3.8	7
1977	Paul Jones	189	805	4.3	6
1976	Tom Newton	137	546	4.0	6
1975	Chuck Muncie	228	1460	6.4	13
1974	Chuck Muncie	164	791	4.8	8
1973	Chuck Muncie	157	801	5.1	11
1972	Steve Kemnitzner	103	434	4.2	2
1971	Steve Kemnitzner	157	686	4.4	8
1970	Stan Murphy	165	603	3.7	4
1969	Gary Fowler	157	741	4.7	5
1968	Gary Fowler	162	665	4.1	9
1967	Paul Williams	116	432	3.7	1
1966	Rick Bennett	96	319	3.3	0
1965	Tom Relles	133	485	3.6	2
1964	Tom Relles	145	519	3.6	0
1963	Tom Blanchfield	78	387	5.0	2
1962	Alan Nelson	73	334	4.6	1
1961	Alan Nelson	59	331	5.6	2
1960	Steve Bates	82	384	4.7	4
1959	Walt Arnold	76	351	4.6	3
1958	Joe Kapp	152	616	4.1	5
1957	Jack Hart	101	396	3.9	5
1956	Herb Jackson	97	462	4.8	3
1955	Ted Granger	83	379	4.6	4
1954	Jerry Drew	77	715	9.3	6
1953	Don Marks	71	469	6.6	5
1952	John Olszewski	160	845	5.3	7
1951	John Olszewski	89	651	7.3	3
1950	John Olszewski	167	1008	6.0	4
1949	Jim Monachino	138	781	5.7	12
1948	Jackie Jensen	148	1080	7.3	7
1947	Johnny Graves	66	466	7.1	4
1946	Jackie Jensen	51	189	3.7	2

*bowl statistics not included

PASSING

YEAR	PLAYER	COMP	ATT	INT	PCT	YDS	TD
2018	Chase Garbers	159	260	10	61.2	1506	14
2017	Ross Bowers	272	461	12	59.0	3039	18
2016	Davis Webb	382	620	12	61.6	4295	37
2015	Jared Goff	341	529	13	64.5	4719	43
2014	Jared Goff	316	509	7	62.1	3973	35
2013	Jared Goff	320	531	10	60.3	3508	18
2012	Zach Maynard	180	296	10	60.8	2214	12
2011	Zach Maynard	231	405	12	57.0	2990	17
2010	Kevin Riley	111	185	6	60.0	1409	13
2009	Kevin Riley	209	382	8	54.7	2850	18
2008	Kevin Riley	112	221	6	50.7	1360	14
2007	Nate Longshore	230	384	13	59.9	2580	16
2006	Nate Longshore	227	377	13	60.2	3021	24
2005	Joe Ayoub	125	254	14	49.2	1707	15
2004	Aaron Rodgers	209	316	8	66.1	2566	24
2003	Aaron Rodgers	215	349	5	61.6	2903	19
2002	Kyle Boller	225	421	10	53.4	2815	28
2001	Kyle Boller	134	272	10	49.3	1741	12
2000	Kyle Boller	163	349	13	46.7	2121	15
1999	Kyle Boller	100	259	15	38.6	1303	9
1998	Justin Vedder	210	386	13	54.4	2322	11
1997	Justin Vedder	221	390	14	56.7	2718	20
1996	Pat Barnes	250	420	8	59.5	3499	31

1995	Pat Barnes	197	362	11	54.4	2685	17
1994	Dave Barr	95	144	4	66.0	1077	5
1993	Dave Barr	187	275	12	68.0	2619	21
1991	Dave Barr	199	344	15	57.8	2343	19
1991	Mike Pawlawski	191	316	13	60.4	2517	21
1990*	Mike Pawlawski	179	299	13	59.9	2069	17
1989	Troy Taylor	220	394	12	55.8	2738	16
1988	Troy Taylor	202	330	14	61.2	2416	16
1987	Troy Taylor	169	278	12	60.8	2081	18
1986	Troy Taylor	92	160	8	57.5	891	1
1985	Kevin Brown	122	227	12	53.7	1447	6
1984	Gale Gilbert	166	308	14	53.9	1693	6
1983	Gale Gilbert	216	365	17	59.2	2769	13
1982	Gale Gilbert	147	270	12	54.4	1796	12
1981	J. Torchio	155	363	12	42.7	2112	9
1980	Rich Campbell	193	273	11	70.7	2026	6
1979*	Rich Campbell	216	322	12	67.1	2618	13
1978	Rich Campbell	164	293	19	56.0	2281	14
1977	Charlie Young	135	249	13	54.2	1875	12
1976	Joe Roth	154	295	18	52.2	1789	7
1975	Joe Roth	126	226	7	55.8	1880	14
1974*	Steve Bartkowski	182	325	7	56.0	2580	12
1973	Vince Ferragamo	82	170	12	48.2	1014	5



YEARLY INDIVIDUAL LEADERS (continued)

Table with 5 columns: Year, Player, NO, YDS, AVG. Lists individual leaders from 1979 to 1996.

Table with 5 columns: Year, Player, NO, YDS, AVG. Lists individual leaders from 1961 to 1995.

*bowl statistics not included

PUNT RETURNS

Table with 5 columns: Year, Player, NO, YDS, AVG, TD. Lists punt return statistics from 2018 to 1946.

*bowl statistics not included

^NCAA leader

KICK RETURNS

Table with 5 columns: Year, Player, NO, YDS, AVG, TD. Lists kick return statistics from 2018 to 1946.

*bowl statistics not included

INTERCEPTIONS

Table with 5 columns: Year, Player, NO, YDS, AVG, TD. Lists interception statistics from 2018 to 2013.

PUNTING

Table with 5 columns: Year, Player, NO, YDS, AVG, LG. Lists punting statistics from 2018 to 1962.



YEARLY INDIVIDUAL LEADERS (continued)

2012	Michael Lowe	3	67	22.3	0
	Kameron Jackson	3	0	0	0
	Steve Williams	3	0	0	0
2011	Sean Cattouse	2	20	10.0	0
	Mychal Kendricks	2	62	31.0	0
	Steve Williams	2	45	22.5	0
	Josh Hill	2	32	16.0	1
	D.J. Campbell	2	29	14.5	0
2010	Marc Anthony	2	18	9.0	0
2009	Mike Mohamed	3	6	2.0	0
2008	Syd'Quan Thompson	4	128	32.0	0
2007	Brandon Hampton	2	62	31.0	0
2006	Daymeion Hughes	8	113	14.1	2
2005	Daymeion Hughes	5	159	31.8	1
2004	Tim Mixon	3	58	19.3	1
2003	Five players tied	2			
2002	Jemeel Powell	5	63	12.6	1
2001	Nnamdi Asomugha	3	11	3.7	1
2000	Jemeel Powell	4	0	0.0	0
1999	Deltha O'Neal	9	280	31.1	4
1998	Drae Harris	3	63	21.0	1
1997	Derrick Gardner	2	0	0.0	0
1996*	Kato Serwanga	4	1	0.3	0
1995	Kevin Devine	2	0	0.0	0
1994	Ricky Spears	3	15	5.0	0
1993*	Eric Zomalt	4	55	13.8	1
1991*	Issac Booth	4	1	0.3	0
1991	David Wilson	5	65	13.0	0
	Chris Cannon	5	56	11.2	0
1990*	Chris Cannon	4	23	5.8	0
1989	Doug Parrish	4	17	4.3	0
1988	John Hardy	2	51	25.5	0
	David Ortega	2	12	6.0	0
	Travis Oliver	2	1	0.5	0
1987	David Ortega	6	36	6.0	0
1986	Gary Hein	4	27	6.8	0
1985	Gary Hein	3	9	3.0	0
	Matt Grimes	3	3	1.0	0
1984	Hardy Nickerson	2	7	3.5	0
	Matt Grimes	2	-1	-0.5	0
1983	David Carter	4	56	14.0	0
	Richard Rodgers	4	35	8.8	0
	Ray Noble	4	26	6.5	0
1982	Five players tied	2			
1981	Richard Rodgers	3	30	10.0	0
1980	Ron Coccimiglio	4	76	19.0	0
1979*	Ron Coccimiglio	3	107	35.7	0
1978	Anthony Washington	6	224	37.3	2
1977	Anthony Green	3	83	27.7	0
1976	Ken McAllister	4	87	21.8	0
	Anthony Green	4	42	10.5	0
1975	Anthony Green	3	51	17.0	0
	Phil Heck	3	38	12.7	0
	Greg Ricks	3	22	7.3	0
1974	Herman Edwards	6	34	5.7	1
1973	Ivan Weiss	3	47	15.7	0
	Karl Crumacker	3	5	1.7	0
1972	Bill Armstrong	4	43	10.8	0
1971	Clarence Duren	6	47	7.8	0
1970	Ray Youngblood	6	51	8.5	0
1969	Phil Martyr	3	53	17.7	1
	Ken Wiedemann	3	24	8.0	1
	Ray Youngblood	3	22	7.3	0
	Irby Augustine	3	3	1.0	0
1968	Ken Wiedemann	7	69	9.9	0
1967	Ken Wiedemann	6	91	15.2	1
1966	Wayne Stewart	6	146	24.3	2
1965	Jerry Mosher	4	49	12.3	0
	Ken Moulton	4	7	1.8	0
1964	Jim Hunt	7	65	9.3	0
1963	Jerry Mosher	3	33	11.0	0
	Jim Phillips	3	24	8.0	0
1962	Larry Balliett	2	6	3.0	0
1961	Larry Balliett	5	47	9.4	0
1960	Six players tied	1			
1959	Pete Domoto	2	51	25.5	0
	Wayne Crow	2	10	5.0	0
1958	Steve Bates	3	54	18.0	0
1957	Darrell Roberts	4	35	8.8	0
1956	Darrell Roberts	5	81	16.2	0
1955	Nat Brazil	2	49	24.5	0
	Ralph Hoffman	2	15	7.5	0
1954	Jim Carmichael	3	100	33.3	1
	Paul Larson	3	0	0.0	0
1953	Paul Larson	6	102	17.0	0
1952	Paul Larson	3	61	20.3	0
	Dick Lee	3	40	13.3	0
	Matt Hazeltine	3	5	1.7	0
1951	Dick Lee	6	106	17.7	0
1950	Carl Van Heuit	4	62	15.5	0
1949	Carl Van Heuit	5	35	7.0	0
1948	Paul Keckley	7	54	7.7	0
1947	Jackie Jensen	7	114	16.3	0

*bowl statistics not included

TACKLES

YEAR	PLAYER	UA	A	TOT
2018	Evan Weaver	88	71	159
2017	Jordan Kunaszzyk	40	34	74
2016	Devante Downs	40	44	84
2015	Hardy Nickerson	54	58	112
2014	Michael Barton	37	43	80
2013	Michael Lowe	41	26	67
2012	Josh Hill	50	37	87
2011	Mychal Kendricks	68	39	107
2010	Mike Mohamed	47	48	95
2009	Mike Mohamed	69	43	112
2008	Anthony Felder	37	56	93
2007	Thomas DeCoud	71	45	116
2006	Desmond Bishop	63	63	126
2005	Desmond Bishop	62	27	89
2004	Ryan Gutierrez	50	29	79
2003	Donnie McCleskey	75	27	102
2002	Bert Watts	61	19	80
2001	John Klotsche	59	12	71
2000	Nnamdi Asomugha	48	28	76
1999	Pete Destefano	46	34	80
1998	Albert Dorsey	49	35	84
1997	Marquis Smith	49	23	72
1996*	Matt Beck	52	45	97
1995	Je'Rod Cherry	75	16	91
1994	Jerrott Willard	65	29	94
1993*	Jerrott Willard	96	51	147
1991*	Jerrott Willard	77	56	133
1991	Jerrott Willard	63	22	85
1990*	Castle Redmond	56	35	91
1989	David Ortega	82	77	159
1988	Steve Hendrickson	70	64	134
1987	David Ortega	79	63	142
1986	Hardy Nickerson	61	71	132
1985	Hardy Nickerson	91	76	167
1984	Hardy Nickerson	96	45	141
1983	Ron Rivera	78	60	138
1982	Ron Rivera	56	43	99
1981	Ron Rivera	54	55	99

*bowl statistics not included

SACKS

YEAR	PLAYER	NO
2018	Luc Bequette	5.0
	Alex Funches	5.0
2017	Raymond Davison III	4.5
2016	Cameron Saffie	4.0
2015	Kyle Kragen	7.0
2014	Devante Downs	3.0
2013	Jalen Jefferson	3.0
	Kyle Kragen	3.0
2012	Chris McCain	3.5
	Kendrick Payne	3.5
2011	Trevor Guyton	5.5
2010	Mychal Kendricks	8.5
2009	Tyson Alualu	7.5
2008	Zack Follett	10.5
2007	Zack Follett	5.5
2006	Zack Follett	5.5
	Nu'u Tafisi	5.5
2005	Brandon Mebane	7.0
2004	Ryan Riddle	14.5
2003	Wendell Hunter	7.0
2002	Tully Banta-Cain	13.0
2001	Tully Banta-Cain	8.0
2000	Andre Carter	13.5
1999	Mawuko Tugbenyoh	13.0
1998	Sekou Sanyika	7.0
1997	Brandon Whiting	8.0
1996*	Andy Jacobs	7.5
1995	Duane Clemons	10.5
1994	Regan Upshaw	11.0
1993*	Regan Upshaw	7.5
1991*	Scott Roseman	8.5
1991	Mick Barsala	6.0
	Cornell Collier	6.0
1990*	Rhett Hall	7.0
1989	Cornell Collier	6.5
1988	Natu Tuatagaloa	7.5
1987	Joel Dickson	9.0
	Ken Harvey	9.0
1986	Ken Harvey	6.5
1985	Majett Whiteside	4.5
	Marlin Wenstrom	4.5
1984	Mike Rusinek	5.5
1983	Ron Rivera	13.0
1982	Reggie Camp	8.0
1981	Ron Rivera	8.0

*bowl statistics not included

TACKLES FOR LOSS

YEAR	PLAYER	NO
2018	Jordan Kunaszzyk	11.0
	Tevin Paul	11.0
2017	Alex Funches	10.5
2016	Cameron Saffie	8.5
2015	Kyle Kragen	8.0
2014	Michael Barton	7.5
2013	Deandre Coleman	9.0
2012	Deandre Coleman	8.5
	Chris McCain	8.5
2011	Mychal Kendricks	14.5
2010	Mychal Kendricks	15.0
2009	Tyson Alualu	11.5
2008	Zack Follett	23.0
2007	Zack Follett	12.5
2006	Desmond Bishop	15.0
2005	Philip Mbakogu	10.0
	Nu'u Tafisi	10.0
2004	Ryan Riddle	19.0
2003	Wendell Hunter	12.0
	Donnie McCleskey	12.0
2002	Tully Banta-Cain	22.0
2001	Tully Banta-Cain	17.0
2000	Andre Carter	20.0
1999	Andre Carter	20.0
1998	Sekou Sanyika	23.0
1997	Matt Beck	21.0
1996*	Andy Jacobs	11.0
	Duane Rhodes	11.0
1995	Andre Clemons	26.0
1994	Regan Upshaw	20.5
1993*	Jerrott Willard	19.0
1991*	Scott Roseman	20.5
1991	Mick Barsala	13.0
1990*	Rhett Hall	14.5
1989	Rhett Hall	19.0
1988	Natu Tuatagaloa	11.0
1987	Joel Dickson	14.0
1986	Natu Tuatagaloa	12.0
1985	Majett Whiteside	10.0
1984	Mike Rusinek	8.0
1983	Ron Rivera	26.5
1982	Gary Plummer	9.0
1981	Ron Rivera	13.0

*bowl statistics not included

PASSES DEFENDED

YEAR	PLAYER	NO
2018	Camryn Bynum	12
2017	Camryn Bynum	10
2016	Marloshaw Franklin	7
2015	Darius Allensworth	12
2014	Griffin Piatt	9
2013	Kameron Jackson	7
2012	Steve Williams	10
2011	Marc Anthony	12
2010	Marc Anthony	8
	Sean Cattouse	8
2009	Syd'Quan Thompson	11
2008	Darian Hagan	18
	Syd'Quan Thompson	18
2007	Syd'Quan Thompson	11
2006	Daymeion Hughes	19
2005	Daymeion Hughes	17
2004	Harrison Smith	18
2003	Donnie McCleskey	13
2002	Nnamdi Asomugha	13
	Jemeel Powell	13
2001	Atari Callen	9
2000	Jemeel Powell	16
1999	Deltha O'Neal	20
1998	Chidi Iwuoma	12
1997	Derrick Gardner	12
1996*	Kato Serwanga	11
1995	Duane Clemons	9
	Kevin Devine	9
1994	Artis Houston	8
1993*	Isaac Booth	14
1991*	Isaac Booth	11
1991	David Wilson	16
1990*	John Hardy	14
1989	Doug Parrish	12
1988	John Hardy	10
1987	David Ortega	8
1986	Gary Hein	10
1985	Matt Grimes	10
1984	Ken Pettway	6
1983	David Carter	13
1982	Fred Williams	10
1981	John Sullivan	11



YEARLY INDIVIDUAL LEADERS (continued)

TOTAL OFFENSE

YEAR	PLAYER	PLAYS	RUSH	PASS	TOT
2018	Chase Garbers	358	420	1506	1926
2017	Ross Bowers	521	-142	3039	2897
2016	Davis Webb	653	-110	4295	4185
2015	Jared Goff	585	-8	4719	4711
2014	Jared Goff	564	-44	3973	3929
2013	Jared Goff	590	-62	3508	3446
2012	Zach Maynard	394	38	2214	2252
2011	Zach Maynard	489	108	2990	3098
2010	Kevin Riley	210	-47	1409	1362
2009	Kevin Riley	464	51	2850	2901
2008	Jahvid Best	194	1580	0	1580
2007	Nate Longshore	403	-44	2580	2536
2006	Nate Longshore	405	-52	3021	2969
2005	Joe Ayoub	312	58	1707	1765
2004	Aaron Rodgers	390	126	2566	2692
2003	Aaron Rodgers	435	210	2903	3113
2002	Kyle Boller	493	-83	2815	2732
2001	Kyle Boller	349	63	1741	1804
2000	Kyle Boller	414	-44	2121	2077
1999	Kyle Boller	380	-104	1303	1199
1998	Justin Vedder	486	-200	2322	2122
1997	Justin Vedder	489	25	2718	2743
1996*	Pat Barnes	506	-83	3499	3416
1995	Pat Barnes	404	-160	2685	2525
1994	Dave Barr	170	-88	1077	989
1993*	Dave Barr	350	-98	2619	2521
1991*	Dave Barr	394	-157	2343	2186
1991	Mike Pawlawski	353	-66	2517	2451
1990*	Mike Pawlawski	353	-68	2069	2001
1989	Troy Taylor	481	46	2738	2784
1988	Troy Taylor	455	136	2416	2552
1987	Troy Taylor	338	-17	2081	2064
1986	Troy Taylor	205	-55	891	836
1985	Kevin Brown	293	-52	1447	1395
1984	Gale Gilbert	378	-148	1693	1545
1983	Gale Gilbert	423	-332	2769	2437
1982	Gale Gilbert	324	-292	1796	1504
1981	J. Torchio	435	-176	2112	1936
1980	Rich Campbell	308	-80	2026	1946
1979*	Rich Campbell	391	-195	2618	2423
1978	Rich Campbell	386	-80	2287	2207
1977	Charlie Young	297	1	1875	1876
1976	Joe Roth	331	-157	1789	1632
1975	Joe Roth	271	-65	1880	1815
1974	Steve Bartkowski	398	-193	2580	2387
1973	Vince Ferragamo	217	-42	1014	972
1972	Steve Bartkowski	213	-189	944	755
1971	Jay Cruze	316	-155	1284	1129
1970	Dave Penhall	310	-57	1785	1728
1969	Dave Penhall	185	-61	874	813
	Gary Fowler	162	741	72	813
1968	Randy Humphries	322	130	1247	1377
1967	Barry Bronk	186	-51	708	657
1966	Barry Bronk	235	-114	965	851
1965	Dan Berry	154	285	335	620
1964	Craig Morton	354	-238	2121	1883
1963	Craig Morton	294	-43	1475	1432
1962	Craig Morton	148	-90	905	815
1961	Randy Gold	143	88	403	491
1960	Randy Gold	209	13	696	709
1959	Wayne Crow	144	223	379	602
1958	Joe Kapp	266	616	775	1391
1957	Joe Kapp	154	396	580	976
1956	Joe Kapp	167	152	667	819
1955	Hugh Maguire	110	-22	564	542
1954	Paul Larson	281	-52	1537	1485
1953	Paul Larson	262^	141^	1431^	1572^
1952	John Olszewski	160	845	0	845
1951	John Olszewski	91	651	30	681
1950	John Olszewski	167	1008	0	1008
1949	Bob Celeri	178	132	1081	1213
1948	Jackie Jensen	176	1080	150	1230
1947	Jackie Jensen	108	434	271	705
1946	Jackie Jensen	71	189	105	294

*bowl statistics not included

^NCAA leader



YEARLY TEAM STATISTICS

RUSHING

YEAR	G	ATT	YDS	TD	AVG/GM	AVG/RUSH
2018	13	487	2045	13	157.3	4.2
2017	12	416	1507	17	125.6	3.6
2016	12	414	1852	16	154.3	4.5
2015	13	439	1987	16	152.8	4.5
2014	12	440	1790	22	149.2	4.1
2013	12	424	1466	10	122.2	3.5
2012	12	451	2196	18	183.0	4.9
2011	13	484	2013	25	154.8	4.2
2010	12	429	1906	19	158.8	4.4
2009	13	471	2553	27	169.5	4.7
2008	13	435	2421	22	186.2	5.6
2007	13	441	2154	23	165.7	4.9
2006	13	427	2111	21	162.4	4.9
2005	12	483	2823	27	235.2	5.8
2004	12	509	3081	30	256.8	6.1
2003	14	542	2356	28	168.3	4.3
2002	12	392	1297	14	108.1	3.3
2001	11	390	1332	8	121.1	3.4
2000	11	405	1363	12	123.9	3.4
1999	11	395	1097	6	99.7	2.8
1998	11	381	870	7	79.1	2.3
1997	11	480	1601	16	145.5	3.3
1996*	11	437	1488	11	135.3	3.4
1995	11	375	1236	11	112.4	3.3
1994	11	412	1384	13	125.8	3.4
1993*	13	516	1945	21	149.6	3.8
1992	11	448	1672	14	152.0	3.7
1991*	12	519	2361	26	196.8	4.5
1990*	12	529	2235	20	186.3	4.2
1989	11	346	975	9	88.6	2.8
1988	11	459	1523	9	138.5	3.3
1987	11	390	1257	12	114.3	3.2
1986	11	400	1023	11	93.0	2.6
1985	11	518	2011	21	182.8	3.9
1984	11	450	1287	9	117.0	2.9
1983	11	362	620	8	56.4	1.7
1982	11	392	804	9	73.1	2.1
1981	11	347	1039	15	94.5	3.0
1980	11	370	1016	13	92.4	2.7
1979*	11	405	1053	13	95.7	2.6
1978	11	496	1481	12	134.6	3.0
1977	11	476	1543	18	140.3	3.2
1976	11	450	1452	16	132.0	3.2
1975	11	527	2774	26	252.2	5.3
1974	11	470	2073	20	188.5	4.4
1973	11	498	2437	23	221.5	4.9
1972	11	431	1683	9	153.0	3.9
1971	11	471	1875	16	170.5	4.0
1970	11	535	2300	22	209.1	4.3
1969	10	475	1980	12	198.0	4.2
1968	11	580	2293	22	208.5	4.0
1967	10	445	1376	n/a	137.6	3.1
1966	10	395	1237	n/a	123.7	3.1
1965	10	470	1683	n/a	168.3	3.6
1964	10	344	1240	n/a	124.0	3.6
1963	10	360	1262	n/a	126.2	3.5
1962	10	373	1362	n/a	136.2	3.7
1961	10	410	1604	n/a	160.4	3.9
1960	10	490	1501	n/a	150.1	3.1
1959	10	541	2023	n/a	202.3	3.7
1958	11	656	2594	n/a	235.8	4.0
1957	10	522	1670	n/a	167.0	3.2
1956	10	462	1471	n/a	147.1	3.2
1955	10	409	1406	n/a	140.6	3.4
1954	10	394	1600	n/a	160.0	4.1
1953	10	451	2282	n/a	228.2	5.1
1952	10	553	3170	n/a	317.0	5.7
1951	10	550	3024	n/a	302.4	5.5
1950	11	592	2765	n/a	251.4	4.7
1949	11	558	2583	n/a	234.8	4.6
1948	11	588	2974	n/a	270.4	5.1
1947	10	466	2470	n/a	247.0	5.3
1946	9	357	907	n/a	100.8	2.5
1945	10	n/a	1214	n/a	121.4	n/a

*bowl statistics not included

PASSING

YEAR	G	COMP	ATT	INT	PCT	TD	YDS	AVG/GM
2018	13	254	423	20	60.0	16	2421	186.2
2017	12	278	476	12	58.4	19	3107	258.9
2016	12	383	621	12	61.7	37	4306	358.8
2015	13	352	550	14	64.0	44	4892	376.3
2014	12	329	535	10	61.5	37	4152	346.0
2013	12	368	622	14	59.2	22	3977	331.4
2012	12	212	366	13	57.9	13	2499	208.2
2011	13	246	440	12	55.9	17	3206	246.6
2010	12	185	332	11	55.7	16	2101	175.1
2009	13	214	393	8	54.5	18	2895	222.7
2008	13	209	397	10	52.6	25	2467	189.8
2007	13	266	443	14	60.0	21	3143	241.8
2006	13	245	413	14	59.3	25	3292	253.2
2005	12	167	321	17	52.0	22	2312	192.7
2004	12	219	331	8	66.2	27	2828	235.7
2003	14	278	452	8	61.5	28	3705	264.6
2002	12	230	428	10	53.7	31	2971	247.6
2001	11	203	426	17	47.7	15	2514	228.5
2000	11	165	354	13	46.6	15	2129	193.5
1999	11	127	322	21	39.4	10	1662	151.1
1998	11	213	401	15	53.1	12	2344	213.1
1997	11	222	391	14	56.8	20	2737	248.8
1996*	11	253	427	8	59.3	32	3536	321.5
1995	11	204	377	11	54.1	18	2757	250.6
1994	11	207	345	13	60.0	10	2301	209.2
1993*	13	212	348	16	60.9	22	2893	222.5
1992	11	221	380	18	58.2	19	2610	237.3
1991*	12	195	326	14	59.8	21	2546	212.2
1990*	12	185	315	13	58.7	18	2128	177.3
1989	11	227	412	14	55.1	16	2807	255.2
1988	11	211	352	15	59.9	16	2596	236.0
1987	11	201	348	17	57.8	18	2432	221.1
1986	11	174	325	22	53.5	5	1927	175.2
1985	11	174	340	21	51.2	9	2119	192.6
1984	11	197	379	17	52.0	8	2045	185.9
1983	11	234	416	22	56.3	14	3057	277.9
1982	11	205	395	22	51.9	15	2533	230.3
1981	11	184	425	13	43.3	10	2486	226.0
1980	11	249	381	17	65.4	8	2862	260.2
1979*	11	270	409	15	66.0	17	3215	292.3
1978	11	189	345	24	54.8	17	2698	245.3
1977	11	214	391	16	54.7	18	2837	257.9
1976	11	205	385	21	53.2	10	2365	215.0
1975	11	170	308	9	55.2	17	2522	229.3
1974	11	184	331	8	55.6	14	2599	236.3
1973	11	143	301	21	47.5	9	1924	174.9
1972	11	182	361	32	50.4	20	2444	222.2
1971	11	133	277	19	48.0	7	1475	134.1
1970	11	137	265	14	51.7	12	2126	193.3
1969	10	110	227	8	48.5	6	1341	134.1
1968	11	107	231	19	46.3	7	1389	126.3
1967	10	114	248	16	46.0	7	1193	119.3
1966	10	95	217	13	43.8	8	1148	114.8
1965	10	54	137	10	39.4	6	718	71.8
1964	10	192	316	9	60.8	14	2187	218.7
1963	10	104	215	13	48.4	14	1515	151.5
1962	10	146	272	20	53.7	15	1795	179.5
1961	10	71	145	6	49.0	5	825	82.5
1960	10	72	132	8	54.5	3	766	76.6
1959	10	38	117	18	32.5	3	564	56.4
1958	11	78	147	9	53.1	3	899	81.7
1957	10	64	147	19	43.5	4	1057	105.7
1956	10	96	198	21	48.5	5	1143	114.3
1955	10	76	174	15	43.7	5	1073	107.3
1954	10	139	228	13	61.0	11	1724	172.4
1953	10	94	195	19	48.2	7	1612	161.2
1952	10	48	117	7	41.0	5	907	90.7
1951	10	59	134	12	44.0	n/a	936	93.6
1950	11	48	108	11	44.4	n/a	715	65.0
1949	11	65	163	19	39.9	13	1364	124.0
1948	11	64	170	25	37.6	6	1021	92.8
1947	10	58	163	23	35.6	10	1155	115.5
1946	9	131	41	23	31.3	n/a	585	65.0
1945	10	154	53	n/a	34.4	n/a	599	59.9

*bowl statistics not included

TOTAL OFFENSE

YEAR	G	PLAYS	YDS	AVG/GM
2018	13	910	4466	343.5
2017	12	892	4614	384.5
2016	12	1035	6158	513.2
2015	13	989	6879	529.2
2014	12	975	5942	495.2
2013	12	1046	5443	453.6
2012	12	817	4695	391.2
2011	13	924	5219	401.5

2010	12	761	4007	333.9
2009	13	864	5098	392.2
2008	13	832	4888	376.0
2007	13	884	5297	407.5
2006	13	840	5403	415.6
2005	12	804	5135	427.9
2004	12	840	5909	492.4
2003	14	994	6061	432.9
2002	12	820	4268	355.7
2001	11	816	3846	349.6
2000	11	759	3492	317.5
1999	11	717	2759	250.8
1998	11	782	3214	292.2
1997	11	871	4338	394.4
1996*	11	864	5034	457.6
1995	11	752	3993	363.0
1994	11	757	3685	335.0
1993*	13	864	4838	403.2
1992	11	828	4282	



YEARLY TEAM STATISTICS (continued)

Table with columns for Year, G, Comp, Att, Int, Pct, TD, Yds, Avg/GM. Rows 2003-1994.

*bowl statistics not included

PUNT/KICK RETURNS

Table with columns for Year, PR-Yds, Avg, TD, KR-Yds, Avg, TD. Rows 2018-1986.

Table with columns for Year, G, Comp, Att, Int, Pct, TD, Yds, Avg/GM. Rows 1985-1994.

*bowl statistics not included

RUSHING DEFENSE

Table with columns for Year, G, Att, Yds, TD, Avg/GM, Avg/Rush. Rows 2018-1968.

Table with columns for Year, G, Comp, Att, Int, Pct, TD, Yds, Avg/GM. Rows 1967-1945.

*bowl statistics not included

PASSING DEFENSE

Table with columns for Year, G, Comp, Att, Int, Pct, TD, Yds, Avg/GM. Rows 2018-1960.



YEARLY TEAM STATISTICS

1959	10	92	162	9	56.8	11	1436	143.6
1958	11	99	194	11	51.0	-	1250	113.6
1957	10	76	153	15	49.7	-	938	93.8
1956	10	66	134	13	49.3	-	830	83.0
1955	10	78	150	9	52.0	-	1184	118.4
1954	10	72	155	13	46.5	-	1001	100.1
1953	10	87	196	23	44.4	3	1209	120.9
1952	10	121	288	20	42.0	-	1342	134.2
1951	10	142	278	20	51.0	-	1568	156.8
1950	11	105	202	18	51.9	-	1210	110.0
1949	11	95	220	22	43.2	-	1056	105.6
1948	11	73	201	30	36.3	-	1082	98.4
1947	10	81	207	-	39.1	-	1019	101.9
1946	9	53	144	11	36.8	-	813	90.3
1945	10	57	136	-	-	-	827	82.7

*bowl statistics not included

TOTAL DEFENSE

YEAR	G	PLAYS	YDS	AVG/GM
2018	13	898	4123	317.2
2017	12	888	5159	429.9
2016	12	927	6219	518.2
2015	13	967	5898	453.7
2014	12	980	4406	511.8
2013	12	898	6355	529.6
2012	12	935	5295	441.2
2011	13	840	4328	332.9
2010	12	797	3829	319.1
2009	13	890	4925	378.8
2008	13	927	4098	315.2
2007	13	976	4925	378.8
2006	13	851	4761	366.2
2005	12	882	4314	359.5
2004	12	794	3851	320.9
2003	14	969	5388	384.9
2002	12	891	4714	392.8
2001	11	789	4909	446.3
2000	11	810	4019	365.4
1999	11	786	3879	352.6
1998	11	798	3743	340.3
1997	11	727	4195	381.4
1996*	12	826	5063	460.3
1995	11	829	4198	381.6
1994	11	758	3299	299.9
1993*	13	881	4786	398.8
1992	11	739	3303	300.3
1991*	12	805	3873	352.1
1990*	12	817	4713	428.5
1989	11	758	3782	343.8
1988	11	759	3934	357.6
1987	11	802	4083	371.2
1986	11	837	4235	385.0
1985	11	798	3924	356.7
1984	11	738	3818	347.1
1983	11	877	4228	384.4
1982	11	825	3731	339.2
1981	11	917	4332	393.8
1980	11	825	4526	411.5
1979*	12	870	3919	326.6
1978	11	798	4105	373.2
1977	11	818	3346	304.2
1976	11	811	3894	354.0
1975	11	806	3878	352.5
1974	11	828	4092	372.0
1973	11	834	4550	413.6
1972	11	830	3745	340.5
1971	11	826	3850	350.0
1970	11	866	3951	359.2
1969	10	776	3613	361.3
1968	11	770	3544	322.2
1967	10	687	2684	268.4
1966	10	709	3186	318.6
1965	10	698	3445	344.5
1964	10	606	3169	316.9
1963	10	743	3697	369.7
1962	10	706	3607	360.7
1961	10	698	3652	365.2
1960	10	654	3465	346.5
1959	10	647	3631	363.1
1958	11	714	3717	337.9
1957	10	675	3466	346.6
1956	10	614	3046	304.6
1955	10	620	3058	305.8

1954	10	568	2582	258.2
1953	10	633	2759	275.9
1952	10	714	2655	265.5
1951	10	674	2747	274.4
1950	11	624	2528	229.8
1949	11	742	2542	231.1
1948	11	700	2312	210.2
1947	10	671	2296	229.6
1946	9	577	2518	279.7
1945	10	-	1844	184.4

*bowl statistics not included

1949	22-257	11.7	n/a
1948	30-428	14.3	n/a
1947	26-388	14.9	n/a
1946	11-n/a	n/a	n/a

*bowl statistics not included

Note: TFL and SACK became official NCAA stats in 1981

MISCELLANEOUS (DEFENSE)

YEAR	INT-YDS	AVG	TD	TFL-YDS	SACK-YDS
2018	21-301	14.3	5	77-347	31-201
2017	14-193	13.8	1	67-328	28-201
2016	11-173	15.7	1	51-192	18-108
2015	14-154	11.0	1	66-320	27-215
2014	10-126	12.6	0	64-288	27-203
2013	5-0	0.0	0	76-222	18-91
2012	14-157	11.2	1	77-295	28-171
2011	12-210	17.5	1	100-387	34-213
2010	9-72	8.0	1	76-326	34-224
2009	11-159	14.5	2	85-290	31-195
2008	24-419	17.5	3	91-404	35-270
2007	10-144	14.4	0	66-322	22-165
2006	21-330	15.7	3	70-244	26-136
2005	15-392	26.1	2	88-326	32-198
2004	10-166	16.6	1	69-343	37-247
2003	14-219	15.6	1	83-412	38-296
2002	15-298	19.9	3	106-494	44-349
2001	8-63	7.9	1	88-339	25-201
2000	11-78	7.1	1	104-509	44-341
1999	17-459	27.0	5	127-576	53-342
1998	14-172	12.3	2	125-575	35-266
1997	4-10	2.5	0	95-392	31.5-253
1996*	11-91	8.3	1	75-345	36-n/a
1995	5-11	2.2	0	96-n/a	33.5-n/a
1994	14-177	12.6	3	92-n/a	40-n/a
1993*	16-134	8.4	2	84-n/a	30-n/a
1992	7-46	6.6	1	89-n/a	29-n/a
1991*	22-292	13.3	1	86-n/a	37-n/a
1990*	9-161	17.9	1	77.5-n/a	30-n/a
1989	11-52	4.7	0	92-n/a	28-n/a
1988	12-113	9.4	0	69-n/a	27-n/a
1987	17-88	5.2	1	69-n/a	33-n/a
1986	13-69	5.3	0	55-n/a	24-n/a
1985	15-72	4.8	0	69-n/a	19-n/a
1984	8-31	3.9	0	45-n/a	18-n/a
1983	20-200	10.0	2	66-n/a	29-n/a
1982	15-101	6.7	2	76-n/a	36-n/a
1981	7-65	9.3	0	66-n/a	
1980	8-100	12.5	1		
1979*	9-238	26.4	1		
1978	18-360	20.0	2		
1977	12-138	11.5	0		
1976	17-228	13.4	0		
1975	15-203	13.5	0		
1974	18-159	8.8	n/a		
1973	17-158	9.3	0		
1972	14-172	12.3	1		
1971	18-147	8.2	n/a		
1970	22-235	10.7	n/a		
1969	20-162	8.1	2		
1968	22-325	14.8	1		
1967	19-275	14.5	1		
1966	16-266	16.6	2		
1965	18-243	13.5	n/a		
1964	18-127	7.1	n/a		
1963	16-215	13.4	n/a		
1962	5-35	7.0	n/a		
1961	13-87	6.7	n/a		
1960	6-37	6.2	n/a		
1959	9-115	12.8	n/a		
1958	11-269	24.5	2		
1957	15-86	5.7	n/a		
1956	14-223	15.9	n/a		
1955	9-150	16.7	n/a		
1954	13-222	17.1	n/a		
1953	23-299	13.0	n/a		
1952	20-186	9.3			
1951	20-285	14.3	n/a		
1950	18-318	17.7	n/a		



LONGEST PLAYS

RUNS FROM SCRIMMAGE

- 98 Bill Powell vs. Oregon State, Oct. 27, 1951
- 96 John Wilson vs. San Jose State, Sept. 25, 1954
- 93 Jahvid Best at UCLA, Oct. 17, 2009
- 92 Joe Kapp vs. Oregon, Oct. 25, 1958
- 91 Jerry Drew vs. Pennsylvania, Oct. 10, 1953
- 90 Heine Heitmuller vs. Perris Indians, Nov. 28, 1902
- 90 Tyrone Moore vs. Arizona State, Nov. 14, 1987
- 90 Tarik Smith vs. San Diego State, Sept. 14, 1996
- 89 J.J. Arrington at Air Force, Sept. 4, 2004
- 87 Joe Stuart vs. Coast Guard, Nov. 4, 1944
- 86 Jahvid Best at Washington State, Sept. 6, 2008
- 85 Benny Lom vs. USC, Nov. 22, 1929
- 84 Jim Monachino vs. Stanford, Nov. 19, 1949
- 84 Don Johnson vs. Minnesota, Oct. 4, 1952
- 84 Jahvid Best vs. Washington, Dec. 6, 2008

PASS PLAYS

- 92 Jared Goff to Daniel Lasco vs. Colorado, Sept. 27, 2014
- 90 Zach Maynard to Keenan Allen at Washington, Sept. 24, 2011
- 89 Jared Goff to Chris Harper vs. Washington State, Oct. 5, 2013
- 88 Joe Roth to Wesley Walker vs. Georgia, Sept. 11, 1976
- 85 Charlie Young to Oliver Hillmon vs. Oregon State, Oct. 15, 1977
- 84 Pat Barnes to Na'il Benjamin vs. Fresno State, Sept. 9, 1995
- 83 Kyle Boller to Drae Harris vs. Oregon State, Nov. 6, 1999
- 83 Charlie Young to Floyd Eddings vs. Oregon State, Oct. 15, 1977
- 83 Bob Powell to Bob Edmonston vs. St. Mary's, Sept. 22, 1945
- 81 Kyle Boller to Derek Swafford vs. Oregon State, Nov. 4, 2000
- 80 Jared Goff to Bryce Treggs at Oregon, Nov. 7, 2015
- 80 Jared Goff to Bryce Treggs at Arizona, Sept. 20, 2014
- 80 Aaron Rodgers to Geoff McArthur vs. UCLA, Oct. 16, 2004
- 80 Gale Gilbert to David Lewis vs. Arizona, Oct. 1, 1983
- 80 Rich Campbell to Holden Smith vs. Arizona, Oct. 14, 1978
- 80 Joe Kapp to Hank Olguin vs. Washington, Nov. 16, 1957
- 80 Jackie Jensen to Paul Keckley vs. Stanford, Nov. 22, 1947

PUNTS

- 89 Scott Tabor vs. USC, Sept. 26, 1987
- 84 Dan Melville vs. Nebraska, Sept. 9, 1978
- 78 Scott Tabor vs. Washington, Oct. 4, 1986
- 76 Bryan Anger vs. Stanford, Nov. 22, 2008
- 75 Bryan Anger vs. Stanford, Nov. 22, 2008
- 75 Ryan Longwell vs. USC, Oct. 30, 1993
- 73 Andrew Larson vs. Oregon State, Oct. 13, 2007
- 73 Steven Coutts vs. Oregon, Sept. 29, 2018
- 72 Bryan Anger at UCLA, Oct. 17, 2009
- 72 Bryan Anger vs. Arizona State, Oct. 4, 2008
- 72 Andrew Larson vs. Stanford, Dec. 2, 2006
- 72 Ryan Longwell vs. Navy, Dec. 25, 1996 (Aloha Bowl)
- 72 Arleigh Williams vs. USC, Oct. 28, 1933
- 71 Bryan Anger vs. Stanford, Nov. 20, 2010

FIELD GOALS

- 55 Robbie Keen vs. Washington, Nov. 12, 1988
- 55 Tom Schneider vs. Stanford, Dec. 2, 2006
- 54 Archie Nisbet vs. Washington State, Nov. 4, 1922
- 54 Ron Vander Meer vs. Illinois, Oct. 5, 1974
- 54 Mick Luckhurst vs. Oregon State, Oct. 18, 1980
- 54 Randy Pratt vs. UCLA, Oct. 22, 1983
- 54 Giorgio Tavecchio at Oregon, Oct. 6, 2011
- 53 Leland Rix vs. Oregon State, Oct. 11, 1986
- 53 Robbie Keen vs. Wisconsin, Sept. 23, 1989
- 53 Ryan Longwell vs. San Diego State, Sept. 14, 1996
- 53 Tyler Fredrickson at Oregon, Nov. 8, 2003
- 53 Giorgio Tavecchio vs. Washington, Nov. 27, 2010
- 52 Jim Breech vs. Stanford, Nov. 20, 1976
- 52 Joe Cooper vs. Georgia Tech, Sept. 16, 1978

- 52 Leland Rix vs. Arizona, Oct. 25, 1986
- 52 Robbie Keen vs. USC, Nov. 5, 1988
- 52 Doug Brien vs. Washington, Oct. 9, 1993
- 52 Vincenzo D'Amato vs. Washington State, Oct. 13, 2012
- 52 Matt Anderson vs. Arizona, Oct. 21, 2017
- 51 Mark Jensen at Michigan State, Sept. 14, 2002
- 51 Tyler Fredrickson vs. USC, Sept. 27, 2003
- 51 Giorgio Tavecchio at Arizona State, Oct. 31, 2009
- 51 Vincenzo D'Amato at UCLA, Oct. 12, 2013
- 50 Ron Miller vs. Syracuse, Oct. 26, 1968
- 50 Ron Miller vs. Oregon, Nov. 16, 1968
- 50 Jim Breech vs. Washington State, Sept. 27, 1975
- 50 Randy Pratt vs. San Jose State, Sept. 17, 1983
- 50 Robbie Keen vs. San Jose State, Oct. 7, 1989
- 50 Robbie Keen vs. Washington, Oct. 21, 1989
- 50 Robbie Keen vs. Stanford, Nov. 17, 1990
- 50 Doug Brien vs. Washington, Oct. 19, 1991
- 50 Doug Brien vs. San Jose State, Sept. 5, 1992
- 50 Mark Jensen at Oregon State, Oct. 26, 2002

KICK RETURNS

- 102 Ed Solinsky vs. California Aggies, Oct. 16, 1937
- 102 Frank Brunk vs. USC, Oct. 15, 1949
- 100 Deltha O'Neal vs. Navy, Dec. 25, 1996 (Aloha Bowl)
- 100 Deltha O'Neal vs. Stanford, Nov. 20, 1999
- 100 Trevor Davis at Washington State, Oct. 4, 2014
- 99 Russell White vs. Miami, Sept. 15, 1990
- 98 Don Johnson vs. UCLA, Nov. 1, 1952
- 98 Trevor Davis at Washington State, Oct. 4, 2014
- 94 LaShaun Ward vs. Arizona, Nov. 16, 2002
- 92 Tom Blanchfield vs. San Jose State, Oct. 19, 1963
- 90 Lavelle Hawkins vs. Louisiana Tech, Sept. 15, 2007
- 89 Ashtyn Davis vs. Idaho State, Sept. 15, 2018
- 88 Brendan Bigelow vs. Presbyterian, Sept. 17, 2011

PUNT RETURNS

- 108 Don Guest vs. Washington State, Sept. 17, 1966 (Missed FG Attempt)
- 105 Bobby Sherman vs. Stanford, Nov. 8, 1902
- 95 DeSean Jackson at Arizona, Nov. 11, 2006
- 92 Grover Garvin vs. Washington State, Sept. 19, 1959
- 90 Jemeel Powell at Michigan State, Sept. 14, 2002
- 84 Jemeel Powell vs. Stanford, Nov. 23, 2002
- 83 Jemeel Powell at USC, Oct. 28, 2000
- 80 Leroy Sharp vs. Olympic Club, Oct. 2, 1915
- 79 Tim Mixon vs. Illinois, Sept. 17, 2005
- 77 DeSean Jackson vs. Tennessee, Sept. 1, 2007
- 76 Jeremy Ross vs. Washington State, Oct. 24, 2009

INTERCEPTION RETURNS

- 100 Jim Jurkovich vs. USC, Nov. 9, 1940
- 100 John Hardy at Wisconsin, Sept. 8, 1990
- 100 Deltha O'Neal vs. Oregon, Nov. 13, 1999
- 100 Matt Nixon vs. Baylor, Aug. 31, 2002
- 90 Bobby Smith vs. Oregon, Nov. 13, 1965
- 90 Syd'Quan Thompson at Washington State, Sept. 6, 2008
- 85 Charley Erb vs. Olympic Club, Sept. 25, 1920
- 85 Perry Thomas vs. St. Mary's, Sept. 25, 1937
- 85 Will Lotter vs. UCLA, Nov. 6, 1948
- 85 Nnamdi Asomugha at Arizona State, Nov. 9, 2002
- 82 John Cunningham vs. Washington State, Oct. 4, 1947



THE LAST TIME

CAL TEAM

Kickoff Return for TD89, Ashtyn Davis vs. Idaho State, Sept. 15, 2018
 Punt Return for TD 69, Keenan Allen vs. Southern Utah, Sept. 8, 2012
 Interception Return for TD35, Ashtyn Davis vs. Colorado, Nov. 24, 2018
 Fumble Return for TD 26, Gerran Brown vs. Washington State, Oct. 13, 2017
 Scored 50+ Points52, vs. Oregon, Oct. 21, 2016
 Back-To-Back 50+ Points .. 55 vs. Air Force, Dec. 29, 2015/51 vs. Hawai'i, Aug. 26, 2016
 Shutout at home vs. Arizona, Oct. 1, 2005 (28-0)
 Shutout at home (Pac-10/12) vs. Arizona, Oct. 1, 2005 (28-0)
 Shutout on road at Arizona, Oct. 23, 2004 (38-0)
 Shutout on road (Pac-10/12)..... at Arizona, Oct. 23, 2004 (38-0)
 Overtime Game vs. TCU, Dec. 26, 2018 (L, 7-10, OT)
 300+ yards rushing 305, at Oregon State, Oct. 20, 2018
 400+ yards rushing431, vs. Washington, Dec. 6, 2008
 <25 yards rushing.....-40, at Washington, Oct. 7, 2017
 400+ yards passing 425, at Washington State, Nov. 12, 2016
 500+ yards passing 522, at San Diego State, Sept. 10, 2016
 <100 yards passing 93, at USC, Nov. 10, 2018
 500+ yards total offense 539, at Oregon State, Oct. 20, 2018
 600+ yards total offense 636, vs. Oregon, Oct. 21, 2016
 <200 yards total offense93, at Washington, Oct. 7, 2017
 <150 yards total offense93, at Washington, Oct. 7, 2017
 Beat a Top 20 team at home vs. No. 15/13 Washington, Oct. 27, 2018 (12-10)
 Beat a Top 15 team at home vs. No. 15/13 Washington, Oct. 27, 2018 (12-10)
 Beat a Top 10 team at home vs. No. 8/9 Washington State, Oct. 13, 2017 (37-3)
 Beat a Top 5 team at homevs. No. 3 USC, Sept. 27, 2003 (34-31, 3ot)
 Beat a Top 20 team on the road at No. 14 Stanford, Nov. 21, 2009 (34-28)
 Beat a Top 15 team on the road at No. 14 Stanford, Nov. 21, 2009 (34-28)
 Beat a Top 10 team on the road at No. 10 Indiana, Nov. 27, 1969 (17-14)
 Beat a Top 5 team on the road at No. 3 Stanford, Nov. 24, 1951 (20-7)
 Forced 5 or more turnovers 5, vs. Colorado, Nov. 24, 2018
 Forced 7 or more turnovers 7, vs. Washington State, Oct. 13, 2017
 Had 4 or more interceptions4, vs. TCU, Dec. 26, 2018
 Had 5 or more interceptions 5, vs. Washington State, Oct. 13, 2017
 Had 0 TO vs. Colorado, Nov. 24, 2018
 Had 5 or more sacks 7, at Oregon State, Oct. 20, 2018
 Blocked a puntat Oregon, Nov. 7, 2015
 Blocked 2+ punts.....2, at Oregon, Nov. 7, 2015
 Won without scoring an offensive touchdownvs. Washington, Oct. 27, 2018

CAL INDIVIDUAL RUSHING

Rushed for 200+ yards 214, Patrick Laird vs. Oregon State, Nov. 4, 2017
 Two 100-yd rushers in gameKhalfani Muhammad/Tre Watson, vs. Oregon, Oct. 21, 2016
 Had a run of 50+ yards 62, Patrick Laird, vs. Stanford, Dec. 1, 2018
 Had a run of 75+ yards81, Brendan Bigelow at Ohio State, Sept. 15, 2012
 Had 30+ rushing attempts32, Patrick Laird at UCLA, Nov. 24, 2017
 Had 35+ rushing attempts 42, Shane Vereen at Stanford, Nov. 21, 2009
 Had 40+ rushing attempts 42, Shane Vereen at Stanford, Nov. 21, 2009
 Had 3+ TD rushes 3, Patrick Laird vs. Weber State, Sept. 9, 2017
 Had 4+ TD rushes 5, Jahvid Best at Minnesota, Sept. 19, 2009
 Had 5+ TD rushes 5, Jahvid Best at Minnesota, Sept. 19, 2009

CAL INDIVIDUAL PASSING

Passed for 350+ yards 359, Ross Bowers at Colorado, Oct. 28, 2017
 Passed for 400+ yards425, Davis Webb at Washington State, Nov. 16, 2016
 Passed for 500+ yards522, Davis Webb at San Diego State, Sept. 10, 2016
 Had 30+ completions 32, Brandon McIlwain at Arizona, Oct. 6, 2018
 Had 50+ attempts 52, Ross Bowers at Colorado, Oct. 28, 2017
 Completed a pass of 50+ yards.....55, Garbers to Wharton, at Oregon State, Oct. 20, 2018
 Completed a pass of 75+ yards 75, Bowers to Noa, at Oregon, Sept. 30, 2017
 Had 4+ TD passes..... 4, Ross Bowers at North Carolina, Sept. 2, 2017

CAL INDIVIDUAL RECEIVING

Had 10+ receptions 10, Chad Hansen vs. UCLA, Nov. 26, 2016
 Had 100+ yards receiving121, Vic Wharton III, Nov. 4, 2017
 Had 150+ yards receiving 156, Vic Wharton III at North Carolina, Sept. 2, 2017
 Had 3+ TD catches 3, Kenny Lawler vs. Air Force, Dec. 29, 2015

CAL INDIVIDUAL DEFENSE

Had 15+ tackles..... 17, Evan Weaver vs. Stanford, Dec. 1, 2018
 Had 20+ tackles..... 22, Jordan Kunaszyk vs. UCLA, Oct. 13, 2018
 Had 2+ interceptions3, Jaylenn Hawkins vs. TCU (Cheez-It Bowl), Dec. 26, 2018
 Had 5+ tackles for loss.....5, Tully Banta-Cain vs. New Mexico State, Sept. 7, 2002
 Had 4+ sacks 4.5, Tully Banta-Cain vs. New Mexico State, Sept. 7, 2002
 Blocked a punt Hamilton Anoa'i, at Oregon, Nov. 7, 2015
 Blocked a field goalCameron Walker vs. Washington, Oct. 11, 2014
 Blocked an extra point Luc Bequette vs. Idaho State, Sept. 15, 2018
 Recorded a safety Team vs. USC, Nov. 10, 2018

CAL INDIVIDUAL MISCELLANEOUS

Scored 4+ TDs.....4, Trevor Davis at Washington State, Oct. 4, 2014
 Punted the ball 70+ yards 73, Steven Coutts vs. Oregon, Sept. 29, 2018
 Kicked a 50+ yard FG52, Matt Anderson vs. Arizona, Oct. 21, 2017
 Made 5+ FG5, Matt Anderson vs. UCLA, Nov. 26, 2016
 Returned a blkd FG for a TD.....Zack Follett at Washington State, Sept. 6, 2008
 Returned PAT for a score Wendell Hunter at Southern Miss, Dec. 6, 2004 (blocked)
 Returned a blkd punt for a TD.....Chris Conte vs. Arizona State, Oct. 23, 2010
 Made a game-winning walk-off FG... Matt Anderson vs. Arizona State, Nov 28, 2015

THE LAST TIME

OPPONENT TEAM

Kickoff Return for TD75, Kaleb Fossum, at Washington State, Nov. 12, 2016
 Punt Return for TD58, Charles Nelson vs. Oregon, Oct. 24, 2014
 Interception Return for TD..... 24, Scottie Young, Jr., at Arizona, Oct. 6, 2018
 Fumble Return for TD38, Keisan Lucier-South, vs.UCLA, Oct. 13, 2018
 Scored 50+ Points56, at Washington State, Nov. 12, 2016
 Shutout by at home vs. Arizona State, Sept. 25, 1982 (15-0)
 Shutout by on roadat Nebraska, Sept. 11, 1999 (45-0)
 Shutout by on road (Pac-10) at USC, Oct. 22, 1994 (61-0)
 Rushed for 300+ yards 345, vs. Arizona, Oct. 21, 2017
 Rushed for <25 yards 23, vs. Washington State, Oct. 13, 2017
 Passed for 300+ yards 333, at Washington State, Nov.3, 2018
 Passed for 400+ yards 431, vs. Weber State, Sept. 9, 2017
 Passed for <100 yards28, vs. TCU, Dec. 26, 2018
 500+ yards total offense553, at Colorado, Oct. 28, 2017
 600+ yards total offense 654, at Washington State, Nov. 12, 2016
 <200 yards total offense 178, vs. Utah, Oct. 22, 2011
 <150 yards total offense48, vs. Presbyterian, Sept. 17, 2011
 Forced 4 or more turnovers..... 5, vs. TCU, Dec. 17, 2018
 Forced 5 or more turnovers..... 5, vs. TCU, Dec. 26, 2018
 Had 4 or more interceptions 5, vs. TCU, Dec. 26, 2018
 Had 5 or more interceptions 5, vs. TCU, Dec. 26, 2018
 Had 5 or more sacks 5, vs. TCU, Dec. 26, 2018
 Had 0 TO vs. UCLA, Oct. 13, 2018

OPPONENT INDIVIDUAL RUSHING

Rushed for 200+ yards 284, Christian McCaffrey, vs. Stanford, Nov. 19, 2016
 Had a run of 50+ yards..... 74, CJ Verdell, vs. Oregon, Sept. 29, 2018
 Had a run of 75+ yards 76, Khalil Tate, vs. Arizona, Sept. 21, 2017
 Had 30+ rushing attempts 32, Sewo Olonilua, vs. TCU, Dec. 26, 2018
 Had 35+ rushing attempts ...42, Yvenson Bernard, vs. Oregon State, Oct. 15, 2005
 Had 40+ rushing attempts42, Yvenson Bernard, vs. Oregon State, Oct. 15, 2005

OPPONENT INDIVIDUAL PASSING

Passed for 350+ yards363, Shea Patterson. vs. Ole Miss, Sept. 16, 2017
 Passed for 400+ yards431, Stefan Cantwell. vs. Weber State, Sept. 9, 2017
 Had 30+ completions 36, Luke Falk. at Washington State, Nov. 12, 2016
 Had 50+ attempts 50, Luke Falk. at Washington State, Nov. 12, 2016
 Comp. a pass of 50+ yards .63, T. Gueller to M. Gueller, vs. Idaho State, Sept. 15, 2018
 Comp. a pass of 75+ yards 83, Stewart to Lesler, vs. BYU, Nov. 29, 2014
 Had 4+ TD passes 5, Luke Falk. at Washington State, Nov. 12, 2016

OPPONENT INDIVIDUAL RECEIVING

Had 10+ receptions12, Jordan Lasley at UCLA, Nov. 24, 2017
 Had 100+ yards receiving109, Arcega-Whiteside vs. Stanford, Dec. 1, 2018
 Had 150+ yards receiving 156, Mitch Gueller vs. Idaho State, Sept. 15, 2018
 Had 200+ yards receiving227, Jordan Lasley at UCLA, Nov. 24, 2017
 Had 3+ TD catches3, River Cracraft at Washington State, Nov. 12, 2016

OPPONENT INDIVIDUAL DEFENSE

Had 15+ tackles 15, Kenny Young, at UCLA, Nov. 24, 2017
 Had 20+ tackles 20, Manase Hungalu, vs. Oregon State, Nov. 4, 2017
 Had 2+ interceptions 2, Paulson Adebo., vs. Stanford, Dec. 1, 2018
 Had 5+ tackles for loss5.0, Eric Manning, at Oregon State, Oct. 26, 2002
 Had 4+ sacks 4.5, Derrick Rodgers, at Arizona State, Nov. 9, 1996
 Blocked a punt Brandon Jones, vs. Texas, Sept. 17, 2016
 Blocked a field goalBrian Blechen, vs. Utah, Oct. 22, 2011
 Blocked an extra point.....McKay Murphy vs. Weber State, Sept. 9, 2017
 Recorded a safety Team, vs. Texas, Sept. 17, 2016

OPPONENT INDIVIDUAL MISCELLANEOUS

Scored 4+ touchdowns 4, Reymound Wright, vs Stanford, Nov. 22, 2014
 Punted the ball 60+ yards 84, Jake Bailey, vs. Stanford, Dec. 1, 2018
 Kicked a 50+ yard field goal 50, Trent Dominique, vs. Texas, Sept. 17, 2016
 Made 3+ field goals 3, Jet Toner, vs. Stanford, Dec. 1, 2018
 Returned a blkd FG for a TDBrandon Chillar, at UCLA, Oct. 18, 2003
 Returned a PAT for a scoreCorey Ivy, vs. Oklahoma, Sept. 20, 1997 (blocked)
 Returned a blkd punt for a TD..... Josh Shaw, vs. USC, Nov. 9, 2013

BIG GAME HISTORY & RECORDS



Photo by Robert Stinnett

BIG GAME HISTORY

California and Stanford will play the 122nd Big Game to continue one of the greatest rivalries in college football at Stanford Stadium on Nov. 23, 2019. The series dates back to 1892 and is tied for both the sixth-longest active running as well as the sixth-longest overall between Football Bowl Subdivision (FBS) teams. The Big Game has featured some of the most memorable finishes in the history of college football as well as arguably the most iconic moment in the sport's history with The Play in 1982. Cal enters this year's matchup trailing the all-time series, 64-46-11.

The status of the rivalry as one of the nation's truly great sporting spectacles was established in the very first game, when Stanford upset Cal, 14-10, on March 19, 1892, in a contest played on a field at the corner of Haight and Stanyan streets in San Francisco. Stanford manager Herbert C. Hoover, later to become the 31st president of the United States, and his Cal counterpart counted the gate receipts and reported a then-staggering sum of \$30,000.

The game continued to grow in popularity with capacity crowds becoming the norm. In 1923, the Golden Bears opened California Memorial Stadium

with a 9-0 win over Stanford to cap an undefeated season. Stanford and Cal also opened Stanford Stadium in 1921 with the Bears winning, 42-7, en route to the Rose Bowl.

Cal achieved great success in the series under Pappy Waldorf, who retired with a 7-1-2 record vs. Stanford from 1947-56. The 1949 game was highlighted by Jim Monachino's 84-yard run – still the longest rush by a Cal player in Big Game history.

The series has been a remarkably close rivalry, with the Big Game having been determined by a touchdown or less 53 times.

Five Big Games have been won on the final play, starting with the 1972 meeting in Berkeley. Cal faced fourth down from the Stanford seven-yard line with three seconds to go. But Vince Ferragamo completed a touchdown pass to a diving Steve Sweeney, giving the Bears a 24-21 win.

Two years later, Stanford's Mike Langford booted a 50-yard field goal as time expired to lift the Cardinal to a 22-20 decision over the Bears.

In 1982, Cal won on the five-lateral, 57-yard kickoff return that will forever be remembered simply as The Play. Trailing 20-19, the Bears received Stan-

ford's kickoff with just four seconds remaining and proceeded to travel the length of the field, marching through the Stanford Band to produce an improbable 25-20 victory.

The Cardinal prevailed in 1990 by scoring nine points in the final 12 seconds. John Hopkins connected on a 37-yard field goal as time ran out for a 27-25 win.

For the 100th renewal of the series, the teams donned uniforms representative of the ones they wore more than a half-century earlier. On the night prior to the contest on Nov. 21, 1997, a gala event dubbed the "Big Auction" raised more than \$1 million in scholarship funds for each school.

In 2000, Cal and Stanford played the first overtime game in the history of the series, with the Cardinal emerging 36-30 winners when Randy Fasani found Casey Moore for a 25-yard score in the extra period.

In last year's Big Game at Cal, the Cardinal won, 23-13, increasing its win streak in the series to nine, its longest in the history of the series.

Cal won seven of eight from 2002-09 starting with a series-best five-game win streak through 2006.

BIG GAME RECORDS

RUSHING

Cal: 390, Nov. 19, 1949
Stanford: 357, Nov. 19, 2016
Both Teams: 565, Nov. 24, 1956 (Cal 181, Stanford 284)
Cal Individual: 226, Joe Igber, Nov. 23, 2002 (26 attempts)
Stanford Individual: 284, Christian McCaffrey, Nov. 19, 2016
Cal Longest Rush: 84, Jim Monachino, Nov. 19, 1949
Stanford Longest Rush: 90, Christian McCaffrey, Nov. 19, 2016

PASSING

Cal: 397, Nov. 21, 2015
Stanford: 417, Nov. 23, 2013
Cal Individual: 393, Davis Webb, Nov. 19, 2016
Stanford Individual: 401, Dick Norman, Nov. 21, 1959
Cal Longest Pass: 80, Jackie Jensen to Paul Keckley, Nov. 22, 1947
Stanford Longest Pass: 82, Brian Johnson to Walter Batson, Nov. 21, 1987

RECEIVING

Cal Individual (Yards): 245, Geoff McArthur, Nov. 22, 2003 (16 receptions)
Stanford Individual (Yards): 160, Ty Montgomery, Nov. 23, 2013 (5 receptions)
Cal Individual (Receptions): 16, Geoff McArthur, Nov. 22, 2003
Stanford Individual (Receptions): 12, Chris Burford, Nov. 21, 1959

TOTAL OFFENSE

Cal: 560, Nov. 20, 1993
Stanford: 603, Nov. 23, 2013
Both Teams: 1,038, Nov. 19, 2016 (Stanford 555, Cal 483)
Cal Individual: 414, Aaron Rodgers, Nov. 22, 2003
Stanford Individual: 409, Jim Plunkett, Nov. 22, 1969

SCORING

Cal: 48, Nov. 22, 1975 (48-15)
Stanford: 63, Nov. 23, 2013 (63-13)
Cal Individual: 24, Chuck Muncie, Nov. 22, 1975; 24, Lindsey Chapman, Nov. 20, 1993
Stanford Individual: 24, Toby Gerhart, Nov. 21, 2009; 24, Ty Montgomery, Nov. 13, 2013; 24, Remound Wright, Nov. 22, 2014

MISCELLANEOUS

Longest Cal Punt: 76, Bryan Anger, Nov. 22, 2008
Longest Stanford Punt: 75, Dave Lewis, Nov. 21, 1964; 75, Stan Anderson, Nov. 19, 1932
Longest Cal Field Goal: 55, Tom Schneider, Dec. 2, 2006
Longest Stanford Field Goal: 50, Mike Langford, Nov. 23, 1974
Longest Cal Kickoff Return: 100, Deltha O'Neal, Nov. 20, 1999
Longest Stanford Kickoff Return: 98, Christian McCaffrey, Nov. 21, 2015
Longest Cal Punt Return: 105, Bobby Sherman, Nov. 8, 1902
Longest Stanford Punt Return: 76, Glyn Milburn, Nov. 21, 1992
Longest Cal Interception Return: 75, Steve Bancroft, Nov. 24, 1928
Longest Stanford Interception Return: 71, Gordy Riegel, Nov. 18, 1972

THE STANFORD AXE

The Stanford Axe, the trophy awarded to the winner of the Big Game every year, actually made its debut on the eve of a baseball game between the rival universities on April 13, 1899. On that afternoon at a pre-game rally, a group of Stanford students introduced the instrument to decapitate a straw man adorned in California blue and gold, much to the delight of the Indian faithful who chanted "Give 'em the axe" while the proceedings continued.

The next day, Stanford rooters taunted their Cal counterparts by cutting pieces of blue and gold ribbon with The Axe and using it to chop at a designated piece of wood whenever the Indians made a good play.

Cal rallied for an upset over Stanford and the Bears' fans were so overcome with emotion that a group of Cal men wrestled The Axe away from the Stanford students and smuggled it across the bay via ferry. The Axe was placed in a safe at a Berkeley bank, to be removed once a year for the Axe Rally.

By 1933, both sides decided that The Axe would make an ideal Big Game trophy. It was mounted on a plaque that lists the scores of each game since 1933.



THE LAST TIME

SCORING

Cal scored 40 points: 41, Nov. 20, 2004 (41-6)
Stanford scored 40 points: 45, Nov. 19, 2016 (45-31)
Both teams scored 60 combined points: 76, Stanford (45-31), Nov. 19, 2016
Cal shutout Stanford: Nov. 22, 1952 (26-0)
Stanford shutout Cal: Nov. 20, 1971 (14-0)

RUSHING

Cal rushed for 200+ yards: 242, Nov. 21, 2009
Stanford rushed for 200+ yards: 357, Nov. 19, 2016
Cal rushed for 300+ yards: 307, Nov. 20, 2004
Stanford rushed for 300+ yards: 357, Nov. 19, 2016
Both teams rushed for 500+ combined yards: 565, Nov. 24, 1956 (Stanford 284, Cal 281)
Cal player rushed for 100+ yards: 116, Patrick Laird, Dec. 1, 2018
Stanford player rushed for 100+ yards: 101, Bryce Love, Nov. 18, 2017
Cal player had a rush of 50+ yards: 62, Patrick Laird, Dec. 1, 2018
Stanford player had a rush of 50+ yards: 57, Bryce Love, Nov. 18, 2017

RECEIVING

Cal player caught 10+ passes: 16, Geoff McArthur, Nov. 22, 2003
Stanford player caught 10+ passes: 10, Gene Washington, Nov. 18, 1967
Cal player caught passes for 100+ yards: 114, Chad Hansen, Nov. 19, 2016
Stanford player caught passes for 100+ yards: 109, JJ Arcega-Whiteside, Dec. 1, 2018
Cal player caught passes for 150+ yards: 245, Geoff McArthur, Nov. 22, 2003
Stanford player caught passes for 150+ yards: 160, Ty Montgomery, Nov. 23, 2013

PASSING

Cal passed for 300+ yards: 393, Nov. 19, 2016
Stanford passed for 300+ yards: 417, Nov. 23, 2013
Both teams passed for 600+ combined yards: 727, Nov. 23, 2013 (Stanford 417, Cal 310)
Cal player passed for 300+ yards: 393, Davis Webb, Nov. 19, 2016
Stanford player passed for 300+ yards: 329, Kevin Hogan, Nov. 23, 2013
Cal player completed a pass of 50+ yards: 70, Davis Webb to Chad Hansen, Nov. 19, 2016
Stanford player completed a pass of 50+ yards: 59, Keller Chryst to JJ Arcega-Whiteside, Nov. 19, 2016
Cal player completed a pass of 75+ yards: 80, Jackie Jensen to Paul Keckley, Nov. 22, 1947
Stanford player completed a pass of 75+ yards: 75, Randy Fasani to Luke Powell, Nov. 18, 2000

TOTAL OFFENSE

Cal had 400+ yards: 483, Nov. 19, 2016
Stanford had 400+ yards: 555, Nov. 19, 2016
Cal had 500+ yards: 533, Nov. 22, 2003
Stanford had 500+ yards: 555, Nov. 19, 2016
Both teams had 900+ combined yards: 1,038, Nov. 19, 2016 (Stanford 555, Cal 483)
Both teams had 1,000+ combined yards: 1,038, Nov. 19, 2016 (Stanford 555, Cal 483)
Cal player had 300+ yards: 395, Davis Webb, Nov. 19, 2016
Stanford player had 300+ yards: 328, Kevin Hogan, Nov. 23, 2013

MISCELLANEOUS

Cal player punted the ball 60+ yards: 71, Bryan Anger, Nov. 20, 2010
Stanford player punted the ball 60+ yards: 84, Jake Bailey, Dec. 1, 2018
Cal player made a field goal of 50+ yards: 55, Tom Schneider, Dec. 2, 2006
Stanford player made a field goal of 50+ yards: 50, Mike Langford, Nov. 23, 1974

CAL HISTORY



JACKIE JENSEN
Running Back
1946-48



YEAR-BY-YEAR RECORDS

YEAR	-----OVERALL-----					COACH
	W	L	T	PF	PA	
1886	6	2	1	88	35	O.S. Howard
1887	4	0	0	66	12	None
1888	6	1	0	104	10	
1890	4	0	0	45	4	
1891	0	1	0	0	36	
1892 Sp	4	2	0	82	24	
1892 Fa	2	1	1	44	34	Thomas McClung
1893	5	1	1	110	60	W.W. Heffelfinger
1894	0	1	2	12	18	Charles Gill
1895	3	1	1	46	10	Frank Butterworth
1896	6	2	2	150	56	
1897	0	3	2	8	58	Charles P. Nott
1898	8	0	2	221	5	Garrett Cochran
1899	7	1	1	142	2	
1900	4	2	1	53	7	Addison Kelly
1901	9	0	1	106	15	Frank Simpson
1902	8	0	0	168	12	James Whipple
1903	6	1	2	128	12	
1904	6	1	1	75	24	James Hopper
1905	4	1	2	75	12	J.W. Knibbs
1915	8	5	0	242	184	

COACHING SUMMARY

COACH	YEARS	W	L	T	PCT
O.S. Howard	1886	6	2	1	.722
Thomas McClung	1892	2	1	1	.625
W.W. Heffelfinger	1893	5	1	1	.786
Charles Gill	1894	0	1	2	.333
Frank Butterworth	1895-96	9	3	3	.700
Charles Nott	1897	0	3	2	.200
Garrett Cochran	1898-99	15	1	3	.868
Addison Kelly	1900	4	2	1	.643
Frank Simpson	1901	9	0	1	.950
James Whipple	1902-03	14	1	2	.882
James Hooper	1904	6	1	1	.813
J.W. Knibbs	1905	4	1	2	.714
Oscar Taylor	1906-08	13	10	1	.563
James Schaeffer	1909-15	73	16	8	.794
Andy Smith	1916-25	74	16	7	.799
Nibs Price	1926-30	27	17	3	.606
Bill Ingram	1931-34	27	14	4	.644
Stub Allison	1935-44	58	42	2	.578
Lawrence Shaw	1945	4	5	1	.450
Frank Wickhorst	1946	2	7	0	.222
Pappy Waldorf	1947-56	67	32	4	.670
Pete Elliott	1957-59	10	21	0	.323
Marv Levy	1960-63	8	29	3	.238
Ray Willsey	1964-71	40	42	1	.488
Mike White	1972-77	35	30	1	.538
Roger Theder	1978-81	18	27	0	.400
Joe Kapp	1982-86	20	34	1	.373
Bruce Snyder	1987-91	29	24	4	.544
Keith Gilbertson	1992-95	20	26	0	.435
Steve Mariucci	1996	6	6	0	.500
Tom Holmoe	1997-2001*	12	43	0	.218
Jeff Tedford	2002-12	82	57	0	.590
Sonny Dykes	2013-16	19	30	0	.388
Justin Wilcox	2017-Present	12	13	0	.480

*includes four forfeits in 1999 for use of ineligible players

YEAR	-----OVERALL-----					-----CONFERENCE-----					FINISH, RANKING	COACH	
	W	L	T	PF	PA	W	L	T	PF	PA			
1916	6	4	1	192	103	0	3	0	24	66	4	PCC	Andy Smith
1917	5	5	1	149	104	2	1	0	41	24	2	PCC	
1918	7	2	0	187	62	2	0	0	73	0	1	PCC	
1919	6	2	1	147	64	2	2	0	35	45	3t	PCC	
1920	9	0	0	510	14	3	0	0	104	7	1t	PCC, National Champions	
1921	9	0	1	312	33	4	0	0	167	10	1t	PCC, National Champions	
1922	9	0	0	398	34	4	0	0	146	7	1t	PCC, National Champions	
1923	9	0	1	182	7	5	0	0	66	7	1t	PCC, National Champions	
1924	8	0	2	162	51	2	0	2	54	34	2	PCC	
1925	6	3	0	192	56	2	2	0	77	41	5	PCC	
1926	3	6	0	105	167	0	5	0	33	129	9	PCC	Nibs Price
1927	7	3	0	184	64	2	3	0	55	45	5t	PCC	
1928	6	2	2	141	36	3	0	2	45	16	2	PCC	
1929	7	1	1	155	78	4	1	0	95	46	3t	PCC	
1930	4	5	0	87	170	1	4	0	46	144	8t	PCC	
1931	8	2	0	106	41	4	1	0	50	13	2	PCC	Bill Ingram
1932	7	3	2	169	89	2	2	1	37	46	5t	PCC	
1933	6	3	2	161	39	2	2	2	51	19	6	PCC	
1934	6	6	0	176	110	3	2	0	69	37	5	PCC	
1935	9	1	0	163	22	4	1	0	55	22	1t	PCC	Stub Allison
1936	6	5	0	147	74	4	3	0	87	51	4	PCC	
1937	10	0	1	214	33	6	0	1	137	26	1	PCC, National Champions, 2 AP	
1938	10	1	0	219	44	6	1	0	107	37	1t	PCC, 14 AP	
1939	3	7	0	93	134	2	5	0	58	107	8	PCC	
1940	4	6	0	84	128	3	4	0	75	68	6	PCC	
1941	4	5	0	107	71	3	4	0	76	58	7	PCC	
1942	5	5	0	98	107	3	4	0	74	94	7	PCC	
1943	4	6	0	99	143	2	2	0	26	26	2	PCC	
1944	3	6	1	78	149	1	3	1	19	78	4	PCC	
1945	4	5	1	93	107	2	4	1	55	81	6	PCC	Buck Shaw
1946	2	7	0	112	169	1	6	0	85	128	9	PCC	Frank Wickhorst
1947	9	1	0	275	111	5	1	0	135	84	2t	PCC, 15 AP	Pappy Waldorf
1948	10	1	0	291	100	6	0	0	155	40	1t	PCC, 4 AP	
1949	10	1	0	319	131	7	0	0	220	80	1	PCC, 3 AP	
1950	9	1	1	224	90	5	0	1	124	28	1	PCC, 5 AP, 4 UPI	

CAL'S EARLY RUGBY YEARS

During these years, rugby was played instead of football.

	W	L	T	PF	PA
1882-83	2	1	1	24	13
1884	2	0	0	27	0
1885	4	0	1	23	0
1906	2	4	0	19	20
1907	4	3	0	67	42
1908	7	3	1	114	46
1909	12	3	1	268	57
1910	12	0	2	279	27
1911	11	2	1	256	34
1912	10	2	1	144	58
1913	6	3	3	105	110
1914	14	1	0	276	60



YEAR-BY-YEAR RECORDS

YEAR	-----OVERALL-----					-----CONFERENCE-----					FINISH	RANKING	COACH
	W	L	T	PF	PA	W	L	T	PF	PA			
1951	8	2	0	307	166	5	2	0	183	152	3	PCC, 12 AP	
1952	7	3	0	247	127	3	3	0	109	80	4	PCC	
1953	4	4	2	220	170	2	2	2	127	98	4	PCC	
1954	5	5	0	249	177	4	3	0	178	129	4	PCC	
1955	2	7	1	107	216	1	5	1	60	162	7t	PCC	
1956	3	7	0	135	181	2	5	0	95	142	8	PCC	
1957	1	9	0	109	176	1	6	0	97	123	7t	PCC	Pete Elliott
1958	7	4	0	207	200	6	1	0	127	85	1	PCC, 16 AP	
1959	2	8	0	115	223	1	3	0	39	70	4	AAWU	
1960	2	7	1	93	195	1	3	0	38	92	4	AAWU	Marv Levy
1961	1	8	1	118	268	1	3	0	57	97	4t	AAWU	
1962	1	9	0	143	247	0	4	0	35	115	6	AAWU	
1963	4	5	1	195	213	1	3	0	74	103	5	AAWU	
1964	3	7	0	152	187	0	4	0	61	93	8	AAWU	Ray Willsey
1965	5	5	0	125	194	2	3	0	50	112	5t	AAWU	
1966	3	7	0	131	197	2	3	0	76	102	5	AAWU	
1967	5	5	0	155	195	2	3	0	79	107	6	AAWU	
1968	7	3	1	243	114	2	2	1	99	85	4	Pac-8	
1969	5	5	0	180	182	2	4	0	101	123	6	Pac-8	
1970	6	5	0	272	249	4	3	0	166	123	2t	Pac-8	
1971	6	5	0	186	262	4	3	0	109	156	3t	Pac-8	
1972	3	8	0	228	314	3	4	0	163	208	5	Pac-8	Mike White
1973	4	7	0	245	380	2	5	0	168	272	5t	Pac-8	
1974	7	3	1	276	213	4	2	1	184	148	3t	Pac-8	
1975	8	3	0	330	233	6	1	0	235	133	1t	Pac-8, 14 AP, 15 UPI	
1976	5	6	0	230	226	3	4	0	115	124	4t	Pac-8	
1977	8	3	0	300	211	4	3	0	169	156	4	Pac-8, records include UCLA forfeit	
1978	6	5	0	236	289	3	4	0	124	204	6t	Pac-10	Roger Theder
1979	7	5	0	257	194	6	3	0	217	142	5	Pac-10, records include Oregon forfeit	
1980	3	8	0	194	328	3	5	0	149	223	9	Pac-10	
1981	2	9	0	197	287	2	6	0	132	204	8	Pac-10	
1982	7	4	0	220	233	4	4	0	135	209	6	Pac-10	Joe Kapp
1983	5	5	1	242	227	3	4	1	179	173	8	Pac-10	
1984	2	9	0	150	264	1	8	0	104	219	10	Pac-10	
1985	4	7	0	233	265	2	7	0	146	212	10	Pac-10	
1986	2	9	0	145	325	2	7	0	116	269	9	Pac-10	
1987	3	6	2	239	267	2	3	2	137	170	8	Pac-10	Bruce Snyder
1988	5	5	1	243	244	1	5	1	109	188	10	Pac-10	
1989	4	7	0	200	288	2	6	0	151	222	10	Pac-10	
1990	7	4	1	325	341	4	3	1	221	228	4	Pac-10	
1991	10	2	0	443	239	6	2	0	237	164	2t	Pac-10, 8 AP, 7 Coaches	
1992	4	7	0	284	284	2	6	0	197	204	9	Pac-10	Keith Gilbertson
1993	9	4	0	411	303	4	4	0	183	244	4t	Pac-10, 25 AP, 24 Coaches	
1994	4	7	0	212	248	3	5	0	130	205	5t	Pac-10	
1995	3	8	0	243	286	2	6	0	170	221	8t	Pac-10	
1996	6	6	0	382	407	3	5	0	224	288	5t	Pac-10	Steve Mariucci
1997	3	8	0	295	339	1	7	0	186	259	9	Pac-10	Tom Holmoe
1998	5	6	0	183	251	3	5	0	153	205	7	Pac-10	
1999	0	11	0	180	254	0	8	0	131	164	6t	Pac-10, records include four wins later forfeited	
2000	3	8	0	246	295	2	6	0	204	240	8t	Pac-10	
2001	1	10	0	201	431	0	8	0	148	333	10	Pac-10	
2002	7	5	0	427	318	4	4	0	256	238	4t	Pac-10	Jeff Tedford
2003	8	6	0	457	341	5	3	0	267	170	3t	Pac-10	
2004	10	2	0	441	192	7	1	0	287	103	2	Pac-10, 9 AP, 9 Coaches	
2005	8	4	0	395	254	4	4	0	243	190	4t	Pac-10, 25 AP, 25 Coaches	
2006	10	3	0	427	251	7	2	0	280	173	1t	Pac-10, 14 AP, 14 Coaches	
2007	7	6	0	381	348	3	6	0	218	241	7t	Pac-10	
2008	9	4	0	424	259	6	3	0	293	169	4	Pac-10, 25 Coaches	
2009	8	5	0	378	331	5	4	0	205	290	5t	Pac-10	
2010	5	7	0	310	271	3	6	0	175	209	8	Pac-10	
2011	7	6	0	368	314	4	5	0	223	227	4	Pac-12 North Division	
2012	3	9	0	276	397	2	7	0	174	300	5	Pac-12 North Division	
2013	1	11	0	276	551	0	9	0	175	425	6	Pac-12 North Division	Sonny Dykes
2014	5	7	0	459	477	3	6	0	338	397	4	Pac-12 North Division	
2015	8	5	0	493	399	4	5	0	285	298	4t	Pac-12 North Division	
2016	5	7	0	445	511	3	6	0	304	392	4t	Pac-12 North Division	
2017	5	7	0	333	341	2	7	0	238	275	5	Pac-12 North Division	Justin Wilcox
2018	7	6	0	280	265	4	5	0	183	197	5	Pac-12 North Division	

OVERALL RECORDS

	W-L-T	PCT	PF	PA
NCAA Recognized	670-541-51	.551	26,135	22,000
Rugby	86-22-11	.769	1,602	467
All-Time	756-563-62	.570	27,727	22,457
Conference	302-363-21	.455	13,767	14,618
Collegiate	582-520-37	.527	24,348	21,302



ALL-TIME RESULTS

NOTE: First number in parenthesis is top Cal ranking, second number in parenthesis is top opponent ranking. *Rugby

1882-83*

2-1-1

Head Coach: None

Captain: W.E. Conner

Table with 2 columns: Opponent, Score. Includes Phoenix Club, Allies, Phoenix Club, Allies, San Francisco, CA.

1884*

2-0-0

Head Coach: None

Captain: Charles O. Bosse

Table with 2 columns: Opponent, Score. Includes Merions, Wanderers, San Francisco, CA.

1885*

4-0-1

Head Coach: None

Captain: John G. Sutton

Table with 2 columns: Opponent, Score. Includes Merions, Merions, Merions, Wasps, Wasps.

1886

6-2-1

Head Coach: Oscar S. Howard

Captain: Frederick C. Turner

Table with 2 columns: Opponent, Score. Includes Wasps, Orions, Hastings Law College, Reliance, Reliance, Orions, Reliance, Wasps, Wasps, Hastings Law College, Oakland, CA.

1887

4-0-0

Head Coach: None

Captain: Frederick C. Turner

Table with 2 columns: Opponent, Score. Includes S.F. Club, Volunteers, Reliance, Reliance.

1888

6-1-0

Head Coach: None

Captain: Charles W. Reed

Table with 2 columns: Opponent, Score. Includes S.F. Club, Volunteers, S.F. Club, Posens, Wasps, Wasps, S.F. Club, Santa Rosa.

1889

All scheduled games were cancelled due to excessive rains.

1890

4-0-0

Head Coach: None

Captain: Fred W. McNear

Table with 2 columns: Opponent, Score. Includes Posens, Posens, Posens, Posens.

1891

0-1-0

Head Coach: None

Captain: John H. White

Table with 2 columns: Opponent, Score. Includes S.F. Club.

1892 (SPRING)

4-2-0

Head Coach: None

Captain: George H. Foulks

Table with 2 columns: Opponent, Score. Includes S.F. Boys HS, S.F. Boys HS, Hopkins Academy, Berkeley Gym., Olympic Club, Stanford, San Francisco, CA.

1892

2-1-1

Head Coach: Thomas McClung

Captain: Loren E. Hunt

Table with 2 columns: Opponent, Score. Includes Olympic Club, Olympic Club, Olympic Club, Stanford, San Francisco, CA.

1893

5-1-1

Head Coach: W.W. Heffelfinger

Captain: H. Percy Benson

Table with 2 columns: Opponent, Score. Includes Reliance Club, S.F. All-Stars, Olympic Club, Olympic Club, Reliance Club, Reliance Club, Stanford, Stanford, Piedmont, CA; SF - San Francisco, CA.

1894

0-1-2

Head Coach: Charles O. Gill

Captain: H. Percy Benson

Table with 2 columns: Opponent, Score. Includes Reliance Club, Reliance Club, Stanford, San Francisco, CA.

1895

3-1-1

Head Coach: Frank Butterworth

Captain: Eddie Sherman

Table with 2 columns: Opponent, Score. Includes Reliance Club, Reliance Club, Reliance Club, Olympic Club, Stanford, San Francisco, CA.

1896

6-2-2

Head Coach: Frank Butterworth

Captain: A.W. Ransome

Table with 2 columns: Opponent, Score. Includes Reliance Club, Olympic Club, Reliance Club, Olympic Club, Reliance Club, Stanford, Los Angeles A.C., Redlands High, San Diego High, Whittier School, San Francisco, CA.

1897

0-3-2

Head Coach: Charles P. Nott

Captain: Percy W. Hall

Table with 2 columns: Opponent, Score. Includes Reliance, Reliance, Reliance, Reliance, Stanford, Stanford, San Francisco, CA.

1898

8-0-2

Head Coach: Garrett Cochran

Captain: Percy W. Hall

Table with 2 columns: Opponent, Score. Includes Olympic Club, Washington Volunteers, Washington Volunteers, Olympic Club, Kansas Volunteers, Iowa Volunteers, St. Mary's, Olympic Club, Stanford, Multnomah A.C., Portland, OR; SF - San Francisco, CA.

1899

7-1-1

Head Coach: Garrett Cochran

Captain: James R. Whipple

Table with 2 columns: Opponent, Score. Includes Olympic Club, Olympic Club, League of the Cross, Olympic Club, Nevada, Oregon, State Normal, Stanford, Carlisle, San Francisco, CA.

1900

4-2-1

Head Coach: Addison W. Kelly

Captain: Charles A. Pringle

Table with 2 columns: Opponent, Score. Includes Reliance, Reliance, Reliance, Nevada, Oregon, San Jose Normal, Stanford, San Francisco, CA.

1901

9-0-1

Head Coach: Frank Simpson

Captain: Lloyd A. Womble

Table with 2 columns: Opponent, Score. Includes Reliance, Olympic Club, Olympic Club, Reliance, Olympic Club, Nevada, Mare Island Marines, Stanford, So. Cal. All-Stars, Perris Indians, Riverside, CA; SF - San Francisco, CA.

1902

8-0-0

Head Coach: James R. Whipple

Captain: William B. Albertson

Table with 2 columns: Opponent, Score. Includes Alumni Club, Reliance, Alumni Club, Reliance, '98-'99 Alumni, Nevada, Stanford, Perris Indians, Riverside, CA; SF - San Francisco, CA.



ALL-TIME RESULTS

1903

6-1-2

Head Coach: James R. Whipple
Captain: Orval F.

S26	T	Reliance	0-0	H
03	W	Navy Hospital	51-0	H
010	W	Reliance	7-0	H
014	W	Reliance	5-0	H
024	W	Chemawa Indians	40-0	H
028	W	Alumni	6-0	H
031	W	Multnomah A.C.	11-0	H
N7	L	Nevada	2-6	H
N14	T	Stanford	6-6	SF
SF - San Francisco, CA				

1904

6-1-1

Head Coach: James Hopper
Captain: Benjamin K. Stroud

01	W	Sherman Indians	6-0	H
08	W	Olympic Club	10-0	H
018	W	Multnomah A.C.	20-0	H
022	W	Oregon	12-0	H
029	W	Pomona	5-0	H
N5	W	Nevada	16-0	H
N12	L	Stanford	0-18	H
N24	T	Washington	6-6	A

1905

4-1-2

Head Coach: J.W. Knibbs
Captain: James A. Force

S30	W	St. Vincent's	23-0	H
07	T	Williamette	0-0	H
012	T	Oregon	0-0	H
021	W	Sherman Indians	21-0	LA
028	W	Oregon Aggies	10-0	H
N4	W	Nevada	16-0	H
N11	L	Stanford	5-12	A
LA - Los Angeles, CA				

1906*

2-4-0

Head Coach: Oscar Taylor
Captain: Calvin W. Haffey

017	L	S.F. All-Stars	5-8	H
020	W	Pomona	6-0	H
024	W	Vancouver	5-0	H
027	L	Vancouver	0-3	H
N3	L	Nevada	0-3	H
N10	L	Stanford	3-6	H

1907*

4-3-0

Head Coach: Oscar Taylor
Captain: Walter Fuller

S14	L	Barbarians	0-6	H
S21	W	Barbarians	9-0	H
05	W	Barbarians	6-0	H
019	W	Nevada	25-0	H
023	W	Vancouver	16-12	H
028	L	Vancouver	0-3	H
N9	L	Stanford	11-21	A

1908*

7-3-1

Head Coach: Oscar Taylor
Captain: Ralph H. Butler

S19	W	Olympic Club	14-0	H
S26	W	Barbarians	3-0	H
03	W	Olympic Club	14-3	H
010	L	Barbarians	0-11	H
021	W	St. Mary's	32-0	H
024	W	Barbarians	17-6	H
028	T	Vancouver	3-3	H
031	L	Vancouver	0-3	H
N3	W	Olympic Club	17-8	H
N7	W	Nevada	11-0	H
N14	L	Stanford	3-12	H

1909*

12-3-1

Head Coach: James G. Schaeffer
Captain: Cedric Cerf

S4	W	Reliance	39-0	H
S9	W	Barbarians	6-3	H
S11	W	Reliance	30-0	H
S18	W	Olympic Club	16-0	H
S25	L	Barbarians	3-6	H
02	T	Castaways	10-10	LA
04	W	So. Cal All-Stars	19-3	LA
09	W	Barbarians	6-0	H
023	W	Olympic Club	19-0	H
027	W	Vancouver	24-3	H
030	W	Vancouver	39-0	H
N6	W	Nevada	24-8	H
N13	W	Stanford	19-13	A
D25	L	Vancouver	0-3	A
D29	L	Vancouver	0-5	A
J1	W	Vancouver	14-3	A
LA - Los Angeles, CA				

1910*

12-0-2

Head Coach: James G. Schaeffer
Captain: Jay Dwiggins, Jr.

S10	W	Barbarians	9-0	H
S17	W	Barbarians	32-5	H
S24	W	Olympic Club	17-3	H
01	W	Barbarians	26-0	H
08	W	Olympic Club	16-0	H
019	W	Barbarians	22-0	H
022	W	Olympic Club	40-10	H
026	W	St. Mary's	6-0	H
029	W	Olympic Club	18-0	H
N5	W	Nevada	62-0	H
N12	W	Stanford	25-6	H
D26	T	Victoria All-Stars	0-0	A
D29	W	Victoria All-Stars	3-0	A
J1	T	Victoria All-Stars	3-3	A

1911*

11-2-1

Head Coach: James G. Schaeffer
Captain: Amos W. Elliott

S9	W	Barbarians	11-0	H
S16	W	Olympic Club	8-0	H
S23	W	Barbarians	31-3	H
S30	W	Olympic Club	16-8	H
07	W	Nevada	29-0	A
014	W	Barbarians	14-3	H
021	W	Olympic Club	18-3	H
025	W	B.C. All-Stars	21-0	H
028	W	B.C. All-Stars	24-0	H
N4	W	Olympic Club	60-0	H
N11	W	Stanford	21-3	A
D25	T	Victoria All-Stars	0-0	A
D28	L	Victoria All-Stars	3-6	A
J1	L	Victoria All-Stars	0-8	A

1912*

10-2-1

Head Coach: James G. Schaeffer
Captain: John A. Stroud, Jr.

S9	W	Barbarians	8-3	H
S14	W	Olympic Club	5-3	H
S21	W	Barbarians	16-0	H
S28	W	Olympic Club	9-0	H
05	W	Nevada	34-0	H
09	W	St. Mary's	21-0	H
012	W	Olympic Club	5-0	H
019	W	Barbarians	16-3	H
026	L	Australia Waratahs	0-18	H
030	W	Australia Waratahs	6-5	H
N2	L	Australia Waratahs	3-23	H
N9	T	Stanford	3-3	H
N28	W	USC	18-0	H

1913*

6-3-3

Head Coach: James G. Schaeffer
Captain: Stirling B. Peart

S9	T	Titans	6-6	H
S13	T	Barbarians	0-0	H
S20	W	Titans	4-3	H
S27	W	Barbarians	21-0	H
04	W	UC Alumni Club	18-0	H
08	L	N.Z. All-Blacks	0-31	H
011	W	Santa Clara	6-3	H
018	W	UC Alumni Club	13-3	H
025	L	N.Z. All-Blacks	3-38	H
N8	L	Stanford	8-13	A
N22	W	Barbarians	23-10	SF
N27	T	USC	3-3	A
SF - San Francisco, CA				

1914*

14-1-0

Head Coach: James G. Schaeffer
Captain: Joseph L. McKim

S5	W	Olympic Club	8-3	H
S9	W	Titans	8-3	H
S12	W	Barbarians	12-5	H
S19	W	UC Alumni	17-5	H
S26	W	Olympic Club	13-3	H
03	W	Titans	17-3	H
010	W	UC Alumni	22-3	H
017	W	Barbarians	11-0	H
021	W	St. Mary's	28-0	H
024	W	Titans	18-0	H
028	W	St. Mary's	24-3	H
031	W	Santa Clara	25-0	H
N7	W	UC Alumni	27-3	H
N14	L	Stanford	8-26	H
N28	W	Nevada	38-3	A

1915

8-5-0

Head Coach: James G. Schaeffer
Captain: Clifford G. Canfield

S11	W	Olympic Club	17-0	H
S18	L	Commerical Club	0-10	H
S25	W	Olympic Club	18-2	H
02	W	Olympic Club	19-9	H
09	W	Originals	7-0	H
016	W	Sherman Indians	44-7	H
020	L	St. Mary's	6-7	H
023	L	USC	10-28	H
030	W	St. Mary's	10-9	H
N6	L	Washington	0-72	H
N13	L	Washington	7-13	A
N20	W	Nevada	81-6	R
N25	W	USC	23-21	A
R - Reno, NV				

1916

6-4-1, 0-3-0 PCC (4th)

Head Coach: Andy Smith
Captain: Willis R. Montgomery

S16	W	Olympic Club	23-0	H
S23	W	Originals	23-0	H
S30	T	Olympic Club	0-0	H
07	W	Originals	13-0	H
014	W	Whittier	21-17	H
021	L	Oregon	14-39	H
028	L	Occidental	13-14	H
N4	W	USC	27-0	A
N11	W	St. Mary's	48-6	H
N18	L	Washington	3-13	H
N30	L	Washington	7-14	A

ALL-TIME RESULTS
1917
5-5-1, 2-1-0 PCC (2nd)
Head Coach: Andy Smith
Captains: Daniel P. Foster, Fred T.
Brooks

S15	L	Mare Island Marines	0-27	H
S22	L	Olympic Club	2-6	H
S29	L	Mare Island Marines	0-26	H
O6	W	Olympic Club	40-0	H
O13	W	Navy Hospital Corps	33-7	H
O20	W	Occidental	20-0	H
O27	W	Oregon Aggies	14-3	H
N3	W	Washington	27-0	H
N10	L	St. Mary's	13-14	H
N17	L	Oregon	0-21	A
N29	T	USC	0-0	A

1918
7-2-0, 2-0-0 PCC (1st)
Head Coach: Andy Smith
PACIFIC COAST CONFERENCE
CHAMPIONS
Captain: Carlton G. Wells

O5	L	Ft. MacDowell	7-21	H
O12	W	S.F. Presidio	13-7	H
O19	W	Fort Scott	1-0	H
N9	W	St. Mary's	40-14	H
N16	L	Mather Field	0-13	H
N23	W	Oregon	6-0	H
N30	W	Stanford	67-0	H
D7	W	San Pedro Navy	20-0	H
D14	W	USC	33-7	A

1919
6-2-1, 2-2-0 PCC (3rd-T)
Head Coach: Andy Smith
Captain: Fred T. Brooks

S27	W	Olympic Club	12-0	H
O4	T	Olympic Club	6-6	H
O11	W	St. Mary's	19-0	H
O18	W	Occidental	61-0	H
O25	L	Washington State	0-14	H
N1	W	Oregon Aggies	21-14	H
N8	W	USC	14-13	A
N22	W	Stanford	14-10	A
N27	L	Washington	0-7	A

1920
9-0-0, 3-0-0 PCC (1st-T)
Head Coach: Andy Smith
PCC CO-CHAMPIONS/
NATIONAL CHAMPIONS
Captain: Olin C. Majors

S25	W	Olympic Club	21-0	H
O2	W	Mare Island Marines	88-0	H
O9	W	St. Mary's	127-0	H
O16	W	Nevada	79-7	H
O23	W	Utah	63-0	H
O30	W	Oregon Aggies	17-7	A
N6	W	Washington State	49-0	H
N20	W	Stanford	38-0	H
ROSE BOWL				
J1	W	Ohio State	28-0	PA
PA - Pasadena, CA				

1921
9-0-1, 3-0-0 PCC (1st-T)
Head Coach: Andy Smith
PCC CO-CHAMPIONS/
NATIONAL CHAMPIONS
Captain: George H. Latham

S24	W	St. Mary's	21-0	H
O1	W	Olympic Club	14-0	H
O8	W	Nevada	51-6	H
O15	W	Pacific Fleet	21-10	H
O22	W	Oregon	39-0	H
O29	W	Washington State	14-0	Po
N5	W	USC	38-7	H
N12	W	Washington	72-3	H
N19	W	Stanford	42-7	A

ROSE BOWL
J1 T Washington & Jefferson 0-0 PA
 Po - Portland, OR; Pa - Pasadena, CA

1922
9-0-0, 4-0-0 PCC (1st-T)
Head Coach: Andy Smith
PCC CO-CHAMPIONS/
NATIONAL CHAMPIONS
Captain: Charles F. Erb, Jr.

S30	W	Santa Clara	45-14	H
O7	W	Mare Island Marines	80-0	H
O14	W	St. Mary's	41-0	H
O21	W	Olympic Club	25-0	H
O28	W	USC	12-0	A
N4	W	Washington State	61-0	H
N11	W	Washington	45-7	A
N18	W	Nevada	61-13	H
N25	W	Stanford	28-0	A

1923
9-0-1, 5-0-0 PCC (1st-T)
Head Coach: Andy Smith
PCC CO-CHAMPIONS/
NATIONAL CHAMPIONS
Captain: Donald P. Nichols

S22	W	Alumni All-Stars	3-0	H
S29	W	St. Mary's	49-0	H
O6	W	Santa Clara	48-0	H
O13	W	Olympic Club	16-0	H
O20	W	Oregon Aggies	26-0	H
O27	W	Washington State	9-0	P
N3	T	Nevada	0-0	H
N10	W	USC	13-7	A
N17	W	Washington	9-0	H
N24	W	Stanford	9-0	H
P - Portland, OR				

1924
8-0-2, 2-0-2 PCC (2nd)
Head Coach: Andy Smith
Captain: Edwin C. Horrell

S27	W	Santa Clara	13-7	H
O4	W	St. Mary's	17-7	H
O11	W	Pomona	28-0	H
O18	W	Olympic Club	9-3	H
O25	W	Washington State	20-7	H
N1	W	USC	7-0	H
N8	T	Washington	7-7	A
N15	W	Nevada	27-0	H
N22	T	Stanford	20-20	H
J1	W	Pennsylvania	14-0	H

1925
6-3-0, 2-2-0 Overall (5th)
Head Coach: Andy Smith
Captain: Talma W. Imlay

S26	W	Santa Clara	28-0	H
O3	W	Nevada	54-0	H
O10	L	Olympic Club	0-15	H
O17	W	St. Mary's	6-0	H
O24	W	Oregon	28-0	PO
O31	W	Pomona	27-0	LA
N7	W	Washington State	35-7	H
N14	L	Washington	0-7	H
N21	L	Stanford	14-27	A
PO - Portland, OR; LA - Los Angeles, CA				

1926
3-6-0, 0-5-0 PCC (9th)
Head Coach: Clarence M. Price
Captain: Bert Griffin

S25	W	Santa Clara	13-6	H
O2	W	Olympic Club	32-0	H
O9	L	St. Mary's	7-26	H
O16	L	Oregon Aggies	7-27	H
O23	L	USC	0-27	H
O30	L	Oregon	13-21	H
N6	L	Washington	7-13	A
N13	W	Nevada	20-6	H
N20	L	Stanford	6-41	H

1927
7-3-0, 2-3-0 PCC (5th-T)
Head Coach: Clarence M. Price
Captain: Fritz Coltrin

S24	W	Santa Clara	14-6	H
O1	W	Nevada	54-0	H
O8	W	St. Mary's	13-0	H
O15	W	Oregon	16-0	PO
O22	W	Olympic Club	21-0	H
O29	L	USC	0-13	A
N5	W	Montana	33-13	H
N12	L	Washington	0-6	H
N19	L	Stanford	6-13	A
D31	W	Pennsylvania	27-13	H
PO - Portland, OR				

1928
6-2-2 Overall, 3-0-2 PCC (2nd)
Head Coach: Clarence M. Price
Captain: Irvine Phillips

S29	W	Santa Clara	22-0	H
O6	W	St. Mary's	7-0	H
O13	W	Washington State	13-3	H
O20	T	USC	0-0	H
O27	L	Olympic Club	0-12	H
N3	W	Oregon	13-0	H
N10	W	Washington	6-0	A
N17	W	Nevada	60-0	H
N24	T	Stanford	13-13	H
ROSE BOWL				
J1	L	Georgia Tech	7-8	PA
PA - Pasadena, CA				

1929
7-1-1, 4-1-0 PCC (3rd-T)
Head Coach: Clarence M. Price
Captain: Roy Riegels

S28	W	Santa Clara	27-6	H
O5	T	St. Mary's	0-0	H
O12	W	Washington State	14-0	H
O19	W	Pennsylvania	12-7	A
O26	W	Olympic Club	21-19	H
N2	W	USC	15-7	A
N9	W	Montana	53-18	H
N16	W	Washington	7-0	H
N23	L	Stanford	6-21	A

1930
4-5-0, 1-4-0 PCC (8th-T)
Head Coach: Clarence M. Price
Captain: Carl Handy

S27	W	Santa Clara	19-7	H
O4	L	Washington State	0-16	H
O11	W	St. Mary's	7-6	H
O18	L	Olympic Club	7-13	H
O25	L	Washington	0-13	A
N1	W	Montana	46-0	H
N8	L	USC	0-74	A
N15	W	Nevada	8-0	H
N22	L	Stanford	0-41	H

1931
8-2-0, 4-1-0 PCC (2nd)
Head Coach: William A. Ingram
Captain: Edwin Griffiths

S26	W	Santa Clara	6-2	H
O3	L	St. Mary's	0-14	H
O10	W	Olympic Club	6-0	H
O17	W	Washington State	13-7	P
O24	L	USC	0-6	H
O31	W	Nevada	25-6	H
N7	W	Washington	13-0	H
N14	W	Idaho	18-0	H
N21	W	Stanford	6-0	A
D26	W	Georgia Tech	19-6	A
P - Portland, OR				

1932
7-3-2, 2-2-1 PCC (5th-T)
Head Coach: William A. Ingram
Captain: Richard C. Tozer

S17	W	California Aggies	20-6	H
S17	W	West Coast Navy	13-0	H
S24	L	Santa Clara	0-12	H
O1	W	Olympic Club	22-6	H
O8	T	St. Mary's	12-12	H
O15	L	Washington State	2-7	H
O22	W	Washington	7-6	A
O29	W	Nevada	38-0	H
N5	L	USC	7-27	A
N12	W	Idaho	21-6	H
N19	T	Stanford	0-0	H
D17	W	Georgia Tech	27-7	H



ALL-TIME RESULTS

1933

6-3-2, 2-2-2 PCC (6th)

Head Coach: William A. Ingram

Captain: John Ransome

S23	L	Santa Clara	0-7	H
S30	W	California Aggies	39-0	H
S30	W	Nevada	34-0	H
07	W	St. Mary's	14-13	H
014	W	Olympic Club	23-0	H
021	T	Washington State	6-6	A
028	L	USC	3-6	H
N4	T	UCLA	0-0	A
N11	W	Washington	33-0	H
N18	W	Idaho	6-0	H
N25	L	Stanford	3-7	A

1934

6-6-0, 3-2-0 PCC (5th)

Head Coach: William A. Ingram

Captain: Arleigh Williams

S29	W	California Aggies	54-0	H
S29	W	Nevada	33-0	H
06	L	St. Mary's	0-7	H
013	W	Pacific	7-6	H
020	W	UCLA	3-0	H
027	L	Washington	7-13	A
N3	L	Santa Clara	0-20	H
N10	W	USC	7-2	A
N17	W	Idaho	45-13	H
N24	L	Stanford	7-9	H
D25	L	Honolulu Twn Tm.	13-26	A
J1	L	Hawaii	0-14	A

1935

9-1-0, 4-1-0 PCC (1st-T)

Head Coach: Leonard B. Allison

PACIFIC COAST CONFERENCE

CO-CHAMPIONS

Captain: Larry Lutz

S28	W	California Aggies	47-0	H
S28	W	Whittier	6-0	H
05	W	St. Mary's	10-0	H
012	W	Oregon	6-0	PO
019	W	Santa Clara	6-0	H
026	W	USC	21-7	H
N2	W	UCLA	14-2	A
N9	W	Washington	14-0	H
N16	W	Pacific	39-0	H
N23	L	Stanford	0-13	A
PO - Portland, OR				

1936

6-5-0, 4-3-0 Pac-10 (4th)

Head Coach: Leonard B. Allison

Captain: Ray Nordstrom

S26	W	Pacific	14-0	H
S26	W	California Aggies	39-0	H
03	L	St. Mary's	0-10	H
010	W	Oregon State	7-0	PO
017	L	UCLA	6-17	H
024	L	Washington (8)	0-13	A
031	L	Washington State	13-14	H
N7	W	USC (11)	13-7	A
N14	W	Oregon	28-0	H
N21	W	Stanford	20-0	H
N28	L	Georgia Tech	7-13	A
PO - Portland, OR				

1937

10-0-1, 6-0-1 PCC (1st)

Final AP Ranking: No. 2

Head Coach: Leonard B. Allison

PACIFIC COAST CONFERENCE/

NATIONAL CHAMPIONS

Captain: John Meek

S25	W	St. Mary's	30-7	H
02	W	Oregon State	24-6	H
09	W	Washington State	27-0	H
016	W	California Aggies	14-0	H
016	W	Pacific	20-0	H
023	W	(1) USC (11)	20-6	H
030	W	(1) UCLA	27-14	A
N6	T	(1) Washington	0-0	H
N13	W	(2) Oregon	26-0	PO
N20	W	(2) Stanford (13)	13-0	A

ROSE BOWL

J1	W	(2) Alabama (4)	13-0	PA
PO - Portland, OR; PA - Pasadena, CA				

1938

10-1-0, 6-1-0 PCC (1st-T)

Final AP Ranking: No. 14

Head Coach: Leonard B. Allison

PACIFIC COAST CONFERENCE

CO-CHAMPIONS

Captain: Vic Bottari

S24	W	St. Mary's	12-7	H
01	W	Washington State	27-3	A
08	W	California Aggies	48-0	H
08	W	Pacific	39-0	H
015	W	UCLA	20-7	H
022	W	(3) Washington	14-7	A
029	W	(3) Oregon State	13-7	H
N5	L	(3) USC (13)	7-13	A
N12	W	(14) Oregon	20-0	H
N19	W	(9) Stanford	6-0	H
D26	W	(9) Georgia Tech	13-0	H

1939

3-7-0, 2-5-0 PCC (8th)

Head Coach: Leonard B. Allison

Captain: Louie Smith

S30	W	California Aggies	32-14	H
S30	L	Pacific	0-6	H
07	L	St. Mary's	3-7	H
014	L	Oregon	0-6	H
021	W	Washington State	13-7	H
028	L	USC (8)	0-26	H
N4	L	UCLA (19)	7-20	A
N11	L	Washington	6-13	H
N18	L	Oregon State (19)	0-21	A
N25	W	Stanford	32-14	A

1940

4-6-0, 3-4-0 PCC (6th)

Head Coach: Leonard B. Allison

Captain: Bill Elmore

S28	L	Michigan	0-41	H
05	W	St. Mary's	9-6	H
012	L	Washington State	6-9	H
019	W	UCLA	9-7	H
026	L	Washington (16)	6-7	A
N2	L	Oregon State	13-19	H
N9	W	USC	20-7	A
N16	W	Oregon	14-6	H
N30	L	Stanford (3)	7-13	H
D28	L	Georgia Tech	0-13	A

1941

4-5-0, 3-4-0 PCC (7th)

Head Coach: Leonard B. Allison

Captains: Bob Reinhard,

Jack McQuary

S27	W	St. Mary's	31-0	H
04	L	Washington State	6-13	A
011	L	Santa Clara	0-13	H
018	L	Oregon	7-19	PO
025	W	USC	14-0	H
N1	W	UCLA	27-7	A
N8	L	Washington	6-13	H
N15	L	Oregon State	0-6	H
N29	W	Stanford	16-0	A
PO - Portland, OR				

1942

5-5-0, 3-4-0 PCC (7th)

Head Coach: Leonard B. Allison

Captains: Jim Jurkovich,

John Ferguson

S26	W	St. Mary's	6-0	H
03	L	Oregon State	8-13	A
010	L	Santa Clara	6-7	H
017	L	UCLA	0-21	H
024	W	Washington	19-6	A
031	W	Oregon	20-7	H
N7	L	USC	7-21	A
N14	W	Montana	13-0	H
N21	L	Stanford	7-26	H
D12	W	Navy Pre-Flight	12-6	H

1943

4-6-0, 2-2-0 PCC (2nd)

Head Coach: Leonard B. Allison

Captain: Art Honegger

S25	W	St. Mary's	27-12	H
02	L	USC	0-7	H
09	L	Pacific (20)	6-12	H
016	W	UCLA	13-0	A
023	L	St. Mary's Pre-Flight	0-39	H
030	L	(20) USC (5)	0-13	A
N6	W	San Francisco	32-0	H
N13	W	UCLA	13-6	H
N20	L	Alameda Coast Guard	0-7	H
N27	L	Del Monte Pre-Flight (10)	8-47	H

1944

3-6-1, 1-3-1 PCC (4th)

Head Coach: Leonard B. Allison

Captains: Game Captains

S23	W	St. Mary's	31-7	H
S30	W	UCLA	6-0	H
07	T	USC	6-6	A
014	W	Pacific	14-0	H
021	L	(12) Fleet City	2-19	H
028	L	Washington	7-33	H
N4	L	Coast Guard	6-12	H
N11	L	UCLA	0-7	A
N18	L	USC (12)	0-32	H
N25	L	St. Mary's Pre-Flight	6-33	H

1945

4-5-1, 2-4-1 PCC (6th)

Head Coach: Buck Shaw

Captains: Game Captains

S22	L	St. Mary's	13-20	H
S29	L	USC	2-13	H
06	W	Washington	27-14	H
013	L	UCLA	0-13	A
027	W	Nevada	19-6	H
N3	T	Washington State	7-7	H
N10	L	USC	0-14	A
N17	L	Oregon	13-20	H
N24	W	UCLA (12)	6-0	H
D1	W	St. Mary's Pre-Flight	6-0	H

1946

2-7-0, 1-6-0 PCC (9th)

Head Coach: Frank Wickhorst

Captain: Harry Pieper

S28	L	Wisconsin	7-28	H
05	L	Oregon	13-14	H
012	W	St. Mary's (16)	20-13	H
019	L	UCLA (4)	6-13	H
026	L	Washington	6-20	A
N2	W	Washington State	47-14	H
N9	L	USC (14)	0-14	A
N16	L	Oregon State	7-28	H
N23	L	Stanford	6-25	H

1947

9-1-0, 5-1-0 PCC (2nd-T)

Final AP Ranking: No. 15

Head Coach: Pappy Waldorf

Captains: John Graves,

Harry Agler

S20	W	Santa Clara	33-7	H
S27	W	Navy	14-7	H
04	W	St. Mary's	45-6	H
011	W	(8) Wisconsin	48-7	A
018	W	(4) Washington State	21-6	H
025	L	(4) USC (10)	14-39	H
N1	W	(14) UCLA (19)	6-0	A
N8	W	(12) Washington	13-7	H
N15	W	(10) Montana	60-14	H
N22	W	(9) Stanford	21-18	A

1948

10-1-0, 6-0-0 PCC (1st-T)

Final AP Ranking: No. 4

Head Coach: Pappy Waldorf

PACIFIC COAST CONFERENCE

CO-CHAMPIONS

Captain: Gene Frassetto

S18	W	Santa Clara	41-19	H
S25	W	Navy	21-7	BA
02	W	St. Mary's	20-0	H
09	W	(9) Wisconsin	40-14	H
016	W	(6) Oregon State	42-0	H
023	W	(4) Washington	21-0	A
030	W	(4) USC	13-7	A
N6	W	(5) UCLA	28-13	H
N13	W	(4) Washington State	44-14	H
N20	W	(4) Stanford	7-6	H

ROSE BOWL

J1	L	(4)Northwestern (7)	14-20	PA
PA - Pasadena, CA; BA - Baltimore, MD				



ALL-TIME RESULTS

1949

10-1-0, 7-0-0 PCC (1st)
Final AP Ranking: No. 3
Head Coach: Pappy Waldorf
PACIFIC COAST CONFERENCE CHAMPIONS
Captains: Rod Franz, Jim Turner
S17 W Santa Clara 21-7 H
S24 W St. Mary's 29-7 H
O1 W Oregon State 41-0 PO
O8 W (10) Wisconsin 35-20 A
O15 W (9) USC (12) 16-10 H
O22 W (5) Washington 21-7 H
O29 W (4) UCLA (20) 35-21 A
N5 W (4) Washington State 33-14 H
N12 W (4) Oregon 41-14 H
N19 W (3) Stanford (12) 33-14 A
ROSE BOWL
J2 L (3) Ohio State (6) 14-17 PA
PO - Portland, OR; PA - Pasadena, CA

1950

9-1-1, 5-0-1 PCC (1st)
Final UPI Ranking: No. 4
Final AP Ranking: No. 5
Head Coach: Pappy Waldorf
PACIFIC COAST CONFERENCE CHAMPIONS
Captains: Pete Schabarum, Jim Monachino
S23 W (14) Santa Clara 27-9 H
S30 W (14) Oregon 28-7 PO
O7 W (9) Pennsylvania (20) 14-7 H
O14 W (7) USC 13-7 A
O21 W (5) Oregon State 27-0 H
O28 W (5) St. Mary's 40-25 H
N4 W (6) Washington (12) 14-7 A
N11 W (6) UCLA (19) 35-0 H
N18 W (4) San Francisco 13-7 H
N25 T (4) Stanford 7-7 H
ROSE BOWL
J1 L (5) Michigan (9) 6-14 PA
PO - Portland, OR; PA - Pasadena, CA

1951

8-2-0, 5-2-0 PCC (3rd)
Final AP Ranking: No. 12
Head Coach: Pappy Waldorf
Captains: Les Richter, Charlie Harris
S22 W (5) Santa Clara 34-0 H
S29 W Pennsylvania 35-0 A
O6 W (2) Minnesota 55-14 H
O13 W (2) Washington State 42-35 A
O20 L (1) USC (11) 14-21 H
O27 W (9) Oregon State (6) 35-14 H
N3 L (9) UCLA 7-21 A
N10 W (17) Washington 37-28 H
N17 W (16) Oregon 28-26 H
N24 W (19) Stanford (3) 20-7 A

1952

7-3-0, 3-3-0 PCC (4th)
Head Coach: Pappy Waldorf
Captains: John Olszewski, Bill Mais
S20 W (8) Pacific 34-13 H
S27 W (8) Missouri 28-14 H
O4 W (4) Minnesota 49-13 A
O11 W (3) Oregon 41-7 PO
O18 W (3) Santa Clara 27-7 H
O25 L (4) USC (7) 0-10 A
N1 L (11) UCLA (7) 7-28 H
N8 L Washington 7-22 A
N15 W Washington State 28-13 H
N22 W Stanford 26-0 H
PO - Portland, OR

1953

4-4-2, 2-2-2 PCC (4th)
Head Coach: Pappy Waldorf
Captains: Tom Dutton, Al Talley
S19 L (14) Baylor (20) 0-25 H
S26 W (14) Oregon State 26-0 PO
O3 L Ohio State (6) 19-33 H
O10 W Pennsylvania (20) 40-0 A
O17 W (16) San Jose State 34-14 H
O24 L USC (11) 20-32 H
O31 L UCLA (10) 7-20 A
N7 W Washington 53-25 H
N14 T Oregon 0-0 H
N21 T Stanford (16) 21-21 A
PO - Portland, OR

1954

5-5-0, 4-3-0 PCC (4th)
Head Coach: Pappy Waldorf
Captains: Paul Larson, Jim Hanifan, Matt Hazeltine
S18 L (12) Oklahoma (2) 13-27 H
S25 W (17) San Jose State 45-0 H
O2 L (18) Ohio State (14) 13-21 A
O9 L Oregon 27-33 H
O16 W Washington State 17-7 H
O23 L USC (17) 27-29 A
O30 L UCLA (3) 6-27 H
N6 W Washington 27-6 A
N13 W Oregon State 46-7 H
N20 W Stanford 28-20 H

1955

2-7-1, 1-5-1 PCC (7th)
Head Coach: Pappy Waldorf
Captain: Jim Carmichael
S17 L Pittsburgh 7-27 A
S24 L Illinois 13-20 H
O1 W Pennsylvania 27-7 H
O8 T Washington State 20-20 H
O15 L Oregon 0-21 PO
O22 L USC (10) 6-33 H
O29 L UCLA (6) 0-47 A
N5 W Washington 20-6 H
N12 L Oregon State 14-16 H
N19 L Stanford (18) 0-19 A
PO - Portland, OR

1956

3-7-0, 2-5-0 PCC (8th)
Head Coach: Pappy Waldorf
Captains: Don Gilkey, Herb Jackson
S22 L Baylor 6-7 H
S29 L Illinois 20-32 A
O6 W Pittsburgh (7) 14-0 H
O13 L Oregon State 13-21 A
O20 L UCLA 20-34 H
O27 W Washington 16-7 A
N3 L Oregon 6-28 H
N10 L USC (16) 7-20 A
N17 L Washington State 13-14 H
N24 W Stanford 20-18 H

1957

1-9-0, 1-6-0 PCC (7th-T)
Head Coach: Pete Elliott
Captains: Mike White, Bob Currie, Art Forbes
S21 L SMU 6-13 H
S28 L Washington State 7-13 A
O5 L Michigan State (2) 0-19 H
O12 L Navy 6-21 H
O19 W USC 12-0 H
O26 L Oregon (18) 6-24 A
N2 L UCLA 14-16 A
N9 L Oregon State 19-21 H
N16 L Washington 27-35 H
N23 L Stanford 12-14 A

1958

7-4-0, 6-1-0 PCC (1st)
Final AP Ranking: No. 16
Head Coach: Pete Elliott
PACIFIC COAST CONFERENCE CHAMPIONS
Captains: Joe Kapp, Jack Hart
S20 L Pacific 20-24 H
S27 L Michigan State (4) 12-32 A
O4 W Washington State 34-14 H
O11 W Utah 36-21 H
O18 W USC 14-12 A
O25 W Oregon 23-6 H
N1 L Oregon State 8-14 A
N8 W UCLA 20-17 H
N15 W Washington 12-7 A
N22 W (19) Stanford 16-15 H
ROSE BOWL
J1 L (16) Iowa (2) 12-38 PA
PA - Pasadena, CA

1959

2-8-0, 1-3-0 AAWU (4th)
Head Coach: Pete Elliott
Captains: Pat Newell, Pete Domoto
S19 W Washington State 20-6 SE
S26 L Iowa (13) 12-42 H
O3 L Texas (10) 0-33 A
O10 L Notre Dame 6-28 H
O17 L UCLA 12-19 A
O24 L Oregon State 20-24 H
O31 L USC (6) 7-14 H
N7 L Oregon (15) 18-20 A
N14 L Washington (13) 0-20 H
N21 W Stanford 20-17 A
SE - Seattle, WA

1960

2-7-1, 1-3-0 AAWU (4th)
Head Coach: Marv Levy
Captains: Steve Bates, Bill Patton
S17 L Tulane 3-7 H
S24 L Notre Dame 7-21 A
O1 L Army 10-28 H
O8 T Washington State 21-21 H
O15 L USC 10-27 A
O22 L Oregon 0-20 H
O29 W Oregon State (15) 14-6 A
N5 L UCLA (15) 0-28 H
N12 L Washington (6) 7-27 A
N19 W Stanford 21-10 H

1961

1-8-1, 1-3-0 AAWU (4th-T)
Head Coach: Marv Levy
Captain: Jim Burress
S23 L Texas (4) 3-28 H
S30 L Iowa (1) 7-28 A
O7 T Missouri 14-14 A
O14 W Washington 21-14 H
O21 L USC 14-28 H
O28 L Penn State 16-33 A
N4 L UCLA 15-35 A
N11 L Air Force 14-15 H
N18 L Kansas 7-53 H
N25 L Stanford 7-20 A

1962

1-9-0, 0-4-0 AAWU (6th)
Head Coach: Marv Levy
Captain: Larry Balliett
S22 L Missouri 10-21 H
S29 W San Jose State 25-8 H
O6 L Pittsburgh 24-26 H
O13 L Duke 7-21 A
O20 L USC (3) 6-32 A
O27 L Penn State 21-23 H
N3 L UCLA 16-26 H
N10 L Washington 0-27 A
N17 L Kansas 21-33 A
N24 L Stanford 13-30 H

1963

4-5-1, 1-3-0 AAWU (5th)
Head Coach: Marv Levy
Captain: Jim Anderson
S21 W Iowa State 15-8 H
S28 L Illinois 0-10 A
O5 L Pittsburgh (9) 15-35 A
O12 T Duke 22-22 H
O19 W San Jose State 34-13 H
O26 L USC 6-36 H
N2 W UCLA 25-0 A
N9 L Washington 26-39 H
N16 W Utah 35-22 A
N30 L Stanford 17-28 A



ALL-TIME RESULTS

1964

3-7-0, 0-4-0 AAWU (8th)
Head Coach: Ray Willsey
Captains: Craig Morton, Ron Calegari

S19 W Missouri	21-14	H
S26 L Illinois (3)	14-20	H
O3 L Minnesota	20-26	H
O10 W Miami, Fla.	9-7	A
O17 W Navy	27-13	H
O24 L USC	21-26	A
O31 L UCLA	21-25	H
N7 L Washington	16-21	A
N14 L Utah	0-14	H
N21 L Stanford	3-21	H

1965

5-5-0, 2-3-0 AAWU (5th-T)
Head Coach: Ray Willsey
Captains: Jim Phillips, Stan Dzura

S18 L Notre Dame (3)	6-48	H
S25 L Michigan (4)	7-10	A
O2 W Kansas	17-0	H
O9 W Air Force	24-7	A
O16 W Washington	16-12	H
O23 L UCLA	3-56	A
O30 W Penn State	21-17	H
N6 L USC (6)	0-35	H
N13 W Oregon	24-0	PO
N20 L Stanford	7-9	A

PO - Portland, OR

1966

3-7-0, 2-3-0 AAWU (5th-T)
Head Coach: Ray Willsey
Captains: John Beasley, Dan Goich

S17 W Washington State	21-6	SE
S24 L Michigan (9)	7-17	H
O1 W Pittsburgh	30-15	H
O8 L San Jose State	0-24	H
O15 W Washington	24-20	A
O22 L UCLA (3)	15-28	H
O29 L Penn State	15-33	A
N5 L USC (9)	9-35	A
N12 L Army	3-6	H
N19 L Stanford	7-13	H

SE - Seattle, WA

1967

5-5-0, 2-3-0 AAWU (6th)
Head Coach: Ray Willsey
Captains: Bob Crittenden, George Gearhart

S16 W Oregon	21-13	H
S23 L Notre Dame (1)	8-41	A
S30 W Michigan	10-9	H
O7 W Air Force	14-12	H
O14 L UCLA (4)	14-37	A
O21 L Syracuse	14-20	A
O28 L Washington	6-23	H
N4 L USC (1)	12-31	H
N11 W San Jose State	30-6	H
N18 W Stanford	26-3	A

1968

7-3-1, 2-2-1 Pac-8 (4th)
Head Coach: Ray Willsey
Captains: John McGaffie, Mike McCaffrey

S21 W Michigan	21-7	A
S28 W Colorado	10-0	H
O5 W (18) San Jose State	46-0	H
O12 L (16) Army	7-10	A
O19 W UCLA	39-15	H
O26 W (11) Syracuse (10)	43-0	H
N2 T (8) Washington	7-7	A
N9 L (11) USC (1)	17-35	A
N16 W (18) Oregon	36-8	H
N23 L (18) Stanford	0-20	H
N30 W Hawai'i	17-12	A

1969

5-5-0, 2-4-0 Pac-8 (6th)
Head Coach: Ray Willsey
Captains: Irby Augustine, Jim Calkins

S20 L Texas (4)	0-17	H
S27 W Indiana (10)	17-14	A
O4 W Rice	31-21	H
O11 W Washington	44-13	H
O18 L UCLA (8)	0-32	A
O25 W Washington State	17-0	SP
N1 L USC (6)	9-14	H
N8 L Oregon State	3-35	H
N15 W San Jose State	31-7	H
N22 L Stanford (14)	28-29	A

SP - Spokane, WA

1970

6-5-0, 4-3-0 Pac-8 (2nd-T)
Head Coach: Ray Willsey
Captains: Bob Richards, Phil Croyle

S12 L Oregon	24-31	PO
S19 L Texas (2)	15-56	A
S26 W Indiana	56-14	H
O3 L Rice	0-28	A
O10 W Washington	31-28	A
O17 L UCLA (19)	21-24	H
O24 W Washington State	45-0	H
O31 W USC (18)	13-10	A
N7 L Oregon State	10-16	A
N14 W San Jose State	35-28	H
N21 W Stanford (11)	22-14	H

PO - Portland, OR

1971

6-5-0, 4-3-0 Pac-8 (3rd-T)
Head Coach: Ray Willsey
Captains: Sherman White, Ray Youngblood

S11 L Arkansas (7)	20-51	LR
S18 W West Virginia	20-10	H
S25 W San Jose State	34-10	H
O2 L Ohio State (14)	3-35	A
O9 W Oregon State	30-27	H
O16 W Washington State	24-23	SP
O23 W UCLA	31-24	A
O30 L USC (20)	0-28	H
N6 L Washington (20)	7-30	H
N13 W Oregon	17-10	A
N20 L Stanford (18)	0-14	A

LR - Little Rock, AR
 SP - Spokane, WA

1972

3-8-0, 3-4-0 Pac-8 (5th)
Head Coach: Mike White
Captains: Steve Sweeney, Bob Kampa

S9 L Colorado (2)	10-20	A
S16 W Washington State	37-23	H
S23 L San Jose State	10-17	H
S30 L Missouri	27-34	A
O7 L Ohio State (3)	18-35	H
O14 L USC (1)	14-42	A
O21 L UCLA (11)	13-49	H
O28 L Washington	21-35	A
N4 W Oregon	31-12	H
N11 L Oregon State	23-26	PO
N18 W Stanford	24-21	H

PO - Portland, OR

1973

4-7-0, 2-5-0 Pac-8 (5th-T)
Head Coach: Mike White
Captains: Kevin O'Dorisio, Fred Weber

S15 L Alabama (6)	0-66	BI
S22 L Illinois	7-27	H
S29 W Army	51-6	A
O6 W Washington	54-49	H
O13 L Oregon	10-41	A
O20 W Oregon State	24-14	H
O27 L UCLA (13)	21-61	A
N3 L USC (9)	14-50	H
N10 W San Jose State	19-9	H
N17 L Washington State	28-31	A
N24 L Stanford	17-26	A

BI - Birmingham, AL

1974

7-3-1, 4-2-1 Pac-8 (3rd-T)
Head Coach: Mike White
Captains: Steve Bartkowski, Rob Swenson

S14 L Florida	17-21	A
S21 W San Jose State	17-16	H
S28 W Army	27-14	H
O5 W Illinois (14)	31-14	A
O12 W Oregon	40-10	H
O19 W Oregon State	17-14	A
O26 L (20) UCLA	3-28	H
N2 T USC (6)	15-15	A
N9 W (18) Washington	52-26	A
N16 W (19) Washington State	37-33	H
N23 L (19) Stanford	20-22	H

1975

8-3-0, 6-1-0 Pac-8 (1st-T)
Final AP Ranking: No. 14
Final UPI Ranking: No. 15
Head Coach: Mike White
PACIFIC-8 CONFERENCE CO-CHAMPIONS
Captains: Chuck Muncie, Paul Von der Mehden

S13 L Colorado	27-34	A
S20 L West Virginia (20)	10-28	H
S27 W Washington State	33-21	A
O4 W San Jose State	27-24	H
O11 W Oregon	34-7	A
O18 W Oregon State	51-24	H
O25 L UCLA (19)	14-28	A
N1 W USC (4)	28-14	H
N8 W (18) Washington	27-24	H
N15 W (15) Air Force	31-14	A
N22 W (13) Stanford	48-15	A

1976

5-6-0, 3-4 Pac-8 (4th-T)
Head Coach: Mike White
Captains: Joe Roth, Phil Heck

S11 L (15) Georgia (16)	24-36	A
S18 L Oklahoma (4)	17-28	A
S25 W Arizona State	31-22	A
O2 W San Jose State	43-16	H
O9 W Oregon	27-10	H
O16 L Oregon State	9-10	A
O23 L UCLA (4)	19-35	H
O30 L USC (4)	6-20	A
N6 W Washington	7-0	A
N13 W Washington State	23-22	H
N20 L Stanford	24-27	H

1977

8-3-0, 4-3-0 Pac-8 (4th)
Head Coach: Mike White
Captains: George Freitas, Burl Toler II

S10 W Tennessee	27-17	A
S17 W Air Force	24-14	H
S24 W Missouri	28-21	A
O1 W (17) San Jose State	52-3	H
O8 L (14) Washington State	10-17	A
O15 W (20) Oregon State	41-17	H
O22 L (15) UCLA*	19-21	A
O29 W USC (10)	17-14	H
N5 L (17) Washington	31-50	H
N12 W Oregon	48-16	A
N19 L Stanford	3-21	A

*UCLA forfeited due to ineligible player



ALL-TIME RESULTS

1978

6-5-0, 3-4-0 Pac-10 (6th-T)

Head Coach: Roger Theder

Captains: Duke Leffler, Ralph DeLoach

Table with 4 columns: Year, Opponent, Score, Result. Rows include Nebraska (10), Georgia Tech, Pacific, West Virginia, Oregon, Arizona, UCLA (10), USC (6), Arizona State, Washington State, Stanford.

1979

7-5-0, 6-3-0 Pac-10 (5th)

Head Coach: Roger Theder

Captains: Paul Jones, Ron Hill

Table with 4 columns: Year, Opponent, Score, Result. Rows include Arizona State (18), Arizona, San Jose State, Michigan (11), Oregon*, Oregon State, UCLA, USC (3), Washington (16), Washington State, Stanford.

*Oregon forfeited due to ineligible player

GARDEN STATE BOWL

Table with 4 columns: Year, Opponent, Score, Result. Row: D15 L Temple 17-28 ER

1980

3-8-0, 3-5-0 Pac-10 (9th)

Head Coach: Roger Theder

Captains: Rich Campbell, Ron Coccimiglio, Kirk Karacozoff

Table with 4 columns: Year, Opponent, Score, Result. Rows include Florida, Army, Arizona, Michigan, Oregon, Oregon State, UCLA (3), USC (7), Arizona State, Washington State, Stanford.

TA - Tampa, FL

1981

2-9-0, 2-6-0 Pac-10 (8th)

Head Coach: Roger Theder

Captains: Harvey Salem, Ron Rivera

Table with 4 columns: Year, Opponent, Score, Result. Rows include Texas A&M, Georgia (6), Arizona, San Jose State, Washington, Arizona State (17), UCLA, Oregon State, USC (3), Washington State (17), Stanford.

1982

7-4-0, 4-4-0 Pac-10 (6th)

Head Coach: Joe Kapp

Captains: Harvey Salem, Reggie Camp, Richard Rodgers

Table with 4 columns: Year, Opponent, Score, Result. Rows include Colorado, San Diego State, Arizona State (14), San Jose State, Washington (1), Oregon, UCLA (11), Oregon State, USC (16), Washington State, Stanford.

1983

5-5-1, 3-4-1 Pac-10 (8th)

Head Coach: Joe Kapp

Captains: Gale Gilbert, Ron Rivera, Richard Rodgers

Table with 4 columns: Year, Opponent, Score, Result. Rows include Texas A&M, San Diego State, San Jose State, Arizona, Oregon, Oregon State, UCLA, USC, Arizona State, Washington State, Stanford.

1984

2-9-0, 1-8-0 Pac-10 (10th)

Head Coach: Joe Kapp

Captains: Gale Gilbert, John Haina, Dave Pillsbury

Table with 4 columns: Year, Opponent, Score, Result. Rows include Arizona, Pacific, Oregon, San Jose State, Arizona State, Oregon State, UCLA, USC (20), Washington (1), Washington State, Stanford.

1985

4-7-0, 2-7-0 Pac-10 (10th)

Head Coach: Joe Kapp

Captains: Mark Stephens, Hardy Nickerson, Ken Pettway

Table with 4 columns: Year, Opponent, Score, Result. Rows include San Jose State, Washington State, Oregon State, Arizona, Missouri, Washington, Oregon, UCLA (17), Arizona State, USC, Stanford, Portland, OR.

1986

2-9-0, 2-7-0 Pac-10 (9th)

Head Coach: Joe Kapp

Captains: Gary Hein, Doug Riesenber, Hardy Nickerson

Table with 4 columns: Year, Opponent, Score, Result. Rows include Boston College, Washington State, San Jose State, Washington (12), Oregon State, UCLA (19), Arizona (14), Oregon, Arizona State (5), USC (13), Stanford (16).

1987

3-6-2, 2-3-2 Pac-10 (8th)

Head Coach: Bruce Snyder

Captains: Brian Bedford, Kam King, Ken Harvey, Darryl Stallworth

Table with 4 columns: Year, Opponent, Score, Result. Rows include Pacific, San Jose State, Minnesota, USC, Tennessee (10), Arizona, UCLA (8), Oregon, Arizona State, Stanford, Washington State, Tokyo, Japan.

1988

5-5-1, 1-5-1 Pac-10 (10th)

Head Coach: Bruce Snyder

Captains: Chris Richards, Darryl Ingram, Natu Tautagaloa, Majett Whiteside

Table with 4 columns: Year, Opponent, Score, Result. Rows include Pacific, Oregon State, Kansas, San Jose State, Washington State, UCLA (2), Temple, Arizona, USC (2), Washington, Stanford.

1989

4-7-0, 2-6-0 Pac-10 (10th)

Head Coach: Bruce Snyder

Captains: Troy Taylor, Tony Smith, David Ortega, Joel Dickson

Table with 4 columns: Year, Opponent, Score, Result. Rows include Oregon, Miami, Fla. (2), Wisconsin, UCLA, San Jose State, USC (10), Washington, Oregon State, Arizona (15), Washington State, Stanford.

1990

7-4-1, 4-3-1 Pac-10 (4th)

Head Coach: Bruce Snyder

Captains: Game Captains (Seniors)

Table with 4 columns: Year, Opponent, Score, Result. Rows include Wisconsin, Miami, Fla. (10), Washington State, Arizona (18), San Jose State, Arizona State, UCLA, Washington (7), USC (21), Oregon (20), Stanford.

COPPER BOWL

Table with 4 columns: Year, Opponent, Score, Result. Row: D31 W Wyoming 17-15 TU

1991

10-2-0, 6-2-0 Pac-10 (2nd-T)

Final Coaches Poll Ranking: No. 7

Final AP Ranking: No. 8

Head Coach: Bruce Snyder

Captains: Game Captains (Seniors)

Table with 4 columns: Year, Opponent, Score, Result. Rows include Pacific, Purdue, Arizona, UCLA (24), Oregon, Washington (3), San Jose State, USC, Oregon State, Arizona State, Stanford.

CITRUS BOWL

Table with 4 columns: Year, Opponent, Score, Result. Row: J1 W (14) Clemson (13) 37-13 OR



ALL-TIME RESULTS

1992

4-7-0, 2-6-0 Pac-10 (9th)

Head Coach: Keith Gilbertson

Captains: Greg Zomalt,

Al Casner, Mack Travis,

Mick Barsala

S5	W	(20) San Jose State	46-16	H
S12	L	(17) Purdue	14-41	A
S24	W	Kansas (24)	27-23	A
O3	W	Oregon State	42-0	H
O10	L	(24) Washington (1)	16-35	A
O17	L	USC (18)	24-27	A
O24	L	Arizona	17-24	H
O31	W	UCLA	48-12	H
N7	L	Oregon	17-37	A
N14	L	Arizona State	12-28	A
N21	L	Stanford (13)	21-41	H

1993

9-4-0, 4-4-0 Pac-10 (4th-T)

Final Coaches Poll Ranking: No. 24

Final AP Ranking: No. 25

Head Coach: Keith Gilbertson

Captains: Doug Brien,

Todd Steussie, Michael Davis, Eric

Zomalt

S4	W	UCLA	27-25	A
S11	W	San Diego State	45-25	H
S18	W	(21) Temple	58-0	A
S25	W	(20) San Jose State	46-13	H
O2	W	(15) Oregon	42-41	H
O9	L	(16) Washington (13)	23-24	A
O16	L	(20) Washington State	7-34	A
O30	L	USC	14-42	H
N6	L	Arizona State	0-41	A
N13	W	Arizona (13)	24-20	H
N20	W	Stanford	46-17	A
N27	W	Hawai'i	42-18	A

ALAMO BOWL

D31 W Iowa 37-3 SA

SA - San Antonio, TX

1994

4-7-0, 3-5-0 Pac-10 (5th-T)

Head Coach: Keith Gilbertson

Captains: Brian Thure, Jerrott

Willard, Artis Houston, Ricky

Spears, Tyrone Edwards

S10	L	San Diego State	20-22	A
S17	L	Hawai'i	7-21	H
S24	W	Arizona State	25-21	H
O1	W	San Jose State	55-0	H
O8	W	UCLA	26-7	H
O15	L	Oregon	7-23	A
O22	L	USC	0-61	A
O29	L	Washington State	23-26	H
N5	L	Arizona (18)	6-13	A
N12	L	Washington (22)	19-31	A
N19	W	Stanford	24-23	H

1995

3-8-0, 2-6-0 Pac-10 (8th-T)

Head Coach: Keith Gilbertson

Captains: Dante DePaola,

Je'Rod Cherry, Ben Lynch,

Reynard Rutherford

S2	L	San Diego State	9-33	A
S9	L	Fresno State	24-25	H
S23	W	San Jose State	40-7	H
S30	L	Arizona	15-20	A
O7	L	USC (5)	16-26	H
O14	L	Oregon (15)	30-52	H
O21	W	Oregon State	13-12	A
O28	L	UCLA (24)	16-33	A
N4	W	Washington State	27-11	H
N11	L	Arizona State	29-38	H
N18	L	Stanford	24-29	A

1996

6-6-0, 3-5-0 Pac-10 (5th-T)

Head Coach: Steve Mariucci

Captains: Pat Barnes, Brandon

Whiting, Ryan Longwell

S7	W	San Jose State	45-25	A
S14	W	San Diego State	42-37	H
S21	W	Nevada	33-15	H
S28	W	Oregon State	48-42 (3ot)	H
O5	W	USC (17)	22-15	A
O19	L	(19) Washington State	18-21	A
O26	L	(25) UCLA	29-38	H
N2	W	Arizona	56-55 (4ot)	H
N9	L	Arizona State (4)	7-35	A
N16	L	Oregon	23-40	A
N23	L	Stanford	21-42	H

ALOHA BOWL

D25 L Navy 38-42 HO

HO - Honolulu, HI

1997

3-8-0, 1-7-0 Pac-10 (9th)

Head Coach: Tom Holmoe

Captains: Brandon Whiting, Bobby

Shaw, Jeremy Newberry

S6	W	Houston	35-3	A
S20	W	Oklahoma	40-36	H
S27	L	USC	17-27	H
O4	L	Louisiana Tech	34-41	SH
O11	L	Washington (10)	3-30	H
O18	L	Washington State (13)	37-63	A
O25	L	UCLA (13)	17-35	A
N1	W	Oregon State	33-14	H
N8	L	Arizona State (15)	21-28	H
N15	L	Arizona	38-41 (2ot)	A
N22	L	Stanford	20-21	A

SH - Shreveport, LA

1998

5-6-0, 3-5-0 Pac-10 (7th)

Head Coach: Tom Holmoe

Captains: Dameane Douglas, Matt

Beck, Sekou Sanyika, John

Welbourn

S5	W	Houston	14-10	H
S12	L	Nebraska (4)	3-24	H
S19	W	Oklahoma	13-12	A
S26	W	Washington State	24-14	H
O10	W	USC (19)	32-31	A
O17	L	Washington	13-21	A
O24	L	UCLA (2)	16-28	H
O31	W	Oregon State	20-19	A
N7	L	Arizona State	22-55	A
N14	L	Arizona (9)	23-27	H
N21	L	Stanford	3-10	H

1999

0-11-0, 0-8-0 Pac-10 (6th-T)*

Head Coach: Tom Holmoe

Captains: Matt Beck,

Sekou Sanyika, Deltha O'Neal,

Andre Carter, Mawuko Tugbenyoh,

Kevin Doherty

S4	W	Rutgers*	21-7	H
S11	L	Nebraska (5)	0-45	A
S25	W	Arizona State*	24-23	H
O2	L	Washington State	7-31	A
O9	L	BYU (24)	28-38	A
O16	W	UCLA*	17-0	A
O23	L	Washington	27-31	H
O30	W	USC*	17-7	H
N6	L	Oregon State	7-17	A
N13	L	Oregon	19-24	H
N20	L	Stanford	13-31	A

*Ca; win later forfeited due to ineligible players

2000

3-8-0, 2-6-0 Pac-10 (8th-T)

Head Coach: Tom Holmoe

Captains: Andre Carter,

Chidi Iwuoma, Reed Diehl, Jacob

Waasdorp

S9	W	Utah	24-21	H
S16	L	Illinois (19)	15-17	A
S23	L	Fresno State	3-17	A
S30	L	Washington State	17-21	H
O7	L	Arizona State	10-30	A
O14	W	UCLA (13)	46-38 (3ot)	H
O21	L	Washington (9)	24-36	A
O28	W	USC	28-16	A
N4	L	Oregon State (14)	32-38	H
N11	L	Oregon (6)	17-25	A
N18	L	Stanford	30-36 (ot)	H

2001

1-10-0, 0-8-0 Pac-10 (10th)

Head Coach: Tom Holmoe

Captains: Scott Fujita, Marcus Fields,

Dewey Hale, Brandon Ludwig,

Adam Sugarman

S1	L	Illinois	17-44	H
S8	L	BYU	16-44	H
S22	L	Washington State	20-51	A
S29	L	Washington (13)	28-31	H
O13	L	Oregon (5)	7-48	H
O20	L	UCLA (4)	17-56	A
O27	L	Oregon State	10-19	A
N3	L	Arizona	24-38	H
N10	L	USC	14-55	H
N17	L	Stanford (13)	28-35	A
N23	W	Rutgers	20-10	A

2002

7-5-0, 4-4-0 Pac-10 (4th-T)

Head Coach: Jeff Tedford

Captains: Nnamdi Asomugha, Kyle

Boller, Joe Igbor, Matt Nixon

A31	W	Baylor	70-22	H
S7	W	New Mexico State	34-13	H
S14	W	Michigan State (15)	46-22	A
S21	L	(23) Air Force	21-23	H
S28	L	Washington State (16)	38-48	H
O5	W	Washington (12)	34-27	A
O12	L	USC (20)	28-30	A
O19	W	UCLA	17-12	H
O26	L	Oregon State	13-24	A
N9	W	Arizona State (25)	55-38	A
N16	L	Arizona	41-52	H
N23	W	Stanford	30-7	H

2003

8-6-0, 5-3-0 Pac-10 (3rd-T)

Head Coach: Jeff Tedford

Captains: Adimchinobe Echemandu,

Aaron Rodgers, Lorenzo

Alexander, Donnie McCleskey

A23	L	Kansas State	28-42	A
A30	W	Southern Miss	34-2	H
S6	L	Colorado State	21-23	H
S11	L	Utah	24-31	A
S20	W	Illinois	31-24	A
S27	W	USC (3)	34-31 (3ot)	H
O4	L	Oregon State	21-35	H
O18	L	UCLA	20-23 (ot)	A
O25	W	Arizona	42-14	H
N1	W	Arizona State	51-23	A
N8	L	Oregon	17-21	A
N15	W	Washington	54-7	H
N22	W	Stanford	28-16	A

INSIGHT BOWL

D26 W Virginia Tech 52-49 PH

PH - Phoenix, AZ



ALL-TIME RESULTS

2004

10-2-0, 7-1-0 Pac-10 (2nd)
Final AP Ranking: No. 9
Final Coaches Poll Ranking: No. 9
Head Coach: Jeff Tedford
Captains: J.J. Arrington, Aaron Rodgers, Lorenzo Alexander, Ryan Gutierrez
S4 W (13) Air Force 56-14 A
S11 W (13) New Mexico State 41-14 H
O2 W (9) Oregon State 49-7 A
O9 L (7) USC (1) 17-23 A
O16 W (8) UCLA 45-28 H
O23 W (7) Arizona 38-0 A
O30 W (7) Arizona State (20) 27-0 H
N6 W (4) Oregon 28-27 H
N13 W (5) Washington 42-12 A
N20 W (4) Stanford 41-6 H
D4 W (4) Southern Miss 26-16 A
HOLIDAY BOWL
D30 L (4) Texas Tech 31-45 SD
SD - San Diego, CA

2005

8-4-0, 4-4-0 Pac-10 (4th-T)
Final AP Ranking: No. 25
Final Coaches Ranking: No. 25
Head Coach: Jeff Tedford
Captains: Marvin Phillip, Donnie McCleskey
S3 W (19) Sacramento State 41-3 H
S10 W (16) Washington 56-17 A
S17 W (15) Illinois 35-20 H
S23 W (13) New Mexico State 41-13 A
O1 W (12) Arizona 28-0 H
O8 L (10) UCLA (16) 40-47 A
O15 L (18) Oregon State 20-23 H
O22 W (25) Washington State 42-28 H
N5 L (23) Oregon (13) 20-27 (ot) A
N12 L USC (1) 10-35 H
N19 W Stanford 27-3 A
LAS VEGAS BOWL
D 22 W BYU 35-28 LV
LV - Las Vegas, NV

2006

10-3-0, 7-2-0 Pac-10 (1st-T)
Final AP Ranking: No. 14
Final Coaches Ranking: No. 14
Head Coach: Jeff Tedford
PAC-10 CONFERENCE
CO-CHAMPIONS
Captains: Desmond Bishop, Craig Stevens
S2 L (9) Tennessee (23) 18-35 A
S9 W (22) Minnesota 42-17 H
S16 W (21) Portland State 42-16 H
S23 W (21) Arizona State (22) 49-21 H
S30 W (20) Oregon State 41-13 A
O7 W (16) Oregon (11) 45-24 H
O14 W (10) Washington State 21-3 A
O21 W (11) Washington 31-24 (ot) H
N4 W (10) UCLA 38-24 H
N11 L (8) Arizona 20-24 A
N18 L (17) USC (4) 9-23 A
D2 W (22) Stanford 26-17 H
HOLIDAY BOWL
D28 W (20) Texas A&M (21) 45-10 SD
SD - San Diego, CA

2007

7-6-0, 3-6-0 Pac-10 (7th-T)
Head Coach: Jeff Tedford
Captains: Craig Stevens, Thomas DeCoud
S1 W (12) Tennessee (15) 45-31 H
S8 W (10) Colorado State 34-28 A
S15 W (8) Louisiana Tech 42-12 H
S22 W (6) Arizona 45-27 H
S29 W (6) Oregon (11) 31-24 A
O13 L (2) Oregon State 28-31 H
O20 L (10) UCLA 21-30 A
O27 L (18) Arizona State (7) 20-31 A
N3 W (24) Washington State 20-17 H
N10 L USC (12) 17-24 H
N17 L Washington 23-37 A
D1 L Stanford 13-20 A
ARMED FORCES BOWL
D31 W Air Force 42-36 FW
FW - Fort Worth, TX

2008

9-4-0, 6-3-0 Pac-10 (4th)
Final Coaches Ranking: No. 25
Head Coach: Jeff Tedford
Captains: Alex Mack, Zack Follett
A30 W Michigan State 38-31 H
S6 W Washington State 66-3 A
S13 L (23) Maryland 27-35 A
S27 W Colorado State 42-7 H
O4 W Arizona State 24-14 H
O18 L (25) Arizona 27-42 A
O25 W UCLA 41-20 H
N1 W Oregon (24) 26-16 H
N8 L (21) USC (7) 3-17 A
N15 L Oregon State (23) 21-34 A
N22 W Stanford 37-16 H
D6 W Washington 48-7 H
EMERALD BOWL
D27 W Miami, Fla. 24-17 SF
SF - San Francisco, CA

2009

8-5-0, 5-4-0 Pac-10 (5th-T)
Head Coach: Jeff Tedford
Captains: Tyson Alualu, Kevin Riley
S5 W (12) Maryland 52-13 H
S12 W (10) Eastern Washington 59-7 H
S19 W (T7) Minnesota 35-21 A
S26 L (6) Oregon 3-42 A
O3 L (19) USC (7) 3-30 H
O17 W UCLA 45-26 A
O24 W Washington State 49-17 H
O31 W Arizona State 23-21 A
N7 L (23) Oregon State 14-31 H
N14 W Arizona (18) 24-16 H
N21 W Stanford (14) 34-28 A
D5 L (19) Washington 10-42 A
POINSETTIA BOWL
D23 L Utah (23) 27-37 SD
SD - San Diego, CA

2010

5-7-0, 3-6-0 Pac-10 (8th)
Head Coach: Jeff Tedford
Captains: Kevin Riley, Mike Mohamed, Chris Guarnero, Cameron Jordan, Shane Vereen
S4 W UC Davis 52-3 H
S11 W Colorado 52-7 H
S17 L (24) Nevada 31-52 A
S25 L Arizona 9-10 A
O9 W UCLA 35-7 H
O16 L USC 14-48 A
O23 W Arizona State 50-17 H
O30 L Oregon State 7-35 A
N6 W Washington State 20-13 A
N13 L Oregon (1) 13-15 H
N20 L Stanford (6) 14-48 H
N27 L Washington 13-16 H

2011

7-6-0, 4-5-0 Pac-12 North (4th)
Head Coach: Jeff Tedford
Captains: Marvin Jones, Mitchell Schwartz, Trevor Guyton, D.J. Holt
S3 W Fresno State 36-21 CA
S10 W Colorado 36-33 (ot) A
S17 W Presbyterian 63-12 H
S24 L Washington 23-31 A
O6 L Oregon (9) 15-43 A
O13 L USC 9-30 H
O22 W Utah 34-10 H
O29 L UCLA 14-31 A
N5 W Washington State 30-7 H
N12 W Oregon State 23-6 H
N19 L Stanford (8) 28-31 A
N25 W Arizona State 47-38 A
HOLIDAY BOWL
D28 L Texas 10-21 SD
SD - San Diego, CA
CA - Candlestick Park, San Francisco, CA
H - Home game at AT&T Park, San Francisco, CA

2012

3-9-0, 2-7-0 Pac-12 North (5th)
Head Coach: Jeff Tedford
Captains: Keenan Allen, Brian Schwenke, Josh Hill, Robert Mullins
S1 L Nevada 24-31 H
S8 W Southern Utah 50-31 H
S15 L Ohio State (12) 28-35 A
S22 L USC (13) 9-27 A
S29 L Arizona State 17-27 H
O6 W UCLA (25) 43-17 H
O13 W Washington State 31-17 A
O20 L Stanford (22) 3-21 H
O27 L Utah 27-49 A
N2 L Washington 13-21 H
N10 L Oregon (2) 17-59 H
N17 L Oregon State 14-62 A

2013

1-11-0, 0-9-0 Pac-12 North (6th)
Head Coach: Sonny Dykes
Captains: Jackson Bouza, Deandre Coleman, Stefan McClure, Freddie Tagaloa
A31 L Northwestern (22) 30-44 H
S7 W Portland State 37-30 H
S14 L Ohio State (3) 32-54 H
S28 L Oregon (2) 16-55 A
O5 L Washington State 22-44 H
O12 L UCLA (11) 10-37 A
O19 L Oregon State 17-49 H
O26 L Washington 17-41 A
N2 L Arizona 28-33 H
N9 L USC 28-62 H
N16 L Colorado 24-41 A
N23 L Stanford (10) 13-63 A

2014

5-7-0, 3-6-0 Pac-12 North (4th)
Head Coach: Sonny Dykes
Captains: Lucus Gingold, Jared Goff, Daniel Lasco, Michael Lowe, Stefan McClure, Brennan Scarlett
A30 W Northwestern 31-24 A
S6 W Sacramento State 55-14 H
S20 L Arizona 45-49 A
S27 W Colorado 59-56 (2ot) H
O4 W Washington State 60-59 A
O11 L Washington 7-31 H
O18 L UCLA 34-36 H
O24 L Oregon (6) 41-59 LE
N1 W Oregon State 45-31 A
N13 L USC 30-38 A
N22 L Stanford 17-38 H
N29 L BYU 35-42 H
LE - Home game at Levi's® Stadium, Santa Clara, CA

2015

8-5-0, 4-5-0 Pac-12 North (4th)
Head Coach: Sonny Dykes
Captains: Jared Goff, Daniel Lasco, Stefan McClure, Hardy Nickerson, Jordan Rigsbee
S5 W Grambling State 73-14 H
S12 W San Diego State 35-7 H
S19 W Texas 45-44 A
S26 W Washington 30-24 A
O3 W (24) Washington State 34-28 H
O10 L (23) Utah (5)^ 24-30 A
O22 L (20) UCLA 24-40 A
O31 L USC 21-27 H
N7 L Oregon 28-44 A
N14 W Oregon State 54-24 H
N21 L Stanford (15) 22-35 A
N28 W Arizona State 48-46 H
ARMED FORCES BOWL
D29 W Air Force 55-36 FW
FW - Fort Worth, TX
^ESPN College Gameday

ALL-TIME RESULTS

2016

5-7, 3-6 Pac-12 North (4th-T)

Head Coach: Sonny Dykes

**Captains: Darius Allensworth,
Raymond Davison III, James
Looney, Steven Moore, Davis
Webb**

A27	W	Hawai'i	51-31	SY
S10	L	San Diego State	40-45	A
S17	W	Texas (11)	50-43	H
S24	L	Arizona State	41-51	A
O1	W	Utah (18)	28-23	H
O8	L	Oregon State	44-47 (ot)	A
O21	W	Oregon	52-49 (2ot)	H
O27	L	USC	24-45	A
N5	L	Washington (4)	27-66	H
N12	L	Washington State (23)	21-56	A
N19	L	Stanford (24)	31-45	H
N26	W	UCLA	36-10	H

SY – College Football Sydney Cup in
Sydney, Australia

2017

5-7, 2-7 Pac-12 North (5th)

Head Coach: Justin Wilcox

**Captains: Game Captains (First 6
Games); Devante Downs, Patrick
Laird, James Looney, Kanawai
Noa (Last 6 Games)**

S2	W	North Carolina	35-30	A
S9	W	Weber State	33-20	H
S16	W	Ole Miss	27-16	H
S23	L	USC (5)	20-30	H
S30	L	Oregon	24-45	A
O7	L	Washington (6)	7-38	A
O13	W	Washington State (8)	37-3	H
O21	L	Arizona	44-45 (2ot)	H
O28	L	Colorado	28-44	A
N4	W	Oregon State	37-23	H
N18	L	Stanford (20)	14-17	A
N24	L	UCLA	27-30	A

2018

7-6, 4-5 Pac-12 North (5th)

Head Coach: Justin Wilcox

**Captains: Jordan Kunaszyk, Patrick
Laird (Season), Separate Game
Captains**

S1	W	North Carolina	24-17	H
S8	W	BYU	21-18	A
S15	W	Idaho State	45-23	H
S29	L	(24) Oregon (19)	24-42	H
O6	L	Arizona	17-24	A
O13	L	UCLA	7-37	H
O20	W	Oregon State	49-7	A
O27	W	Washington (13)	12-10	H
N3	L	Washington State (8)	13-19	A
N10	W	USC	15-14	A
N24	W	Colorado	33-21	H
D1	L	Stanford	13-23	H

CHEEZ-IT BOWL
D26 L TCU 7-10 (ot) P
P – Phoenix, AZ



RECORDS VS. ALL OPPONENTS

Table with columns: OPPONENT, W-L-T, PF, PA, FIRST/LAST, NOTES. Lists 100+ opponents with their respective records and game details.

Notes: 2019 opponents in bold type; data includes games against "Collegiate" teams only



SERIES HISTORY VS. 2019 OPPONENTS

ARIZONA STATE

CAL leads series, 18-16

9/25/76	W	31-22	A
10/14/78	L	21-35	A
9/8/79	W	17-9	A
11/8/80	L	6-34	A
10/17/81	L	17-45	A
9/25/82	L	0-15	H
11/5/83	W	26-24	H
10/6/84	W	19-14	A
11/2/85	L	8-30	H
11/8/86	L	0-49	A
11/14/87	W	38-20	H
10/13/90	W	31-24	A
11/16/91	W	25-6	H
11/14/92	L	12-28	A
11/6/93	L	0-41	A
9/24/94	W	25-21	H
11/11/95	L	29-38	H
11/9/96	L	7-35	A
11/8/97	L	21-28	H
11/7/98	L	22-55	A
9/25/99	W+	24-23	H
10/7/00	L	10-30	A
11/9/02	W	55-38	A
11/1/03	W	51-23	A
10/30/04	W	27-0	H
9/23/06	W	49-21	H
10/27/07	L	20-31	A
10/4/08	W	24-14	H
10/31/09	W	23-21	A
10/23/10	W	50-17	H
11/25/11	W	47-38	A
9/29/12	L	17-27	H
11/28/15	W	48-46	H
9/24/16	L	41-51	A

+forfeited to CAL

SERIES NOTES

Points, CAL - 1,006
 Points, ASU - 788
 Most Points, CAL - 55 (2002)
 Most Points, ASU - 55 (1998)
 Largest Margin, CAL - 33 (2010)
 Largest Margin, ASU - 33 (1998)
 Longest Win Streak, CAL - 4 (2002-06, 2008-11)
 Longest Win Streak, ASU - 4 (1995-98)
 Current Win Streak - ASU, 1 (2016)

NORTH TEXAS

First Meeting

OLE MISS

CAL leads series, 1-0

9/16/17	W	27-16	H
---------	---	-------	---

SERIES NOTES

Points, CAL - 27
 Points, Ole Miss - 16
 Largest Margin, CAL - 11 (2017)
 Longest Win Streak, CAL - 1 (2017)
 Current Win Streak - CAL, 1 (2017)

OREGON

CAL leads series, 40-39-2

11/18/99	W	12-0	H
11/17/00	L	0-2	H
11/22/04	W	12-0	H
10/12/05	T	0-0	H
10/21/16	L	14-39	H
11/17/17	L	0-21	A1
11/23/18	W	6-0	H
10/22/21	W	39-0	H

10/24/25	W	28-0	A2
10/30/26	L	13-21	H
10/15/27	W	16-0	A2
11/3/28	W	13-0	H
11/12/35	W	6-0	A2
11/14/36	W	28-0	H
11/13/37	W	26-0	A2
11/12/38	W	20-0	H
10/14/39	L	0-6	H
11/16/40	W	14-6	H
10/18/41	L	7-19	A2
10/31/42	W	20-7	H
11/17/45	L	13-20	H
10/5/46	L	13-14	H
11/12/49	W	41-14	H
9/30/50	W	28-7	A2
11/17/51	W	28-26	H
10/11/52	W	41-7	A2
11/14/53	T	0-0	H
10/9/54	L	27-33	H
10/15/55	L	0-21	A2
11/3/56	L	6-28	H
10/26/57	L	6-24	A1
10/25/58	W	23-6	H
11/7/59	L	18-20	A1
10/22/60	L	0-20	H
11/13/65	W	24-0	A2
9/16/67	W	21-13	H
11/16/68	W	36-8	A2
9/12/70	L	24-31	H
11/13/71	W	17-10	A1
11/4/72	W	31-12	H
10/13/73	L	10-41	A1
10/12/74	W	40-10	H
10/11/75	W	34-7	A1
10/9/76	W	27-10	H
11/12/77	W	48-16	A1
10/7/78	W	21-18	H
10/6/79	W+	19-14	A1
10/11/80	W	31-6	H
10/16/82	W	10-7	H
10/8/83	L	17-24	A1
9/22/84	L	14-21	H
10/19/85	L	24-27	A1
11/1/86	L	9-27	H
10/31/87	W	20-6	A1
9/9/89	L	19-35	A1
11/10/90	W	28-3	H
10/12/91	W	45-7	H
11/7/92	L	17-37	A1
10/2/93	W	42-41	H
10/15/94	L	7-23	A1
10/14/95	L	30-52	H
11/16/96	L	23-40	A1
11/13/99	L	19-24	H
11/11/00	L	17-25	A1
10/13/01	L	7-48	H
11/8/03	L	17-21	A1
11/6/04	W	28-27	H
11/5/05	L	20-27 (ot)	A1
10/7/06	W	45-24	H
9/29/07	W	31-24	A1
11/1/08	W	26-16	H
9/26/09	L	3-42	A1
11/13/10	L	13-15	H
10/6/11	L	15-43	A1
11/10/12	L	17-59	H
9/28/13	L	16-55	A1
10/24/14	L	41-59	HL
11/7/15	L	28-44	A1
10/21/16	W	52-49 (2ot)	H
9/30/17	L	24-45	A
9/29/18	L	24-42	H

+forfeited to CAL

A1 - Away, Eugene, OR; A2 - Away, Portland, OR
 HL - Home, Levi's® Stadium, Santa Clara, CA

SERIES NOTES

Points, CAL - 1,687
 Points for ORE - 1,598
 Most Points, CAL - 52 (2016)
 Most Points, ORE - 59 (2012, 2014)
 Largest Margin, CAL - 39 (1921)
 Largest Margin, ORE - 42 (2012)
 Longest Win Streak, CAL - 6 (1927-38)
 Longest Win Streak, ORE - 7 (1994-2003, 2009-15)
 Current Win Streak - ORE 2 (2017-18)

OREGON STATE

CAL leads series, 38-33-0

10/28/05	W	10-0	H
10/27/17	W	14-3	H
11/1/19	W	21-14	H
10/30/20	W	17-7	A1
10/20/23	W	26-0	H
10/16/26	L	7-27	H
10/10/36	W	7-0	A2
10/2/37	W	24-6	H
10/29/38	W	13-7	H
11/18/39	L	0-21	A1
11/2/40	L	13-19	H
11/15/41	L	0-6	H
10/3/42	L	8-13	A1
11/16/46	L	7-28	H
10/16/48	W	42-0	H
10/1/49	W	41-0	A2
10/21/50	W	27-0	H
10/27/51	W	35-14	H
9/26/53	W	26-0	A2
11/13/54	W	46-7	H
11/12/55	L	14-16	H
10/13/56	L	13-21	A1
11/9/57	L	19-21	H
11/1/58	L	8-14	A1
10/24/59	L	20-24	H
10/29/60	W	14-6	A1
11/8/69	L	3-35	H
11/7/70	L	10-16	A1
10/9/71	W	30-27	H
11/11/72	L	23-26	A2
10/20/73	W	24-14	H
10/19/74	W	17-14	A1
10/18/75	W	51-24	H
10/16/76	L	9-10	A1
10/15/77	W	41-17	H
10/13/79	W	45-0	H
10/18/80	W	27-6	H
10/31/81	W	45-3	H
10/30/82	W	28-14	A1
10/15/83	W	45-19	H
10/13/84	L	6-9	A1
9/14/85	L	20-23	A2
10/11/86	L	12-14	H
9/17/88	L	16-17	A1
10/28/89	L	24-25	H
11/9/91	W	27-14	A1
10/3/92	W	42-0	H
10/21/95	W	13-12	A1
9/28/96	W	48-42 (3ot)	H
11/1/97	W	33-14	H
10/31/98	W	20-19	A1
11/6/99	L	7-17	A1
11/4/00	L	32-38	H
10/27/01	L	10-19	A1
10/26/02	L	13-24	A1
10/4/03	L	21-35	H
10/2/04	W	49-7	A1
10/15/05	L	20-23	H
9/30/06	W	41-13	A1
10/13/07	L	28-31	H
11/15/08	L	21-34	A1
11/7/09	L	14-31	H



SERIES HISTORY VS. 2019 OPPONENTS

Table with columns for date, result, score, and opponent. Includes games from 10/30/10 to 10/20/18.

A1 - Away, Corvallis, OR; A2 - Away, Portland, OR; HS - Home, AT&T Park, San Francisco

SERIES NOTES

Points, CAL - 1,667
Points, OSU - 1,424
Most Points, CAL - 54 (2015)
Most Points, OSU - 62 (2012)
Largest Margin, CAL - 45 (1979)
Largest Margin, OSU - 48 (2012)
Longest Win Streak, CAL - 6 (1948-54, 1977-83, 1991-98)
Longest Win Streak, OSU - 5 (1939-46, 1955-59, 1984-89, 1999-2003)
Current Win Streak - CAL, 2 (2017-18)

STANFORD

*Stanford leads series, 64-46-11

Table with columns for date, result, score, and opponent. Includes games from 3/19/92 to 11/21/42.

Table with columns for date, result, score, and opponent. Includes games from 11/23/46 to 12/1/18.

A1 - Stanford, CA; A2 - San Francisco, CA
*Rugby, not in official records
+SATC game, not in official records

SERIES NOTES

Points, CAL - 2,006
Points, STAN - 2,120
Most Points, CAL - 48 (1975)
Most Points, STAN - 63 (2013)
Largest Margin, CAL - 35 (1921, 2004)
Largest Margin, STAN - 50 (2013)
Longest Win Streak, CAL - 5 (1919-23, 2002-06)
Longest Win Streak, STAN - 9 (2010-18)
Current Win Streak - STAN, 9 (2010-18)

UC DAVIS

CAL leads series, 9-0

Table with columns for date, result, score, and opponent. Includes games from 9/17/32 to 9/4/10.

SERIES NOTES

Points for CAL - 351
Points for UCD - 23
Most Points, CAL - 54 (1934)
Most Points, UCD - 14 (1939)
Largest Margin, CAL - 54 (1934)
Largest Margin, UCD - None
Longest Win Streak, CAL - 9 (1932-2010)
Longest Win Streak, UCD - None
Current Win Streak - CAL, 9 (1932-2010)

UCLA

UCLA leads series, 55-33-1

Table with columns for date, result, score, and opponent. Includes games from 11/4/33 to 10/14/67.



SERIES HISTORY VS. 2019 OPPONENTS

10/19/68	W	39-15	H	11/5/21	W	38-7	H	10/7/95	L	16-26	H
10/18/69	L	0-32	A1	10/28/22	W	12-0	A2	10/5/96	W	22-15	A1
10/17/70	L	21-24	H	11/10/23	W	13-7	A1	9/27/97	L	17-27	H
10/23/71	W	31-24	A1	11/1/24	W	7-0	H	10/10/98	W	32-31	A1
10/21/72	L	13-49	H	10/23/26	L	0-27	H	10/30/99	W+	17-7	H
10/27/73	L	21-61	A1	10/29/27	L	0-13	A1	10/28/00	W	28-16	A1
10/26/74	L	3-28	H	10/20/28	T	0-0	H	11/10/01	L	14-55	H
10/25/75	L	14-28	A1	11/2/29	W	15-7	A1	10/12/02	L	28-30	A1
10/23/76	L	19-35	H	11/8/30	L	0-74	A1	9/27/03	W	34-31 (3ot)	H
10/22/77	L+	19-21	A1	10/24/31	L	0-6	H	10/9/04	L	17-23	A1
10/21/78	L	0-45	H	11/5/32	L	7-27	A1	11/12/05^	L	10-35	H
10/20/79	L	27-28	A1	10/28/33	L	3-6	H	11/18/06	L	9-23	A1
10/25/80	L	9-32	H	11/10/34	W	7-2	A1	11/10/07	L	17-24	H
10/24/81	L	6-34	A1	10/26/35	W	21-7	H	11/8/08	L	3-17	A1
10/23/82	L	31-47	H	11/7/36	W	13-7	A1	10/3/09	L	3-30	H
10/22/83	L	16-20	A2	10/23/37	W	20-6	H	10/16/10	L	14-48	A1
10/20/84	L	14-17	H	10/15/38	L	7-13	A1	10/13/11	L	9-30	HA
10/26/85	L	7-34	A2	10/28/39	L	0-26	H	9/22/12	L	9-27	A1
10/18/86	L	10-36	H	11/9/40	W	20-7	A1	11/9/13	L	28-62	H
10/24/87	L	18-42	A2	10/25/41	W	14-0	H	11/13/14	L	30-38	A1
10/15/88	L	21-38	H	11/7/42	L	7-21	A1	10/31/15	L	21-27	H
9/30/89	L	6-24	A2	10/2/43	L	0-7	H	10/27/16	L	24-45	A1
10/20/90	W	38-31	H	10/30/43	L	0-13	A1	9/23/17	L	20-30	H
10/5/91	W	27-24	A2	10/7/44	T	6-6	A1	11/10/18	W	15-14	A1
10/31/92	W	48-12	H	11/18/44	L	0-32	H				
9/4/93	W	27-25	A2	9/29/45	L	2-13	H				
10/8/94	W	26-7	H	11/14/45	L	0-14	A1				
10/28/95	L	16-33	A2	11/9/46	L	0-14	A1				
10/26/96	L	29-38	H	10/25/47	L	14-39	H				
10/25/97	L	17-35	A2	10/30/48	W	13-7	A1				
10/24/98	L	16-28	H	10/15/49	W	16-10	H				
10/16/99	W*	17-0	A2	10/14/50	W	13-7	A1				
10/14/00	W	46-38 (3ot)	H	10/20/51	L	14-21	H				
10/20/01	L	17-56	A2	11/1/52	L	0-10	A1				
10/19/02	W	17-12	H	10/24/53	L	20-32	H				
10/18/03	L	20-23 (ot)	A2	10/23/54	L	27-29	A1				
10/16/04	W	45-28	H	10/22/55	L	6-33	H				
10/8/05	L	40-47	A2	11/10/56	L	7-20	A1				
11/4/06	W	38-24	H	10/19/57	W	12-0	H				
10/20/07	L	21-30	A2	10/18/58	W	14-12	A1				
10/25/08	W	41-20	H	10/31/59	L	7-14	H				
10/17/09	W	45-26	A2	10/15/60	L	10-27	A1				
10/9/10	W	35-7	H	10/21/61	L	14-28	H				
10/29/11	L	14-31	A2	10/20/62	L	6-32	A1				
10/6/12	W	43-17	H	10/26/63	L	6-36	H				
10/12/13	L	10-37	A2	10/24/64	L	21-26	A1				
10/18/14	L	34-36	H	11/6/65	L	0-35	H				
10/22/15	L	24-40	A2	11/5/66	L	9-35	A1				
11/26/16	W	36-10	H	11/4/67	L	12-31	H				
11/24/17	L	27-30	A2	11/9/68	L	17-35	A1				
10/13/18	L	7-37	H	11/1/69	L	9-14	H				
				10/31/70	W	13-10	A1				
				10/30/71	L	0-28	H				
				10/14/72	L	14-42	A1				
				11/3/73	L	14-50	H				
				11/2/74	T	15-15	A1				
				11/1/75	W	28-14	H				
				10/30/76	L	6-20	A1				
				10/29/77	W	17-14	H				
				10/28/78	L	17-42	A1				
				10/27/79	L	14-24	H				
				11/1/80	L	7-60	A1				
				11/7/81	L	3-21	H				
				11/6/82	L	0-42	A1				
				10/29/83	L	9-19	H				
				10/27/84	L	7-31	A1				
				11/9/85	W	14-6	H				
				11/15/86	L	3-28	A1				
				9/26/87	L	14-31	H				
				11/5/88	L	3-35	A1				
				10/14/89	L	15-31	H				
				11/3/90	T	31-31	A1				
				11/2/91	W	52-30	H				
				10/17/92	L	24-27	A1				
				10/30/93	L	14-42	H				
				10/22/94	L	0-61	A1				

*Rugby, not in official records
+Win forfeited by CAL; ^Win vacated by USC
A1 - Los Angeles, CA; A2 - Pasadena, CA;
HA - Home, AT&T Park, San Francisco, CA

SERIES NOTES
Points, CAL - 1,418
Points, USC - 2,392
Most Points, CAL - 52 (1991)
Most Points, USC - 74 (1930)
Largest Margin, CAL - 31 (1921)
Largest Margin, USC - 74 (1930)
Longest Win Streak, CAL - 6 (1918-24)
Longest Win Streak, USC - 14 (2004-17)
Current Win Streak - CAL, 1 (2018)

UTAH
CAL leads series, 6-5
10/23/20 W 63-0 H
10/11/58 W 36-21 H
11/16/63 W 35-22 A
11/14/64 L 0-14 H
9/9/00 W 24-21 H
9/11/03 L 24-31 A
12/23/09 L 27-37 S
10/22/11 W 34-10 H (SF)
10/27/12 L 27-49 A
10/10/15 L 24-30 A
10/1/16 W 28-23 H
S - San Diego, 2009 Poinsettia Bowl
H (SF) - San Francisco, AT&T Park

SERIES NOTES
Points, CAL - 322
Points, UTAH - 258
Most Points, CAL - 63 (1920)
Most Points, UTAH - 49 (2012)
Largest Margin, CAL - 63 (1920)
Largest Margin, UTAH - 22 (2012)
Longest Win Streak, CAL - 3 (1920-63)
Longest Win Streak, UTAH - 2 (2003-09; 2012-15)
Current Win Streak - CAL, 1 (2016)

SERIES NOTES
Points, CAL - 1,629
Points, UCLA - 2,128
Most Points, CAL - 48 (1992)
Most Points, UCLA - 61 (1973)
Largest Margin, CAL - 36 (1992)
Largest Margin, UCLA - 53 (1965)
Longest Win Streak, CAL - 5 (1990-94)
Longest Win Streak, UCLA - 18 (1972-89)
Current Win Streak - UCLA, 2 (2017-18)

USC
USC leads series, 70-31-5
*11/28/12 W 18-0 A1
*11/27/13 T 3-3 A1
10/23/15 L 10-28 H
11/25/15 W 23-21 A1
11/4/16 W 27-0 A1
11/29/17 T 0-0 A1
12/14/18 W 33-7 A1
11/8/19 W 14-13 A1



SERIES HISTORY VS. 2019 OPPONENTS

WASHINGTON

Washington leads series, 54-40-4

Table with columns for date, result, score, and location for Washington's games from 1993 to 2019.

Table with columns for date, result, score, and location for Washington's games from 1993 to 2019.

SERIES NOTES

Points, CAL - 1,801
Points, UW - 1,992
Most Points, CAL - 72 (1921)
Most Points, UW - 72 (1915)
Largest Margin, CAL - 69 (1921)
Largest Margin, UW - 72 (1915)
Longest Win Streak, CAL - 5 (1947-51, 2002-06)
Longest Win Streak, UW - 19 (1977-2001)
Current Win Streak - CAL, 1 (2018)

WASHINGTON STATE

CAL leads series, 47-28-5

Table with columns for date, result, score, and location for Washington State's games from 1993 to 2019.

Table with columns for date, result, score, and location for Washington State's games from 1993 to 2019.

*Coca-Cola Bowl

A1 - Pullman, WA; A2 - Spokane, WA; A3 -Portland, OR; A4 - Tokyo, Japan; HA - AT&T Park, San Francisco, CA

SERIES NOTES

Points, CAL - 1,921
Points, WSU - 1,440
Most Points, CAL - 66 (2008)
Most Points, WSU - 63 (1997)
Largest Margin, CAL - 63 (2008)
Largest Margin, WSU - 35 (2016)
Longest Win Streak, CAL - 8 (1920-29, 2005-12)
Longest Win Streak, WSU - 4 (1999-2002)
Current Win Streak - WSU, 1 (2018)



BOWL GAME HISTORY & RECORDS

BOWL GAME RECORD VS. OPPONENT

ALL TIME BOWL RECORD: 11-11-1

OPPONENT	W-L-T	PF	PA	FIRST/LAST	NOTES
Alabama	1-0-0	13	0	1938 Rose	Win secured most recent national title for Cal
Air Force	2-0-0	97	72	2007/2015 Armed Forces	Cal's biggest comeback ever in a bowl game after trailing 21-0 in 2007
BYU	1-0-0	35	28	2005 Las Vegas	Cal able to hold off BYU fourth-quarter rally
Clemson	1-0-0	37	13	1992 Citrus	First New Year's Day bowl for Cal since 1959
Georgia Tech	0-1-0	7	8	1929 Rose	Cal scores fourth-quarter TD but rally falls short
Iowa	1-1-0	49	41	1959 Rose/1993 Alamo	Cal redeems Rose Bowl loss in Alamo Bowl 34 years earlier
Miami, Fla.	1-0-0	24	17	2008 Emerald	Cal wins school record fourth straight bowl game
Michigan	0-1-0	6	14	1951 Rose	Cal drops third Rose Bowl in as many years
Navy	0-1-0	38	42	1996 Aloha	Two fourth-quarter touchdowns give Midshipmen comeback win
Northwestern	0-1-0	14	20	1949 Rose	First of school-record three straight Rose Bowl teams
Ohio State	1-1-0	42	17	1921 Rose/1950 Rose	Cal fourth and fifth in final 1950 Coaches and AP polls despite loss
TCU	0-1-0	7	10	2018 Cheez-It	Game ended in OT/Jaylenn Hawkins named Defensive MVP (3 INTs)
Temple	0-1-0	17	28	1979 Garden State	Cal's first bowl game in 21 seasons is played in Giants Stadium
Texas	0-1-0	10	21	2011 Holiday	Cal fell to 0-5 all-time against Texas before wins in 2015 and 2016
Texas A&M	1-0-0	45	10	2006 Holiday	Largest margin of victory in Cal bowl history
Texas Tech	0-1-0	31	45	2004 Holiday	J.J. Arrington becomes first Cal RB to post 2,000-yard season in bowl
Utah	0-1-0	37	27	2009 Poinsettia	Bears make seventh straight bowl appearance
Virginia Tech	1-0-0	52	49	2003 Insight	Tyler Fredrickson kicks game-winning FG on final play
Washington & Jefferson	0-0-1	0	0	1922 Rose	Teams play to a 0-0 tie in heavy rains
Wyoming	1-0-0	17	15	1990 Copper	Bears snap five-game bowl skid, win first bowl game since 1938

TEAM BOWL GAME RECORDS

CALIFORNIA

Points: 55 vs. Air Force, 2015 Armed Forces Bowl
First Downs: 28 vs. Iowa, 1993 Alamo Bowl
Rushing Attempts: 55 vs. Iowa, 1993 Alamo Bowl
Rushing Yards: 244 vs. Ohio State, 1921 Rose Bowl
Rushing Touchdowns: 5 vs. Virginia Tech, 2003 Insight Bowl
 5 vs. Texas A&M, 2006 Holiday Bowl
Pass Attempts: 42 vs. Texas Tech, 2004 Holiday Bowl
Pass Completions: 27 vs. Navy, 1996 Aloha Bowl
 27 vs. Virginia Tech, 2003 Insight Bowl
Completion Percentage: 79.2% (19-24) vs. Texas A&M, 2006 Holiday Bowl
Passing Yards: 467 vs. Air Force, 2015 Armed Forces Bowl
Passing Touchdowns: 6 vs. Air Force, 2015 Armed Forces Bowl
Had Intercepted: 5 vs. TCU, 2018 Cheez-It Bowl
Total Offense Plays: 83 vs. Iowa, 1993 Alamo Bowl
Total Offense Yards: 586 vs. Air Force, 2015 Armed Forces Bowl
Fumbles Lost: 4, vs. Texas, 2011 Holiday Bowl
Penalties: 9 vs. Ohio State, 1950 Rose Bowl
 9 vs. BYU, 2005 Las Vegas Bowl
Penalty Yards: 85 vs. BYU, 2005 Las Vegas Bowl
Sacks By: 7.0 vs. Wyoming, 1990 Copper Bowl
Tackles For Loss By: 10.0, vs. Miami, Fla., 2008 Emerald Bowl

OPPONENTS

Points: 49, Virginia Tech, 2003 Insight Bowl
First Downs: 30, Texas Tech, 2004 Holiday Bowl
Rushing Attempts: 67, Ohio State, 1950 Rose Bowl
Rushing Yards: 429, Iowa, 1959 Rose Bowl
Rushing Touchdowns: 6, Navy, 1996 Aloha Bowl
Pass Attempts: 60, Texas Tech, 2004 Holiday Bowl
Pass Completions: 39, Texas Tech, 2004 Holiday Bowl
Completion Percentage: 71.4% (15-21), Michigan, 1951 Rose Bowl
Passing Yards: 520, Texas Tech, 2004 Holiday Bowl
Passing Touchdowns: 4, Virginia Tech, 2003 Insight Bowl
Had Intercepted: 4, TCU, 2018 Cheez-It Bowl
Total Offense Plays: 81, Ohio State, 1950 Rose Bowl
 81, Texas Tech, 2004 Holiday Bowl
Total Offense Yards: 646, Navy, 1996 Aloha Bowl
Fumbles Lost: 5, Georgia Tech, 1929 Rose Bowl
Penalties: 12, BYU, 2005 Las Vegas Bowl
Penalty Yards: 103, BYU, 2005 Las Vegas Bowl
Sacks By: 6.0, Texas, 2011 Holiday Bowl
Tackles For Loss By: 13.0, Texas, 2011 Holiday Bowl

BOWL GAME HISTORY & RECORDS

INDIVIDUAL BOWL GAME RECORDS

RUSHING

Attempts: 34, Vic Bottari vs. Alabama, 1938 Rose Bowl
Yards: 194, Marshawn Lynch vs. BYU, 2005 Las Vegas Bowl
Touchdowns: 3, Marshawn Lynch vs. BYU, 2005 Las Vegas Bowl
Longest Rush: 67, Jackie Jensen vs. Northwestern, 1949 Rose Bowl

PASSING

Attempts: 42, Aaron Rodgers vs. Texas Tech, 2004 Holiday Bowl
Completions: 27, Pat Barnes vs. Navy, 1996 Aloha Bowl
 27, Aaron Rodgers vs. Virginia Tech, 2003 Insight Bowl
Yards: 467, Jared Goff vs. Air Force, 2015 Armed Forces Bowl
Touchdowns: 6, Jared Goff vs. Air Force, 2015 Armed Forces Bowl
Interceptions: 3, Bob Celeri vs. Ohio State, 1950 Rose Bowl
Completion Percentage: 84.2% (16-19), Kevin Riley vs. Air Force, 2007
 Armed Forces Bowl
Longest Pass: 74, Nate Longshore to Verran Tucker vs. Miami, Fla., 2008
 Emerald Bowl

RECEIVING

Receptions: 9, Tony Gonzalez vs. Navy, 1996 Aloha Bowl
 9, Keenan Allen vs. Texas, 2011 Holiday Bowl
Yards: 149, Chase Lyman vs. Virginia Tech, 2003 Insight Bowl
Touchdowns: 3, Kenny Lawler vs. Air Force, 2015 Armed Forces Bowl
Longest Reception: 74, Verran Tucker from Nate Longshore vs. Miami,
 Fla., 2008 Emerald Bowl

SCORING

Points: 18, Marshawn Lynch vs. BYU, 2005 Las Vegas Bowl
 18, Kenny Lawler vs. Air Force, 2015 Armed Forces Bowl
Touchdowns: 3, Marshawn Lynch vs. BYU, 2005 Las Vegas Bowl
 3, Kenny Lawler vs. Air Force, 2015 Armed Forces Bowl
Kicking Points: 13, Doug Brien vs. Iowa, 1993 Alamo Bowl
 13, Doug Brien vs. Clemson, 1992 Citrus Bowl
 13, Matt Anderson, vs. Air Force, 2015 Armed Forces Bowl
Extra Points: 7, Tyler Fredrickson vs. Virginia Tech, 2003 Insight Bowl
 7, Matt Anderson, vs. Air Force, 2015 Armed Forces Bowl
Field Goals: 3, Doug Brien vs. Iowa, 1993 Alamo Bowl
 3, Doug Brien vs. Clemson, 1992 Citrus Bowl
Field Goal Attempts: 3, Doug Brien vs. Iowa, 1993 Alamo Bowl
 3, Doug Brien vs. Clemson, 1992 Citrus Bowl
Longest Field Goal: 47, Giorgio Tavecchio vs. Texas, 2011 Holiday Bowl

PUNTING

Punts: 13, Archie Nesbit vs. Washington & Jefferson, 1922 Rose Bowl
Punting Yards: 516, Archie Nesbit vs. Washington & Jefferson, 1922
 Rose Bowl
Punting Average: 52.8, Ryan Longwell vs. Navy, 1996 Aloha Bowl
Longest Punt: 72, Ryan Longwell vs. Navy, 1996 Aloha Bowl

PUNT RETURNS

Returns: 5, Brian Treggs vs. Clemson, 1992 Citrus Bowl
Return Yards: 124, Brian Treggs vs. Clemson, 1992 Citrus Bowl
Longest Return: 72, Brian Treggs vs. Clemson, 1992 Citrus Bowl
Punt Return Touchdowns: 1, Brian Treggs vs. Clemson, 1992 Citrus Bowl

KICKOFF RETURNS

Returns: 6, Deltha O'Neal vs. Navy, 1996 Aloha Bowl
 6, Isi Sofele vs. Utah, 2009 Poinsettia Bowl
 6, Marshawn Lynch vs. Texas Tech, 2004 Holiday Bowl
Return Yards: 186, Deltha O'Neal vs. Navy, 1996 Aloha Bowl
Longest Return: 100, Deltha O'Neal vs. Navy, 1996 Aloha Bowl
Kickoff Return Touchdowns: 1, Deltha O'Neal vs. Navy, 1996 Aloha
 Bowl (100 yards)

INTERCEPTIONS/PASSES DEFENDED

Interceptions: 3, Jaylinn Hawkins vs. TCU, 2018 Cheez-It Bowl
Interception Return Yards: 61, Jerrott Willard vs. Iowa, 1993 Alamo Bowl
Longest Interception Return: 61, Jerrott Willard vs. Iowa, 1993 Alamo Bowl
Interception Return Touchdowns: 1, Jerrott Willard vs. Iowa, 1993
 Alamo Bowl (61 yards)
 1, Eddie Young vs. Utah, 2009 Poinsettia Bowl (31 yards)
Passes Broken Up: 3, Harrison Smith vs. Texas Tech, 2004 Holiday Bowl

FUMBLES

Recoveries: 1, Many times. Last by Kyle Kragen vs. Air Force, 2015 Armed
 Forces Bowl
Return Yards: 7, Cameron Jordan vs. Miami, Fla., 2008 Emerald Bowl
Longest Return: 7, Cameron Jordan vs. Miami, Fla., 2008 Emerald Bowl

TACKLES

Total Tackles: 15, Greg Bracelin vs. Temple, 1979 Garden State Bowl
Tackles for Loss: 4.0, Jerrott Willard vs. Iowa, 1993 Alamo Bowl
 4.0, Zack Follett vs. Miami, Fla., 2008 Emerald Bowl
 4.0, Kyle Kragen, vs. Air Force, 2015 Armed Forces Bowl
Sacks: 2.0, Many times. Last by Zack Follett vs. Miami, Fla., 2008
 Emerald Bowl



BOWL GAME HISTORY

ROSE BOWL

JANUARY 1, 1921

CALIFORNIA	28
OHIO STATE	0

College football may never again witness the sheer dominance displayed by California's legendary "Wonder Teams" of the 1920s, and the 1920 football team, in particular, will forever be remembered as one of the sport's all-time great teams. Under the genius of coach Andy Smith, the Golden Bears completely dismantled opponents en route to an 8-0 record and made their first appearance in the Rose Bowl. Despite their record and having outscored opponents by a total margin of 482-14, the Bears entered the contest as an underdog. Possibly because some Easterners had not yet developed much respect for student-athletes on the West Coast, a respected Ohio State team was predicted to beat Cal by six points.

The Bears wasted little time in refuting such predictions, as Pesky Sprott scored a touchdown early in the first quarter to give California a 7-0 lead. Smith's team was able to score two more touchdowns in the second quarter while a ferocious Bear defense held Ohio State scoreless for a 21-0 halftime lead. One of the scores came on a piece of Wonder Team trickery, as Sprott pitched the ball to end Brick Muller on a reverse who heaved the ball over 50 yards to Brodie Stephens for the touchdown. That play helped Cal break the game open and is thought of as one of the most famous plays in the history of the Rose Bowl. The Bears subsequently earned the unofficial national title.

California	7	14	0	7	-	28	
Ohio State	0	0	0	0	-	0	
				Cal		Ohio State	
First Downs				17		11	
Net Yards Rushing				244		105	
Passing (Comp-Att)				6-9		11-24	
Net Yards Passing				102		133	
Total Offense Yards				346		238	

ROSE BOWL

JANUARY 1, 1922

CALIFORNIA	0
WASHINGTON & JEFFERSON	0

California's Wonder Team of 1921 defeated every opponent they faced in the regular season, scoring a total of 167 points against conference opponents while only allowing 10. California took a 9-0 record into its second straight Rose Bowl, and although the Bears were predicted to record an easy victory, steady rains had reduced the field to a quagmire, and coach Andy Smith predicted a 0-0 tie. The Bears were fortunate to escape with that, as they only gained 49 yards in total offense and had two first downs while Washington and Jefferson had a 36-yard touchdown run called back on an offside penalty. The Bears original strategy to use a wide-open passing attack was impossible given the condition of the field, and they instead had to rely entirely on power. The results were almost disastrous for the Bears, but Archie Nisbet averaged 39.7 yards on 13 punts and deserved much credit for keeping the Presidents from the end zone.

Washington and Jefferson had a distinct advantage in maturity as most of the men on its team were older than the average college player, and California originally objected to having to play a team from a school whose scholarship requirements were far below that of California. The relatively unknown school representing the East was able to keep the Bears from scoring in the swamp-like condition of the field and put an end to California's winning streak at 18 games.

California	0	0	0	0	-	0	
Wash. & Jeff.	0	0	0	0	-	0	
				Cal		Wash. & Jeff.	
First Downs				2		8	
Net Yards Rushing				49		114	
Passing (Comp-Att)				2-6		1-4	
Net Yards Passing				0		23	
Total Offense Yards				49		137	

ROSE BOWL

JANUARY 1, 1929

GEORGIA TECH	8
CALIFORNIA	7

The Rose Bowl of 1929 will be remembered forever as one of the most amazing and most talked about games played in the history of collegiate football. California faced an undefeated Georgia Tech squad in a very closely contested battle that was made most memorable thanks to a single play by California's Roy Riegels. After a scoreless first quarter, the Bears threatened by moving the ball to Georgia Tech's 25-yard-line. They were unable to get any farther, however, and possession was lost on downs. The next play became one of the most famous (or infamous) of all time. Riegels, California's All-American center, placed his name in the game's lore when Georgia Tech's Stumpy Thomason was hit by the Bears' Benny Lom at the Georgia Tech 30. Riegels scooped up the fumble and started in the right direction, but suddenly he spun around and headed the wrong way. Riegels had reached the Cal one-yard-line before Lom was able to spin him back around, only to be tackled by Georgia Tech. The play led to a safety when the Engineers blocked Lom's subsequent punt.

Georgia Tech had a 2-0 lead at halftime, then scored again in the third quarter for an 8-0 lead going into the fourth quarter. The Bears finally scored late in the fourth quarter when Lom passed to Irv Phillips in the end zone.

California	0	0	0	7	-	7	
Georgia Tech	0	2	6	0	-	8	
				Cal		Georgia Tech	
First Downs (Rush-Pass)				11 (8-3)		5 (4-1)	
Net Yards Rushing (Att-Yards)				51-204		42-166	
Passing (Comp-Att-Int)				4-12-1		1-3-0	
Net Yards Passing				67		23	
Total Offense Plays				63		45	
Total Offense Yards				271		189	

ROSE BOWL

JANUARY 1, 1938

CALIFORNIA	13
ALABAMA	0

California returned to the Rose Bowl with the "Thunder Team" of 1937. With a devastating offensive backfield and a rock-solid defense, the Golden Bears trampled their opponents in the regular season, posting a 9-0-1 record and scoring a total of 201 points while allowing only 33. The Bears, under coach Stub Allison, recorded six shutouts against opponents and utilized a punishing ground game which not only earned the team the nickname "The Thunder Team" but landed the undefeated squad a berth in the Rose Bowl.

In the Rose Bowl of 1938, the Bears recorded an impressive victory over Alabama, 13-0. California relied on its brilliant backfield of Vic Bottari and Sam Chapman to pave the way on offense. And on defense, the Bears rendered the Crimson Tide offense ineffective, holding Alabama scoreless. Following a fumble recovery by Perry Schwartz in the second quarter, the Bears marched 61 yards and scored on a four-yard run by Bottari. The only other score came early in the third quarter, when Bottari added a second touchdown on another four-yard run, making the final margin 13-0. California had completed an undefeated season for the first time since the Wonder Teams of the 1920s, and was rewarded with its most recent national championship.

California	0	7	6	0	-	13	
Alabama	0	0	0	0	-	0	
				Cal		Alabama	
First Downs				11		11	
Net Yards Rushing				192		140	
Passing (Comp-Att)				2-9		3-13	
Net Yards Passing				16		40	
Total Offense Yards				208		180	

BOWL GAME HISTORY

ROSE BOWL

JANUARY 1, 1949

NORTHWESTERN 20
CALIFORNIA 14

Pappy Waldorf will always be remembered as one of the greatest coaches ever at California, and his 1948 team was the first of three consecutive squads he would lead to the Rose Bowl. The Bears of 1948 crushed their opponents en route to an undefeated 10-win regular season and a berth in the Rose Bowl of 1949. The Bears scored nearly three times as many total points as they allowed, and proved themselves as the top team on the West Coast.

The Rose Bowl of 1949 was billed as a battle of wits, as it pitted Pappy Waldorf against one of his former players, Northwestern coach Bob Voight. It proved to be an outstanding game, as the Bears matched the running of Jackie Jensen and Jack Swamer against Frank Aschenbrenner, Ed Tunnichiff and Art Murakowski of Northwestern. Aschenbrenner opened the scoring with a 73-yard touchdown run in the first quarter, but Jensen returned the favor with a 67-yard scoring run of his own on the next series. The game may have been decided on a controversial touchdown in the second quarter, when Murakowski scored from one yard out as he fumbled into the end zone. With Jensen sidelined by leg cramps, the Bears took the lead, 14-13, in the third quarter on a run by Swamer. Northwestern came back, however, to score the winning touchdown on a 43-yard run by Tunnichiff with 2:59 left in the game. Although the Bears lost the game, the final Associated Press Poll still ranked California fourth in the nation.

California	7	0	7	0	-	14
Northwestern	7	6	0	7	-	20
			Cal	Northwestern		
First Downs (Rush-Pass-Pen)			12 (8-4-0)	6 (5-1-0)		
Net Yards Rushing (Att-Yards)			54-173	45-273		
Passing (Comp-Att-Int)			6-16-4	1-4-0		
Net Yards Passing			83	17		
Total Offense Plays			70	49		
Total Offense Yards			256	290		

ROSE BOWL

JANUARY 2, 1950

OHIO STATE 17
CALIFORNIA 14

The Golden Bears entered the 1950 Rose Bowl with a perfect 10-0 regular season record and what many considered to be the West Coast's finest post-World War II team. Under coach Pappy Waldorf, the 1949 Bears were an even more dominant team than the previous year's Rose Bowl team. Cal scored an average of over 30 points per contest while only allowing slightly over 11 points per game in the regular season.

The Bears had built a 7-0 halftime lead on a seven-yard run by Jim Monachino, but Ohio State scored 14 unanswered points to open a 14-7 lead at the end of the third quarter. Monachino stunned the Buckeyes early in the final period when his 44-yard touchdown run tied the score at 14-14, but the Bears were to be denied once again. A bad punt by Bob Celeri gave Ohio State the ball deep in California territory late in the game and Ohio State's Jim Hague kicked a 17-yard game-winning field goal with 1:57 left in the contest. The Bears had managed to lose two consecutive Rose Bowls, but if it was any consolation, the final Associated Press Poll ranked the Golden Bears third in the country.

California	0	7	0	7	-	14
Ohio State	0	0	14	3	-	17
			Cal	Ohio State		
First Downs (Rush-Pass-Pen)			12 (8-3-1)	19 (18-1-0)		
Net Yards Rushing (Att-Yards)			40-133	67-221		
Passing (Comp-Att-Int)			3-13-4	5-14-1		
Net Yards Passing			106	34		
Total Offense Plays			53	81		
Total Offense Yards			239	255		

ROSE BOWL

JANUARY 1, 1951

MICHIGAN 14
CALIFORNIA 6

Pappy Waldorf took his Golden Bears team of 1950 to a third consecutive Rose Bowl. Again the Bears entered the Rose Bowl as an undefeated team that had laid waste to the Pacific Coast Conference. And once again California's string of hard luck Rose Bowl defeats continued. The Bears appeared ready to give coach Waldorf his first post-season victory, as they entered the game with a 9-0-1 record, having outscored opponents 218-76 during the regular season.

On the third play of the game, Pete Schabarum exploded on a 73-yard touchdown run that was wiped out because of a penalty. The Bears went ahead 6-0 in the second quarter on a 39-yard touchdown pass from Jim Marinos to Bob Cummings, and it looked as if the Bears might get that elusive Rose Bowl victory. After halftime, however, the Wolverines dominated the action and with only 5:37 left in the game, Michigan took its first lead. Moments later they added a second touchdown to secure a 14-6 win.

Although Pappy was never able to lead California to a Rose Bowl victory, the Golden Bears compiled a 53-9-1 record under coach Waldorf from 1947-52. Even after the Bears lost to Michigan in 1951, California was ranked as high as the fourth best team in the nation in the final polls (No. 4 UPI, No. 5 AP), making it three straight seasons that the Bears had finished among the top five teams in the country.

California	0	6	0	0	-	6
Michigan	0	0	0	14	-	14
			Cal	Michigan		
First Downs (Rush-Pass-Pen)			12 (11-1-0)	17 (8-8-1)		
Net Yards Rushing (Att-Yards)			51-175	39-145		
Passing (Comp-Att-Int)			4-8-0	15-21-2		
Net Yards Passing			69	146		
Total Offense Plays			59	60		
Total Offense Yards			244	291		

ROSE BOWL

JANUARY 1, 1959

IOWA 38
CALIFORNIA 12

California's last Rose Bowl appearance was one that many Old Blues would like to forget. Behind quarterback Joe Kapp and halfback Jack Hart, the Bears defeated both USC and UCLA en route to a 7-3 regular season record and the Pacific Coast Conference title. Cal was the premier team on the West Coast and on January 1, 1959, the Bears faced Iowa in the Rose Bowl.

Cal wasn't given much of a chance of upending Iowa and that played out true to form as the Hawkeyes recorded a convincing 38-12 victory. The Bears could do little to stop Iowa's powerful rushing game, as the Hawkeyes broke the Rose Bowl record for rushing yardage (429) and total offense (516). Iowa's Bob Jeter erased another Rose Bowl record with an 81-yard touchdown run and finished with 194 yards on only nine carries. Iowa had a commanding 20-0 halftime lead, then increased it to 32-6 after three quarters. Hart was able to score a pair of second half TDs on two runs, but it was hardly enough to turn the tide.

California	0	0	6	6	-	12
Iowa	7	13	12	6	-	38
			Cal	Iowa		
First Downs (Rush-Pass-Pen)			20 (15-5-0)	24 (18-5-1)		
Net Yards Rushing (Att-Yards)			53-214	55-429		
Passing (Comp-Att-Int)			9-20-2	9-14-0		
Net Yards Passing			130	87		
Total Offense Plays			73	69		
Total Offense Yards			344	516		



BOWL GAME HISTORY

GARDEN STATE BOWL

DECEMBER 15, 1979

TEMPLE 28
CALIFORNIA 17

California returned to post-season play for the first time in 20 years at the 1979 Garden State Bowl. Behind quarterback Rich Campbell, Cal featured a good offense and a solid defense that only yielded 15 points per contest in the regular season. The Bears won their first two and last two games of the year, all on the road, including impressive victories over Washington State and Stanford to bring home the Axe.

Facing Temple in the Garden State Bowl was no easy task for the Bears, as California failed to answer the Owls' rushing attack and suffered a 28-17 defeat. The Owls took control of the game early, scoring on their first three possessions to open a 21-0 first quarter lead. Campbell put the Bears back in the game on a pair of second quarter touchdown passes to Matt Bouza and Joe Rose. The scored remained 21-14 Temple until the fourth quarter when Mick Luckhurst's 34-yard field goal pulled California within four at 21-17. That was as close as the Bears were able to come, however, as Temple scored another touchdown late in the game to secure the win.

California	0	14	0	3	-	17
Temple	21	0	0	7	-	28
			Cal	Temple		
First Downs (Rush-Pass-Pen)		15 (3-11-1)		21 (17-4-0)		
Net Yards Rushing (Att-Yards)		24-23		59-300		
Passing (Comp-Att-Int)		25-39-1		9-20-0		
Net Yards Passing		241		81		
Total Offense Plays		63		79		
Total Offense Yards		264		381		

COPPER BOWL

DECEMBER 31, 1990

CALIFORNIA 17
WYOMING 15

The 1990 Golden Bears surprised the college football world by refuting predictions that they would be a last place team, capturing a 6-4-1 record and finishing in the top half of the conference for the first time since 1979. Perhaps most memorable in the regular season, California put an end to "The Streak" by beating UCLA at Memorial Stadium and making a late rally to tie USC in Los Angeles. Under coach Bruce Snyder, the Bears awakened from their hibernation of the 1980s and were hungry for their first bowl victory in more than half a century.

The Bears offense, which was very potent during the regular season, had its poorest showing of the season, netting only 261 total yards. Fortunately, California's defense rose to the occasion to yield a season-low 15 points. Quarterback Mike Pawlawski fired a 25-yard touchdown pass to Brian Treggs in the second quarter to give the Bears a lead they would never relinquish. Robbie Keen nailed a 46-yard field goal in the third quarter, and fullback Greg Zomalt bulled into the end zone from four yards out early in the fourth as the Bears built a 17-9 advantage. In the final minutes of the game, the Bears had to hold off a Cowboy rally that included a 70-yard punt return for a touchdown. However, California stuffed the two-point conversion attempt to seal the victory.

California	0	7	3	7	-	17
Wyoming	0	3	0	12	-	15
			Cal	Wyoming		
First Downs (Rush-Pass-Pen)		14 (5-9-0)		18 (7-10-1)		
Net Yards Rushing (Att-Yards)		46-89		32-129		
Passing (Comp-Att-Int)		15-26-1		20-39-2		
Net Yards Passing		172		226		
Total Offense Plays		72		71		
Total Offense Yards		261		355		

CITRUS BOWL

JANUARY 1, 1992

CALIFORNIA 37
CLEMSON 13

Led by Mike Pawlawski and Russell White, the Golden Bears put more points on the board than any California squad since the Wonder Team of 1920. The Bears brought a 9-2 record into their first Jan. 1 bowl game in 33 years, capping a season in which they scored a modern-day record 86 points against Pacific, won dramatic come-from-behind games at Arizona and UCLA, and scored more points than any team in history against USC, a 52-30 whipping at Memorial Stadium.

California faced a very tough Clemson squad that had one of the strongest defenses in college football. The Bears, however, exploding for 17 first quarter points to leap to open a comfortable lead before the Tigers knew what hit them. Among the first quarter highlights was a 72-yard punt return for a touchdown by Brian Treggs that just about crushed any hope Clemson had of a comeback victory, as a ferocious Bear defense kept the Tigers at bay for the rest of the afternoon. White rushed for a 103 yards on 22 carries against a run defense that had not allowed a 100-yard runner in nearly four years, and the Golden Bears proved to a national television audience that they were indeed one of the elite Top 10 teams in the nation.

California	17	10	10	0	-	37
Clemson	3	7	3	0	-	13
			Cal	Clemson		
First Downs (Rush-Pass-Pen)		22 (8-11-3)		19 (13-5-1)		
Net Yards Rushing (Att-Yards)		42-146		44-206		
Passing (Comp-Att-Int)		21-33-0		15-36-3		
Net Yards Passing		230		123		
Total Offense Plays		75		80		
Total Offense Yards		376		329		

ALAMO BOWL

DECEMBER 31, 1993

CALIFORNIA 37
IOWA 3

Riding a roller coaster of a regular season that began with five straight wins only to be followed by four consecutive losses and then three more victories, California received a bid to the inaugural Alamo Bowl in San Antonio, Texas. The Bears scored on four of their first five possessions and completely shut down the Iowa offensive attack, limiting the Hawkeyes to just 90 yards of total offense in the 37-3 victory.

After three Doug Brien field goals gave Cal a 9-0 lead 20 minutes into the contest, quarterback Dave Barr hit Mike Caldwell for a six-yard score. Linebacker Jerrott Willard followed by picking off a pass and rumbling 61 yards for the touchdown as time ran out in the first half to give Cal a 23-0 margin heading to the locker room. Barr, who passed for two more scores in the second half to Iheanyi Uwaezuoke and Brian Remington, finished the game 21-of-28 for 266 yards, while Lindsey Chapman led the rushing attack with 89 yards. As a team, the Bears ended the contest with an impressive time of possession advantage of 43:14 to 16:46. The victory lifted Cal into the final national polls (No. 24 Coaches/No. 25 AP).

California	6	17	7	7	-	37
Iowa	0	0	3	0	-	3
			Cal	Iowa		
First Downs (Rush-Pass-Pen)		28 (14-13-1)		5 (2-3-0)		
Net Yards Rushing (Att-Yards)		55-179		21-20		
Passing (Comp-Att-Int)		21-28-0		6-17-1		
Net Yards Passing		266		70		
Total Offense Plays		83		38		
Total Offense Yards		445		90		

BOWL GAME HISTORY

ALOHA BOWL

DECEMBER 25, 1996

NAVY	42
CALIFORNIA	38

In a game that followed a pattern established throughout the season, Cal provided plenty of offensive fireworks, but couldn't hold on in a 42-38 loss to Navy at the Aloha Bowl. Cal seemed to have the game well in hand with a 10-point lead late in the contest, but Navy rallied for a pair of touchdowns in the final eight minutes.

The game got off to a bang when Cal's Deltha O'Neal returned the opening kickoff 100 yards for a score. Then the Bears settled into their offense, seeming to score at will in the first half, putting together drives of 81, 73, 35 and 61 yards en route to taking a 35-28 halftime lead. Quarterback Pat Barnes threw for three scores, two to wideout Bobby Shaw and one to tight end Sean Bullard, and O'Neal added a 31-yard TD scamper.

However, Cal could manage only a 41-yard Ryan Longwell field goal in the second half, before Navy put on its late rush that culminated on a 10-yard game-winning TD run by backup QB Ben Fay with 1:41 left in the contest.

Navy	7	21	0	14	-	42
California	13	22	3	0	-	38
				Cal		Navy
First Downs (Rush-Pass-Pen)			24 (7-17-0)			25 (12-12-1)
Net Yards Rushing (Att-Yards)			38-121			50-251
Passing (Comp-Att-Int)			27-38-0			14-21-1
Net Yards Passing			313			395
Total Offense Plays			76			71
Total Offense Yards			434			646

INSIGHT BOWL

DECEMBER 26, 2003

CALIFORNIA	52
VIRGINIA TECH	49

After 98 points and 1,081 yards of offense, the Insight Bowl came down to a 35-yard field goal try, and Tyler Fredrickson made the final kick of his Cal career as time expired to give the Bears a 52-49 victory over Virginia Tech.

Cal's Aaron Rodgers flirted with 400 yards passing in an aerial duel that saw both teams rally from 14-point deficits. Rodgers was 27-of-35 passing for 394 yards and two TDs. He also ran for two scores and was named the game's offensive MVP.

Chase Lyman, starting in place of injured wide receiver Geoff McArthur, caught five passes for a Cal bowl-record 149 yards, including a 33-yarder from Rodgers for a touchdown.

Rodgers, who was 15-for-17 for 245 yards in the second half, scored on an eight-yard option play to put Cal ahead 42-28 with 48 seconds left in the third quarter. Virginia Tech came back as DeAngelo Hall reversed his field for a 52-yard punt return TD that tied the game at 49-49 with 3:11 remaining.

The winning drive came after Virginia Tech's subsequent kickoff went out of bounds, giving Cal the ball on the 35. Rodgers completed three passes to the Hokie 20-yard line, and a five-yard run by J.J. Arrington set up Fredrickson's winning field goal on the game's final play.

California	7	14	21	10	-	52
Virginia Tech	21	7	0	21	-	49
				Cal		Virginia Tech
First Downs (Rush-Pass-Pen)			27 (9-17-1)			27 (8-18-1)
Rushing (Att-Net Yds.)			41-136			26-153
Passing (Comp-Att-Int)			27-35-0			24-36-0
Net Yards Passing			394			398
Total Offense Plays			76			62
Total Offense Yards			530			551

HOLIDAY BOWL

DECEMBER 30, 2004

TEXAS TECH	45
CALIFORNIA	31

Perhaps pining for a Rose Bowl bid that was snatched away by voters in the final week, Cal came up against the vaunted Texas Tech aerial attack led by Sonny Cumbie and fell, 45-31, in the Pacific Life Holiday Bowl. Cumbie threw for a career-high 520 yards and three touchdowns, as 21st-ranked Texas Tech upended the Golden Bears.

Cal's J.J. Arrington became just the third running back in Pac-10 history and the first for California to rush for 2,000 yards in a season when he reached the milestone against the Red Raiders. The senior carried 25 times for 173 yards against Tech to finish the year with a school-record 2,018 yards. His two-yard run in the first quarter was his 15th rushing touchdown of the year, breaking Cal's season record that has later been tied by Justin Forsett (2007) and Jahvid Best (2008).

Tech had four scoring drives that took under two minutes each. Trailing 14-7 after the first quarter, the Red Raiders scored 24 straight points and held a commanding 31-14 lead by early in the third quarter.

Cal quarterback Aaron Rodgers threw an 11-yard TD pass to Garrett Cross and scored on a 1-yard sneak, both in the final quarter.

Texas Tech	7	17	14	7	-	45
California	14	0	3	14	-	31
				Texas Tech		Cal
First Downs (Rush-Pass-Pen)			30 (8-18-4)			27 (11-15-1)
Net Yards Rushing (Att-Yards)			21-77			39-221
Passing (Comp-Att-Int)			39-60-0			24-42-1
Net Yards Passing			520			246
Total Offense Plays			81			81
Total Offense Yards			597			467

LAS VEGAS BOWL

DECEMBER 22, 2005

CALIFORNIA	35
BYU	28

Marshawn Lynch rushed for career highs of 194 yards and three touchdowns to win the game's MVP award, and DeSean Jackson caught two scoring passes before Cal's defense held off BYU for a 35-28 victory.

Junior Steve Levy passed for 228 yards in his second career start for the Bears, who held off BYU's fourth-quarter comeback in a high-octane game that featured 915 total yards.

Cal took a 35-14 lead into the final quarter after Lynch's 35-yard scoring run and Jackson's exceptional 22-yard diving TD catch in the third. But BYU quarterback John Beck responded with scoring passes to Jonny Harline and Todd Watkins, whose nine-yard grab with 5:35 left cut Cal's lead to the final seven-point margin.

The Bears missed a 50-yard field goal with 2:20 to play in the fourth, but the Cougars moved just seven yards before Beck's arm was hit by Cal lineman Phillip Mbakogu on the ensuing series. Daymeion Hughes intercepted the wobbling pass to seal the victory.

The Bears' stars were the difference. Jackson scored on a 42-yard romp through the BYU secondary three seconds before halftime, while Lynch had scoring runs of 3, 23 and 35 yards along with a handful of jaw-dropping second-effort rushes. His 194 yards rushing and three touchdowns on the ground also were Cal bowl records.

BYU	0	14	0	14	-	28
California	7	14	14	0	-	35
				BYU		Cal
First Downs (Rush-Pass-Pen)			27 (6-18-3)			26 (16-7-3)
Net Yards Rushing (Att-Yards)			27-94			43-241
Passes (Comp-Att-Int)			35-53-2			16-23-0
Net Yards Passing			352			228
Total Offense Plays			80			66
Total Offense Yards			446			469



BOWL GAME HISTORY

HOLIDAY BOWL

DECEMBER 28, 2006

CALIFORNIA 45
TEXAS A&M 10

California posted its largest margin of victory in its bowl history with a 45-10 win over Texas A&M.

In his final game in a Golden Bear uniform, Marshawn Lynch rushed for 111 yards and two touchdowns to earn the game's co-offensive MVP honors. Justin Forsett was the game's leading rusher with 124 yards, and also found the end zone in the fourth quarter on an eight-yard dash.

Quarterback Nate Longshore completed 19-of-24 passes for 235 yards and a touchdown, en route to co-offensive MVP honors. Longshore also scored a touchdown on the ground in the first quarter to even the score at 7-7.

Not to be overshadowed by the offense, linebacker Desmond Bishop recorded a game-high 12 tackles to earn the game's Defensive MVP honors.

The Cal defensive unit was spectacular, allowing just 10 points, including a shutout in the second half. San Diego native Mickey Pimentel recorded seven tackles, while Eddie Young intercepted a pass (his first career INT) in the fourth quarter to highlight the other defensive notables.

Texas A&M	7	3	0	0	-	10
California	7	7	14	17	-	45
			Texas A&M			Cal
First Downs (Rush-Pass-Pen)			21 (9-11-1)			22 (11-11-0)
Net Yards Rushing (Att-Yards)			38-163			32-241
Passes (Comp-Att-Int)			18-29-1			19-24-1
Net Yards Passing			186			235
Total Offense Plays			67			56
Total Offense Yards			349			476

ARMED FORCES BOWL

DECEMBER 31, 2007

CALIFORNIA 42
AIR FORCE 36

California scored its largest comeback victory in a bowl game with a 42-36 win over Air Force.

The Falcons' crisp option offense kept the Golden Bears guessing through the first 20 minutes as Air Force scored on two drives, then pushed in another seven points after a Bear miscue on a kickoff.

However, with Cal backup quarterback Kevin Riley stepping in under center, the Cal offense came to life. The freshman signal-caller connected with DeSean Jackson for a 40-yard score and found fellow standout receivers Lavelle Hawkins and Robert Jordan for touchdowns to pull the Bears within three, 24-21, midway through the third quarter.

Cal ran a relentless ground attack behind tailback Justin Forsett, who scored a pair of TDs before Riley put the game away with a nifty option run for a 42-30 advantage.

Riley earned MVP honors by connecting on 16-of-19 passes for 269 yards and three TDs. Forsett tallied 140 yards rushing and Thomas DeCoud paced the defense with 10 tackles. Jordan caught six catches for 148 yards.

California	0	14	14	14	-	42
Air Force	7	14	6	9	-	36
			Cal			Air Force
First Downs (Rush-Pass-Pen)			26 (11-14-1)			24 (18-5-1)
Net Yards Rushing (Att-Yards)			34-202			61-312
Passes (Com-Att-Int)			21-27-0			9-20-0
Net Yards Passing			305			113
Total Offense Plays			61			81
Total Offense Yards			507			425

EMERALD BOWL

DECEMBER 27, 2008

MIAMI, FLA. 17
CALIFORNIA 24

California played its first bowl game ever in the Bay Area and made its hometown fans happy with a 24-17 victory over Miami, Fla.

Cal jumped out to an early 14-0 first quarter lead on a pair of Jahvid Best touchdown runs but Miami eventually came back to tie the contest at 17-17 in the fourth quarter. The game remained tied until late in regulation when Nate Longshore connected with Anthony Miller on a two-yard scoring strike with 2:37 to go. The winning touchdown was set up moments earlier when Zack Follett forced a fumble deep in Hurricane territory and Cameron Jordan returned it to the Miami two-yard line.

Miami was able to put together eight plays on an ensuing drive but time ran out on the Hurricanes after reaching the Bears' 37-yard line.

Best capped a tremendous season for Cal by rushing for an Emerald Bowl record 186 yards and two touchdowns, marking his fourth consecutive 100-yard rushing game and eighth of the season.

The Golden Bears also set several other school bowl records, including the team's 10.0 tackles for loss, Follett's bowl-record-tying 4.0 tackles for loss and 2.0 sacks, a 74-yard first quarter passing play between Longshore and Verran Tucker, and Jordan's seven-yard fumble return.

Miami, Fla.	0	7	7	3	-	17
California	14	0	3	7	-	24
			Miami, Fla.			Cal
First Downs (Rush-Pass-Pen)			17 (5-11-1)			11 (9-2-0)
Net Yards Rushing (Att-Yards)			32-119			30-217
Passes (Comp-Att-Int)			25-41-1			10-21-0
Net Yards Passing			194			121
Total Offense Plays			73			51
Total Offense Yards			313			338

POINSETTIA BOWL

DECEMBER 23, 2009

UTAH 37
CALIFORNIA 27

The Golden Bears jumped out to a two-touchdown lead but could not prevail as Utah's Jordan Wynn threw for a career-high 338 yards and three touchdowns to rally the Utes to a 37-27 victory over California in the Poinsettia Bowl.

The Bears, in a bowl game for the school-record seventh straight year, had their four-game postseason winning streak snapped. The Utes scored 27 straight points to win their ninth straight bowl game, the longest streak in the country and tied for the second-longest ever following the 2009 season.

Shane Vereen, who scored twice, became the seventh Cal back to gain more than 100 yards in a bowl, finishing with 122 yards on 20 carries. Vereen started the scoring with a 36-yard touchdown run and Eddie Young intercepted Wynn on the first play of Utah's next drive, returning it 31 yards for a score.

But Utah's defense shut down Cal while the Utes offense on its last four possessions of the first half. Cal finally scored again on a 1-yard run by Vereen with 39 seconds left in the third quarter to put the Bears within six at 27-21 before Utah kicked a 25-yard field goal to pull away.

Utah	7	17	3	10	-	37
California	14	0	7	6	-	27
			Utah			Cal
First Downs (Rush-Pass-Pen)			20 (6-13-1)			17 (6-10-1)
Net Yards Rushing (Att-Yards)			35-51			28-96
Passes (Com-Att-Int)			26-37-1			20-36-2
Net Yards Passing			338			214
Total Offense Plays			72			64
Total Offense Yards			389			310

BOWL GAME HISTORY

HOLIDAY BOWL

DECEMBER 28, 2011

CALIFORNIA 10
TEXAS 21

Playing in the Holiday Bowl for the third time in school history, the Longhorns topped the Golden Bears, 21-10, in the 2011 Bridgepoint Education Holiday Bowl at Qualcomm Stadium in San Diego, CA. In addition, Cal fell to 0-5 all-time against Texas.

The Bears jumped out to an early 3-0 lead on a 47-yard field goal by Giorgio Tavecchio, but the Bears could only manage one more score in the contest. Isi Sofele scampered six yards for Cal's lone touchdown of the game on the opening drive of the second half to take a brief 10-7 lead.

Texas quarterback David Ash added his name to the list of quarterbacks who've caught a touchdown pass in the Holiday Bowl and he also threw for one score. Ash caught a 4-yard pass from wide receiver Jaxon Shipley in the second quarter to join BYU's Steve Young, Texas A&M's Bucky Richardson and Oregon's Harrington as quarterbacks who've caught touchdown passes in the Holiday Bowl. Ash would later throw a 47-yard touchdown pass to Marquise Goodwin, who made a nice over-the-shoulder catch in full stride. That score gave the Longhorns a 14-10 lead and proved to clinch the win for Texas.

Keenan Allen led the Bears with nine catches for 82 yards.

California	3	0	7	0	-	10
Texas	0	7	7	7	-	21
			Cal	Texas		
First Downs (Rush-Pass-Pen)		15 (2-11-2)		13 (7-5-1)		
Net Yards Rushing (Att-Yards)		36-7		35-109		
Passes (Com-Att-Int)		19-33-1		15-24-0		
Net Yards Passing		188		146		
Total Offense Plays		69		59		
Total Offense Yards		195		255		

ARMED FORCES BOWL

DECEMBER 29, 2015

CALIFORNIA 55
AIR FORCE 36

A 55-36 victory over Air Force in the 2015 Lockheed Martin Armed Forces Bowl followed a familiar script for a Cal program that took serious strides in 2015. Yet another tremendous performance from quarterback Jared Goff paved the way and the Bears followed his lead, rolling to their eighth win of the season for the first time since 2009.

As was often the case for the Bears this year, Goff was the main character in Cal's story of success, completing 25 of 37 passes for 467 yards, six touchdowns and no interceptions to earn game MVP honors. Along the way, he set Pac-12 single season records for passing touchdowns (43) and yards (4,719) while setting a Cal bowl record and tying his career high for touchdowns in a single game. His touchdown total also tied for second-most in Football Bowl Subdivision (FBS) bowl history.

Goff's focus wasn't confined to one or two main targets. Kenny Lawler found the end zone three times, hauling in five passes for 75 yards while senior Bryce Treggs made his final collegiate game a memorable one with four catches for 143 yards and a touchdown. Fellow senior Darius Powe caught two touchdown passes and nine different Bears caught a pass and Cal (8-5) racked up 586 yards of total offense while breaking the school record for points in a bowl game of 52 (2003 Insight Bowl vs. Virginia Tech).

California	14	21	17	3	-	55
Air Force	7	14	8	7	-	36
			Cal	Air Force		
First Downs (Rush-Pass-Pen)		27 (9-16-2)		23 (14-7-2)		
Net Yards Rushing (Att-Yards)		34-119		53-285		
Passes (Com-Att-Int)		25-37-0		7-15-1		
Net Yards Passing		467		149		
Total Offense Plays		71		68		
Total Offense Yards		586		434		

CHEEZ-IT BOWL

DECEMBER 26, 2018

CALIFORNIA 7
TCU 10

Jonathan Song kicked a 27-yard field goal in overtime after being replaced for a potential winning kick at the end of regulation, lifting TCU to a wild 10-7 victory over California in the Cheez-It Bowl.

TCU had a chance to win it in regulation, sending out Song for a 44-yard field goal. After Cal called a timeout, the Horned Frogs switched kickers and Cole Bunce hooked the kick wide left.

TCU intercepted Chase Forrest to open overtime and nearly returned it for a TD.

The Bears and Horned Frogs combined for nine interceptions – most in the bowl's 30-year history by two – including three in five plays of the second quarter. Cal's Jaylinn Hawkins broke a Cheez-It Bowl record with three interceptions, and was named the game's Defensive MVP as a result.

Chase Garbers threw three first-half interceptions before being replaced by Forrest.

In the first quarter, Hawkins garnered his first interception at TCU's 34 and Garbers scored two plays later on a 4-yard run.

Sewo Olonilua had TCU's lone touchdown on a 1-yard run late in the third quarter.

California	7	0	0	0	0	7
TCU	0	0	7	0	3	10
			Cal	TCU		
First Downs (Rush-Pass-Pen)		14 (6-8-0)		16 (14-2-0)		
Net Yards Rushing (Att-Yards)		30-100		59-262		
Passes (Com-Att-Int)		17-33-5		8-21-4		
Net Yards Passing		164		28		
Total Offense Plays		63		80		
Total Offense Yards		264		290		



NATIONAL HONORS

CFPA ELITE PERFORMERS

2009 Jahvid Best, RB
2011 Bryan Anger, P

LOTT TROPHY

Defensive IMPACT Player of the Year – Integrity, Maturity, Performance, Academics, Community, and Tenacity

2006 Daymeion Hughes, DB

NFF NATIONAL SCHOLAR ATHLETE

1959 Donald Pat Newell
1995 Je’Rod Cherry
2008 Alex Mack, C
2010 Mike Mohamed, LB

RANDY MOSS AWARD

Nation’s Top Kick/Punt Returner

2006 DeSean Jackson, RET

RIVALS RECRUITER OF THE YEAR

2009 Tosh Lupoi, Defensive Line Coach

WILLIAM V. CAMPBELL TROPHY

Academic Heisman

2008 Alex Mack, C

ALL-AMERICANS

(FIRST-TEAM ONLY)

1921	Brick Muller, E	WC
1922	Brick Muller, E	WC
1924	Babe Horrell, C	WC
1928	Irv Phillips, E	A-A B, NANA, NYS, UPI
1929	Roy Riegels, C	AP, CP
	Bert Schwarz, G	AP, NYS
1930	Ted Beckett, G	A-A B, GR, SFC
1931	Rusty Gill, HB	AFP, NYS
1934	Arleigh Williams, HB	INS
1935	Lawrence Lutz, T	A-A B, AP, NANA
1936	Bob Herwig, C	AFCA, UN, UPI
1937	Sam Chapman, HB	A-A B, AP, GR, INS, NYS, UPI
	Bob Herwig, C	COL
	John Meek, QB	COL, NYS
	Perry Schwartz, E	A-A B
	Vard Stockton, G	INS, UPI
1938	Vic Bottari, HB	A-A B, CP, GR, INS, ISWA, HW, NW
1940	Bob Reinhard, T	GR
1941	Bob Reinhard, T	GR
1947	Rod Franz, G	A-A B, AFCA, GR
1948	Rod Franz, G	AP, NYS
	Jackie Jensen, FB	A-A B, GR, INS, NEA, NYDN
	Jim Turner, T	INS
1949	Bob Celeri, QB	FD
	Rod Franz, G	AP, INS, LOOK, NYS, UPI
	Forrest Klein, G	NEA
	Jim Turner, T	INS
1950	Jim Monachino, RB	LOOK
	Les Richter, G	AP, INS, LOOK, SN, UPI
	Carl Van Heuit, DB	HAF, LOOK
1951	Les Richter, G	AP, INS, LOOK, SN, UPI
1952	John Olszewski, HB	INS, NEA, FC
1953	Matt Hazeltine, C	INS, NBC, LOOK
1954	Matt Hazeltine, C	INS
	Paul Larson, QB	FW, FN, LOOK
	Sam Williams, QB	Academic
1958	Joe Kapp, QB	FW, TIME
1964	Craig Morton, QB	AFCA, FN, FW, NEA, SN
1968	Ed White, NG	AFCA, AP, FW
1971	Sherman White, DT	AP, FW, NEA, SN, UPI
1974	Steve Bartkowski, QB	Consensus
	Chris Mackie, OG	FW

1975	Chuck Muncie, RB	Consensus
	Steve Rivera, WR	Consensus
1976	Ted Albrecht, OT	AP
	Joe Roth, QB	SN
1982	Harvey Salem, OT	SN
	David Lewis, TE	GNS
1983	Ron Rivera, LB	Consensus
1987	Scott Tabor, P	SN
1989	Robbie Keen, P	AFCA
1991	Troy Auzenne, OT	AFCA
	Russell White, RB	FW, WC
1992	Sean Dawkins, WR	Consensus
1993	Todd Steussie, OT	AFCA
1995	Duane Clemons, LB	FN
	Regan Upshaw, DE	PFW
1996	Tony Gonzalez, TE	FN, SN
1997	Bobby Shaw, WR	SN
1999	Deltha O’Neal, CB/RET	Consensus
2000	Andre Carter, DE	Consensus
	Nick Harris, P	Consensus
2004	J.J. Arrington, TB	Consensus
	Marvin Philip, C	SI
	Ryan Riddle, DE	SI, SN
2006	Daymeion Hughes, CB	Consensus
	DeSean Jackson, PR	Consensus
	Marshawn Lynch, RB	FW
2007	DeSean Jackson, WR	AFCA
	Alex Mack, C	SN
2008	Alex Mack, C	R

LEGEND

A-A B	All-America Board	LOOK	Look Magazine
AFCA	American Football Coaches Association	NANA	National American Newspaper Alliance
AFP	American Football Players	NBC	National Broadcasting Company
AP	Associated Press	NEA	Newspaper Enterprises Association
COL	Colliers	NYDN	New York Daily News
CP	Central Press	NYS	New York Sun
FD	Football Digest	NW	Newsweek Magazine
FN	Football News	PFW	Pro Football Weekly
FW	Football Writers	R	Rivals
GNS	Gannett News Service	SI	Sports Illustrated
GR	Grantland Rice	SFC	San Francisco Chronicle
HAF	Helms Athletic Foundation	SN	Sporting News
HW	Hearst Writers	TIME	Time Magazine
INS	International News Service	UPI	United Press International
ISWA	Intercollegiate Sports Writers Association	WC	Walter Camp

CONFERENCE/REGIONAL HONORS
**ALL-CONFERENCE
FIRST-TEAM ONLY**

1927 Fred Coltrin, T
Irv Phillips, E

1928 Stephen Bancroft, T
Ben Lom, HB
Irv Phillips, E

1929 Ben Lom, HB
Robert Norton, E
Roy Riegels, C
Bert Schwarz, G
Ted Beckett, G

1930 Rusty Gill, HB
Ralph Stone, E

1932 Hank Schaldach, HB

1933 Larry Lutz, T

1934 Arleigh Williams, HB

1935 Floyd Blower, HB
Jack Brittingham, E
Bob Herwig, C
Larry Lutz, T

1936 Bob Herwig, C

1937 Vic Bottari, HB
Sam Chapman, HB
Bob Herwig, C
John Meek, QB
Perry Schwartz, E
Vard Stockton, G

1938 Dave Anderson, FB
Vic Bottari, HB
Dave De Varona, T
Willard Dolman, E

1939 Lee Artoe, T

1940 Bob Reinhard, T

1941 Bob Reinhard, T

1942 John Ferguson, E

1943 Art Honneger, HB

1944 Williams Hachten, G
Roger Harding, C

1945 Wendell Beard, T

1947 Rod Franz, G
John Graves, FB

1948 Jon Baker, LB
Rod Franz, G
Jack Jensen, FB
Jack Swaner, HB
Jim Turner, T
Frank Van Deren, E

1949 Bob Celeri, QB
Jim Cullom, T
Rod Franz, G
Jim Turner, T

1950 Ed Bartlett, DE
Bob Karpe, T
Jim Minahen, E
Jim Monachino, HB
Les Richter, C
Pete Schabarum, FB
Carl Van Heuit, DB

1951 Bob Karpe, T
Charles Harris, C
Dick Lemmon, DB
Les Richter, C

1952 John Olszewski, FB

1953 Matt Hazeltine, C

1954 Jim Hanifan, E
Paul Larson, QB
Matt Hazeltine, C

1956 Don Gilkey, G

1958 Jack Hart, HB
Joe Kapp, QB

1959 Frank Sally, T

1960 George Pierovich, FB

1964 Stan Dzura, DT
Craig Morton, QB
Jack Schraub, SE

1965 John Garamendi, OG

1966 Wayne Stewart, DB

1967 Mike McCaffrey, DE

1968 Mike McCaffrey, DE
Wayne Stewart, SE
Ed White, DT
Ken Wiedemann, DB

1969 Irby Augustine, DE
Bob Richards, OT

1970 Phil Croyle, DT
Bob Richards, OT
Sherman White, DT
Ray Youngblood, DB

1971 Steve Sweeney, FL
Sherman White, DT
Ray Youngblood, DB

1972 Bob Kampa, DT
Steve Sweeney, FL

1974 Steve Bartkowski, QB
Chuck Muncie, RB
Steve Rivera, WR

1975 Ted Albrecht, OT
Chuck Muncie, RB
Steve Rivera, WR

1976 Ted Albrecht, OT
Jim Breech, K
Duane Williams, C

1977 Jim Breech, K
Ralph DeLoach, DL
George Freitas, TE

1980 Rich Dixon, LB

1981 Harvey Salem, OT

1982 Harvey Salem, OT

1983 Ron Rivera, LB

1985 Keith Kartz, OT
Hardy Nickerson, LB

1987 Ken Harvey, LB
Scott Tabor, P

1988 Robbie Keen, PK/P

1989 David Ortega, LB

1990 Russell White, RB

1991 Troy Auzenne, OT
Doug Brien, PK
Mike Pawlawski, QB
Russell White, RB

1992 Chidi Ahanotu, DT
Sean Dawkins, WR
Todd Steussie, OT

1993 Eric Mahlum, C
Todd Steussie, OT
Jerrott Willard, LB
Eric Zomalt, S

1994 Jerrott Willard, LB

1995 Duane Clemons, LB
Regan Upshaw, DL

1996 Tarik Glenn, OT
Tony Gonzalez, TE
Ryan Longwell, P/PK
Bobby Shaw, WR

1997 John McLaughlin, ST
Bobby Shaw, WR

1998 Dameane Douglas, WR
John McLaughlin, ST
Sekou Sanyika, OLB
John Welbourn, OT

1999 Andre Carter, DE
Nick Harris, P
Deltha O'Neal, CB/RET
Sekou Sanyika, LB
Jacob Waasdorp, DT

2000 Andre Carter, DE
Nick Harris, P

2002 Tully Banta-Cain, DE
LaShaun Ward, KOR

2003 Adimchinobe Echemandu, TB
Donnie McCleskey, ROV
Mark Wilson, OT

2004 J.J. Arrington, TB
Matt Giordano, S
Wendell Hunter, LB
Geoff McArthur, WR
Ryan O'Callaghan, OL
Marvin Philip, C
Ryan Riddle, DE
Aaron Rodgers, QB

2005 Daymeion Hughes, DB
Brandon Mebane, DL
Ryan O'Callaghan, OL
Marvin Philip, C

2006 Desmond Bishop, LB
Daymeion Hughes, CB
DeSean Jackson, WR/PR
Marshawn Lynch, RB
Alex Mack, OL
Brandon Mebane, DT

2007 Jahvid Best, ST
Justin Forsett, RB
Alex Mack, OL

2008 Jahvid Best, RB
Zack Follett, LB
Alex Mack, OL
Syd'Quan Thompson, DB

2009 Tyson Alualu, DT
Bryan Anger, P
Mike Mohamed, LB
Mike Tepper, OT
Syd'Quan Thompson, DB

2010 Bryan Anger, P
Chris Conte, DB
Cameron Jordan, DL

2011 Keenan Allen, WR
Bryan Anger, P
Mychal Kendricks, LB
Mitchell Schwartz, OL

2012 Vincenzo D'Amato, PK
Brian Schwenke, OL

2015 Jared Goff, QB
Kenny Lawler, WR

2018 Jordan Kunaszzyk, LB

Note: All-Coast prior to 1947

**PAC-10 COACH
OF THE YEAR**

1982 Joe Kapp
1990 Bruce Snyder
2002 Jeff Tedford
2004 Jeff Tedford

**PAC-10/12 PLAYER
OF THE YEAR**

1975 Chuck Muncie
1983 Ron Rivera (Co-Def.)
1991 Mike Pawlawski (Co-Off.)
1999 Deltha O'Neal (Def.)
2006 Daymeion Hughes (Def.)
Marshawn Lynch (Off.)
2011 Mychal Kendricks (Def.)

**PAC-10/12 SCHOLAR-
ATHLETE OF THE YEAR**

2008 Alex Mack
2010 Mike Mohamed
2017 Matt Anderson

MORRIS TROPHY

Outstanding Pac-10 Lineman
1993 Todd Steussie (Offense)
2000 Andre Carter (Defense)
2005 Ryan O'Callaghan (Offense)
2007 Alex Mack (Offense)
2008 Alex Mack (Offense)

POP WARNER TROPHY
Top Senior on West Coast

1958 Joe Kapp
1964 Craig Morton
1975 Chuck Muncie
1983 Ron Rivera
1999 Deltha O'Neal
2004 J.J. Arrington



PRO BEARS

CAL PLAYERS ACTIVE IN THE NFL (34)

According to ESPN (as of July 15, 2019)

Lorenzo Alexander - LB..... Buffalo
 Keenan Allen - WR Los Angeles Chargers
 Tyson Alualu - DE..... Pittsburgh
 C.J. Anderson - RB..... Detroit
 Stephen Anderson - TE.....New England
 #Ian Bunting - TE Chicago
 Trevor Davis - WR Green Bay
 Raymond Davison - LB.....Kansas City
 Devante Downs - LBMinnesota
 Jared Goff - QB.....Los Angeles Rams
 Chad Hansen - WR..... New Orleans
 Maurice Harris - WR.....New England
 DeSean Jackson - WR.....Philadelphia
 Marvin Jones - WR Detroit

Cameron Jordan - DE..... New Orleans
 Mychal Kendricks - LBSeattle
 #Jordan Kunaszyk - LBCarolina
 L.P. Ladouceur - LS Dallas
 Patrick Laird - RB Miami
 Daniel Lasco - RB..... New Orleans
 James Looney - DT Green Bay
 Alex Mack - C.....Atlanta
 Brandon Mebane - DT....Los Angeles Chargers
 #Patrick Mekari - G..... Baltimore
 Steven Moore - OT..... Baltimore
 Khalfani Muhammad - RB.....Denver
 Aaron Rodgers - QB..... Green Bay
 Richard Rodgers - TEPhiladelphia
 Mitchell Schwartz - OT Kansas City

Brian Schwenke - C.....New England
 Nick Sundberg - LSWashington
 Giorgio Tavecchio - PKAtlanta
 Jorday Veasy - WR Indianapolis
 Davis Webb - QB..... New York Jets
#2019 Undrafted Free Agent Signee

CAL'S TOP NFL DRAFT PICKS (FIRST THREE ROUNDS)

FIRST ROUND (27)

1952 - Les Richter - LB (New York Yanks, 2)
 1953 - John Olszewski - RB (Chicago Cardinals, 4)
 1965 - Craig Morton - QB (Dallas, 6)
 1972 - Sherman White - DE (Cincinnati, 2)
 1975 - Steve Bartkowski - QB (Atlanta, 1)
 1976 - Chuck Muncie - RB (New Orleans, 3)
 1977 - Ted Albrecht - OL (Chicago, 15)
 1981 - Rich Campbell - QB (Green Bay, 6)
 1984 - David Lewis - TE (Detroit, 20)
 1988 - Ken Harvey - LB (Phoenix, 12)
 1993 - Sean Dawkins - WR (Indianapolis, 16)
 1994 - Todd Steussie - OL (Minnesota, 19)
 1996 - Regan Upshaw - DE (Tampa Bay, 12)
 1996 - Duane Clemons - LB (Minnesota, 16)
 1997 - Tony Gonzalez - TE (Kansas City, 13)
 1997 - Tarik Glenn - OL (Indianapolis, 19)
 2000 - Deltha O'Neal - CB (Denver, 15)
 2001 - Andre Carter - DE (San Francisco, 7)
 2003 - Kyle Boller - QB (Baltimore, 19)
 2003 - Nnamdi Asomugha - CB (Oakland, 31)
 2005 - Aaron Rodgers - QB (Green Bay, 24)
 2007 - Marshawn Lynch - RB (Buffalo, 12)
 2009 - Alex Mack - OL (Cleveland, 21)
 2010 - Tyson Alualu - DL (Jacksonville, 10)
 2010 - Jahvid Best - RB (Detroit, 30)
 2011 - Cameron Jordan - DL (New Orleans, 24)
 2016 - Jared Goff - (Los Angeles Rams, 1)

SECOND ROUND (18)

1951 - Pete Schabarum - HB (San Francisco, 17)
 1958 - Proverb Jacobs - T (Philadelphia, 17)
 1969 - Ed White - G/T (Minnesota, 39)
 1977 - Wesley Walker - WR (New York Jets, 33)
 1980 - Daryle Skaugstad - DT (Houston, 52)
 1983 - Harvey Salem - DT (Houston, 30)
 1984 - Ron Rivera - LB (Chicago, 44)
 1989 - David Zawatson - OT (Chicago, 54)
 1992 - Troy Auzenne - OT (Chicago, 49)
 1994 - Eric Mahlum - C (Indianapolis, 32)
 1996 - Je'Rod Cherry - DB (New Orleans, 40)
 1998 - Jeremy Newberry - OL (San Francisco, 58)
 2002 - Langston Walker - OT (Oakland, 53)
 2005 - J.J. Arrington - RB (Arizona, 44)
 2008 - DeSean Jackson - WR (Philadelphia, 49)
 2011 - Shane Vereen - RB (New England, 56)
 2012 - Mitchell Schwartz - OL (Cleveland, 37)
 2012 - Mychal Kendricks - LB (Philadelphia, 46)

THIRD ROUND (18)

1938 - Sam Chapman - HB (Washington, 24)
 1953 - Don Johnson - HB (Philadelphia, 34)
 1973 - Bob Kampa - DE (Buffalo, 77)
 1983 - Reggie Camp - DE (Cleveland, 68)
 1991 - James Richards - OL (Dallas, 64)
 1993 - Russell White - RB (Los Angeles, 73)
 1994 - Doug Brien - PK (San Francisco, 85)
 1994 - Eric Zomalt - S (Philadelphia, 103)
 1999 - Marquis Smith - S (Cleveland, 76)
 2007 - Brandon Mebane - DT (Seattle, 85)
 2007 - Daymeion Hughes - CB (Indianapolis, 95)
 2008 - Craig Stevens - TE (Tennessee, 85)
 2008 - Thomas DeCoud - S (Atlanta, 98)
 2011 - Chris Conte - S (Chicago, 93)
 2012 - Bryan Anger - P (Jacksonville, 70)
 2013 - Keenan Allen - WR (San Diego, 76)
 2014 - Richard Rodgers - TE (Green Bay, 98)
 2017 - Davis Webb - QB (New York Giants, 87)

PRO BEARS

Listed below are former Cal football players drafted or with experience on an AAFC, AFL or National Football League team according to NFL.com as of July 15, 2019. Listed in parentheses is the round in which the player was drafted (example D-2). If an athlete was drafted by a team other than the first team he played with, this is indicated in parenthesis.

A

- AHANOTU, Chidi** – DE (D-6)
Tampa Bay 1993-2000, St. Louis 2001, Buffalo 2002, San Francisco 2003, Miami 2004, Tampa Bay 2004
-
- ALBRECHT, Ted** – OL (D-1)
Chicago 1977-81
-
- ALEXANDER, Lorenzo** – DT (UFA)
Baltimore 2006, Washington 2006-12, Arizona 2013-15, Buffalo 2016-Present
-
- ALLEN, Keenan** – WR (D-3)
San Diego Chargers 2013-16, Los Angeles Chargers 2017-Present
-
- ALUALU, TYSON** – DT (D-1)
Jacksonville 2010-16, Pittsburgh 2017-Present
-
- ANDERSON, C.J.** – RB (UFA)
Denver 2013-17, Carolina 2018, Los Angeles Rams 2018, Detroit 2019-Present
-
- ANDERSON, Stephen** – WR (UFA)
Houston 2016-18, New England 2018-Present
-
- ANGER, Bryan** – P (D-3)
Jacksonville 2012-15, Tampa Bay 2016-18
-
- ANTHONY, Marc** – CB (D-7)
Baltimore 2013, Tampa Bay 2014, Tennessee 2014
-
- ARRINGTON, J.J.** – RB (D-2)
Arizona 2005-08, Denver 2010
-
- ARTOE, Lee** – T (D-11)
Chicago Bears 1940-42, 1945, Los Angeles Dons (AAFC) 1946-47, Baltimore (AAFC) 1948
-
- ASOMUGHA, Nnamdi** – CB (D-1)
Oakland 2003-10, Philadelphia 2011-12, San Francisco 2013
-
- AUZENNE, Troy** – T (D-2)
Chicago 1992-95, Indianapolis 1996

B

- BAILEY, Mark** – RB (D-4)
Kansas City 1977-78

- BAKER, Jon** – LB/G (D-7 Los Angeles)
New York Giants 1949-52
-
- BANTA-CAIN, Tully** – LB (D-7)
New England 2003-06, 2009-10, San Francisco 2007-08
-
- BARNES, Jeff** – LB (D-5)
Oakland 1977-81, Los Angeles Raiders 1982-87
-
- BARNES, Pat** – QB (D-4)
Kansas City 1997, Oakland 1998, San Francisco 1999
-
- BARR, Dave** – QB (D-4 Philadelphia)
St. Louis Rams 1995
-
- BARTKOWSKI, Steve** – QB (D-1)
Atlanta 1975-85, Washington 1985, Los Angeles Rams 1986
-
- BEACH, Fred** – G (UFA)
Los Angeles Buccaneers 1926
-
- BEASLEY, John** – TE (D-8)
Minnesota 1967-73, New Orleans 1973-74
-
- BECK, Matt** – LB (UFA)
St. Louis 2000
-
- BEDFORD, Brian** – WR (D-9, Dallas)
San Diego, 1989
-
- BEEDE, Frank** – C/G (UFA)
Seattle 1996-2000
-
- BERRY, Dan** – HB (D-5)
Philadelphia 1967
-
- BESANA, Fred** – QB (D-5)
Buffalo 1977, New York Giants 1978
-
- BEST, Jahvid** – RB (D-1)
Detroit 2010-12
-
- BIEDERMANN, Leo** – T (D-12)
Cleveland 1978
-
- BIGELOW, Brendan** – RB (UFA)
Tampa Bay 2014
-
- BINN, David** – LS (UFA)
San Diego 1994-10, Denver 2011
-
- BISHOP, Desmond** – LB (D-6)
Green Bay, 2007-12, Minnesota 2013-14, San Francisco 2015
-
- BOLLER, Kyle** – QB (D-1)
Baltimore 2003-07, St. Louis 2009, Oakland 2010-11
-
- BOOTH, Issac** – CB (D-5)
Cleveland 1994-95, Baltimore 1996
-
- BOUZA, Matt** – WR (UFA)
San Francisco 1981, Baltimore 1982-83, Indianapolis 1984-89
-
- BRACELIN, Greg** – LB (D-9)
Denver 1980, Oakland 1981, Baltimore 1982-83, Indianapolis 1984
-
- BREECH, Jim** – K (D-8 Detroit)
Oakland 1978-79, Cincinnati 1980-92

- BRIEN, Doug** – PK (D-3)
San Francisco 1994-95, New Orleans 1995-2000, Indianapolis 2001, Tampa Bay 2001, Minnesota 2002, New York Jets 2003-04, Chicago Bears 2005
-
- BROWNER, Keith** – DE (UFA)
Hdddddoustan 2012-2014, Chicago 2016
-
- BUNTING, IAN** – TE (UFA)
Chicago 2019-Present

C

- CALDWELL, Mike** – WR (UFA)
San Francisco 1995-96
-
- CAMP, Reggie** – DE (D-3)
Cleveland 1983-87, Atlanta 1988
-
- CAMPBELL, D.J.** – S (D-7)
Carolina 2012-13, San Francisco 2014, Arizona 2015
-
- CAMPBELL, Rich** – QB (D-1)
Green Bay 1981-84
-
- CARTER, Andre** – DE (D-1)
San Francisco 2001-05, Washington 2006-2010, New England 2011, Oakland 2012-14
-
- CATTOUSE, Sean** – S (UFA)
San Diego 2012-13, Chicago 2014
-
- CELERI, Bob** – QB (D-10 San Francisco)
New York Yanks 1951, Dallas 1952
-
- CHEADLE, Justin** – G (UFA)
Kansas City 2012, Pittsburgh 2013
-
- CHERRY, Je'Rod** – DB (D-2)
New Orleans 1996-99, Philadelphia 2000, New England 2001-04
-
- CLEMONS, Duane** – LB (D-1)
Minnesota 1996-99, Kansas City 2000-02, Cincinnati 2003-05
-
- COLEMAN, Deandre** – DT (UFA)
Jacksonville 2014, Miami 2014-15, Buffalo 2016-17
-
- COLLONS, Ferric** – DT (UFA)
Los Angeles Raiders 1993, New England 1995-99
-
- CONTE, Chris** – S (D-3)
Chicago 2011-14, Tampa Bay 2015-18
-
- COOPER, Joe** – K (UFA)
Houston 1984, New York Giants 1986
-
- CROW, Wayne** – HB (D-8 Chicago Cards)
Oakland 1960-61, Buffalo 1962-63
-
- CROYLE, Phil** – LB (D-7)
Houston 1971-73, Buffalo 1973
-
- CULLOM, Jim** – G (D-17 Washington)
New York Yanks 1951
-
- CURTIS, Isaac** – WR (D-1)
Cincinnati 1973-84

PRO BEARS

D

DAVIS, Trevor – WR (D-5) Green Bay 2016-Present
DAVISON III, Raymond – LB (UFA) Kansas City 2018-Present
DAWKINS, Sean – WR (D-1) Indianapolis 1993-97, New Orleans 1998, Seattle 1999-2000, Jacksonville 2001
DeCOUD, Thomas – S (D-3) Atlanta 2008-13, Carolina 2014
De LA PUENTE, Brian – G (UFA) San Francisco 2008, 2010, Kansas City 2008-09, New Orleans 2011-13, Chicago 2014
DeLOACH, Jerry – DL (UFA) Washington 2001, Houston 2002-05
DeLOACH, Ralph – DE (D-4 Dallas) New York Jets 1981
DEVINE, Kevin – CB (UFA) Jacksonville 1997-98, Minnesota 1999
DIXON, Rich – DE (UFA) Atlanta 1983
DOUGLAS, Dameane – WR (D-4 Oakland) Philadelphia 1999-2002, Kansas City 2003
DOWNS, Devante – LB (D-7) Minnesota 2018-Present
DUREN, Clarence – CB (UFA) St. Louis 1973-76, San Diego 1977

E

EATON, Lou – T (UFA) New York Giants 1945
EICHEMANDU, Adimchinobe – RB (D-7) Cleveland 2004, Minnesota 2005, Oakland 2006-07, Houston 2007
EDDINGS, Floyd – WR (UFA) New York Giants 1982-83
EDWARDS, Herman – DB (UFA) Philadelphia 1977-85, Los Angeles Rams 1986, Atlanta 1986
EVANS, Jack – HB (UFA) Green Bay 1929

F

FERRAGAMO, Vince – QB (D-4) LA Rams 1977-80, 1982-84, Buffalo 1985, Green Bay 1985-86
FETHERSTON, Jim – LB (UFA) San Diego 1968-69
FOLLETT, Zack – LB (D-7) Detroit 2009
FORSETT, Justin – RB (D-7) Seattle 2008, Indianapolis 2008, Seattle 2008-11, Houston 2012, Jacksonville 2013, Baltimore 2014-16, Detroit 2016, Denver 2016
FORTT, Khairi – LB (D-4) New Orleans 2014, Jacksonville 2015, Seattle 2016, Washington 2017
FUJITA, Scott – LB (D-5) Kansas City 2002-04, Dallas 2005, New Orleans 2006-09, Cleveland 2010-12

G

GARDNER, Derrick – CB (UFA) Atlanta 1999
GARNER, Dwight – RB (UFA) Washington 1986
GIBSON, Mike – OT (D-6 Philadelphia) Seattle 2009-11, Philadelphia 2012, Arizona 2013-14
GILBERT, Gale – QB (UFA) Seattle 1985-86, Buffalo 1990-93, San Diego 1994-95
GIORDANO, Matt – S (D-4) Indianapolis 2005-2010, New Orleans 2011, Oakland 2011-12, St. Louis 2013
GLENN, Tarik – T (D-1) Indianapolis 1997-2006
GOFF, Jared – QB (D-1) Los Angeles Rams 2016-Present
GOICH, Dan – DT (D-8 St. Louis) Detroit 1969-70, New Orleans 1971, New York Giants 1972-73, Denver 1974
GONZALEZ, Tony – TE (D-1) Kansas City 1997-2008, Atlanta 2009-13
GORDON, Steve – C (D-10) New England 1992-93, San Francisco 1997-98
GUYTON, Trevor – DE (D-7) Minnesota 2012

H

HALL, Rhett – DT (D-6) Tampa Bay 1991-93, San Francisco 1994, Philadelphia 1995-98
HANSEN, Chad – WR (D-4) New York Jets 2017-18, New Orleans 2019-Present
HARDY, John – CB (UFA) Chicago 1991
HARDING, Roger – C (D-5) Cleveland 1945, Los Angeles Rams 1946, Philadelphia 1947, Detroit 1948, New York Bulldogs 1949, Green Bay 1949
HARPER, Chris – WR (UFA) New England 2015-16, San Francisco 2017, New York Jets 2017
HARRIS, Maurice – WR (UFA) Washington 2016-18, New England 2019-Present
HARRIS, Nick – P (D-4 Denver) Cincinnati 2001-03, Detroit 2003-2011, Jacksonville 2011, Carolina 2012
HARVEY, Ken – LB (D-1) Phoenix 1988-93, Washington 1994-98
HAWKINS, Lavelle – WR (D-4) Tennessee 2008-12, New England 2013, San Francisco 2013, Tampa Bay 2014
HAZELTINE, Matt – LB (D-4) San Francisco 1955-68, New York Giants 1970
HENDRICKSON, Steve – LB (D-6) San Francisco 1989, Dallas 1989, San Diego 1990-94, Houston 1995
HICKMAN, Dallas – DE (D-9) Washington 1976-81, Baltimore 1981
HOLLOWAY, Stan – LB (UFA) New Orleans 1980
HUFFORD, Guy – E (UFA) Los Angeles Buccaneers 1926
HUGHES, Daymeion – CB (D-3) Indianapolis 2007-09, San Diego 2010-11, New York Giants 2012
IMLAY, Tut – HB (UFA) Los Angeles Buccaneers 1926, New York Giants 1927
INGRAM, Darryl – TE (D-4) Minnesota 1989, Cleveland 1991, Green Bay 1992-93

PRO BEARS

IWUOMA, Chidi – CB (UFA)
 Detroit 2001, Pittsburgh 2002-05, 2006,
 New England 2006, St. Louis 2006,
 Tennessee 2007

J

JACKSON, DeSean – WR (D-2)
 Philadelphia 2008-13, Washington 2014-
 16, Tampa Bay 2017-18, Philadelphia
 2019-Present

JACKSON, Kameron – CB (UFA)
 Indianapolis 2014

JACOBS, Proverb – T (D-2)
 Philadelphia 1958, New York Giants 1960,
 New York Titans 1961-62, Oakland 1963-
 64

JOHNSON, Don – HB (D-3)
 Philadelphia 1953-55

JOHNSON, Sidney – DB (UFA)
 Kansas City 1988, Washington 1990-92

JONES, Marvin – WR (D-5)
 Cincinnati 2012-15, Detroit 2016-Present

JORDAN, Cameron – DE (D-1)
 New Orleans 2011-Present

K

KAMPA, Bob – DE (D-3)
 Buffalo 1973-74, Denver 1974

KAPP, Joe – QB (D-18 Washington)
 Minnesota 1967-69, Boston 1970

KARTZ, Keith – T (UFA)
 Denver 1987-94

KEEN, Robbie – P/K (D-9 Kansas City 1992)

KENDRICKS, Mychal – LB (D-2)
 Philadelphia 2012-17, Cleveland 2018,
 Seattle 2018-Present

KLEIN, Perry – QB (UFA)
 Atlanta 1994-95

KRAGEN, Kyle – DE (UFA)
 Denver 2016

KUNASZYK, JORDAN – LB (UFA)
 Carolina 2019-Present

L

LADOUCEUR, L.P. – LS (UFA)
 Dallas 2005-Present

LAIRD, Patrick – RB (UFA)
 Miami 2019-Present

LARSON, Paul – QB (D-8)
 Chicago Cardinals 1957, Oakland 1960

LASCO, Daniel – RB (D-7)
 New Orleans 2016-Present

LAWLER, Kenny – WR (D-7)
 Seattle 2016-17

LEWIS, David – TE (D-1)
 Detroit 1984-86, Miami 1987

LONGWELL, Ryan – PK (UFA)
 Green Bay 1997-2005, Minnesota 2006-11

LOONEY, James – DT (D-7)
 Green Bay 2018-Present

LUCAS, Tim – LB (D-10)
 Denver, 1987-93

LUCKHURST, Mick – PK (UFA)
 Atlanta 1981-87

LYMAN, Chase – WR (D-4)
 New Orleans 2005-06

LYNCH, Ben – C (D-7 Kansas City 1996)
 Minnesota 1997, San Francisco 1999-
 2002, Houston 2003

LYNCH, Marshawn – RB (D-1)
 Buffalo 2007-2010, Seattle 2010-15,
 Oakland 2017-18

M

MACK, Alex – C (D-1)
 Cleveland 2009-15, Atlanta 2016-Present

MAHLUM, Eric – C (D-2)
 Indianapolis 1994-97

MANDERINO, Chris – DB (UFA)
 Cincinnati 2006

McCAFFREY, Mike – LB (D-4)
 Buffalo 1970

MCCAIN, Chris – LB (UFA)
 Miami 2014-15, New Orleans 2016, Los
 Angeles Chargers 2017, Indianapolis 2018

McCARTHY, Jack – T (UFA)
 Duluth 1927

McCLURE, Stefan – S (UFA)
 Indianapolis 2016-17, Washington 2017,
 Detroit 2018

McLAUGHLIN, John – DE (D-5)
 Tampa Bay 1999-2000

MEADOW, Ralph – E (UFA)
 Canton 1920

MEBANE, Brandon – DT (D-3)
 Seattle 2007-15, San Diego Chargers
 2016, Los Angeles Chargers, 2017-Present

MEKARI, PATRICK – G (UFA)
 Baltimore 2019-Present

MELVILLE, Dan – P (UFA)
 San Francisco 1979

MERZ, Aaron – OL (D-7)
 Buffalo 2006

MILLER, Keith – LB (UFA)
 St. Louis 2000, Seattle 2002

MOHAMED, Mike – LB (D-6)
 Denver 2011-12, Houston 2013-15, New
 Orleans 2015

MONACHINO, Jim – HB (D-12)
 San Francisco 1951, 1953, Washington
 1955

MOORE, Steven – OT (UFA)
 Tennessee 2017, Baltimore 2018-Present

MORRAH, Cameron – TE (D-7)
 Seattle 2009-12, Denver 2014

MORTON, Craig – QB (D-1)
 Dallas 1965-74, New York Giants 1974-76,
 Denver 1977-82

MUHAMMAD, Khalfani – RB (D-7)
 Tennessee 2017

MULLER, Brick – E (UFA)
 Los Angeles Buccaneers 1926

MUNCIE, Chuck – RB (D-1)
 New Orleans 1976-80, San Diego 1980-84

N

NEWBERRY, Jeremy – C (D-2)
 San Francisco 1998-2006, Oakland 2007,
 San Diego 2008

NEWMAYER, Don – T (UFA)
 Los Angeles Buccaneers 1926

NEWTON, Tom – RB (UFA)
 New York Jets 1977-82

NICKERSON, Hardy – LB (D-5)
 Pittsburgh 1987-92, Tampa Bay 1993-99,
 Jacksonville 2000-01, Green Bay 2002

NORRIS, Hal – LB (D-16)
 Washington 1955-56

O

O'BRIEN, Mike – DB (UFA)
 Seattle 1979

O'CALLAGHAN, Ryan – T (D-5)
 New England 2006-08, Kansas City 2010-
 11

OLSZEWSKI, John – FB (D-1)
 Chicago Cardinals 1953-57, Washington
 1958-60, Detroit 1961, Denver 1962

O'NEAL, Deltha – CB (D-1)
 Denver 2000-03, Cincinnati 2004-07, New
 England 2008, Houston 2009

PRO BEARS

O'STEEN, Dwayne – DB (UFA)
Los Angeles Rams 1978-79, Oakland
1980-81, Baltimore 1982, Tampa Bay
1982-83, Green Bay 1983-84

OWUSU, Ernest – DE (UFA)
Minnesota 2012, Tampa Bay 2013

P

PARKER, Jeremiah – DL (D-7)
New York Giants 2000

PAWLAWSKI, Mike – QB (D-8)
Tampa Bay 1992

PHILIP, Marvin – C (D-2)
Pittsburgh 2006-07, Cleveland 2007,
Buffalo 2009

PLUMMER, Gary – LB (UFA)
San Diego 1986-93, San Francisco
1994-97

PERRY, Gerry – T/K (D-29 LA Rams)
Detroit 1954, 1956-59, St. Louis 1960-62

POWE, Darius – WR (UFA)
New York Giants 2016-18

POWELL, Jemeel – CB (UFA)
Dallas 2003

R

REED, James – LB (UFA) Philadelphia 1977

REINHARD, Bill – HB (D-23 Washington)
Los Angeles Dons (AAFC) 1947-48

REINHARD, Bob – T/DT (D-5 Chicago
Cardinals)
Los Angeles Dons (AAFC) 1946-49, Los
Angeles Rams 1950

RICHTER, Les – LB (D-1 New York Yanks)
Los Angeles Rams 1954-62

RIDDLE, Ryan – LB (D-6)
Oakland 2005, New York Jets 2006

RIESENBERG, Doug – T (D-6)
New York Giants 1987-95, Tampa Bay
1996

RIGSBEE, Jordan – OL (UFA)
Carolina 2016-17

RIVERA, Ron – LB (D-2)
Chicago 1984-92

RIVERA, Steve – WR (D-4)
San Francisco 1976-77, Chicago 1977

RODGERS, Aaron – QB (D-1)
Green Bay 2005-Present

RODGERS, Richard – TE (D-3)
Green Bay 2014-17, Philadelphia
2018-Present

ROMERO, John – DL (D-6)
Philadelphia 2000

ROSE, Joe – TE (D-7)
Miami 1980-85, Los Angeles Rams 1987

ROSS, Jeremy – WR (UFA)
New England 2011, Indianapolis 2012,
Green Bay 2012, Detroit 2013-14,
Baltimore 2015, Oakland, 2015, New York
Jets 2016, Arizona 2016, 2017

ROZIER, Bob – DE (D-9) St. Louis 1979

S

SALEM, Harvey – T (D-2)
Houston 1983-86, Detroit 1986-90,
Denver 1991, Green Bay 1992

SANDERS, Ward "Buck" (UFA)
Toledo Maroons 1922

SANYIKA, Sekou – LB (D-7)
Arizona 2000-01

SCHABARUM, Pete – HB (D-2)
San Francisco 1951, 1953-54

SCHAFFNIT, Pete – E (UFA)
Los Angeles Buccaneers 1926

SCHWARTZ, Mitchell – OL (D2)
Cleveland 2012-15, Kansas City
2016-Present

SCHWENKE, Brian – OL (D-4)
Tennessee 2013-16, Indianapolis 2017

SERWANGA, Kato – CB (UFA)
New England 1998-2000, Washington
2001-02, New York Giants 2002-03

SEVY, Jeff – T (D-12)
Chicago 1975-78, Seattle 1979-80

SHAW, Bobby – WR (D-6)
Seattle 1998, Pittsburgh 1998-2001,
Jacksonville 2002, Buffalo 2003-04, San
Diego 2004

SKAUGSTAD, Daryle – NT (D-2)
Houston 1981-82, San Francisco 1983,
Green Bay 1983

SMITH, Byron – DE (D-3 Supplemental Draft)
Indianapolis 1984-85

SMITH, George – C (UFA)
Washington 1937, 1941-43, Brooklyn
1944, Boston 1945, San Francisco (AAFC)
1947

SMITH, Harrison – DB (UFA)
San Francisco 2006

SMITH, Holden – WR (D-11)
Baltimore 1982

SMITH, Marquis – S (D-3)
Cleveland 1999-2001

SMITH, Tarik – TB (D-7)
Dallas 1998-99

STACHOWSKI, Rich – NT (UFA)
Denver 1983

STEUSSIE, Todd – T (D-1)
Minnesota 1994-2000, Carolina 2001-03,
Tampa Bay 2004-05, St. Louis 2006-07

STEVENS, Craig – TE (D-3)
Tennessee 2008-15

STEWART, Todd – T (UFA)
Carolina Panthers 1997

STEWART, Wayne – TE (D-15)
New York Jets 1969-72, San Diego 1974

STORER, Byron – FB (UFA)
Tampa Bay 2007-10

STRINGER, Scott – DB (UFA)
St. Louis 1974

SULLIVAN, John – DB (D-3 Supplemental
Draft)
Green Bay 1986, San Diego 1986, San
Francisco 1987

SUNDBERG, Nick – LS (UFA)
Carolina 2009, Washington 2010-Present

SWEENEY, Steve – WR (D-9)
Oakland 1973

SWENSON, Rob – LB (UFA)
Denver 1975-79, 1981-83

T

TA'UFO'OU, Will – FB (UFA)
Chicago 2009-2011, Tennessee 2011,
Jacksonville 2012-14

TAVECCHIO, Giorgio – PK (UFA)
San Francisco 2012, Green Bay 2013,
Detroit 2014, Oakland 2015, 2016, 2017-
18, Atlanta 2018-Present

TAYLOR, Troy – QB (D-4)
New York Jets 1990-91

TEPPER, Mike – OT (UFA)
Indianapolis 2011-12

TERCERO, Scott – G (D-6)
St. Louis 2003-04

THOMPSON, Jesse – WR (D-6)
Detroit 1978, 1980

THOMPSON, Syd'Quan – DB (D-7)
Denver 2010-12

THURE, Brian – T (D-6)
Washington 1995-96

TOEWS, Loren – LB (D-8)
Pittsburgh 1973-83

TREGGS, Brian – WR (UFA)
Seattle 1992

PRO BEARS

TREGGS, Bryce – WR (UFA)
 San Francisco 2016, Philadelphia 2016-17, Cleveland 2017

TUATAGALOA, Natu – DT (D-5)
 Cincinnati 1989-91, Seattle 1992-93, Houston 1995

TUCKER, Verran – WR (UFA)
 Kansas City 2011

TUGGLE, John – RB/KR (D-12)
 New York Giants 1983

TURPIN, Miles – LB (UFA)
 Green Bay 1986, Tampa Bay 1987

U

UPSHAW, Regan – DE (D-1)
 Tampa Bay 1996-99, Jacksonville 1999, Oakland 2000-02, Washington 2003, New York Giants 2004

UWAEZUOKE, Iheanyi – WR (D-5)
 San Francisco 1996-98, Miami 1998, Detroit 1999, Carolina 2000

V

VEASY, Jordan – WR (UFA)
 Tennessee 2018-Present

VEREEN, Shane – RB (D-2)
 New England 2011-14, New York Giants 2015-17

W

WALKER, Langston – T (D-2)
 Oakland 2002-06, 2010, Buffalo 2007

WALKER, Wesley – WR (D-2)
 New York Jets 1977-89

WALLACE, Anthony – RB (D-9)
 New Orleans Saints, 1992, Atlanta 1993-94

WARD, LaShaun – DB (UFA)
 Kansas City 2003

WEBB, Davis – QB (D-3)
 New York Giants 2017-18, New York Jets 2019-Present

WELBOURN, John – OL (D-4)
 Philadelphia 1999-2003, Kansas City 2004-07

WERSCHING, Ray – PK (UFA)
 San Diego 1973-76, San Francisco 1977-87

WHITE, Darius – CB (UFA)
 Indianapolis 2016

WHITE, Ed – G/T (D-2)
 Minnesota 1969-77, San Diego 1978-85

WHITE, Russell – RB (D-3)
 Los Angeles Rams 1993, Green Bay 1995

WHITE, Sherman – DE (D-1)
 Cincinnati 1972-75, Buffalo 1976-83

WHITING, Brandon – DT (D-4)
 Philadelphia 1998-2003, San Francisco 2004

WILLARD, Jerrott – LB (D-5)
 Kansas City 1995, 1998

WILLIAMS, Steve – CB (D-5)
 San Diego 2013-16

WILSON, David – FS (D-7)
 Minnesota 1992, New England 1992

WILSON, Mark – T (D-5)
 Washington 2004, Oakland 2006

Z

ZAWATSON, Dave – T (D-2)
 Chicago 1989, New York Jets 1990, Miami 1991, Atlanta 1992

ZOMALT, Eric – S (D-3)
 Philadelphia 1994-96, New York Jets 1996

ALL-TIME LETTERWINNERS

A

Abd Allah, Fahim, 2005
 Abrams, Charles J., 1911, 13
 Abreu, Dennis, 1962, 63, 64
 Acker, Joseph, 1969, 70, 71
 Acree, Dennis, 1969, 70
 Adams, Kenneth, 1969, 70
 Aeschliman, Shawn, 1989, 91
 Adcock, Chris, 2011, 12, 13, 14
 Adolphus, Harry, 2015
 Agler, Harry, 1942, 47
 Agness, Neil, 1970, 71
 Agnew, William, 1945
 Agorastos, Manny, 1956
 Agu, Ted, 2012, 13
 Ahanotu, Chidi, 1989, 90, 91, 92
 Ahr, Mike, 1979, 80, 81, 82
 Aigamaua, Solomona, 2010
 Akbar, Jihad, 1994, 95
 Akeo, Ladd, 1982
 Alaman, Don, 1976, 77
 Albert, Antoine, 2015
 Albertson, William B., 1900, 01, 02
 Albrecht, Ted, 1974, 75, 76
 Alcott, Paul, 1991
 Alford, Ray M., 1917
 Alexander, Don, 1971
 Alexander, Lorenzo, 2001, 02, 03, 04
 Allen, Chester A., 1909, 10, 11, 12
 Allen, John, 1987
 Allen, John, 2005, 06, 07
 Allen, Keenan, 2010, 11, 12
 Allensworth, Darius, 2014, 15, 16, 17
 Alualu, Tyson, 2006, 07, 08, 09
 Amadi, Charles, 2007, 08, 09
 Amajoyi, Obi, 2002, 03
 Ambrose, Roy, 1983, 84
 Amling, Raymond, 1939, 40
 Amling, Wallace, 1946
 Anderson, Jacob, 2016, 17
 Andersen, Lance, 1972
 Anderson, Matt, 2015, 16, 17
 Andersen, Steve, 1986, 1988
 Anderson, Ahmad, 1979, 80, 81, 82
 Anderson, Andy, 1970
 Anderson, Arthur, 1940
 Anderson, C.J., 2011, 12
 Anderson, David A., 1934, 35
 Anderson, David L., 1936, 37, 38
 Anderson, Don, 1964, 65, 66
 Anderson, Edwin M., 1944
 Anderson, Eric, 1977, 78, 79
 Anderson, Frank M., 1896
 Anderson, Fred, 1937, 38
 Anderson, Jacob, 2016, 17
 Anderson, Jim, 1961, 62, 63
 Anderson, Matt, 2015, 16, 17
 Anderson, Mike, 1984, 85
 Anderson, Ned, 1967
 Anderson, Rick, 1978
 Anderson, Stephen, 2012, 13, 14, 15
 Andrew, Paul, 1950, 51, 52
 Anger, Bryan, 2008, 09, 10, 11
 Anoai, Hamilton, 2014, 15, 16, 17

Anthony, Mark, 2009, 10, 11, 12
 Archer, William, 1934, 35, 36
 Arkley, William, 1896
 Armendariz, Gus, 1946
 Armstrong, Bill, 1971, 72
 Arner, Brock, 1966
 Arnold, Charon, 2000, 01
 Arnold, Pat, 1985, 86, 87
 Arnold, Walt, 1958, 59, 60
 Arrillaga, Gabe, 1957
 Arrington, J.J., 2003, 04
 Arthur, Julian, 2005, 06, 07
 Artoe, Lee, 1939
 Asbell, Rick, 1993
 Aschenbrenner, Rick, 1966
 Ashley, Harold H., 1909, 10
 Ashton, Jake, 2017, 18
 Asomugha, Nnamdi, 1999, 2000, 01, 02
 Astromoff, Nick, 1983, 84, 85
 Athearn, Fred W., 1898, 99
 Augustine, Irby, 1967, 68, 69
 Austin, Jack, 2014, 15, 16
 Auzenne, Troy, 1988, 89, 90, 91
 Avery, H.S., 1896
 Avery, Lewis, 1943
 Avery, Russell, 1928, 29, 30
 Ayer, Bill, 1990, 91, 92, 93
 Ayoob, Joe, 2005, 06

B

Bachman, Forrest, 1946
 Backstrom, Bill, 1971
 Baeta, Mike, 1994, 96
 Baggett, Matthew A., Jr., 1962
 Bagley, Bob, 1950, 51
 Bagnall, Rick, 1988, 89
 Baham, Robert L., 1951
 Bailey, Brian, 1977, 78, 79, 80
 Bailey, Jack, 1945
 Bailey, Mark, 1973, 74
 Bailey, Rick, 1974
 Bailey, Tim, 1979, 80, 81, 83
 Baker, Jon, 1944, 46, 47, 48
 Baldwin, Maurice, 1931, 32
 Baldwin, Paul, 1949
 Ball, Chris, 2000, 01
 Balliett, Larry, 1960, 61, 62
 Bancroft, Steven G., 1926, 27, 28
 Bankhead, Greyson, 2017
 Banta-Cain, Tully, 1999, 2000, 01, 02
 Barber, Wolf, 1991, 92
 Barbero, Ed, 1984, 85
 Bark, Andy, 1982, 83
 Barnes, Jeff, 1975, 76
 Barnes, John W., 1897
 Barnes, Pat, 1993, 94, 95, 96
 Barnes, Stanley, 1918, 19, 20, 21
 Barnes, Theodore L., 1898
 Barnett, Edward, 1943, 44
 Barnicott, John W., 1907, 08
 Barr, Dave, 1992, 93, 94
 Barr, Stanley L., 1927, 28, 29
 Barr, Todd, 2012, 13, 14, 15
 Barsala, Mick, 1991, 92
 Barsochini, Robert, 1943
 Barsotti, Gael, 1959, 60
 Bartkowski, Steve, 1972, 73, 74
 Bartlett, Ed, 1949, 50, 51
 Bartlett, Robert, 1929
 Bartolo, Mitchel, 2013
 Barton, Michael, 2013, 14, 15
 Bateman, Dave, 1972, 73, 74
 Bates, Henry, 1917
 Bates, Steve, 1958, 59, 60
 Bates, Tom, 1958, 59, 60
 Baxter, Jim, 1953
 Bazakas, Henry, 2017
 Baze, Ross B., 1926
 Beagle, Gregg, 1979, 80, 81, 82
 Beal, Bob, 1950, 51, 52
 Beam, Stewart N., 1922, 23
 Beard, Wendell, 1945
 Beasley, John, 1964, 65, 66
 Bebelaar, John, 1960
 Beck, Matt, 1996, 97, 98, 99
 Beck, Traveon, 2016, 17, 18
 Becker, Jeremy, 1993, 94, 95, 96
 Becker, Norm, 1955, 56
 Becker, Rusty, 2016, 17
 Beckett, Theodore, 1928, 29, 30
 Beckham, Josh, 2000, 01, 02, 03
 Bedford, Brian, 1984, 85, 86, 87
 Beebe, Mike, 1990, 92
 Beede, Frank, 1993, 94
 Beedy, J. Crosby, 1934
 Beegun, Eric, 2002, 04, 05, 06
 Begovich, Dan, 1949
 Beito, Noah, 2015, 16
 Bell, Albert, 1906, 07
 Bell, Charles R., 1916
 Bell, William M., 1922
 Belli, John, 1987, 88, 89, 90
 Bemoll, Kevin, 2008, 09
 Bender, Allan, 1951, 52
 Bender, Ralph W., 1899
 Bender, William L., 1915
 Benjamin, Na'il, 1993, 94, 95, 96
 Bennett, Harlo, 1936
 Bennett, Kamryn, 2015, 16, 17, 18
 Bennett, Rick, 1966
 Bensley, Jon, 2001
 Benson, Jim, 1982
 Bequette, Luc, 2016, 17, 18
 Berkey, Robert A., 1920, 21, 22
 Bernard, Ken, 1984
 Berry, Dan, 1965, 66
 Bertoli, Charles, 1934
 Besana, Fred, 1975, 76
 Best, Arthur Le Roy, 1923
 Best, Jahvid, 2007, 08, 09
 Best, Sam, 1975, 76
 Bethea, James, 2000, 01, 02, 03
 Bican, Nickolas L., 1930
 Biedermann, Leo, 1975, 76, 77
 Bigelow, Brendan, 2011, 12, 13
 Bimson, Rob, 1985, 86, 87, 88
 Binggeli, Ernie, 1976, 77
 Binkley, Jack, 1953
 Binn, David, 1990, 91, 92, 93
 Binswanger, Anthony, 2004
 Birdsall, Ernest S., 1896

Bishop, Desmond, 2005, 06
 Bishop, Devin, 2008, 09
 Blackmon, Allen, 1977, 78, 79
 Blackwell, Todd, 1992, 93
 Blakenev, Jim, 1962, 63, 64
 Blanchfield, Tom, 1962, 63, 64
 Blay-Miezah, Francis, 2003, 04
 Blewett, Richard E., 1925, 26
 Blewett, William F., 1923
 Blower, Floyd, 1933, 34, 35, 36
 Bluntzer, Nolan, 2000, 01, 03
 Boateng, Nyan, 2008, 09
 Bock, Lauren, 1960, 61
 Boehm, Kyle, 2013
 Boensch, Fred, 1943
 Bogardus, Darrell J., 1913, 14
 Bohlke, Russ, 1948
 Boller, Kyle, 1999, 2000, 01, 02
 Boone, William, 1932, 33, 34
 Booth, Issac, 1992, 93
 Booth, Rick, 1974
 Boothe, D. Power, 1904
 Bordonaro, Sebastian, 1954
 Borghi, Henry, 1944, 46, 47, 48
 Borgia, Gerald, 1967, 68, 69
 Bornstein, Jeff, 1975
 Borraro, Chris, 2013, 14, 15, 16
 Boskovich, Mark, 2007, 08, 09
 Bostock, Ross, 2011, 12
 Bottari, Vic, 1936, 37, 38
 Boucher, David, 1919
 Bouza, Jackson, 2011, 12, 13
 Bouza, Matt, 1978, 79, 80
 Bowers, Brad, 1991, 92, 93, 94
 Bowers, Ross, 2016, 17
 Boynton, William H., 1904
 Bracelin, Greg, 1976, 77, 79
 Brache, Ignacio, 1997, 98, 99
 Bradley, Jerry, 1964, 65, 66
 Brady, Jim, 1968, 69, 70
 Brady, Michael, 1980, 81, 82
 Brady, Patrick, 1980, 81, 82
 Braley, Harold H., 1900
 Brandon, Eric, 1995, 96, 97, 98
 Brandt, Ed, 1953, 54, 55
 Brandt, Fred, 1943
 Brant, David O., 1911, 13
 Brazil, Jim, 1976, 77
 Brazill, Nat, 1955, 56
 Brazinski, Mark, 2010, 11, 12, 13
 Breakenridge, Harold R., 1926, 28
 Breech, Jim, 1974, 75, 76, 77
 Breeden, Jack, 1937, 38
 Breidenthal, John, 1978, 79, 80
 Bridgford, Allen, 2011, 12
 Brien, Doug, 1991, 92, 93
 Briner, Andy, 2003
 Brittingham, Jack, 1933, 34, 35
 Brittingham, Robert, 1933, 34, 35
 Bronk, Barry, 1966, 67
 Brooks, Bob, 1952
 Brooks, Fred T., 1914, 15, 16, 19
 Brooks, Gerald, I., 1954
 Brooks, Jesse, 2006, 07, 08, 09
 Broussard, Nathan, 2012, 15
 Brown, Caleb, 1994, 96, 97, 98
 Brown Jr., Christopher, 2018

ALL-TIME LETTERWINNERS

Brown, Darryl, 1990, 91
 Brown, Derron, 2015, 17
 Brown, Donald, 1944
 Brown, Gavin, 1995
 Brown, Gerran, 2017
 Brown, Kenny, 1986, 87
 Brown, Kevin, 1983, 84, 85, 86
 Brown, Mike, 1965, 66
 Brown, Myron M., 1924, 25
 Brown, Robert L., 1917
 Brown, Tom, 1962, 63, 65
 Browner, Keith, 2008, 09, 10
 Brumsey, Larry, 1971
 Brunk, Frank, 1947, 48, 49
 Budelman, Herman D., 1906, 07, 08
 Bunting, Ian, 2018
 Buestad, Bud, 1945
 Bugbee, Dennis, 1967
 Buggs, Michael, 1978, 79, 80
 Bullard, Sean, 1993, 94, 95, 96
 Bundy, Randy, 2003, 04, 05, 06
 Burch, Todd, 1984
 Burke, Tom, 1961
 Burns, Samuel, 1972
 Burnside, David, 1995, 96, 97
 Burress, Jim, 1959, 60, 61
 Burrows, Bruce, 1968
 Bush, Franklin W., Jr., 1905
 Butler, James B., 1906, 08
 Butler, Ralph H., 1909
 Bynum, Camryn, 2017, 18
 Byrd, Emerson, 1958
 Bystrom, Gary, 1963

C

Cacciari, Steve, 1980, 81, 83
 Cadenasso, John, 1951
 Cafaro, J.D., 2001, 03, 04
 Cahill, Mark, 1974
 Cahn, Albert, 1929, 30
 Caldwell, Keith, 1985, 86
 Caldwell, Mike, 1990, 91, 92, 93
 Calender, Clayton, 1943
 Calkins, Jim, 1967, 69
 Calkins, Russell, 1933, 34
 Calegari, Ron, 1962, 64
 Callaghan, Judson, 1935, 37
 Callan, Brett, 1991
 Callan, Howard, 1944
 Callen, Atari, 1999, 2001
 Calvin, Michael, 2008, 09, 10, 11
 Camera, Paul, 1983
 Cameron, Andrew, 2003, 04, 05, 06
 Camp, Reggie, 1979, 80, 81, 82
 Campbell, D.J., 2008, 09, 10, 11
 Campbell, Rich, 1978, 79, 80
 Camporeale, Dan, 2010, 11, 12, 13
 Canada, Tom, 2001, 02
 Canfield, Clifford G., 1913, 14, 15
 Cannon, Chris, 1989, 90, 91, 92
 Cantlon, John E., 1964, 65
 Carabello, Hector, 1945
 Cardon, Monty, 1985
 Carey, H. Dana, 1923, 24, 25
 Carlsen, Dick, 1960

Carlson, Arthur, 1931, 32, 33
 Carlson, Glenn E., 1924, 25
 Carlton, Robert, 1932, 35
 Carmel, Ray, 2001
 Carmichael, Jim, 1953, 54, 55
 Carnell, Mike, 1978
 Carpenter, Chris, 1990, 91, 92, 93
 Carpenter, Kenneth L., 1909
 Carr, S.D., 1896
 Carter, Andre, 1997, 98, 99, 2000
 Carter, Charles, 1986, 87
 Carter, David, 1981, 82, 83, 85
 Carter, Jerome, 1970, 71
 Carvajal, Rudy, 1961, 62, 63
 Casey, Mike, 1953
 Casner, Al, 1989, 90, 92
 Cass, Harold P., 1919
 Castelhun, Paul, 1900
 Castignani, Joe, 2016
 Castle, James S., 1935
 Castro, Augustus, 1930, 31
 Cattouse, Sean, 2008, 09, 10, 11
 Celeri, Robert, 1944, 47, 48, 49
 Cerf, Cedric S., 1906, 07, 08
 Cernius, Bob, 1989
 Cezario, Michael A., 1962
 Chambers, Roland, 1945, 46
 Champion, Jerome, 1967, 68, 69
 Chapman, Darnell, 1977, 78, 79
 Chapman, Lindsey, 1991, 92, 93
 Chapman, Samuel, 1935, 36, 37
 Cheadle, Justin, 2008, 09, 10, 11
 Cheek, Trey, 2014
 Cherry, Jamaal, 1998, 99, 2001, 02
 Cherry, Je'Rod, 1992, 93, 94, 95
 Cherry, Jim, 1955, 56
 Cherry, William, 1986
 Chiappone, Bob, 1957
 Chick, Chris, 1999, 2000
 Christensen, Brunel, 1941, 42
 Christie, Howard, 1932, 33
 Clark, Austin, 2010, 11, 12, 14
 Clark, Derrick, 2017
 Clark, Jack, 1976, 77
 Clark, Webster V., 1920, 21, 22
 Clay, John A., 1900
 Clemons, Duane, 1992, 93, 95
 Clemons, Sam, 1998, 99
 Cline, James J., 1918, 19
 Clizbe, Matt, 1991, 92, 93, 94
 Clymer, John F., 1924
 Clymer, Paul S., 1926
 Coccimiglio, Ron, 1978, 79, 80
 Cochran, Aaron, 2015, 16
 Cochran, Matt, 2013, 14
 Cock, Howard B., 1926
 Cockburn, James D., 1927, 28
 Cockett, Keith, 1983, 84, 85
 Coffeen, J.M., 1917
 Coffey, Andrew, 1998
 Cohen, Douglas B., 1914
 Coleman, Caleb, 2014, 15
 Coleman, DeAndre, 2010, 11, 12, 13
 Coleman, Jim, 1967
 Collier, Cornell, 1988, 89, 90, 91
 Collier, John H., 1899
 Collier, Leonard, 1936

Collins, Evan, 1994, 95, 96
 Collins, Greg, 1974, 75
 Collins, Robert H., 1900
 Coltrin, Frederic C., 1925, 26, 27
 Comer, Brian, 1996
 Conley, John, 1970
 Conte, Chris, 2007, 08, 09, 10
 Contestabile, Joe, 1956
 Conway, Cassius, 1993
 Coombs, Malcolm, 1931
 Cooper, Bill, 1958
 Cooper, Joe, 1978, 81, 82
 Coprich, Jeffrey, 2013, 15
 Cornell, George, 1936, 38
 Cornish, Henry L., 1898, 99
 Costanzo, Michael, 2008, 09, 10
 Cotton, Charles, 1933, 34, 35
 Cotton, Kenneth, 1935, 36, 37
 Couper, Frank C., 1925
 Coutts, Steven, 2018
 Covarrubias, Jesse, 1979, 80
 Cox, Donald, 1948
 Cox, Howard V., 1926
 Cox, James, 1943
 Cox, Stanley, 1940, 41
 Cox, Stewart, 1941
 Craig, John W., 1896, 98
 Craig, V.H., 1897
 Craig, Will, 2018
 Crane, Markey, 1976, 77
 Crane, Percy L., 1913
 Cranmer, Lee D., 1919, 20, 21
 Cristol, Brian, 2005
 Crittenden, Bob, 1965, 66, 67
 Crosby, Vern, 1943
 Cross, Garrett, 2003, 04
 Crosthwaite, Alejandro, 2012, 13, 14
 Crow, Wayne, 1958, 59
 Croyle, Phil, 1968, 69, 70
 Crumpacker, Karl, 1973, 74
 Cruze, Jay, 1971, 72
 Cullom, Jim, 1947, 48, 49
 Culpepper, John, 1972, 73, 74
 Cummings, Bob, 1949, 50
 Cummins, Greg, 1974, 75
 Cunningham, Bill, 1950
 Cunningham, Dustin, 1993
 Cunningham, Kevin, 1993, 94
 Cunningham, John, 1946, 47, 48
 Cunningham, LaReylle, 2005, 06, 07, 08
 Curhan, Jake, 2017, 18
 Curran, Don, 1950, 51, 52
 Curran, Skylar, 2008, 09
 Currie, Bob, 1955, 56, 57
 Currie, Ron, 1959
 Currin, Matt, 2001, 03, 04
 Currin, Sean, 1998, 99, 2000, 01
 Curry, Robert, 1972
 Curtis, Dick, 1961
 Curtis, Isaac, 1970, 71
 Curtis, Steve, 1969, 70
 Cushing, Kevin, 1985, 86

D

D'Amato, Vincenzo, 2009, 10, 12, 13

Dal Porto, Robert, 1946, 47, 48
 Dalton, Wesley, 1999
 Daltoso, Valentino, 2017, 18
 Daniels, Marcus, 2000, 01, 02
 Daniels, Raymond, 1993
 Daniels, Victor, 1933
 Dantzler, Alex, 1970
 Darby, Robert, 1968, 69, 70
 Davis, Antione, 2013
 Davis, Ashtyn, 2016, 17, 18
 Davis, David, 2014, 15
 Davis, Michael, 1990, 91, 92, 93
 Davis, Rashawn, 1997
 Davis, Rulon, 2006, 07, 08
 Davis, Ryan, 2010, 11
 Davis, Trevor, 2014, 15
 Davison III, Raymond, 2014, 15, 16, 17
 Dawkins, Sean, 1990, 91, 92
 Day, Dick, 1951, 53
 Dean, Calvin J., 1920, 21, 22
 DeBoskie-Johnson, Covaghnn, 2009, 10, 11
 DeBruin, Jaylon, 2003, 04
 DeCoud, Thomas, 2004, 05, 06, 07
 Decoudres, Charles, 1942
 Deeds, Karl S., 1918, 19, 20
 Deemer, Bryan, 2005, 06
 Degnan, George, 1931
 DeJong, Raymond, 1947, 48, 49
 De La Cruz, Tino, 1981
 De La Puente, Brian, 2005, 06, 07
 DeLapp, Geoff, 1969, 70, 71
 Delgado, Vincent, 1984, 85, 86, 88
 Del Giorgio, Seldon, 1930
 DeLoach, Jerry, 1996, 97, 98, 99
 DeLoach, Ralph, 1976, 77, 78
 Del Prado, Josh, 1996, 97
 DePaola, Dante, 1992, 93, 94, 95
 De Rosa, Joe, 1974, 75
 DeMartinis, Sam, 2010
 Demeritt, Reno E., 1901, 02, 03
 Derian, Albert, 1940, 41
 Derian, Steve, 1973, 74
 DeSa, Sam, 2004, 05, 06, 07
 Desmond, James, 1945
 Desomber, Nate, 1999
 Destefano, Pete, 1996, 97, 98, 99
 Deutsch, Derek, 2000, 01
 De Varona, David, 1936, 37, 38
 Devers, James, 1985, 86, 88
 Devine, Kevin, 1993, 94, 95, 96
 Devora, Wayne, 1992
 Dickson, Joel, 1986, 87, 88, 90
 Diehl, Reed, 1997, 98, 99, 2000
 Diffenbang, William, 1945, 46
 Dike, Kaodi, 2016
 Dilello, Pete, 1995
 Dill, Forrest, 1972
 Dillon, Jim, 1952, 53
 Dills, Thomas H., 1910, 12
 Dimeff, Steve, 1953, 54, 55
 Dinkler, Ted, 1959, 60
 DiResta, Louis, 1930, 31
 Dixon, Alex, 1983, 84, 85, 86
 Dixon, James A., 1923, 24
 Dixon, John, 1975, 76

ALL-TIME LETTERWINNERS

Dixon, Rich, 1978, 79, 80, 82
 Dodds, John, 1942
 Dodds, Robert, 1946, 47, 49
 Doerr, Donald, 1942, 43, 46
 Doherty, Kevin, 1997, 98, 99
 Dolan, Lawrence J., 1911
 Dolman, Sam, 1962
 Dolman, Willard, 1936, 37, 38
 Domoto, Pete, 1957, 58, 59
 Donnelly, Ray, 1954
 Donohoe, Charles A., 1939
 Doretti, Frank, 1957, 58, 59
 Dorsey, Albert, 1997, 98
 Dos Remedios, Robert, 1987, 88
 Dotsy, Terence, 2000, 01, 02
 Dotury, Steve, 1945
 Dougery, James C., 1926, 27
 Dougery, Ralph H., 1927
 Douglas, Dameane, 1995, 96, 97, 98
 Douglas, James M., 1912, 13, 14
 Doughty, Colt, 2018
 Downs, Devante, 2014, 15, 16, 17
 Doxy, Gary, 2006, 07
 Dozier, Cedric, 2013, 14, 15
 Dozier, Melville, Jr., 1899
 Drake, Jeremy, 2001, 02
 Drayden, Josh, 2016, 17, 18
 Drew, Damariay, 2013, 15
 Drew, Jerry, 1953, 54, 56
 Drnovich, Louis, 1934
 Duddleson, William J., 1915
 Duden, Ernest, 1900, 01
 Dumont, Nico, 2010, 11
 Dunbar, Palmer H., 1899
 Duncan, Douglas, 1946, 47, 48
 Duncan, Jordan, 2016, 17, 18
 Duncan, Scott, 1973
 Dunn, Raymond, 1939, 40, 41
 Dunn, Richard M., 1921, 22, 23
 Dunn, Steve, 1981, 82, 83, 84
 Duren, Clarence, 1971, 72
 Dutriz, Antonio, 1934
 Dutton, Bill, 1953
 Dutton, Tom, 1951, 52, 53
 Dwiggin, Jay, Jr. 1908, 09, 10
 Dyer, Ephraim, 1906, 07
 Dzura, Stan, 1963, 64

E

Easley, Chris, 1994, 95, 96
 East, Raymond, 1930
 Easterbrooks, Gerald, 1930, 31
 Eaton, Lou, 1934
 Ebert, Jeff, 1987, 88
 Echemandu, Adimchinobe, 1999, 2000, 03
 Echols, Zion, 2017
 Eddings, Floyd, 1977, 78, 80, 81
 Edgar, Brad, 1986, 87, 88, 89
 Edmond, Coleman, 2010, 11
 Edmonston, Don, 1950
 Edmonston, Robert, 1944, 45
 Edwards, Donovan, 2008, 09, 10
 Edwards, Herman, 1972, 74
 Edwards, Tyrone, 1991, 92, 93, 94

Eells, Walter H., 1918, 19, 20
 Eickmeyer, Herman, 1929, 30
 Eisan, Dan, 1976
 Eisan, Lee G., 1927, 28, 29
 Eisenbrand, Clay, 1981, 82, 83
 Elerding, Eugene, 1930
 Eley, Jeff, 1984, 86
 Elliott, Amos W., 1908, 09, 10, 11
 Elliott, John, 1944, 46
 Elliott, Roy H., 1905
 Ellis, Frank F., 1896
 Ellis, Hal, 1951, 52
 Ellison, Tyre, 2010, 11, 12
 Elmore, William, 1938, 39, 40
 Ely, Dwight, 1951
 Engerbretson, Karl L., 1918, 19
 English, Ron, 1987, 88, 89, 90
 Enwere, Vic, 2014, 15, 16, 17
 Epstein, Michael P., 1962
 Erb, Charles F., Jr., 1920, 21, 22
 Erb, Charles F. III, 1946, 49
 Erby, John, 1960, 61, 62
 Erickson, Richard, 1946, 47, 48
 Eriksen, Kristian, 2001, 02
 Ervin, Darren, 2012, 13
 Eselu, Savaii, 2010
 Espitia, Maximo, 2012, 13
 Evans, Claude, 1936, 37
 Evans, Clinton W., 1910, 12
 Evans, F. Howard, 1923
 Evans, Jack V., 1926, 27
 Evans, Stafford, 1992, 93
 Everett, Lucas, 2003
 Everett, Whit, 1974, 75
 Everhart, Jef, 1993
 Ezeff, Marcus, 2006, 07, 08, 09

F

Fa'avae, Fa'avae, 1997, 98, 99
 Fackrell, Carlos, 1955, 59
 Fairbanks, John R., 1907
 Fanua, Steven, 2010, 11
 Farley, Brian, 2013, 14, 15
 Farmer, Clarence W., 1917
 Farmer, Milton T., 1906
 Faumuina, Pana, 2002
 Favreau, Mike, 1986
 Favro, Dave, 1961
 Fay, John, 1967, 68
 Felder, Anthony, 2005, 06, 07, 08
 Fenston, Earl J., 1915
 Ferguson, Jim, 1960, 61
 Ferguson, John, 1941, 42
 Ferragamo, Vince, 1972, 73
 Fetherston, Jim, 1965, 66, 67
 Fiebiger, Roy, 1974, 75
 Field, Drew, 1979
 Fields, Marcus, 1997, 98, 99, 2001
 Fike, Harold, 1973, 74, 75
 Firpo, Anthony, 1938, 39
 Fish, George W., 1912, 13
 Fisher, Emerson W., 1919
 Fisher, Richard, 2008, 09, 10
 Fitz, Frank M., 1927
 Fitzgerald, Chuck, 1950
 Flagg, Justin, 1995, 96, 97, 98

Fleming, Howard W., 1911, 12, 13
 Fletcher, Harold A., 1912
 Flores, Ron, 1988, 89
 Fodor, Bob, 1979, 81, 82, 83
 Follett, Zack, 2005, 06, 07, 08
 Folmer, Richard, 1939, 40
 Foltz, Ryan, 2002, 03, 04, 05
 Fong, George, 1946, 47
 Foran, Marshall, 1991, 92, 93, 94
 Forbes, Art, 1955, 56, 57
 Forbes, Nick, 2010, 11, 12
 Force, James A., 1903, 04, 05
 Ford, Mariet, 1981, 1982
 Ford, Mike, 1986, 87, 88, 89
 Ford, Orrin, 1981, 83, 84
 Forrester, Chase, 2015, 16, 17, 18
 Forrester, Wade, 2002, 03
 Forsett, Justin, 2004, 05, 06, 07
 Fortt, Khairi, 2013
 Foster, Daniel P., 1914, 15, 17
 Foster, Robert N., 1904
 Foster, Roger, 1963, 64, 65
 Fowler, Donald, 1935
 Fowler, Gary, 1967, 68, 69
 Fowler, Nate, 1992, 94
 Fox, Charley, 1949
 Fraley, Paul, 2004
 Francis, Robert C., 1926
 Frank, Kenny, 2006
 Franklin Jr., Marloshaw, 2016, 17
 Franklin, Oran, 1957
 Frantz, John, 1965, 66, 67
 Franz, Rod, 1946, 47, 48, 49
 Fraser, Jim, 1969, 70
 Frassetto, Gene, 1942, 47, 48
 Frazer, Donovan, 2014
 Fredrickson, Tyler, 2000, 01, 02, 03
 Freedman, Tony, 1942, 43
 Freeman, Edgar A., 1906, 07, 08
 Freeman, Mike, 1997, 98
 Freitas, George, 1974, 75, 76, 77
 Frey, Dave, 1972, 73, 74
 Frisbee, Bob, 1943
 Frisch, John, 1972, 73
 Fuimaono, Siulagisipai, 2018
 Fujita, Scott, 1998, 99, 2000, 01
 Funches, Alex, 2017, 18
 Funderburk, Mark, 1980, 81, 83, 84
 Furuta, Doug, 1959

G

Galas, Dominic, 2009, 10, 11, 12
 Galas, Tim, 1979, 80, 82
 Galbraith, Huxley, 1945
 Gallagher, William G., Jr., 1922
 Gammon, Walter, 1900
 Gandsey, Tom, 1983, 84
 Garamendi, John, 1963, 64, 65
 Garamendi, Sam, 1969, 70, 71
 Garbers, Chase, 2018
 Garcia, Nicanor, 1992
 Gardner, Derrick, 1995, 96, 97, 98
 Garlinger, Howard, 1955
 Garner, David, 2014
 Garner, Dwight, 1982, 83, 84, 85
 Garrity, Clarence, 1928, 29, 30, 31

Garthwaite, Edwin, 1943, 44
 Garvin, Grover, 1958, 59
 Garzoli, John, 1954
 Gaskins, Martin 1994, 95
 Gates, Justin, 2010, 11
 Gay, Thomas E., 1916
 Geanelli, Rudolph L., 1913, 14, 15
 Gearhart, George, 1966, 67
 Geldermann, Nate, 1996, 97, 98
 Gendotti, Joseph, 1901
 Gentner, Ernie, 1942
 George, Dave, 1959, 60
 Geringer, John, 1983, 84, 85, 86
 Gerner, Kenneth, 1945
 Geurts, Peter, 2008
 Ghilarducci, Harry, 1954
 Gianulias, Gus, 1955, 56, 58
 Gibbert, Vince, 1967
 Gibbs, Ronald D., 1915
 Gibson, Geoffrey, 2012
 Gibson, James, 1997
 Gibson, Jason, 2013
 Gibson, Mike, 2006, 07
 Gibson, Ryan, 2017, 18
 Giddings, Mike, 1953, 54
 Gierlich, James, 1944, 45
 Giesel, Jon, 2002, 03, 04
 Gifford, John V., 1917
 Gilbert, Gale, 1980, 82, 83, 84
 Gilbert, Robert, 1935, 36
 Gilkey, Charles, 1945
 Gilkey, Don, 1954, 55, 56
 Gill, Carol, 1932, 33, 34,
 Gill, Frank, 1928
 Gill, Harry W., 1927, 28, 29
 Gill, Ralston, 1929, 30, 31
 Gill, Sam, 1931, 32
 Gillespie, George, 1956
 Gillis, Kenneth C., 1907
 Gillies, Ed, 1976
 Gillum, Charles, 1993
 Gimbal, LeRoy M., 1919
 Gingold, Lucas, 2013, 14
 Giordano, Matt, 2003, 04
 Giroday, Paul, 1971, 72, 73
 Glagola, Steve, 1957
 Glascock, John R., 1907
 Glass, Charles, 1978
 Gleason, Dave, 1971, 72
 Glenn, Stan, 1976, 77
 Glenn, Tarik, 1993, 94, 95, 96
 Glick, Steve, 1951, 52
 Glover, Drew, 2007, 08
 Godde, Harry A., 1918
 Goich, Dan, 1965, 66
 Goff, Jared, 2013, 14, 15
 Goff, Jerry, 1985
 Gold, Randy, 1960, 61
 Gonzales, Bob, 1958
 Gonzalez, Tony, 1994, 95, 96
 Goode, Cameron, 2017
 Gordon, Steve, 1988, 89, 90, 91
 Gordon, Walter A., 1916, 17, 18
 Gordon, Walter A., Jr., 1941, 42
 Gosbey, J.S., 1896
 Gosling, George, 1953
 Gottlieb, Ziv, 1994, 95, 96

ALL-TIME LETTERWINNERS

Gough, Harlan, 1939, 40
 Goulet, James, 1985, 86
 Grace, De'Zhon, 2015, 16, 17
 Grady, Larry, 1975, 76
 Graf, Robert E., 1915
 Graff, Edwin C., 1909
 Graffort, Garry, 2009, 10
 Graham, Doug, 1959, 60, 61
 Graham, Jody, 1990, 91, 92, 93
 Graham, Pat, 1977, 78, 79, 80
 Granado, Dominic, 2015, 16
 Grandison, Anthony, 1987, 88, 89, 90
 Granger, Ted, 1954, 55
 Graumann, Gary, 1977, 78
 Graves, John, 1941, 42, 47
 Gray, Dan, 1974, 75
 Gray, David, 1980, 81
 Gray, David, 2003, 04, 05, 06
 Gray, Mark, 2006, 07
 Gray, Prentiss N., 1904, 05
 Gray, Robert, 1945
 Gray, Robert F., 1915
 Grealish, Steve, 1973
 Greathouse, A.J., 2014
 Green, Anthony, 1975, 76, 77
 Green, Bob, 1988, 89
 Green, Edward P., 1927
 Green, Jim, 1957, 58, 59
 Green, Kenny, 2005
 Green, Robert C., 1927
 Greer, Darrin, 1986, 87, 88, 89
 Greisberg, Frederick J., 1896, 97, 98, 99
 Gridley, Mike, 1962, 64, 65
 Grieb, Tom, 1970
 Griffin, Bert F., 1924, 25, 26
 Griffiths, Edwin, 1929, 30, 31
 Griggs, Ken, 1989
 Grillos, John, 1988
 Grimes, Matt, 1983, 84, 85
 Grisom, James, 2012, 13
 Gritsch, Steve, 1973, 74, 75
 Groefsema, Ken, 1943, 46, 47
 Groger, Dick, 1949, 50
 Grothus, Joe, 1944
 Guarnero, Chris, 2008, 09, 10
 Guest, Don, 1965, 66
 Guiberson, Nathaniel G., 1901
 Gulvin, Glen, 1950, 51, 52
 Gustaveson, Josh, 2001, 02
 Gutierrez, Ryan, 2002, 03, 04
 Guyton, Trevor, 2008, 09, 10, 11

H

Hatchen, Bill, 1943
 Haffey, Calvin, 1904, 05, 06, 09
 Hagan, Darian, 2007, 08, 09, 10
 Hagan, Spencer, 2010, 11, 12, 13
 Hahn, Leighton, 1951, 52
 Hailey, Mike, 1972
 Haina, John, 1983, 84
 Hale, Dewey, 1998, 99, 2000, 01
 Hale, Fabiano, 2015, 16, 17
 Hale, Max, 1956, 57
 Hale, William M., 1919

Hall, Brandon, 2003
 Hall, Layne, 1991, 92
 Hall, Lowell C., 1920
 Hall, Percy W., 1896, 97, 98, 99
 Hall, Rhett, 1989, 90
 Hammes, Bob, 1964
 Hampton, Brandon, 2004, 05, 06, 07
 Hampton, Chris, 1980, 81, 82, 83
 Hampton, Kerry, 1970, 71
 Handy, Carl, 1929, 30
 Hanford, Ray, 1936, 38
 Hanford, William, 1936
 Hanifan, Jim, 1952, 53, 54
 Hansen, Chad, 2015, 16
 Hansen, George D., 1911
 Hansen, J. Owen, 1901
 Hansen, Thorvald, 1930
 Hanson, Kenneth I., 1917
 Hard, Sam, 1964, 65, 66
 Hardin, Tim, 1987
 Harding, Roger, 1943, 44
 Hardy, David P., 1909, 10, 11
 Hardy, John, 1986, 87, 88, 90
 Harmon, Mike, 1978, 79
 Harper, Chris, 2012, 13, 14
 Harrell, Tubby, 1975
 Harris, Al, 1943
 Harris, Charles, 1950, 51
 Harris, Don, 1951, 52
 Harris, Drae, 1998, 99
 Harris, George, 1968
 Harris, John, 1977, 78
 Harris, Maurice, 2012, 13, 14, 15
 Harris, Myron W., 1908, 09, 10
 Harris, Neal, 1908
 Harris, Nick, 1997, 98, 99, 2000
 Harrison, Brian, 2004, 05
 Harrison, Jack, 1973, 74, 75
 Hart, Jack, 1956, 57, 58
 Hartman, Dick, 1955
 Harvey, Ken, 1986, 87
 Hasbrouck, Lamar, 1986, 87
 Haskell, Robert K., 1896, 97
 Haskins, William H., 1912
 Hatcher, Orville, 1939, 40
 Hatfield, Greg, 1966
 Hawkins, Jaylenn, 2016, 17, 18
 Hawkins, Jeremiah, 2017, 18
 Hawkins, LaVelle, 2005, 06, 07
 Hawkins, Tom, 1970, 71
 Hawley, Loren, 1961, 63, 64
 Hay, Jack, 1935
 Hay, Richard, 1935
 Hayes, Horace H., 1917
 Hayes, Kenneth A., 1914
 Hays, David, 2000, 02, 03
 Hazeltine, Matt Jr., 1951, 52, 53, 54
 Hazeltine, Matthew E., 1912, 13, 15
 Hazzard, Roy T., 1916
 Heathwood, Matt, 1985
 Heck, Dave, 1978, 79
 Heck, Phil, 1973, 74, 75, 76
 Hector, Byron, 1984, 85, 86
 Hein, Gary, 1983, 84, 85, 86
 Heisinger, Kris, 1982
 Heitmuller, William F., 1902, 03, 04

Helfman, Marcus, 1999
 Heltne, Bruce, 1951
 Henderson, Vic, 1974, 76, 77, 78
 Hendren, Greg, 1969, 70
 Hendrickson, Steve, 1985, 86, 87, 88
 Hennington, Marshall, 1984
 Henry, Leslie A., 1904
 Hering, John, 1982
 Herrero, George, 1940, 41
 Herrero, Jack, 1941, 42
 Hershey, Jeremy, 1999, 2000
 Herwig, Robert, 1935, 36, 37
 Hewitt, Lloyd E., 1918
 Hextrum, Chuck, 1973, 74, 75
 Heydorff, Chad, 2000
 Hibbs, Doug, 1956
 Hibbs, Joe, 1952, 53
 Hibler, Rasheed, 1994, 95, 96, 97
 Hickingbotham, Joe, 1929, 30
 Hickman, Dallas, 1973, 74
 Hicks, Bernard, 2005, 06, 07, 08
 Hicks, Elijah, 2017, 18
 Hicks, George M., 1916
 Hicks, Marc, 1985, 86
 Higgins, John M., 1944
 Higson, John W., 1917
 Hileman, Robert, 1943, 47, 48
 Hill, Derrick, 2007, 08, 09, 10
 Hill, Josh, 2009, 10, 11, 12
 Hill, Harvey C., 1912
 Hill, Reuben C., 1899
 Hill, Ron, 1977, 78, 79
 Hillesland, Brian, 1981, 82, 83
 Hillmon, Oliver, 1976, 77
 Hilton, Delongion, 2005
 Hinder, Austin, 2013, 14
 Hingst, Steve, 1986, 87
 Hinnant, J.D., 2015, 16, 17
 Hischler, David, 1944, 46, 47, 48
 Hoberg, Carl, 1939, 40
 Hodgins, Mike, 1974
 Hoerber, Paul, 1965
 Hoenisch, Robert, 1945
 Hoffman, Ralph, 1955
 Holleman, Jack, 1974, 75
 Holley, Brian, 2007, 08, 09
 Holloway, Stan, 1978, 79
 Holly, Marty, 1990, 91, 92, 93
 Holston, Charlie, 1957, 58, 59
 Holt, D.J., 2008, 09, 10, 11
 Holtfreter, Eric, 2000, 01
 Honegger, Arthur, 1942, 43
 Honey, Jason, 2004, 05
 Hongola, Robert, 1940, 41
 Hood, Dave, 1951, 52
 Hooper, Burt E., 1897
 Hooper, Leon L., 1917, 18
 Hopper, James P., 1896, 97, 99
 Horrell, Edwin C., 1923, 24
 Hosey, Calvin, 1999, 2000, 01, 02
 Hoskins, John O., 1912
 Houghton, Mark, 1977, 78
 Houston, Artis, 1991, 92, 93, 94
 Houston, Gayland, 1984, 85
 Houston, Norman B., 1942
 Howard, C. Harry, 1900, 02, 03

Howard, Eric, 1986, 87, 88
 Howard, Harry M., 1902, 03, 04
 Howard, Jack, 1935, 36
 Howard, John C., 1915
 Howard, Randolph, 1972
 Howard, Trevor, 2016
 Howe, Brad, 1987
 Howell, Wes, 1982
 Huber, Gordon, 1924, 25, 26
 Huber, Skip, 1958, 59
 Hubert, Theodore, 1937, 38, 39
 Hudgins, Scott, 1971
 Hudson, C. Harry, 1900, 02, 03
 Hudson, Don, 1978, 79
 Hudson, Ray, 2014, 15, 16, 18
 Hufford, Guy D., 1924
 Hughes, Daymeion, 2003, 04, 05, 06
 Hughes, James, 1976, 77
 Hultgren, Mark, 1967, 68, 69
 Humpert, Frank, 1949
 Humphries, Randy, 1967, 68, 69
 Hunt, Archie M., 1913, 14
 Hunt, Jim, 1963, 64, 65
 Hunter, Jacobi, 2013
 Hunter, Jordon, 2001, 03
 Hunter, Wayne, 1999
 Hunter, Wendell, 2001, 02, 03, 04
 Hurrell, J.P., 2009, 10, 11, 12
 Huston, Norman, 1942
 Hutters, William, 1937, 38, 39, 40

I

Iaukea, Curt, 1956, 57
 Igber, Joe, 1999, 2000, 01, 02
 Imlay, Talma W., 1924, 25
 Ingram, Darryl, 1985, 86, 87, 88
 Ingram, Wilbur, 1937
 Ipson, Dan, 1960
 Iwuoma, Chidi, 1997, 98, 99, 2000

J

Jabs, Earl F., 1925, 26
 Jack, Raymond, 1934
 Jackman, Brad, 1984, 85, 86, 87
 Jackson, DeSean, 2005, 06, 07
 Jackson, Herb, 1955, 56
 Jackson, John, 1973, 74
 Jackson, Kameron, 2011, 12, 13
 Jackson, Roy, 1998, 99, 2000
 Jackson, William, 1985, 86
 Jacobs, Andy, 1993, 94, 95, 96
 Jacobs, Proverb, 1957
 Jacques, Joe, 1987
 Jacuzzi, Remo, 1955, 56
 Jalil, Mustafa, 2011, 12, 13, 15
 James, Don, 1981, 82, 83, 84
 James, Paul, 1972, 73, 74
 Jamile, Alex, 1959
 Jefferson, Jalen, 2012, 13, 14, 15
 Jefferson, Marcus, 1993
 Jenkins, Tim, 1988, 89
 Jensen, Jack, 1946, 47, 48
 Jensen, Mark, 1999, 2000, 01, 02
 Jessen, Jess E., 1933
 Jiminez, Juan, 1999, 2000

ALL-TIME LETTERWINNERS

Johns, Walter R., 1907, 08, 09
 Johnson, Brett, 2006, 07, 08, 09
 Johnson, Charles, 1957, 58
 Johnson, Charles, 2008, 09
 Johnson, Don, 1952
 Johnson, Gordon, 1968
 Johnson, John, 1984, 85
 Johnson, Jonathan, 2015
 Johnson, Matt, 1993
 Johnson, Maurice, 1992, 93, 94, 95
 Johnson, Raymond, 1943
 Johnson, Richard J., 1936
 Johnson, Vincent, 2015
 Joiner, Jim, 1990, 92
 Joiner, Paul, 1991, 92, 93
 Johnson, Jonathan, 2014
 Johnson, Ron, 1975
 Johnson, Sidney, 1985, 86
 Johnson, Vincent, 2014, 15, 16
 Johnson, Wade, 1976, 77
 Johnson, Walter H., 1916
 Johnson, William Charles, 1971
 Johnson, William Curtis, 1971, 72
 Johnson, Zeandae, 2016, 18
 Johnston, Richard D., 1936
 Jones, Brent, 1993, 94, 95, 96
 Jones, Cody, 2006, 07, 08
 Jones, Dexter, 1986, 87
 Jones, Dwayne, 1986, 87, 88, 89
 Jones, George, 1906
 Jones, Harry, 1932, 33, 34
 Jones, Jeff, 1989, 90, 91, 92
 Jones, Jerry, 1972, 73
 Jones, John L., 1936
 Jones, Len, 1947, 48, 49
 Jones, Marvin, 2008, 09, 10, 11
 Jones, Paul, 1975, 77, 78, 79
 Jones, Rick, 1971, 72
 Jones, Ryan, 2000, 01, 02
 Jones, Terry, 1957, 58, 59
 Jordan, Cameron, 2007, 08, 09, 10
 Jordan, Ray F., 1909, 10
 Jordan, Robert, 2004, 05, 06, 07
 Joslyn, William, 1943
 Joyce, Derek, 2002, 03, 04
 Jurkovich, James, 1940, 41, 42

K

Kaarsberg, Pete, 1897, 98, 99
 Kai Kee, Sam, 1918
 Kampa, Bob, 1971, 72
 Kane, Mika, 2005, 06, 07, 08
 Kapp, Joe, 1956, 57, 58
 Kapp, Will, 2008, 09, 10, 11
 Karacozoff, Kirk, 1977, 78, 79, 80
 Karpe, Bob, 1950, 51
 Kartz, Keith, 1981, 82, 84, 85
 Kastner, Eric, 1968
 Kaufman, Harold A., 1927
 Kaufman, Joseph, 1931
 Kaufusi, Keni, 2012
 Kay, Jordan, 2007, 08
 Keanaaina, Keala, 1999, 2000
 Kearney, Jake, 2014, 15
 Keckley, Paul, 1946, 47, 48
 Keefer, James, 1931, 32, 33

Keeles, Bernie, 1969
 Keen, Robbie, 1987, 88, 89
 Kelly, Kevin, 1991, 92, 93
 Kelly, Mike, 1986
 Kelly, Steve, 2004, 05, 06
 Kelly, Trevor, 2014, 15
 Kemnitzer, Steve, 1971, 72
 Kemp, Billy, 1978
 Kendrick, Mychal, 2008, 09, 10, 11
 Kenfield, Ted, 1945, 46, 47
 Kennedy, Eugene P., 1896
 Keogh, Tom, 1952
 Kern, Claude C., 1904
 Kern, Dick, 1953
 Kerr, George P., 1904
 Keyser, Chris, 1972
 Kidder, Jim, 1951, 54
 King, Dick, 1955
 King, Gabe, 2012
 King, Kam, 1985, 87
 King, Lucas, 2012, 13
 King, William N., 1910, 12, 13
 Kirst, Kyle, 2006
 Kirwan, Edwin, 1929, 30, 31
 Kirtelle, Reginald W., 1904, 05
 Klein, Forrest, 1948, 49
 Klein, Perry, 1990, 91
 Klein, Phil, 1932, 33
 Klemmer, Grover, 1942
 Kline, Zach, 2013
 Klinger, Jack, 1944, 45
 Klink, Mark, 1971, 72
 Klotsche, John, 1999, 2000, 01, 02
 Klotz, Richard, 1985
 Klumph, Dylan, 2016, 17
 Kobzeff, John, 1967, 68
 Koch, Donald E., 1929
 Koepf, Monte, 1945
 Kotler, Jim, 1952, 53
 Kragen, Kyle, 2013, 15
 Kramer, Tom, 1953, 54
 Krebs, Kameron, 2011, 12
 Krieg, Tyler, 2006
 Kriegsmann, Cary, 2013
 Krueger, Ralph, 1950, 51, 52
 Krum, Bill, 1962, 63, 65
 Kuhl, Chuck, 1956
 Kunaszyk, Jordan, 2016, 17, 18
 Kunkle, A.J., 1997, 98
 Kunzi, Taylor, 2005

L

Ladner, Spencer, 2009, 10, 11
 Ladouceur, L.P., 2001, 03, 04
 La Fontaine, Chris, 1981
 Lagemann, Alex, 2009, 10
 Laird, Matt, 2008
 Laird, Patrick, 2016, 17, 18
 LaMothe, Steve, 1986
 Landgrebe, Chris, 2018
 Lance, Dane, 1983
 Lane, Charles D., 1917
 Lane, Davis W., 1913
 Lane, Eldred, 1929
 Lane, Travis P., 1919
 Lang, James, 1939

Langford, James, 2014
 Lapite, Isaac, 2013
 Larson, Andrew, 2006, 07
 Larson, Paul, 1952, 53, 54
 Lasater, Fred, 1904
 Lasater, William, 1941
 Lasco, Daniel, 2012, 13, 14, 15
 Lasher, Roland, 1958, 59, 60
 Laster, Wally, 1949, 50
 Latham, George H., 1919, 20, 21
 Lathrop, Larry, 1964, 65, 66
 Latimer, Norv, 1945
 Laven, Rick, 1966, 67
 Laveroni, Bill, 1967, 68, 69
 Lawler, Kenny, 2013, 14, 15
 Lawrence, Steve, 1972, 73
 Lawson, Dave, 1972
 Lawyer, Kem, 1972
 Leathers, Fred, 1972, 73
 LeBeouf, Dave, 1974, 75, 76
 Lee, Adrian, 2011, 12, 13
 Lee, Dick, 1950, 51, 52
 Leffler, Duke, 1976, 77, 78
 Leiba, Ned, 1971
 Leidholt, Jack, 1940, 41
 Leininger, Cole, 2012, 13, 14, 15
 Leipzig, Jerome, 1939
 Lemmon, Dick, 1949, 50, 51
 Leonard, Skip, 1970
 Lerond, Jack, 1944, 45
 Levy, Steve, 2004, 05, 06
 Lewis, David, 1979, 80, 82, 83
 Lewis, John, 1939
 Lewis, Stuart, 1939, 40, 41
 Lieb, Harry, 1940
 Lilly, Steve, 1995
 Lindgren, Axel Fred, Jr., 1930
 Lindsey, Andre, 1982, 83, 85
 Lindsey, Yancy, 1983, 84
 Lippma, Frederick, 1898
 Little, Chris, 2009
 Liversedge, Harry B., 1914, 16
 Loberg, Greg, 1980, 81, 82, 83
 Lockhart, Robert R., 1913, 14, 15
 Lofton, Syd, 1975, 76
 Logan, Alex, 2010, 11, 12
 Loggins, Matt, 1994, 95, 96
 Lom, Benjamin A., 1927, 28, 29
 Long, Mark, 1983, 84
 Long, Ralph, 1942
 Longshore, Nate, 2005, 06, 07, 08
 Longwell, Ryan, 1993, 94, 95, 96
 Lonie, David, 2004, 05
 Lonon, Don, 1996, 97
 Looney, James, 2015, 16, 17
 Lopa, Puka, 2012, 13, 14, 15
 Loper, John C., 1945
 Lorenz, Jim, 1956
 Lossie, Robert, 1945
 Lotter, Will, 1948
 Lowe, Michael, 2011, 12, 13, 14
 Lowell, Larry, 1961, 63
 Lozica, Michael, 1980, 82
 Lozica, Nick, 1980
 Lucas, Tim, 1980, 81, 82
 Luckhurst, Mick, 1979, 80
 Ludlow, Robert H., 1896, 97

Ludwig, Brandon, 1998, 99, 2000, 01
 Lundgren, Gerald, 1958, 59, 60
 Lundy, Lamar, 1977, 78
 Lupoi, Tosh, 2001, 02, 03, 05
 Lutes, Gerald, 1939
 Lutes, Tom, 1962
 Lutz, Lawrence, 1933, 34, 35
 Lyman, Chase, 2000, 01, 03, 04
 Lynch, Ben, 1992, 93, 94, 95
 Lynch, Frank, 1965, 66
 Lynch, Marshawn, 2004, 05, 06

M

Ma'afala, Abu, 2005, 06
 MacAdam, Don, 1960
 MacDonald, Bruce, 1962, 63
 Machado, Steve, 1984
 Mack, Alex, 2005, 06, 07, 08
 Mackie, Chris, 1973, 74
 Madigan, Richard, 1943
 Madison, Marshall P., 1916
 Madison, Ulysses, 1979, 80
 Madueño, Brandon, 2013
 Maehl, Steve, 1975, 76
 Maggard, Dave, 1959
 Maguire, Alfred L., 1916
 Maguire, Hugh, 1955
 Maguire, Leo Joseph, Jr., 1918
 Mahlum, Eric, 1991, 92, 93
 Main, Timothy, 1946, 47
 Main, William, 1946, 47, 48
 Maiorana, Vince, 1951, 52
 Mais, Bill, 1951, 52
 Mais, Dan, 1991, 93
 Majors, Olin C., 1918, 20
 Makonnen, Jonathan, 2002, 04
 Maldonado, Aaron, 2018
 Malele, Matthew, 2004, 05, 06, 07
 Malele, Noris, 2005, 06, 07, 08
 Malili, Brent, 1995, 96
 Mallory, Milo, 1931
 Manderino, Chris, 2002, 03, 04, 05
 Maningo, Joe, 2003, 04
 Manley, Marcus, 2014, 15, 16
 Manning, Marlon, 1993, 94
 Manning, Tim, 1991, 92, 93, 94
 Mansion, Brock, 2008, 09, 10, 11
 Manuel, Mike, 2011, 12
 Marcus, Irving H., 1927
 Marinos, Jim, 1950
 Marks, Don, 1952, 53
 Markwart, Earl H., 1910
 Markwart, Irving G., 1908, 09, 10
 Marshall, Dupre, 1977, 78, 79, 80
 Martin, Harley, 1956, 57
 Martin, Tevis, 1952, 53
 Martucci, Chares, 1952, 54
 Martyr, Paul, 1967, 68, 69
 Marzett, Damian, 1998, 99
 Mason, Jon, 1961
 Mason, Paul, 1983, 84
 Mason, Tom, 1940, 41, 42
 Mathewson, Morley, 1938, 39, 40
 Mattarocci, Frank, 1956
 Mattox, Brudy, 1995, 96
 Mayer, Mathias, 1897

ALL-TIME LETTERWINNERS

Mayfield, Duane, 1966, 67
 Maynard, Zach, 2011, 12
 Mazik, Ron, 1962, 63
 Mazzucco, Tom, 1981
 Mbakogu, Phillip, 2004, 05
 McAllister, Ken, 1976, 77
 McArthur, Geoff, 2000, 02, 03, 04
 McArthur, Robert, 1931, 32
 McAteer, Eugene, 1934, 36
 McCaffrey, Mike, 1966, 67, 68
 McCain, Chris, 2011, 12
 McCallister, Tate, 1995, 96, 97, 98
 McCarthy, Dan, 1942
 McCarty, Terence, 1986
 McClanahan, Mel, 1984, 85, 86
 McCleskey, Donnie, 2002, 03, 04, 05
 McClure, Stefan, 2011, 13, 14, 15
 McCormick, James, 1932, 33
 McCoy, Paul J., 1919
 McCray, Broderick, 1979
 McCrary III, Billy, 2016
 McCulloch, Frank D., 1917
 McCurdy, Taggart, 2003, 04
 McCutcheon, William, 1930
 McDaniels, James, 1937, 38, 39
 McDermott, M.C., 1897
 McDonald, Pat, 1984, 85, 86
 McDougald, Rance, 1982, 83, 84
 McElderry, Stu, 1985, 86, 87, 88
 McGaffie, John, 1967, 68
 McGhee, Brian, 1986, 88, 89
 McGillis, Mike, 1972
 McGlinchey, Mike, 1989
 McGonigal, Kerry, 1992, 93, 94, 95
 McGovern, Bryce, 2011, 12, 13, 14
 McGrath, Michael, 2001, 02, 03, 04
 McLwain, Brandon, 2018
 McInerney, Robbie, 2015
 McIntyre, Eric, 1978, 79
 McIntyre, Shea, 2007, 08
 McIsaac, Hugh, 1896
 McKim, Joseph L., 1912, 13, 14
 McLaughlin, Hollis G., Jr., 1944
 McLaughlin, John, 1997, 98
 McLean, Norm, 1959, 60, 61
 McMahan, John, 1977
 McMahan, Rhett, 1911
 McMillan, Dan A., 1920, 21
 McMorris, Malik, 2015, 16, 17, 18
 McNab, John B., 1899
 McNutt, William F., Jr., 1896
 McQuary, Jack, 1939, 40, 41
 McWilson, Marlon, 1994, 95, 96
 Mead, Harry R., 1904, 05
 Meadows, Jerome, 2009, 10
 Meade, Ken, 1958-59
 Mebane, Brandon, 2003, 04, 05, 06
 Medanich, Frank, 1929, 30, 31
 Medaris, John, 1970
 Meek, Dave, 1932, 33, 34
 Meek, John, 1935, 36, 37
 Meers, Mike, 1967, 68, 69
 Mehan, Tim, 1975
 Mekari, Patrick 2015, 16, 17, 18
 Mekari, Tony, 2014, 15, 16, 17
 Mell, Charles N., 1923, 25
 Mell, Lowell W., 1924

Melville, Dan, 1977, 78
 Meredith, Bob, 1976, 77
 Mering, Pete, 1950, 51
 Merlo, Fred, 1971
 Merlo, Joe, 1941, 42
 Merz, Aaron, 2002, 03, 04, 05
 Meserve, Keith, 1951, 52, 54
 Meshak, Tom, 1961
 Messner, Russell, 1941, 42
 Metoyer, Mike, 1983, 84
 Meyer, Herb, 1944
 Meyers, Walter, 1945
 Meyersieck, Jim, 1976, 77
 Micco, Pat, 1972, 74, 75
 Michael, John, 1956, 57, 58
 Michelsen, Ed, 1952
 Miksits, John, 1950, 51
 Miles, Darrell, 1993, 94
 Miller, Anthony, 2008, 09, 10, 11
 Miller, Don, 1974
 Miller, Keith, 1998, 99
 Miller, Otis A., 1925, 26
 Miller, Rich, 1977, 78
 Miller, Robert E., 1912
 Miller, Ron, 1966, 67, 68
 Miller, Roswell, 1915
 Miller, Tim, 1977
 Minahen, Bob, 1948, 49, 50
 Minahen, Timothy, 1946, 47, 48
 Minamide, Ron, 1965
 Mini, Elvezio, 1901, 02, 03
 Mitchell, Don, 1955
 Mixco, Edgardo, 1979, 80
 Mixon, Tim, 2003, 04, 05
 Moala, Viliami, 2011, 12, 13
 Moeller, Kenneth, 1933, 34
 Moen, Kevin, 1979, 80, 81, 82
 Moffett, Ron, 1977, 78
 Mogni, Dave, 1977, 78
 Mohamed, Mike, 2007, 08, 09, 10
 Mohn, Elden, 1945
 Momson, Chris M., 1916
 Monachino, James, 1948, 49, 50
 Monahan, Brad, 1991, 92
 Moncrease, Chris, 2009, 10, 11
 Montagne, William, 1947, 48, 49
 Montgomery, Carl, 1981, 1984
 Montgomery, James, 2007
 Montgomery, Willis, 1914, 15, 16
 Moore, Jascha, 1992, 93
 Moore, Shawn, 1992, 93
 Moore, Steven, 2013, 14, 15, 16
 Moore, Tyrone, 1985, 87
 More, John F., 1898, 1901, 02, 03
 Morey, Charles, 1934
 Morrah, Cameron, 2006, 07, 08
 Morris, Howard, 1932, 33
 Morris, Laird M., 1909, 10, 11, 12
 Morrison, Jesse B. (Duke), 1920, 21, 22
 Morse, Clinton R., 1896
 Morton, Craig, 1962, 63, 64
 Moser, Mark, 1985
 Mosher, Jerry, 1963, 64, 65
 Moskowite, George, 1979, 80
 Mosley, Dan, 1979, 80, 82
 Moulton, Ken, 1963, 64, 65

Moye, Jeff, 1975, 76
 Moye, Justin, 2005, 06, 07
 Moyle, Mike, 1972
 Muehlberger, Roy, 1949
 Muga, Dave, 1961
 Muhammad, Khalfani, 2013, 14, 15, 16
 Muhammad, Saleem, 1998, 99, 2000
 Muir, James, 1944, 46, 47
 Muller, Harold P., 1920, 21, 22
 Mullins, Robert, 2008, 10, 11, 12
 Muncie, Chuck, 1973, 74, 75
 Munn, Greg, 1973, 74
 Munroe, Richard, 1973
 Murphy, Chris, 2000, 01, 02, 03
 Murphy, Jonathan, 2003, 04, 05
 Murphy, Stan, 1969, 70

N

Nady, Scott, 1992, 93
 Najarian, George, 1952, 53, 54
 Najarian, John, 1945, 47, 48
 Najarian, Paul, 1979, 80, 82, 83
 Nartey, Kofi, 1994, 95, 96, 97
 Nelms, Joe, 1986, 87, 88
 Nelson, Alan, 1961, 62
 Nelson, Gill, 1952
 Nelson, Lyle, 1949
 Netherda, Alex, 2016, 17, 18
 Neuhaus, John A., 1915
 Neuhaus, Robert, 1930
 Newberry, Dave, 1976
 Newberry, Jeremy, 1995, 96, 97
 Newell, Pat, 1957, 58, 59
 Newman, Sterling R., 1927, 28
 Newmeyer, Donald, 1923
 Newton, Tom, 1975, 76
 Nichelmann, Will O., 1925
 Nicholas, Rey, 1986, 87
 Nicholau, George E., 1942
 Nichols, Donald P., 1921, 22, 23
 Nickerson, Hardy, 1983, 84, 85, 86
 Nickerson Jr., Hardy, 2013, 14, 15
 Nicolson, Murdo, 1955
 Nightingale, Chad, 1988, 89
 Nisbet, Archie, 1920, 21, 22
 Niswander, Roy F., 1926
 Niuaiiku, George, 1981, 82, 83
 Nixon, Matt, 1999, 2000, 01, 02
 Nnabuife, Bryant, 2008, 09, 10
 Noa, Kanawai, 2015, 17, 18
 Noble, Don, 1983, 84, 85, 86
 Noble, Ray, 1983, 84
 Nobles, Donald, 1985, 86, 87
 Nonhof, Randy, 1993, 94
 Noonan, Chris, 1988, 91, 92
 Nordstrom, Raymond, 1934, 35, 36
 Norris, Hal, 1951, 52, 53, 54
 Northcraft, James F., 1909
 Northnagel, Bradley, 2015, 16
 Norton, Robert B., 1927, 28, 29
 Norwood, Jim, 1963
 Nourse, William, 1943
 Nwangwu, Daniel, 1999, 2000, 01, 02
 Nwokocha, Chibuzo, 2016

O

O'Brien, Mike, 1976, 77
 O'Brien, Walter M., 1922
 O'Callaghan, Ryan, 2002, 03, 04, 05
 Odom, DeWayne, 1987, 88, 89, 90
 O'Donnell, Mike, 1984, 85
 O'Dorisio, Kevin, 1972, 73
 Ogden, Brenton R., 1951
 Ogunbanjo, Joseph, 2018
 O'Hare, Dean, 1951
 Okafor, Christian, 2013
 O'Keith, Marcus, 2003, 04, 05, 06
 Olguin, Hank, 1958
 Oliver, Bob, 1953, 54, 55
 Oliver, Bryan, 1985
 Oliver, Marcus, 1997, 98, 99
 Oliver, Steve, 1972, 73, 74
 Oliver, Travis, 1986, 87, 88, 89
 Olivia, Joe, 1954, 56
 Olson, Pete, 1961
 Olszewski, John, 1950, 51, 52
 O'Neal, Deltha, 1996, 97, 98, 99
 Ooms, Addison, 2015, 16, 17, 18
 Orlich, Jeff, 1973, 74
 Orr, Mark, 1996, 97, 98
 Ortega, David, 1986, 87, 88, 89
 Ortega Jr., David, 2017
 Ortlieb, Craig, 1943
 O'Steen, Dwayne, 1973, 74
 O'Toole, Lawrence S., 1905
 Overall, Orval F., 1900, 01, 02, 03
 Overton, Scott, 1973
 Owusu, Ernest, 2008, 09, 10, 11

P

Paga, Shaun, 1997, 2000
 Palamountain, Greg, 1963, 65
 Palmer, Chris, 2016, 17, 18
 Palmer, David, 1978, 79, 80, 81
 Palmer, Jeff, 1963, 64, 65
 Papais, Louis, 1947, 48
 Papini, John, 1960
 Pappa, John, 1949, 50, 51
 Parker, Drake, 1994, 95, 96, 97
 Parker, Jeremiah, 1996, 97, 98, 99
 Parkinson, Stan, 1960, 61
 Parks, Ted, 1965
 Parque, Larry, 1958, 59
 Parrish, Doug, 1988, 89
 Parson, Monte, 2002, 03
 Partee, Ben, 1974
 Pascoe, Robert, 1930, 31, 32
 Patterson, Craig, 1981, 83
 Patton, Billy, 1958, 59, 60
 Paul, Tevin, 2017, 18
 Pauley, Charles W., 1908, 10, 11
 Pavlow, Fred, 1944
 Pawlawski, Mike, 1988, 89, 90, 91
 Paxton, Marshall W., 1917
 Payne, Kendrick, 2009, 10, 11, 12
 Pearce, Gerald G., 1924
 Pearson, Harold, 1998, 99, 2000
 Peart, Stirling, 1909, 10, 11, 12, 13
 Peele, Robert, 2006, 07
 Peery, Ryan, 1990, 91

ALL-TIME LETTERWINNERS

Pelonis, George, 1951
 Penaflor, Manuel, 1960, 61
 Penhall, Dave, 1969, 70
 Penton, John, Jr. 1993, 94, 95
 Peoples, Wendell, 1985, 86
 Perkins, Randall, 2001
 Perrin, Paul V., 1925
 Perrin, Toni, 1958
 Perry, Cliff, 1939
 Perry, Donald C., 1923
 Perry, Gerald, 1952
 Pessler, Daryl, 1989, 91
 Peters, Greg, 1974, 75, 76
 Peters, Matt, 1998
 Peterson, Chas, 2017
 Peterson, Howard, 1944, 45
 Peterson, John, 1951
 Pettway, Ken, 1984, 85
 Philip, Marvin, 2000, 03, 04, 05
 Phillips, Don, 1953
 Phillips, Irvine L., 1926, 27, 28
 Phillips, Jim, 1962, 63, 65
 Phillips, John, 1968, 69
 Phleger, Carl A., 1908, 10, 11
 Phleger, Herman H., 1910, 11
 Piatt, Griffin, 2014, 15
 Pickett, Gene, 1940, 41, 42
 Pieper, Harry, 1942, 46, 47
 Pierovich, George, 1959, 60, 61
 Pierre, Bruce, 1997, 98
 Piestrup, Don, 1956, 58, 59
 Piestrup, Mel, 1961
 Piller, Lloyd, 1932
 Pillsbury, Dave, 1982, 83, 84
 Pimentel, Mickey, 2005, 06
 Pinson, Jim, 1962, 63, 64
 Pipersburg, Phillip, 1997, 98, 99, 2000
 Pitta, Dennis, 1967, 68
 Pitto, Louis, 1928, 29
 Pittore, Jess, 1961
 Plasch, William, 1937, 38, 39
 Pleis, Matt, 1977
 Plummer, Gary, 1981, 82
 Plunkett, W.T., 1896
 Poddig, Herbert, 1946, 47, 48
 Poe, Keith, 1981, 83, 84, 85
 Pollack, Milton, 1936, 37
 Pollock, Morris, 1936, 37
 Pompa, Tim, 1999, 2000
 Poppin, Nick, 1954, 55
 Portee, Tyrone, 1979, 80, 81
 Porter, Michael, 2003
 Porto, Frank, 1942
 Potter, Sheldon, 1930
 Povio, Brandon, 2002, 03
 Powe, Darius, 2012, 13, 14, 15
 Powell, Jemeel, 1999, 2000, 01, 02
 Powell, Robert, 1944, 45
 Powell, William, 1951, 52
 Powers, Todd, 1985, 86, 87, 88
 Pratt, Randy, 1983
 Premo, George W., 1901
 Pressley, Legro, 1918
 Pressley, Norman, 1948, 49
 Preuitt, Justin, 2009
 Price, Jarred, 2009, 10

Price, Tyrone, 1962
 Prindiville, Terry, 1956
 Pringle, Charles A., 1897, 98, 99, 2000
 Psalms, Malik, 2016, 17, 18
 Purnell, Rick, 1976, 77
 Purnell, Rob, 1970, 71
 Purtz, Chris, 2005
 Pyle, Bob, 1972, 73

Q

Queen, David, 1938, 40
 Quisling, Milo, 1932, 33
 Quist, George, 1943

R

Radich, Steve, 1963, 64, 65
 Ralston, John, 1950
 Rambo, Evan, 2015, 18
 Ramseier, Rager, 1955, 56, 57
 Randolph, Anthony, 1989, 90, 91
 Ransome, Arthur W., 1896
 Ransome, Clark, 1861
 Ransome, John, 1931, 32, 33
 Rasmussen, George, 1943
 Rau, Walter F., Jr., 1923, 24, 25
 Raulston, Brad, 1990
 Rawn, Walter, 1941
 Ray, Thomas, 1938
 Redmond, Castle, 1988, 89, 90
 Reece, Steve, 1969, 70
 Reed, C. W., Jr., 1898
 Reed, Chuck, 1967
 Reed, Delroy, 1979
 Reed, James, 1975, 76
 Reed, Mike, 1983, 84
 Reedy, Mountford, 1933, 34
 Reginato, Angelo, 1938
 Reinhard, Robert, 1939, 40, 41
 Reinhard, William, 1941, 46
 Reinwald, Gavin, 2017
 Reis, Larry, 1966, 67, 68
 Reist, Lloyd, 1965, 66, 67
 Relles, George, 1932, 33
 Relles, Tom, 1963, 64, 65
 Remigio, Nikko, 2018
 Remington, Brian, 1990, 91, 92, 93
 Renouf, Clement A., 1907
 Rhodes, Andre, 1994, 95, 96, 97
 Rice, Leland, 1928, 29
 Richards, Bob, 1968, 69, 70
 Richards, Chris, 1986, 87, 88
 Richards, James, 1989, 90
 Richardson, Darrell H., 1917
 Richardson, Rich, 1994, 95
 Richardson, Stanley M., 1905
 Richter, Les, 1949, 50, 51
 Ricks, Greg, 1975, 76
 Riddle, Ryan, 2003, 04
 Riegels, Roy, 1927, 28, 29
 Riesenber, Doug, 1983, 84, 85, 86
 Rigisich, Serge, 1977
 Rigsbee, Jordan, 2012, 13, 14, 15
 Rigsbee, Tyler, 2010, 11, 12
 Riley, Kevin, 2007, 08, 09, 10
 Rios, Matt, 2009, 10, 11

Risley, Thomas E., 1905
 Rivera, Bug, 2015, 16
 Rivera, Ron, 1980, 81, 82, 83
 Rivera, Steve, 1973, 74, 75
 Rix, Leland, 1985, 86
 Roberson, Winfred, 1985, 86, 87
 Roberts, Cliff, 2000, 01, 03
 Roberts, Darrell, 1956, 57
 Roberts, Frank, 1945
 Roberts, George, 1995, 96, 97
 Robertson, Demetris, 2016
 Robertson, Erik, 2004, 05, 06
 Robertson, Reggie, 2001, 02, 03, 04
 Robison, Don, 1949, 50, 51
 Rochlin, Dave, 1984
 Rochlin, Steve, 1983
 Rockett, Matt, 2014, 15, 17
 Rodger, Tom, 1957
 Rodgers, Aaron, 2003, 04
 Rodgers Sr., Richard, 1980, 81, 82, 83
 Rodgers, Richard, 2011, 12, 13
 Rogers, Bob, 1970, 71
 Rogers, Ernie, 1987, 1989, 90
 Rojeski, Frank, 1944
 Romero, John, 1997, 98, 99
 Rose, Joe, 1977, 78, 79
 Roseman, Scott, 1989, 90, 91, 92
 Ross, Jeremy, 2008, 09, 10
 Ross, Kelvin, 1985, 86, 87, 88
 Rosso, Ray, 1938, 39
 Roth, Joe, 1975, 76
 Rottke, Curtis, 1944
 Rowe, Andrew C., 1917, 19
 Roycroft, Glen, 1976
 Rozier, Bob, 1977, 78
 Rubenzer, Luke, 2014, 15, 16, 17
 Ruef, Josef, 1992
 Rusev, John, 1963, 64
 Rusinek, Mike, 1983, 84
 Russell, William, 1913, 14, 15, 16
 Russi, Matt, 2006, 07, 08
 Rust, John, 2003, 04, 05
 Rutherford, Reynard, 1992, 93, 94, 95
 Ryan, Dan, 1967, 68

S

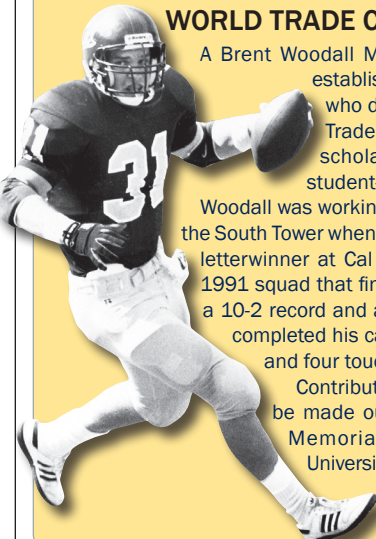
Sabichi, George C., 1903
 Saffell, Michael, 2017, 18
 Saffle, Cameron, 2015, 16
 Saffold, Terry, 1977
 Sagapolu, Onesemo (Sam), 1991, 92
 Salem, Harvey, 1979, 80, 81, 82
 Salisbury, John, 1965, 67, 68
 Sally, Frank, 1957, 58, 59
 Sanders, Ray, 1989, 90, 91
 Sanguinetti, Don, 1979
 Santos, Rick, 1986, 87
 Sanyika, Sekou, 1996, 97, 98, 99
 Sargent, John E., 1924, 25, 26
 Sargent, Kevin, 1984
 Sarver, Charles, 1948, 49
 Sasaki, Kenji, 1961
 Satchell, Charles, 2009
 Sauer, Ralph, 1937, 38, 39
 Saunders, Ward B., 1913, 14, 15

Sawin, Steve, 1968, 69, 70
 Sayer, Tom, 1983
 Scarlett, Brennan, 2011, 12, 14
 Scarlett, Richard, 1929
 Scattini, Anthony, 1987
 Scattini, Jerry, 1959, 60, 61
 Schabarum, Pete, 1948, 49, 50
 Schaeffer, James G., 1906, 07
 Schaldach, Henry, 1930, 31, 32
 Schell, Mike, 1968
 Schellenberg, Bob, 1988, 89
 Schlichting, Fred, 1929
 Schmalenberger, Herb, 1948, 49
 Schmidt, Charles, 1928
 Schmidt, John, 1964, 65, 66
 Schmidt, Randy, 1972, 73
 Schneider, Tom, 2004, 05, 06, 07
 Schraub, Jack, 1963, 64
 Schueller, Jeff, 1984
 Schultz, Eric, 1948, 49
 Schultz, Steve, 1967, 68, 69
 Schurr, Werner A., 1921
 Schutte, Bryan, 2006
 Schwartz, Mitchell, 2008, 09, 10, 11
 Schwartz, Perry, 1935, 36, 37
 Schwartz, Richard, 2003
 Schwarz, Bert F., 1926, 27, 28, 29
 Schwenke, Brian, 2009, 10, 11, 12
 Schwocho, Kenneth L., 1953, 54
 Scott, Daniel, 2018
 Scott, Dennis, 1938
 Scott, Gerald L., 1949
 Scott, Myron, 1993
 Scott, Will, 2002
 Seaver, Donald, 1942, 46, 47
 Seawright, David, 2008, 09
 Sebahar, Ron, 1985, 86, 87
 Sebastian, Avery, 2011, 12, 14
 Segale, Andy, 1958, 59, 61
 Segura, J.P., 1999, 2000
 Seifert, Ted, 1972, 73
 Selfridge, James R., 1897
 Semien, Damien, 1990, 91, 92, 93
 Semmens, Paul, 1937, 39
 Senior, Walt, 1955
 Seppi, Dave, 1968, 69, 70
 Sergeant, Lou, 1985, 86, 87
 Serwanga, Kato, 1996, 97
 Setoga, Setoga, 1973
 Sevy, Jeff, 1972, 73
 Sewell, Edward G., 1918
 Shaeffer, Nick, 2001
 Sharp, Jason, 1995
 Sharp, Leroy B., 1914, 15, 16
 Shaughnessy, Mike, 1972, 73
 Shaw, Bobby, 1994, 95, 96, 97
 Shaw, Dave C., 1977, 78
 Shaw, David S., 1977, 78
 Sheeman, Edward J., 1901, 02
 Sheperdson, John, 2011, 12, 13, 14
 Sheridan, Jim, 1966, 68, 69
 Sheridan, Kursten, 1994, 95, 96, 97
 Sherman, Marc, 1981
 Sherman, Robert P., 1901, 02
 Sherwood, Jon, 1985, 86, 87, 88
 Shields, Brian, 1994, 95, 96, 97
 Shore, Nathan, 1946, 47

ALL-TIME LETTERWINNERS

Shotwell, Steve, 1980, 81, 82, 83
 Shwayder, David, 1945
 Siemieniec, Gabe, 2017
 Simmons, Cliff, 1966
 Simms, Rusty, 1982, 84
 Simpson, Frank W., 1896, 97
 Sims, Fred, 1993, 94
 Sinclair, Dan, 1965, 66
 Singleton, Brandon, 2016, 17
 Sitta, Pete, 1975, 76
 Skaugstad, Daryle, 1975, 78, 79
 Skinner, Edward A., 1917
 Skinner, Horace R., 1913
 Slater, Sid, 2001, 02, 03, 04
 Slauson, Sal, 1957
 Slevin, Dan, 1986, 87, 88, 89
 Slocum, Tracy, 2008
 Smidt, Joe, 1956
 Smiland, Bob, 1976, 77
 Smith, Blaise, 1984, 85
 Smith, Bobby, 1965, 66, 67
 Smith, Branden, 2018
 Smith, Byron, 1981, 82, 83
 Smith, Corey, 1998, 99, 2000
 Smith, Don, 1997, 98
 Smith, Donn, 1955
 Smith, G. V., 1896
 Smith, George, 1934
 Smith, Harrison, 2002, 03, 04, 05
 Smith, Holden, 1976, 78, 80
 Smith, Jack, 1937, 38, 39
 Smith, James, 2000, 01
 Smith, Jason, 2000
 Smith, Jerry D., 1972
 Smith, John H., 1914, 15
 Smith, Joseph, 1931
 Smith, Louis, 1937, 38, 39
 Smith, Marquis, 1995, 96, 97, 98
 Smith, Michael, 1986, 87, 88, 89
 Smith, Mortimer, Jr., 1942
 Smith, Noah, 2004, 05
 Smith, Robert, 1972, 74, 75
 Smith, Scott, 1982, 83, 84
 Smith, Scott, 2004, 05, 06
 Smith, Tad, 2007, 08, 09
 Smith, Tarik, 1993, 95, 96, 97
 Smith, Tim, 1942
 Smith, Tim, 1980, 81, 82
 Smith, Tony, 1986, 87, 88, 89
 Smith, Vern, 1975, 76
 Smith, Warren W., 1898, 99, 1900
 Smith, Zach, 2007, 08
 Snedigar, Ollie F., 1901, 02, 03, 04
 Snell, Eric, 2005
 Snow, Jeff, 1958, 60
 Sockolov, Ronald, 1946, 47
 Sofele, Isi, 2009, 10, 11, 12
 Solari, Ray, 1949, 50
 Solinsky, Edward, 1937
 Solvin, Howard, 1957
 Sorenson, Bruce, 1979, 80
 Sorenson, Robert S., 1907, 08
 Souza, Alfred, 1936
 Souza, George, 1948, 49
 Souza, George, 1955
 Spalding, James E., 1923
 Sparks, Henry, 1935, 36, 37

**WOODALL SCHOLARSHIP CREATED FOLLOWING
 WORLD TRADE CENTER TRAGEDY**



A Brent Woodall Memorial Scholarship Fund has been established to honor the former Cal tight end who died in the attacks on New York's World Trade Center on September 11, 2001. The scholarship will provide funding for future student-athletes to play Cal football.

Woodall was working as a stock trader on the 89th floor of the South Tower when the building was hit. He was a four-year letterwinner at Cal (1988-91) and a key member of the 1991 squad that finished ranked No. 8 in the nation after a 10-2 record and a Citrus Bowl victory over Clemson. He completed his career with 55 receptions for 646 yards and four touchdowns.

Contributions to the Woodall Scholarship should be made out to the U.C. Regents/Brent Woodall Memorial Scholarship Fund and mailed to University of California Athletic Department, 195 Haas Pavilion, Berkeley, CA 94720.

Sparks, Jarrett, 2009, 10
 Sparks, Michael, 2001
 Spears, Ricky, 1991, 92, 93, 94
 Sperry, Willard E., 1904, 05
 Spitz, Jeff, 1976, 77
 Sprague, Don, 1979, 80
 Sprott, Albert B., 1918, 19, 20
 Stachowski, Rich, 1979, 80, 81, 82
 Staffer, Theodore, 1938, 39, 40
 Stafford, Pete, 1981
 Stafford, Roger A., 1946
 Stafford, Steve, 1988, 90, 91, 92
 Stahlheber, Sam, 1991, 92
 Stallworth, Darryl, 1984, 85, 86, 87
 Stallworth, James, 1992, 93, 94, 95
 Stanek, Stan, 1972
 Stanger, Ryan, 1999, 2000, 01
 Stanton, Forrest Q., 1906
 Starr, Claude D., 1901
 Staskus, Kim, 1973, 74
 Stassi, Sam, 1961
 Stathakis, George, 1949
 Steele, Chuck, 1985, 86
 Stephens, Howard, 1920, 21
 Stephens, Mark, 1982, 83, 84, 85
 Stephens, Paul, 1966
 Steussie, Todd, 1990, 91, 92, 93
 Stevens, Craig, 2004, 05, 06, 07
 Stevens, Eric, 2009, 10, 11, 12
 Stewart, Charles, 1932, 33
 Stewart, Jimmy, 1979, 80, 81, 82
 Stewart, John, 1955, 56, 57
 Stewart, John A., 1918
 Stewart, Todd, 1993, 94, 95, 96
 Stewart, Wayne, 1966, 67, 68
 Stockton, Vard, 1935, 36, 37
 Stoll, William, 1936, 37, 38
 Stone, Bud, 1946
 Stone, James, 1937, 38
 Stone, Maike, 1966
 Stone, Ralph, 1930, 31
 Storer, Byron, 2003, 04, 05, 06
 Story, Ron, 1981, 82, 83, 84
 Stovall, Melquise, 2016

Stow, Edgar W., 1905, 06, 07
 Stow, S.M., 1900, 01, 02, 03
 Stowers, Bill, 1971
 Strang, Vincent, 2002, 03
 Streshley, Bill, 1958
 Stress, Skip, 1967
 Strickland, Howard, 1973, 74
 Stringer, Scott, 1971, 72
 Stroud, Alex, 2008
 Stroud, Benjamin, 1901, 02, 03, 04
 Stroud, John A., 1909, 10, 11, 12
 Stuart, Joe, 1943, 44, 45
 Stubblefield, Greg, 1979, 80
 Stull, Roger, 1960, 61, 62
 Stump, Lawrence, 1941, 46
 Stumpf, Brian, 1997, 99
 Sugarman, Adam, 1999, 2000, 01
 Sullivan, John, 1980, 81, 82, 83
 Sullivan, Kevin, 1983, 84, 85, 86
 Sullivan, Michael, 1983, 84, 85, 86
 Summerfield, Sean, 1984
 Summers, Steve, 1978
 Summers-Gavin, Matt, 2009, 10, 11, 12
 Sundberg, Nick, 2005, 06, 07, 08
 Sundstrom, Walter, 1945
 Surgener, Brian, 1997, 98, 99, 2000
 Susoeff, Jack, 1945
 Sverchek, Tom, 2002, 03, 04
 Swafford, Derek, 2000, 01
 Swain, Steven L., 1968
 Swaner, Jack, 1946, 47, 48, 49
 Swanson, Daryl, 1977, 78
 Swanson, Eric, 1970, 71
 Swartz, Burton A., 1908, 10, 11
 Swartzbaugh, John, 1946
 Sweeney, Beau, 2009, 10
 Sweeney, Steve, 1970, 71, 72
 Swenson, Rob, 1972, 73, 74
 Swigart, Robert, 1941
 Swillis, Kevin, 1995, 96, 97, 98
 Swinney, Marcus, 1932, 33
 Swisher, Armand, 1940, 41
 Swoboda, Tom, 1999, 2000, 01, 02

T

Tabor, Scott, 1986, 87
 Tafisi, Nu'u, 2005, 06
 Tagalao, Faasamala, 1988, 89
 Tagalao, Freddie, 2012, 13
 Tago, Ray, 2003, 04
 Talley, Al, 1952, 53
 Tandy, Edward, 2013, 14
 Tartabull, Quentin, 2016, 17, 18
 Ta'ufo'ou, Will, 2005, 06, 07, 08
 Tavake, Johnny, 1993, 94, 95
 Tavecchio, Giorgio, 2008, 09, 10, 11
 Taylor, Derek, 1985, 86, 87, 88
 Taylor, Troy, 1986, 87, 88, 89
 Tedford, Quinn, 2011
 Tenney, Conrad, 1933, 34, 35
 Teofilo, Chet, 2005, 07, 08, 09
 Tepper, Mike, 2006, 07, 09
 Tercero, Scott, 1999, 2000, 01, 02
 Thane, Bartlett L., 1897, 98
 Thatcher, Frank D., 1924
 Thomas, Greg, 2018
 Thomas, Greg, 1958
 Thomas, Perry, 1935, 36, 37
 Thompson, Brad, 1989, 90, 91, 92
 Thompson, Jesse, 1975, 76, 77
 Thompson, Syd'Quan, 2006, 07, 08, 09
 Thorell, Alvin, 1933, 34, 35
 Thornton, Ellis, 1929, 30
 Thrans, Neil, 1944, 46
 Thure, Brian, 1991, 92, 93, 94
 Tilden, Charles L., Jr., 1914
 Timmerman, Dolph, 1929, 30
 Tinkham, Frank, 1955
 Tipoti, Aaron, 2009, 10, 11, 12
 Toailoa, Lone, 2018
 Todd, Tim, 1969, 70, 71
 Toews, Loren, 1971, 72
 Toler, Burl II, 1974, 75, 76, 77
 Toler, Burl III, 2001, 02, 03, 04
 Toles, Tyson, 1988, 89, 90
 Tollner, Ryan, 1997, 98
 Toney, Charles T., 1920, 21
 Tonges, Jake, 2018
 Tongilava, Aisea, 2014, 16, 17
 Toomey, Irving F. (Crip), 1920, 21
 Topham, Wellman H., 1924
 Torchio, J., 1980, 81, 82, 83
 Torchio, Lloyd, 1952, 53, 54
 Torgersen, Steve, 2003
 Tozer, Richard, 1931, 32
 Travis, Mack, 1989, 90, 91, 92
 Treggs, Brian, 1988, 89, 90, 91
 Treggs, Bryce, 2012, 13, 14, 15
 Tremblay, Brian, 2001, 02, 03, 04
 Tronstein, Don, 1954, 55
 Trowbridge, Josh, 1995, 96, 97, 98
 Truhitte, Robert, 2000
 Trumbo, Jack, 1960, 61
 Tuatagaloa, Natu, 1985, 86, 87, 88
 Tucker, Verran, 2008, 09
 Tuft, Morton M., 1896
 Tugbenyoh, Mawuko, 1996, 97,

ALL-TIME LETTERWINNERS

98, 99
 Tuggle, John, 1979, 80, 81, 82
 Tuitama, Nofoaalii, 2000, 01
 Tuller, Walker K., 1907
 Tupy, Joe, 1982, 84, 85
 Turner, Bill, 1961, 62
 Turner, James, 1946, 47, 48, 49
 Turner, Pat, 1976, 77, 78, 79
 Turner, Trey, 2015, 16, 18
 Turpin, Miles, 1982, 83, 84, 85
 Twitchell, Frederick M., 1906, 07, 08
 Tyndall, Bill, 2011, 12, 13
 Tyndall, John, 2008, 09, 10, 11

U

Ude, Russ, 2017
 Udeogu, Chinedu, 2017, 18
 Ugenti, Paul, 1999, 2000, 01, 02
 Uluave, Semisi, 2015, 16, 17, 18
 Uperesa, Kevin, 1977, 78
 Upshaw, Regan, 1993, 94, 95
 Urrea, Dave, 1962, 63
 Uteritz, Irvine, Jr., 1945
 Uwaezuoke, Iheanyi, 1992, 93,
 94, 95

V

Valianos, Leon, 1930, 31, 32
 Vallejo, Edward, 1936
 Vallotton, Bill, 1955, 56
 Van Deren, Frank, 1947, 48
 Vanderbilt, Khari, 2015, 16
 VanderLeest, Wayne, 1978
 Vander Meer, Ron, 1972, 74
 Van Heuit, Carl, 1949, 50
 Van Hoesen, Greg, 2004, 05, 06, 07
 Van Horn, Eugene E., 1928
 Van Meter, Bryan, 2005, 06
 Vartan, Brent, 1995, 96, 97
 Vaughn, Darryl, 1990
 Vaughn, Ron, 1961, 62
 Veasy, Jordan, 2016, 17
 Vedder, Justin, 1997, 98
 Vera, Alonso, 2017, 18
 Vera, Marc, 1994, 95, 96, 97
 Verducci, Joseph, 1932, 33
 Vereen, Shane, 2008, 09, 10
 Vessey, Ned, 1975, 76
 Vidmar, Bruce, 1988, 89
 Vincent, Brian, 1979
 Vincent, Mike, 1971
 Volker, Ray, 1971, 72
 Von der Mehden, Paul, 1974, 75

W

Waasdrorp, Jacob, 1997, 98, 99,
 2000
 Wagner, Dick, 1968, 69, 70
 Wainwright, Arthur, 2014
 Walgenbach, Brian, 1982, 83, 84, 85
 Walker, Andrew, 1983, 84
 Walker, Cameron, 2013, 14, 15, 16
 Walker, Franklin, 1934

Walker, Langston, 1998, 99, 2000, 01
 Walker, Wesley, 1973, 74, 75, 76
 Walker III, Ricky, 2018
 Wallace, Anthony, 1989, 90
 Wallace, Dwayne, 2016
 Walsh, Eddie, 1980, 81, 82, 83
 Walsh, Jeff, 1981
 Walsh, Michael, 1985
 Walter, Jerry, 1962, 64
 Walthall, John M., 1896
 Ward, LaShaun, 1999, 2000, 01, 02
 Ward, Roy, 1949, 50
 Wardlaw, Joe, 1950
 Warhurst, Blane, 1972, 73, 74
 Wark, Jacob, 2011, 12, 13
 Warner, Bob, 1975, 76
 Washington, Anthony, 1977, 78
 Washington, Leon, 1975, 76
 Washington, Timmy, 1978
 Waterbury, Edward, 1931
 Watkins, Brian, 1990, 91
 Watkins, Craig, 1976, 77, 78
 Watkins, George, 1930, 31
 Watson, Robert B., 1918
 Watson, Tre, 2014, 15, 16
 Watts, Bert, 2000, 01, 02
 Watts, David, 1998, 99, 2000
 Watts, Edward L., 1908, 09, 11
 Ways, Moe, 2018
 Weaver, Evan, 2016, 17, 18
 Webb, Cole, 2015
 Webb, Davis, 2016
 Webb, Greg, 1993, 94
 Weber, Fred, 1972, 73
 Webster, Percy E., 1908
 Webster, Staten, 1948
 Wedemeyer, Kale, 1989
 Weeks, Robert, 1943
 Weeth, Waldo W., 1928
 Weil, Richard, S., 1962
 Weingarten, Bob, 1973
 Weiss, Ivan, 1973, 74
 Welbourn, John, 1995, 96, 97, 98
 Welch, Bert, 1934
 Welch, Edward, 1945, 46
 Wells, Carlton G., 1916, 17, 18, 19
 Wells, D'Andre, 1986, 87, 88
 Wells, Kyle, 2017, 18
 Wendt, Mark, 1971, 72, 73
 Wenstrom, Marlin, 1984, 85
 Wersching, Randy, 1969, 70
 Wersching, Ray, 1971, 72
 West, Francis S., 1923
 West, Harry, 1951
 West, William D., 1917
 Westbrook, Tony, 1993
 Westerfield, Noah, 2014, 15, 16
 Westerfield, Otto F., 1900
 Westerman, Chris, 1988, 89, 90
 Westfall, Andy, 1969
 Westfall, Kevin, 1973
 Wetherell, Dan, 1979, 80, 81
 Whalen, Glenn, 1938, 39, 41
 Wharton III, Vic, 2016, 17, 18
 Wheatcroft, Ron, 1955, 56, 57
 Wheeler, Charles, 1937
 Wheeler, Charles S., Jr., 1910

Wheeler, Len, 1943
 Whipple, James, 1896, 97, 98, 99,
 1901, 02, 03
 White, Brian, 1999, 2000
 White, Darius, 2014, 15
 White, Deon, 2018
 White, Ed, 1966, 67, 68
 White, Edwin D., 1904
 White, Gordon H., 1924
 White, Henry K., 1917
 White, Joshua, 1997, 98, 99
 White, Mike, 1955, 56, 57
 White, O. Z., 1969, 70, 71
 White, Russell, 1990, 91, 92
 White, Sherman, 1969, 70, 71
 White, Steve, 1982, 83
 White, Terry, 1981
 Whitehurst, Drake, 2013, 14
 Whitener, Chad, 2013
 Whiteside, Cecil, 2011
 Whiteside, Majett, 1985, 86, 87, 88
 Whiting, Brandon, 1994, 95, 96, 97
 Whitman, Julian C., 1905, 06
 Whyte, Charles J., 1931
 Whyte, Don, 1953
 Wiedemann, Ken, 1967, 68, 69
 Wilborn, Jason, 1988, 89, 90, 91
 Wilcox, Don, 1968
 Wilder, Francis A., 1898
 Wiley, Peron, 2001, 03
 Wiley, Terry, 1980, 82
 Wilfley, Harrison, 2012, 14
 Wilhelm, Robert, 1937, 38, 39
 Wilkerson, David, 2011
 Wilkes, Dwayne, 1978
 Willard, Jerrott, 1991, 92, 93, 94
 Willi, Charles W., 1925
 Williams, Arleigh, 1932, 33, 34
 Williams, Charles, 1933
 Williams, Clemont, 1979, 81, 82, 83
 Williams, Dick, 1963, 64, 65
 Williams, Duane, 1975, 76
 Williams, Fred, 1979, 80, 81, 82
 Williams, Garey, 1982, 84, 85
 Williams, Gentle, 2017, 18
 Williams, John, 1977, 78
 Williams, Justin, 1995
 Williams, Matt, 2012
 Williams, Paul, 1967, 68
 Williams, Sam, 1951, 52, 54
 Williams, Sam, 1973
 Williams, Steve, 2010, 11, 12
 Williams, Terrell, 2001, 02, 04, 05
 Williams, Worrell, 2005, 06, 07, 08
 Williams, Yauger, 1995, 96, 97, 99
 Willis, Brandon, 1994, 96, 97
 Wills, Bob, 1959, 60, 61
 Willis, Joel, 2012, 13, 15
 Willsey, Ray, 1951, 52
 Wilson, David, 1988, 89, 90, 91
 Wilson, DeVante, 2015, 16
 Wilson, John, 1953, 54, 55
 Wilson, Leo K., 1918, 19
 Wilson, Mark, 2000, 01, 02, 03
 Wilson, Theodore, 1937, 38
 Winkler, George H., 1896

Winterbottom, Raymond, 1936, 38
 Winton, Keith, 1943
 Witter, Jean, 1941
 Witter, John I., 1923
 Witter, William, 1946
 Wolf, Oscar, 1898
 Wolfe, Terry, 1962
 Wolleck, Tim, 1997, 98
 Womble, Lloyd, 1898, 99, 1900, 01
 Woodall, Brent, 1988, 89, 90, 91
 Woodard, Greg, 1979
 Woods, Jerry, 1966, 67, 68
 Worstell, Patrick, 2014, 15, 16
 Wright, Cliff, 1953
 Wright, Darell, 1978
 Wright, Tyran, 1979, 80, 81

Y

Yaghi, Chris, 2016
 Yamamoto, Greg, 2005
 Yarnway, Dasarte, 2010, 11, 12
 Yauman, Charles, 1976
 Yerman, Jack, 1957, 58
 Yon, Hugo, 1994
 Youdall, Peter, 1939
 Young, Charlie, 1977, 78
 Young, Eddie, 2007, 08
 Young, Joel, 1997, 98, 99
 Young, John A., 1924, 25
 Young, Ray, 1955
 Young, Robert W., 1930
 Young, Sean, 2004, 05, 06, 08
 Young, Travon, 1993
 Youngblood, Raymond, 1969, 70, 71
 Youngblood, Sylvester, 1972, 73
 Yun, Patrick, 1994, 95, 96

Z

Zacharias, Henry, 1940, 41
 Zahler, Derek, 2000
 Zawatson, Dave, 1984, 86, 87, 88
 Zenker, Ron, 1983, 84, 85
 Zenovich, Duke, 1948
 Zomalt, Eric, 1990, 91, 92, 93
 Zomalt, Greg, 1989, 90, 91, 92

HALL OF FAMERS

The Cal Athletic Hall of Fame, which is located on the west side of California Memorial Stadium and is open to all ticket holders after each home football game, honors the greatest Golden Bears in school history. Founded in 1986, the Hall now features 307 individuals and six rowing teams after the addition of the 10 members of the 2018 class. The following pages highlight the careers of all 83 Cal football affiliates (78 players, four coaches, one announcer) who are members of the Cal Athletic Hall of Fame.

TED ALBRECHT (Inducted 2000)

A standout offensive tackle for the Bears from 1974-76, Albrecht earned first team Associated Press All-American honors as a senior and went on to become a first round NFL Draft choice of the Chicago Bears. A two-time first team All-Pac-8 selection, he played alongside Joe Roth, Chuck Muncie and Wesley Walker in 1975 on one of the greatest offensive teams in school history. During that '75 season, he helped the Bears earn a share of the conference title, lead the NCAA in total offense yards and set a Cal modern record for most points in a season.

LEONARD "STUB" ALLISON (1997)

As Cal's head coach from 1935-44, Allison compiled a 10-year record of 58-42-2 and guided the Bears to a 13-0 Rose Bowl victory over Alabama in 1938. He was coach of Cal's "Thunder Teams," and his 1937 squad finished with a 10-0-1 mark and a No. 2 national Associated Press ranking. Among the All-Americans to play under Allison were Bob Herwig, John Meek, Sam Chapman, Jon Baker, Vic Bottari, Larry Lutz, Perry Schwartz, Vard Stockton and Bob Reinhard. Prior to arriving at Cal, Allison saw duty in World War I, where he earned the nickname "Top Sarge."

TROY AUZENNE (2003)

Auzenne, a left tackle for the Bears from 1988-91, earned first team All-American honors by the Football Coaches Association his senior year. Playing on Bear teams that won both the 1990 Copper Bowl (17-15 over Wyoming) and the 1992 Citrus Bowl (37-13 over Clemson), Auzenne earned All-Pac-10 first team recognition in his final season. Drafted in the second round of the NFL Draft by the Chicago Bears, he played five years in the NFL with the Bears (1992-95) and Indianapolis Colts (1996).

JON BAKER (1991)

Baker lettered for the Bears in 1944 and from 1946-48 as a guard on offense and a

linebacker on defense. After earning second team All-Coast honors in 1947, he picked up first team recognition in 1948. In those two seasons, Cal won all but a pair of games and captured the conference championship twice to earn a spot in the Rose Bowl. Baker earned the Vard Stockton Award as Cal's outstanding defensive player in the 1949 Rose Bowl. He also played rugby in 1947 and 1948. After graduating with a degree in civil engineering, he went on to a fine NFL career. Baker was the league's Rookie Defensive Lineman of the Year in 1949 for the New York Giants and an All-Pro in 1951. In 1952, he was named to the Pro Bowl.

STANLEY BARNES (1986)

Stanley Barnes played left tackle for Coach Andy Smith from 1919-21 and the Golden Bears went 24-2-2 in those years. The 1920 and 1921 teams, the first of the five immortal "Wonder Teams," went on to play in the Rose Bowl. Barnes, who served as President of his junior class, was elected to the College Football Hall of Fame in 1954.

STEVE BARTKOWSKI (1990)

The first Cal player ever to be picked No. 1 overall in the NFL Draft, Bartkowski quarterbacked the Bears from 1972-74. As a senior, he led the nation in passing with 2,580 yards, and he completed his career with a then-Cal-record four 300-yard passing games. Cal's Most Valuable Player and a consensus first team All-American in 1974, he was taken first in the 1975 NFL Draft by the Atlanta Falcons, playing in the NFL from 1975-86. In addition, Bartkowski was an All-American first baseman for the Bears baseball team in 1973.

VIC BOTTARI (1986)

Nicknamed "Vallejo Vic," Bottari was a starting halfback for Cal from 1936-38 and served as team captain as a senior. He suffered just one defeat in his final two seasons and was a consensus All-American selection in 1938. He finished his career as the third-leading scorer in Cal history with 145 points. Bottari was inducted into the Rose Bowl Hall of Fame in 1996 and is also a member of the National Football Foundation Hall of Fame. He later served as president of the San Francisco Touchdown Club.

JIM BREECH (1999)

One of the finest placekickers in both Cal and NFL history, Breech connected on 50 field goals for the Bears from 1974-77 and completed his career as the most accurate

collegiate kicker ever inside 40 yards, hitting 30-of-34 efforts. He was a two-time first team All-Pac-8 performer, leading the conference in scoring in 1977 with 82 points. Selected by the Detroit Lions in the 1978 NFL Draft, Breech spent 15 seasons in the league with Oakland (1978-79) and Cincinnati (1980-92), setting an NFL record by scoring in 186 consecutive games.

SAM CHAPMAN (1986)

Chapman was a three-year starter at halfback from 1935-37 and an outstanding player on both sides of the ball. He played on Cal's undefeated 1937 squad and earned first team All-America honors that season. In 1984, he was inducted into the National Football Foundation Hall of Fame. Also an exceptional baseball player, Chapman batted .431 in 1936 and had a long professional career with the Philadelphia Athletics.

JIM "TRUCK" CULLOM (1995)

A first team All-Coast tackle in 1949, Cullom was known as "The Toe" for his kicking abilities. He set a Cal record by scoring in 25 consecutive games from 1947-49 and made 103 PAT attempts during his career. The Bears were 29-3 during his career and went to the Rose Bowl in his junior and senior seasons. Cullom, who played briefly in the NFL, served as an assistant coach with the Bears from 1964-71 under Ray Willsey. He also was a standout rugby player at Cal and helped Doc Hudson coach that team upon his graduation.

SEAN DAWKINS (2005)

Dawkins, a consensus first team All-American wide receiver for Cal teams that earned back-to-back appearances in the Copper and Citrus Bowls following the 1990-91 seasons, snared 65 passes for 1,070 yards and a school-record 14 touchdowns to lead the Pac-10 during his senior season in 1992. Also named first team All-Pac-10 and Cal's Most Valuable Player in 1992, Dawkins was chosen by the Indianapolis Colts in the first round of the 1993 NFL Draft. He played 10 seasons in the NFL with Indianapolis (1993-97), New Orleans (1998), Seattle (1999-2000) and Jacksonville (2001).

CHARLEY ERB (1992)

One of the top quarterbacks in school history, Erb was a leader of Andy Smith's "Wonder Teams" that won consecutive conference championships in 1920, '21 and '22. He had a combined record of 27-0-1 as a starter, during which the Bears outscored their opponents,

HALL OF FAMERS

1220-81. Erb directed Cal to its first Rose Bowl appearance and No. 1 ranking in 1920. He teamed with Pesky Sprott, Crip Toomey and Duke Morrison to form the highest scoring backfield at Cal, rolling up 72 touchdowns and 510 points during the 1920 season.

ROD FRANZ (1986)

Cal's only three-time first team All-American in football, Franz was Cal's starting right guard from 1947-49. He helped the Bears to a 29-3 cumulative record during those three seasons and back-to-back Rose Bowl appearances in his two campaigns. Also an assistant coach at Cal in 1956 and '57, Franz was elected to the National Football Foundation Hall of Fame in 1977.

TONY GONZALEZ (2015)

Considered the greatest tight end in NFL history and one of the best to every play the position at Cal, Gonzalez was a two-sport letterwinner for the Golden Bears who starred in both football and basketball. In football, he was named a first-team All-American as a junior in 1996 by Football News and the Sporting News, and also a first-team All-Pac-10 choice that season. His career collegiate totals include 89 receptions for 1,302 yards (14.6 avg.) with eight touchdowns. Gonzalez had 46 receptions for 699 yards (15.9 avg.) and five TDs as a 1996 junior. He was the 13th overall pick of the 1997 NFL Draft by the Kansas City Chiefs, and played 17 seasons, recording 1,325 catches for 15,127 yards and 111 touchdown receptions before announcing his retirement following the 2013 season. His receptions are the second most in NFL history, while receiving yards are fifth and touchdown receptions sixth, with all three the most ever in the NFL by a tight end. Gonzalez is a 10-time All-Pro, a 14-time Pro Bowl choice and a member of the NFL 2000's All-Decade Team.

WALTER GORDON (1986)

Gordon, a standout tackle and guard, was the first Cal player to achieve national recognition when he was chosen to the Walter Camp third team All-America squad in 1918. He earned three letters in football and helped the Bears to the Pacific Coast Conference championship his senior season. Voted into the National Football Foundation Hall of Fame in 1975, he also won the intercollegiate boxing title in 1917.

RUSTY GILL (2006)

A versatile three-year letterwinner, Gill played both fullback and halfback for Cal's football team. He was a dependable back who gained his greatest fame in his senior year, leading Cal

to an 8-2 record and second place in the Pacific Coast Conference in 1931. Gill was tabbed with an assortment of All-American honors, including first team by both the *New York Sun* and the American Football Players, second team by United Press and honorable mention by the Associated Press. A first team All-Coast selection, Gill came from a very athletic family, as brothers Frank, Harry, Sam and Carol all played football at Cal.

PERCY HALL (1993)

Hall was part of one of the top backfields during the early years of Cal football (1896-99), teaming with Locomotive Smith and Kangaroo Pete Kaarsberg. Cal historian Brick Morse selected him as the first team halfback on his 1937 all-time Golden Bear football squad. In 1898, Hall helped Cal to an 8-0-2 record, including the Bears' first Big Game win over Stanford when he gained 183 yards and scored a pair of touchdowns. In addition, he played three years on Cal's baseball team at both first base and in the outfield.

JIM HANIFAN (2006)

Jim Hanifan started three years at defensive end for the Bears, and in 1953 and 1954 he also started at tight end. The Bears' 1954 team captain led the nation in receiving with 44 receptions for 569 yards and seven touchdowns. He received the Andy Smith Trophy for most conference minutes, was a unanimous first team All-Coast honoree and was chosen to the Catholic All-American team. After participating in the East-West Shrine Bowl, the Hula Bowl and the College All-Star game, Hanifan was selected by the Los Angeles Rams of the National Football League and later starred for the Toronto Argonauts of the Canadian Football League. In 1973, he entered the coaching ranks and has been a long-time NFL assistant and is a former NFL head coach.

LOREN HAWLEY (2007)

Loren Hawley played both rugby and football for the Bears from 1961-65 and is known as one of the best American-born rugby players to ever play the game. Tabbed "King of the Lineouts," Hawley helped revolutionize the game with his tremendous aerial skills. Playing for the legendary Miles "Doc" Hudson, he led Cal to an undefeated record vs. U.S. competition in 1965. On the football field, he was an accomplished defensive back and wide receiver.

JACK HART (2010)

A first-team all-conference selection in 1958, Hart served as co-captain the team that won the Pacific Coast Conference and played in the 1959 Rose Bowl. As a running back, he led Cal in rushing (395 yards), receiving (396 yards) and scoring (58 points) his senior season, which was capped with two touchdowns vs. Iowa in the Rose Bowl. He also paced the Bears in scoring as a sophomore (36 points) and junior (36 points). Hart has remained close to Cal and college football since graduating, serving as executive director of the annual East-West Shrine Game and as committee chairman for the Glenn Seaborg Award, which is presented to a distinguished former Cal football player each fall. He is also a past president of Pappy's Boys, an organization of players who played for head coach Pappy Waldorf that continues to support the Golden Bears.

MATT HAZELTINE (1988)

Hazeltine was an All-American center for the Bears in both 1953 and '54, playing under head coach Pappy Waldorf. He also earned Freshman All-America honors in 1951. After graduating from Cal, Hazeltine played 15 years in the NFL, the first 14 with the San Francisco 49ers, and played in a pair of Pro Bowls.

GARY HEIN (1997)

A two-sport star for the Bears, Hein started at cornerback in 1985 and '86. He earned honorable mention All-Pac-10 honors as a senior and accumulated 132 tackles and eight interceptions during his career. Hein, though, gained most of his accolades on the rugby field, where he was a four-time All-American and captured the Woodley Award as the nation's top collegian in both 1987 and '88. He helped Cal to three collegiate titles and also played for the U.S. national team from 1986-94.

BOB HERWIG (1988)

A three-year letterwinner in both football and basketball from 1935-37, Herwig played on Cal's "Thunder Teams" on the gridiron. He picked up All-America honors at center his senior year and was inducted into the National Football Foundation Hall of Fame in 1964. On the basketball court, Herwig served as team captain his final year.

EDWIN "BABE" HORRELL (1987)

The starting center on Cal's undefeated "Wonder Teams" in 1923 and '24, Horrell served as captain of the 1924 squad, the same year he earned first team Walter Camp

HALL OF FAMERS

All-American honors. He played a big role in the first game ever contested in Memorial Stadium, tackling a Stanford runner in the end zone for a safety in a 9-0 victory. In 1969, Horrell was inducted into the National Football Foundation Hall of Fame.

TALMA "TUT" IMLAY (2000)

A two-year letterman at halfback who played for Andy Smith, Imlay was a third team Walter Camp All-American in 1924. His running and pass-catching abilities helped the '24 squad to a No. 2 national ranking at one juncture and an 8-0-2 overall record. After serving as team captain in 1925, Imlay played in the inaugural East-West Shrine game and scored the game's first touchdown.

JACKIE JENSEN (1986)

One of the greatest athletes ever to play at Cal, Jensen excelled in both football and baseball for the Bears. On the gridiron, he earned first team All-America honors at running back in 1948 when he became the first Cal runner to rush for more than 1,000 yards (1,080 yards). For his career, he finished with 1,703 yards and averaged 6.0 yards per carry. In baseball, he was twice named All-American and helped Cal to the 1947 College World Series title. At the professional level, Jensen was voted the American League MVP while with the Boston Red Sox in 1958. He was voted into the National Football Foundation Hall of Fame in 1984.

JOE KAPP (1992)

Kapp played both football and basketball for the Bears in the late 1950's before returning as head football coach from 1982-86. As a player, he quarterbacked Cal to the Rose Bowl following the 1958 campaign, a season in which he also earned first team All-American honors. Kapp also lettered in basketball in 1956 and '57. After graduating, he spent eight years in the Canadian Football League before moving to the NFL, where he led the Minnesota Vikings to the Super Bowl IV on January 11, 1970. As head coach of the Bears, he compiled a 20-34-1 record.

GROVER KLEMMER (1988)

A talented all-around athlete, Klemmer lettered in track and field, football and basketball in the early 1940's. Most of his exploits came in track, where he set a world record in the 400 meters (46.0) and the 440 yards (46.4). As anchor for Cal's mile relay in 1941, he helped the Bears to a world record-time of 3:09.4.

PAUL LARSON (1994)

The only Cal quarterback ever to lead the nation in total offense, Larson earned first team All-American honors in 1954 when he also paced the country in passing with 1,537 yards and completed 64.1 percent of his attempts. Larson was 3-0-1 vs. Stanford while at Cal and his 280 passing yards vs. UCLA in 1954 was a school record at the time.

HARRY LIVERSEGE (1996)

A versatile athlete who made his biggest headlines in track and field, Liversedge also lettered at guard in football in 1916 and in rugby in 1914. He won a bronze medal at the 1920 Olympics in the shot put with a mark of 46-5 1/4 and was an alternate for the 1924 Olympic team. Liversedge went on to a distinguished military career with the U.S. Marines, receiving both a Navy Cross and a Bronze Star and rising to the rank of brigadier general. He also helped lead the Marines ashore during the Iwo Jima campaign in 1944.

BEN LOM (1991)

Lom lettered for the Bears from 1927-29 and earned All-Pacific Coast Conference honors his last two seasons. He was a member of the Cal squad that played in the 1929 Rose Bowl and later served as the first president of the San Francisco chapter of the National Football Foundation Hall of Fame. However, he is perhaps best known as the player who tackled Roy Riegels near the goal line on his wrong way run in the '29 Rose Bowl.

MICK LUCKHURST (2005)

Luckhurst was a two-sport standout in rugby and football. He was named tournament MVP when he helped Cal to its first collegiate national rugby title by kicking a pair of penalty kicks and a dropkick to give the Bears a come-from-behind victory over Air Force in 1980. Also a standout placekicker on the Cal football team, he led the Bears in scoring as both a junior (55 points, 9-of-15 field goals) and senior (60 points, 14-of-17 field goals). He later enjoyed a distinguished career in the NFL, playing for Atlanta from 1981-87.

LAWRENCE LUTZ (2003)

Lutz was voted a first team All-American tackle by the *Associated Press*, the All-America Board and National American Newspaper Alliance in 1935. With Cal posting a 21-10-2 record during his three years (1933-35) on the team, he served as team captain on the '35 club that finished with a 9-1 mark. Known for his punt-blocking prowess, Lutz blocked punts against Oregon and UCLA his senior year, with both plays leading to winning touchdowns. Lutz also lettered in track and field as a discus thrower his senior year at Cal.

O.C. "CORT" MAJORS (1990)

One of only nine athletes in Cal history to earn letters in three different sports, Majors excelled in football, track and field and baseball from 1918-21. He served as captain of the 1920 football team that went 9-0, including a win over Ohio State in the Rose Bowl. The team's captaincy is now named in his honor. Majors was also a shot put specialist in track and field, and twice lettered as a guard in basketball. He remained active with Cal Athletics after graduation, serving as president of the Big C Society and chairman of the Athletic Council.

GEOFF MCARTHUR (2018)

McArthur is one of the top wide receivers in school history. He ranks as Cal's all-time leader with 3,188 receiving yards, shares the all-time lead in 100-yard receiving games (11) and is second with 202 career receptions. In addition, McArthur is seventh at Cal with 20 touchdown catches. Named a second-team All-American as a junior in 2003, he was also chosen second-team All-Pac-10, the team's Most Improved Player and the Bay Area Sports Hall of Fame's College Male Athlete of the Year. McArthur continues to hold Cal's single-season receiving yards mark with 1,504 in 2003 while his 85 receptions the same season are fourth. A first-team All-Pac-12 selection as a senior, he led the team in receptions (57), receiving yards (862) and touchdown receptions (7). McArthur also holds Cal single-game record for most receptions (16) and is second in receiving yards (245), picking up both in the 2003 Big Game.

DAN MCMILLAN (1989)

A key member of Cal's "Wonder Teams" in both 1920 and '21 as a tackle, McMillan helped Cal to an 18-0-1 record and a pair of Rose Bowl appearances during that span. He was also a two-time second team All-American and was inducted into the National Football Foundation Hall of Fame in 1971. In addition, McMillan was a stroke in crew and served as captain in 1921.

HALL OF FAMERS

JOHNNY MEEK (1989)

A multi-talented quarterback on coach Stub Allison's "Thunder Teams" in the 1930s, Meek served as captain of the 1937 squad that finished 10-0-1, including a 13-0 win over Alabama in the Rose Bowl. He also earned first team All-American honors that season.

JIM MONACHINO (1999)

Monachino was a first team All-American running back for the Bears in 1950. His 84-yard rush vs. Stanford in 1949 still stands as a Cal record in the Big Game, and his 189 net rushing yards during the contest established a school record (since broken). Monachino's performance earned him a spot on the all-time Cal Big Game team announced in 1997.

JESSE "DUKE" MORRISON (1997)

Jesse "Duke" Morrison lettered at fullback in from for Cal's "Wonder Teams" that compiled a 27-0-1 record from 1920-22. Approaching a decade after his career, he remains Cal's all-time leader in career touchdowns (42) and points in a season (131, 1922). His 277 career points were a Cal record for over 70 years and remains No. 2 on the all-time charts. Known for his powerful, twisting and dodging runs, Morris was named a third team All-American by Walter Camp in 1922.

CLINTON "BRICK" MORSE (1988)

The first three-sport letterman in Cal history set a number of track and field records, and was an outstanding back on the football team from 1892-95. In addition, he played outfield for the Golden Bears' baseball squad. Morse later served as the director of the Cal Glee Club for several years and composed "Sons of California" and "Hail to California," two of the best known Cal fight songs. He is the founder of the Big C Society and wrote a book entitled "California Football History," published in 1937 that detailed Cal football history from the start through the 1937 season.

CRAIG MORTON (1992)

Morton was a three-year starter at quarterback from 1962-64 who broke nearly every school record. He earned first team All-American honors as a senior and was the recipient of the Pop Warner Trophy, given to the most valuable senior on the West Coast. Morton finished his career with 4,501 passing yards, a school and Pac-8 record at the time. He was the fifth player selected in the 1965 NFL Draft and guided both the Dallas Cowboys and Denver Broncos to the Super Bowl. Morton was inducted into the National Football Foundation Hall of Fame in 1992.

HAROLD "BRICK" MULLER (1986)

Muller was the first Cal football player to earn first team All-American honors, receiving the recognition in both 1921 and '22. He led the Bears to a 27-0-1 record as a three-year starter and was voted into the National Football Foundation Hall of Fame in 1951. Also a standout high jumper, he won a silver medal at the 1920 Olympics, clearing 6-2 3/4.

CHUCK MUNCIE (1995)

One of the finest running backs in Cal history, Muncie was the Pac-8 Offensive Player of the Year, a consensus first team All-American and the runner-up in Heisman Trophy voting as a senior in 1975. He finished his career as Cal's all-time leading rusher with 3,052 yards (since broken), including 1,460 during his final campaign. Muncie was the No. 3 pick overall in the 1976 NFL Draft by the New Orleans Saints and spent nine seasons (1976-84) in the NFL, making three trips to the Pro Bowl.

HARDY NICKERSON (2004)

Nickerson led the Golden Bears in tackles from 1984-86 and was voted the team's Most Valuable Player each season. Nickerson was a first team All-Pac-10 selection as a junior with his 167 stops that remain a Cal single-season record, while his 501 career tackles rank second in school history. A fifth-round pick in the 1987 NFL Draft by Pittsburgh, Nickerson played the first six of his 16 NFL seasons with the Steelers and seven more with Tampa Bay before ending his career with brief stops in Jacksonville and Green Bay, earning Pro Bowl honors five times.

JOHNNY OLSZEWSKI (1993)

A three-year letterman as a running back for the Bears from 1950-52, Olszewski earned first team All-American honors as a senior. As a sophomore in '50, he topped the 1,000-yard mark with 1,008 yards and finished his career with 2,504 yards, still eighth all-time at Cal. He was the fourth overall pick of the old Chicago Cardinals in the first round of the 1953 NFL Draft and spent 10 seasons in the league with the Cardinals (1953-57), Washington Redskins (1958-60), Detroit Lions (1961) and Denver Broncos (1962).

DELTA O'NEAL (2011)

A consensus first-team All-American in 1999 as a cornerback and return specialist, O'Neal was named the 1999 Pac-10 Defensive Player of the Year and recipient of the 1999 Pop Warner Trophy as the top senior on the West Coast. Cal's all-time leader with 4,998 all-purpose yards, he intercepted a school-record nine passes as a senior and established the Cal career mark for interception return yards with 356. He also holds Cal records for career punt-return yards (1,169), punt returns in a season (42, 1999), career kickoff returns (99), career kickoff return yards (2,472), kickoff return yards in a game (186 vs. Navy in the 1996 Aloha Bowl), career kickoff return TDs (2), and season (61) and career (209) combined kickoff and punt returns. His career kickoff return average of 24.9 ypr is second all-time behind Isaac Curtis. O'Neal finished with 11 career interceptions, returning five for TDs, and he led Cal in scoring as a senior with 36 points, all on defensive or special teams scores. He was selected in the first round of the NFL Draft by the Denver Broncos (15th overall), also playing with Cincinnati and New England during a nine-year NFL career. Twice selected to the Pro Bowl, he tied for the NFL lead with 10 interceptions in 2005 while with the Bengals.

DAVID ORTEGA (2008)

Cal's all-time leading tackler with 525 stops, Ortega was a four-year starter for the Bears from 1986-89, earning All-Pac-10 honors three times. As a senior in 1989, he totalled 159 tackles, an average of 14.5 per game, including a career-high 22 takedowns against Wisconsin and 20 in the Big Game. Ortega had a team-high 142 tackles and six interceptions - the most ever by a Cal linebacker - as a sophomore in 1987 and followed that with a 132-tackle season in 1988. After playing in the East-West Shrine Game in 1990, he signed a free agent contract with the Los Angeles Rams. Currently, Ortega works in alumni relations at Cal.

ORVAL OVERALL (1987)

Overall played both football and baseball for the Bears from 1900-03. He was a four-year starter at guard in football and is best remembered for starring in three Big Games. He blocked a kick for a safety in a 2-0 victory in 1901, booted two field goals in a 16-0 win in '02 and kicked the Bears into a 6-6 tie in '03. Overall also lettered in baseball and went on to pitch nine seasons with the Cincinnati Reds (1905-06) and Chicago Cubs (1906-13), playing in four World Series. He is the only player to ever strikeout four batters in a World Series game, accomplishing the feat in 1908.

HALL OF FAMERS

MIKE PAWLAWSKI (2002)

Pawlowski led Cal to back-to-back bowl appearances as the Bears' starting quarterback in 1990 and '91. In his first year as signal caller, he guided Cal to a 7-4-1 record, including a victory over Wyoming in the Copper Bowl. The next season, he earned Pac-10 Co-Offensive Player of the Year honors when the Bears posted a 10-2 overall record, earned a final No. 8 national ranking from the *Associated Press* and defeated Clemson in the Citrus Bowl. As a senior, Pawlowski completed 60.4 percent of his passes for 2,517 yards and 21 touchdowns.

CLARENCE "NIBS" PRICE (1986)

A coaching fixture at Cal for more than 30 years, Price served as head coach of both the football and basketball teams during his career. In football, he was 27-17-3 from 1926-30 and led the Bears to the 1929 Rose Bowl. Price also handled basketball duties from 1924-54 and is the school's all-time victory leader, finishing with a 449-294 mark. He took the Bears to the Final Four in 1946. Price graduated from Cal in 1914 after lettering on the baseball team.

IRVINE PHILLIPS (1994)

Phillips played end for the Bears from 1926-28, earning first team All-American honors as a senior. He served as captain of Cal's 1928 team that went to the Rose Bowl and earned All-Pacific Coast Conference honors in 1927 and '28. Phillips also lettered as a discus and shot put specialist in track and field.

BOB REINHARD (1990)

Reinhard claimed first team All-American honors at tackle in 1940 and '41. He was also a top-rated punter for the Bears. In the 1941 Big Game, he sacked Stanford quarterback Frankie Albert for a nine-yard loss, blocked a punt and caught another blocked punt for a touchdown.

LES RICHTER (1987)

Another of Cal's National Football Foundation Hall of Fame members, Richter was a two time All-American at Cal during the final two seasons of his 1949-51 career. He kicked 40 PATs in 1951 to set a Pacific Coast Conference record. Richter played in two Rose Bowls with the Bears and also served as valedictorian of his graduating class. He went on to a nine-year NFL career with the Los Angeles Rams (1954-62).

ROY RIEGELS (1998)

Riegels, a center, served as team captain in 1929 when he earned first team All-American honors and helped the Bears to a 7-1-1 record. However, he is most noted for his role in one of the most famous plays in college football history. In the 1929 Rose Bowl, he scooped up a Georgia Tech fumble and ran 69 yards the wrong way until teammate Ben Lom spun him around at the Cal one-yardline.

RON RIVERA (1994)

A consensus All-American linebacker his senior year in 1983, Rivera set a school record that still stands today with 26.5 tackles for loss that season. He was also named the 1983 Pac-10 Co-Defensive Player of the Year and was the recipient of the Pop Warner Trophy as the top senior on the West Coast. Rivera ended his career with 336 tackles, including 47.5 for loss. Rivera played in the NFL for the Chicago Bears from 1984-92, winning the Super Bowl XX title with the 1985 squad. He was the Bears' Man of the Year for community service in 1990.

STEVE RIVERA (2001)

Steve Rivera wrapped up his Cal career as the school's all-time leading receiver in 1975 with 138 catches as still ranks No. 9 all-time. He played from 1973-75 and was a consensus All-American as a senior. In 1975, he also set Cal's single-season record with 57 catches and his 205 receiving yards in the 1974 Big Game marked the best receiving day in Cal history at the time. Also a rugby player, Rivera played two seasons in the NFL with the San Francisco 49ers (1976-77) and Chicago Bears (1977).

JOE ROTH (2000)

As quarterback, Roth directed Cal to an 8-3 record and the Pac-8 Co-Championship in 1975 when the Bears led the nation in total offense with an average of 458.5 yards per game. A first team All-American in 1976, he passed away in February 1977 after a battle with cancer. Roth's No. 12 is the only retired jersey in the history of Cal football, and he is remembered with a special display in the Cal locker room. He is also the subject of the movie "The Joe Roth Story".

HARVEY SALEM (2004)

Salem, a four-year starting offensive tackle at Cal from 1979-82, earned both first-team All-America and Academic All-America honors his senior season. A two-time first team All-Pac-10 selection, he played on Joe Kapp's 7-4 team in 1982, a year that featured "The Play" in the now-famous Big Game. Drafted in the second round by Houston, Salem played 10 seasons in the NFL with the Oilers (1983-85), Detroit Lions (1986-91) and Denver Broncos (1991-92).

PETE SCHABARUM (1998)

A rugged fullback who was a three-year letterman (1948-50) and an all-conference selection on Cal's 1950 team, Schabarum helped the Bears to a 9-1-1 record and a Rose Bowl berth that season. He went on to play three seasons (1951, '53-54) with the San Francisco 49ers. Schabarum also lettered in baseball at Cal in 1950.

PERRY SCHWARTZ (2002)

Schwartz earned first team All-American honors as a member of Cal's 1937 team that played in the Rose Bowl to start the new year. Perhaps his finest moment came in Pasadena when he forced an Alabama punt returner to fumble, a play that set up a Bear touchdown in Cal's 13-0 victory. Schwartz also displayed his talents on the tennis court, where he lettered for the Bears in 1934 and '35.

BERT SCHWARZ (1996)

Schwarz was a first team All-American for the Bears in 1929 when the club was 7-1-1. A two-year starter at guard, he helped Cal to a 6-2-2 record and a Rose Bowl appearance following the 1928 season.

ANDY SMITH (1986)

One of the finest football coaches in the history of the game, Smith is Cal's all-time winningest coach and led the Golden Bears to a 74-16-7 record from 1916-25. His "Wonder Teams" posted a 50-game unbeaten string (46-0-4) during one stretch, and he guided the Bears to Rose Bowl appearances in 1920 and '21. Smith was inducted into the National Football Foundation Hall of Fame in 1951.

HALL OF FAMERS

WARREN "LOCOMOTIVE" SMITH (1995)

Smith lettered in three sports at Cal - football, baseball, track and field - between 1898-1901. He was regarded as the top back on the West Coast at the turn of the century and led Cal to its first two wins over Stanford. Smith served as captain of both the football and baseball teams, and he was a hammer thrower during track season.

PESKY SPROTT (1993)

Sprott was a standout in both football and track and field from 1918-20. He lettered on the gridiron three times as a running back and punter. Also a middle distance runner, Sprott was the PCC champion in the 800 meters in 1920 and earned a spot on the U.S. Olympic team that year, finishing sixth in the 800.

JOE STARKEY (2018)

Starkey began his association with the Bears in 1975 and has been behind the mic ever since. Perhaps best known for his call of "The Play" in 1982 - Cal's five-lateral kickoff return through the Stanford Band as time expired - Starkey received the Chris Schenkel Award in 2010 from the National Football Foundation for his distinguished career as a broadcaster. In 2016, the home radio booth at California Memorial Stadium was dedicated as the "Joe Starkey Broadcast Booth." Named best play-by-play announcer in the state of California nine times, Starkey was inducted into the Bay Area Radio Hall of Fame in 2009.

TODD STEUSSIE (2013)

Steussie was one of the most dominant offensive linemen in school history, playing from 1990-93 and earning the Morris Trophy as the top offensive lineman in the Pac-10 his senior year when he was also tabbed a first-team All-American. Twice named first-team All-Pac-10, he helped the Bears to three bowl game victories - the 1990 Copper Bowl, the 1991 Citrus Bowl and the 1993 Alamo Bowl. Steussie was selected with the No. 19 pick of the first round of the NFL Draft by the Minnesota Vikings. A two-time Pro Bowl selection, he spent 14 years in the league, starting 185 of 213 games.

VARD STOCKTON (2005)

Stockton, who died in an auto accident in 1946, earned first team All-American, All-Pacific Coast Conference and All-West Coast honors on Cal's 1937 football team that registered a 10-0-1 record, including a 13-0 win over Alabama in the Rose Bowl. Noted for his blocking ability that opened holes for the likes of Vic Bottari and Sam Chapman, perhaps his most shining moment came in the 1936 Big Game when he stole the ball from Stanford's Jimmy Coffis to set up a touchdown in Cal's 13-0 win over its cross-town rival.

BRIAN TREGGS (2015)

Treggs was a standout wide receiver and return man for the Golden Bears. He ended his career in 1991 as Cal's all-time leader in receiving yards (2,335) and receptions (167). Treggs led Cal in receptions, receiving yards, punt return yards and punt returns his last three years, and caught at least one pass in his final 36 games as a Bear. He had a 72-yard punt return for a TD vs. Clemson in the Florida Citrus Bowl. Treggs had three TD catches vs. Pacific, which tied the Cal record. He was voted second team All-Pac-10 as a junior and honorable mention as a sophomore and senior.

JIM TURNER (1996)

Turner was a first team All-American tackle in both 1948 and '49. He served as captain of the '49 team that finished 10-1 and earned a Rose Bowl date with Ohio State. Turner overcame a knee injury his senior season after having one of his ribs removed prior to his final campaign because of a tumor.

FRANK "BUD" VAN DEREN (2004)

A 1948 first team all-conference end, Van Deren played on Cal clubs that posted a 19-2 record during his two seasons (1947-48). Also selected to Cal's Centennial Team, he starred on a 1948 squad that registered a 10-1 mark and earned a share of the Pacific Coast Conference championship. Van Deren also coached on Pappy Waldorf's 1950 and '51 Rose Bowl teams, returned to Cal in the 1960s to coach on Ray Willsey's staff, and later served as head coach at Humboldt State for 26 years.

CARL VAN HEUIT (1992)

One of the top safeties in college football, Van Heuit played on Pappy Waldorf's Rose Bowl teams of 1949 and '50, Van Heuit was a 1950 All-American for the Bears. He also earned the team's Vard Stockton Award for being the outstanding defensive player in the two bowl games. Following graduation, Van Heuit served as an assistant coach at Cal for six seasons and as a volunteer freshman coach for another 20 years. He was selected the Bear Backer "Bear of the Year" in 1988.

PAPPY WALDORF (1987)

Head coach at Cal from 1947-56, Waldorf compiled a 67-32-4 record. In his first four seasons, his teams lost only one regular season game and played in three Rose Bowls. Between 1947 and 1951, Waldorf's teams played 38 consecutive regular season games without a defeat. He also has the best record of any Cal coach in the Big Game with a 7-1-2 mark. Waldorf was inducted into the National Football Foundation Hall of Fame in 1966.

WESLEY WALKER (1992)

One of the greatest deep threats in Cal history, Walker was a prolific receiver for the Bears from 1973-76, in addition to starring on the track and field team for four years. He set an NCAA record for highest average gain per catch in a career (minimum 75 catches) at 25.7 ypc. Walker finished his career with 86 receptions for 2,206 yards and 23 touchdowns, with his greatest game coming against San Jose State in 1976 when he had eight grabs for a school record 289 receiving yards. He went on to a 13-year NFL career with the New York Jets (1977-89) and played in a pair of Pro Bowls.

ED WHITE (1993)

White earned first team All-American status at nose guard in 1968, playing on Cal's "Bear Minimum" defense that allowed opponents an average of only 3.6 yards per play. At the NFL level, he switched to the offensive line. White played in four Super Bowls and made four Pro Bowls while playing for the Minnesota Vikings (1969-77) and San Diego Chargers (1978-85) over a 17-year pro career. White returned to Cal to coach the offensive line from 1999-2001.

HALL OF FAMERS

MIKE WHITE (2007)

A varsity letterman in football, rugby, and track and field at Cal from 1955-57, Mike White also served as the Bears' head football coach from 1972-77, compiling a 35-30-1 record and leading the team to a share of the 1975 Pac-8 title. As an undergraduate, White played wide receiver and was a team captain as a senior in 1957. On the track, he won the high hurdles and high jump competition in the 1957 Big Meet vs. Stanford. In addition to his three varsity sports, White also earned a pair of junior varsity letters for Pete Newell in basketball.

RUSSELL WHITE (2003)

White is Cal's all-time rushing leader with 3,367 yards and averaged 5.1 yards per carry during his three years in Berkeley from 1990-92. He was a key member of the 1991 team that posted a 10-2 record, including a 37-13 victory over Clemson in the Citrus Bowl, and earned a No. 7 final national ranking by *USA Today*. A first team All-American in 1991 and a two-time first team All-Pac-10 selection, White led the Bears in rushing in both 1991 (1,177 yards, 14 TDs) and 1992 (1,069 yards, 9 TDs). He registered 15 100-yard rushing days during his Cal career, tied for second all-time at Cal.

SHERMAN WHITE (1989)

Sherman White had played little football before coming to Berkeley as a sophomore in 1969. In his second year with the team (1970), he sacked opponent quarterbacks 18 times, including Heisman Trophy winner Jim Plunkett twice in the Big Game. He also knocked down five passes, made 44 unassisted tackles and aided in 31 others. He was named first team All-Coast and All-Pac-8. As a team captain in 1971, he earned All-American honors, as well as All-Pac-8 recognition for the second straight year, when he registered 75 tackles and three pass breakups. White was the second pick overall in the 1972 NFL Draft by Cincinnati and played four seasons for the Bengals (1972-75) before playing eight more campaigns with the Buffalo Bills (1976-83) to round out his career.

KEN WIEDEMANN (2017)

Wiedemann owns one of the oldest individual school records at Cal, with his 16 career interceptions recorded from 1967-69 still atop the record book. As part of Cal's "Bear Minimum" defense, he registered seven interceptions in 1968, which tied the Cal record at the time and wasn't surpassed for 31 seasons, and picked off another six passes in 1967. Wiedemann also paced the Bears in punt returns as a junior, bringing back 25 kicks for 207 yards. That season, he was chosen as a first-team All-Pac-8 defensive back. In addition, he returned five interceptions for 197 yards for Cal's freshman football team in 1966. Wiedemann was drafted by the Los Angeles Dodgers out of high school but accepted a scholarship to play football at Cal instead. Still, he suited up for the Cal baseball team in both 1967 and '68. Wiedemann earned a Ph.D. in clinical psychology and practices in Southern California.

JERROTT WILLARD (2016)

One of the most prolific tacklers in Cal history, Willard was a two-time first-team All-Pac-10 linebacker who paced the Bears in tackles four straight seasons from 1991-94. When he completed his career, he had set a school record with 54.0 tackles for loss (since broken) and stood third all-time with 469 total tackles. He accumulated 147 tackles as a junior and 133 as a senior – both of which rank among Cal's single-season top 10. Willard posted 22 tackles vs. USC in 1993 – a number no Bear has surpassed since. The Bears' team captain as a senior, he was a two-time team MVP who played on a pair of bowl-winning squads – the 1991 club that went 10-2 and beat Clemson, 37-13, in the Citrus Bowl and the 1993 team that posted a 9-4 mark and downed Iowa, 37-3, in the Alamo Bowl. He returned an interception 61 yards for a score in the contest vs. Iowa. Following his Cal career, Willard was taken in the fifth round of the NFL Draft by the Kansas City Chiefs.

ARLEIGH WILLIAMS (2004)

Williams starred in both football and baseball in the 1930s and earned first team All-American notice as a senior halfback in 1934. Williams finished his career with 1,404 yards on 526 carries. Williams lettered on the 1934 and 1935 Cal baseball teams, with both clubs finishing first in the conference and combining for a 45-15-1 record during that period.

RAY WILLSEY (2014)

A quarterback and defensive halfback for the Golden Bears under head coach Pappy Waldorf, Willsey helped Cal to an 8-2 record and No. 12 ranking in 1951 and to a 7-3 mark in 1952. In the 1952 Big Game, he stepped in at quarterback after an injury to the starter and led the Bears to a 26-0 win. Willsey returned to his alma mater and served as Cal's head coach from 1964-71, overseeing the program during a tumultuous period in the school's history that included the Free Speech Movement and war-time protests. Still, Willsey was able to hold the team together and produced a record of 40-42-1 over eight seasons. In 1968, he oversaw the famed "Bear Minimum" defense, leading Cal to a 7-3-1 record – the only Cal team to win at least seven games from 1951-75. Among the star players he coached were All-Americans Craig Morton, Ed White and Sherman White. Following his tenure at Cal, Willsey won two Super Bowl titles on the staff of the Raiders. Willsey, recipient of the 2002 Glenn Seaborg Award for outstanding career contributions by a Cal football player, passed away in November of 2013 at age 85.

JACK YERMAN (1994)

Yerman lettered as a running back in 1957 and 1958, helping Cal to a 1959 Rose Bowl appearance in his senior season. On the track, he was one of the top quarter-milers in the nation, running a best of 46.0 in the 400 meters. Yerman won an Olympic gold medal as part of the U.S. 1600-meter relay team in 1960 and also competed as an individual in the 400. He finished third in the NCAA 440 yards in 1958.


NATIONAL FOOTBALL FOUNDATION

COLLEGE FOOTBALL HALL OF FAME

The California Golden Bears depicted on this page have earned the highest honor accorded a collegiate football player – membership into the National Football Foundation's College Football Hall of Fame. California's proud gridiron tradition is showcased by a total of 22 Golden Bears enshrined in this prestigious Hall of Fame. The College Football Hall of Fame first opened its doors in 1978 in South Bend, Ind., and moved in August of 2014 to Atlanta, Ga.



Stan Barnes
Line, 1918-21
Inducted 1954



Steve Bartkowski
Quarterback, 1972-74
Inducted 2012



Vic Bottari
Halfback, 1936-38
Inducted 1981



Sam Chapman
Halfback, 1935-37
Inducted 1984



Rod Franz
Guard, 1946-49
Inducted 1977



Walter Gordon
Tackle, 1916-18
Inducted 1975




Matt Hazeltine
Center, 1951-54
Inducted 1989



Bob Herwig
Center, 1935-37
Inducted 1964



Babe Horrell
Center, 1923-24
Inducted 1969



Bill Ingram
Head Coach, 1931-34
Inducted 1973



Jackie Jensen
Fullback, 1946-48
Inducted 1984




Joe Kapp
Quarterback, 1956-58
Inducted 2003



Eggs Manske
Asst. Coach 1947-52
Inducted 1999



Dan McMillan
Tackle, 1920-21
Inducted 1971




Craig Morton
Quarterback, 1962-64
Inducted 1992




Brick Muller
End, 1920-22
Inducted 1951




John Ralston
Asst. Coach, 1956-58
Inducted 1992




Les Richter
Guard, 1949-51
Inducted 1982




Buck Shaw
Head Coach, 1945
Inducted 1972



Andy Smith
Head Coach, 1916-25
Inducted 1951



Pappy Waldorf
Head Coach, 1947-56
Inducted 1966



Ed White
Defensive Line, 1966-68
Inducted 1999

THIS IS CAL



**UNIVERSITY OF
CALIFORNIA**
Berkeley, California

THE UNIVERSITY

Founded in the wake of the gold rush by leaders of the newly established 31st state, the University of California's flagship campus at Berkeley has become one of the preeminent universities in the world. Its early guiding lights, charged with providing education (both "practical" and "classical") for the state's people, gradually established a distinguished faculty (with 23 Nobel laureates to date, including eight current faculty), a stellar research library and over 350 academic degree programs.

This California institution became a catalyst of economic growth and social innovation – the place where vitamin E was discovered, a lost Scarlatti opera found, the flu virus identified and the nation's first no-fault divorce law drafted. Scholars at Cal have conducted ground-breaking research on urban street gangs and basic human nutritional requirements, identified why wartime supply ships were failing at sea, invented technologies to build faster and cheaper computer chips, and imaged the infant universe.

In recognition of broad and deep excellence, respected sources have repeatedly ranked the University at or near the top in fields ranging from

engineering and the "hard" sciences to the social sciences, arts and humanities. For 21 straight years, Cal was ranked No. 1 in the U.S. News & World Report rankings of public national universities, tying for the top honor in 2018 and currently standing in second in 2019. Among undergraduate programs ranked by peer academics, Cal is also second in engineering and tied for second in business.

In accordance with the University's "public" character, Cal has long served talented individuals regardless of means. As early as 1897, financial aid was available for "needy and deserving" students. Well over a century later, Cal combines outstanding teaching and research programs with broad access for students of all means. From 10 faculty members, 40 students and three fields of study at the time of its founding, UC Berkeley has grown to more than 1,600 faculty and 35,000 students and over 350 degree programs in 130 academic departments and 80 interdisciplinary research units.

Just over 20 percent of freshmen are the first in their families to attend college.

NOBEL PRIZE WINNERS

CURRENT FACULTY

NOBEL LAUREATES AT CAL

2014 – Eric Betzig (Chemistry)
 2013 – Randy Schekman (Physiology)
 2011 – Saul Perlmutter (Physics)
 2009 – Oliver E. Williamson (Economics)
 2006 – George F. Smoot (Physics)
 2001 – George A. Akerlof (Economics)
 2000 – Daniel L. McFadden (Economics)
 1986 – Yuan T. Lee (Chemistry)

DECEASED FACULTY

NOBEL LAUREATES

1994 – John C. Harsanyi (Economics)
 1983 – Gerard Debreu (Economics)
 1980 – Czeslaw Milosz (Literature)
 1968 – Luis Alvarez (Physics)
 1964 – Charles H. Townes (Physics)
 1961 – Melvin Calvin (Chemistry)
 1960 – Donald A. Glaser (Physics)
 1959 – Owen Chamberlain (Physics)
 1959 – Emilio G. Segre (Physics)
 1951 – Edwin M. McMillan (Chemistry)
 1951 – Glenn T. Seaborg (Chemistry)
 1949 – William F. Giaouque (Chemistry)
 1946 – John H. Northrop (Chemistry)
 1946 – Wendell M. Stanley (Chemistry)
 1939 – Ernest O. Lawrence (Physics)

CAL STUDENT-ATHLETE FACTS

- Seven measured intercollegiate athletic teams from California posted scores of 1,000 – the highest possible – on their 2017-18 Academic Progress Rates.
- Through steadily rising scores, football's APR of 979 is its highest ever and marks a 44-point increase from just six years ago. Men's golf had the largest year-over-year increase of any Golden Bear program, moving up 19 points to 985, while softball (15 points), men's swimming & diving (14), men's soccer (13), women's basketball (11) and women's soccer (10) all posted double-digit gains.
- For 10 straight years from 2003-12, Cal finished among the top 15 in the Directors' Cup, a national ranking that measures overall success in intercollegiate athletics programs. Cal has finished in the top 20 every year since 2000 with a No. 18 ranking most recently in 2018-19.
- Cal has captured 99 team national championships within 16 different sports.
- Cal has also won 312 non-team national championships.
- Cal had 50 athletes and staff traveled at the 2016 Olympics and captured 21 medals, the second-most all time in a single Olympics for Cal athletes. Nineteen of those medals came in the pool, led by Ryan Murphy (three gold), Nathan Adrian (two gold, two bronze) and Dana Vollmer (one gold, one silver, one bronze).

CAL STUDENT BODY

Number of Students (Fall 2018)	42,519
Undergraduate	30,853
Graduate	11,666
Degrees Granted (2017-18)	
Bachelor	7,982
Master	3,371
Doctorate.....	870
Total.....	12,223

14 COLLEGES AND SCHOOLS

- College of Chemistry
- Graduate School of Education
- College of Engineering
- College of Environmental Design
- Haas School of Business
- School of Information
- Graduate School of Journalism
- School of Law
- College of Letters & Science
- College of Natural Resources
- School of Optometry
- School of Public Health
- Richard & Rhoda Goldman School of Public Policy
- School of Social Welfare

CAL FACTS

- UC Berkeley has one of the top university library systems in the nation. With well over 12 million volumes and more than 400 special collections, Berkeley's library holdings among its 24 libraries are the eighth-largest in the United States and have been ranked first in the nation among public libraries.
- According to U.S. News and World Report, Cal ranks fourth in global universities.
- Thirty-one nobel prizes held by alumni.
- Cal ranks first all-time as the top producer of Peace Corps volunteers.
- There currently are 270 community organizations with UC Berkeley student involvement.
- Over 5,000 Cal undergraduates engage in off-campus public service projects and programs annually.
- The average GPA of admitted freshmen at Cal is 3.89.

CAMPUS ADMINISTRATION

CAROL T. CHRIST UNIVERSITY CHANCELLOR



Carol Christ began her term as the 11th chancellor of the University of California, Berkeley on July 1, 2017. A celebrated scholar of Victorian literature, Christ is also well known as an advocate for quality, accessible public higher education, a proponent of the value of a broad education in the liberal arts and sciences, and a champion of women's issues and diversity on college campuses.

Christ spent more than three decades as a professor and administrator at UC Berkeley before serving as president of Smith College, one of the country's most distinguished liberal arts colleges, from 2002 to 2013. She returned to Berkeley in January 2015 to direct the campus's Center for Studies in Higher Education, and was appointed interim executive vice chancellor and provost in April 2016 before being named chancellor in March 2017. Since her return to Berkeley, she has worked to foster community and improve the campus climate for people of all backgrounds, celebrate the institution's longstanding commitment to free speech, strengthen Berkeley's financial position, address a housing shortage, and develop a ten-year strategic plan for the campus.

As president of Smith for more than a decade, Christ supervised the development of the nation's only accredited engineering program at a women's college, oversaw a significant rise in student diversity, expanded Smith's global activities and reach, managed a major campus capital planning program, and shepherded the college through strategic planning exercises designed to improve its academic and financial models within the context of changing trends in higher education.

Prior to joining Smith, Christ served as UC Berkeley's executive vice chancellor and provost from 1994 until 2000. During her six years as the campus's top academic officer, she sharpened Berkeley's intellectual focus, strengthening many of the institution's top-rated departments in the humanities and sciences as well as advancing major initiatives in areas including neuroscience and bioengineering.

Christ received her B.A. (1966) from Douglass College, and her M.Ph. (1969) and Ph.D. (1970) from Yale University. She joined the Berkeley English faculty in 1970, and in addition to her other roles, has served as chair of that department, dean of the Division of Humanities, and provost for the College of Letters and Science. Christ has authored two books, *The Finer Optic: The Aesthetic of Particularity in Victorian Poetry* (1975) and *Victorian and Modern Poetics* (1994), and has edited or co-edited several others, including *The Norton Anthology of English Literature*. She is a member of the American Academy of Arts and Sciences and the American Philosophical Society.

Christ was married for 21 years to Paul Alpers, a professor of English and founding director of UC Berkeley's Townsend Center for the Humanities, until his death in 2013. She has two grown children, Jonathan and Elizabeth Sklute, from a previous marriage, as well as two grandchildren. She lives in Berkeley.

BOB JACOBSEN FACULTY REPRESENTATIVE



Bob Jacobsen, a Professor of Physics, serves as Cal's faculty athletics representative.

Appointed to the position in 2010, Jacobsen provides oversight and advice to Cal Athletics concerning compliance with NCAA rules and student-athlete academic matters. He represents Cal in dealings with both the NCAA and the Pac-12, and advises the Chancellor on campus policies relating to student-athletes.

Jacobsen spent 1976 through 1986 working in the computer and data communications industry for a small company that was successively bought out by larger and larger companies before he returned to graduate school. From 1991-94, he was a scientific associate and scientific staff member at CERN, the European Laboratory for Nuclear Physics, in Geneva, Switzerland. While there, he was a member of the ALEPH collaboration concentrating on B physics and on the energy calibration of the LEP collider. He joined the faculty at Cal in 1995.

Among Jacobsen's honors at the University are its Distinguished Teaching Award, the Noyce Prize for Excellence in Undergraduate Teaching and the Goldman Award for Distinguished Faculty Advising of Undergraduates. He has delivered lectures on his research activities on five continents and taught special classes for graduate students at 16 universities. During the 2019-20 academic year, he is serving as the Dean for Undergraduate Studies in the College of Letters and Science.

Jacobsen's research has studied the basic properties of the Universe using the techniques of particle physics. Upon arrival at Berkeley he joined the BaBar experiment, a worldwide collaboration of more than 500 scientists and engineers who built a device to study the fundamental interactions of matter and antimatter. During its run from 1999-2006, the experiment accumulated the world's largest sample of particles for studying the intrinsic difference between matter and antimatter.

His current project, the LUX collaboration, uses a detector 4,800 feet underground in the Homestake Mine in South Dakota to study dark matter, which comprises the majority of the Universe yet is largely unknown.

Jacobsen obtained a B.S.E.E. from MIT in 1978 and his Ph.D. in experimental high-energy physics from Stanford in 1991.

ATHLETICS EXECUTIVES

JIM KNOWLTON

DIRECTOR OF ATHLETICS



Jim Knowlton, who has established himself as a dynamic leader and accomplished administrator through service in intercollegiate athletics and the U.S. Army, is in his second year as Director of Athletics at Cal after formally moving into the role on May 21, 2018.

Knowlton served as AD at Air Force for three years before to his move to Berkeley, and he previously spent seven years overseeing the athletic department at Rensselaer Polytechnic

Institute, where he was named the National Association of Collegiate Directors of Athletics (NACDA) Athletic Director of the Year.

Throughout his career, Knowlton has focused on and successfully fostered programs that place a premium on leadership and character development among student-athletes, coaches and staff. He has demonstrated an unfailing commitment to high achievement, both in academics and athletics, has a proven track record as a fundraiser, and has shown a consistent ability to take on complex challenges and develop strategic solutions to meet them.

At Cal, Knowlton is the school's 24th director of athletics and oversees an athletics program that sponsors 30 sports and supports more than 850 student-athletes.

During his first year in Berkeley in 2018-19, Knowlton embarked on a number of initiatives across many different areas, from academics and athletic performance to gender equity, budget and culture. Prominently among them was his Listening Days plan for all 30 teams and 15 administrative units. After a set period of discussion and analysis, priorities were determined for each program for implementation in an efficient and deliberate manner, all with a goal to move Cal Athletics, using his words, from good to great.

Knowlton also oversaw the development of a mission, vision and strategic plan for the athletic department, a nearly year-long collaborative process announced in August of 2019. Other areas of focus have included enhancing student-athlete development and experience, increasing campus integration, developing a sustainable financial model, creating a plan to ensure long-term gender equity, and building a robust fundraising operation with increased engagement with alumni and supporters.

Under Knowlton's guidance, Cal implemented a number of activities at football games, including free pregame concerts and academic and athletic demonstrations, in order to make home contests an opportunity to celebrate the campus. Attendance for the 2018 season rose 17 percent from the previous year and the number of student tickets nearly doubled, with sellouts at three of the last four games. On the philanthropic front, Knowlton and members of his Development team secured a \$12.5 million gift to establish the Cameron Institute, an innovative program that will support all student-athletes in leadership and personal development, career development, and community engagement.

Over the course of Knowlton's first year, Cal captured NCAA team championships in women's rowing (May 2018) and men's swimming & diving (March 2019), while Golden Bears earned 11 individual, relay or boat national titles. Cal ended 2018-19 ranked 18th in the Learfield Directors' Cup standings for its 20th consecutive year among the top 20. In addition, a record-tying seven teams received NCAA Public Recognition Awards for their APR results, and 15 of 26 measured programs either set or equaled their all-time APR high scores.

In addition to his tenure at Cal, Air Force and RPI, Knowlton is a former student-athlete and one-time faculty member at Army West Point, where also served as both a deputy director of athletics and interim athletic director at Army from 2003-06.

Outside of collegiate athletics, Knowlton taught in the civil and mechanical engineering department at Army West Point, and he held several leadership positions over more than two decades in the U.S. Army, including as head of a battalion of 750 men and women while stationed at Ft. Carson, Colo., before deploying to Iraq. He retired from the Army in 2008 as a colonel with 26 years of service.

Knowlton received his bachelor's degree in engineering in 1982 from Army West Point, where he was a four-year letter-winner and captain of the varsity ice hockey team. After 10 years of organizational leadership positions of increasing responsibility in the U.S. Army, Knowlton received a master's degree in civil engineering from Cornell University and returned to Army West Point in 1992 to teach.

Knowlton's career in athletics administration began as deputy director of athletics at Army West Point in 2003, where he oversaw more than 200 staff and supervised 25 intercollegiate teams with more than 1,000 student-athletes. After three years in the department, he left to become director of the Center for Enhanced Performance at West Point, leading a staff of 50 professionals who delivered training for peak performance in athletics, academics and military endeavors to cadets, soldiers and athletes both on and off campus.

Knowlton began his tenure as the Air Force athletics director in March of 2015, and the Falcons soon experienced unprecedented success. During his first two years at the helm, Air Force teams combined for nine conference championships – the most during a two-year span in school history. During the 2016-17 season alone, Falcon coaches won six conference coach of the year awards and 38 cadets earned All-America honors. Air Force also led the service academies in the Learfield Directors' Cup standings for the sixth consecutive season.

Knowlton's influence at Air Force extended well beyond the competition arena as the Falcons made significant strides in community and alumni outreach, facility improvements, corporate sponsorships and fundraising. He led the development and implementation of a strategic plan for the athletic department, and also introduced a culture and climate officer who developed a healthy relationship training model that was incorporated into all intercollegiate teams.

Among the outreach efforts under Knowlton's watch were the creation of a fan engagement committee, a fall concert series and external speaking engagements by coaches and staff to various community groups. Additionally, Air Force hosted the NACDA Spring Symposium, which brought together more than 100 athletic directors from across the country to learn about leadership and character development, as well as sexual assault prevention.

Prior to Air Force, Knowlton served as director of athletics at Rensselaer Polytechnic Institute in Troy, N.Y., from 2008 until 2015. While that school primarily competes at the NCAA Division III level, it also supports Division I men's and women's ice hockey programs. Among his accomplishments, Knowlton helped develop a strategic vision for the athletic department, implemented a new branding strategy, and facilitated renovations to RPI's field house, as well as construction of the \$102 million first phase of RPI's East Campus Athletic Village. For his efforts, Knowlton was chosen the Under Armour Division III Athletic Director of the Year in 2011.

Knowlton also represented RPI on the national level, including on the NACDA Executive Committee, the board of College Hockey, Inc., and as chair of the NCAA Division I Men's Ice Hockey Committee.

Knowlton is a registered professional engineer in the state of Virginia. He and his wife, Corey, have five sons: Jimmy, Patrick, Christopher, Mark and Shawn.

SENIOR LEADERSHIP

JENNIFER SIMON-O'NEILL

SENIOR ASSOCIATE ATHLETICS DIRECTOR,
SENIOR WOMAN ADMINISTRATOR



Jennifer Simon-O'Neill serves as Cal's Senior Associate Athletics Director and Senior Woman Administrator (SWA). She is the lead sport supervisor who oversees sport administration for 28 of Cal's 30 sports and also has direct sport administration responsibility for women's basketball, women's rowing, women's golf, field hockey and women's swimming & diving. She is responsible for Title IX and gender equity. In addition,

she also currently oversees the department's athletics and strategic communications unit.

Simon-O'Neill serves on the Pac-12 Council and the Mountain Pacific Sports Federation (MPSF) Administrative Board. She is also the Vice President of the Intercollegiate Rowing Association Board of Stewards.

Prior to her tenure with Cal, Simon-O'Neill was the Associate Athletic Director at Lewis & Clark College in Portland, Oregon.

Simon-O'Neill graduated in 2002 with a degree in mathematics and sociology from Mount Holyoke College, where she competed as a student-athlete in women's rowing. She earned her MBA at the University of Massachusetts Amherst in 2009.

Simon-O'Neill and her wife, Colleen, live in Berkeley with their sons, Theodore and Andrew.

RYAN COBB

SENIOR ASSOCIATE ATHLETICS DIRECTOR,
SPORTS MEDICINE



A 20-year veteran in sports medicine and intercollegiate athletics, Ryan Cobb coordinates health and medical services for Cal's student-athletes, as well as helping to foster collaboration and integration between Athletics and many other campus departments and services in the areas of student welfare, health and campus life.

Serving as Cal's Head Athletic Trainer since 2003, he oversees areas related to sports medicine, strength & conditioning, nutrition services, risk management and other campus unit partnerships, including coordinating all medical services in conjunction with the University Health Service (UHS) and UHS Head Team Physician and UHS Medical Director. Cobb serves as the liaison from Intercollegiate Athletics to the Dean of Student's Office, the Center for Student Conduct and Residential Life, among others, and he is also the sports administrator for several varsity teams. Cobb has a master's degree in exercise science and completed his undergraduate work at Vanderbilt University.

Cobb and his wife, Jennifer, a Cal alumna, live in Danville.

JOE MULFORD

SENIOR ASSOCIATE ATHLETICS DIRECTOR,
CHIEF REVENUE OFFICER



As Senior Associate Athletic Director and Chief Revenue Officer, Joe Mulford has responsibility for all revenue and marketing for Cal Athletics. A native Californian, Mulford joined Cal Athletics in 2016 with Cal Bears Sports Properties as vice president/general manager. He has an extensive sports marketing background, which includes overseeing his own sponsorship and marketing practice, QM Strategies, director of partnership development for MLB's San Diego Padres and nearly four years as a sales executive for MLB's San Francisco Giants. Additionally, he recorded significant work with the NBA, serving four years as the league's director of team marketing and business operations.

Mulford earned his bachelor's degree in business from California State University, Chico and master's degree in sport management from the University of San Francisco.

Mulford lives in Lafayette with his wife, Jackie, and children, Hudson and Sydney.

BRIAN MANN

SENIOR ASSOCIATE ATHLETICS DIRECTOR,
CHIEF DEVELOPMENT OFFICER



Brian Mann serves as the Chief Development Officer for Cal Athletics and leads all development and alumni relations efforts on behalf of the department.

He came to Cal after serving as the Chief Development Officer for the Rice University Athletics Department in Houston, Texas. Prior to that role, he held several positions at Dartmouth College, his alma mater.

Mann played quarterback at Dartmouth and graduated in 2002. Following graduation, he played for the LA Avengers of the Arena Football League for four years. He later earned a master's degree while working at Dartmouth in the athletics department.

Brian and his fiancé, Hilary, reside in Berkeley.

SENIOR LEADERSHIP**TOM LOWRY****SENIOR ASSOCIATE ATHLETICS DIRECTOR,
CHIEF FINANCIAL OFFICER**

Tom Lowry came to Cal as the Senior Associate Athletics Director/Chief Financial Officer in June 2019. Prior to assuming this position, he served in dual roles as the Chief Financial Officer for Student Affairs and Chief Operating Officer (Interim for 7 months) for Residential & Student Service Programs at Cal since April 2017.

Lowry's primary responsibility is to provide fiduciary oversight and daily management of business and finance operations. Acting as the key steward of Cal Athletics' financial resources, he ensures alignment and collaboration with campus partners in business and finance. He also manages human resources, information systems and technology and equipment management.

Prior to arriving in Berkeley, Lowry completed a 26-and-a-half-year career in the U.S. Air Force, retiring as a Colonel in 2012. He was subsequently appointed to the Federal Government's Senior Executive Service in 2013, serving as the Chief Financial Officer for the Federal Emergency Management Agency.

He resides with his spouse, Karen, in Berkeley, along with their dog and three cats. Karen and Tom are proud parents of two grown sons, Drew and Ryan.

JAY LARSON**ASSOCIATE ATHLETICS DIRECTOR,
COMPLIANCE**

Jay Larson began his tenure with Cal Athletics in January 2015. He serves as the sport administrator for the football, women's water polo, and men's tennis programs and oversees the Compliance & Student Services department. Larson serves as the athletic department's liaison to the NCAA and Pac-12 Conference for legislative and interpretive issues, and the liaison to the UC Berkeley admissions and financial aid offices.

Prior to coming to Cal, Larson spent seven years as an athletics administrator at San Diego State University and three years at the University of Minnesota.

Larson earned a bachelor's degree from Minnesota State University, Mankato, where he participated on the basketball team. He earned a juris doctor degree from the University of Minnesota Law School, where he served as a managing editor of the Minnesota Law Review.

Larson is a member of the Minnesota State Bar and has served on various committees within the National Association for Athletic Compliance.

He and his wife, Mary, have two sons, Kai and Roman, and reside in El Cerrito.

JOSH HUMMEL**SENIOR ASSOCIATE ATHLETICS DIRECTOR,
FACILITIES, EVENTS AND CAPITAL PROJECTS**

Josh Hummel has worked on multiple sides of the Athletics Department in two separate stints with the University. In his current role he holds oversight over all Athletics facilities, project construction, and home events. He provides strategic direction to the Department's large initiatives, and is constantly adapting his unit to support the changing landscape of College Athletics. He also serves as a primary sports administrator for several of Cal's varsity programs.

Prior to this current role, Josh spent time at San Jose State as the CFO and Facility/Event Director. He began his career in college athletics at Cal running the Business and Finance office for five years before moving on to the role in San Jose. Very early in his professional career, Josh was the play-by-play radio broadcaster for two Minor League baseball teams.

A lifelong Philadelphia Eagles fan, Super Bowl LII will forever top his list of sports moments.

Josh graduated from Virginia Tech with a bachelor's degree.

He currently lives in Alamo with his wife Kristin, sons Zachary and Cody, and daughter Kenzie.

FOTI MELLIS**SENIOR ASSOCIATE ATHLETICS DIRECTOR,
INTERCOLLEGIATE SERVICES**

As Senior Associate Athletic Director for Intercollegiate Services, Foti Mellis brings nearly 30 years of experience in intercollegiate athletics to Cal Athletics.

A member of the Director's Cabinet, Mellis is responsible for the overall delivery of a world-class student-athlete experience and all activities that directly impact Cal's ability to serve its' student-athletes. In addition, he has oversight

of the Sport Operations and Championships unit, as well as Student-Athlete Development. He also supervises men's basketball, women's soccer and softball.

Mellis was responsible for the supervision of Capital Projects and oversight of the successful completion of California Memorial Stadium and the Simpson Center. He was also instrumental in the restructuring of the Compliance Services Unit in 2002 and Student-Athlete Development in 2006.

He received his bachelor's degree in managerial economics in 1990 and his master's in education in 1996, both from UC Davis.

Mellis and his wife, Tina, enjoy spending time with their beagle Beau.

SENIOR LEADERSHIP

HERB BENENSON ASSOCIATE ATHLETICS DIRECTOR, COMMUNICATIONS



Now in his 30th year at Cal, Herb Benenson serves as Associate Athletic Director for Communications, overseeing publicity for all 30 Golden Bear athletic programs.

Over the course of his career, Benenson has managed communications efforts for the majority of Cal teams and currently works directly with the women's swimming & diving program. In addition, he chairs the Cal Athletic Hall of Fame Committee, serves as editor of the Cal Sports Quarterly magazine and is the department's liaison to the Pac-12 Networks, among other responsibilities.

Benenson began his career as a student assistant at the University of Texas and later served as a graduate assistant at the University of Tennessee. He moved to Berkeley in 1990 as women's sports information director. He was named assistant athletic director in 2002 and associate AD in 2017.

Benenson earned his bachelor's degree in journalism from Texas in 1985 and an MBA from Tennessee in 1988. He and his wife, Heidi, live in Walnut Creek with their daughter, Jenna.

DEREK VAN RHEENEN DIRECTOR OF THE ATHLETIC STUDY CENTER



Derek Van Rheenen has been the Director of the Athletic Study Center at Berkeley since 2001. As Director, Derek provides leadership in support of student athlete development through individualized and tailored academic support.

Derek earned his Ph.D (1997) in Cultural Studies, his Master's degree (1993) in Education, and his undergraduate degree in Political Economy/German (1986), all from U.C. Berkeley.

Derek joined the faculty in 1997. He coordinates the Cultural Studies of Sport in Education (CSSE) M.A. Program in the Graduate School of Education.

His publications include *Envisioning Scholar Practitioner Collaborations: Communities of Practice in Education and Sport* (Book), *Out of Bounds: When Scholarship Athletes Become Academic Scholars* (Book), "The Educational Dilemma of Academic Support for NCAA College Athletes: Playing the High-Stakes Game of Advising to the APR."

As an undergraduate at Berkeley, Derek earned Academic All-American honors and played professional soccer for several years following graduation. Derek was inducted into the Cal Athletic Hall of Fame in 2008.

BETH VOETSCH ASSOCIATE ATHLETICS DIRECTOR, DEVELOPMENT



Beth Voetsch serves as the deputy director for the Cal Athletics Fund. She assists in leading the development office and its' efforts to support the athletic department's 30 intercollegiate programs and 850 student-athletes, including major gifts, donor and alumni relations, stewardship and annual support.

She stepped into this role after serving as interim Associate Athletics Director, Development for two years. She began her tenure with Cal Athletics in 2009 in the athletics ticket office.

Voetsch graduated in 2006 with a degree in sports administration from Wingate University, where she competed as a student-athlete in swimming. She earned her master's in sports administration from Marshall University in 2007.

Voetsch and her wife, Ann, live in Castro Valley with their pups.



2018-19 CAL ATHLETICS HIGHLIGHTS

NATIONAL TEAM CHAMPIONS

Men's Swimming & Diving – NCAA Champions

INDIVIDUAL NATIONAL CHAMPIONS

Men's Rowing – Second Varsity Eight (IRA)
 Men's Swimming & Diving – Ryan Hoffer: 50 free
 Andrew Seliskar: 200 individual medley, 200 free, 200 breast
 Pawel Sendyk, Ryan Hoffer, Michael Jensen, Andrew Seliskar: 200 free relay
 Women's Swimming & Diving – Abbey Weitzel: 50-yard free
 Maddie Murphy, Katie McLaughlin, Amy Bilquist, Abbey Weitzel: 200-yard free relay
 Amy Bilquist, Ema Rajic, Katie McLaughlin, Abbey Weitzel: 400-yard medley relay
 Isabel Ivey, Katie McLaughlin, Amy Bilquist, Abbey Weitzel: 400-yard free relay
 Women's Outdoor Track & Field – Camryn Rogers: Hammer

NATIONAL TOP 10 TEAM FINISHES

Rugby – No. 2 in 15s, No. 3 in 7s
 Women's Rowing – NCAA Championships (6th)
 Men's Rowing – IRA Championships (3rd)
 Women's Swimming & Diving – NCAA Championships (2nd)
 Men's Water Polo – (4th)
 Women's Water Polo – NCAA Championships (4th)

OTHER POSTSEASON PARTICIPANTS

Baseball – NCAA Regionals
 Women's Basketball – NCAA Tournament Second Round
 Football – Cheez-It Bowl
 Men's Golf – NCAA Championships
 Women's Golf – NCAA Regionals
 Men's Gymnastics – NCAA Championships Qualifier
 Women's Gymnastics – NCAA Regional Final
 Men's Tennis – NCAA Championships Third Round
 Women's Tennis – NCAA Championships Second Round

NATIONAL ATHLETE OF THE YEAR

Kristine Anigwe – Naismith National Defensive Player of the Year
 Andrew Seliskar – CSCAA National Swimmer of the Year/Men's Swimming & Diving

NATIONAL COACH OF THE YEAR

David Durden – Men's Swimming & Diving (CSCAA)
 Teri McKeever – Women's Swimming & Diving (CSCAA)

ALL-AMERICANS

Baseball
 Andrew Vaughn (1st team)
 Korey Lee (2nd team)

Women's Basketball
 Kristine Anigwe (2nd team)

Beach Volleyball
 Mima Mirkovic (HM)
 Jordan Polo (HM)

Football
 Jordan Kunaszyk (HM)
 Evan Weaver (HM)

Men's Golf
 Collin Morikawa

Women's Rowing
 Dana Moffat (1st team)

Sydney Payne (1st team)
 Riley Brown (2nd team)
 Juliane Faralisch (2nd team)
 Charlotte Wesselmann (2nd team)

Softball
 Lindsay Rood

Men's Swimming & Diving
 Daniel Carr
 Sean Grieshop
 Ryan Hoffer
 Michael Jensen
 Trenton Julian
 Bryce Mefford
 Nick Norman
 Zhen Wen Quah
 Carson Sand
 Andrew Seliskar
 Pawel Sendyk
 Mike Thomas
 Reece Whitley

Women's Swimming & Diving
 Cassidy Bayer
 Amy Bilquist
 Keaton Bloward
 Isabel Ivey
 Phoebe LaMay
 Katie McLaughlin
 Maddie Murphy
 Robin Neumann
 Ema Rajic
 Abbey Weitzel

Men's Indoor Track & Field
 Tuomas Kaukolahti (1st team)
 McKay Johnson (1st team)
 Tyler Brendel (2nd team)

Men's Outdoor Track & Field
 Tuomas Kaukolahti (1st team)
 Silviu Bocancea (2nd team)
 Misana Viltz (2nd team)
 Paramveer Chohan (HM)
 Iffy Joyner (HM)

Women's Outdoor Track & Field
 Camryn Rogers (1st team)
 Zion Corrales Nelson (HM)
 Rebecca Croft (HM)

Men's Water Polo
 Johnny Hooper (1st team)
 Vassilis Tzavaras (3rd team)
 Safak Simsek (3rd team)
 Bernardo Carelli (HM)
 Odysseas Masmanidis (HM)

Women's Water Polo
 Kitty Lynn Joustra (1st team)
 Emma Wright (2nd team)
 Madison Tagg (3rd team)
 Brigit Mulder (HM)

2018-19 DIRECTORS' CUP

Cal placed 18th in the final 2018-19 Directors' Cup standings, finishing fourth among Pac-12 schools. The Pac-12 placed three teams in the top six spots in the final standings. Cal has finished in the Top 20 every year since 2000.

Cal totaled 835.75 points for the year. Stanford came in first with 1,567 points. USC was fifth with 1,075, while UCLA finished sixth with 1,056.

Four Golden Bear teams with points counting towards the standings ended the year among the top five in the country, led by the national champion men's swimming & diving team. Women's swimming & diving finished second, while men's and women's water polo were fourth.

Other postseason participants that helped Cal with its point total were baseball, women's basketball, football, men's golf, women's golf, men's gymnastics, women's gymnastics, men's tennis and women's tennis.

The Learfield Sports Directors' Cup was developed as a joint effort between the National Association of Collegiate Directors of Athletics (NACDA) and USA Today. Points are awarded based on each institution's finish in up to 20 sports sponsored by the NCAA – 10 women's and 10 men's. The Bears do not receive points for men's crew or rugby because they are not NCAA-sponsored sports.



2018-19 CAL ATHLETICS HIGHLIGHTS

CONFERENCE COACH OF THE YEAR

David Durden – Men's Swimming & Diving
Teri McKeever – Women's Swimming & Diving

CONFERENCE ATHLETE OF THE YEAR

Kristine Anigwe – Pac-12 Defensive Player of the Year/Women's Basketball
Milan Clausi – Pac-12 Freshman of the Year/Women's Gymnastics
Maarten Hurkmans – Pac-12 Scholar Athlete of the Year
Dana Moffat – Pac-12 Rowing Athlete of the Year/Women's Rowing
Jordan Polo – Pac-12 Freshman of the Year/Beach Volleyball
Andrew Seliskar – Pac-12 Swimmer of the Year/Men's Swimming & Diving
Reece Whitley – Pac-12 Swimming Freshman of the Year/Men's Swimming & Diving
Abbey Weitzel – Pac-12 Swimmer of the Year/Women's Swimming & Diving
Yuta Kikuchi – Pac-12 Freshman of the Year/Men's Tennis

TEAM CONFERENCE CHAMPIONS

Rugby – 7s and 15s (PAC)
Men's Swimming & Diving (Pac-12)

INDIVIDUAL CONFERENCE CHAMPIONS

Men's Golf – Collin Morikawa
Men's Rowing – Varsity Eight
Men's Swimming & Diving – Bryce Mefford: 200 back
Nick Norman: 1650 free
Zheng Wen Quah: 100 fly, 200 fly
Andrew Seliskar: 200 individual medley, 200 free, 200 breast
Pawel Sendyk: 50 free, 100 free
Mike Thomas: 400 individual medley
Daniel Carr, Reece Whitley, Pawel Sendyk, Ryan Hoffer: 200 medley relay
Daniel Carr, Reece Whitley, Andrew Seliskar, Michael Jensen: 400 medley relay
Pawel Sendyk, Ryan Hoffer, Michael Jensen, Zheng Wen Quah: 200 free relay
Michael Jensen, Pawel Sendyk, Ryan Hoffer, Andrew Seliskar: 400 free relay
Zheng Wen Quah, Andrew Seliskar, Trenton Julian, Mike Thomas: 800 free relay
Women's Swimming & Diving – Amy Bilquist: 100 back
Abbey Weitzel: 50 free, 100 free, 200 free
Isabel Ivey, Ema Rajic, Maddie Murphy, Abbey Weitzel: 200 medley relay
Amy Bilquist, Ema Rajic, Katie McLaughlin, Abbey Weitzel: 400 medley relay
Abbey Weitzel, Maddie Murphy, Katie McLaughlin, Amy Bilquist: 200 free relay
Robin Neumann, Katie McLaughlin, Amy Bilquist, Abbey Weitzel: 400 free relay
Isabel Ivey, Robin Neumann, Katie McLaughlin, Amy Bilquist: 800 free relay
Men's Indoor Track & Field – Tyler Brendel: Heptathlon, Jasher Foster: 60m Hurdles, Tuomas Kaukolahti: Triple Jump
Men's Outdoor Track & Field – Tuomas Kaukolahti: Triple Jump
Women's Indoor Track & Field – Camryn Rogers: Weight Throw
Women's Outdoor Track & Field – Camryn Rogers: Hammer

FIRST-TEAM ALL-CONFERENCE

Women's Basketball – Kristine Angiwe
Baseball – Andrew Vaughn, Korey Lee, Cameron Eden, Quentin Selma
Beach Volleyball – Mima Mirkovic
Field Hockey – Megan Rodgers, Janaye Sakkas, Brynn Zorilla
Football – Jordan Kunaszyk
Men's Golf – Collin Morikawa, Sebastian Crampton
Lacrosse – Eliza Christman, Lizabanks Campagna
Men's Rowing – Joachim Sutton, Maarten Hurkmans, Jack Gosden-Kaye
Women's Rowing – Dana Moffat, Juliane Faralisch, Sydney Payne, Charlotte Wesselmann
Men's Soccer – Shinya Kadono
Softball – Lindsay Rood
Men's Water Polo – Johnny Hooper
Women's Water Polo – Emma Wright

2018-19 ACADEMIC ALL-CONFERENCE
BASEBALL

Connor Mack (1st team)
Cameron Eden (HM)
Quentin Selma (HM)

MEN'S BASKETBALL

Justice Sueing (HM)

WOMEN'S BASKETBALL

Kianna Smith (HM)

WOMEN'S BEACH VOLLEYBALL

Mima Mirkovic (2nd team)
Caroline Schafer (HM)
Alexia Inman (HM)
Mia Merino (HM)
Abby Waldburger (HM)
Grace Campbell (HM)
Iya Lindahl (HM)
Maddie Micheletti (HM)
Madison Dueck (HM)

MEN'S CROSS COUNTRY

Ben Harper (1st team)
Kai Benedict (2nd team)
Garrett Corcoran (2nd team)
Nikolaus Moore (2nd team)
Takeshi Okada (HM)
Paul Zeiss (HM)

WOMEN'S CROSS COUNTRY

Ariane Arndt (HM)
Annie Boos (HM)
Jackie Chandler (HM)
Jordyn Colter (HM)
Rebecca Croft (HM)
Marissa Dobry (HM)
Chloe Hansel (HM)

FIELD HOCKEY

Maggie Blundi
Emma Campbell
Maddie Cleat
Natalie Dalton
Sara Deck
Fionna Jensen
Lindsay Mathison
Ryan Poe
Janaye Sakkas
Brynn Zorilla
Femke Delissen
Gabi Jimenez
Yvie Lock
Danielle Mentink
Morgan Peterson

MEN'S GOLF

Kaiwen Liu (1st team)
Sebastian Crampton (HM)
Collin Morikawa (HM)

WOMEN'S GOLF

Maria Herraes Galvez (HM)
Cindy Oh (HM)
Amina Wolf (HM)

MEN'S GYMNASTICS

Mitchell Awisus
Roshan Toopal
Jonathan Wang
Kyte Crigger
Anton Vorona
Shane Sadighi
Joe Dixon

WOMEN'S GYMNASTICS

Alma Kuc
Nina Schank
Sylvie Seilnacht
Chelsea Shu
Emi Watterson

LACROSSE

Marina Smith (1st team)
Nikki Zaccaro (1st team)
Ella Annest (2nd team)
Lizabanks Campagna (HM)
Sophia Cerino (HM)
Eliza Christman (HM)
Cameron Gordon (HM)
Lauren Hickman (HM)
Marisa Kuberra (HM)
Kamryn Lanier (HM)
Kirsten Swanson (HM)
Kendall Swenson (HM)
Ashley Ward (HM)

MEN'S ROWING

Maarten Hurkmans (1st team)
George Finlayson (1st team)
Nathan Richards (1st team)
Jack Robertson (1st team)
Ferdinand Querfeld (1st team)
Hugo Van de Graaf (2nd team)
Joachim Sutton (2nd team)
Christoph Seifriedsberger (2nd team)
Alexandr Lilichenko (2nd team)
Ethan McCoach (HM)
Hunter Hodges (HM)
Sam Champion (HM)
Elliot Rogers (HM)
Cameron Smith (HM)
Jack Gosden-Kaye (HM)

WOMEN'S ROWING

Dana Moffat (1st team)
Zoe Feist (1st team)
Ellie Howe (1st team)
Lydia Hancock (1st team)
Samantha Lamos (HM)
Maddison Brown (HM)
Riley Brown (HM)
Abby Paiva (HM)
Chloe Betts (HM)
Lindsay Noah (HM)
Mika Allen (HM)
Jackie Hendriks (HM)
Mariana Vazquez (HM)
Alex Floyd (HM)

RUGBY

Sebastian Bader
Sam Cusano
Christian Dyer
Troy Lockyear
Jack Manzo
Nic Mirhashem
Adam Roeske

George Salter
Marcus Shankland
Elliot Webb

MEN'S SOCCER

Halil Beqaj (1st team)
Sam Junqua (1st team)
Sam Ebstein (1st team)
Simon Lekressner (1st team)
Lucas Churchill (2nd team)
Kaleo Fernandez (HM)
Christopher Grey (HM)
Shinya Kadono (HM)
Javier Macias (HM)
Tommy Williamson (HM)

WOMEN'S SOCCER

Emily Smith (1st team)
Emma Westin (2nd team)
Olivia Sekany (2nd team)
Caroline Clark (HM)
Daisy Cleverley (HM)
Mia Corbin (HM)
Luca Deza (HM)
Jordyn Elliott (HM)
Kayla Fong (HM)
Kai Henderson (HM)
Abi Kim (HM)
Anja Koehler (HM)
Morgan Rogers (HM)

MEN'S SWIMMING & DIVING

Nate Biondi (1st team)
Pawel Sendyk (1st team)
Andy Song (2nd team)
Karl Arvidsson (HM)
Daniel Carr (HM)
Jackson Gabler (HM)
Sean Grieshop (HM)
Bryce Mefford (HM)
Zheng Wen Quah (HM)
Johnny Robinson (HM)
Miike Thomas (HM)
Jack Xie (HM)

WOMEN'S SWIMMING & DIVING

Amy Bilquist (1st team)
Elizabeth Bailey (1st team)
Alexa Cacao (1st team)
Jenna Campbell (1st team)
Kathleen Navas (1st team)
Robin Neumann (1st team) Alexa Buckley (HM)
Sarah Darcel (HM)

Dannie Dilsaver (HM)
Ali Harrison (HM)
Sophie Krivokapic-Zhou (HM)
Phoebe LaMay (HM)
Aislinn Light (HM)
Katie McLaughlin (HM)
Maddie Murphy (HM)
Courtney Mykkanen (HM)
Briana Thai (HM)
Natalie Tuck (HM)

MEN'S TENNIS

Can Kaya (1st team)
Jack Molloy (2nd team)
Jacob Brumm (HM)
Ben Draper (HM)
Bjorn Hoffmann (HM)

WOMEN'S TENNIS

Anna Bright (2nd team)
Jasie Dunk (HM)
Olivia Hauger (HM)
Hana Mraz (HM)

MEN'S INDOOR TRACK & FIELD

Kai Benedict
Tyler Brendel
Paramveer Chohan
Garrett Corcoran
Diab Davis
McKay Johnson
Tuomas Kaukolahti
Malik McMorris
Nikolaus Moore
Takeshi Okada
Misana Viltz
Paul Zeiss

WOMEN'S INDOOR TRACK & FIELD

Ariane Arndt
Annie Boos
Rebecca Croft
Kendall Mader
Windy Margerum
Jenna Mencarelli
Brie Oakley
Noelle Schiller
Deshae Wise

MEN'S OUTDOOR TRACK & FIELD

Kai Benedict (1st team)
Tyler Brendel (1st team)

Garrett Corcoran (1st team)
Ben Harper (1st team)
Nikolaus Moore (1st team)
Paramveer Chohan (2nd team)
Diab Davis (HM)
Tuomas Kaukolahti (HM) Andrew Lind (HM) Malik McMorris (HM)
Takeshi Okada (HM)
Misana Viltz (HM)
Paul Zeiss (HM)

WOMEN'S OUTDOOR TRACK & FIELD

Ariane Arndt
Annie Boos
Jackie Chandler
Jordyn Colter
Rebecca Croft
Marissa Dobry
Chrissy Glasmann
Chloe Hansel
Kendall Mader
Windy Margerum
Jenna Mencarelli
Noelle Schiller
Schantell Williams
Deshae Wise

VOLLEYBALL

Mima Mirkovic
Preslie Anderson
Carmen Annevelink
Lauren Forte
Isabell Potter
Emma Smith

MEN'S WATER POLO

Spencer Farrar
Bernardo Carelli
Safak Simsek
Jordan Hoover
Nikos Delagrammatikas
Vassilis Tzavaras
Johnny Hooper

WOMEN'S WATER POLO

Claire Sonne
Lauren Charter
Emma Wright
Hannah DeRose
Madison Tagg
Kitty Lynn Joustra
Georgia Gilmore
Brigit Mulder

2018 PAC-12 ALL-ACADEMIC (FOOTBALL)


Steven Coutts
(1st team)



Patrick Laird
(1st team)



Michael Saffell
(1st team)



Jake Curhan
(2nd team)



Siulagisipai Fuimaono
(HM)



Chase Garbers
(HM)



Ryan Gibson
(HM)



Chris Landgrebe
(HM)



Malik McMorris
(HM)



Chinedu Udeogu
(HM)



Ricky Walker III
(HM)

TRADITIONS & SPIRIT

BEARENTS

Initiated in the fall of 1986, Cal Bearents has grown from an idea of six people into an organization numbering in the hundreds. Proud moms, dads, siblings, aunts, uncles, cousins, grandparents, in-laws and friends all gather together to share the Cal football experience with the players.

Because no one understands the triumphs and tribulations in a student-athlete's season as thoroughly as family and friends do, all Bearents share a special bond. Regardless of whether their student-athlete plays in a starring or supporting role, Bearents consistently provide a network of support for the players and each other. In addition to extending an open invitation for all players to join family and friends for postgame barbecues after each home game, Bearents also participate in and coordinate various other events throughout the year.

BIG C

The Big C is located on Charter Hill above California Memorial Stadium and was constructed in 1905 by the classes of 1907 and 1908. The road up to the Big C was built in 1916 by the male members of the Cal student body in three-and-a-half hours, using 2,000 picks and shovels that were donated by the Southern Pacific Railroad. The Rally Committee became the custodians and guardians of the Big C sometime after 1952. Since then, the Committee has been in charge of painting the C and protecting it from vandalism.

BIG GAME

The Big Game held annually between Cal and Stanford is tied for the sixth-longest active running and overall series in college football with the 122nd edition to be played at California Memorial Stadium on November 23, 2019. The Stanford Axe is a trophy awarded to the winner.

Included in the Big Game tradition is "The Play" which was a five-lateral, 57-yard kickoff return with no time remaining that lifted Cal to a 25-20 victory in the 1982 contest and is considered by many to be the most famous play in the history of college football.

For more information on the Big Game, visit pages 68-69.

BLUE AND GOLD

Official colors of the University of California were established at Berkeley in 1868. The colors were chosen by the University's founders, who were mostly Yale men who had come West. They selected gold as a color representing the "Golden State" of California. The blue was selected from Yale blue. Cal teams have donned the blue and gold since the beginning of intercollegiate athletic competition in 1882.

CAL BAND

The University of California Marching Band has been a tradition since 1891, exemplifying many of the best aspects of student life at one of the nation's most prestigious public universities. It boasts over 200 members, a student-run management and a unique high-step marching style, all of which combine to make it one of the most singular bands of its kind.

Formed as the R.O.T.C. Cadet Band in 1889, the Cal Band adopted its present name in 1923. It has

performed across the country and around the world at such events as the Brussels World Fair in 1958, Expo '70 in Japan and a Bicentennial Tour of the United States in 1976. In 1980, the Band took to the stage with the San Francisco Ballet. It was the official state band for the city's welcome to Queen Elizabeth II and Prince Philip of Great Britain in 1983. It has performed recently during the halftime show at Super Bowl 50 held at Levi's® Stadium in Santa Clara, as well as at the Golden State Warriors' 2018 victory parade in Oakland.

CAL SPIRIT GROUPS

Cal Spirit groups are responsible for promoting all spirit-related activities and are active at home events, as well as many away contests. They act as ambassadors of the University by assisting with alumni functions, fundraising events and other occasions.

The Rally Committee, the oldest student group on campus, upholds school spirit and tradition. Above and beyond producing all rallies on campus, Rally Com is responsible for maintaining the Big C, displaying the California banner, the Cal flags, and constructing and executing card stunts at football games. Cal Cheerleading is an integral part of Cal Spirit. You can see the cheerleaders at football, men's and women's basketball, and volleyball games, as well as other events.

The Cal Dance Team dances to traditional Cal fight songs and Cal Band rock songs. During the football season, they perform on a platform that is elevated off the football field in front of the student section at the 50-yard line on the east side of the stadium. They participate as well in various rallies, alumni and community events.

Cal Mic Men are student leaders of the rooting sections at all Cal sporting events. In addition, they emcee at rallies, alumni and community events.

CALIFORNIA LETTERMAN'S CLUB

Cal's football alumni association, the California Letterman's Club, is an active organization that supports the Golden Bear football program. Formerly known as the Sons of California, the group was created to continue the relationships that were forged on the football field. Each year, the Letterman's Club has a reunion at a home game. In addition, the club sponsors a reception at the end of the year for graduating football players and honors a deserving alumnus with the Glenn T. Seaborg Award named for the renowned Nobel laureate and former University of California chancellor.

CALIFORNIA VICTORY CANNON

The California Victory Cannon was presented to the Rally Committee by the class of 1964 in time for the 1963 Big Game. At home games, it is shot off at the beginning of each game, after each score and after each Cal victory. Only once, against Pacific on Sept. 7, 1991, did the Bears score too many times, racking up 12 touchdowns before the cannon ran out of ammunition. The cannon, which was originally kept on the sidelines, has been mounted on Tightwad Hill above California Memorial Stadium since 1971. In 2011, the cannon was present for home games at AT&T Park but was not fired due to clearance regulations.

CARD STUNTS

The Cal student section, located at the 50-yard line on the east side of the stadium, is credited with establishing one of the most time-honored traditions in college football with its card stunt performances. Cal began this activity for the 1910 "Big Game," a rugby match between Cal and Stanford. The original stunts performed that afternoon depicted the Stanford Axe and a big blue "C" formed on a white background.

The tradition has been a crowd favorite at California Memorial Stadium as several times each season Cal students perform as many as 10 different stunts, using more than 5,000 cards. The painstaking process of plotting the positions of the cards, which once took days to complete, is now aided by computers that add to the precision of the images produced in the card stunt section.

GOLDEN BEARS

In 1895, the California track and field team was the dominant power on the West Coast and decided to challenge several of the top teams in the Midwest and East on an eight-meet tour that is now credited by many historians as putting Cal Athletics onto the national scene. As a symbol of the University, regent Arthur Rodgers, class of 1872, commissioned a blue silk banner emblazoned with a golden grizzly bear, the symbol of the state of California. The banner was carried by the team on its successful tour, which saw it win five of the eight competitions. Cal fans were so ecstatic over the team's performance that professor Charles Mills Gayley was inspired to write the song "The Golden Bear." Cal teams have been known as the Golden Bears ever since.

JOE ROTH MEMORIAL GAME

Each season, the home game vs. either USC or UCLA serves as the Joe Roth Memorial Game, named after Cal's standout quarterback from 1975-76. Roth led the Bears to the co-Pac-8 Championship in 1975. Roth passed away at the age of 21 due to melanoma in 1977, just weeks after playing in a college all-star game in Japan. For the Joe Roth Memorial Game, the Bears wear throwback uniforms from the seasons in which Roth played. The first time they wore the throwbacks was against USC in 2007.

MARCH TO VICTORY

Cal began a new tradition in the fall of 2002 with March to Victory. Approximately two-and-a-half hours before kickoff of each home game, the Cal Spirit Groups form a human tunnel on the grand staircase just outside the north tunnel of California Memorial Stadium to cheer on the team as it exits the buses to march into the locker room.

OSKI

The official Cal mascot, Oski has been a tradition at the school since making his debut during the 1941 football season and celebrated his 75th birthday in 2016. Prior to his arrival, live mascots were used at California Memorial Stadium with varying degrees of success. It was decided in 1940 that a costumed mascot would make a more suitable alternative to a live bear. Oski's identity is unknown to everyone, with the exception of the Rally Committee.

TRADITIONS & SPIRIT
PAPPY'S BOYS

Founded in 1986, Pappy's Boys is an organization of more than 500 former Golden Bears who played under legendary Cal football head coach Lynn "Pappy" Waldorf. Not only does the group get together to relive the success of the teams during the Waldorf era, but it also supports the current program in many ways. Recent efforts include establishing a \$400,000 endowment for football scholarships and raising funds for two of the most recent additions to campus statuary: Waldorf kneeling near Faculty Glade and the giant grizzly near the grand staircase at California Memorial Stadium. Waldorf compiled a 67-32-4 record as head coach at Cal from 1947-56. For the 1948-50 seasons, Waldorf guided the Bears to a 39-3-1 record and three consecutive Rose Bowls. He was inducted into the National Football Foundation Hall of Fame in 1966 and into the Cal Athletic Hall of Fame in 1987. In the late 1990's, Pappy's Boys produced a book, "Pappy's Boys, The Rose Bowl Years: A Legacy of Winning," which was edited by Sports Illustrated writer Ron Fimrite and produced by former Cal quarterback Dick Erickson. In the spring of 2015, the group unveiled the Lynn O. Waldorf Seating Area and Pappy's Bench just outside Gate 4 at California Memorial Stadium. An area of rest, contemplation and gathering, the gift of Pappy's Boys in memory of Cal's coach and mentor, is dedicated to Golden Bear student-athletes. It recognizes their pursuit of excellence in academics, athletics and life.

SONGS OF CAL

While through the years Cal has collected numerous songs that are popular with its alumni and fans alike, three songs are regularly heard during the team's football games. Those songs include the familiar fight song entitled "Big C," a brisk marching tune composed by N.S. McLaren and H.P. Williams of the class of 1914, as well as "Fight For California", written in 1909 by Earl Elleson McCoy and Robert N. Fitch, and arranged by Robert O. Briggs. The other is the Cal alma mater, "Hail to California," written and composed by Clinton R. "Brick" Morse, class of 1896.

BIG C

California!
 On our rugged Eastern foothills, stands
 our symbol clear and bold.
 Big C means to fight and strive and win for
 Blue and Gold.
 Golden Bear is ever watching. Day by day
 he prowls.
 And when he hears the tread of lowly
 Stanford Red, from his lair he fiercely
 growls!
 (Yell: Gr-rr-rah, Gr-rr-rah, Gr-r, r-r-r-, r-r-rah!)

FIGHT FOR CALIFORNIA

Our sturdy Golden Bear,
 Is watching from the skies,
 Looks down upon our colors fair,
 And guards us from his lair.
 Our banner Gold and Blue,
 The symbol on it too,
 Means FIGHT! for California.
 For California through and through!

Stalwarts girded for the fray,
 Will strive for victory,
 Their all at Mater's feet will lay,
 That brain and brawn will win the day.
 Our mighty sons and true
 Will strive for us anew,
 And FIGHT! for California,
 For California through and through!

HAIL TO CALIFORNIA

Hail to California, Alma Mater Dear
 Sing the joyful chorus, Sound it far and near.
 Rallying 'round her banner, We will never fail.
 California Alma Mater, Hail! Hail! Hail!

TIGHTWAD HILL

For decades, enterprising Cal fans have hiked to Tightwad Hill high above the northeast corner of California Memorial Stadium. Not only does the perch provide a free look at the action on the field, but it also offers a spectacular view of San Francisco Bay and many of the area bridges to the west.

