EARN IT

2021 BASEBALL RECORD BOOK

2021 CALIFORNIA ROSTER


#1 JOSH ROLLING
SO. | INF

#2 DARREN BAKER
Sr. | INF

#3 KESHAWN OGANS
SO. | INF

#4 AARON ROBERTS
R-FR. | RHP/INF

#5 ETHAN CLOYD
SO. | C

#6 COLE ELVIS
JR. | C

#8 JOHN LAGATTUTA
SR. | OF

#9 DOM SOUTO
JR. | C/UTIL

#10 HANCE SMITH
SR. | INF/C

#14 NICK PROCTOR
JR. | RHP

#15 CARSON OLSON
SR. | RHP

#16 IAN VILLERS
JR. | RHP

#17 DYLAN BEAVERS
SO. | OF

#18 JOE AMMIRATO
R-SO. | RHP

#19 STEVEN ZOBAC
SO. | RHP/OF

#21 GRANT HOLMAN
JR. | RHP/1B

#22 SAM STOUTENBOROUGH
JR. | RHP

#23 VAUGHN MAUTERER
SO. | RHP

#24 CONNOR MACK
SR. | OF


#25 NATHAN MARTORELLA
SO. | 1B

#26 QUENTIN SELMA
SR. | INF

#27 BEN LAKE
SO. | RHP

#28 GARRET NIELSEN
R-SO. | OF

#29 JACK WOLGER
GR. | LHP

#30 BRIAN McCLELLIN
FR. | INF

#31 CONNOR OSWALT
SO. | LHP

#32 JAKE SKIPWORTH
SO. | INF

#33 LUCAS GATHER
JR. | LHP

#34 JOSH WHITE
SO. | RHP

#35 SEAN SULLIVAN
JR. | RHP

#36 REUBEN DROGIN
SR. | RHP

#38 TREVOR TISHENKEL
FR. | OF

#39 JAG BURDEN
FR. | OF

#40 NATHAN MANNING
SO. | OF

#41 PAULSHAWN PASQUALOTTO
FR. | RHP

#43 MITCH BENSON
JR. | RHP

#44 BLAKE ATKINS
JR. | INF

#47 JOSEPH KING
SO. | RHP

#48 DEZ LOESSBERG
FR. | RHP

#49 MITCHELL SCOTT
JR. | RHP

TABLE OF CONTENTS

INFORMATION
2021 TV/Radio Roster 2
Table of Contents 3
2021 Schedule 3
Quick Facts 4
Key Returner Info 4
Athletic Communications 4
Social Media 4
Evans Diamond 5

MEET THE BEARS
Numerical Roster 6
Alphabetical Roster 7
Roster Breakdown 7
Pronunciation Guide 7
2021 Returners 8-28
2021 Newcomers 29-30

COACHING STAFF
Head Coach Mike Neu 31
Assistant Coach Noah Jackson 32
Assistant Coach Matt Flemer 32
Volunteer Assistant Chad Highberger 33

2020 IN REVIEW
2020 Results 34
2020 Overall Stats 35
2020 Team Game-by-Game Stats 36
2020 Summary Stats 37
2020 Box Scores 38-41

HISTORY
NCAA Tournament Success 42
National Championships 43-44
All-Americans 45
National Awards 46
Conference Awards 47-48
Team Awards 49-50
#ProBears 51-52
MLB Draft 53-55
Major League Bears 56
Olympians + Team USA 57
Cal Athletic Hall of Fame 58
All-Time Lettermen 59-62

RECORDS
Team Records 63
Individual Records 64
Career Records 65-66
Single-Season Bests 67-68
Yearly Totals 69-70
Series History 71
Year-By-Year Results 72-78
Coaching Records 79

SCHEDULE

DATE	OPPONENT	TIME (PT)
FEB. 19	**PACIFIC**	**5 P.M.**
FEB. 20	**PACIFIC**	**5 P.M.**
Feb. 21	at Pacific	2 p.m.
Feb. 22	at Pacific	5 p.m.
FEB. 25	**SAN FRANCISCO**	**5 P.M.**
FEB. 26	**SAN FRANCISCO**	**5 P.M.**
Feb. 27	at San Francisco	1 p.m.
Feb. 28	at San Francisco	1 p.m.
MARCH 4	**SAINT MARY'S**	**5 P.M.**
MARCH 5	**SAINT MARY'S**	**5 P.M.**
March 6	at Saint Mary's	2 p.m.
March 7	at Saint Mary's	1 p.m.
MARCH 12	**LOYOLA MARYMOUNT**	**5 P.M.**
MARCH 13	**LOYOLA MARYMOUNT (DH)**	**2/6 P.M.**
MARCH 14	**LOYOLA MARYMOUNT**	**1 P.M.**
MARCH 19	**CALIFORNIA BAPTIST**	**6 P.M.**
MARCH 20	**CALIFORNIA BAPTIST**	**3 P.M.**
MARCH 21	**CALIFORNIA BAPTIST**	**1 P.M.**
March 26	at Utah *	6 p.m.
March 27	at Utah *	3 p.m.
March 28	at Utah *	12 p.m.
MARCH 30	**CAL POLY**	**7 P.M.**
APRIL 1	**USC ***	**6 P.M.**
APRIL 2	**USC ***	**3 P.M.**
APRIL 3	**USC ***	**1 P.M.**
April 6	at Stanford	6 p.m.
April 9	at Arizona *	6 p.m.
April 10	at Arizona *	6 p.m.
April 11	at Arizona *	1 p.m.
April 13	at Saint Mary's	TBD
April 16	at Oregon State *	5:30 p.m.
April 17	at Oregon State *	1:30 p.m.
April 18	at Oregon State *	12:05 p.m.
APRIL 23	**WASHINGTON STATE ***	**6 P.M.**
APRIL 24	**WASHINGTON STATE ***	**3 P.M.**
APRIL 25	**WASHINGTON STATE ***	**1 P.M.**
April 30	at Washington *	5 p.m.
May 1	at Washington *	2 p.m.
May 2	at Washington *	1 p.m.
May 4	at San Jose State *	TBD
MAY 7	**ARIZONA STATE ***	**6 P.M.**
MAY 8	**ARIZONA STATE ***	**3 P.M.**
MAY 9	**ARIZONA STATE ***	**1 P.M.**
MAY 14	**STANFORD ***	**6 P.M.**
MAY 15	**STANFORD ***	**3 P.M.**
MAY 16	**STANFORD ***	**1 P.M.**
May 17	at Stanford	6 p.m.
May 21	at UCLA *	6 p.m.
May 22	at UCLA *	2 p.m.
May 23	at UCLA *	1 p.m.
MAY 27	**OREGON ***	**6 P.M.**
MAY 28	**OREGON ***	**3 P.M.**
MAY 29	**OREGON ***	**12 P.M.**

* Pac-12 contest
All times PST & subject to change
All home games in bold & played at Evans Diamond

QUICK FACTS

UNIVERSITY OF CALIFORNIA, BERKELEY

Institution ..... University of California, Berkeley
Location ..... Berkeley, Calif.
Enrollment 42,519
Founded 1868
Colors ..... Berkeley Blue, California Gold
Nickname ..... Golden Bears
Chancellor ..... Carol T. Christ
Director of Athletics ..... Jim Knowlton
Website ..... www.CalBears.com
Affiliation ..... NCAA Division I
Conference Pac-12
Stadium (Capacity) ..... Evans Diamond (2,500)
Field Dimensions ..... 320 (LF, RF); 365 (LC, RC); 395 (CF)
Athletics Dept. Phone ..... (510) 642-0580
Baseball Office Phone ..... (510) 643 6006
Baseball Office Fax ..... (510) 642-9591

PROGRAM HISTORY

All-Time Record ..... 2,642–1,997–15 (.569)
All-Time Conference Record ..... 929-1,019 (.476)
First Year of Baseball 1892
NCAA Tournament Appearances 14
(1947, '57, '80, '85, '88, '91, '92, '95, '01, '08, '10, '11, '15, '19)
NCAA Championships ..... 2 (1947 '57)
NCAA Tournament Record 41-28
NCAA Regional Record 28-20
NCAA Super Regional Record 2-0
College World Series Record 11-8
CWS Appearances ..... 6 (Last: 2011)
Last CWS Game ..... 6/23/11 (Virginia 8, Cal 1)
Last CWS Win ..... 6/21/11 (Cal 7, Texas A&M 3)
National Players of the Year 1
All-Americans 32
Conference Players/Pitchers of the Year 7

TEAM INFORMATION

2020 Record ..... 5-11 (Home: 3-5; Away: 2-6)
Pac-12 Conference Record 0-0
Conference Finish ..... N/A
Postseason Play ..... N/A
Final Ranking ..... NR
Lettermen Returning/Lost 31/5
Position Starters Returning/Lost 6/2
Pitchers Returning/Lost 19-1
Newcomers 8

COACHING STAFF

Head Coach ..... Mike Neu (4th season)
Career Record ..... 109-118 (.480)
Record at Cal ..... 69-53 (.556)
Assistant Coach (Recruiting) ..... Noah Jackson (4th season)
Assistant Coach ..... Matt Flemer (3rd season)
Volunteer Assistant Coach ..... Chad Highberger (1st season)

ATHLETIC COMMUNICATIONS

Baseball Contact ..... Gerrit Van Genderen
Phone ..... (510) 697-7235
Email Address ..... vangenderen_gw@berkeley.edu
Assoc. AD, Communications ..... Herb Benenson
Email Address ..... benenson@berkeley.edu
SID Office ..... Haas Pavilion, Berkeley, CA 94720-4422

SUPPORT STAFF

Sport Administrator ..... Jay John
Strength & Conditioning ..... Mike Blasquez
Athletic Trainer ..... Noah Thaman
Director of Player Development & Analytics ..... Harmen Sidhu
Undergraduate Assistant Coach ..... Sam Wezniak
Director of Operations ..... Michael Nielsen
Equipment Manager ..... Khoeny Dolisca
Managers ..... James Bartman, Kelvin Ervais
Ethan Lo, Connor Kubeisy

SOCIAL MEDIA

Twitter ..... @CalBaseball
@CalAthletics
Facebook ..... Facebook.com/CalBaseball/
Instagram ..... @CalBaseball
@CalAthletics

SCHEDULE BREAKDOWN

February 8
March 14
April 15
May 16

Home 29
Road 25
Neutral 0

Day 30
Night (After 5 p.m.) 24

Monday 2
Tuesday 4
Wednesday 0
Thursday 4
Friday 15
Saturday 16
Sunday 13

Conference 30
Non-Conference 24
- Big West 1
- Pac-12 2
- Mountain West 1
- WAC 3
- WCC 17

2019 Regional Participants 5
2019 Super Regional Participants 2
2019 CWS Participants 0

Arizona 3
California 42
Oregon 3
Utah 3
Washington 3

Mountain Standard Time 6
Pacific Time Zone 48

Longest Homestand ..... 7 games (March 12-21)
Longest Road Trip ..... 8 games (April 6-18)

KEY RETURNER INFORMATION

POSITION PLAYERS

POS	NAME	Yr.	B/T	G/GS	AVG	R	H	RBI
INF	Quentin Selma	Sr.	L/R	16-16	.293	6	17	16
INF	Darren Baker	Sr.	L/R	16-16	.286	15	18	5
INF	Grant Holman	Jr.	R/R	16-16	.250	5	15	10
INF	Nathan Martorella	So.	L/L	15-14	.241	11	13	8
OF	Dylan Beavers	So.	L/L	12-8	.250	1	7	3

PITCHERS

POS	NAME	Yr.	W-L	ERA	G/S	SV	IP	B/AVG
RHP	Sam Stoutenborough	Jr.	0-2	4.95	4-4	0	20.0	.234
RHP	Grant Holman	Jr.	1-3	3.28	4-4	0	24.2	.225
RHP	Sean Sullivan	Jr.	0-1	1.59	2-2	0	5.2	.158
RHP	Nick Proctor	Jr.	0-0	2.03	11-0	0	13.1	.224
RHP	Ian Villers	Jr.	0-0	1.17	9-1	0	7.2	.344
RHP	Joseph King	So.	2-0	1.59	7-0	1	11.1	.209

PERCENTAGES RETURNING FROM 2020

Category	Returning/Total	Pct.
AB	436/535	81.4%
R	56/66	84.8%
H	100/121	82.6%
2B	14/15	93.3%
3B	1/2	50.0%
HR	6/8	75.0%
RBI	55/62	88.7%
TB	137/164	83.5%
BB	55/66	83.3%
SO	124/150	82.6%
SB	7/11	63.6%

PERCENTAGES RETURNING FROM 2020

Category	Returning/Total	Pct.
W	5/5	100.0%
L	10/11	90.9%
APP	80/83	96.3%
GS	16/16	100.0%
SV	2/2	100.0%
IP	141.2/143.2	98.6%
H	136/144	94.4%
R	86/93	92.4%
ER	71/78	91.0%
BB	67/67	100.0%
SO	132/133	99.2%

EVANS DIAMOND

One of the most picturesque and unique college baseball facilities in the nation is Evans Diamond, which has served as home of the Golden Bear baseball team since 1933.

The Bears have had consistent success at home with five consecutive winning seasons on their turf from 2015-19. Since 2015, Cal has posted an 95-55 (.633) record during that time frame, including a 21-8 mark in 2018.

Fans enjoyed changes in Evans Diamond in 2006, as construction was completed on the Carl J. Van Heuit Training Facility, a new patio area and grass bank was situated along the left field line, plus artwork, sponsored by Truitt and White, now graces the back of Edwards Track Stadium and the Recreational Sports Facility. The Carl J. Van Heuit Training Facility, named after the former Cal football Hall of Famer who was a staunch supporter of the Bears' baseball program, provides the team with indoor batting cages (Jeff Kent Batting Cages), indoor and outdoor bullpens (Stuart Gordon Bullpens), as well as weight training and conditioning equipment. The graphics on the RSF wall are of former Cal standouts Chuck Hensley, Rod Booker, Lance Blankenship, Jon Zuber, Matt Luke, Bobby Kahlon, Xavier Nady and Conor Jackson.

Evans Diamond received a field facelift in the fall of 1992 at a cost of $275,000, which was completely paid for by Cal alums. RNT Landscaping of San Leandro, Calif. completed the renovation of the Evans Diamond playing surface, which included leveling the field, installing a new drainage system, replacing both the infield and outfield grass and placing a warning track around the entire field.

Originally part of Edwards Field, named in the memory of Colonel George C. Edwards, Evans Diamond was named after legendary Cal baseball coach Clint Evans, who served as the Bears' head coach from 1930-54, leading the Bears to the first-ever College World Series title in 1947.

The playing surface at Evans Diamond features natural grass, along with a mixture of clay and crushed cinder infield surface. The outfield measurements at Evans are 320 feet down the lines, 365 to the power alleys and 395 to center field. The seating capacity is 2,500.

Evans Diamond is located on the southwest corner of campus, between Edwards/Goldman Field Track Stadium, Haas Pavilion and the Recreational Sports Facility. The easiest access to the field is off Cross Campus Road (Frank Schlessinger Way), which intersects Oxford Avenue near the north end of the track stadium.

THE FACTS

NAME.....Evans Diamond
CAPACITY 2,500
DIMENSIONS .....320 (LF, RF); 365 (gaps), 395 (CF)
FIRST YEAR 1933

NUMERICAL ROSTER

NO.	NAME	POS.	B/T	HT.	WT.	YR.	HOMETOWN / PREVIOUS SCHOOL
1	Joshua Rolling	INF	R/R	6-3	185	So.	Reno, Nev./Sierra College/Bishop Manogue HS
2	Darren Baker	INF	L/R	6-0	175	Sr.	Granite Bay, Calif./Jesuit HS
3	Keshawn Ogans	INF	R/R	5-9	174	So.	Daly City, Calif./Sacred Heart Cathedral Preparatory
4	Aaron Roberts	INF/RHP	R/R	6-2	205	R-Fr.	Las Vegas, Nev./Desert Oasis HS
5	Ethan Cloyd	C	R/R	6-0	182	So.	Bakersfield, Calif./Dunn School
6	Cole Elvis	C	R/R	6-1	202	Jr.	Vacaville, Calif./Vacaville HS
8	John Lagattuta	OF	L/R	6-0	190	Sr.	Davis, Calif./Davis HS
9	Dom Souto	C/UTIL	R/R	5-9	155	Jr.	Rocklin, Calif./Whitney HS
10	Hance Smith	INF/UTIL	R/R	5-10	182	Sr.	Petaluma, Calif./Santa Rosa JC/Casa Grande HS
14	Nick Proctor	RHP	R/R	5-9	182	Jr.	Pleasanton, Calif./Amador Valley HS
15	Carson Olson	RHP	R/R	6-2	214	Sr.	Clovis, Calif./Buchanan HS
16	Ian Villers	RHP	R/R	6-6	235	Jr.	Walnut Creek, Calif./Northgate HS
17	Dylan Beavers	OF/RHP	L/R	6-4	200	So.	Paso Robles, Calif./Mission College Preparatory HS
18	Joseph Ammirato	RHP	R/R	6-2	180	R-So.	San Jose, Calif./Bellarmine College Preparatory
19	Steven Zobac	RHP/OF	L/R	6-2	195	So.	San Jose, Calif./Valley Christian HS
21	Grant Holman	1B/RHP	R/R	6-6	232	Jr.	Chula Vista, Calif./Eastlake HS
22	Sam Stoutenborough	RHP	R/R	6-3	185	Jr.	Monterey, Calif./Palma HS
23	Vaughn Mauterer	RHP	R/R	5-10	168	So.	San Rafael, Calif./Marin Catholic HS
24	Connor Mack	OF	R/R	6-3	213	Sr.	San Jose, Calif./Bellarmine College Preparatory
25	Nathan Martorella	1B	L/L	6-1	217	So.	Salinas, Calif./Salinas HS
26	Quentin Selma	INF	L/R	6-3	205	Sr.	Clovis, Calif./Buchanan HS
27	Ben Lake	RHP	L/R	6-2	191	So.	Woodland Hills, Calif./Agoura HS
28	Garrett Nielsen	OF	R/R	6-2	225	R-So.	Carlsbad, Calif./Christian HS
29	Jack Wolger	LHP	L/L	6-4	212	Gr.	Folsom, Calif./Jesuit HS
30	Brian McClellin	INF	R/R	6-0	180	Fr.	Vacaville, Calif./Vacaville HS
31	Connor Oswalt	LHP	L/L	5-11	165	So.	Winnetka, Calif./Grover Cleveland Charter HS
32	Jake Skipworth	INF	R/R	6-3	230	So.	Eastvale, Calif./Eleanor Roosevelt HS
33	Lucas Gather	LHP	L/L	6-1	190	Jr.	Roseville, Calif./Roseville HS
34	Josh White	RHP	R/R	6-1	195	So.	Danville, Calif./Monte Vista HS
35	Sean Sullivan	RHP	R/R	6-1	170	Jr.	Woodland Hills, Calif./Chaminade College Prep School
36	Reuben Drogin	RHP	R/R	5-10	201	Sr.	Berkeley, Calif./Berkeley HS
38	Trevor Tishenkel	OF	L/L	6-1	185	Fr.	San Diego, Calif./Poway HS
39	Jag Burden	OF	L/L	6-2	185	Fr.	Huntington Beach, Calif./Huntington Beach HS
40	Nathan Manning	OF	L/R	6-0	178	So.	Mission Viejo, Calif./Capistrano Valley HS
41	Paulshawn Pasqualotto	RHP/OF	R/R	6-2	185	Fr.	Las Vegas, Nev./Palo Verde HS
43	Mitch Benson	RHP	R/R	6-1	190	Jr.	Pleasanton, Calif./Amador Valley HS/Chabot College
44	Blake Atkins	INF	R/R	6-1	180	Jr.	Mariposa, Calif./Mariposa County HS
47	Joseph King	RHP	R/R	6-1	201	So.	Redwood City, Calif./Woodside HS
48	Dez Loessberg	RHP	R/R	6-1	220	Fr.	Gold River, Calif./Folsom HS
49	Mitchell Scott	RHP	R/R	6-1	212	Jr.	San Mateo, Calif./Serra HS

COACHING + SUPPORT STAFF

COACHING STAFF

Mike Neu (University of Phoenix, '98/Ball State, '11)	Head Coach
Noah Jackson (California, '03)	Assistant Coach/Recruiting Coordinator
Matt Flemer (California, '12)	Assistant Coach
Chad Highberger (Eastern New Mexico, '15)	Volunteer Assistant Coach

SUPPORT STAFF

Mike Blasquez	Assistant Athletics Director, Athletic Performance
Noah Thaman	Athletic Trainer
Harmen Sidhu	Director of Player Development & Analytics
Sam Wezniak	Undergraduate Assistant Coach
Michael Nielsen	Director, Baseball Operations
Khoeny Dolisca	Equipment Manager
Jay John	Associate Athletics Director, Baseball Admin
James Bartman	Team Manager
Kelvin Ervais	Team Manager
Connor Kubeisy	Team Manager
Ethan Lo	Team Manager

ALPHABETICAL ROSTER

NO.	NAME	POS.	B/T	HT.	WT.	YR.	HOMETOWN / PREVIOUS SCHOOL
18	Joseph Ammirato	RHP	R/R	6-2	180	R-So.	San Jose, Calif./Bellarmine College Preparatory
44	Blake Atkins	INF	R/R	6-1	180	Jr.	Mariposa, Calif./Mariposa County HS
2	Darren Baker	INF	L/R	6-0	175	Sr.	Granite Bay, Calif./Jesuit HS
17	Dylan Beavers	OF/RHP	L/R	6-4	200	So.	Paso Robles, Calif./Mission College Preparatory HS
43	Mitch Benson	RHP	R/R	6-1	190	Jr.	Pleasanton, Calif./Amador Valley HS/Chabot College
39	Jag Burden	OF	L/L	6-2	185	Fr.	Huntington Beach, Calif./Huntington Beach HS
5	Ethan Cloyd	C	R/R	6-0	182	So.	Bakersfield, Calif./Dunn School
36	Reuben Drogin	RHP	R/R	5-10	201	Sr.	Berkeley, Calif./Berkeley HS
6	Cole Elvis	C	R/R	6-1	202	Jr.	Vacaville, Calif./Vacaville HS
33	Lucas Gather	LHP	L/L	6-1	190	Jr.	Roseville, Calif./Roseville HS
21	Grant Holman	1B/RHP	R/R	6-6	232	Jr.	Chula Vista, Calif./Eastlake HS
47	Joseph King	RHP	R/R	6-1	201	So.	Redwood City, Calif./Woodside HS
8	John Lagattuta	OF	L/R	6-0	190	Sr.	Davis, Calif./Davis HS
27	Ben Lake	RHP	L/R	6-2	191	So.	Woodland Hills, Calif./Agoura HS
48	Dez Loessberg	RHP	R/R	6-1	220	Fr.	Gold River, Calif./Folsom HS
24	Connor Mack	OF	R/R	6-3	213	Sr.	San Jose, Calif./Bellarmine College Preparatory
40	Nathan Manning	OF	L/R	6-0	178	So.	Mission Viejo, Calif./Capistrano Valley HS
25	Nathan Martorella	1B	L/L	6-1	217	So.	Salinas, Calif./Salinas HS
23	Vaughn Mauterer	RHP	R/R	5-10	168	So.	San Rafael, Calif./Marin Catholic HS
30	Brian McClellin	INF	R/R	6-0	180	Fr.	Vacaville, Calif./Vacaville HS
28	Garrett Nielsen	OF	R/R	6-2	225	R-So.	Carlsbad, Calif./Christian HS
3	Keshawn Ogans	INF	R/R	5-9	174	So.	Daly City, Calif./Sacred Heart Cathedral Preparatory
15	Carson Olson	RHP	R/R	6-2	214	Sr.	Clovis, Calif./Buchanan HS
31	Connor Oswalt	LHP	L/L	5-11	165	So.	Winnetka, Calif./Grover Cleveland Charter HS
41	Paulshawn Pasqualotto	RHP/OF	R/R	6-2	185	Fr.	Las Vegas, Nev./Palo Verde HS
14	Nick Proctor	RHP	R/R	5-9	182	Jr.	Pleasanton, Calif./Amador Valley HS
4	Aaron Roberts	INF	R/R	6-2	205	R-Fr.	Las Vegas, Nev./Desert Oasis HS
1	Joshua Rolling	INF	R/R	6-3	185	So.	Reno, Nev./Sierra College/Bishop Manogue HS
49	Mitchell Scott	RHP	R/R	6-1	212	Jr.	San Mateo, Calif./Serra HS
26	Quentin Selma	INF	L/R	6-3	205	Sr.	Clovis, Calif./Buchanan HS
32	Jake Skipworth	INF	R/R	6-3	230	So.	Eastvale, Calif./Eleanor Roosevelt HS
10	Hance Smith	INF/UTIL	R/R	5-10	182	Sr.	Petaluma, Calif./Santa Rosa JC/Casa Grande HS
9	Dom Souto	C/UTIL	R/R	5-9	155	Jr.	Rocklin, Calif./Whitney HS
22	Sam Stoutenborough	RHP	R/R	6-3	185	Jr.	Monterey, Calif./Palma HS
35	Sean Sullivan	RHP	R/R	6-1	170	Jr.	Woodland Hills, Calif./Chaminade College Prep School
38	Trevor Tishenkel	OF	L/L	6-1	185	Fr.	San Diego, Calif./Poway HS
16	Ian Villers	RHP	R/R	6-6	235	Jr.	Walnut Creek, Calif./Northgate HS
34	Josh White	RHP	R/R	6-1	195	So.	Danville, Calif./Monte Vista HS
29	Jack Wolger	LHP	L/L	6-4	212	Gr.	Folsom, Calif./Jesuit HS
19	Steven Zobac	RHP/OF	L/R	6-2	195	So.	San Jose, Calif./Valley Christian HS

PRONUNCIATION GUIDE

Joseph AMMIRATO	am-er-ah-toe
Reuben DROGIN	DRO-ginn
Lucas GATHER	GAY-ther
John LAGATTUTA	lag-ah-TO-tah
Dez LOESSBERG	LOWS-berg
Nathan MARTORELLA	MAR-tore-ella (rhymes with arr)
Vaughn MAUTERER	MOW-ter-er (rhymes with wow)
Garrett NIELSEN	Kneel-sin
Keshawn OGANS	OH-gans
Paulshawn PASQUALOTTO	pass-QUAL-auto
Dom SOUTO	SUE-toe
Sam STOUTENBOROUGH	STOUT-en-bore-OH
Trevor TISHENKEL	tish-INK-el
Sam WEZNIAK	WEZ-knee-ak
Jack WOLGER	WOOL-ger
Steven ZOBAC	ZOE-back

BY POSITION

CATCHER (3)

5	Ethan Cloyd	So.
6	Cole Elvis	Jr.
9	Dom Souto	Jr.

INFIELD (11)

2	Darren Baker	Sr.
3	Keshawn Ogans	So.
4	Aaron Roberts	R-Fr.
10	Hance Smith	Sr.
21	Grant Holman	Jr.
25	Nathan Martorella	So.
26	Quentin Selma	Sr.
30	Brian McClellin	Fr.
32	Jake Skipworth	So.
43	Josh Rolling	Fr.
44	Blake Atkins	Jr.

OUTFIELD (9)

8	John Lagattuta	Sr.
17	Dylan Beavers	So.
19	Steven Zobac	So.
24	Connor Mack	Sr.
28	Garrett Nielsen	R-So.
38	Trevor Tishenkel	Fr.
39	Jag Burden	Fr.
40	Nathan Manning	So.
41	Paulshawn Pasqualotto	Fr.

RIGHT-HANDED PITCHER (18)

4	Aaron Roberts	R-Fr.
14	Nick Proctor	Jr.
15	Carson Olson	Sr.
16	Ian Villers	Jr.
17	Dylan Beavers	So.
18	Joseph Ammirato	R-So.
21	Grant Holman	Jr.
22	Sam Stoutenborough	Jr.
23	Vaughn Mauterer	So.
27	Ben Lake	So.
34	Josh White	So.
35	Sean Sullivan	Jr.
36	Rueben Drogin	Sr.
41	Paulshawn Pasqualotto	Fr.
43	Mitch Benson	Jr.
47	Joseph King	So.
48	Dez Loessberg	Fr.
49	Mitchell Scott	Jr.

LEFT-HANDED PITCHER (2)

29	Jack Wolger	Gr.
31	Connor Oswalt	So.
33	Lucas Gather	Jr.

BY BATTING STANCE

HAND	NUMBER
Right	27
Left	13

BY THROWING HAND

HAND	NUMBER
Right	34
Left	6

BY STATE

STATE	NUMBER
California	37
Nevada	3

MEET THE BEARS: RETURNERS

JOE
AMMIRATO

POS	HT	WT	B/T	YR
RHP	6-2	185	R/R	RSo.

SAN JOSE, CALIFORNIA
BELLARMINE COLLEGE PREPARATORY

CAREER HIGHS

CATEGORY	HIGHS	OPPONENT (LAST TIME)	DATE
Innings Pitched	2.1	LMU	3/13/21
Hits	3	2x (CBU)	3/19/21
Runs	4	2x (CBU)	3/19/21
Earned Runs	4	CBU	3/19/21
Walks	2	2x (CBU)	3/19/21
Strikeouts	2	2x (Pacific)	2/20/21

CAREER STATISTICS

Year	era	w-l	app	gs	cg	sho	sv	ip	h	r	er	bb	so	2b	3b	hr	bf	bavg	wp	hbp	bk	sfa	sha
2019	3.38	0-0	5	0	0	0/1	0	5.1	5	5	2	3	3	0	0	0	23	.250	1	0	0	0	0
2021	10.12	0-1	7	0	0	0/0	0	5.1	7	6	6	5	6	0	0	2	29	.318	0	2	0	0	0
TOTAL	6.75	0-1	12	0	0	0/1	0	10.2	12	11	8	8	9	0	0	2	52	.286	1	2	0	0	0

REDSHIRT FRESHMAN (2020)
Did not play while recovering from injury.

FRESHMAN (2019)
Made five relief appearances & posted a 3.38 ERA before suffering a season-ending injury ... Allowed five runs (two earned) on five hits in 5.1 innings of work ... Posted three strikeouts & three walks ... Made collegiate debut with two scoreless innings & a pair of strikeouts vs. CSU Bakersfield (Feb. 15) ... Turned in a scoreless inning vs. San Jose State (March 12).

HIGH SCHOOL
Graduated from Bellarmine College Preparatory ... Helped Bellarmine earn back-to-back NorCal Boras titles ... Led the Bells to a 25-8 record & a No. 4 national ranking as a senior ... Posted career statistics of a 15-3 record, 108 innings pitched, 1.87 ERA, 118 strikeouts, eight complete games & five shutouts ... Played club ball for Northeast Baseball, U.S. Elite & the Soldiers ... 2018 Area Code Games participant ... Played summer ball with the PUF Caps in 2018.

PERSONAL
Born on June 15, 1999 in San Jose, Calif. ... Son of Maureen & Joseph Ammirato ... Has one sibling, Maya ... Enjoys skiing, snowboarding & jet skiing.

BLAKE
ATKINS

POS	HT	WT	B/T	YR
INF	6-1	182	R/R	Jr.

MARIPOSA, CALIFORNIA
MARIPOSA COUNTY HS

CAREER HIGHS

CATEGORY	HIGHS	OPPONENT (LAST TIME)	DATE
Hits	--	--	--
RBI	--	--	--
Runs	1	2x (BYU)	4/29/19
HR	--	--	--
SB	--	--	--
Walks	--	--	--
Strikeouts	--	--	--

CAREER STATISTICS

Year	avg	gp-gs	ab	r	h	2b	3b	hr	rbi	tb	slg%	bb	hbp	so	gdp	ob%	sf	sh	sb-att	po	a	e	fld%
2019	.000	5-0	0	2	0	0	0	0	0	0	.000	0	0	0	0	.000	0	0	0-0	3	2	0	1.000
2020	.000	1-0	0	0	0	0	0	0	0	0	.000	0	0	0	0	.000	0	0	0-0	0	0	0	.000
2021	.000	3-0	0	0	0	0	0	0	0	0	.000	0	1	0	0	1.000	0	0	0-0	0	1	0	1.000
TOTAL	.000	9-0	0	2	0	0	0	0	0	0	.000	0	1	0	0	1.000	0	0	0-0	3	3	0	1.000

SOPHOMORE (2020)
Made one appearance as a defensive substitution in the season opener at Long Beach State (Feb. 14).

FRESHMAN (2019)
Appeared in five games off the bench, seeing time at first base & second base ... Also a pinch runner ... Scored the game-winning run vs. No. 25 BYU (April 29) after entering the game as a pinch runner in the seventh inning.

HIGH SCHOOL
Three-year letterman at Mariposa County High School under Justin Kleinsmith ... Hit .400 as a senior & was an All-Southern League First Team selection ... Played for Mariposa County HS' second-title winning team as a sophomore ... Excelled in basketball, earning team MVP honors & All-League selection for Mariposa County ... Two-year letterman for Mariposa County's soccer team.

PERSONAL
Born on Sept. 23, 1999 ... Son of Kendra Wilde & David Atkins ... Has two siblings, Luke & Cole ... Major: Integrative Biology ... Enjoys ice hockey, snowboarding & hiking.

MEET THE BEARS: RETURNERS

DARREN
BAKER

POS	HT	WT	B/T	YR
INF	6-0	180	L/R	Sr.

GRANITE BAY, CALIFORNIA
JESUIT HS

CAREER HIGHS

CATEGORY	HIGHS	OPPONENT (LAST TIME)	DATE
Hits	3	9x (Saint Mary's)	3/4/21
RBI	3	Brown	3/10/18
Runs	3	5x (Saint Mary's)	3/4/21
HR	1	Brown	3/10/18
SB	3	Washington State	4/7/19
Walks	2	5X (USC)	4/2/21
Strikeouts	3	4x (at San Francisco)	3/7/20

CAREER STATISTICS

Year	avg	gp-gs	ab	r	h	2b	3b	hr	rbi	tb	slg%	bb	hbp	so	gdp	ob%	sf	sh	sb-att	po	a	e	fld%
2018	.272	45-43	173	29	47	6	0	1	23	56	.324	7	1	19	3	.301	2	4	5-6	66	106	3	.983
2019	.306	52-52	206	34	63	4	1	0	19	69	.335	20	1	31	2	.367	2	5	21-21	85	128	10	.955
2020	.286	16-16	63	15	18	1	1	0	5	21	.333	7	1	16	2	.366	0	3	4-6	22	34	1	.982
2021	.311	26-26	106	22	33	1	0	0	7	34	.321	15	1	15	0	.398	1	0	14-15	39	89	2	.985
TOTAL	.294	139-137	548	100	161	12	2	1	54	180	.328	49	4	81	7	.353	5	12	44-48	212	357	16	.973

HONORS

Baseball America Preseason All-American (Third Team, 2B) (2021) ... 2x Bobby Bragan Collegiate Slugger Award Watch List (2020, 2021) ... Perfect Game Preseason All-Pac-12 Team (2020) ... Cape Cod League All-Star Game selection (2019) ... Pac-12 All-Defensive Team (2019) ... MLB First-Year Player Draft selection (2017 - 27th round, Washington)

JUNIOR (2020)

Started all 16 games at second base & led Cal in hits (18) & at bats (63) ... Batted .286 & scored a team-high 15 runs ... Tallied five RBI, four stolen bases, seven walks & two extra-base hits (one double, one triple) ... Posted an on-base percentage of .366 & slugging percentage of .333 ... Recorded a team-leading 34 defensive assists & posted a .982 fielding percentage with just one error over 57 chances ... Led the Bears with five multi-hit performances, including a 3-for-4 effort vs. No. 10 Michigan (March 4) ... Ripped his triple in Cal's midweek win over Stanford (Feb. 25) ... Had a hot start to the season with four games of at least two hits & two runs scored over a five-game span (Feb. 16-23).

SOPHOMORE (2019)

Developed into one of conference's premier defenders as a sophomore, garnering a spot on Pac-12 All-Defensive Team ... Batted in spots No. 1, 2, 5 & 6 of the order & hit .306 with four doubles, one triple & 19 RBI ... Swiped a perfect 21 bases on 21 attempts for Cal, finishing second in the Pac-12 ... One of four Cal players to start all 52 games ... Made just six errors over the final 48 games of the season ... Had a stellar 2019 summer with Cape Code League's Wareham Gatemen, earning spot in all-star game & finising fourth in league batting race ... Slashed .342/.384/.376 in summer for Wareham Gatemen.

FRESHMAN (2018)

Consistent contributor as a true freshman, starting 42 games as the Bears' primary second baseman ... Batted .273 with six doubles, one home run, 29 runs, 23 RBI & five stolen bases ... Hit a walk-off home run vs. Brown (March 10) ... Had 16 multi-hit performances, including four three-hit efforts vs. Xavier, UC Davis, Utah & Washington State .... One of Pac-12's best defenders, compiling a .983 fielding percentage with just three errors on the season.

HIGH SCHOOL

Graduated from Jesuit High School (Carmichael, Calif.) ... Drafted by Washington Nationals in 27th round of 2017 MLB First-Year Player Draft, but did not sign ... Was Jesuit's Most Outstanding Team Player & Most Outstanding Defensive Player as a senior in 2017 ... Decorated prep athlete, earning honors such as All-Delta League First Team, All-Metro First Team & All-City First Team ... Slashed .396/.476/.960 as a senior ... Named California All-Region First Team by Perfect Game, All-State Second Team by MaxPreps & All-California Second Team by USA Today as a senior ... Slashed .386/.448/.884 in 30 games as a junior & was an All-Delta League Second Team & All-Metro Honorable Mention pick ... Member of 2016 Oakland Athletics Area Code Team ... 2016 Perfect Game All-American Second Team selection ... Member of 2013 USA Baseball 14U National Team Development program ... Two-time member of USA Baseball Northern California NTIS program ... Played summer ball for NorCal Baseball.

PERSONAL

Born on Feb. 11, 1999 ... Native of Granite Bay, Calif. ... Son of Dusty & Melissa Baker ... Father, Dusty, is one of the most recognizable personalities in Major League Baseball after a 19-year playing career & tremendously successful run as a manager ... Father hit .278 with 242 home runs, 1,013 RBIs and 137 stolen bases for the Braves, Dodgers, Giants and Athletics ... In 22 years as a manager with the Giants, Cubs, Reds and Nationals, his father owned over 1,800 wins and a .532 winning percentage ... Has one sibling, Natosha ... Major: American Studies ... Enjoys listening to music, watching movies, fishing & playing video games.



MEET THE BEARS: RETURNERS

DYLAN
BEAVERS

POS	HT	WT	B/T	YR
OF	6-4	206	L/R	So.

PASO ROBLES, CALIFORNIA
MISSION COLLEGE PREPARATORY HS

CAREER HIGHS

CATEGORY	HIGHS	OPPONENT (LAST TIME)	DATE
Hits	3	3x (LMU)	3/13/21
RBI	3	3x (LMU)	3/14/21
Runs	2	3x (LMU)	3/13/21
HR	1	9x (at Utah)	3/28/21
SB	1	4x (at Saint Mary's)	3/7/21
Walks	2	4x (USC)	4/1/21
Strikeouts	3	USC	4/2/21

CAREER STATISTICS

Year	avg	gp-gs	ab	r	h	2b	3b	hr	rbi	tb	slg%	bb	hbp	so	gdp	ob%	sf	sh	sb-att	po	a	e	fld%
2020	.250	12-8	28	1	7	0	0	1	3	10	.357	4	0	9	0	.333	1	0	0-0	20	0	0	1.000
2021	.316	26-26	95	19	30	2	0	8	24	56	.589	18	1	22	1	.415	4	0	4-4	60	0	1	.984
TOTAL	.301	38-34	123	20	37	2	0	9	27	66	.537	22	1	31	1	.397	5	0	4-4	80	0	1	.988

FRESHMAN (2020)

Made eight starts in 12 games played as a freshman ... Showed promise for a bright collegiate career, slashing .250/.357/.333 with one home run & three RBI ... Made his collegiate debut as a pinch-hitter/defensive replacement in the season opener at Long Beach State (Feb. 14) ... Reached base three times (one hit, two walks) in his first collegiate start vs. St. John's (Feb. 22) ... Went 2-for-4 with a solo home run in Cal's series-finale win over St. John's (Feb. 23) ... Played all three outfield positions & posted a 1.000 fielding percentage in 20 defensive chances.

HIGH SCHOOL

Played under Logan Huskey ... Two-time All-League First Team selection ... Was a MaxPreps California Medium Schools All-State Team selection as a senior ... Earned a USA Today All-USA Honorable Mention as a senior ... Played summer ball for San Luis Obispo Blues, CCL.

PERSONAL

Full name is Dylan Matthew Beavers ... Born on Aug. 11, 2001 in San Luis Obispo, Calif. ... Son of Scott & Shanlee Beavers ... Has one sibling, Delanie.

ETHAN
CLOYD

POS	HT	WT	B/T	YR
C	6-0	165	R/R	So.

BAKERSFIELD, CALIFORNIA
DUNN SCHOOL

CAREER HIGHS

CATEGORY	HIGHS	OPPONENT (LAST TIME)	DATE
Hits	1	4x (San Jose State)	3/10/20
RBI	1	San Francisco	3/8/20
Runs	2	Stanford	2/25/20
HR	--	--	--
SB	--	--	--
Walks	2	Michigan	3/4/20
Strikeouts	1	6x (at San Francisco)	2/27/21

CAREER STATISTICS

Year	avg	gp-gs	ab	r	h	2b	3b	hr	rbi	tb	slg%	bb	hbp	so	gdp	ob%	sf	sh	sb-att	po	a	e	fld%
2020	.190	8-6	21	3	4	0	0	0	1	4	.190	3	0	5	0	.292	0	1	0-0	55	4	2	.967
2021	.000	3-1	4	0	0	0	0	0	0	0	.000	0	0	1	0	.000	0	0	0-0	4	0	0	1.000
TOTAL	.160	11-7	25	3	4	0	0	0	1	4	.160	3	0	6	0	.250	0	1	0-0	59	4	2	.969

FRESHMAN (2020)

Made six starts over eight games played as a freshman ... Slashed .190/.190/.292 in 21 at-bats ... Had four hits (all singles), three runs scored, one RBI & three walks ... Went 1-for-4 in his first collegiate start at UC Santa Barbara (Feb. 17) ... Took over the weekend catching duties against San Francisco (March 6-8), starting all three contests ... Scored twice in a midweek win over Stanford (Feb. 25) & tallied his first RBI at San Francisco (March 7) ... Posted a .967 fielding percentage in 61 chances behind the plate.

HIGH SCHOOL

Graduated from Dunn School (Los Olivos, Calif.) in 2019 ... Three-time All-State selection & Dunn School's MVP ... Named MVP at 2018 Arizona Perfect Game World Series ... Played summer ball for PUF Caps ... Also played basketball for Dunn School.

PERSONAL

Full name is Ethan Eric Castro-Cloyd ... Born on July 7, 2000 in Bakersfield, Calif. ... Son of Derek & Carol Cloyd ... Has two siblings, Evan & Ellie ... Has postgraduate career goals of being a sports manager.

MEET THE BEARS: RETURNERS

REUBEN
DROGIN

POS	HT	WT	B/T	YR
RHP	5-10	206	R/R	Sr.

BERKELEY, CALIFORNIA
BERKELEY HS

CAREER HIGHS

CATEGORY	HIGHS	OPPONENT (LAST TIME)	DATE
Innings Pitched	1.1	Saint Mary's	3/4/21
Hits	2	at San Francisco	3/13/18
Runs	1	at San Francisco	3/13/18
Earned Runs	-	-	-
Walks	-	-	-
Strikeouts	2	Saint Mary's	3/4/21

CAREER STATISTICS

Year	era	w-l	app	gs	cg	sho	sv	ip	h	r	er	bb	so	2b	3b	hr	bf	bavg	wp	hbp	bk	sfa	sha
2018	0.00	0-0	2	0	0	0/0	0	1.0	2	1	0	0	0	0	0	0	6	.400	0	1	0	0	0
2020	0.00	0-0	1	0	0	0/0	0	0.1	0	0	0	0	1	0	0	0	1	.000	0	0	0	0	0
2021	0.00	0-0	1	0	0	0/0	0	1.1	1	0	0	0	2	0	0	0	5	.200	0	0	0	0	0
TOTAL	0.00	0-0	4	0	0	0/0	0	2.2	3	1	0	0	3	0	0	0	12	.273	0	1	0	0	0

JUNIOR (2020)

Made one appearance on the mound as a junior ... Faced one batter in his lone appearance & ended the eighth inning with a strikeout at UC Santa Barbara (Feb. 17) ... Recipient of the Golden Bear Achievement Award (highest GPA on the team) for the second straight year ... Named to the Pac-12 Spring Academic Honor Roll.

SOPHOMORE (2019)

Did not play during sophomore year ... Honored with the Golden Bear Achievement Award, posting the highest GPA (3.88) on the team.

FRESHMAN (2018)

Made two appearances as a true freshman ... Pitched one inning & didn't allow a run ... Collegiate debut came vs. San Francisco (March 13) ... Worked one clean inning vs. Stanford (April 27).

HIGH SCHOOL

Graduated from Berkeley High School (Berkeley, Calif.) ... Pitched 90 total innings with 82 strikeouts & seven saves at Berkeley ... Team captain in 2017 ... Led Berkeley High to 2016 league title by earning a win in the semifinals & a save in the finals ... Two-time All-Conference Honorable Mention ... Played for Northwest in USA Baseball NTIS in 2016 in Cary, N.C. ... Led Head-Royce School to North Coast Section Division V title as a freshman ... Battled .362 & went 4-0 as a pitcher at Head-Royce School ... Broke the consecutive strikeout record in the Bay Area World Series by fanning seven hitters in a row ... Led North Oakland Senior League team to Western Regional finals in 2016 ... Excelled as a student & was a National Merit Finalist, AP Scholar with honor & distinction ... Mathematics team captain & took part in the American Invitational Mathematics Examination.

PERSONAL

Born on March 18, 1999 ... Son of Richard & Rebekah Drogin ... Has one sister, Carmel ... Father, Richard, is a professor of statistics at UC Berkeley ... Major: Mathematics ... Hobbies include playing basketball, guitar & piano.



MEET THE BEARS: RETURNERS

COLE ELVIS

POS	HT	WT	B/T	YR
C	6-1	206	R/R	Jr.

VACAVILLE, CALIFORNIA
VACAVILLE HS

CAREER HIGHS

CATEGORY	HIGHS	OPPONENT (LAST TIME)	DATE
Hits	3	2x (CBU)	3/21/21
RBI	3	5x (at SJSU)	3/30/21
Runs	2	2x (CBU)	3/21/21
HR	1	8x (at SJSU)	3/30/21
SB	--	--	--
Walks	2	St. John's	2/21/20
Strikeouts	4	Saint Mary's	3/4/21

CAREER STATISTICS

Year	avg	gp-gs	ab	r	h	2b	3b	hr	rbi	tb	slg%	bb	hbp	so	gdp	ob%	sf	sh	sb-att	po	a	e	fld%
2019	.176	19-12	51	7	9	0	0	5	12	24	.471	3	0	15	0	.218	1	0	0-0	55	3	2	.967
2020	.100	10-9	30	2	3	1	0	0	0	4	.133	3	0	13	0	.182	0	1	0-0	69	7	4	.950
2021	.205	23-22	78	8	16	3	0	3	15	28	.359	3	1	32	0	.244	0	1	0-0	161	32	1	.995
TOTAL	.176	52-43	159	17	28	4	0	8	27	56	.352	9	1	60	0	.224	1	2	0-0	285	42	7	.979

SOPHOMORE (2020)

Made nine starts in 10 games played at catcher as a sophomore ... Battled through an early-season slump & slashed .100/.133/.182 ... Set a career-high with three hits in Cal's season opener at Long Beach State (Feb. 14) ... His 3-for-5 effort at Long Beach State included a double & one run scored ... Drew three walks on the season ... Caught three runners stealing & posted a .950 fielding percentage in 80 defensive chances.

FRESHMAN (2019)

Earned substantial playing time behind the plate & at designated hitter as a freshman ... Batted .176 with five home runs & 12 RBI in 19 games played (12 starts) ... More than half of his nine hits were home runs ... Did his most damage in midweek contests, starting six games at catcher & batting 8-for-24 (.333) with four home runs ... Made seven of his starts at catcher & five at designated hitter.

HIGH SCHOOL

Three-year letterman for Vacaville High School (Vacaville, Calif.) ... Named second team All-State in 2018 as well as team MVP and was a unanimous all-Monticello Empire League selection ... Helped Vacaville win the league title in 2017 and 18, CIF-Sac Joaquin Section title in 2018 and set the school record in wins both years (24 and 26, respectively) ... In 2018, led Vacaville with a .426 average and 28 RBIs despite missing 10 games with an ankle injury. In 2017, hit .315 and led the team and league in RBI (22) and home runs (2) ... Member of the 2016 Oakland A's Underclass Area Code team and was selected to represent Northern California at the 2016 USA Baseball National Team Trials ... Also played football and soccer at Vacaville HS ... Played travel ball for the Sacramento Cats and Tampa Bay Scout Team ... Member of the National Society of High School Scholars and was a four-year recipient of the Scholar-Athlete Award ... Played for the Medford Rogues in the summer of 2018.

PERSONAL

Native of Vacaville, Calif. ... Son of Shelley & Matt Elvis ... Has one sibling, Cal ... Hobbies include working out, fishing & watching baseball.

LUCAS GATHER

POS	HT	WT	B/T	YR
LHP	6-1	195	L/L	Jr.

ROSEVILLE, CALIFORNIA
ROSEVILLE HS

CAREER HIGHS

CATEGORY	HIGHS	OPPONENT (LAST TIME)	DATE
Innings Pitched	3.0	Stanford	2/25/20
Hits	3	3x (Michigan)	3/4/20
Runs	4	at Cal Poly	2/23/19
Earned Runs	4	at Cal Poly	2/23/19
Walks	3	Sacramento State	3/26/19
Strikeouts	2	2x (Stanford)	2/25/20

CAREER STATISTICS

Year	era	w-l	app	gs	cg	sho	sv	ip	h	r	er	bb	so	2b	3b	hr	bf	bavg	wp	hbp	bk	sfa	sha
2019	8.10	2-0	10	3	0	0/1	0	13.1	17	13	12	15	8	5	0	1	74	.315	4	3	0	0	2
2020	9.39	0-1	6	2	0	0/0	0	7.2	10	8	8	3	6	3	1	1	37	.303	0	1	0	0	0
TOTAL	8.57	2-1	16	5	0	0/1	0	21.0	27	21	20	18	14	8	1	2	111	.310	4	4	0	0	2

SOPHOMORE (2020)

Threw 7.2 innings over six appearances on the mound ... Owned a 9.39 ERA, allowing eight runs on 10 hits ... Made two midweek starts against Stanford (Feb. 25) & Michigan (March 4) ... Tossed a career-best 3.0 innings in Cal's win over Stanford (Feb. 25) ... Struck out six batters, including a pair against St. John's (Feb. 21) & Stanford (Feb. 25).

FRESHMAN (2019)

Made 10 appearances & three starts as a true freshman ... Went 2-0 with an 8.10 ERA .. Notched first collegiate victory with two scoreless innings of relief vs. San Jose State (March 12) ... Earned his second win vs. Sacramento State (April 23) ... Tossed a pair of scoreless innings vs. USC (March 17) in an emergency start, due to injury ... Made his other two starts in "opener" assignments vs. Cal Poly (Feb. 23) & LSU (March 9).

HIGH SCHOOL

Graduated from Roseville High School (Roseville, Calif.) ... Three-time All-Central Valley Conference, including first team honors in 2017 ... Played club ball for NorCal Baseball & was recognized with Rawlings Perfect Game Preseason All-American Underclass High School Honorable Mention honors in 2017 ... Four-year academic honors student at Roseville & member of school's National Honor Society of High School Scholars ... Member of 2017 Oakland Athletics Area Code Team & 2018 North Optimist Team ... Played summer ball for PUF Caps Collegiate Team (2018).

PERSONAL

Born on Dec. 14, 1999 in Roseville, Calif. ... Son of Ron & Sandra Gather ... Has one brother, Eric, who pitched at University of Arizona & had a major-league career with Cleveland, Atlanta, Houston & Oakland ... Brother additionally played in the Dominican Republic & Venezuela & pitched for Team Israel in 2013 World Baseball Classic ... Enjoys frisbee, golf, swimming, working out & going to the movies.

MEET THE BEARS: RETURNERS

GRANT
HOLMAN

POS	HT	WT	B/T	YR
P/1B	6-6	250	R/R	Jr.

CHULA VISTA, CALIFORNIA
EASTLAKE HS

CAREER HIGHS

PITCHING	HIGHS	OPPONENT (LAST TIME)	DATE
Innings Pitched	6.2	at TCU	2/29/20
Hits	7	at San Francisco	3/7/20
Runs	6	Oregon	4/28/19
Earned Runs	6	Oregon	4/28/19
Walks	3	Northwestern	2/17/19
Strikeouts	7	at TCU	2/29/20
BATTING	**HIGHS**	**OPPONENT (LAST TIME)**	**DATE**
Hits	3	2x (St. John's)	2/23/20
RBI	3	2x (Stanford)	2/25/20
Runs	2	6x (St. John's)	2/23/20
HR	1	5x (San Jose State)	3/10/20\
SB	-	-	-
Walks	2	Stanford	5/11/19
Strikeouts	3	4x (St. John's)	2/21/20

CAREER STATISTICS: PITCHING

Year	era	w-l	app	gs	cg	sho	sv	ip	h	r	er	bb	so	2b	3b	hr	bf	bavg	wp	hbp	bk	sfa	sha
2019	4.82	3-3	11	9	0	0/0	1	37.1	41	21	20	11	23	5	1	4	165	.275	2	2	1	1	2
2020	3.28	1-3	4	4	0	0/0	0	24.2	20	10	9	4	20	2	1	0	97	.225	1	2	0	0	2
2021	1.17	0-0	2	2	0	0/1	0	7.2	2	1	1	2	10	0	0	1	26	.083	0	0	0	0	0
TOTAL	3.88	4-6	17	15	0	0/1	1	69.2	63	32	30	17	53	7	2	5	288	.240	3	4	1	1	4

CAREER STATISTICS: BATTING

Year	avg	gp-gs	ab	r	h	2b	3b	hr	rbi	tb	slg%	bb	hbp	so	gdp	ob%	sf	sh	sb-att	po	a	e	fld%
2019	.272	34-30	114	20	31	9	0	4	24	52	.456	14	2	37	1	.362	0	0	0-0	5	4	0	1.000
2020	.250	16-16	60	5	15	2	0	1	10	20	.333	5	2	21	1	.324	1	0	0-1	68	6	4	.949
2021	.000	0-0	0	0	0	0	0	0	0	0	.000	0	0	0	0	.000	0	0	0-0	0	1	0	1.000
TOTAL	.264	50-46	174	25	46	11	0	5	34	72	.414	19	4	58	2	.348	1	0	0-1	73	11	4	.955

ACCOLADES

2021 Baseball America Preseason All-American (First Team, Utility) ... 2021 Perfect Game Preseason All-Pac-12 Team (Utility)

SOPHOMORE (2020)

Started all 16 games, splitting time on the mound, at first base & as the designated hitter ... Served as Cal's starting first baseman & No. 2 pitcher in the weekend rotation ... Was the Bears' arm, posting a 3.28 ERA over a team-leading 24.2 innings ... Went 1-3 on the mound while striking out 20 batters & holding opponents to a .225 batting average against ... Tallied career-bests of 6.2 innings pitched & seven strikeouts at TCU (Feb. 29) ... Threw at least six innings in three of his four starts on the mound; was backed by just one total offensive run in his first three starts ... Slashed .250/.333/.324 offensively ... Batted 15-for-60 & opened the season with a five-game hit streak ... Totaled five runs scored, 10 RBI, three extra-base hits & five walks ... Provided a go-ahead, three-RBI double in Cal's midweek win over rival Stanford (Feb. 25) ... Blasted a two-run home run vs. San Jose State (March 10) ... Tied a career high with three hits against St. John's (Feb. 23) ... Named 2020 Summer Breakout Prospect by D1Baseball after impressing in the San Diego League ... Tallied 17 strikeouts with just one walk & limited opponents to a .125 batting average over 9.0 innings pitched for SDL's Jets.

FRESHMAN (2019)

Made an immediate impact as a two-way player during freshman campaign ... Played in 34 games with 30 starts as the DH & on the mound ... Batted .272 with four home runs & 24 RBI ... Added a .362 on-base percentage, .456 slugging percentage & nine doubles at the plate ... Made 11 appearances (nine starts) on the mound & posted a 4.82 ERA ... Logged 37.1 innings on the mound & struck out 23 batters while issuing 11 walks ... Submitted two consecutive starts of six innings & two runs allowed at St. Mary's (March 3) & at LSU (March 9) ... Batted .297 & tallied three of his four home runs during Pac-12 play ... Impressed during a weekend series at Utah (May 3-5), going 5-for-12 with five runs & five RBI ... Showed his versatility at Utah (May 4), delivering a game-tying double before pitching the ninth inning to record his first collegiate save.

HIGH SCHOOL

Graduated from Eastlake High School, where he maintained a 3.95 GPA ... Was the 2017 CIF San Diego Section Player of the Year, MaxPreps National Junior of the Year, CalHi Sports State Junior of the Year & Mr. Baseball Runner Up ... Also the 2018 CIF SDS Pitcher of the Year ... Three-time CIF SDS First Team selection (2016-18) ... Finished his prep career with 29-1 record & 1.10 ERA on the mound & a .390 batting average, 20 home runs & 80 RBI ... Awarded a slot on the All-CIF Academic Team each year ... Played club ball for TB SoCal ... Played summer ball in the West Coast League for the Bellingham Bells ... Earned one varsity letter on Eastlake's basketball team.

PERSONAL

Born on May 31, 2000 ... Son of Kim & Doug Holman ... Has one sibling, Emily ... Hobbies include video games, working out & going to the beach ... Major: American Studies ... Career goals include winning a Pac-12 Championship & pursuing a postgraduate career in sports.

MEET THE BEARS: RETURNERS

JOSEPH KING

POS	HT	WT	B/T	YR
RHP	6-1	194	R/R	So.

REDWOOD CITY, CALIFORNIA
WOODSIDE HS

CAREER HIGHS

CATEGORY	HIGHS	OPPONENT (LAST TIME)	DATE
Innings Pitched	2.1	at TCU	2/28/20
Hits	3	at SJSU	3/30/21
Runs	3	at SJSU	3/30/21
Earned Runs	2	at SJSU	3/30/21
Walks	2	at TCU	3/1/20
Strikeouts	3	5x (LMU)	3/13/21

CAREER STATISTICS

Year	era	w-l	app	gs	cg	sho	sv	ip	h	r	er	bb	so	2b	3b	hr	bf	bavg	wp	hbp	bk	sfa	sha
2020	1.59	2-0	7	0	0	0/0	1	11.1	9	3	2	4	17	2	0	0	49	.209	3	0	2	1	1
2021	6.00	1-0	3	2	0	0/0	0	3.0	6	3	2	0	3	0	0	0	15	.429	3	0	0	1	0
TOTAL	2.51	3-0	10	2	0	0/0	1	14.1	15	6	4	4	20	2	0	0	64	.263	6	0	2	2	1

ACCOLADES

Collegiate Baseball Freshman All-American (2020)

FRESHMAN (2020)

Quickly established himself as one of Cal's top pitchers & earned Freshman All-American honors ... Logged 11.1 innings over seven appearances on the mound ... Owned a 1.59 ERA, 17 strikeouts & a .209 opposing batting average against ... Allowed just two earned runs on nine hits & four walks allowed ... Earned a two-inning save against San Jose State (March 10) ... Struck out the side in his collegiate debut at Long Beach State (Feb. 14) ... Posted three strikeouts in four of his seven appearances.

HIGH SCHOOL

Graduated from Woodside High School (Redwood City, Calif.) ... The four-year letter winner was the PAL Player of the Year as a senior ... Two-time team MVP at Woodside as a junior & senior ... Career batting average of .392 & had 102 strikeouts in 51 innings as a senior ... Played club ball for PUF Caps ... Also a two-year letter winner in football at Woodside.

PERSONAL

Full name is Joseph Daniel King ... Born on Feb. 23, 2001 in Redwood City, Calif. ... Son of Evro & Mark King ... Has one sibling, Dimitri ... Hobbies include reading & writing.

JOHN LAGATTUTA

POS	HT	WT	B/T	YR
OF	6-0	200	L/R	Sr.

DAVIS, CALIFORNIA
DAVIS HS

CAREER HIGHS

CATEGORY	HIGHS	OPPONENT (LAST TIME)	DATE
Hits	3	CBU	3/20/21
RBI	3	2x (at SJSU)	3/30/21
Runs	3	CBU	3/20/21
HR	1	4x (at SJSU)	3/30/21
SB	1	Saint Mary's	3/4/21
Walks	1	12x (at Utah)	3/27/21
Strikeouts	3	at Washington	5/24/19

CAREER STATISTICS

Year	avg	gp-gs	ab	r	h	2b	3b	hr	rbi	tb	slg%	bb	hbp	so	gdp	ob%	sf	sh	sb-att	po	a	e	fld%
2018	.000	5-1	7	1	0	0	0	0	1	0	.000	2	1	4	0	.300	0	0	0-0	1	0	0	1.000
2019	.152	19-8	33	4	5	2	0	2	6	13	.394	2	0	12	0	.200	0	1	0-0	8	0	0	1.000
2020	.238	9-4	21	0	5	0	0	0	3	5	.238	1	0	8	0	.273	0	0	0-0	3	0	0	1.000
2021	.274	24-16	62	11	17	2	1	2	11	27	.435	7	0	11	0	.338	2	0	1-1	6	1	0	1.000
TOTAL	.220	57-29	123	16	27	4	1	4	21	45	.366	12	1	35	0	.290	2	1	1-1	18	1	0	1.000

JUNIOR (2020)

Played in nine of Cal's 16 games & made four starts as a junior ... Slashed .238/.238/.273 over 21 at-bats ... Drove in three runs, all coming in a 2-for-3 effort at Long Beach State (Feb. 15).

SOPHOMORE (2019)

Made eight starts over 19 games played as a sophomore ... Six of his eight starts came at DH (one in right field, one in left field) ... Batted .152 in 33 at-bats with two doubles, two home runs & six RBI ... Delivered a two-run, pinch-hit double vs. Washington State (April 5) ... Slugged his first collegiate home run in a start vs. Oregon (April 28) ... Also tallied a home run vs. Stanford (May 11).

FRESHMAN (2018)

Played in five games with one start ... Drove in one run in his collegiate debut vs. Cal State Bakersfield (Feb. 24) ... Earned his first start in right field vs. Brown (March 11) ... Also saw time vs. Xavier, Stanford & USC.

HIGH SCHOOL

Graduated from Davis High School (Davis, Calif.) where he was named the 2017 Male Athlete of the Year ... Impressed during a standout senior season, hitting .451 with a .500 OBP, 46 hits, 38 RBI, 33 runs ... Named Delta League MVP, All-Delta League First Team selection, All-City First Team (SportsStars Magazine), All-Metro First Team, MaxPreps First Team, All-State & All-NorCal First Team in 2017 ... Was also the Davis Enterprise Male Athlete of the Year, Cal-Hi Sports First Team selection & the Bobby Jones MVP ... Led Delta League in batting average, slugging percentage & hits as a senior ... Played club ball for the NorCal Black Sox, earning 2017 California All-Region Honorable Mention & was named to the 2016 PG World Series All-Tournament Team ... Also excelled on the gridiron & played two years of varsity football as a quarterback & safety ... Named to All-Delta League First Team and All-Metro First Team as a football player in 2016 ... Was a 2017 AP Scholar with Distinction & 2016 AP Scholar ... Earned the Seal of Biliteracy & owned a 4.3 GPA ... Business Manager of the Davis HS student newspaper, the Blue Devil HUB.

PERSONAL

Born on Oct. 18, 1999 in Ann Arbor, Mich. ... Son of Kristin & Frank Lagattuta ... Has two siblings, Kaitlyn and Sarah ... Sister, Kaitlyn, plays softball at Stanford.

MEET THE BEARS: RETURNERS

BEN LAKE

POS	HT	WT	B/T	YR
RHP	6-2	211	R/R	So.

WOODLAND HILLS, CA.
AGOURA HS

CAREER HIGHS

CATEGORY	HIGHS	OPPONENT (LAST TIME)	DATE
Innings Pitched	1.2	at UC Santa Barbara	2/17/20
Hits	-	-	-
Runs	-	-	-
Earned Runs	-	-	-
Walks	1	at UC Santa Barbara	2/17/20
Strikeouts	3	at UC Santa Barbara	2/17/20

CAREER STATISTICS

Year	era	w-l	app	gs	cg	sho	sv	ip	h	r	er	bb	so	2b	3b	hr	bf	bavg	wp	hbp	bk	sfa	sha
2020	0.00	0-0	1	0	0	0/0	0	1.2	0	0	0	1	3	0	0	0	7	.000	0	1	0	0	0
TOTAL	0.00	0-0	1	0	0	0/0	0	1.2	0	0	0	1	3	0	0	0	7	.000	0	1	0	0	0

FRESHMAN (2020)

Made one appearance on the mound as a freshman ... Threw 1.2 hitless innings & struck out three batters at UC Santa Barbara (Feb. 17).

HIGH SCHOOL

Graduated from Agoura High School (Agoura Hills, Calif.) as his class Salutatorian ... Named to the 2019 All-Marmonte League Team ... Played club ball for GBG Marucci & SoCal Giants ... A four-time Scholar Athlete honoree ... Also a member of Agoura HS' Sports Debate Club.

PERSONAL

Full name is Benjamin Nikolas Lake ... Born on June 10, 2001 in Woodland Hills, Calif. ... Son of Christine & Ken Lake ... Has one younger sibling, Cydney ... Postgraduate goals include a professional career as an Aerospace Engineer.

CONNOR MACK

POS	HT	WT	B/T	YR
OF	6-3	209	R/R	Sr.

SAN JOSE, CALIFORNIA
BELLARMINE COLLEGE PREPARATORY

CAREER HIGHS

CATEGORY	HIGHS	OPPONENT (LAST TIME)	DATE
Hits	3	2x (Pacific)	2/19/21
RBI	3	Long Beach State	3/30/19
Runs	2	3x (Stanford)	5/11/19
HR	1	3x (LMU)	3/12/21
SB	1	6x (TCU)	5/31/19
Walks	2	LMU	3/13/21
Strikeouts	4	at Pacific	2/21/21

CAREER STATISTICS

Year	avg	gp-gs	ab	r	h	2b	3b	hr	rbi	tb	slg%	bb	hbp	so	gdp	ob%	sf	sh	sb-att	po	a	e	fld%
2018	.200	14-0	5	2	1	0	0	0	1	1	.200	1	0	3	0	.286	1	0	2-2	1	0	1	.500
2019	.226	37-24	106	15	24	7	1	2	13	39	.368	5	3	23	1	.276	2	1	4-4	67	4	2	.973
2020	.077	11-5	13	0	1	0	0	0	0	1	.077	0	0	5	0	.077	0	0	0-0	10	0	0	1.000
2021	.189	15-10	37	4	7	0	0	1	4	10	.270	4	3	16	0	.318	0	0	0-0	17	0	0	1.000
TOTAL	.205	77-39	161	21	33	7	1	3	18	51	.317	10	6	47	1	.272	3	1	6-6	95	4	3	.971

ACCOLADES

CoSIDA Academic All-District 8 First Team (2020) ... Pac-12 Spring Academic Honor Roll (2020) ... Pac-12 All-Academic First Team (2019)

JUNIOR (2020)

Played in 11 of Cal's 16 games & made five starts ... All five starts came in left field ... Batted .077 (1-for-13) with his lone hit coming at Long Beach State (Feb. 15) ... Posted a perfect 1.000 fielding percentage in 10 defensive chances ... Excelled academically & was one of 11 student-athletes named to the CoSIDA Academic All-District 8 First Team ... Named to the Pac-12 Spring Academic Honor Roll.

SOPHOMORE (2019)

Played in 37 games with 24 starts as a sophomore ... Batted .226 with 15 runs scored & 13 RBI ... Added seven doubles, two home runs & one triple ... Tallied a season-high three hits with two runs vs. Stanford (May 11) ... Went 2-for-4 with a double & a season-best three RBI vs. Long Beach State (March 30) ... Delivered a go-ahead two-run home run in the eighth inning to key a win at Utah (May 4) ... Missed several games early in the season with an ankle injury ... Earned a spot on the Pac-12 All-Academic First Team.

FRESHMAN (2018)

Played in 14 games as a true freshman, serving primarily as a late-game defensive replacement & pinch runner ... Collected one hit in five at-bats with two runs & one RBI ... Singled in his first collegiate at-bat vs. Cal State Bakersfield (Feb. 24) ... Saw action vs. three Pac-12 foes.

HIGH SCHOOL

Four-year letter winner at Bellarmine College Preparatory (San Jose, Calif.) & the WCAL Player of the Year in 2017 ... Named WCAL Player of the Year & team MVP as a senior in 2017 ... Prep accolades included San Francisco Chronicle All-Metro First Team, MaxPreps All-State Second Team, Bay Area News Group's All-Bay Area First Team, All-CCS First Team, All-NorCal First Team & Boras Classic North Offensive MVP ... Career prep numbers included a slash line of .322/.406/.481 along with 18 doubles, four triples, four home runs, 55 runs & 35 stolen bases ... Slashed .357/.452/.595 as a senior at Bellarmine College Prep ... Accomplished student earned the Matteo Ricci Award for general excellence & was a Student-Athlete Award winner after maintaining a 4.6 GPA in high school.

PERSONAL

Born on June 22, 1999 ... Son of Kristin Schafer & Jim Mack ... Has one sibling, Linnea ... Comes from a very athletic family background ... Sister, Linnea, swam at UCLA ... Mother, Kristin, played basketball at UC Santa Cruz ... Father, Jim, played basketball at UMass-Amherst ... Grandfather, Walt Schafer, ran track at Michigan ... Major: Computer Science ... Hobbies include acoustic guitar, rock climbing & cooking.

MEET THE BEARS: RETURNERS

NATHAN
MANNING

POS	HT	WT	B/T	YR
OF	6-0	184	L/R	So.

MISSION VIEJO, CALIFORNIA
CAPISTRANO VALLEY HS

CAREER HIGHS

CATEGORY	HIGHS	OPPONENT (LAST TIME)	DATE
Hits	5	CBU	3/20/21
RBI	4	CBU	3/20/21
Runs	2	5x (USC)	4/3/21
HR	--	--	--
SB	1	3x (USC)	4/3/21
Walks	1	6x (USC)	4/1/21
Strikeouts	1	4x (USC)	4/1/21

CAREER STATISTICS

Year	avg	gp-gs	ab	r	h	2b	3b	hr	rbi	tb	slg%	bb	hbp	so	gdp	ob%	sf	sh	sb-att	po	a	e	fld%
2020	.000	5-0	2	0	0	0	0	0	0	0	.000	1	0	1	0	.333	0	0	0-0	1	0	0	1.000
2021	.500	19-10	40	15	20	2	0	0	7	22	.550	5	1	3	0	.565	0	1	3-3	24	2	1	.963
TOTAL	.476	24-10	42	15	20	2	0	0	7	22	.524	6	1	4	0	.551	0	1	3-3	25	2	1	.964

FRESHMAN (2020)

Played in five games as a pinch-hitter or defensive substitution during freshman season ... Went 0-for-2 in his lone at-bats at UC Santa Barbara (Feb. 17) & TCU (Feb. 29) ... Drew one walk against No. 10 Michigan (March 4).

HIGH SCHOOL

Graduated from Capistrano Valley High School (Mission Viejo, Calif.) ... All-CIF & All-County outfielder who led Cougars capture the 2018 CIF-SS Division 1 baseball title ... Batted .392 with 40 hits & 18 RBI in his senior season Also a varsity letter winner in basketball & football (quarterback) at Capistrano Valley HS ... Led Capistrano Valley HS football to 2018 CIF Division 3 semifinals ... Threw for 3,500 yards & 49 touchdowns as a senior at Capistrano Valley HS ... Totaled a school-record 108 touchdowns at Capistrano Valley HS ... Three-time All-League, two-time All-CIF & one-time All-State selection ... Won 2017 CIF Basketball Championship ... Played summer ball for the Utah Marshalls ... Was a finalist for Capistrano Valley HS Student of the Year & an eight-time Honor Roll selection.

PERSONAL

Full name is Nathan Daniel Manning ... Born on Sept. 14, 2000 in Mission Viejo, Calif. ... Son of Theresa & Tim Manning ... Has two younger sisters, Leah & Rachel ... Father, Tim, is former Cal football player & 1994 graduate Aunt, Megan, graduated from Cal.

NATHAN
MARTORELLA

POS	HT	WT	B/T	YR
1B	6-1	224	L/L	So.

SALINAS, CALIFORNIA
SALINAS HS

CAREER HIGHS

CATEGORY	HIGHS	OPPONENT (LAST TIME)	DATE
Hits	3	2x (LMU)	3/13/21
RBI	7	Saint Mary's	3/4/21
Runs	3	2x (at UC Santa Barbara)	2/17/20
HR	2	Saint Mary's	3/4/21
SB	-	-	-
Walks	2	6x (CBU)	3/20/21
Strikeouts	3	at San Francisco	2/27/21

CAREER STATISTICS

Year	avg	gp-gs	ab	r	h	2b	3b	hr	rbi	tb	slg%	bb	hbp	so	gdp	ob%	sf	sh	sb-att	po	a	e	fld%
2020	.241	15-14	54	11	13	2	0	3	8	24	.444	11	0	8	1	.369	0	0	0-0	62	2	2	.970
2021	.235	26-26	98	11	23	2	0	3	19	34	.347	13	1	18	4	.327	1	0	0-0	157	8	1	.994
TOTAL	.237	41-40	152	22	36	4	0	6	27	58	.382	24	1	26	5	.343	1	0	0-0	219	10	3	.987

ACCOLADES

MLB First-Year Player Draft selection (2019 - 30th round, Boston)

FRESHMAN (2020)

Made immediate impact as a freshman with 14 starts in 15 games played ... Split time between first base & designated hitter ... Slashed .241/.444/.369 54 at-bats, the fifth most on the team ... Led Cal with three home runs, all coming in the final four games of the season (March 6-10) ... Ranked among team leaders in OPS (.813), runs scored (11), walks (11), hits (13) & doubles (2) ... Earned his first collegiate start in the Bears' season opener at Long Beach State (Feb. 14) ... Played key role in Cal's first win of the year at Long Beach State (Feb. 16), going 3-for-4 with two doubles, three runs & one RBI ... Totaled four multi-hit performances, including two straight to end the season ... Posted a .970 fielding percentage over 66 defensive chances.

HIGH SCHOOL

Graduated from Salinas High School (Salinas, Calif.) in 2019 ... Drafted by the Boston Red Sox in the 30th round of the 2019 MLB First-Year Player Draft, but did not sign ... Four-time All-League & All-County selection ... Excelled in the classroom with a 3.9 GPA & was a four-time honor role student ... Two-year football letterman at Salinas, earning a pair of All-League selections ... Prep career highlight was playing in the Bronco World Series.

PERSONAL

Full name is Nathan Adam Martorella ... Born on Feb. 18, 2001 in Monterey, Calif. ... Son of Gina & Kirk Martorella ... Has two siblings, Kyle & Marie ... Mother, Gina, played tennis at Fresno State ... Relative, Mike Martorella, played professionally for the Los Angeles Angels.

MEET THE BEARS: RETURNERS

VAUGHN
MAUTERER

POS	HT	WT	B/T	YR
RHP	5-10	185	R/R	So.

SAN RAFAEL, CALIFORNIA
MARIN CATHOLIC HS

CAREER HIGHS

CATEGORY	HIGHS	OPPONENT (LAST TIME)	DATE
Innings Pitched	2.1	St. John's	2/22/20
Hits	3	2x (CBU)	3/19/21
Runs	4	at Utah	3/28/21
Earned Runs	4	at Utah	3/28/21
Walks	3	Saint Mary's	3/4/21
Strikeouts	2	3x (CBU)	3/19/21

CAREER STATISTICS

Year	era	w-l	app	gs	cg	sho	sv	ip	h	r	er	bb	so	2b	3b	hr	bf	bavg	wp	hbp	bk	sfa	sha
2020	7.71	1-1	8	0	0	0/0	0	9.1	9	8	8	7	5	3	0	1	44	.257	2	1	0	0	1
2021	9.39	1-0	7	0	0	0/0	0	7.2	11	8	8	8	6	4	0	0	43	.314	0	0	0	0	0
TOTAL	8.47	2-1	15	0	0	0/0	0	17.0	20	16	16	15	11	7	0	1	87	.286	2	1	0	0	1

FRESHMAN (2020)

Ranked second on the team with eight pitching appearances as a freshman ... Owned a 1-1 record & a 7.71 ERA over 9.1 innings pitched ... Held opposing batters to a .257 average against ... All eight appearances on the mound came in relief ... Tallied five strikeouts, including a pair in one inning of work vs. No. 10 Michigan (March 4) ... Allowed eight runs on nine hits & seven walks issued ... Tossed a season-best 2.1 scoreless innings vs. St. John's (Feb. 22) ... Added two more scoreless innings vs. San Jose State (March 10).

HIGH SCHOOL

Graduated from Marin Catholic High School (Kentfield, Calif.) in 2019 ... Two-time All-League First Team selection ... Was team's captain as a senior ... Batted .341 as a senior & owned a 0.82 ERA over three years of varsity baseball ... Member of Marin Catholic's football team, helping lead them to three consecutive section titles ... Led Marin Catholic in receiving yards & receiving touchdowns as a senior ... Played summer ball with the California Warriors Member of Marin Catholic HS Dean's List & earned school's biliteracy award for excellence in Spanish ... Additionally a member of school's 200-service-hour club & was a two-time AP Scholar award recipient.

PERSONAL

Full name is Vaughn Bonus Mauterer ... Born on Oct. 13, 2000 in London, England ... Son of Rich Mauterer & Sharman Bonus ... Has one brother, Harry ... Uncle played football at Dartmouth & cousin played football at Hofstra.

GARRET
NIELSEN

POS	HT	WT	B/T	YR
OF	6-2	222	R/R	RSo.

CARLSBAD, CALIFORNIA
CHRISTIAN HS

CAREER HIGHS

CATEGORY	HIGHS	OPPONENT (LAST TIME)	DATE
Hits	2	Long Beach State	3/30/19
RBI	2	2x (Oregon)	4/27/19
Runs	1	4x (Oregon)	4/26/19
HR	-	-	-
SB	-	-	-
Walks	2	Long Beach State	3/31/19
Strikeouts	3	2x (Stanford)	5/10/19

CAREER STATISTICS

Year	avg	gp-gs	ab	r	h	2b	3b	hr	rbi	tb	slg%	bb	hbp	so	gdp	ob%	sf	sh	sb-att	po	a	e	fld%
2019	.200	17-14	40	4	8	4	0	0	5	12	.300	4	0	12	1	.261	2	0	0-0	12	0	0	1.000
TOTAL	.200	17-14	40	4	8	4	0	0	5	12	.300	4	0	12	1	.261	2	0	0-0	12	0	0	1.000

FRESHMAN (2019)

Played in 17 games with 14 starts as a true freshman ... Made 11 of his 14 starts in left field (three at DH) ... Batted .200 with eight hits, four doubles, four walks & five RBI ... Went 2-for-3 with two RBI & one run scored in his first collegiate start vs. Long Beach State (March 30) ... Doubled in three straight games at Arizona (April 14) & at UCLA (April 18-19) ... Tallied a pair of RBI in a 1-for-4 effort vs. Oregon (April 27).

HIGH SCHOOL

Graduated from Christian High School (El Cajon, Calif.) ... Standout performer at Christian HS, batting .395 with 102 hits, 66 runs, 56 hits & 15 home runs in his prep career ... Two-time All-CIF selection ... Also a varsity letter winner in basketball & football ... Eight-time member of Principal's Honor Roll & a two-time All-League Academic Team selection ... Played travel ball for San Diego Show.

PERSONAL

Born on Dec. 2, 1999 in Carlsbad, Calif. ... Son of Todd Nielsen & Ginger Helgeson ... Has one sibling, Trent Nielsen ... Mother, Ginger, was a professional tennis player & climbed as high as the No. 29 player in the world singles rankings; was also a three-time All-American, three-time West Coast Conference singles champion & 2008 Pepperdine Athletic Hall of Fame inductee ... Hobbies include snowboarding, golf & riding dirt bikes.

MEET THE BEARS: RETURNERS

KESHAWN
OGANS

POS	HT	WT	B/T	YR
INF	5-9	180	R/R	So.

DALY CITY, CALIFORNIA
SACRED HEART CATHEDRAL PREP

CAREER HIGHS

CATEGORY	HIGHS	OPPONENT (LAST TIME)	DATE
Hits	3	at Utah	3/26/21
RBI	4	at Utah	3/26/21
Runs	3	St. John's	2/23/20
HR	1	St. John's	2/23/20
SB	1	at Pacific	2/21/21
Walks	3	St. John's	2/21/20
Strikeouts	3	San Francisco	2/26/21

CAREER STATISTICS

Year	avg	gp-gs	ab	r	h	2b	3b	hr	rbi	tb	slg%	bb	hbp	so	gdp	ob%	sf	sh	sb-att	po	a	e	fld%
2020	.195	13-11	41	6	8	1	0	1	3	12	.293	4	1	9	2	.283	0	0	0-1	17	28	4	.918
2021	.181	23-22	72	7	13	1	1	0	10	16	.222	4	5	17	1	.268	1	0	2-2	32	52	6	.933
TOTAL	.186	36-33	113	13	21	2	1	1	13	28	.248	8	6	26	3	.273	1	0	2-3	49	80	10	.928

FRESHMAN (2020)

Emerged as a promising middle infielder for Cal during freshman season ... Made 11 starts over 13 games played ... Earned starting shortstop role vs. St. John's (Feb. 21) & reached base four times (one hit, three walks) ... Made collegiate debut at UC Santa Barbara (Feb. 17) ... Smacked a solo home run & went 2-for-3 with three runs in Cal's win over St. John's (Feb. 23) ... Had another two-hit effort the following weekend at No. 21 TCU (Feb. 28), going 2-for-3 with a double & one RBI ... Owned a .918 fielding percentage in 49 defensive chances.

HIGH SCHOOL

Graduated from Sacred Heart Cathedral Preparatory (San Francisco, Calif.) ... San Francisco Italian Athletic Club Athlete of the Year ... Chronicle 2018 & 2019 All-Metro Honorable Mention ... 2019 Rawlings Perfect Game Pre-Season California Region Honorable Mention ... Two-time All-WCAL selection (First Team, 2018; Second Team, 2019) ... Two-time Team MVP for SHCP ... Batted .365 with 35 hits, 11 doubles, 3 triples, 3 home runs, 32 runs & 17 RBIs in 28 games as a senior ... Batted .351 with 27 hits, 9 doubles, 1 triple, 23 runs & 11 RBIs in 28 games as a junior ... Played six positions (CF, LF, RF, SS, 2B, 3B) as a top utility player through three years of varsity baseball ... Also played football for SHCP as a quarterback, cornerback & punt returner ... Earned school's English Department Award for Literature & Science as a junior & the Spanish Department Award as a freshman ... Member of Kiva Club as a senior.

PERSONAL

Full name is Keshawn Jevawn Ogans ... Born on Aug. 26, 2001 in San Francisco, Calif. ... Son of Kevin Ogans & Josephine Abecilla-Ogans ... Has six siblings, including Kevin Ogans Jr., Kenneth Ogans, Kendall Ogans, Jeremy Lopez, Jeanelle Lopez-Ben & Jessica Lopez ... Hobbies include playing other sports including basketball or football & hanging out with friends & family.

CARSON
OLSON

POS	HT	WT	B/T	YR
RHP	6-2	210	R/R	Sr.

CLOVIS, CALIFORNIA
BUCHANAN HS

CAREER HIGHS

CATEGORY	HIGHS	OPPONENT (LAST TIME)	DATE
Innings Pitched	2.2	Pepperdine	2/16/19
Hits	5	San Jose State	3/10/20
Runs	5	San Jose State	3/10/20
Earned Runs	5	San Jose State	3/10/20
Walks	2	3x (Michigan)	3/4/20
Strikeouts	2	5x (San Jose State)	3/10/20

CAREER STATISTICS

Year	era	w-l	app	gs	cg	sho	sv	ip	h	r	er	bb	so	2b	3b	hr	bf	bavg	wp	hbp	bk	sfa	sha
2018	1.23	0-0	6	0	0	0/1	0	7.1	5	1	1	4	5	0	0	0	31	.200	0	1	0	1	0
2019	4.76	0-0	11	0	0	0/0	0	11.1	15	7	6	6	8	2	1	2	53	.326	2	0	1	0	1
2020	9.45	0-0	7	0	0	0/0	0	6.2	8	7	7	6	6	1	0	0	33	.296	0	0	0	0	0
TOTAL	4.97	0-0	24	0	0	0/1	0	25.1	28	15	14	16	19	3	1	2	117	.286	2	1	1	1	1

JUNIOR (2020)

Logged 6.2 innings pitched over seven relief appearances as a junior ... Did not receive a decision & posted a 9.45 ERA ... Allowed just two runs over his first 5.2 innings pitched before a difficult outing vs. San Jose State (March 10) ... Struck out six total batters, including at least one over his final five appearances ... Tossed 1.2 hitless innings against San Francisco (March 6).

SOPHOMORE (2019)

Made 11 appearances out of the bullpen & posted a 4.76 ERA ... Allowed 15 hits & seven runs (six earned) over 11.1 innings, with six walks & eight strikeouts ... Threw a scoreless inning with one strikeout to help nail down a victory over No. 25 BYU (April 29) ... Tossed one scoreless frame vs. TCU in the NCAA Fayetteville Regional ... Posted four consecutive scoreless outings midseason.

FRESHMAN (2018)

Valuable contributor out of the bullpen as a true freshman ... Finished the season with a 1.23 ERA in six appearances ... Allowed just one run in 7.1 innings pitched ... Made collegiate debut vs. Cal State Bakersfield (Feb. 24) ... Ended the year with five consecutive scoreless appearances vs. Stanford, BYU, USC (twice) & Creighton ... Went a season-long two scoreless frames at Creighton (May 19).

HIGH SCHOOL

Graduated from Buchanan High School (Clovis, Calif.) ... Was named Pitcher of the Year (2017) ... MaxPreps & Cal-Hi All-State selection in 2017 ... Went 12-0 with a 1.42 ERA, 64 strikeouts & an opposing batting average of .173 ... Tri-River Athletic Conference Pitcher of the Year in 2017 ... Did not play in 2016 due to injury ... Also played club ball for the Marlins Scout Team and the NorCal Red Sox ... Played summer ball in 2017 for the PUF Caps.

PERSONAL

Born Oct. 8, 1998 ... Son of Jeri and Clarke Olson ... Has one sibling, Connor ... Hobbies include fishing, wakeboarding and golfing ... Majoring in American Studies.

MEET THE BEARS: RETURNERS

CONNOR
OSWALT

POS	HT	WT	B/T	YR
LHP	5-11	175	L/L	So.

WINNETKA, CALIFORNIA
GROVER CLEVELAND CHARTER HS

CAREER HIGHS

CATEGORY	HIGHS	OPPONENT (LAST TIME)	DATE
Innings Pitched	1.0	Sacramento State	4/23/19
Hits	2	LMU	3/13/21
Runs	2	LMU	3/13/21
Earned Runs	2	LMU	3/13/21
Walks	1	4x (LMU)	3/13/21
Strikeouts	2	Sacramento State	4/23/19

CAREER STATISTICS

Year	era	w-l	app	gs	cg	sho	sv	ip	h	r	er	bb	so	2b	3b	hr	bf	bavg	wp	hbp	bk	sfa	sha
2019	9.00	0-0	2	0	0	0/0	0	1.0	1	1	1	1	2	0	0	1	6	.250	0	1	0	0	0
2021	10.80	0-0	3	0	0	0/0	0	1.2	2	2	2	3	1	1	0	0	10	.333	0	0	0	1	0
TOTAL	10.12	0-0	5	0	0	0/0	0	2.2	3	3	3	4	3	1	0	1	16	.300	0	1	0	1	0

FRESHMAN (2019)

Made two relief appearances on the mound as a freshman ... Earned his collegiate debut against Sacramento State (April 23) & logged one inning with two strikeouts ... Also pitched against Oregon (April 26).

HIGH SCHOOL

Graduated from Grover Cleveland Charter High School (Reseda, Calif.) in spring 2018 ... Three-year letterman at Grover Cleveland ... Posted a 2.03 ERA & earned Los Angeles City Section All-League honors in 2017 ... Played in state title game at Dodger Stadium as a sophomore ... Awarded the school's President's Award for educational excellence as a senior.

PERSONAL

Full name is Connor William Oswalt ... Born on July 18, 1999 ... Son of Ryan & Mindy Oswalt ... Has one sibling, Tess.

NICK
PROCTOR

POS	HT	WT	B/T	YR
RHP	5-10	190	R/R	Jr.

PLEASANTON, CALIFORNIA
AMADOR VALLEY HS

CAREER HIGHS

CATEGORY	HIGHS	OPPONENT (LAST TIME)	DATE
Innings Pitched	4.1	Pacific	2/19/21
Hits	5	at Saint Mary's	3/7/21
Runs	7	at San Francisco	2/27/21
Earned Runs	7	at San Francisco	2/27/21
Walks	3	at San Francisco	2/27/21
Strikeouts	6	at Long Beach State	2/14/20

CAREER STATISTICS

Year	era	w-l	app	gs	cg	sho	sv	ip	h	r	er	bb	so	2b	3b	hr	bf	bavg	wp	hbp	bk	sfa	sha
2019	6.92	1-0	10	0	0	0/1	0	13.0	12	11	10	5	8	4	1	3	60	.245	2	4	0	1	1
2020	2.03	0-0	11	0	0	0/0	0	13.1	11	5	3	6	18	1	0	0	56	.224	2	0	0	1	0
2021	6.35	2-1	9	0	0	0/1	0	17.0	14	12	12	8	18	3	0	2	76	.219	0	4	0	0	0
TOTAL	5.19	3-1	30	0	0	0/2	0	43.1	37	28	25	19	44	8	1	5	192	.228	4	8	0	2	1

ACCOLADES

CoSIDA Academic All-District 8 First Team (2020) ... Pac-12 Spring Academic Honor Roll (2020)

SOPHOMORE (2020)

Was Cal's top relief pitcher, appearing in a team-high 11 games out of the bullpen ... Struck out 18 batters over 13.1 innings & posted a 2.03 ERA ... Held opposing batters to a .224 average against & just three earned runs allowed ... Recorded career-highs of 3.0 innings pitched & six strikeouts in an outstanding season debut at Long Beach State (Feb. 14) ... Had four appearances of at least 1.2 innings in which he did not allow an earned run ... Did not earn a decision on the mound ... Excelled academically & was one of 11 student-athletes named to the CoSIDA Academic All-District 8 First Team ... Named to the Pac-12 Spring Academic Honor Roll.

FRESHMAN (2019)

Made 10 appearances out of the bullpen and went 1-0 with a 6.92 ERA in his first season ... Threw 13.0 innings and allowed 12 hits, 11 runs (10 earned) and five walks with eight strikeouts ... Notched his first collegiate victory vs. USF (March 19), tossing two innings in relief with two strikeouts ... Didn't allow a run in six of his 10 appearances.

HIGH SCHOOL

Graduated from Amador Valley HS where he was an honor roll student ... Earned 2018 Team MVP honors & was an All-NorCal First Team & All-NCS First Team selection ... Named Amador Valley's rookie of the year as he helped the team win the AVHS title in 2017 ... Hit .397 with 18 RBI in 2017 & followed that in 2018 by hitting .388 with 21 RBIs & three home runs ... Compiled a 2.95 ERA & 24 strikeouts in 19 innings pitched on the mound ... Also played for the Danville Hoots & helped the team take second place at the Connie Mack World Series in 2017 ... Also played tennis and soccer.

PERSONAL

Son of Jon and Hyangsuk Proctor ... Has one sibling, Julia Proctor ... Hobbies include collecting MLB memorabilia and hiking with his dogs.

MEET THE BEARS: RETURNERS

AARON
ROBERTS

POS	HT	WT	B/T	YR
P/INF	6-2	221	R/R	RFr.

LAS VEGAS, NEVADA
DESERT OASIS HS

CAREER HIGHS

CATEGORY	HIGHS	OPPONENT (LAST TIME)	DATE
Innings Pitched	2.0	CBU	3/19/21
Hits	3	USC	4/1/21
Runs	3	USC	4/1/21
Earned Runs	3	USC	4/1/21
Walks	3	at Utah	3/28/21
Strikeouts	4	CBU	3/19/21

CAREER STATISTICS

Year	era	w-l	app	gs	cg	sho	sv	ip	h	r	er	bb	so	2b	3b	hr	bf	bavg	wp	hbp	bk	sfa	sha
2021	0.00	1-0	6	1	0	0/0	0	7.1	5	3	0	6	12	2	0	0	34	.192	1	2	0	0	0
TOTAL	0.00	1-0	6	1	0	0/0	0	7.1	5	3	0	6	12	2	0	0	34	.192	1	2	0	0	0

ACCOLADES

MLB First-Year Player Draft selection (2019 - 15th round, Boston).

FRESHMAN (2020)

Did not play due to a season-ending injury suffered in the preseason.

HIGH SCHOOL

Graduated from Desert Oasis High School (Las Vegas, Nev.) ... Drafted by the Boston Red Sox in the 15th round of the 2019 MLB First-Year Player Draft, but did not sign ... Was named the 2019 Nevada Gatorade Player of the Year Was Perfect Game USA's top-ranked player in the state of Nevada's 2019 class ... 2019 MaxPreps High School Baseball First Team All-American, ABCA/Rawlings All-Region 8 Team selection & Collegiate Baseball News First Team All-American ... 2019 Desert Region Player of the Year & First Team selection ... 2019 Nevada Preps First Team All-State selection & PBR Nevada Player of the Year ... Named 2019 Male Athlete of the Year by Las Vegas Sun ... Led Desert Oasis to state title in 2019 ... Team captain & a four-year varsity letter winner ... Set Desert Oasis single-season & career records for home runs, RBI & strikeouts (pitching) ... Was an All-State Academic selection ... Played club ball for the PUF Caps.

PERSONAL

Full name is Aaron Kalani Roberts ... Born on Dec. 19, 2000 in Fairfield, Calif. ... Son of Maria & Darryl Roberts ... Has six siblings, Asia, Vanessa, Jacob, Austin, Adrianna & Brandon ... Father, Darryl, played collegiate basketball ... Cousin, Braxton Lane, played baseball for the Texas Rangers ... Hobbies include computer games, hanging out with friends, piano & voice impressions.



MITCHELL
SCOTT

POS	HT	WT	B/T	YR
RHP	6-1	222	R/R	Jr.

SAN MATEO, CALIFORNIA
SIERRA HS

CAREER HIGHS

CATEGORY	HIGHS	OPPONENT (LAST TIME)	DATE
Innings Pitched	3.0	2x (Saint Mary's)	2/28/19
Hits	5	at SJSU	3/30/21
Runs	4	at SJSU	3/30/21
Earned Runs	4	at SJSU	3/30/21
Walks	4	at Sacramento State	3/26/19
Strikeouts	5	BYU	2/18/19

CAREER STATISTICS

Year	era	w-l	app	gs	cg	sho	sv	ip	h	r	er	bb	so	2b	3b	hr	bf	bavg	wp	hbp	bk	sfa	sha
2019	6.35	1-2	8	3	0	0/1	0	11.1	10	9	8	14	11	2	0	1	57	.244	3	1	0	1	0
2020	3.60	0-0	3	1	0	0/0	1	5.0	4	2	2	4	7	0	0	1	22	.222	2	0	0	0	0
2021	6.14	1-1	5	0	0	0/0	0	7.1	11	5	5	4	5	3	0	0	36	.367	1	0	0	2	0
TOTAL	5.70	2-3	16	4	0	0/1	1	23.2	25	16	15	22	23	5	0	2	115	.281	6	1	0	3	0

SOPHOMORE (2020)

Made three appearances, including one start, as a sophomore ... Did not earn a decision & posted a 3.60 ERA over 5.0 innings of work ... Struck out seven batters, three of which came against No. 10 Michigan (March 4) in his 2.2 innings of scoreless relief ... Picked up the save in Cal's first win of the year at Long Beach State (Feb. 16) with one scoreless inning pitched ... Earned his fourth career start vs. San Jose State (March 10) & went 1.1 innings.

FRESHMAN (2019)

Appeared in eight games (three starts) & went 1-2 with a 6.35 ERA ... Pocketed his first collegiate victory at Washington (May 24) by entering a bases-loaded situation & getting a strikeout to end the threat ... Went 0-2 with a 7.04 ERA in his three starting assignments as the "opener" ... In five relief appearances, went 1-0 with a 4.91 ERA ... First career outing came was a start vs. BYU (Feb. 18), when he went three innings, surrendered two earned runs and struck out a season-high five batters.

HIGH SCHOOL

Graduated from Serra High School (San Mateo, Calif.) ... Played in West Coast Athletic League ... Went 7-1 with a 1.40 ERA, 56 strikeouts & 60 innings pitched while leading Serra to WCAL title in 2018 ... Was a All-NorCal First Team, All-State Second Team, Perfect Game All-American Honorable Mention & California Region Honorable Mention ... Also had success in 2017, going 3-1 with a 1.16 ERA & 56 strikeouts in 54.1 innings pitched ... Named All-WCAL First Team & Serra's Pitcher of the Year in 2017 ... Played travel ball for NorCal Baseball and played for the California Warriors in the summer of 2017 ... Accomplished student made the Principal's List (above a 4.0 weighted GPA) eight times at Serra.

PERSONAL

Son of Celeste and Jeff Scott ... Has two siblings, Logan & Trevor ... Brother, Logan, pitched for Cal from 2011-13 & was a member of the Golden Bears squad that reached the College World Series in 2011 ... Major: Business Administration ... Hobbies include recreational sports, golfing, fishing and watching movies.

MEET THE BEARS: RETURNERS

QUENTIN
SELMA

POS	HT	WT	B/T	YR
INF	6-3	205	L/R	Sr.

CLOVIS, CALIFORNIA
BUCHANAN HS

CAREER HIGHS

CATEGORY	HIGHS	OPPONENT (LAST TIME)	DATE
Hits	3	4x (at Utah)	3/27/21
RBI	5	2x (Saint Mary's)	3/4/21
Runs	3	6x (at Utah)	3/27/21
HR	2	Stanford	5/10/19
SB	1	St. John's	2/22/20
Walks	3	2x (San Francisco)	2/25/21
Strikeouts	3	3x (LMU)	3/12/21

CAREER STATISTICS

Year	avg	gp-gs	ab	r	h	2b	3b	hr	rbi	tb	slg%	bb	hbp	so	gdp	ob%	sf	sh	sb-att	po	a	e	fld%
2018	.103	17-8	29	3	3	0	0	0	1	3	.103	5	0	9	0	.229	1	0	0-0	7	1	0	1.000
2019	.311	43-37	161	35	50	14	0	10	27	94	.584	12	2	33	0	.366	0	0	0-0	18	72	7	.928
2020	.293	16-16	58	6	17	4	0	1	16	24	.414	12	1	15	0	.411	2	0	1-1	9	32	4	.911
2021	.313	26-26	99	20	31	3	0	6	25	52	.525	13	1	24	1	.388	3	0	0-0	80	36	5	.959
TOTAL	.291	102-87	347	64	101	21	0	17	69	173	.499	42	4	81	1	.368	6	0	1-1	114	141	16	.941

ACCOLADES

Pac-12 Player of the Week (Feb. 25, 2020) ... 2x Bobby Bragan Collegiate Slugger Award Watch List (2020, 2021) ... All-Pac-12 First Team (2019) ... All-Pac-12 Academic Honorable Mention (2019)

JUNIOR (2020)

Anchored Cal's third base position, starting all 16 games as a junior ... Was the Bears' most consistent hitter, leading the team in batting average (.293), OPS (.825), doubles (4), RBI (16), walks (12) & on-base percentage (.411) ... Named the Pac-12 Player of the Week (Feb. 25) after batting .538 (7-for-13) with 11 runs batted in and two extra-base hits in a four-game span ... Ripped his lone home run of the year, a three-run shot, vs. St. John's (Feb. 23) ... Set a career-high with five RBI at UC Santa Barbara (Feb. 17) ... Went 3-for-4 with two RBI & one double in Cal's first win of the year at Long Beach State (Feb. 16) ... Owned a .911 fielding percentage in 45 defensive chances ... Ranked as the No. 81 hitter in the nation by D1Baseball.com entering the season.

SOPHOMORE (2019)

All-Pac-12 First Team selection as a sophomore third baseman ... Earned the starting role at third base part way through the season ... Participated in the 2019 College Home Run Derby in Omaha in June ... Started 37 of 43 games played ... Batted .311 with 14 doubles, 10 home runs & 27 RBI ... Posted an on-base percentage of .366 & a slugging percentage of .584 ... Ranked fourth on the team in batting average & tied for the team lead in doubles ... Had 15 multi-hit games, with a high of three hits at Arizona on April 12 ... Homered twice vs. Stanford on May 10 ... Was an All-Pac-12 Academic Honorable Mention.

FRESHMAN (2018)

Played in 17 games & earned eight starts as a true freshman ... Saw time at first base, third base & designated hitter ... Tallied three hits, three runs scored & one RBI ... Notched his first collegiate hit in his debut appearance with a single at UC San Diego on Feb. 17 ... Also recorded hits against Cincinnati & Cal State Bakersfield.

HIGH SCHOOL

Graduated from Buchanan High School in 2017 ... Left Buchanan as the school's all-time saves leader ... Helped Buchanan become one of the nation's top baseball programs in 2017 ... Was named an All-State Second Teams selection & All-Tri-River Athletic Conference First Team pick in 2017 ... 2016 Valley & Tri-River Offensive Player of the Year & an All-State First Team player as a junior ... Hit .443 with 43 hits, 29 RBI, 10 doubles, five triples & four home runs as a junior ... Also appeared on the mound in 11 games, going 1-1 with a 1.31 ERA, six saves, 17 strikeouts & an opposing batting average of .119 ... Two-time Perfect Game Underclassman All-America Honorable Mention in 2015 & 2016 ... Was an Area Code Games participant for the Oakland Athletics ... Played club ball for the North Coast Reds & played for the PUF Caps in the summer of 2017.

PERSONAL

Full name is Quentin Bjorn Selma ... Born on June 8, 1998 in Clovis, Calif. ... Son of Tanja & Bart Selma ... Has one sibling, Courtney ... Grandfather, Dick Selma, won 42 games during a 10-year major league career, playing for the Mets, Padres, Phillies, Cubs, Angels & Brewers from 1965-1974 ... Major: American Studies ... Enjoys fishing, golfing, ping pong & basketball.

MEET THE BEARS: RETURNERS

JAKE SKIPWORTH

POS	HT	WT	B/T	YR
INF	6-3	223	R/R	So.

EASTVALE, CALIFORNIA
ELEANOR ROOSEVELT HS

CAREER HIGHS

CATEGORY	HIGHS	OPPONENT (LAST TIME)	DATE
Hits	1	at UC Santa Barbara	2/17/20
RBI	1	at UC Santa Barbara	2/17/20
Runs	-	-	-
HR	-	-	-
SB	-	-	-
Walks	-	-	-
Strikeouts	1	2x (CBU)	3/20/21

CAREER STATISTICS

Year	avg	gp-gs	ab	r	h	2b	3b	hr	rbi	tb	slg%	bb	hbp	so	gdp	ob%	sf	sh	sb-att	po	a	e	fld%
2020	1.000	1-0	1	0	1	1	0	0	1	2	2.000	0	0	0	0	1.000	0	0	0-0	0	0	0	.000
2021	.000	5-1	5	0	0	0	0	0	0	0	.000	0	1	2	0	.167	0	0	0-0	8	0	0	1.000
TOTAL	.167	6-1	6	0	1	1	0	0	1	2	.333	0	1	2	0	.286	0	0	0-0	8	0	0	1.000

FRESHMAN (2020)
Appeared in one game as a freshman ... Delivered a pinch-hit RBI double in his lone at-bat of the year at UC Santa Barbara (Feb. 17).

HIGH SCHOOL
Graduated from Eleanor Roosevelt High School (Eastvale, Calif.) in 2019 ... Two-time Big Eight First Team All-League selection ... Owns the Eleanor Roosevelt HS single-season hits record ... CNUSD Male Athlete of the Year IEBCA All-Star Game MVP ... Played summer ball for the Utah Marshals ... Earned high honors academically all four years at Eleanor Roosevelt HS.

PERSONAL
Full name is Jake Hunter Skipworth ... Born on Jan. 5, 2001 in Riverside, Calif. ... Son of Heather Skipworth ... Mother, Heather, played softball at Miami University (Ohio) ... Uncle, Kyle Skipworth, was No. 6 overall pick in 2008 MLB Draft & is a current member of the Cincinnati Reds organization ... Has postgraduate career plans of being a first responder/physical therapist.

HANCE SMITH

POS	HT	WT	B/T	YR
UTIL	5-10	190	R/R	Jr.

PETALUMA, CALIFORNIA
SANTA ROSA JC
CASA GRANDE HS

CAREER HIGHS

CATEGORY	HIGHS	OPPONENT (LAST TIME)	DATE
Hits	2	3x (USC)	4/3/21
RBI	4	at Utah	3/27/21
Runs	2	4x (at Utah)	3/27/21
HR	2	at Utah	3/27/21
SB	1	3x (at Saint Mary's)	3/6/21
Walks	2	3x (at LSU)	3/8/19
Strikeouts	3	at St. Mary's	3/3/19

CAREER STATISTICS

Year	avg	gp-gs	ab	r	h	2b	3b	hr	rbi	tb	slg%	bb	hbp	so	gdp	ob%	sf	sh	sb-att	po	a	e	fld%
2019	.159	24-13	44	10	7	4	0	2	6	17	.386	13	3	12	0	.377	1	0	1-1	10	26	4	.900
2020	.154	5-5	13	2	2	0	0	0	0	2	.154	2	1	6	0	.313	0	1	1-1	8	9	1	.944
2021	.313	14-8	32	8	10	2	0	3	5	21	.656	2	1	7	0	.361	1	0	2-2	41	12	0	1.000
TOTAL	.213	43-26	89	20	19	6	0	5	11	40	.449	17	5	25	0	.363	2	1	4-4	59	47	5	.955

JUNIOR (2020)
Played in & started five games at shortstop as a junior ... Started Cal's first four games of the season (Feb. 14-17) & its final game (March 10) ... Batted .154 (2-for-13) with two runs, two walks & one stolen base ... Recorded his two hits at Long Beach State (Feb. 14) & at UC Santa Barbara (Feb. 17) ... Posted a .944 fielding percentage in 18 defensive chances.

SOPHOMORE (2019)
Played in 24 games, including 13 starts at third base in his first season with the Bears ... Batted .159 with four doubles, two home runs & six RBI ... Drew 13 walks & posted a .377 on-base percentage ... Ripped his first collegiate home run vs. Stanford (May 11) ... Added his second home run at Washington (May 24) ... Made one appearance in right field vs. CSU Bakersfield (Feb. 15) & one appearance at shortstop vs. Oregon (April 28).

FRESHMAN (2018) (SANTA ROSA JC)
Started his collegiate career at Santa Rosa Junior College (Santa Rosa, Calif.) ... Batted .290 with eight home runs, 31 RBI, 38 runs & 13 stolen bases in 40 games played ... Posted a slugging percentage of .491 & on-base percentage of .399 ... Also tossed 7.1 innings on the mound & recorded 13 strikeouts ... Went 4-for-6 with five runs, three RBI & one home run at American River (March 23).

HIGH SCHOOL
Graduated from Casa Grande High School ... Casa Grande Team MVP in 2017 & was team's Defensive Player of the Year in 2015 & 2016 ... Standout student who graduated with honors & was a National Honor Society member ... Played club ball for the California Warriors ... Played for the St. Cloud Rox of the Northwoods League in the summer of 2018.

PERSONAL
Native of Petaluma, Calif. ... Son of Eric Smith & Becky Headstrom ... Has one sibling, Indya ... Member of the Petaluma National Little League team that competed at the Little League World Series in 2012 ... Grew up on a working cattle ranch ... Hobbies include working out and reading.

MEET THE BEARS: RETURNERS

DOM
SOUTO

POS	HT	WT	B/T	YR
C	5-9	173	R/R	Jr.

ROCKLIN, CALIFORNIA
WHITNEY HS

CAREER HIGHS

CATEGORY	HIGHS	OPPONENT (LAST TIME)	DATE
Hits	-	-	-
RBI	-	-	-
Runs	1	at Utah	3/28/21
HR	-	-	-
SB	-	-	-
Walks	1	2x (at Utah)	3/28/21
Strikeouts	1	at TCU	3/01/20

CAREER STATISTICS

Year	avg	gp-gs	ab	r	h	2b	3b	hr	rbi	tb	slg%	bb	hbp	so	gdp	ob%	sf	sh	sb-att	po	a	e	fld%
2019	.000	1-0	0	0	0	0	0	0	0	0	.000	1	0	0	0	1.000	0	0	0-0	0	1	0	1.000
2020	.000	2-1	2	0	0	0	0	0	0	0	.000	0	0	1	0	.000	0	0	0-0	7	1	0	1.000
2021	.000	1-0	0	1	0	0	0	0	0	0	.000	1	0	0	0	1.000	0	0	0-0	0	0	0	.000
TOTAL	.000	4-1	2	1	0	0	0	0	0	0	.000	2	0	1	0	.500	0	0	0-0	7	2	0	1.000

SOPHOMORE (2020)

Played in two games & earned one start as a backup catcher during his sophomore season ... Saw action in two of Cal's three games at No. 21 TCU ... Made his first collegiate start against the Horned Frogs (March 1) & went 0-for-2 at the plate ... Was a defensive replacement in the TCU series opener (Feb. 28) ... Posted a 1.000 fielding percentage in eight defensive chances & threw out one runner.

FRESHMAN (2019)

Saw limited action as a true freshman ... Was a defensive substitution at second baseball vs. Oregon (April 28) ... Drew a walk in his lone plate appearance of the season ... Recorded one assist defensively.

HIGH SCHOOL

Graduated from Whitney High School (Rocklin, Calif.) ... Named Whitney HS' MVP in 2018 & earned the Diego Subsilla Award ... Was a three-time All-Capital Valley Conference Second Team honoree ... Helped lead Whitney HS to the 2017 league title ... Career .353 hitter with a .450 on-base percentage at Whitney HS ... Played travel ball for the El Dorado Hills Vipers ... Excellent student, carrying a 4.2 GPA while earning Distinguished Scholar honors & the Community Service Award ... Member of school's Associated Student Body Leadership all four years ... Was Whitney HS Class President as a senior ... Received WJW Scholarship Award & the Christian Daniels Memorial Scholarship Award ... Interned at EKI Engineering in the summer of 2018, learning about civil engineering & the farming industry throughout the Central Valley and Redding area.

PERSONAL

Son of Jennifer & Brian Souto ... Has three siblings, Joey, Karly & Nina ... Great grandfather, Howard John Souto, graduated from Cal ... Major: Mechanical Engineering ... Postgraduate ambitions include working in the aerospace industry ... Hobbies include listening to music, playing basketball and instructing youth baseball players.

MEET THE BEARS: RETURNERS

SAM
STOUTENBOROUGH

POS	HT	WT	B/T	YR
RHP	6-3	185	R/R	Jr.

MONTEREY, CALIFORNIA
PALMA HS

CAREER HIGHS

CATEGORY	HIGHS	OPPONENT (LAST TIME)	DATE
Innings Pitched	7.1	at Utah	5/5/19
Hits	9	Central Connecticut	6/1/19
Runs	6	4x (Central Connecticut)	6/1/19
Earned Runs	6	2x (at Utah)	5/5/19
Walks	5	2x (at Washington)	5/23/19
Strikeouts	7	San Francisco	2/26/21

CAREER STATISTICS

Year	era	w-l	app	gs	cg	sho	sv	ip	h	r	er	bb	so	2b	3b	hr	bf	bavg	wp	hbp	bk	sfa	sha
2019	4.52	8-5	15	5	0	0/1	0	81.2	88	47	41	25	50	15	1	6	355	.277	5	7	1	1	4
2020	4.95	0-2	4	4	0	0/0	0	20.0	18	11	11	10	14	4	0	2	89	.234	0	1	0	0	1
2021	2.30	0-2	6	0	0	0/0	0	31.1	28	11	8	8	24	1	0	1	128	.235	3	1	0	0	0
TOTAL	4.06	8-9	25	9	0	0/1	0	133.0	134	69	60	43	88	20	1	9	572	.261	8	9	1	1	5

ACCOLADES

2018 MLB First-Year Player Draft selection (40th Round, Los Angeles Angels)

SOPHOMORE (2020)

Was Cal's No. 1 pitcher in the weekend rotation, making four Friday starts as a sophomore ... Went 0-2 with a 4.95 ERA over 20.0 innings pitched ... Owned an opposing batting average against of .234, allowing 18 hits against 89 batters faced ... Struck out 14 batters & issued 10 walks ... Threw a season-best 7.0 innings against San Francisco (March 6) in his final start ... Opened the year with 6.0 scoreless innings at Long Beach State (Feb. 14) ... Received four runs or less of support in three of his four starts.

FRESHMAN (2019)

Emerged as significant contributor to the pitching staff in his first season ... Made 15 appearances, the last five of which were starts ... Went 8-5 with a 4.52 ERA ... His eight wins led Cal & were tied for the fourth-most in the Pac-12 ... Allowed 88 hits, 47 runs (41 earned), 25 walks & struck out 50 in 81.2 innings pitched ... Made a particular impact as a long reliever early in season, seven times delivering relief outings of five or more innings ... Entered in relief & went seven innings in back-to-back outings to earn victories over Long Beach State & Washington State ... Allowed two or fewer runs in seven of his 15 appearances ... Earned the victory in relief at No. 7 Oregon State (March 22), holding the Beavers to two runs over 5.1 innings.

HIGH SCHOOL

Graduated from Palma High School (Salinas, Calif.) ... Selected by the Los Angeles Angels in the 40th Round of the 2018 MLB First-Year Player Draft, but did not sign ... Finished prep career with two standout seasons; went 5-2 with a 0.90 ERA, 93 strikeouts & 63 innings pitched as a senior & went 9-2 with a 0.61 ERA, 75 strikeouts & 68 innings pitched as a junior ... Member of the Oakland Athletics' 2017 Area Code Team.

PERSONAL

Son of Ann Stoutenborough ... Has two siblings, Molly & Matthew ... Hobbies include golf, working out & spending time with family & friends.

MEET THE BEARS: RETURNERS

SEAN
SULLIVAN

POS	HT	WT	B/T	YR
RHP	6-1	175	R/R	Jr.

WOODLAND HILLS, CA.
CHAMINADE COLLEGE PREPARATORY

CAREER HIGHS

CATEGORY	HIGHS	OPPONENT (LAST TIME)	DATE
Innings Pitched	6.1	at San Francisco	2/27/21
Hits	6	2x (at Utah)	3/27/21
Runs	4	3x (Pacific)	2/20/21
Earned Runs	4	2x (Pacific)	2/20/21
Walks	3	2x (USC)	4/3/21
Strikeouts	10	at San Francisco	2/27/21

CAREER STATISTICS

Year	era	w-l	app	gs	cg	sho	sv	ip	h	r	er	bb	so	2b	3b	hr	bf	bavg	wp	hbp	bk	sfa	sha
2019	5.88	2-1	21	2	0	0/0	4	26.0	28	21	17	16	29	2	0	6	127	.267	6	5	0	0	1
2020	1.59	0-1	2	2	0	0/0	0	5.2	3	1	1	4	3	1	0	0	23	.158	0	0	0	0	0
2021	3.82	2-1	7	7	0	0/0	0	33.0	26	15	14	9	31	3	0	2	137	.215	1	4	0	1	2
TOTAL	4.45	4-3	30	11	0	0/0	4	64.2	57	37	32	29	63	6	0	8	287	.233	7	9	0	1	3

SOPHOMORE (2020)

Worked his way back from a preseason injury to make two weekend starts on the mound as a sophomore ... Posted a 1.59 ERA over his two starts, which spanned 5.2 total innings pitched ... Allowed one run on three hits & went 0-1 ... Struck out three batters (all vs. San Francisco, March 8) & issued four walks ... Made his season debut at No. 21 TCU, throwing 2.0 innings while taking the loss ... Threw an optimistic 3.2 scoreless innings against the Dons (March 8), allowing just one hit ... Both appearances were on designated pitch counts.

FRESHMAN (2019)

Made 21 appearances (two starts) & posted a 2-1 record as a true freshman ... Tied for the team lead in saves (4) ... Totaled a 5.88 ERA, 29 strikeouts, 16 walks & a .267 batting average against ... Recorded saves in back-to-back outings early in the season vs. BYU (Feb. 18) & at Cal Poly (Feb. 23) ... Picked up a one-inning save in a 5-2 win at LSU (March 9) by tallying a pair of strikeouts ... Tossed three innings with five strikeouts - both season-bests - at Cal Poly (Feb. 23) ... His fourth save came at Arizona (April 12) ... Made his first collegiate start at Oregon State (March 22), tossing a pair of scoreless innings as a designated "opener" ... Crushed a two-run home run in his lone at bat of the season vs. USC (March 17) ... Helped lead the Cotuit Kettleers to the Cape Code League title over the summer ... Impressed throughout the summer with 48 strikeouts & a 2.08 ERA in 43.1 innings pitched ... Posted a 2-0 record during the Cape Cod League playoffs ... Earned the start & fanned five batters of 6.1 innings in a 10-3 win over Harwich in the title game.

HIGH SCHOOL

Graduated at Chaminade College Preparatory (West Hills, Calif.) ... Four-year letter winner at Chaminade ... Named to the CIF Southern Section All-Mission League Team ... Two-time (2017, 2018) Rawlings/Perfect Game Preseason All-American High Honorable Mention ... Also a 2018 All-California Region Second Team honoree ... Tossed 52 innings & went 9-3 with a 1.52 ERA, .204 batting average against & 69 strikeouts as a senior ... Also played for Garciaparra Baseball Group ... Pitched in the quarterfinals and finals of the USA Baseball National High School Invitational in Cary, N.C. in 2016 ... Played for the Walla Walla Sweets in the summer of 2018.

PERSONAL

Son of Deann & Kirk Sullivan ... Has one sibling, Thomas Sullivan ... Hobbies include collecting baseball gloves ... Career ambitions include pursuing a position in Physical Therapy & a professional career in baseball.



MEET THE BEARS: RETURNERS

IAN
VILLERS

POS	HT	WT	B/T	YR
RHP	6-6	245	R/R	Jr.

WALNUT CREEK, CALIFORNIA
NORTHGATE HS

CAREER HIGHS

CATEGORY	HIGHS	OPPONENT (LAST TIME)	DATE
Innings Pitched	3.0	2x (at SJSU)	3/30/21
Hits	5	LMU	3/12/21
Runs	4	TCU	5/31/19
Earned Runs	3	3x (at Pacific)	2/22/21
Walks	3	2x (at Arizona)	4/12/19
Strikeouts	3	at SJSU	3/30/21

CAREER STATISTICS

Year	era	w-l	app	gs	cg	sho	sv	ip	h	r	er	bb	so	2b	3b	hr	bf	bavg	wp	hbp	bk	sfa	sha
2019	8.05	2-1	16	0	0	0/1	0	19.0	23	20	17	14	14	3	0	1	92	.319	3	4	0	2	0
2020	1.17	0-0	9	1	0	0/0	0	7.2	11	3	1	5	6	1	0	0	38	.344	2	0	0	1	0
2021	3.86	0-0	9	5	0	0/1	0	16.1	16	7	7	1	13	6	1	0	62	.281	0	2	0	2	0
TOTAL	5.23	2-1	34	6	0	0/2	0	43.0	50	30	25	20	33	10	1	1	192	.311	5	6	0	5	0

ACCOLADES

2018 MLB First-Year Player Draft selection (19th Round, San Diego)

SOPHOMORE (2020)

Was one of Cal's top relief pitchers, making nine appearances on the mound as a sophomore ... Did not earn a decision over 7.2 innings pitched & owned a 1.17 ERA ... Struck out six batters & issued five walks Scattered 11 hits, allowing just three runs (one earned) ... Threw one full inning on six occasions & held opponents scoreless in four of those appearances ... Earned one start as an "opener", tossing one scoreless inning in Cal's win at Long Beach State (Feb. 16).

FRESHMAN (2019)

Made 16 appearances out of the bullpen as a true freshman ... Posted a 8.05 ERA & a 2-1 record in 19.0 innings pitched ... Struck out 14 batters while issuing 14 walks & allowing 23 hits & 20 runs (17 earned) ... Earned his first collegiate victory vs. Oregon (April 26) with 1.2 innings of relief ... Picked up his second win in his next appearance by logging one inning of relief at Utah (May 4).

HIGH SCHOOL

Graduated Summa Cum Laude from Northgate High School (Walnut Creek, Calif.) ... Drafted by the San Diego Padres in the 19th round of the 2018 MLB First-Year Player Draft, but did not sign ... Was named Cal-Hi Sports Scholar-Athlete of the Year in 2018 ... Four-year varsity letter winner at Northgate HS ... Earned a host of accolades in 2018, including Cal-Hi All-State Medium Schools Second Team, MaxPreps California Medium Schools All-State, Prep-2Prep All-NCS Second Team, BANG All-Region Second Team & Diablo Athletic League First Team ... Also earned All-Diablo Valley Athletic League First Team & 2015 All-DVAL Honorable Mention accolades ... Went 23-9 with a 2.07 ERA & 207 strikeouts in 183 career innings at Northgate ... Played for the Healdsburg Prune Packers in the summer of 2018 ... Was a 2016 USA Baseball Northern California 16U NTIS participant ... Named to the 2016 Oakland Athletics' Area Code Underclass Team ... Participated in 2016 Perfect Game Junior Nationals & Underclass All-American Game ... Named a CIF-NCS Scholar-Athlete for the 2015-16 & 2017-18 academic years ... Earned multiple honors in travel ball including a spot on the all-tournament team at the 2017 Perfect Game Fall National Championships, WWBA 17U National Championship and 2017 California World Series.

PERSONAL

Son of Sandy & Marc Villers ... Has one sibling, Cori ... Hobbies include golfing, working out & going to the beach ... Intended major is Legal Studies ... Postgraduate plans include pursuing law school & a professional baseball career.

JOSH
WHITE

POS	HT	WT	B/T	YR
RHP	6-1	205	R/R	So.

DANVILLE, CALIFORNIA
MONTE VISTA HS

CAREER HIGHS

CATEGORY	HIGHS	OPPONENT (LAST TIME)	DATE
Innings Pitched	6.2	at Saint Mary's	3/6/21
Hits	6	at Utah	3/27/21
Runs	5	2x (St. John's)	2/23/20
Earned Runs	5	St. John's	2/23/20
Walks	3	at UC Santa Barbara	2/17/20
Strikeouts	9	at Saint Mary's	3/6/21

CAREER STATISTICS

Year	era	w-l	app	gs	cg	sho	sv	ip	h	r	er	bb	so	2b	3b	hr	bf	bavg	wp	hbp	bk	sfa	sha
2020	5.84	0-0	4	2	0	0/0	0	12.1	13	11	8	6	11	4	0	0	60	.245	3	0	0	0	1
2021	2.05	3-0	7	0	0	0/0	2	30.2	22	11	7	7	41	4	1	1	123	.195	8	2	0	1	0
TOTAL	3.14	3-0	11	2	0	0/0	2	43.0	35	22	15	13	52	8	1	1	183	.211	11	2	0	1	1

FRESHMAN (2020)

Promising freshman pitcher who earned two starts over four appearances on the mound ... Struck out 11 batters in 12.1 innings of work ... Posted a 5.84 ERA & did not earn a decision ... Held opponents to a .245 average against ... Made his collegiate debut with a 3.1-inning start at UC Santa Barbara (Feb. 17) ... Tossed a season-long 3.2 innings in Cal's win over St. John's (Feb. 23) ... Tallied three strikeouts over 3.0 innings of scoreless relief against San Francisco (March 8).

HIGH SCHOOL

Graduated from Monte Vista High School (Danville, Calif.) ... Played under head coach Mateo Miramontes in the East Bay Athletic League ... Was an All-EBAL First Team selection, All-NCS First Team selection & the MV Pitcher of the Year as a senior ... Additionally earned All-NCS First Team honors as a junior ... Tallied statistics of 61 innings pitched, eight earned runs allowed, 13 walks, 0.92 ERA & 77 strikeouts ... Played club ball for the PUF Capitalists ... Member of Monte Vista HS honor roll for six semesters.

PERSONAL

Full name is Joshua Lincoln White ... Born on Nov. 24, 2000 in Walnut Creek, Calif. ... Son of Kristine & Eric White ... Has one sibling, Nate White ... Career ambitions include pursuing a career in business alliance or communications ... Hobbies include cooking & playing video games.

MEET THE BEARS: RETURNERS

JACK WOLGER

POS	HT	WT	B/T	YR
LHP	6-4	221	L/L	Gr.

FOLSOM, CALIFORNIA
JESUIT HS

CAREER HIGHS

CATEGORY	HIGHS	OPPONENT (LAST TIME)	DATE
Innings Pitched	3.0	2x (at Oregon State)	3/24/19
Hits	5	2x (at UC Santa Barbara)	2/17/20
Runs	7	at UCLA	3/26/17
Earned Runs	4	at UC Santa Barbara	2/17/20
Walks	2	3x (St. John's)	2/21/20
Strikeouts	3	Saint Mary's	2/28/19

CAREER STATISTICS

Year	era	w-l	app	gs	cg	sho	sv	ip	h	r	er	bb	so	2b	3b	hr	bf	bavg	wp	hbp	bk	sfa	sha
2017	5.25	0-0	7	1	0	0/0	0	12.0	19	15	7	6	2	1	0	2	63	.352	1	1	0	1	1
2019	5.14	0-0	12	1	0	0/0	0	14.0	20	9	8	1	9	2	0	3	64	.323	0	1	1	0	0
2020	5.59	0-0	8	0	0	0/0	0	9.2	9	8	6	4	6	2	0	1	45	.243	1	0	0	3	1
2021	0.77	0-0	7	2	0	0/1	0	11.2	14	3	1	2	7	3	0	0	51	.298	0	0	0	2	0
TOTAL	4.18	0-0	34	4	0	0/1	0	47.1	62	35	22	13	24	8	0	6	223	.310	2	2	1	6	2

REDSHIRT JUNIOR (2020)

Lefty specialist who worked 9.2 innings in eight relief appearances as a redshirt junior ... Was not credited with a decision & owned a 5.59 ERA ... Struck out six batters, including a pair against St. John's (Feb. 21) ... Strung together four consecutive scoreless appearances from Feb. 25 to March 4 ... Went a season-long 2.0 innings vs. the Red Storm (Feb. 21) ... Tossed 1.2 hitless innings in Cal's midweek win over rival Stanford (Feb. 25).

REDSHIRT SOPHOMORE (2019)

Made 12 appearances on the mound with one start & was not credited with a decision ... Posted a 5.14 ERA in 14 innings pitched ... Allowed 20 hits, nine runs (eight earned), one walk & nine strikeouts ... Lone start came vs. Pepperdine in the second game of the year; tossed one inning in an "opener" assignment ... Threw a season-high three scoreless innings at No. 7 Oregon State (March 24), allowing two hits with one walk & one strikeout.

SOPHOMORE (2018)

Redshirted ... Missed entire season due to injury.

FRESHMAN (2017)

Compiled a 5.25 ERA with no decisions over seven appearances as a freshman ... Worked 12 innings & started Cal's season finale at Arizona ... Tallied his first collegiate strikeout in a three-inning effort vs. Oregon (May 17) ... Delivered a scoreless inning of relief at St. Mary's (April 11).

HIGH SCHOOL

Graduated from Jesuit High School (Carmichael, Calif.) ... Earned All-State Second Team, first team All-City First Team, All-Metro, & All-Delta River League during his prep career ... Member of IMG National Classic All-Tournament Team & was team's most outstanding pitcher in 2018 ... Went 7-2 with a 1.26 ERA, 56 IP, 39 Ks, 18 BB & only 10 ER allowed in 2016 ... Named Jesuit HS' most outstanding pitcher in 2015 ... Played alongside former Cal pitcher/outfielder Tanner Dodson at Jesuit HS ... Played for the Victoria Harbourcats of the West Coast League in the summer of 2016 ... Played in the NorCal World Series for the Sac-Joaquin Section team ... Earned a spot on Jesuit's honor roll eight times.

MEET THE BEARS: RETURNERS

STEVEN
ZOBAC

POS	HT	WT	B/T	YR
P/OF	6-2	200	L/R	So.

SAN JOSE, CALIFORNIA
VALLEY CHRISTIAN HS

CAREER HIGHS

CATEGORY	HIGHS	OPPONENT (LAST TIME)	DATE
Innings Pitched	2.1	at Pacific	2/21/21
Hits	4	at Long Beach State	2/16/20
Runs	5	San Francisco	3/8/20
Earned Runs	3	San Francisco	3/8/20
Walks	2	2x (CBU)	3/21/21
Strikeouts	3	3x (at Pacific)	2/21/21

CAREER STATISTICS

Year	era	w-l	app	gs	cg	sho	sv	ip	h	r	er	bb	so	2b	3b	hr	bf	bavg	wp	hbp	bk	sfa	sha
2020	8.44	1-2	5	0	0	0/0	0	5.1	11	9	5	3	9	0	0	2	32	.379	0	0	0	0	0
2021	0.75	2-0	8	0	0	0/0	3	12.0	7	1	1	4	14	1	0	0	47	.175	1	1	0	1	1
TOTAL	3.12	3-2	13	0	0	0/0	3	17.1	18	10	6	7	23	1	0	2	79	.261	1	1	0	1	1

FRESHMAN (2020)

Two-way player who showed promise in both areas as a freshman ... Earned seven starts in 11 games played as a position player & made five relief appearances on the mound ... Was primarily slotted in left field, making his first collegiate start on Feb. 22 vs. St. John's ... Slashed .207/.276/.250 in 29 at-bats (6-for-29) ... Tallied two doubles, five RBI, five runs scored, two walks & one stolen base ... Went 1-2 on the mound with an 8.44 ERA in 5.1 innings pitched ... Had a 9-to-3 strikeout-to-walk ratio ... Struck out the side in a flawless inning of relief to help Cal defeat rival Stanford (Feb. 25) ... Made his collegiate debut with a pinch-hit at-bat in the season opener at Long Beach State (Feb. 14) ... Earned the win in his first pitching appearance of the year in the Long Beach State series finale (Feb. 16) ... Went 2-for-4 with an RBI double vs. San Francisco (March 8) ... Drove in a pair of runs against St. John's (Feb. 23).

HIGH SCHOOL

Graduated from Valley Christian High School (San Jose, Calif.) ... Played under head coach John Diatte in the West Catholic Athletic League ... Named the CCS Player of the Year & WCAL Player of the Year during his prep career ... Member of three CCS Championship teams (2017-19) & the Rawlings All-American High School Team ... Tallied statistical figures of .465 batting average, .622 on base percentage, 0.23 ERA, 60.2 innings pitched & 75 strikeouts ... Played club ball for the PUF Caps.

PERSONAL

Full name is Steven Reed Zobac ... Born on Oct. 14 in San Jose, Calif. ... Son of Susan & Kirk Zobac ... Has a twin sister, Kacey, who plays softball at Cal ... Intends to major in Biological Sciences ... Has ambitions of playing professional baseball & working as a physical therapist or chiropractor ... Hobbies include fishing & hunting.

MEET THE BEARS: NEWCOMERS

43

MITCH BENSON

POS	HT	WT	B/T	YR
RHP	6-1	206	R/R	Jr.

PLEASANTON, CALIFORNIA
CHABOT COLLEGE
AMADOR VALLEY HS

SOPHOMORE (2020 - CHABOT COLLEGE)
One of Chabot College's top pitchers during the shortened 2020 season ... Logged 38.2 innings pitched & a 2-2 record over seven starts ... Owned a 2.79 ERA & 32 strikeouts (7.45 strikeouts per nine innings) ... Earned the win at Canada (March 7) with 8.1 innings pitched & eight strikeouts ... Threw 7.0 shutout frames, struck out five batters & allowed just two hits in a win at Laney (Feb. 21) ... Struck out at least four batters in six of his seven starts ... 2019 Fall Scholar Athlete honoree.

FRESHMAN (2019 - CHABOT COLLEGE)
Made 11 starts & 13 total appearances on the mound as a freshman at Chabot College ... Owned a 2-6 record & 5.96 ERA over 48.1 innings pitched ... Tallied 42 strikeouts & 27 walks ... Fanned eight batters over 6.0 innings pitched in a loss at Fresno (Feb. 9) ... Threw 6.0 innings or more three times. including 7.0 shutout frames in a blowout win against De Anza (April 3).

HIGH SCHOOL
Graduated from Amador Valley High School (Pleasanton, Calif.) in spring 2018 ... Three-year letterman for Amador Valley ... Totaled career numbers of 134.1 innings pitched, 16 wins & 2.29 ERA ... 2017 All-EBAL First Team selection ... Went 5-0 in league play with 47 innings pitched & a 1.64 ERA .... Received Amador Valley HS Scholar Athlete Award ... Also a three-year letterman in basketball & was the Amador Valley team captain in 2018.

PERSONAL
Full name is Mitchell John Benson ... Born on November 14, 1999 in Walnut Creek, Calif. ... Son of Eric & Lorin Benson ... Has two younger siblings, Jake & Maddie ... Postgraduate plans include pursuing a professional baseball career and/or the field of sports management ... Hobbies include staying active through basketball, wiffle ball & ping pong.

39

JAG BURDEN

POS	HT	WT	B/T	YR
OF	6-2	190	L/L	Fr.

HUNTINGTON BEACH, CA.
HUNTINGTON BEACH HS

HIGH SCHOOL
Graduated from Huntington Beach High School in spring 2020.

PERSONAL
Not available.

48

DEZ LOESSBERG

POS	HT	WT	B/T	YR
RHP	6-1	227	R/R	Fr.

GOLD RIVER, CALIFORNIA
FOLSOM HS

HIGH SCHOOL
Graduated from Folsom High School (Folsom, Calif.) in spring 2020 ... Four-year varsity letterman for the Folsom baseball program ... Earned All-League First Team & All-Metro Honorable Mention as a junior ... Owned 1.94 ERA, 6-3 record & 61 strikeouts in 54 innings pitched as a junior.

PERSONAL
Full name is Deserve Ladanio Loessberg, Jr. ... Born in 2002 in Sacramento, Calif. ... Son of Deseron Loessberg, Sr. and Kelly Loessberg ... Has two younger siblings, Kieron & Lyeron Loessberg ... Postgraduate career goals include playing baseball professionally & becoming a firefighter.

30

BRIAN McCLELLIN

POS	HT	WT	B/T	YR
INF	6-0	185	R/R	Fr.

VACAVILLE, CALIFORNIA
VACAVILLE HS

HIGH SCHOOL
Graduated from Vacaville High School (Vacaville, Calif.) in 2020 ... Helped lead Vacaville HS to the 2019 CIF title with a 33-2 record ... Batted .412 as a junior in 2019 ... Earned All-MEL League & River City All-Team honors ... Recipient of a Gold Glove award ... Played club for NorCal Baseball Club under Tony Crivello.

PERSONAL
Full name is Brian Kenneth McClellin ... Born on January 14, 2002 in Fairfield, Calif. ... Son of Sonia & Mike McClellin ... Father, Mike, wrestled at UC Davis ... Has one sister, Katelynn, who graduated from UC Berkeley in 2020.

MEET THE BEARS: RETURNERS

PAULSHAWN **PASQUALOTTO**

POS	HT	WT	B/T	YR
RHP	6-1	200	R/R	Fr.

LAS VEGAS, NEVADA
PALO VERDE HS

HIGH SCHOOL

Graduated from Palo Verde HS (Las Vegas, Nevada) in spring 2020 ... Helped Palo Verde earn a Top 25 national ranking in 2019 ... Played club for San Diego Show under head coach Brian Cain ... Helped San Diego Show rank inside top five nationally by Perfect Game ... Ranked as the No. 1 player in Nevada's 2020 class by Perfect Game ... Batted .412 with 42 hits, 34 RBI, 23 runs, five home runs, eight doubles & two triples in 38 games played for Palo Verde ... Pitched 19 innings (1.80 ERA, 35 strikeouts, 1.00 WHIP) for San Diego Show ... 2020 Preseason All-American All-Region First Team (West) ... 2019 Nevada Preps All-State Team 2019 Perfect Game All-American Tournament Team ... 2019 Perfect Game WWBA World Championship Elite Pitching Team ... 2019 High School National Championship Team Nevada invitee ... 2019 Professional Baseball Scouts of Southern California All-Star Game attendee.

PERSONAL

Full name is Paul Shawn Pasqualotto ... Born on June 14. 2001 in Las Vegas, Nevada ... Son of Pattianne and Paul Pasqualotto ... Has one twin sister, Brooklyn, and three older brothers, Nico, Rico & Rand ... Cousin, Lauren Kaskie, played soccer for UCLA & professionally for Chicago Redstars ... Postgraduate plans include playing baseball professionally & playing for Team USA ... Collegiate career goals include being named an All-American & obtaining his degree from UC Berkeley.



JOSH **ROLLING**

POS	HT	WT	B/T	YR
INF	6-3	184	R/R	So.

RENO, NEVADA
SIERRA COLLEGE/BISHOP MANOGUE

ACCOLADES

MLB First-Year Player Draft selection (2019 - 39th round, Atlanta)

FRESHMAN (2020 - SIERRA COLLEGE)

Played at Sierra College (Rocklin, Calif.) during his freshman year ... Slashed .355/.427/.632 in an eye-catching 20-game season with the Wolverines (shortened due to COVID-19 pandemic) ... Tallied four home runs, three triples, three doubles, 23 RBI & 22 runs scored ... Added three stolen bases & eight walks drawn ... Owned a .918 fielding percentage as the Wolverines' everyday shortstop ... Blasted three home runs in a 4-for-5, six-RBI performance against Lassen (Jan. 30) ... Had a five-RBI effort four days prior in a win over Reedley (Jan. 26) ... Tripled twice in a win vs. Solano (Feb. 6) ... Ended the shortened season on a 14-game hit streak.

HIGH SCHOOL

Graduated from Bishop Manogue High School (Reno, Nevada) in spring of 2019 ... Gifted athlete that earned eight total varsity letters in three sports (baseball, 3; basketball, 3; football, 2) ... Was drafted by the Atlanta Braves in the 39th round of the 2019 MLB First-Year Player Draft, but did not sign ... Batted .388 with eight home runs & 12 doubles as a senior ... Two-time All-State honoree (2018, 2019) & three-time All-Region selection in baseball ... Two-time All-Region First Team selection (2018, 2019) in basketball ... 2019 All-State Honorable Mention in basketball ... 2017 All-Region First Team selection in football ... Honor Roll student every semester at Bishop Manogue HS & was a member of the school's National Honor Society.

PERSONAL

Full name is Joshua Justice Rolling ... Born on November 2, 2000 in Reno, Nevada ... Son of Henry & Kristin Rolling ... Has three older siblings, Jonathan, Kelsey & Jakob ... Father, Henry, played nine years in the NFL as a linebacker with the Tampa Bay Buccaneers, San Diego Chargers & Los Angeles Rams ... Postgraduate plans include traveling the world & starting a non-profit foundation for children in at-risk neighborhoods ... Hobbies include fishing, listening to music, spending time with family & friends, and playing other sports (basketball, football).

TREVOR **TISHENKEL**

POS	HT	WT	B/T	YR
OF	6-1	185	L/L	Fr.

SAN DIEGO, CALIFORNIA
POWAY HS

HIGH SCHOOL

Graduated from Poway High School (Poway, Calif.) in spring 2020 ... Played club ball for San Diego Show ... Batted .333 during a shortened senior season ... Owned prep career numbers of .400 OBP, 75 hits, five home runs ... Named to the All-Palomar League Second Team as a sophomore & junior ... 2019 WWBA World Championship All-Tournament Team selection ... 2019 SoCal Scout All-Star Game MVP ... Two-time All-Academic Team selection & owned a 3.97 GPA at the end of high school.

PERSONAL

Full name is Trevor Jerome Tishenkel ... Born on September 27, 2001 in San Diego, Calif. ... Son of David & Brenda Tishenkel ... Has one younger brother, Troy.

COACHING STAFF: MIKE NEU | CALIFORNIA HEAD COACH

Cal baseball called on a familiar face to write its next chapter as former Golden Bear pitching coach and major league pitcher Mike Neu agreed on July 5, 2017 to become the 11th head coach in program history.

Since taking the helm of the Cal baseball program, Neu has established a culture of player development and guided the Bears to 69 total wins in three seasons, including a pair of 32-win campaigns & 33 total Pac-12 Conference victories in 2018-19. For his efforts, Neu was awarded and agreed to a five-year contract extension in October 2019 that will keep him in Berkeley through the 2024 season.

Neu's Bears owned a 5-11 record in 2020 before the season was cut short due to the COVID-19 pandemic. In the brief 16-game slate, Neu oversaw a youth movement that included 11 freshmen earning playing time, five of which started six or more games defensively. Right-hander Joseph King was named a Freshman All-American by Collegiate Baseball and outfielder Brandon McIlwain signed a non-drafted free agent contract with the New York Mets organization after the season concluded. Neu's squad impressed in the classroom during the 2019-20 academic year as well; four Bears (Reuben Drogin, John Lagattuta, Connor Mack and Nick Proctor) were named to the Pac-12 Spring Honor Roll. Mack and Proctor also collected CoSIDA Academic All-District Team honors.

The 2019 campaign was capped by Cal's first trip to an NCAA Regional since 2015. The Bears punched their ticket as an at-large bid and the No. 2 seed at the Fayetteville (Ark.) Regional after finishing fourth in the Pac-12 and carrying a No. 31 RPI ranking at the conclusion of the regular season. Cal's 2019 success continued into the summer when seven Bears were selected in the MLB First-Year Player Draft, including first-round picks Andrew Vaughn (No. 3 overall, White Sox) and Korey Lee (No. 32 overall, Houston). Vaughn and Lee - both of which went undrafted out of high school - became the first duo in school history to be taken in the first round of the same draft. Vaughn, who was the program's highest-drafted player ever, was also named a finalist for the Golden Spikes Award for the second straight year.

In year one as the Golden Bears' skipper, Neu guided the Bears to a 32-22 overall record and 16-14 mark in the Pac-12. The 2018 season was highlighted by the emergence of Andrew Vaughn as one of the nation's top players. With Neu on hand in Los Angeles, Vaughn became the first Cal baseball player ever to win the prestigious Golden Spikes Award as the country's top amateur baseball player.

Cal's pitching coach from 2012 to 2015, Neu returned to Berkeley after two years as head coach at the University of the Pacific where he guided a rebuilding Tigers program to 40 wins over his two seasons. That turnaround started immediately in 2015 as Pacific won 12 games in the always-competitive West Coast Conference, the program's second-most conference wins since 1999.

On the mound, the 2018 Bears showed dramatic improvement in Neu's first season as head coach. Under his tutelage, Cal's pitching staff lowered its collective ERA by almost a full run (5.17 to 4.20) from the year before. Aaron Shortridge established himself as one of the Pac-12's top pitchers, compiling a 2.77 ERA with three complete games in 12 starts (17 appearances). Tanner Dodson moved to the back end of the bullpen and set the school single-season record for saves with 11.

Before making the move to Stockton, Neu established himself as one of the Pac-12's top pitching coaches and recruiters under head coach David Esquer, who recently stepped down following his 18th season as Cal's head coach. Under his tutelage, the 2015 Bears compiled a team ERA of 3.03, the second-best mark for a Cal pitching staff since 1976. That team reached the final of the Texas A&M Regional thanks in part to the contributions of three of Neu's pupils – Daulton Jefferies, Ryan Mason and Alex Schick – who would go on to be selected in the Major League Baseball draft.

Prior to his arrival in Berkeley, Neu's reputation in pitching circles was already well-known. Serving as head coach at Diablo Valley College from 2009-11, Neu led the Vikings to an 87-41 record and two Big 8 Conference titles. His 2011 squad was ranked No. 1 in Northern California and DVC pitchers led all California Community Colleges with a 2.13 team ERA.

As a player, the Napa, Calif., native enjoyed a standout career at the University of Miami before going on to play in the Dodgers, Marlins, A's and Reds organizations. Neu was called up to the Major Leagues with the A's on April 9, 2003, and compiled a 3.64 ERA in 32 relief appearances that season.

At Miami, Neu helped the Hurricanes win the 1999 College World Series and finished the year 3-1 with a 2.94 ERA and 110 strikeouts in 67 innings. Named a Collegiate Baseball All-American, Neu led the nation in strikeouts per nine innings (14.8) and was selected to the All-CWS team after earning three saves and appearing in all four of Miami's games in Omaha. Before to transferring to Miami, Neu starred at Sacramento City College where he was named Northern California Pitcher of the Year, Bay Valley Conference Pitcher of the Year and a junior college All-American after going 15-0 with a 1.44 ERA and 139 strikeouts. He was also a standout for the same Vintage High program that produced Cal pitchers Jared Horn and Aaron Shortridge, setting Monticello Empire League records for career wins (21) and strikeouts (196).

Neu earned a Master's degree in physical education from Ball State in 2011. He and his wife, Nicole, have two sons, Damon and Maddax.

COACHING CAREER

YEARS	SCHOOL	TITLE
2009-11	Diablo Valley College	Head Coach
2012-15	California	Assistant Coach
2016-17	Pacific	Head Coach
2018-present	California	Head Coach

YEAR-BY-YEAR COACHING RECORD

YEAR	SCHOOL	RECORD	PCT.	CONF.	PCT.	POSTSEASON
2016	Pacific	22-30	.423	12-15	.444	
2017	Pacific	18-35	.339	6-21	.222	
2018	California	32-22	.592	16-14	.533	
2019	California	32-20	.615	17-11	.607	NCAA Regional
2020	California	5-11	.312	0-0	.000	
TOTAL	**5 SEASONS**	**109-118**	**.480**	**51-61**	**.455**	

COACHING STAFF

#42 NOAH JACKSON
ASSISTANT COACH · 4TH SEASON

#45 MATT FLEMER
ASSISTANT COACH · 1ST SEASON

CHAD HIGHBERGER
VOLUNTEER ASST. COACH · 1ST SEASON

COACHING STAFF: NOAH JACKSON | ASSISTANT COACH/RECRUITING COORDINATOR

A 2003 graduate of California, Noah Jackson is in his fourth season as an assistant coach on Mike Neu's staff. It is Jackson's second stint as an assistant coach for his alma mater, having spent the 2015 season as a volunteer assistant coach for the Golden Bears. Jackson serves as Cal's recruiting coordinator and additionally works with the Bears' hitters and outfielders. He returned to Berkeley in 2018 after spending two seasons in Stockton as an assistant coach for Neu at the University of the Pacific.

Cal posted consecutive 32-win seasons in Jackson's two seasons as a full-time assistant coach (2018-19). The 2019 campaign was capped by Cal's first trip to an NCAA Regional since 2015 as the Bears punched their ticket as an at-large bid and the No. 2 seed in the Fayetteville (Ark.) Regional. Later that summer, Cal saw seven players selected in the MLB First-Year Player Draft including first-round picks Andrew Vaughn (No. 3 overall, White Sox) and Korey Lee (No. 32 overall, Houston). Vaughn and Lee - both of which went undrafted out of high school - became the first duo in school history to be taken in the first round of the same draft. Vaughn, who was the program's highest-drafted player ever, was also named a finalist for the Golden Spikes Award for the second straight year.

In 2018, Jackson mentored Vaughn, who emerged as one of the nation's top players and became the first Cal Baseball player ever to win the prestigious Golden Spikes Award as the country's top amateur player.

Jackson's third year in his current role, 2020, was cut short after 16 games due to public safety regarding the coronavirus (COVID-19) outbreak. Two Bears - Quentin Selma and Darren Baker - were named to the 2020 Bobby Bragan Collegiate Slugger Award watch list early in the season. Selma paced the Bears offensively under Jackson's guidance, driving in 16 runs while being named the Pac-12 Player of the Week for Feb. 17-23. Outfielder Brandon McIlwain signed a non-drafted free agent contract with the New York Mets.

As Cal's volunteer assistant in 2015, Jackson helped the Bears go 36-21, finish third in the Pac-12 standings, and reach an NCAA Regional (College Station, Texas). Prior to joining the Cal staff in 2015, Jackson was a professional scout for the San Diego Padres.

Jackson played in 48 career games for the Bears, primarily as a first baseman and outfielder, from 2001-03 after transferring from Arkansas. He was a member of the 2001 Cal team that went 34-25 overall and reached the NCAA Baton Rouge (La.) Regional. He went on to play two years of minor league baseball for the Chicago Cubs organization.

Off the field, Jackson turned his love of baseball into a force for positive change. In 2003, he co-founded the First Base Foundation, a 501(c)3 non-profit organization dedicated to making travel baseball more affordable and transforming lives through mentorship, development of leadership skills and building self-esteem.

Jackson earned his undergraduate degree in American Studies from Cal in 2003. A native of Mill Valley, Calif., Jackson attended Marin Catholic High School (Kentfield, Calif.) and is the godson of Dusty Baker, who spent a decorated 41 years in Major League Baseball as a player and manager. Jackson's father, Sylvester, served as a radio broadcaster for the Oakland Athletics from 1987-92.

COACHING STAFF: MATT FLEMER | ASSISTANT COACH

Former California baseball standout Matt Flemer is in his first year as an assistant coach and third year overall on Mike Neu's staff. After two years (2019-20) as the program's volunteer assistant coach, Flemer was promoted to a full-time position in August 2020. He oversees the Bears' pitching staff.

In his first season on Cal's staff (2019), Flemer helped guide a pitching staff that owned a 4.29 ERA and .258 batting average against. The Bears posted 32 wins and reached the NCAA postseason (Fayetteville Regional) for the first time since 2015. Of the seven Bears selected in the 2019 MLB First-Year Player Draft, three were pitchers (Jared Horn, seventh round; Arman Sabouri, 12th round; Rogelio Reyes, 22nd round).

Flemer's second year on staff with Cal was halted after 16 games due to the COVID-19 pandemic. In that 16-game span, Flemer's pitching staff was anchored by a trio of sophomores in the weekend rotation (Sam Stoutenborough, Grant Holman, Sean Sullivan). Five freshmen earned action on the mound, including Joseph King (2-0, 17 strikeouts, 1.59 ERA, 11.1 innings pitched) and Josh White (12.1 innings pitched, 11 strikeouts, 5.84 ERA). Cal owned a collective 4.89 ERA, .257 opposing batting average against and a 133-to-67 strikeout-to-walk ratio under Flemer's guidance.

Flemer returned to Cal as a coach after a seven-year professional playing career that saw him reach the Triple-A level within the Colorado Rockies organization. He totaled 139 games pitched, a 43-40 record, a 4.42 career ERA & nearly 700 innings pitched.

Best remembered in Bear Territory as a crucial contributor during Cal's storybook run to the 2011 College World Series, Flemer served as the Bears' top option at the back of the bullpen. The right-handed pitcher and El Cerrito, Calif., native, went 4-2 with a 1.83 ERA & six saves in a team-high 30 appearances in 2011. As a senior in 2012, Flemer went 7-5 with a 2.58 ERA with 111.2 innings pitched. He finished his Cal career with 80 pitching appearances & 233.1 innings pitched.

COACHING STAFF: CHAD HIGHBERGER | VOLUNTEER ASSISTANT COACH



Chad Highberger is in his first season as the volunteer assistant coach for the Cal baseball program. He arrived in Berkeley after spending two seasons at Holy Names University (Oakland) on staff as an assistant coach.

During his first season with the Hawks (2019), Highberger served as the third-base coach while working with catchers and hitters. He helped Hawks catchers allow 20 less stolen bases than the previous year (2018) while also cutting down on past balls. The HNU offense produced a program-record 24 home runs in the same season. In 2020, Highberger and the Hawks earned 10 wins before the season was called short due to the COVID-19 pandemic.

In 2017-18, Highberger was an assistant coach at Los Medanos College (Pittsburg, Calif.), serving as the first-base coach while working with catchers and hitters. The Mustangs reached the playoffs in both years with Highberger on staff and appeared in the program's first super regional in 2017. Highberger was a key piece in the recruitment of the 2019 Mustang team that went on to win its first Bay Valley Conference title on the way to reaching the NorCal Final 4.

Highberger got his first taste of coaching in 2016 as an assistant at Clayton Valley Charter High School under head coach Casey Coakley. Highberger played three years of independent ball with the Pittsburg Diamonds (2016-17, 2018) and the Gary Southshore Railcats (2017). An East Bay native, Highberger started his collegiate playing career at Los Medanos in 2012-13. He later transferred to Eastern New Mexico (2014-15), where he earned a Bachelor of Science in Community Physical Education with a minor in coaching. Highberger completed his Master of Education in Urban Education at Holy Names University in the spring of 2020. He resides in Concord, Calif.

2020 SEASON IN REVIEW: GAME-BY-GAME RESULTS

2020 California Baseball
Game Results for California (as of Apr 15, 2021)
(All games)

Date	Opponent		Score	Inns	Overall	Pac-12	Pitcher of record	Attend	Time
Feb 14, 2020	at Long Beach State	L	2-3	(13)	0-1-0	0-0-0	V. Mauterer (L 0-1)	1894	4:45
Feb 15, 2020	at Long Beach State	L	0-4	9	0-2-0	0-0-0	G. Holman (L 0-1)	1545	2:13
Feb 16, 2020	at Long Beach State	W	7-5	9	1-2-0	0-0-0	S. Zobac (W 1-0)	1527	4:10
Feb 17, 2020	at UC Santa Barbara	L	7-17	9	1-3-0	0-0-0	J. Delmore (L 0-1)	483	3:30
Feb 21, 2020	ST. JOHN'S	L	6-10	9	1-4-0	0-0-0	S. Stoutenbo (L 0-1)	519	3:40
Feb 22, 2020	ST. JOHN'S	L	1-3	9	1-5-0	0-0-0	G. Holman (L 0-2)	536	2:45
Feb 23, 2020	ST. JOHN'S	W	11-7	9	2-5-0	0-0-0	J. King (W 1-0)	523	3:17
Feb 25, 2020	STANFORD	W	8-4	9	3-5-0	0-0-0	J. King (W 2-0)	724	3:10
Feb 28, 2020	at #21 TCU	L	4-5	9	3-6-0	0-0-0	S. Zobac (L 1-1)	3809	2:50
Feb 29, 2020	at #21 TCU	L	0-3	9	3-7-0	0-0-0	G. Holman (L 0-3)	4507	2:30
Mar 01, 2020	at #21 TCU	L	1-6	9	3-8-0	0-0-0	S. Sullivan (L 0-1)	3770	2:57
Mar 04, 2020	MICHIGAN	L	0-5	9	3-9-0	0-0-0	L. Gather (L 0-1)	758	3:19
Mar 06, 2020	SAN FRANCISCO	L	1-4	9	3-10-0	0-0-0	S. Stoutenbo (L 0-2)	528	2:15
Mar 07, 2020	at San Francisco	W	6-1	9	4-10-0	0-0-0	G. Holman (W 1-3)	268	3:14
Mar 08, 2020	SAN FRANCISCO	L	3-8	(10)	4-11-0	0-0-0	S. Zobac (L 0-2)	653	3:42
Mar 10, 2020	SAN JOSE STATE	W	9-8	9	5-11-0	0-0-0	V. Mauterer (W 1-1)	512	3:00

* = Conference game
() extra inning game

2020 SEASON IN REVIEW: OVERALL STATS

2020 California Baseball
Overall Statistics for California (as of Apr 15, 2021)
(All games Sorted by Batting avg)

Record: 5-11 Home: 3-5 Away: 2-6 Pac-12: 0-0

Player	avg	gp-gs	ab	r	h	2b	3b	hr	rbi	tb	slg%	bb	hp	so	gdp	ob%	sf	sh	sb-att	po	a	e	fld%
Quentin Selma	.293	16-16	58	6	17	4	0	1	16	24	.414	12	1	15	0	.411	2	0	1-1	9	32	4	.911
Darren Baker	.286	16-16	63	15	18	1	1	0	5	21	.333	7	1	16	2	.366	0	3	4-6	22	34	1	.982
Grant Holman	.250	16-16	60	5	15	2	0	1	10	20	.333	5	2	21	1	.324	1	0	0-1	68	6	4	.949
Dylan Beavers	.250	12-8	28	1	7	0	0	1	3	10	.357	4	0	9	0	.333	1	0	0-0	20	0	0	1.000
Nathan Martorella	.241	15-14	54	11	13	2	0	3	8	24	.444	11	0	8	1	.369	0	0	0-0	62	2	2	.970
Max Flower	.233	13-11	43	3	10	0	1	0	3	12	.279	3	1	12	0	.298	0	0	0-0	18	0	0	1.000
Steven Zobac	.207	9-7	29	5	6	2	0	0	5	8	.276	2	0	7	1	.250	1	0	1-1	11	1	0	1.000
Brandon McIllwain	.200	16-15	55	7	11	1	0	1	4	15	.273	8	3	14	0	.333	0	1	4-4	43	1	0	1.000
Keshawn Ogans	.195	13-11	41	6	8	1	0	1	3	12	.293	4	1	9	2	.283	0	0	0-1	17	28	4	.918
Cole Elvis	.100	10-9	30	2	3	1	0	0	0	4	.133	3	0	13	0	.182	0	1	0-0	69	7	4	.950

Jake Skipworth	1.000	1-0	1	0	1	1	0	0	1	2	2.000	0	0	0	0	1.000	0	0	0-0	0	0	0	.000
John Lagattuta	.238	9-4	21	0	5	0	0	0	3	5	.238	1	0	8	0	.273	0	0	0-0	3	0	0	1.000
Ethan Cloyd	.190	8-6	21	3	4	0	0	0	1	4	.190	3	0	5	0	.292	0	1	0-0	55	4	2	.967
Hance Smith	.154	5-5	13	2	2	0	0	0	0	2	.154	2	1	6	0	.313	0	1	1-1	8	9	1	.944
Connor Mack	.077	11-5	13	0	1	0	0	0	0	1	.077	0	0	5	0	.077	0	0	0-0	10	0	0	1.000
Nathan Manning	.000	5-0	2	0	0	0	0	0	0	0	.000	1	0	1	0	.333	0	0	0-0	1	0	0	1.000
Dom Souto	.000	2-1	2	0	0	0	0	0	0	0	.000	0	0	1	0	.000	0	0	0-0	7	1	0	1.000
Tommy Henderson	.000	2-0	1	0	0	0	0	0	0	0	.000	0	0	0	0	.000	0	0	0-0	1	0	0	1.000
Ian Villers	.000	1-0	0	0	0	0	0	0	0	0	.000	0	0	0	0	.000	0	0	0-0	0	1	0	1.000
Blake Atkins	.000	1-0	0	0	0	0	0	0	0	0	.000	0	0	0	0	.000	0	0	0-0	0	0	0	.000
Totals	.226	16	535	66	121	15	2	8	62	164	.307	66	10	150	7	.320	5	7	11-15	431	135	22	.963
Opponents	.257	16	561	93	144	25	2	8	82	197	.351	67	9	133	5	.342	7	8	22-27	438	166	24	.962

(All games Sorted by Earned run avg)

Player	era	w-l	app	gs	cg	sho	sv	ip	h	r	er	bb	so	2b	3b	hr	b/avg	wp	hp	bk	sfa	sha
Nick Proctor	2.03	0-0	11	0	0	0/0	0	13.1	11	5	3	6	18	1	0	0	.224	2	0	0	1	0
Grant Holman	3.28	1-3	4	4	0	0/0	0	24.2	20	10	9	4	20	2	1	0	.225	1	2	0	0	2
Sam Stoutenborough	4.95	0-2	4	4	0	0/0	0	20.0	18	11	11	10	14	4	0	2	.234	0	1	0	0	1
Josh White	5.84	0-0	4	2	0	0/0	0	12.1	13	11	8	6	11	4	0	0	.245	3	0	0	0	1

Ben Lake	0.00	0-0	1	0	0	0/0	0	1.2	0	0	0	1	3	0	0	0	.000	0	1	0	0	0
Rueben Drogin	0.00	0-0	1	0	0	0/0	0	0.1	0	0	0	0	1	0	0	0	.000	0	0	0	0	0
Ian Villers	1.17	0-0	9	1	0	0/0	0	7.2	11	3	1	5	6	1	0	0	.344	2	0	0	1	0
Joseph King	1.59	2-0	7	0	0	0/0	1	11.1	9	3	2	4	17	2	0	0	.209	3	0	2	1	1
Sean Sullivan	1.59	0-1	2	2	0	0/0	0	5.2	3	1	1	4	3	1	0	0	.158	0	0	0	0	0
Mitchell Scott	3.60	0-0	3	1	0	0/0	1	5.0	4	2	2	4	7	0	0	1	.222	2	0	0	0	0
Jack Wolger	5.59	0-0	8	0	0	0/0	0	9.2	9	8	6	4	6	2	0	1	.243	1	0	0	3	1
Vaughn Mauterer	7.71	1-1	8	0	0	0/0	0	9.1	9	8	8	7	5	3	0	1	.257	2	1	0	0	1
Steven Zobac	8.44	1-2	5	0	0	0/0	0	5.1	11	9	5	3	9	0	0	2	.379	0	0	0	0	0
Lucas Gather	9.39	0-1	6	2	0	0/0	0	7.2	10	8	8	3	6	3	1	1	.303	0	1	0	0	0
Carson Olson	9.45	0-0	7	0	0	0/0	0	6.2	8	7	7	6	6	1	0	0	.296	0	0	0	0	0
Jack Delmore	21.00	0-1	3	0	0	0/0	0	3.0	8	7	7	0	1	1	0	0	.571	1	3	0	1	1
Totals	4.89	5-11	16	16	0	0/0	2	143.2	144	93	78	67	133	25	2	8	.257	17	9	2	7	8
Opponents	3.39	11-5	16	16	0	3/3	4	146.0	121	66	55	66	150	15	2	8	.226	11	10	2	5	7

2020 SEASON IN REVIEW: GAME-BY-GAME STATISTICS

2020 California Baseball
Team Game-by-Game for California (as of Apr 15, 2021)
Batting (All games)

Date	Opponent	ab	r	h	rbi	2b	3b	hr	tb	bb	ibb	sb	cs	hbp	sac	sf	gdp	k	po	a	e	lob	avg
Feb 14	at Long Beach State	47	2	9	1	1	1	0	12	2	0	1	0	1	1	0	0	20	38	6	3	10	.191
Feb 15	at Long Beach State	31	0	3	0	0	0	0	3	0	0	0	0	0	0	0	0	12	24	9	3	4	.154
Feb 16	at Long Beach State	39	7	14	6	3	0	0	17	4	0	1	1	1	0	0	1	8	27	11	0	10	.222
Feb 17	at UC Santa Barbara	38	7	11	7	2	0	0	13	3	0	3	0	0	0	0	0	9	24	6	1	7	.239
Feb 21	ST. JOHN'S	30	6	7	6	1	0	0	8	9	0	0	0	2	1	0	0	13	27	9	1	9	.238
Feb 22	ST. JOHN'S	30	1	4	1	0	0	0	4	6	0	3	1	0	1	0	0	3	27	10	1	9	.223
Feb 23	ST. JOHN'S	36	11	15	10	1	0	3	25	5	0	0	0	0	1	1	0	4	27	7	1	8	.251
Feb 25	STANFORD	31	8	6	8	1	0	1	10	5	0	1	0	0	0	2	0	9	27	12	0	6	.245
Feb 28	at TCU	31	4	6	4	2	0	0	8	4	1	0	0	0	0	0	1	9	24	8	0	4	.240
Feb 29	at TCU	31	0	6	0	1	0	0	7	3	0	0	0	0	0	0	1	6	24	10	0	7	.235
Mar 01	at TCU	29	1	4	0	0	0	0	4	2	0	1	0	0	2	0	1	11	24	8	4	5	.228
Mar 04	MICHIGAN	31	0	7	0	0	0	0	7	4	0	0	1	1	0	0	0	7	27	5	1	9	.228
Mar 06	SAN FRANCISCO	30	1	4	1	0	0	1	7	2	0	0	0	1	0	0	0	6	27	11	2	5	.221
Mar 07	at San Francisco	32	6	6	6	2	0	1	11	7	0	1	0	1	1	0	2	11	27	10	3	8	.219
Mar 08	SAN FRANCISCO	37	3	8	3	1	0	0	9	6	0	0	1	1	0	1	1	14	30	9	2	12	.219
Mar 10	SAN JOSE STATE	32	9	11	9	0	1	2	19	4	0	0	0	2	0	1	0	8	27	4	0	6	.226
Totals		535	66	121	62	15	2	8	164	66	1	11	4	10	7	5	7	150	431	135	22	119	.226

2020 California Baseball
Team Game-by-Game for California (as of Apr 15, 2021)
Pitching (All games)

Date	Opponent	ip	h	r	er	bb	so	2b	3b	hr	wp	bk	hbp	dp	ibb	score	w-l	sv	era
Feb 14	at Long Beach State	12.2	11	3	2	7	13	3	0	0	0	1	0	0	0	2-3	0-1	0	1.42
Feb 15	at Long Beach State	8.0	5	4	3	2	2	2	0	0	1	0	1	0	0	0-4	0-2	0	2.18
Feb 16	at Long Beach State	9.0	13	5	5	5	5	2	0	0	1	0	2	1	0	7-5	1-2	1	3.03
Feb 17	at UC Santa Barbara	8.0	16	17	15	5	8	3	0	0	4	0	3	0	0	7-17	1-3	1	5.97
Feb 21	ST. JOHN'S	9.0	12	10	8	6	10	3	0	1	1	0	0	0	0	6-10	1-4	1	6.36
Feb 22	ST. JOHN'S	9.0	7	3	3	3	8	2	0	0	0	0	0	0	0	1-3	1-5	1	5.82
Feb 23	ST. JOHN'S	9.0	7	7	5	4	11	1	0	0	2	1	0	0	0	11-7	2-5	1	5.71
Feb 25	STANFORD	9.0	8	4	4	2	10	3	1	0	0	0	0	0	0	8-4	3-5	1	5.50
Feb 28	at TCU	8.0	8	5	4	3	8	1	0	1	1	0	1	0	0	4-5	3-6	1	5.40
Feb 29	at TCU	8.0	7	3	3	1	8	0	1	0	0	0	1	2	0	0-3	3-7	1	5.22
Mar 01	at TCU	8.0	8	6	2	5	8	3	0	0	2	0	0	0	0	1-6	3-8	1	4.98
Mar 04	MICHIGAN	9.0	7	5	5	7	11	1	0	1	1	0	1	1	0	0-5	3-9	1	4.98
Mar 06	SAN FRANCISCO	9.0	5	4	4	2	5	0	0	2	0	0	0	0	0	1-4	3-10	1	4.90
Mar 07	at San Francisco	9.0	10	1	1	3	9	1	0	0	0	0	0	1	0	6-1	4-10	1	4.62
Mar 08	SAN FRANCISCO	10.0	11	8	6	7	7	0	0	2	1	0	0	1	0	3-8	4-11	1	4.68
Mar 10	SAN JOSE STATE	9.0	9	8	8	5	10	0	0	1	3	0	0	1	0	9-8	5-11	2	4.89
Totals		143.2	144	93	78	67	133	25	2	8	17	2	9	7	0	66-93	5-11	2	4.89

2020 SEASON IN REVIEW: SUMMARY STATISTICS

2020 California Baseball
Games Summary for California (as of Apr 15, 2021)
(All games)

Score by innings	**1**	**2**	**3**	**4**	**5**	**6**	**7**	**8**	**9**	**EX**	**Total**
California	8	4	9	4	5	13	13	8	1	1	66
Opponents	7	8	7	11	16	17	12	4	4	7	93

Record when ...

Overall	5-11	After 6 leading	2-2
Conference	0-0	..... trailing	1-8
Non-Conference	5-11	..... tied	2-1
Home games	3-5	After 7 leading	3-1
Away games	2-6	..... trailing	1-9
Neutral site	0-0	..... tied	1-1
Day games	3-5	After 8 leading	5-1
Night games	2-6	..... trailing	0-9
vs Left starter	1-6	..... tied	0-1
vs Right starter	4-5		
1-Run games	1-2	Hit 0 home runs	1-10
2-Run games	1-1	... 1 home run	2-1
5+Run games	1-4	... 2+ home runs	2-0
Extra innings	0-2		
Shutouts	0-3	Opponent 0 home runs	4-6
		..... 1 home run	1-3
Scoring 0-2 runs	0-7	..... 2+ HRs	0-2
..... 3-5 runs	0-2		
..... 6-9 runs	4-2	Made 0 errors	3-2
..... 10+ runs	1-0	.... 1 error	1-4
		.... 2+ errors	1-5
Opponent 0-2 runs	1-0		
..... 3-5 runs	2-7	Opp. made 0 errors	1-2
..... 6-9 runs	2-2	..... 1 error	1-5
..... 10+ runs	0-2	..... 2+ errors	3-4
Scored in 1st inning	3-2	Out-hit opponent	3-0
Opp. scored in 1st	1-3	Out-hit by opponent	2-10
Scores first	3-4	Hits are tied	0-1
Opp. scores first	2-7		

Record when team scores:

Runs	0	1	2	3	4	5	6	7	8	9	10+
W-L	0-3	0-3	0-1	0-1	0-1	0-0	1-1	1-1	1-0	1-0	1-0

Record when opponent scores:

Runs	0	1	2	3	4	5	6	7	8	9	10+
W-L	0-0	1-0	0-0	0-3	1-2	1-2	0-1	1-0	1-1	0-0	0-2

Record when leading after:

Inn.	1	2	3	4	5	6	7	8
W-L	3-2	1-2	3-2	2-2	2-2	2-2	3-1	5-1

Record when trailing after:

Inn.	1	2	3	4	5	6	7	8
W-L	0-3	0-5	0-6	1-6	1-7	1-8	1-9	0-9

Record when tied after:

Inn.	1	2	3	4	5	6	7	8
W-L	2-6	4-4	2-3	2-3	2-2	2-1	1-1	0-1

Current winning streak: 1
Longest winning streak: 2
Longest losing streak: 5

Home attendance : 4753 (8 dates avg = 594)
Away attendance : 17803 (8 dates avg = 2225)
Total attendance: 22556 (16 dates avg = 1409)

2020 SEASON IN REVIEW: BOX SCORES

GAME 1 » AT LONG BEACH STATE

2020 California Baseball
California at Long Beach State
Feb 14, 2020 at Long Beach, Calif. (Blair Field)

California 2 (0-1)

Player	ab	r	h	rbi	bb	so	po	a	lob
Brandon McIllwain cf	6	0	2	0	0	2	6	0	0
Darren Baker 2b	6	1	1	1	0	3	2	1	0
Max Flower rf	6	0	0	0	0	4	2	0	5
Quentin Selma 3b	6	0	1	0	0	2	1	4	1
Grant Holman 1b	4	0	1	0	1	3	9	0	0
Nathan Martorella dh	6	0	0	0	0	1	0	0	2
Connor Mack lf	2	0	0	0	0	1	1	0	0
John Lagattuta ph	1	0	0	0	0	1	0	0	1
Nathan Manning lf	0	0	0	0	0	0	1	0	0
Dylan Beavers ph/lf	1	0	0	0	0	1	0	0	1
Blake Atkins lf	0	0	0	0	0	0	0	0	0
Steven Zobac lf	1	0	0	0	0	0	1	0	0
Cole Elvis c	5	1	3	0	0	1	13	0	0
Hance Smith ss	3	0	1	0	1	1	2	1	0
Sam Stoutenborough p	0	0	0	0	0	0	0	0	0
Ian Villers p	0	0	0	0	0	0	0	0	0
Nick Proctor p	0	0	0	0	0	0	0	0	0
Joseph King p	0	0	0	0	0	0	0	0	0
Vaughn Mauterer p	0	0	0	0	0	0	0	0	0
Lucas Gather p	0	0	0	0	0	0	0	0	0
Totals	47	2	9	1	2	20	38	6	10

Long Beach State 3 (1-0)

Player	ab	r	h	rbi	bb	so	po	a	lob
Estrada, Calvin cf/rf	7	2	2	1	0	1	3	0	2
Hughey, Jacob 1b	6	0	1	1	1	2	10	3	3
Malm, Aidan rf/lf	4	0	2	1	2	1	2	0	0
Jones, Leonard lf	5	0	2	0	0	0	0	0	1
Kokx, Connor pr/cf	0	0	0	0	0	0	1	0	0
Porter, Tyler ss/2b	5	0	1	0	1	1	0	2	4
Rivera, Santino 3b/ss	6	0	1	0	0	1	0	2	1
Joy, Cole c	4	0	1	0	1	2	19	1	0
Pimentel, Alex pr	0	0	0	0	0	0	0	0	0
Greely, Thomas c	1	0	0	0	0	1	1	0	0
Carlino, Victor 2b	2	0	0	0	1	1	1	1	3
Lopez, Jesse ph	1	0	0	0	0	1	0	0	0
Hogan, Kaden 2b	0	0	0	0	0	0	0	1	0
Luttrell, Chase ph	1	0	1	0	0	0	0	0	0
Carlson, Tanner 3b	0	1	0	0	1	0	0	1	0
Loust, Charlie dh	4	0	0	0	0	1	0	0	0
Rozell, Brennan ph/dh	1	0	0	0	0	1	0	0	0
Rosales, Javier ph	1	0	0	0	0	0	0	0	0
Seminaris, Adam p	0	0	0	0	0	0	1	1	0
Lavallee, Jonathan p	0	0	0	0	0	0	0	0	0
Harrison, Devereaux p	0	0	0	0	0	0	0	0	0
Gums, Tyler p	0	0	0	0	0	0	1	0	0
Totals	48	3	11	3	7	13	39	12	15

Score by Innings	1	2	3	4	5	6	7	8	9	10	11	12	13	R	H	E
California	0	0	0	0	0	0	0	1	0	0	0	0	1	**2**	**9**	**3**
Long Beach State	0	0	0	0	0	0	1	0	0	0	0	0	2	**3**	**11**	**2**

Note: 2 outs, 1 runner LOB when the game ended.

E - Q. Selma; G. Holman; C. Elvis; Hughey; Joy. DP - Dirtbags 1. LOB - Golden Bears 10; Dirtbags 15. 2B - C. Elvis; Estrada; Jones; Joy. 3B - D. Baker. HBP - G. Holman. SH - H. Smith; Kokx. SB - B. McIllwain; Estrada; Malm.

California	ip	h	r	er	bb	so	ab	bf
Sam Stoutenborough	6.0	4	0	0	4	3	22	26
Ian Villers	1.0	2	1	0	0	0	5	5
Nick Proctor	3.0	1	0	0	1	6	9	10
Joseph King	1.0	2	0	0	1	3	6	7
Vaughn Mauterer	1.2	1	2	2	1	1	5	7
Lucas Gather	0.0	1	0	0	0	0	1	1

Long Beach State	ip	h	r	er	bb	so	ab	bf
Seminaris, Adam	6.0	3	0	0	0	11	21	21
Lavallee, Jonathan	1.1	2	1	1	0	2	5	6
Harrison, Devereaux	2.2	3	0	0	1	5	10	12
Gums, Tyler	3.0	1	1	0	1	2	11	12

Win - Gums (1-0). Loss - V. Mauterer (0-1). Save - None.
WP - Seminaris. HBP - by Harrison (G. Holman). BK - J. King. PB - Greely.

Umpires - HP: Anthony Norris 1B: Jason Kaminsky 2B: Frank Pflugradt 3B: Kevin Daugherty
Start: 6:01 pm Time: 4:45 Attendance: 1894
Weather: 60, Clear

GAME 2 » AT LONG BEACH STATE

2020 California Baseball
California at Long Beach State
Feb 15, 2020 at Long Beach, Calif. (Blair Field)

California 0 (0-2)

Player	ab	r	h	rbi	bb	so	po	a	lob
Brandon McIllwain cf	4	0	0	0	0	0	2	1	1
Darren Baker 2b	4	0	0	0	0	3	1	1	0
Max Flower rf	4	0	1	0	0	1	2	0	0
Quentin Selma 3b	4	0	0	0	0	3	0	3	1
Grant Holman p/dh	3	0	1	0	0	1	1	1	0
Nathan Martorella 1b	3	0	0	0	0	1	9	0	1
Connor Mack lf	3	0	1	0	0	0	6	0	0
Cole Elvis c	3	0	0	0	0	2	3	1	1
Hance Smith ss	3	0	0	0	0	1	0	2	0
Jack Wolger p	0	0	0	0	0	0	0	0	0
Carson Olson p	0	0	0	0	0	0	0	0	0
Totals	31	0	3	0	0	12	24	9	4

Long Beach State 4 (2-0)

Player	ab	r	h	rbi	bb	so	po	a	lob
Estrada, Calvin cf/rf	3	1	1	0	0	0	0	0	1
Hughey, Jacob 1b	4	0	0	1	0	0	8	1	0
Malm, Aidan rf	3	1	2	1	0	0	4	0	1
Pimentel, Alex lf	1	0	0	0	0	0	0	0	0
Porter, Tyler ss	2	0	0	0	2	0	1	1	1
Rivera, Santino 3b	4	0	0	0	0	1	0	3	1
Carlino, Victor 2b	2	0	0	0	0	1	0	2	0
Kokx, Connor ph/cf	1	1	1	0	0	0	0	0	0
Jones, Leonard lf	3	0	0	0	0	0	0	0	0
Hogan, Kaden 2b	0	0	0	0	0	0	0	0	0
Greely, Thomas c	1	1	0	1	0	0	13	0	0
Luttrell, Chase dh	2	0	1	0	0	0	0	0	0
Loust, Charlie ph	1	0	0	0	0	0	0	0	0
Ruiz, Alfredo p	0	0	0	0	0	0	1	0	0
Carlos, Jonathan p	0	0	0	0	0	0	0	1	0
Totals	27	4	5	3	2	2	27	8	4

Score by Innings	1	2	3	4	5	6	7	8	9	R	H	E
California	0	0	0	0	0	0	0	0	0	**0**	**3**	**3**
Long Beach State	0	0	1	0	0	2	1	0	X	**4**	**5**	**3**

E - N. Martorell(1); C. Elvis 2(3); Porter(1); Rivera(1); Carlos(1). LOB - Golden Bears 4; Dirtbags 4. 2B - Estrada(2); Kokx(1). HBP - Greely. SH - Estrada(1). SF - Greely(1). SB - Malm(2); Kokx(1).

California	ip	h	r	er	bb	so	ab	bf
Grant Holman	6.0	4	3	2	1	2	20	23
Jack Wolger	1.0	1	1	1	0	0	4	5
Carson Olson	1.0	0	0	0	1	0	3	4

Long Beach State	ip	h	r	er	bb	so	ab	bf
Ruiz, Alfredo	7.0	2	0	0	0	10	24	24
Carlos, Jonathan	2.0	1	0	0	0	2	7	7

Win - Ruiz (1-0). Loss - G. Holman (0-1). Save - None.
WP - G. Holman(1). HBP - by G. Holman (Greely). PB - C. Elvis(1).

Umpires - HP: Jason Kaminsky 1B: Frank Pflugradt 2B: Kevin Daugherty 3B: Anthony Norris
Start: 3:00pm Time: 2:13 Attendance: 1545
Weather: 64, Sunny

GAME 3 » AT LONG BEACH STATE

2020 California Baseball
California at Long Beach State
Feb 16, 2020 at Long Beach, Calif. (Blair Field)

California 7 (1-2)

Player	ab	r	h	rbi	bb	so	po	a	lob
Brandon McIllwain cf	5	0	1	0	0	0	3	0	0
Darren Baker 2b	5	2	2	0	0	0	2	3	1
Nathan Martorella 1b	4	3	3	1	1	0	9	0	0
Quentin Selma 3b	4	1	3	2	1	0	0	2	3
Grant Holman dh	4	0	2	0	1	2	0	0	0
John Lagattuta lf	4	0	2	3	0	2	2	0	0
Connor Mack lf	1	0	0	0	0	0	0	0	0
Max Flower rf	5	0	1	0	0	2	3	0	2
Cole Elvis c	5	0	0	0	0	2	4	1	1
Hance Smith ss	2	1	0	0	1	0	4	4	0
Ian Villers p	0	0	0	0	0	0	0	0	0
Jack Delmore p	0	0	0	0	0	0	0	0	0
Vaughn Mauterer p	0	0	0	0	0	0	0	0	0
Lucas Gather p	0	0	0	0	0	0	0	0	0
Nick Proctor p	0	0	0	0	0	0	0	0	0
Steven Zobac p	0	0	0	0	0	0	0	1	0
Carson Olson p	0	0	0	0	0	0	0	0	0
Mitchell Scott p	0	0	0	0	0	0	0	0	0
Totals	39	7	14	6	4	8	27	11	10

Long Beach State 5 (2-1)

Player	ab	r	h	rbi	bb	so	po	a	lob
Estrada, Calvin rf	4	0	2	0	2	0	3	1	5
Hughey, Jacob 1b	4	0	0	0	1	0	5	1	5
Malm, Aidan dh	5	0	0	0	0	2	0	0	0
Jones, Leonard lf	4	1	1	0	0	1	0	0	0
Carlino, Victor 2b	0	0	0	0	0	0	0	0	0
Lopez, Jesse ph	1	0	0	0	0	0	0	0	2
Carlson, Tanner 2b	0	0	0	0	0	0	0	0	0
Porter, Tyler 2b	1	0	0	0	0	0	1	1	0
Hogan, Kaden pr/2b	1	1	0	0	0	0	1	0	0
Luttrell, Chase ph/lf	1	1	1	0	1	0	1	0	0
Rivera, Santino ss	4	1	3	1	1	0	0	1	0
Joy, Cole c	4	1	2	2	0	0	7	1	0
Pimentel, Alex pr	0	0	0	0	0	0	0	0	0
Greely, Thomas c	0	0	0	0	0	0	3	0	0
Rosales, Javier ph	1	0	0	0	0	1	0	0	0
Rozell, Brennan 3b	4	0	1	1	0	1	1	2	2
Kokx, Connor cf	4	0	3	1	0	0	4	0	0
Ramirez, Luis p	0	0	0	0	0	0	0	0	0
Rons, Jake p	0	0	0	0	0	0	0	1	0
Gums, Tyler p	0	0	0	0	0	0	1	0	0
Clough, Ethan p	0	0	0	0	0	0	0	0	0
Lavallee, Jonathan p	0	0	0	0	0	0	0	0	0
Fields, Matt p	0	0	0	0	0	0	0	0	0
Totals	38	5	13	5	5	5	27	8	14

Score by Innings	1	2	3	4	5	6	7	8	9	R	H	E
California	2	0	2	0	0	0	0	3	0	**7**	**14**	**0**
Long Beach State	0	2	0	2	0	0	1	0	0	**5**	**13**	**3**

E - Carlino(1); Rivera 2(3). DP - Golden Bears 1; Dirtbags 1. LOB - Golden Bears 10; Dirtbags 14. 2B - N. Martorell 2(2); Q. Selma(1); Rivera(1); Kokx(2). HBP - H. Smith; Porter; Kokx. SF - Rozell(1). SB - H. Smith(1); Kokx(2). CS - G. Holman(1).

California	ip	h	r	er	bb	so	ab	bf
Ian Villers	1.0	1	0	0	0	0	3	3
Jack Delmore	0.2	3	2	2	0	0	4	6
Vaughn Mauterer	1.1	0	0	0	0	0	4	4
Lucas Gather	0.2	2	2	2	0	0	4	5
Nick Proctor	2.0	2	0	0	1	0	8	9
Steven Zobac	2.0	4	1	1	2	3	10	12
Carson Olson	0.1	0	0	0	2	0	1	3
Mitchell Scott	1.0	1	0	0	0	2	4	4

Long Beach State	ip	h	r	er	bb	so	ab	bf
Ramirez, Luis	4.1	8	4	4	2	3	20	23
Rons, Jake	1.0	2	0	0	1	1	4	5
Gums, Tyler	0.2	0	0	0	1	0	2	3
Clough, Ethan	1.1	2	2	1	0	2	7	7
Lavallee, Jonathan	0.2	2	1	1	0	1	3	3
Fields, Matt	1.0	0	0	0	0	1	3	3

Win - S. Zobac (1-0). Loss - Clough (0-1). Save - M. Scott (1).
WP - J. Delmore(1); L. Ramirez(1). HBP - by J. Delmore (Kokx); by L. Ramirez (H. Smith); by L. Gather (Porter). PB - Joy(1).

Umpires - HP: Frank Pflugradt 1B: Kevin Daugherty 2B: Anthony Norris 3B: Jason Kaminsky
Start: 1:00 pm Time: 4:10 Attendance: 1527
Weather: 64, Sunny
C. Olson faced 2 batters in the 9th.

GAME 4 » AT SANTA BARBARA

2020 California Baseball
California at UC Santa Barbara
Feb 17, 2020 at Santa Barbara, CA (Caesar Uyesaka)

California 7 (1-3)

Player	ab	r	h	rbi	bb	so	po	a	lob
Brandon McIllwain cf	3	1	1	0	1	0	4	0	0
Nathan Manning cf	1	0	0	0	0	1	0	0	0
Darren Baker 2b	4	2	2	0	1	1	2	2	0
Nathan Martorella dh	5	3	1	0	0	1	0	0	1
Quentin Selma 3b	4	0	2	5	0	1	1	1	0
Jake Skipworth ph	1	0	1	1	0	0	0	0	0
Grant Holman 1b	3	0	1	0	1	0	8	0	1
Tommy Henderson ph	1	0	0	0	0	0	0	0	1
Max Flower rf	3	0	1	1	0	0	1	0	2
Dylan Beavers ph/rf	1	0	0	0	0	1	0	0	0
Connor Mack lf	2	0	0	0	0	1	0	0	2
John Lagattuta ph/lf	2	0	0	0	0	1	0	0	0
Ethan Cloyd c	4	0	1	0	0	0	8	0	0
Hance Smith ss	3	1	1	0	0	2	0	2	0
Keshawn Ogans ss	1	0	0	0	0	0	0	0	0
Josh White p	0	0	0	0	0	0	0	0	0
Ian Villers p	0	0	0	0	0	0	0	0	0
Jack Delmore p	0	0	0	0	0	0	1	0	0
Vaughn Mauterer p	0	0	0	0	0	0	0	0	0
Jack Wolger p	0	0	0	0	0	0	0	0	0
Ben Lake p	0	0	0	0	0	0	0	0	0
Rueben Drogin p	0	0	0	0	0	0	0	0	0
Totals	38	7	11	7	3	9	24	6	7

UC Santa Barbara 17 (3-1)

Player	ab	r	h	rbi	bb	so	po	a	lob
O'Connor, McClain ss	5	2	3	2	0	1	4	1	0
Sprinkle, Jordan ph/ss	1	0	0	0	0	1	1	0	0
Cummings, Cole 3b	2	2	1	3	1	0	0	3	0
Forshey, Theo ph/3b	1	0	0	0	0	0	0	0	0
Castanon, Marcos 2b	5	1	2	3	0	0	1	2	1
Marsh, Michael ph/2b	0	0	0	0	1	0	0	0	0
Kirtley, Christian dh	3	1	1	3	1	1	0	0	1
Johnson, Kyle 1b	5	1	1	0	0	1	9	0	4
Bloom, Gianni c	5	1	1	1	0	2	8	1	1
Eng, Mason c	0	0	0	0	0	0	1	0	0
Willow, Jason rf	3	2	1	0	1	1	1	0	0
Vogt, Nicolas lf	3	3	2	1	1	1	0	0	0
Ledford, Steele cf	5	4	4	2	0	0	2	0	1
Benbrook, Carter p	0	0	0	0	0	0	0	2	0
Callahan, James p	0	0	0	0	0	0	0	0	0
Adamson, Charlie p	0	0	0	0	0	0	0	0	0
Totals	38	17	16	15	5	8	27	9	8

Score by Innings	1	2	3	4	5	6	7	8	9	R	H	E
California	1	0	2	3	0	0	0	0	1	**7**	**11**	**1**
UC Santa Barbara	0	0	2	3	8	4	0	0	X	**17**	**16**	**0**

E - H. Smith. LOB - Cal 7; UCSB 8. 2B - Q. Selma; J. Skipworth; Kirtley, C.; Vogt, N.; Ledford, S.. HBP - Cummings, C.; Kirtley, C.; Vogt, N.. SH - Willow, J.. SF - Cummings, C.; Kirtley, C.. SB - B. McIllwain 2; D. Baker; Willow, J..

California	ip	h	r	er	bb	so	ab	bf
Josh White	3.1	4	5	3	3	3	15	18
Ian Villers	0.2	1	0	0	0	0	2	3
Jack Delmore	0.1	4	5	5	0	0	4	6
Vaughn Mauterer	0.0	2	3	3	0	0	2	3
Jack Wolger	1.2	5	4	4	1	1	9	11
Ben Lake	1.2	0	0	0	1	3	5	7
Rueben Drogin	0.1	0	0	0	0	1	1	1

UC Santa Barbara	ip	h	r	er	bb	so	ab	bf
Benbrook, Carter	3.2	9	6	6	2	2	20	22
Callahan, James	4.0	0	0	0	1	6	12	13
Adamson, Charlie	1.1	2	1	1	0	1	6	6

Win - Callahan, J. (1-0). Loss - J. Delmore (0-1). Save - None.
WP - J. White; I. Villers; V. Mauterer; J. Wolger. HBP - by J. Delmore (Kirtley, C.); by V. Mauterer (Cummings, C.); by B. Lake (Vogt, N.).

Umpires - HP: Eric Petersen 1B: Gary DiFabio 2B: Dwayne Finley 3B: Joe Maiden
Start: 5:30 PM Time: 3:30 Attendance: 483
Weather: Clear, 60s
V. Mauterer faced 3 batters in the 5th.

2020 SEASON IN REVIEW: BOX SCORES

GAME 5 » ST. JOHN'S

2020 California Baseball
St. John's at California
Feb 21, 2020 at Berkeley, CA (Evans Diamond)

St. John's 10 (2-2)

Player	ab	r	h	rbi	bb	so	po	a	lob
ANTICO, Mike cf	5	0	1	1	0	3	0	0	1
BARTELS, Carson 2b	5	2	2	0	0	1	4	3	1
FOLZ, Justin 3b	3	1	0	0	2	2	1	0	1
HENSHAW, Mitchell c	5	1	2	1	0	2	12	1	1
McGEEHAN, Sean lf	4	1	2	1	1	0	1	0	0
LAZZARO, Jake ss	4	1	1	0	1	1	0	4	1
MARKEY, Ryan 1b	4	3	2	1	1	0	8	0	0
ABINANTI, Peter rf	4	0	1	2	0	0	1	0	3
HOGAN, Ryan dh	3	1	1	3	1	1	0	0	1
MONDAK, Nick p	0	0	0	0	0	0	0	0	0
COOMBE, Dominic p	0	0	0	0	0	0	0	2	0
STEFL, Chris p	0	0	0	0	0	0	0	0	0
BACKMAN, Brandon p	0	0	0	0	0	0	0	1	0
ROUTZAHN, Ethan p	0	0	0	0	0	0	0	0	0
Totals	37	10	12	9	6	10	27	11	9

California 6 (1-4)

Player	ab	r	h	rbi	bb	so	po	a	lob
Brandon McIllwain cf	4	1	0	0	1	2	2	0	1
Darren Baker 2b	3	2	2	1	0	0	2	4	1
Nathan Martorella dh	4	0	1	1	1	1	0	0	1
Quentin Selma 3b	3	1	2	2	2	1	0	3	0
Grant Holman 1b	5	0	1	2	0	3	9	0	2
Max Flower rf	2	0	0	0	0	1	0	0	3
Steven Zobac pr/rf	2	1	0	0	0	1	1	0	0
Connor Mack lf	2	0	0	0	0	1	2	0	1
John Lagattuta ph/lf	2	0	0	0	0	2	0	0	0
Cole Elvis c	2	0	0	0	2	1	11	0	0
Keshawn Ogans ss	1	1	1	0	3	0	0	1	0
Sam Stoutenborough p	0	0	0	0	0	0	0	0	0
Jack Wolger p	0	0	0	0	0	0	0	0	0
Carson Olson p	0	0	0	0	0	0	0	0	0
Nick Proctor p	0	0	0	0	0	0	0	1	0
Lucas Gather p	0	0	0	0	0	0	0	0	0
Totals	30	6	7	6	9	13	27	9	9

Score by Innings	1	2	3	4	5	6	7	8	9	R	H	E
St. John's	2	0	2	0	2	1	1	0	2	**10**	**12**	**1**
California	0	0	2	0	0	4	0	0	0	**6**	**7**	**1**

E - McGEEHAN(1); C. Elvis(4). DP - SJU 3. LOB - SJU 9; CAL 9. 2B - ANTICO(1); HENSHAW(1); McGEEHAN(2); G. Holman(1). HR - HOGAN(1). HBP - D. Baker; M. Flower. SH - ANTICO(1); ABINANTI(1); D. Baker(1). SF - HOGAN(1). SB - ANTICO(2); MARKEY(1).

St. John's	ip	h	r	er	bb	so	ab	bf
MONDAK, Nick	4.0	5	2	2	5	5	15	20
COOMBE, Dominic	1.2	0	3	3	2	3	5	8
STEFL, Chris	0.0	1	1	1	1	0	1	3
BACKMAN, Brandon	2.1	0	0	0	1	4	6	8
ROUTZAHN, Ethan	1.0	1	0	0	0	1	3	3

California	ip	h	r	er	bb	so	ab	bf
Sam Stoutenborough	3.0	5	4	4	4	4	13	18
Jack Wolger	2.0	1	2	0	2	2	6	10
Carson Olson	1.0	2	1	1	0	1	5	5
Nick Proctor	1.0	2	1	1	0	1	5	5
Lucas Gather	2.0	2	2	2	0	2	8	8

Win - BACKMAN (1-0). Loss - S. Stoutenb. (0-1). Save - None.
WP - N. Proctor(1). HBP - by COOMBE (M. Flower); by STEFL (D. Baker).

Umpires - HP: Will Van Raaphorst 1B: Jason Rogers 2B: Shawn Rakos 3B: Joe Maiden
Start: 6:05 PM Time: 3:40 Attendance: 519
STEFL faced 3 batters in the 6th.

GAME 6 » ST. JOHN'S

2020 California Baseball
St. John's at California
Feb 22, 2020 at Berkeley, CA (Evans Diamond)

St. John's 3 (3-2)

Player	ab	r	h	rbi	bb	so	po	a	lob
ANTICO, Mike cf	5	0	1	0	0	1	1	0	1
BARTELS, Carson 2b	5	0	0	0	0	1	3	4	2
FOLZ, Justin 3b	3	1	1	0	1	1	1	4	0
HENSHAW, Mitchell dh	4	1	2	1	0	0	0	0	0
MILLER, Brandon rf	3	0	0	0	0	0	1	0	2
ABINANTI, Peter ph/rf	1	0	0	0	0	0	0	0	0
McGEEHAN, Sean lf	4	0	1	1	0	1	1	0	1
LAZZARO, Jake ss	2	1	0	0	2	1	2	2	0
MARKEY, Ryan 1b	4	0	1	0	0	0	15	1	2
WETTERAU, Colin c	4	0	1	0	0	3	2	2	0
RODRIGUEZ, Joe Joe p	0	0	0	0	0	0	0	0	0
MOSSEAU, Geoff p	0	0	0	0	0	0	0	0	0
ROUTZAHN, Ethan p	0	0	0	0	0	0	1	0	0
Totals	35	3	7	2	3	8	27	13	8

California 1 (1-5)

Player	ab	r	h	rbi	bb	so	po	a	lob
Darren Baker 2b	4	1	0	0	1	0	1	4	6
Quentin Selma 3b	2	0	1	0	2	1	0	3	0
Nathan Martorella 1b	4	0	0	0	0	0	9	0	1
Grant Holman p/dh	4	0	0	1	0	0	0	0	0
Brandon McIllwain cf	3	0	0	0	1	0	6	0	2
Steven Zobac lf	4	0	1	0	0	1	1	0	0
Cole Elvis c	3	0	0	0	0	1	7	1	0
Nathan Manning pr	0	0	0	0	0	0	0	0	0
Dylan Beavers rf	2	0	1	0	2	0	1	0	0
Keshawn Ogans ss	4	0	1	0	0	0	2	2	0
Vaughn Mauterer p	0	0	0	0	0	0	0	0	0
Ian Villers p	0	0	0	0	0	0	0	0	0
Totals	30	1	4	1	6	3	27	10	9

Score by Innings	1	2	3	4	5	6	7	8	9	R	H	E
St. John's	0	1	0	0	0	2	0	0	0	**3**	**7**	**1**
California	1	0	0	0	0	0	0	0	0	**1**	**4**	**1**

E - FOLZ(4); G. Holman(2). LOB - SJU 8; CAL 9. 2B - HENSHAW(2); McGEEHAN(3). SH - C. Elvis(1). SB - MARKEY(2); D. Baker 2(3); Q. Selma(1). CS - K. Ogans(1).

St. John's	ip	h	r	er	bb	so	ab	bf
RODRIGUEZ, Joe Joe	6.0	1	1	1	5	2	18	23
MOSSEAU, Geoff	2.0	2	0	0	1	0	7	9
ROUTZAHN, Ethan	1.0	1	0	0	0	1	5	5

California	ip	h	r	er	bb	so	ab	bf
Grant Holman	5.2	4	3	3	1	6	22	23
Vaughn Mauterer	2.1	1	0	0	2	1	8	10
Ian Villers	1.0	2	0	0	0	1	5	5

Win - RODRIGUEZ (1-1). Loss - G. Holman (0-2). Save - ROUTZAHN (1).
WP - RODRIGUEZ(1). PB - C. Elvis 2(3).

Umpires - HP: Jason Rogers 1B: Shawn Rakos 2B: Joe Maiden 3B: Will Van Raaphorst
Start: 3:05 PM Time: 2:45 Attendance: 536
Weather: Sunny, clear skies
RODRIGUEZ faced 1 batter in the 7th.

GAME 7 » ST. JOHN'S

2020 California Baseball
St. John's at California
Feb 23, 2020 at Berkeley, CA (Evans Diamond)

St. John's 7 (3-3)

Player	ab	r	h	rbi	bb	so	po	a	lob
ANTICO, Mike cf	4	0	0	0	1	2	1	0	2
BARTELS, Carson 2b	4	1	0	0	1	2	2	3	0
FOLZ, Justin 3b	4	0	0	0	1	1	0	3	0
McGEEHAN, Sean lf	5	1	1	0	0	1	3	0	1
WETTERAU, Colin c	3	2	1	0	1	2	4	0	1
GLANCY, David rf	4	1	1	1	0	2	2	0	0
LAZZARO, Jake ss	4	2	3	1	0	0	2	2	1
MARKEY, Ryan 1b	3	0	0	1	0	0	10	0	0
BIANCHI, Vincet dh	4	0	1	1	0	1	0	0	1
MURPHY, Ian p	0	0	0	0	0	0	0	2	0
HENDRY, Brian p	0	0	0	0	0	0	0	0	0
CRUZ, Brandyn p	0	0	0	0	0	0	0	0	0
FAUCI, Sonny p	0	0	0	0	0	0	0	0	0
LAJOIE, Josh p	0	0	0	0	0	0	0	0	0
MORRELL, Brian p	0	0	0	0	0	0	0	0	0
Totals	35	7	7	4	4	11	24	10	6

California 11 (2-5)

Player	ab	r	h	rbi	bb	so	po	a	lob
Darren Baker 2b	3	3	2	0	1	0	0	0	0
Quentin Selma 3b	4	1	2	4	1	0	1	2	0
Nathan Martorella 1b	4	1	2	1	1	0	8	0	0
Grant Holman dh	5	2	3	1	0	1	0	0	1
Brandon McIllwain cf	4	0	1	0	1	1	2	0	3
Steven Zobac lf	4	0	1	2	0	0	2	0	0
Cole Elvis c	5	0	0	0	0	2	10	1	3
Dylan Beavers rf	4	1	2	1	0	0	1	0	0
Keshawn Ogans ss	3	3	2	1	1	0	3	3	1
Josh White p	0	0	0	0	0	0	0	1	0
Nick Proctor p	0	0	0	0	0	0	0	0	0
Joseph King p	0	0	0	0	0	0	0	0	0
Ian Villers p	0	0	0	0	0	0	0	0	0
Totals	36	11	15	10	5	4	27	7	8

Score by Innings	1	2	3	4	5	6	7	8	9	R	H	E
St. John's	0	0	0	5	0	2	0	0	0	**7**	**7**	**0**
California	0	0	2	0	2	0	3	4	X	**11**	**15**	**1**

E - N.Martorella(2). DP - SJU 1. LOB - SJU 6; CAL 8. 2B - McGEEHAN(4); D. Baker(1). HR - Q. Selma(1); D. Beavers(1); K. Ogans(1). SH - MARKEY(1); D. Baker(2). SF - S. Zobac(1). SB - ANTICO(3); LAZZARO(1).

St. John's	ip	h	r	er	bb	so	ab	bf
MURPHY, Ian	4.1	6	4	4	3	3	18	22
HENDRY, Brian	1.2	1	0	0	0	1	5	5
CRUZ, Brandyn	0.1	2	3	3	1	0	3	4
FAUCI, Sonny	0.2	1	0	0	0	0	2	3
LAJOIE, Josh	0.2	4	4	4	1	0	6	7
MORRELL, Brian	0.1	1	0	0	0	0	2	2

California	ip	h	r	er	bb	so	ab	bf
Josh White	3.2	5	5	5	2	3	15	18
Nick Proctor	2.1	1	2	0	0	4	10	10
Joseph King	2.0	1	0	0	1	3	7	8
Ian Villers	1.0	0	0	0	1	1	3	4

Win - J. King (1-0). Loss - LAJOIE (0-1). Save - None.
WP - FAUCI(1); J. White(2); N. Proctor(2). BK - MURPHY(1); J. King(2). PB - WETTERAU(1); C. Elvis(4).

Umpires - HP: Shawn Rakos 1B: Joe Maiden 2B: Will Van Raaphorst 3B: Jason Rogers
Start: 1:05 PM Time: 3:17 Attendance: 523
Weather: Sunny, clear skies

GAME 8 » STANFORD

2020 California Baseball
Stanford at California
Feb 25, 2020 at Berkeley, CA (Evans Diamond)

Stanford 4 (1-7)

Player	ab	r	h	rbi	bb	so	po	a	lob
Brueser,Nick 1b	5	0	0	1	0	2	5	0	0
Jones, Brock cf	3	0	0	0	1	2	3	0	1
Molfetta,Christian c	4	0	0	0	0	2	9	0	0
Hinkelman, Cole lf	4	1	1	0	0	1	4	0	0
Kretzschmar,Austin 2b	4	0	3	1	0	0	2	2	1
Martinez, Vincent dh	3	0	2	0	0	0	0	0	0
Cobb, Owen pr/dh	1	1	0	0	0	1	0	0	0
Tawa,Tim ss	4	0	0	0	0	0	0	2	4
Bellafronto,Nick 3b	3	2	1	0	1	1	1	0	0
Robinson,Christian rf	4	0	1	2	0	1	0	0	0
Meier, Max p	0	0	0	0	0	0	0	1	0
Dieter,Brandon p	0	0	0	0	0	0	0	0	0
Grech,Zach p	0	0	0	0	0	0	0	0	0
Jensen, Cody p	0	0	0	0	0	0	0	0	0
Rudd,Carson p	0	0	0	0	0	0	0	0	0
Lopez, Nicolas p	0	0	0	0	0	0	0	0	0
Totals	35	4	8	4	2	10	24	5	6

California 8 (3-5)

Player	ab	r	h	rbi	bb	so	po	a	lob
Darren Baker 2b	4	1	1	1	1	1	1	2	0
Quentin Selma 3b	3	0	0	2	0	0	0	2	1
Nathan Martorella dh	3	1	0	0	1	0	0	0	2
Grant Holman 1b	3	1	1	3	1	0	8	1	0
Brandon McIllwain cf	4	1	1	2	0	2	0	0	0
Dylan Beavers rf	3	0	1	0	1	2	4	0	0
Steven Zobac lf/p	4	1	1	0	0	1	2	0	1
Ethan Cloyd c	3	2	1	0	1	1	10	1	2
Keshawn Ogans ss	4	1	0	0	0	2	1	5	0
Lucas Gather p	0	0	0	0	0	0	1	0	0
Nick Proctor p	0	0	0	0	0	0	0	0	0
Jack Wolger p	0	0	0	0	0	0	0	1	0
Vaughn Mauterer p	0	0	0	0	0	0	0	0	0
Joseph King p	0	0	0	0	0	0	0	0	0
Connor Mack lf	0	0	0	0	0	0	0	0	0
Totals	31	8	6	8	5	9	27	12	6

Score by Innings	1	2	3	4	5	6	7	8	9	R	H	E
Stanford	0	0	1	0	0	0	2	1	0	**4**	**8**	**3**
California	0	0	1	0	0	0	7	0	X	**8**	**6**	**0**

E - Kretzschmar 2(2); Tawa,T(2). LOB - STAN 6; CAL 6. 2B - Hinkelman,C(4); Kretzschmar(2); Robinson,C(2); G. Holman(2). 3B - Bellafronto(1). HR - B. McIllwain(1). SF - Q. Selma 2(2). SB - Molfetta,C(1); D. Baker(4).

Stanford	ip	h	r	er	bb	so	ab	bf
Meier, Max	3.1	1	1	1	2	2	12	15
Dieter,Brandon	3.0	1	1	1	0	6	10	10
Grech,Zach	0.0	1	2	0	0	0	2	2
Jensen, Cody	0.2	2	4	0	3	0	3	7
Rudd,Carson	0.2	1	0	0	0	1	3	3
Lopez, Nicolas	0.1	0	0	0	0	0	1	1

California	ip	h	r	er	bb	so	ab	bf
Lucas Gather	3.0	2	1	1	0	2	11	11
Nick Proctor	1.0	2	0	0	0	2	5	5
Jack Wolger	1.2	0	0	0	1	1	5	6
Vaughn Mauterer	0.2	2	2	2	1	0	4	5
Joseph King	1.2	2	1	1	0	2	7	7
Steven Zobac	1.0	0	0	0	0	3	3	3

Win - J. King (2-0). Loss - Grech,Z (0-1). Save - None.

Umpires - HP: Darren Hyman 1B: Patrick Riley 2B: Scott Letendre 3B: Christopher Gonzalez
Start: 6:05 PM Time: 3:10 Attendance: 724
Weather: Partly cloudy, 65 degrees
Grech,Z faced 2 batters in the 7th.

2020 SEASON IN REVIEW: BOX SCORES

GAME 9 » AT #21 TCU

2020 California Baseball
California at #21 TCU
Feb 28, 2020 at Fort Worth, Texas (Lupton Stadium)

California 4 (3-6)

Player	ab	r	h	rbi	bb	so	po	a	lob
Darren Baker 2b	4	0	1	2	0	1	2	0	1
Quentin Selma 3b	3	0	1	0	1	1	1	4	0
Nathan Martorella dh	4	0	0	0	0	1	0	0	0
Grant Holman 1b	4	0	0	0	0	1	4	2	0
Brandon McIllwain cf	3	1	1	0	1	0	3	0	0
Dylan Beavers rf	2	0	0	1	0	1	1	0	0
Max Flower ph/rf	2	0	1	0	0	0	2	0	2
Steven Zobac lf/p	3	1	0	0	1	2	0	0	0
Cole Elvis c	2	1	0	0	1	1	8	0	0
John Lagattuta ph	1	0	0	0	0	0	0	0	1
Keshawn Ogans ss	3	1	2	1	0	1	1	2	0
Sam Stoutenborough p	0	0	0	0	0	0	2	0	0
Nick Proctor p	0	0	0	0	0	0	0	0	0
Joseph King p	0	0	0	0	0	0	0	0	0
Connor Mack lf	0	0	0	0	0	0	0	0	0
Totals	31	4	6	4	4	9	24	8	4

TCU 5 (8-1)

Player	ab	r	h	rbi	bb	so	po	a	lob
Brown, Porter lf	3	0	0	1	1	1	0	0	0
Sacco, Tommy ss	4	1	1	1	0	2	2	3	0
Henry, Austin 1b	2	0	0	1	1	0	10	1	0
Wood, Gene rf	4	0	0	0	0	2	3	1	0
Wolfe, Hunter dh	4	0	1	0	0	2	0	0	3
Shepherd, Conner 3b	4	2	2	1	0	0	0	6	0
Humphreys, Zach c	4	1	2	0	0	1	8	1	0
Rodgers, Gray 2b	3	1	2	0	1	0	1	2	2
Sikes, Phillip cf	3	0	0	1	0	0	2	0	2
Ray, Johnny p	0	0	0	0	0	0	1	0	0
Green, Haylen p	0	0	0	0	0	0	0	0	0
Perez, Marcelo p	0	0	0	0	0	0	0	0	0
Beethe, Harrison p	0	0	0	0	0	0	0	0	0
Totals	31	5	8	5	3	8	27	14	7

Score by Innings	1	2	3	4	5	6	7	8	9	R	H	E
California	0	4	0	0	0	0	0	0	0	**4**	**6**	**0**
TCU	0	0	0	0	3	0	1	1	X	**5**	**8**	**1**

E - Sikes(1). DP - TCU 1. LOB - CAL 4; TCU 7. 2B - B. McIllwain(1); K. Ogans(1); Humphreys(6). HR - Shepherd(3). HBP - Sikes. SF - Henry(1).

California	ip	h	r	er	bb	so	ab	bf
Sam Stoutenborough	4.0	4	3	3	1	3	16	18
Nick Proctor	0.2	0	0	0	2	1	2	4
Joseph King	2.1	2	1	0	0	3	8	9
Steven Zobac	1.0	2	1	1	0	1	5	5

TCU	ip	h	r	er	bb	so	ab	bf
Ray, Johnny	5.0	3	4	3	3	6	17	20
Green, Haylen	2.2	2	0	0	1	3	9	10
Perez, Marcelo	0.1	0	0	0	0	0	1	1
Beethe, Harrison	1.0	1	0	0	0	0	4	4

Win - Perez (1-0). Loss - S. Zobac (1-1). Save - Beethe (1).
WP - J. King(2); Ray 2(1). HBP - by S. Stoutenb. (Sikes). PB - C. Elvis.

Umpires - HP: Kelly Nutt 1B: Doyle Sooter 2B: Shane Matheny 3B: AJ Wendel
Start: 6:34 Time: 2:50 Attendance: 3809
S. Stoutenb. faced 4 batters in the 5th.
Ray faced 1 batter in the 6th.

GAME 10 » AT #21 TCU

2020 California Baseball
California at #21 TCU
Feb 29, 2020 at Fort Worth, Texas (Lupton Stadium)

California 0 (3-7)

Player	ab	r	h	rbi	bb	so	po	a	lob
Darren Baker 2b	4	0	1	0	0	0	0	4	0
Quentin Selma 3b	4	0	1	0	0	1	1	1	0
Nathan Martorella 1b	2	0	0	0	2	0	7	0	0
Grant Holman p/dh	3	0	0	0	0	1	0	1	3
Max Flower ph	1	0	0	0	0	1	0	0	0
Brandon McIllwain cf	3	0	1	0	1	1	1	0	0
Dylan Beavers rf	3	0	1	0	0	0	3	0	0
Connor Mack ph	1	0	0	0	0	1	0	0	0
John Lagattuta lf	4	0	1	0	0	0	1	0	2
Cole Elvis c	2	0	0	0	0	1	6	1	1
Nathan Manning ph	1	0	0	0	0	0	0	0	1
Dom Souto c	0	0	0	0	0	0	2	0	0
Keshawn Ogans ss	3	0	1	0	0	0	3	3	0
Jack Wolger p	0	0	0	0	0	0	0	0	0
Carson Olson p	0	0	0	0	0	0	0	0	0
Totals	31	0	6	0	3	6	24	10	7

TCU 3 (9-1)

Player	ab	r	h	rbi	bb	so	po	a	lob
Thompson, Sam cf	2	0	1	1	0	0	1	0	0
Sikes, Phillip cf	1	0	0	0	0	1	1	0	0
Rodgers, Gray 2b	4	0	1	0	0	1	1	6	1
Henry, Austin 1b	4	0	0	0	0	2	11	0	0
Wood, Gene rf	2	1	0	0	1	0	2	0	0
Wolfe, Hunter dh	3	1	2	0	0	1	0	0	0
Shepherd, Conner 3b	3	0	0	0	0	2	0	1	0
Humphreys, Zach c	3	0	0	0	0	1	6	0	0
Sacco, Tommy ss	3	1	3	2	0	0	2	3	0
Brown, Porter lf	3	0	0	0	0	0	3	0	2
King, Charles p	0	0	0	0	0	0	0	0	0
Krob, Austin p	0	0	0	0	0	0	0	0	0
Hill, Drew p	0	0	0	0	0	0	0	0	0
Green, Haylen p	0	0	0	0	0	0	0	1	0
Totals	28	3	7	3	1	8	27	11	3

Score by Innings	1	2	3	4	5	6	7	8	9	R	H	E
California	0	0	0	0	0	0	0	0	0	**0**	**6**	**0**
TCU	0	2	0	0	1	0	0	0	X	**3**	**7**	**0**

DP - CAL 2; TCU 2. LOB - CAL 7; TCU 3. 2B - Q. Selma(3). 3B - Thompson(1). HBP - Thompson. SB - Sacco(3). CS - Wolfe(2).

California	ip	h	r	er	bb	so	ab	bf
Grant Holman	6.2	5	3	3	1	7	23	25
Jack Wolger	0.1	1	0	0	0	0	2	2
Carson Olson	1.0	1	0	0	0	1	3	3

TCU	ip	h	r	er	bb	so	ab	bf
King, Charles	7.0	5	0	0	1	3	25	26
Krob, Austin	1.0	1	0	0	1	1	3	4
Hill, Drew	0.1	0	0	0	1	1	1	2
Green, Haylen	0.2	0	0	0	0	1	2	2

Win - King (1-1). Loss - G. Holman (0-3). Save - Green (1).
WP - Krob(1). HBP - by G. Holman (Thompson).

Umpires - HP: Doyle Sooter 1B: Shane Matheny 2B: AJ Wendel 3B: Kelly Nutt
Start: 3:04 Time: 2:30 Attendance: 4507
Krob faced 1 batter in the 9th.

GAME 11 » AT #21 TCU

2020 California Baseball
California at #21 TCU
Mar 01, 2020 at Fort Worth, Texas (Lupton Stadium)

California 1 (3-8)

Player	ab	r	h	rbi	bb	so	po	a	lob
Keshawn Ogans ss	4	0	1	0	0	1	0	2	0
Darren Baker 2b	3	0	0	0	0	1	1	3	0
Quentin Selma 3b	4	0	0	0	0	1	1	1	1
Grant Holman 1b	4	0	1	0	0	2	9	0	0
Brandon McIllwain cf	2	1	1	0	1	0	3	0	0
John Lagattuta dh	4	0	1	0	0	2	0	0	1
Max Flower rf	3	0	0	0	0	1	0	0	0
Dom Souto c	2	0	0	0	0	1	5	1	2
Nathan Martorella ph	1	0	0	0	0	1	0	0	1
Ethan Cloyd c	0	0	0	0	0	0	3	0	0
Connor Mack lf	2	0	0	0	0	1	1	0	0
Dylan Beavers ph/lf	0	0	0	0	1	0	0	0	0
Sean Sullivan p	0	0	0	0	0	0	1	0	0
Josh White p	0	0	0	0	0	0	0	1	0
Joseph King p	0	0	0	0	0	0	0	0	0
Ian Villers p	0	0	0	0	0	0	0	0	0
Steven Zobac p	0	0	0	0	0	0	0	0	0
Nick Proctor p	0	0	0	0	0	0	0	0	0
Jack Wolger p	0	0	0	0	0	0	0	0	0
Totals	29	1	4	0	2	11	24	8	5

TCU 6 (10-1)

Player	ab	r	h	rbi	bb	so	po	a	lob
Thompson, Sam lf	5	1	1	0	0	1	0	0	4
Rodgers, Gray 2b	4	1	1	1	1	0	1	2	0
Humphreys, Zach c	5	1	1	0	0	1	10	1	1
Wood, Gene rf	4	1	2	1	1	1	2	0	0
Wolfe, Hunter dh	3	1	2	1	1	1	0	0	1
Shepherd, Conner 3b	3	1	0	0	1	1	0	1	2
Henry, Austin 1b	3	0	0	0	0	1	8	1	2
Goodloe, Bobby ph	1	0	0	0	0	0	0	0	0
Speaker, Mason 1b	0	0	0	0	0	0	1	1	0
Sacco, Tommy ss	3	0	0	0	1	1	1	4	0
Sikes, Phillip cf	4	0	1	2	0	1	2	0	0
Smith, Russell p	0	0	0	0	0	0	1	1	0
Perez, Marcelo p	0	0	0	0	0	0	0	0	0
Beethe, Harrison p	0	0	0	0	0	0	1	0	0
Totals	35	6	8	5	5	8	27	11	10

Score by Innings	1	2	3	4	5	6	7	8	9	R	H	E
California	0	0	0	0	0	0	1	0	0	**1**	**4**	**4**
TCU	1	0	0	0	1	1	3	0	X	**6**	**8**	**2**

E - K. Ogans(1); Q. Selma(2); G. Holman 2(4); Smith(1); Perez(1). DP - TCU 1. LOB - CAL 5; TCU 10. 2B - Rodgers(5); Humphreys(7); Wood(2). SH - D. Baker(3); B. McIllwain(1). SB - B. McIllwain(4); Wood(5); Shepherd 2(2). CS - Wood(2).

California	ip	h	r	er	bb	so	ab	bf
Sean Sullivan	2.0	2	1	1	2	0	8	10
Josh White	2.1	2	1	0	0	2	12	12
Joseph King	0.2	0	0	0	2	1	1	3
Ian Villers	1.0	2	2	1	1	2	5	6
Steven Zobac	0.2	1	2	0	0	1	4	4
Nick Proctor	0.1	1	0	0	0	1	2	2
Jack Wolger	1.0	0	0	0	0	1	3	3

TCU	ip	h	r	er	bb	so	ab	bf
Smith, Russell	6.1	4	1	0	0	8	22	24
Perez, Marcelo	1.2	0	0	0	1	2	4	5
Beethe, Harrison	1.0	0	0	0	1	1	3	4

Win - Smith (2-0). Loss - S. Sullivan (0-1). Save - None.
WP - J. White(3); J. King(2).

Umpires - HP: Shane Matheny 1B: AJ Wendel 2B: Kelly Nutt 3B: Doyle Sooter
Start: 1:03 Time: 2:57 Attendance: 3770
Weather: Sunny and warm, breezy
I. Villers faced 1 batter in the 7th.

GAME 12 » #10 MICHIGAN

2020 California Baseball
Michigan at California
Mar 04, 2020 at Berkeley, CA (Evans Diamond)

Michigan 5 (7-5)

Player	ab	r	h	rbi	bb	so	po	a	lob
Nwogu, Jordan cf	4	1	1	0	1	2	3	0	3
Clementi, Dominic dh	4	0	0	0	0	2	0	0	0
Flores, Tito ph	1	0	1	0	0	0	0	0	0
Blomgren, Jack ss	4	2	1	0	1	1	1	1	0
DONOVAN, JOE c	3	2	1	1	1	1	7	1	0
Elliott, Clark rf	3	0	1	1	2	0	3	0	1
Bertram, Riley 2b	4	0	2	3	0	0	1	2	1
Zimmerman, Danny lf	3	0	0	0	1	2	1	0	2
Hart, Cam 3b	4	0	0	0	0	1	1	1	2
Schmidt, Matt 1b	2	0	0	0	1	2	9	2	0
Pollack, Logan ph/1b	1	0	0	0	0	0	1	0	0
Cleveland, Walker p	0	0	0	0	0	0	0	2	0
Carattini, Keaton p	0	0	0	0	0	0	0	0	0
Denner, Jacob p	0	0	0	0	0	0	0	0	0
Pace, Joe p	0	0	0	0	0	0	0	0	0
Keizer, Ben p	0	0	0	0	0	0	0	1	0
Totals	33	5	7	5	7	11	27	10	9

California 0 (3-9)

Player	ab	r	h	rbi	bb	so	po	a	lob
Keshawn Ogans ss	4	0	0	0	0	1	2	1	1
Dylan Beavers rf	4	0	1	0	0	1	2	0	1
Quentin Selma 3b	4	0	1	0	0	0	0	1	0
Brandon McIllwain cf	3	0	0	0	0	2	5	0	2
Darren Baker 2b	4	0	3	0	0	0	2	1	0
Grant Holman 1b	4	0	2	0	0	1	5	0	1
John Lagattuta lf	2	0	0	0	1	0	0	0	1
Nathan Manning lf	0	0	0	0	1	0	0	0	0
Max Flower dh	4	0	0	0	0	1	0	0	1
Ethan Cloyd c	2	0	0	0	2	1	11	1	2
Lucas Gather p	0	0	0	0	0	0	0	0	0
Mitchell Scott p	0	0	0	0	0	0	0	1	0
Vaughn Mauterer p	0	0	0	0	0	0	0	0	0
Jack Wolger p	0	0	0	0	0	0	0	0	0
Nick Proctor p	0	0	0	0	0	0	0	0	0
Carson Olson p	0	0	0	0	0	0	0	0	0
Ian Villers p	0	0	0	0	0	0	0	0	0
Jack Delmore p	0	0	0	0	0	0	0	0	0
Totals	31	0	7	0	4	7	27	5	9

Score by Innings	1	2	3	4	5	6	7	8	9	R	H	E
Michigan	3	0	0	0	1	0	1	0	0	**5**	**7**	**1**
California	0	0	0	0	0	0	0	0	0	**0**	**7**	**1**

E - Carattini(1); K. Ogans(2). DP - MICH 1; CAL 1. LOB - MICH 9; CAL 9. 2B - Bertram(4). HR - DONOVAN. HBP - DONOVAN; B. McIllwain. CS - D. Baker(1).

Michigan	ip	h	r	er	bb	so	ab	bf
Cleveland, Walker	4.0	4	0	0	1	1	13	15
Carattini, Keaton	1.0	0	0	0	1	2	3	4
Denner, Jacob	2.0	1	0	0	0	2	7	7
Pace, Joe	1.0	1	0	0	1	1	4	5
Keizer, Ben	1.0	1	0	0	1	1	4	5

California	ip	h	r	er	bb	so	ab	bf
Lucas Gather	1.0	3	3	3	2	1	6	8
Mitchell Scott	2.2	1	0	0	2	3	8	10
Vaughn Mauterer	1.0	1	1	1	1	2	4	5
Jack Wolger	1.0	0	0	0	0	1	4	4
Nick Proctor	0.1	0	0	0	0	1	1	1
Carson Olson	0.2	0	1	1	2	1	2	4
Ian Villers	0.1	1	0	0	0	1	2	2
Jack Delmore	2.0	1	0	0	0	1	6	7

Win - Cleveland (1-0). Loss - L. Gather (0-1). Save - None.
WP - Carattini(1); M. Scott(1). HBP - by Cleveland (B. McIllwain); by J. Delmore (DONOVAN). PB - E. Cloyd(1).

Umpires - HP: Billy Speck 1B: Jason Venzon 2B: AJ Lostaglio 3B: Jeffery Henrichs
Start: 6:05 PM Time: 3:19 Attendance: 758
Weather: 64 degrees; sunny

2020 SEASON IN REVIEW: BOX SCORES

GAME 13 » SAN FRANCISCO

2020 California Baseball
San Francisco at California
Mar 06, 2020 at Berkeley, CA (Evans Diamond)

San Francisco 4 (7-7)

Player	ab	r	h	rbi	bb	so	po	a	lob
VILLAROMAN, Tyler cf	3	1	1	0	1	2	0	0	0
URATA, Riki 3b	4	0	0	0	0	1	0	4	0
WINKLER, Jack ss	4	0	0	1	0	1	2	5	0
YOVETICH, Nick rf	4	1	1	0	0	0	1	0	0
EMERY, Robert c	4	2	2	3	0	0	6	0	0
MUNOZ, Jacob dh	3	0	1	0	1	0	0	0	0
McNEIL, Dillon pr	0	0	0	0	0	0	0	0	0
MENDIBLES, Matthew 1b	3	0	0	0	0	0	14	1	0
WILLIAMS, Harris lf	3	0	0	0	0	1	1	0	0
WESTERMAN, Jacob lf	0	0	0	0	0	0	1	0	0
KNELL, Kyle 2b	3	0	0	0	0	0	1	6	2
BOURASSA, Landen p	0	0	0	0	0	0	1	1	0
PHAM, Alex p	0	0	0	0	0	0	0	0	0
Totals	31	4	5	4	2	5	27	17	2

California 1 (3-10)

Player	ab	r	h	rbi	bb	so	po	a	lob
Keshawn Ogans ss	4	0	0	0	0	0	1	1	0
Darren Baker 2b	4	0	1	0	0	1	0	3	0
Quentin Selma 3b	1	0	0	0	2	0	0	3	0
Grant Holman 1b	4	0	1	0	0	2	11	0	1
Nathan Martorella dh	4	1	1	1	0	0	0	0	2
Brandon McIllwain cf	4	0	0	0	0	1	3	0	1
Dylan Beavers lf	3	0	0	0	0	1	3	0	0
Max Flower rf	3	0	1	0	0	0	2	0	0
Ethan Cloyd c	3	0	0	0	0	1	6	1	1
Sam Stoutenborough p	0	0	0	0	0	0	1	2	0
Carson Olson p	0	0	0	0	0	0	0	0	0
Nick Proctor p	0	0	0	0	0	0	0	1	0
Totals	30	1	4	1	2	6	27	11	5

Score by Innings	1	2	3	4	5	6	7	8	9	R	H	E
San Francisco	0	2	1	1	0	0	0	0	0	**4**	**5**	**1**
California	0	0	0	0	0	0	1	0	0	**1**	**4**	**2**

E - WINKLER(2); K. Ogans(3); E. Cloyd(1). DP - USF 2. LOB - USF 2; CAL 5. HR - EMERY 2(2); N.Martorella(1). HBP - Q. Selma. SB - VILLAROMAN(8); MUNOZ(1). CS - VILLAROMAN(2).

San Francisco	ip	h	r	er	bb	so	ab	bf
BOURASSA, Landen	5.0	2	0	0	2	2	16	18
PHAM, Alex	4.0	2	1	1	0	4	14	15

California	ip	h	r	er	bb	so	ab	bf
Sam Stoutenborough	7.0	5	4	4	1	4	26	27
Carson Olson	1.2	0	0	0	1	1	5	6
Nick Proctor	0.1	0	0	0	0	0	0	0

Win - BOURASSA (1-1). Loss - S. Stoutenb. (0-2). Save - PHAM (1).
HBP - by PHAM (Q. Selma).

Umpires - HP: Greg Charles 1B: Dan Payne 2B: Kellen Levy 3B: Travis Eggert
Start: 6:05 PM Time: 2:15 Attendance: 528
Weather: Overcast, Low 50s

GAME 14 » AT SAN FRANCISCO

2020 California Baseball
California at San Francisco
Mar 07, 2020 at San Francisco (Benedetti Diamond)

California 6 (4-10)

Player	ab	r	h	rbi	bb	so	po	a	lob
Keshawn Ogans ss	5	0	0	0	0	2	1	4	0
Darren Baker 2b	4	0	0	0	1	3	2	1	2
Quentin Selma 3b	4	1	1	1	1	1	0	2	0
Nathan Martorella 1b	3	1	1	2	2	1	10	1	0
Grant Holman p/dh	4	1	0	0	1	2	1	1	1
Brandon McIllwain cf	2	1	1	0	1	0	1	0	0
Steven Zobac lf	4	1	1	1	0	0	1	0	3
Max Flower rf	3	1	2	2	1	1	2	0	0
Ethan Cloyd c	3	0	0	0	0	1	9	1	1
Ian Villers p	0	0	0	0	0	0	0	0	0
Joseph King p	0	0	0	0	0	0	0	0	0
Totals	32	6	6	6	7	11	27	10	8

San Francisco 1 (7-8)

Player	ab	r	h	rbi	bb	so	po	a	lob
VILLAROMAN, Tyler cf	5	0	3	0	0	1	2	1	0
URATA, Riki 3b	2	0	0	0	1	1	0	2	1
WESTERMAN, Jacob ph	1	0	1	0	0	0	0	0	0
WINKLER, Jack ss	5	0	0	0	0	1	1	4	3
YOVETICH, Nick rf	5	0	0	0	0	2	2	0	4
EMERY, Robert dh	4	0	1	0	0	0	0	0	0
MUNOZ, Jacob 1b	2	1	1	0	2	0	9	0	0
KNELL, Kyle 2b	3	0	1	0	0	2	1	2	0
McCARTHY, Thomas c	1	0	0	0	0	1	2	0	0
WILLIAMS, Harris lf	4	0	2	0	0	1	1	0	2
HODKINSON, Chase c	2	0	0	0	0	0	8	1	2
GREIM, Brandon ph/2b	2	0	1	1	0	0	1	1	0
ORNIDO, Riley p	0	0	0	0	0	0	0	2	0
PIZZO, Jake p	0	0	0	0	0	0	0	0	0
YOUNG, Grant p	0	0	0	0	0	0	0	0	0
McCONNELL, Matthew p	0	0	0	0	0	0	0	0	0
COWDREY, Ryan p	0	0	0	0	0	0	0	0	0
JELINEK, Bo p	0	0	0	0	0	0	0	0	0
Totals	36	1	10	1	3	9	27	13	12

Score by Innings	1	2	3	4	5	6	7	8	9	R	H	E
California	2	0	0	0	1	3	0	0	0	**6**	**6**	**3**
San Francisco	0	0	0	0	0	0	1	0	0	**1**	**10**	**2**

E - D. Baker(1); Q. Selma(3); E. Cloyd(2); KNELL 2(3). DP - CAL 1; USF 2. LOB - CAL 8; USF 12. 2B - Q. Selma(4); S. Zobac(1); WESTERMAN(3). HR - N.Martorella(2). HBP - B. McIllwain. SH - E. Cloyd(1); URATA(2). SB - S. Zobac(1); VILLAROMAN 2(10).

California	ip	h	r	er	bb	so	ab	bf
Grant Holman	6.1	7	1	1	1	5	24	26
Ian Villers	1.0	2	0	0	2	1	5	7
Joseph King	1.2	1	0	0	0	3	7	7

San Francisco	ip	h	r	er	bb	so	ab	bf
ORNIDO, Riley	5.1	4	5	5	5	7	18	24
PIZZO, Jake	0.1	2	1	1	0	0	4	4
YOUNG, Grant	1.1	0	0	0	0	2	5	6
McCONNELL, Matthew	1.0	0	0	0	1	1	2	3
COWDREY, Ryan	0.2	0	0	0	1	1	2	3
JELINEK, Bo	0.1	0	0	0	0	0	1	1

Win - G. Holman (1-3). Loss - ORNIDO (1-3). Save - None.
WP - YOUNG(1). HBP - by YOUNG (B. McIllwain).

Umpires - HP: Kellen Levy 1B: Dan Payne 3B: Greg Charles
Start: 1:01 pm Time: 3:14 Attendance: 268
Weather: 55 F, Mstly Cldy, 4 mph to LF

GAME 15 » SAN FRANCISCO

2020 California Baseball
San Francisco at California
Mar 08, 2020 at Berkeley, CA (Evans Diamond)

San Francisco 8 (8-8)

Player	ab	r	h	rbi	bb	so	po	a	lob
VILLAROMAN, Tyler cf	6	0	1	1	0	2	4	0	2
MENDIBLES, Matthew 2b	2	0	0	0	1	1	3	1	0
KNELL, Kyle pr/2b	2	2	2	1	1	0	1	1	0
WINKLER, Jack ss	4	1	1	0	2	0	2	2	3
YOVETICH, Nick rf	4	1	0	0	1	3	1	0	3
EMERY, Robert c	3	0	1	0	1	0	10	1	0
FOSTER, Darius pr/lf	1	2	1	3	0	0	0	0	0
MUNOZ, Jacob 1b	5	0	2	1	0	0	4	0	0
WESTERMAN, Jacob lf	3	0	1	0	0	0	1	0	0
GREIM, Brandon ph	1	0	0	0	0	0	0	0	0
McCARTHY, Thomas c	1	1	0	0	0	0	4	0	0
WILLIAMS, Harris dh	2	0	0	0	0	1	0	0	1
HODKINSON, Chase ph/dh	3	1	1	0	0	0	0	0	1
URATA, Riki 3b	4	0	1	1	1	0	0	2	0
NECHAK, Grant p	0	0	0	0	0	0	0	0	0
WASHBURN, Julian p	0	0	0	0	0	0	0	0	0
BARRON, Jesse p	0	0	0	0	0	0	0	0	0
YOUNG, Grant p	0	0	0	0	0	0	0	0	0
PHAM, Alex p	0	0	0	0	0	0	0	0	0
Totals	41	8	11	7	7	7	30	7	10

California 3 (4-11)

Player	ab	r	h	rbi	bb	so	po	a	lob
Keshawn Ogans ss	5	0	0	0	0	2	3	4	1
Darren Baker 2b	4	1	1	0	1	2	1	3	0
Quentin Selma 3b	3	1	1	0	2	2	1	0	0
Nathan Martorella 1b	3	0	2	0	2	0	10	1	3
Grant Holman dh	3	0	0	1	0	1	0	0	2
Dylan Beavers lf	1	0	0	0	0	1	1	0	0
Brandon McIllwain cf	4	0	0	0	0	3	2	0	0
Steven Zobac lf/p	4	1	2	1	0	1	2	0	2
Vaughn Mauterer p	0	0	0	0	0	0	0	0	0
John Lagattuta ph	1	0	1	0	0	0	0	0	0
Max Flower rf	4	0	0	0	1	0	2	0	2
Ethan Cloyd c	4	0	1	1	0	1	6	0	0
Connor Mack pr	0	0	0	0	0	0	0	0	0
Cole Elvis c	1	0	0	0	0	1	1	0	2
Sean Sullivan p	0	0	0	0	0	0	0	0	0
Josh White p	0	0	0	0	0	0	1	0	0
Jack Wolger p	0	0	0	0	0	0	0	0	0
Nick Proctor p	0	0	0	0	0	0	0	0	0
Ian Villers p/dh	0	0	0	0	0	0	0	1	0
Totals	37	3	8	3	6	14	30	9	12

Score by Innings	1	2	3	4	5	6	7	8	9	10	R	H	E
San Francisco	0	0	0	0	0	0	0	1	2	5	**8**	**11**	**3**
California	0	0	0	0	1	2	0	0	0	0	**3**	**8**	**2**

E - VILLAROMAN(1); KNELL 2(5); K. Ogans(4); Q. Selma(4). DP - USF 1; CAL 1. LOB - USF 10; CAL 12. 2B - S. Zobac(2). HR - KNELL(1); FOSTER(1). HBP - B. McIllwain. SF - G. Holman(1). SB - URATA(4). CS - D. Baker(2).

San Francisco	ip	h	r	er	bb	so	ab	bf
NECHAK, Grant	4.2	4	1	1	2	4	16	18
WASHBURN, Julian	0.1	1	2	2	1	0	2	3
BARRON, Jesse	2.2	2	0	0	1	5	9	12
YOUNG, Grant	0.1	0	0	0	0	1	1	1
PHAM, Alex	2.0	1	0	0	2	4	9	11

California	ip	h	r	er	bb	so	ab	bf
Sean Sullivan	3.2	1	0	0	2	3	11	13
Josh White	3.0	2	0	0	1	3	11	12
Jack Wolger	1.0	1	1	1	0	0	4	4
Nick Proctor	0.2	2	2	2	1	0	4	5
Ian Villers	0.2	0	0	0	1	0	2	3
Steven Zobac	0.2	4	5	3	1	1	7	8
Vaughn Mauterer	0.1	1	0	0	1	0	2	3

Win - PHAM (3-0). Loss - S. Zobac (0-2). Save - None.
WP - I. Villers(2). HBP - by BARRON (B. McIllwain). BK - WASHBURN(1).

Umpires - HP: Dan Payne 1B: Kellen Levy 2B: Travis Eggert 3B: Greg Charles
Start: 2:05 PM Time: 3:42 Attendance: 653
Weather: Overcast, low 50s
WASHBURN faced 2 batters in the 6th.

GAME 16 » SAN JOSE STATE

2020 California Baseball
San Jose State at California
Mar 10, 2020 at Berkeley, CA (Evans Diamond)

San Jose State 8 (5-12)

Player	ab	r	h	rbi	bb	so	po	a	lob
HERNANDEZ, Reece lf	3	0	0	0	0	1	1	0	2
BOWLING, Dalton ph/1b	1	0	0	0	1	0	2	0	0
IBARRA, Ruben dh	5	1	1	1	0	3	0	0	1
HAMCHUK, Robert pr	0	0	0	0	0	0	0	0	0
SHIMASHITA, James 1b/lf	4	1	1	0	1	1	8	1	0
VIOLA, Troy 3b	5	1	1	0	0	1	0	0	1
COLETTE, Jack cf	4	2	2	0	0	1	2	0	0
ACKERMAN, Alec 2b	1	0	0	0	1	1	0	2	0
WILLIAMS, Drew ph/2b	2	2	2	2	0	0	1	1	0
KONISHI, Connor rf	3	1	1	0	1	0	0	0	0
MENDOZA, Johnny c	2	0	1	3	1	0	9	0	1
MERCADO, Ruben ss	3	0	0	1	0	2	1	1	0
HERNANDEZ, Jake p	0	0	0	0	0	0	0	1	0
CALDWELL, Josh p	0	0	0	0	0	0	0	0	0
EBERLE, Dominic p	0	0	0	0	0	0	0	0	0
POLACK, Ben p	0	0	0	0	0	0	0	1	0
Totals	33	8	9	7	5	10	24	7	5

California 9 (5-11)

Player	ab	r	h	rbi	bb	so	po	a	lob
Dylan Beavers cf	4	0	1	1	0	1	4	0	0
Nathan Martorella dh	4	1	2	2	1	1	0	0	0
Quentin Selma 3b	5	1	1	0	0	1	2	0	1
Grant Holman 1b	3	1	1	2	0	1	3	0	0
Connor Mack pr	0	0	0	0	0	0	0	0	0
Tommy Henderson 1b	0	0	0	0	0	0	1	0	0
Darren Baker 2b	3	2	1	0	1	0	3	2	2
Max Flower rf	3	2	3	0	1	0	2	0	0
Steven Zobac lf	3	0	0	1	1	1	1	0	0
Cole Elvis c	2	0	0	0	0	1	6	2	0
Brandon McIllwain ph	1	1	1	2	0	0	0	0	0
Keshawn Ogans ss	0	0	0	1	0	0	0	0	0
Hance Smith ss	2	0	0	0	0	2	2	0	1
Ethan Cloyd ph/c	2	1	1	0	0	0	2	0	2
Mitchell Scott p	0	0	0	0	0	0	0	0	0
Nick Proctor p	0	0	0	0	0	0	0	0	0
Lucas Gather p	0	0	0	0	0	0	0	0	0
Carson Olson p	0	0	0	0	0	0	0	0	0
Vaughn Mauterer p	0	0	0	0	0	0	0	0	0
Joseph King p	0	0	0	0	0	0	0	1	0
Totals	32	9	11	9	4	8	27	4	6

Score by Innings	1	2	3	4	5	6	7	8	9	R	H	E
San Jose State	1	1	0	0	0	5	0	1	0	**8**	**9**	**1**
California	2	0	0	1	1	4	1	0	X	**9**	**11**	**0**

E - MERCADO(5). DP - SJ 1; CAL 1. LOB - SJ 5; CAL 6. 3B - M. Flower(1). HR - IBARRA(3); N.Martorella(3); G. Holman(1). HBP - G. Holman; K. Ogans. SH - MENDOZA(2). SF - MERCADO(1); D. Beavers(1). SB - WILLIAMS(1). CS - SHIMASHITA 2(3).

San Jose State	ip	h	r	er	bb	so	ab	bf
HERNANDEZ, Jake	4.0	5	3	3	1	6	17	18
CALDWELL, Josh	2.0	6	5	5	1	0	10	12
EBERLE, Dominic	0.0	0	1	1	2	0	0	3
POLACK, Ben	2.0	0	0	0	0	2	5	6

California	ip	h	r	er	bb	so	ab	bf
Mitchell Scott	1.1	2	2	2	2	2	6	8
Nick Proctor	1.2	0	0	0	1	2	3	5
Lucas Gather	1.0	0	0	0	1	1	3	4
Carson Olson	1.0	5	5	5	0	2	8	8
Vaughn Mauterer	2.0	1	0	0	1	1	6	7
Joseph King	2.0	1	1	1	0	2	7	8

Win - V. Mauterer (1-1). Loss - CALDWELL (0-1). Save - J. King (1).
WP - EBERLE 2(4); M. Scott(2); V. Mauterer(2); J. King(3). HBP - by EBERLE (G. Holman); by POLACK (K. Ogans).

Umpires - HP: Gary DiFabio 1B: Greg Charles 2B: Jeffery Henrichs 3B: Ramon Armendariz
Start: 6:05 PM Time: 3:00 Attendance: 512
Weather: 66 degrees; Cloudy; 9 MPH
C. Olson faced 5 batters in the 6th.
EBERLE faced 3 batters in the 7th.

HISTORY: NCAA TOURNAMENT SUCCESS

NCAA TOURNAMENT QUICK FACTS

NATIONAL CHAMPIONSHIPS
2 (1947, '57)

NCAA TOURNAMENT APPEARANCES
13
(1947, '57, '80, '85, '88, '91, '92, '95, 2001, '08, '10, '11, '15, '19)

COLLEGE WORLD SERIES APPEARANCES
6
(1947, '57, '80, '88, '92, '11)

OVERALL NCAA TOURNAMENT RECORD
41-28 (.594)

REGIONAL RECORD
28-20 (.583)

SUPER REGIONAL RECORD
2-0 (1.000)

COLLEGE WORLD SERIES RECORD
11-8 (.579)

LAST COLLEGE WORLD SERIES GAME
June 23, 2011 (Virginia 8, Cal 1)

LAST COLLEGE WORLD SERIES WIN
June 21, 2011 (Cal 7, Texas A&M 3)

NCAA TOURNAMENT COACHING RECORDS

COACH	RECORD (APPEARANCES)
Clint Evans	4-0 (1)
George Wolfman	7-1 (1)
Bob Milano	20-14 (6)
David Esquer	10-11 (5)
Mike Neu	0-2 (1)

ALL-TIME NCAA TOURNAMENT APPEARANCES

1947 (4-0) *

NCAA Western Playoffs (Denver, Colo.)

June 20	Cal 3, Denver 1
June 21	Cal 8, Texas 7

NCAA Championship Series (Kalamazoo, Mich.)

June 27	Cal 17, Yale 4
June 28	Cal 8, Yale 7

1957 (7-1) *

NCAA District Playoffs (Berkeley, Calif.)

--	Cal 4, Pepperdine 2
--	Pepperdine 10, Cal 6
--	Cal 10, Pepperdine 3

College World Series (Omaha, Neb.)

June 8	Cal 4, Northern Colorado 0
June 9	Cal 8, Iowa State 2
June 10	Cal 8, Penn State 0
June 11	Cal 9, Iowa State 1
June 12	Cal 1, Penn State 0

1980 (8-3)

Midwest Regional (Tulsa, Okla.)

May 22	UNLV 3, Cal 2
May 23	Cal 5, Wichita State 1
May 24	Cal 7, Arkansas 1
May 24	Cal 2, Missouri 1 (14 inn.)
May 25	Cal 6, UNLV 2
May 25	Cal 12, UNLV 0

College World Series (Omaha, Neb.)

June 1	Michigan 9, Cal 8 (11 inn.)
June 1	Cal 6, Clemson 4
June 2	Cal 8, St. John's 5
June 4	Cal 4, Miami (Fla.) 3
June 5	Arizona 11, Cal 10

1985 (0-2)

West II Regional (Fresno, Calif.)

May 23	Fresno State 7, Cal 6 (10 inn.)
May 24	BYU 9, Cal 5

1988 (4-2)

Central Regional (Austin, Texas)

May 26	Cal 13, Penn 3
May 28	Cal 8, Michigan 7 (11 inn.)
May 29	Cal 8, Texas 7
May 30	Cal 6, Texas 5

College World Series (Omaha, Neb.)

June 3	Arizona State 4, Cal 2
June 5	Florida 6, Cal 5

1991 (3-2)

Midwest Regional (Wichita, Kan.)

May 24	Cal 8, Baylor 5
May 25	Cal 10, Ohio State 8
May 26	Wichita State 8, Cal 1
May 26	Cal 6, Ohio State 5
May 27	Wichita State 11, Cal 5

1992 (4-3)

East Regional (Gainesville, Fla.)

May 21	Texas A&M 15, Cal 6
May 22	Cal 4, Florida 3 (10 inn.)
May 23	Cal 16, George Mason 5
May 24	Cal 3, Georgia Tech 2
May 24	Cal 11, Texas A&M 4

College World Series (Omaha, Neb.)

May 29	Miami (Fla.) 4, Cal 3 (13 inn.)
May 31	Florida State 5, Cal 4

1995 (1-2)

Mideast Regional (Knoxville, Tenn.)

May 25	Cal 4, Georgia Tech 3
May 26	Oklahoma State 15, Cal 4
May 27	Pittsburgh 9, Cal 4

2001 (1-2)

South Regional (Baton Rouge, La.)

May 25	VCU 9, Cal 7
May 26	Cal 9, Minnesota 3
May 26	VCU 11, Cal 2

2008 (0-2)

Long Beach Regional (Long Beach, Calif.)

May 30	San Diego 5, Cal 0
May 31	Long Beach State 9, Cal 2

2010 (0-2)

Norman Regional (Norman, Okla.)

June 4	North Carolina 12, Cal 3
June 5	Oral Roberts 9, Cal 8

2011 (7-3)

Houston Regional (Houston, Texas)

June 3	Baylor 6, Cal 4
June 4	Cal 10, Alcorn State 6
June 5	Cal 6, Rice 3
June 5	Cal 8, Baylor 0
June 6	Cal 9, Baylor 8

Santa Clara Super Regional (Santa Clara, Calif.)

June 11	Cal 7, Dallas Baptist 0
June 12	Cal 6, Dallas Baptist 2

College World Series (Omaha, Neb.)

June 19	Virginia 4, Cal 1
June 21	Cal 7, Texas A&M 3
June 23	Virginia 8, Cal 1

2015 (2-2)

College Station Regional (College Station, Texas)

May 29	Cal 9, Coastal Carolina 3
May 30	Cal 2, Texas A&M 1 (14 inn.)
May 31	Texas A&M 4, Cal 3 (12 inn.)
June 1	Texas A&M 3, Cal 1

2019 (0-2)

Fayetteville Regional (Fayetteville, Ark.)

May 31	TCU 13, Cal 2
June 1	Central Connecticut State 7, Cal 4

* Won College World Series

MOST CWS TITLES ALL-TIME

RK.	TEAM	NO. OF TITLES
1.	USC	12
T2.	LSU	6
T2.	Texas	6
4.	Arizona State	5
T5.	Arizona	4
T5.	Cal State Fullerton	4
T5.	Miami (Fla.)	4
T8.	Minnesota	3
T8.	Oregon State	3
T10.	***California***	***2***
T10.	Michigan	2
T10.	Oklahoma	2
T10.	South Carolina	2
T10.	Stanford	2
T10.	Vanderbilt	2
T16.	14 teams tied	1

HISTORY: 1947 NATIONAL CHAMPIONSHIP

THE FACTS

Season	1947
Number of Teams	8
Stadium	Hyames Field
Location	Kalamazoo, Mich.
Cal's Head Coach	Clint Evans
Cal's Overall Record	31-10
Cal's Record at Championship	4-0

NCAA TOURNAMENT RESULTS

NCAA Western Playoffs (Denver, Colo.)	
June 20	Cal 3, Denver 1
June 21	Cal 8, Texas 7
NCAA Championship Series (Kalamazoo, Mich.)	
June 27	Cal 17, Yale 4
June 28	Cal 8, Yale 7

WHAT HAPPENED

California swept Yale in a best-of-three series to clinch the first NCAA-sanctioned baseball championship tournament in 1947. The two teams faced one another at Hyames Field on the campus of Western Michigan University in Kalamazoo, Mich. on June 27-28.

Cal and Yale both won single-elimination, four-team West and East playoffs, respectively, to reach the NCAA Championship Series. A committee selected the four-team fields -- East: host Yale, Illinois, Clemson and New York University; West: host Denver, Oklahoma, Texas and Cal.

Cal defeated Denver, 2-1, and Texas, 8-7, on June 20-21 in Denver, Colo., before flying to Kalamazoo. Yale bested Clemson and NYU before taking a train to Michigan.

Western Michigan University's Hyames Field was considered one of the finest fields in the country at the time.

Among Yale's players at the 1974 NCAA Championship Series was the future 41st President of the United States, George H. W. Bush. He went 0-for-7 with one stolen base and one run scored in the series.

GAME 1: Cal 17, Yale 4
The first two innings were played in a slight rain as Yale went ahead, 4-2. California scored two in the seventh, tying it on pinch-hitter Jackie Jensen's RBI single, and two in the eighth for a 6-4 lead. Going into the ninth, Yale coach Ethan Allen decided to pinch hit for Frank Quinn, Yale's best pitcher.California sent 15 batters to the plate and scored 11 runs for a 17-4 victory.

GAME 2: Cal 8, Yale 7
Future 1958 American League MVP Jackie Jensen started on the mound for Cal in game two. The Bears raced out to a 7-2 lead, but Yale knocked out Jensen with a four-run fifth and later tied the score at 7. Cal took the title after scoring an unearned run in the seventh inning in front of a crowd of 3,000.

HISTORY: 1957 NATIONAL CHAMPIONSHIP

THE FACTS

Season	1957
Number of Teams	8
Stadium	Rosenblatt Stadium
Location	Omaha, Neb.
Cal's Head Coach	George Wolfman
Cal's Overall Record	35-10
Cal's Record at CWS	5-0

NCAA TOURNAMENT RESULTS

NCAA District Playoffs (Berkeley, Calif.)

--	Cal 4, Pepperdine 2
--	Pepperdine 10, Cal 6
--	Cal 10, Pepperdine 3

College World Series (Omaha, Neb.)

June 8	Cal 4, Northern Colorado 0
June 9	Cal 8, Iowa State 2
June 10	Cal 8, Penn State 0
June 11	Cal 9, Iowa State 1
June 12	Cal 1, Penn State 0

WHAT HAPPENED

Considered the best team to play in Omaha since the College World Series arrived in 1950, the 1957 California baseball team dominated the CWS like no team had before, going 5-0 during the week to earn the school's second national championship and first since 1947.

California topped Northern Colorado 4-0 before defeating Iowa State 8-2. Penn State fell to the Bears 8-0 and Iowa State lost their rematch 9-1. The closest any team got to the Bears was Penn State in a 1-0 loss in the championship game. The Bears earned the title in coach George Wolfman's third season with California.

Eight regional districts sent representatives to the College World Series with preliminary rounds within each district serving to determine each representative. These events would later become known as regionals. Each district had its own format for selecting teams, resulting in 23 teams participating in the tournament at the conclusion of their regular season, and in some cases, after a conference tournament.

The College World Series was held in Omaha, Neb. from June 9 to June 14.

HISTORY: ALL-AMERICANS

NINO BARNISE, RHP

1947	ABCA	1st

JOHN FISCALINI, OF

1947	ABCA	1st

JACKIE JENSEN, OF

1947	ABCA	1st

SYLVESTER McNINCH, 1B

1951	ABCA	1st

TOM KEOUGH, OF

1952	ABCA	1st

DOUG WEISS, RHP

1957	ABCA	1st

RALPH HOLDING, C

1958	ABCA	1st

TOM PALMA, OF

1958	ABCA	3rd

JOHN REBELO, RHP

1961	ABCA	3rd

ANDY MESSERSMITH, RHP

1965	ABCA	2nd

BILL FROST, RHP

1966	ABCA	1st

GARY HERNANDEZ, 1B

1971	ABCA	2nd

STEVE BARTKOWSKI, 1B

1973	ABCA	2nd

ROD BOOKER, SS

1980	ABCA	3rd

JEFF RONK, 2B

1981	Baseball America	1st

FRANK MATTOX, 2B

1984	Baseball America	3rd

LANCE BLANKENSHIP, 3B

1985	Sporting News	1st

JERRY GOFF, INF

1986	ABCA	2nd

MIKE HARRISON, C

1990	Baseball America	2nd

DAN CHOLOWSKY, 3B

1991	ABCA	3rd
	Baseball America	3rd

MATT LUKE, OF

1991	Collegiate Baseball	2nd
1992	ABCA	3rd

TROY PENIX, DH

1992	ABCA	1st
	Baseball America	1st
	Collegiate Baseball	1st

BOBBY KAHLON, RHP

1993	Collegiate Baseball	2nd
	ABCA	3rd

MIKE TONIS, C

1999	ABCA	3rd

XAVIER NADY, INF

1998	Baseball America	2nd
1999	Baseball America	1st
	NCBWA	1st
	ABCA	3rd
2000	Baseball America	3rd

XAVIER NADY / COURTESY: CAL ATHLETICS

CONOR JACKSON, 3B

2003	Baseball America	3rd

JOSH SATIN, 2B

2008	Baseball America	1st
	ABCA	2nd
	Rivals.com	2nd
	Collegiate Baseball	3rd

DAVID COOPER, 1B

2008	Baseball America	2nd
	NBCWA	2nd
	Rivals.com	2nd
	Collegiate Baseball	3rd

BRETT CUMBERLAND, C

2016	ABCA	2nd
	Baseball America	3rd
	Collegiate Baseball	3rd

TANNER DODSON, OF/RHP

2018	Baseball America	2nd
	D1Baseball	3rd
	Perfect Game	HM

ANDREW VAUGHN, 1B

2018	ABCA	1st
	Baseball America	1st
	Perfect Game	1st
	D1Baseball	1st
	NCBWA	1st
	Collegiate Baseball	2nd
2019	ABCA	1st
	Baseball America	1st
	NBCWA	1st
	D1Baseball	1st
	Perfect Game	1st
	Collegiate Baseball	2nd

KOREY LEE, C

2019	Perfect Game	2nd
	Baseball America	3rd
	NBCWA	3rd

NOTE

The NCAA recognizes four different All-America selectors for baseball: ABCA (since 1947), Baseball America (since 1981), Collegiate Baseball (since 1991) and NCBWA (since 2001)

HISTORY: NATIONAL AWARDS

GOLDEN SPIKES AWARD

2018	Andrew Vaughn

GOLDEN SPIKES AWARD FINALISTS

1984	Lance Blankenship
2018	Andrew Vaughn
2019	Andrew Vaughn

NATIONAL PLAYER OF THE YEAR

2018	Andrew Vaughn (ABCA, PG)

NATIONAL COACH OF THE YEAR

1957	George Wolfman
2011	David Esquer (NCBWA, CBI, PG)

AMERICAN BASEBALL COACHES HALL OF FAME

YEAR INDUCTED	
1966	Clint Evans
1986	George Wolfman
2010	Bob Milano

NATIONAL FRESHMAN OF THE YEAR

1998	Xavier Nady (BA, CB)

FRESHMEN ALL-AMERICANS

FIRST TEAM	
1996	Brian Oliver, 2B (CB)
1998	Xavier Nady, 2B (BA, CB)
2005	Josh Satin, 2B (CB)
2007	Jeff Kobernus, OF (CB)
2008	Kevin Miller, RHP (CB)
2010	Justin Jones, LHP (CB, NCBWA)
	Tony Renda, 3B (CB)
2011	Kyle Porter, LHP (CB, PG)
2015	Jeff Bain, RHP (CB)
	Brett Cumberland, C (CB)
	Matt Ladrech, LHP (CB)
2017	Andrew Vaughn, 1B (CB, NCBWA, BA, PG)
	Cameron Eden, SS (CB)
2020	Joseph King, RHP (CB)

SECOND TEAM	
2010	Justin Jones (BA)
2011	Kyle Porter (BA)

HONORABLE MENTION	
1998	Jason Dennis, P (CB)

ALL-REGION/DISTRICT 8

1947	Nino Barnise
	John Fiscalini
	Jackie Jensen
1949	Jackie Jensen
	Bob O'Dell
1950	Don Dodson
1951	Sylvester McNinch
1952	Bob Henderson
1953	Al Mathews
1954	John Derdivanis
1955	Doug Weiss
1957	Doug Weiss
	Earl Robinson
	Charles Thompson
1960	Noel Barnes
1961	John Rebelo
1962	Bill Oakley
1963	Mike Epstein
1964	Mike Epstein
1965	Andy Messersmith
1966	Bill Frost
1970	Jim Corcoran
1971	Gary Hernandez
1973	Steve Bartkowski
1974	Randy Hooper
1976	Dennis Barfield
1978	Dennis Barfield
1980	Rod Booker
1981	Jim Eppard
	Jeff Ronk
1984	Lance Blankenship
	Frank Mattox
1985	Lance Blankenship
1986	Jerry Goff
1990	Mike Harrison
1991	Dan Cholowsky
1992	Matt Luke
	Troy Penix
1993	Bobby Kahlon
1998	Jason Hill
	Xavier Nady
1999	Xavier Nady
	Mike Tonis
2003	Conor Jackson
2008	Josh Satin
2013	Andrew Knapp
2016	Brett Cumberland
2018	Andrew Vaughn
	Jonah Davis
2019	Andrew Vaughn
	Korey Lee (2nd)

NCAA REGIONAL MVP

1992	Jon Zuber (East Regional)
2011	Devon Rodriguez (Houston Regional)

NCAA SUPER REGIONAL MVP

2011	Justin Jones (Santa Clara Super Regional)

COSIDA ACADEMIC ALL-AMERICANS

1970	2nd Team	Neil Ernst, P
1971	2nd Team	Neil Ernst, P
1974	1st Team	Brad Brian, C
	2nd Team	Steve Derian, OF

COSIDA ACADEMIC ALL-DISTRICT (DISTRICT 8)

2005	1st Team	Matt Einspahr, INF
2007	1st Team	Brett Munster, INF
2010	1st Team	Dixon Anderson, P
2011	1st Team	Dixon Anderson, P
2020	1st Team	Connor Mack, OF
	1st Team	Nick Proctor, P

NATIONAL PLAYER OF THE WEEK

2015	--	Brian Celsi
	--	Lucas Erceg
2017	April 24	Andrew Vaughn
2018	April 23	Andrew Vaughn

KEY

CB - Collegiate Baseball; BA - Baseball America; NCBWA - National Collegiate Baseball Writers Association; PG - Perfect Game USA; D1 - D1Baseball; CBI - College Baseball Insider; ABCA - America Baseball Coaches Association

ANDREW VAUGHN AT 2018 GOLDEN SPIKES AWARD PRESENTATION / COURTESY: CAL ATHLETICS

HISTORY: CONFERENCE AWARDS

PAC-10/12 PLAYER OF THE YEAR

1980	Rod Booker (South)
1992	Troy Penix, Jon Zuber (South)
2011	Tony Renda
2016	Brett Cumberland
2018	Andrew Vaughn

PAC-12 PITCHER OF THE YEAR

1993	Bobby Kahlon (South)

PAC-12 FRESHMAN OF THE YEAR

2017	Andrew Vaughn

PAC-10/12 COACH OF THE YEAR

1980	Bob Milano (South)
1992	Bob Milano (South)
2001	David Esquer

PAC-10/12 ALL-CONFERENCE TEAM

1967	Bob Leatherwood, 2B
	Steve Klausen, OF
1969	Dave Texdahl, OF
1970	Jim Corcoran, OF
1971	Gary Hernandez, 1B
	Steve Ohland, OF
1972	Don Thomas, 3B (South)
1973	Steve Bartkowski, 1B (South)
	Randy Hooper, 2B (South)
	Steve Derian, OF (South)
1974	Randy Hooper, SS (South)
	Steve Derian, OF (South)
	Brad Brian, DH (South)
1975	Tim Hickerson, OF (South)
	Tito Rael, DH (South)
1976	Bill Piona, OF (South)
	Dennis Barfield, UTIL (South)
1977	Tim Hickerson, OF (South)
1978	Bob Bohnet, 1B (South)
	Dennis Barfield, 2B (South)
	Bob Silverman, OF (South)
1979	Greg Thys, 2B (South)
1980	Mitch Hawley, P (South)
	Chuck Hensley, P (South)
	Jeff Ronk, 2B (South)
	Rod Booker, SS (South)
	Lyle Brackenridge, OF (South)
	Kelly Wood, UTIL (South)
1981	Jim Eppard, INF (South)
	Jeff Ronk, INF (South)
	Greg Zunino, UTIL (South)
1982	Dave Hengel, OF (South)
1983	Shane Mack, OF (South)
	Lance Blankenship, UTIL (South)
1984	Frank Mattox, INF (South)
	Lance Blankenship, UTIL (South)
1985	Andy Wortham, P (South)
	Mark Sampson, P (South)
	Lance Blankenship, 3B (South)
	Jeff Weiss, OF (South)
1986	Kevin Maas, INF (South)
	Jerry Goff, INF (South)
	Lance Blankenship, OF (South)
1987	Fred Corral, RP (South)
	Darryl Vice, INF (South)
	Todd Mayo, OF (South)
1988	Joe Buckley, RP (South)
1989	Darryl Vice, INF (South)
	Todd Mayo, OF (South)
1990	Mike Harrison, C (South)
	Jon Zuber, UTIL (South)
1991	Dan Cholowsky, INF (South)
	Matt Luke, OF (South)
	Jon Zuber, UTIL (South)
1992	Chris Clapinski, INF (South)
	Matt Luke, OF (South)
1994	Bobby Kahlon, P (South)
	Geoff Blum, INF (South)
1996	Dan Cey, SS (South)
	Jonathan Petke, DH (South)
1997	Brian Oliver, SS (South)
1998	Jason Hill, C (South)
	Xavier Nady, 2B/SS (South)
1999	Mike Tonis, C
	Xavier Nady, INF
2000	Mike Tonis, C
	Xavier Nady, 3B
2001	Carson White, 2B
2002	John Baker, C
	Conor Jackson, 1B
2003	Conor Jackson, 1B
2005	Brennan Boesch, OF
	Josh Satin, INF
	Travis Talbott, RP
2006	Brandon Morrow, P
	Tyson Ross, P
	Josh Satin, INF
2007	David Cooper, 1B
	Tyson Ross, P
2008	David Cooper, OF/1B
	Tyson Ross, P
	Josh Satin, INF
2009	Mark Canha, 1B
	Brett Jackson, OF
	Jeff Kobernus, 2B
	Blake Smith, DH
2010	Mark Canha, 1B
	Justin Jones, LHP
	Chadd Krist, C
	Tony Renda, DH
2011	Erik Johnson, P
	Chadd Krist, C
	Tony Renda, 2B
2012	Tony Renda, 2B
2013	Andrew Knapp, C
2014	Devon Rodriguez, DH
2015	Daulton Jefferies, P
	Chris Paul, 1B
	Lucas Erceg, 3B
2016	Brett Cumberland, C
	Mitchell Kranson, 3B
2017	Andrew Vaughn, 1B
2018	Jonah Davis, OF
	Tanner Dodson, P/OF
	Andrew Vaughn, 1B
2019	Andrew Vaughn, 1B
	Jared Horn, P
	Korey Lee, C
	Quentin Selma, 3B
	Cameron Eden, SS
	Arman Sabouri, P

FOUR-TIME ALL-CONFERENCE SELECTIONS

1983-86	Lance Blankenship



LANCE BLANKENSHIP / COURTESY: CAL ATHLETICS

THREE-TIME ALL-CONFERENCE SELECTIONS

2010-12	Tony Renda
1998-00	Xavier Nady
1987-89	Todd Mayo
2017-19	Andrew Vaughn

PAC-12 ALL-DEFENSIVE TEAM

2015	Chris Paul, 1B
2018	Tanner Dodson, P/OF
	Andrew Vaughn, 1B
	Ty Greene, C (HM)
	Aaron Shortridge, P (HM)
2019	Darren Baker, 2B
	Max Flower, OF (HM)
	Jared Horn, P (HM)

PAC-10/12 PLAYER OF THE WEEK

1984	April 9	Tim Jester
	May 14	Lance Blankenship
1985	April 1	Andy Wortham
1986	March 24	Kevin Maas
1987	February 17	Rich Aldrete
	March 30	Darryl Vice
1988	March 1	Bart Frets
	March 21	Todd Mayo
	May 9	Todd Mayo
1989	February 7	Darryl Vice
	February 21	Mike Harrison
1990	March 26	Mike Harrison
	May 15	Mike Harrison
1991	February 19	Mike Harrison
	April 16	Dan Cholowsky
	April 23	Troy Penix
	May 7	Troy Penix
	May 14	Jon Zuber
1992	April 6	Troy Penix
	April 13	Troy Penix
	April 20	Matt Luke
	May 4	Troy Penix

HISTORY: CONFERENCE AWARDS

1994	February 15	Jonathan Petke
1995	March 14	Ivan Lewis
	May 8	Jonathan Petke
1998	March 10	Mike Tonis
	April 27	Xavier Nady
	May 4	Xavier Nady
1999	March 23	Xavier Nady
	April 26	Curtis Johnson
	May 3	Xavier Nady
2000	March 21	Xavier Nady
	April 17	Clint Hoover
2001	May 7	Rob Meyer
2002	April 22	Bret Jackson
	May 13	John Baker
2003	February 11	Allen Craig
	April 21	Conor Jackson
2004	March 23	Brian Horwitz
2005	February 15	Chris Errecart
2007	February 27	David Cooper
2008	March 4	Josh Satin
2009	March 3	Mark Canha
	April 20	Jeff Kobernus
2011	March 1	Chad Bunting
2015	March 16	Chris Paul
	March 23	Lucas Erceg
	May 19	Chris Paul
2016	April 4	Brett Cumberland
	May 16	Brett Cumberland
2017	April 24	Andrew Vaughn
2018	February 27	Jonah Davis
	March 12	Andrew Vaughn
	April 2	Andrew Vaughn
	April 24	Andrew Vaughn
2019	February 26	Andrew Vaughn
2020	February 25	Quentin Selma

PAC-10/12 PITCHER OF THE WEEK

1987	April 13	Fred Corral
	May 10	Fred Corral
1988	March 1	Mike Mathews
	March 21	Todd Mayo
	May 9	Todd Mayo
1989	February 7	Travis Willis
	February 14	Travis Willis
	February 21	Travis Willis
1991	February 19	Jon Zuber
1992	April 6	Jon Zuber
1993	March 9	Bobby Kahlon
	May 10	Bobby Kahlon
1994	February 15	Bobby Kahlon
	March 15	Bobby Kahlon
1995	March 27	Keith Evans
	May 8	Mike Miller
1996	February 12	Ryan Drese
	March 19	Keith Evans
1998	March 17	Jason Dennis
	April 27	Jon Shirley
	May 11	Jason Dennis
2002	April 8	Trevor Hutchinson
	April 15	Matt Brown
2003	April 8	Jesse Ingram
2005	April 26	Eric Dworkis
	May 30	Travis Talbott
2008	February 20	Tyson Ross
	May 13	Matt Gorgen
2009	May 11	Dixon Anderson
2010	March 8	Kevin Miller
2014	February 18	Daulton Jefferies
2015	April 27	Ryan Mason
2016	March 8	Erik Martinez
2018	May 28	Aaron Shortridge
2019	April 22	Jared Horn
	May 13	Jared Horn

NOTE

Selections from 1972-98 are Pac-10 Southern Division; Selections from 2012-present are Pac-12

HISTORY: TEAM AWARDS

RETIRED JERSEY NUMBERS

7	Bob Milano (Head Coach, 1978-99)
12	Lance Blankenship (1983-86)
13	Clint Evans (Head Coach, 1930-54)
66	George Wolfman (Head Coach, 1955-73)

ROBERT A. ROOS BATTING CUP

YR.	NAME	AVG.
1907	T.K. Sweeney	.350
1908	R.E. Smith	.400
1909	W.F. Smith, F.A. Lewis	.328
1910	C.A. Allen	.280
1911	J.C. Salisbury	.265
1912	R.W. Coane	.316
1913	C.V. Goodwin	.347
1914	F.W. Rubke	.406
1915	L.E. Adair, Jr.	.369
1916	Ray Rohwer	.354
1917	Ray Rohwer	.432
1918	A.C. Rowe	.326
1919	J.W. Butler	.344
1920	Ray Rohwer	.378
1921	Ed Radebaugh	.415
1922	L.A. Thompson	.500
1923	--	--
1924	A.W. Learr	.307
1925	George Smith	.432
1926	Roland Douthit	.305
1927	Roalnd Douthit	.360
1928	Bob Stevenson	.428
1929	William Burgett	.513
1930	Harry Butler	.387
1931	Ed Kirwin	.387
1932	Cecil Kyle	.417
1933	Delbert Thompson	.436
1934	Avelino Sanchez	.376
1935	James Grilk	.377
1936	Sam Chapman	.431
1937	Joe Koral	.367
1938	Ray Winterbottom	.396
1939	Anthony Lombardi	.374
1940	Edwin Yocky	.373
1941	Mike Koll	.423
1942	William Werle	.474
1943	Stanley Sharp	.420
1944	Jerry Hutton	.308
1945	Kenneth Gustafson	.428
1946	Edward Welch	.348
1947	John Fiscalini	.414
1948	Cliff McCain	.391
1949	Robert O'Dell	.380
1950	Pete Corona	.345
1951	Syl McNinch	.382
1952	Tom Keough	.400
1953	Tom Keough	.396
1954	John Derdivanis	.364
1955	Lloyd Canton	.317
1956	Earl Robinson	.385
1957	Roger Gregg	.397
1958	Tom Palma	.330
1959	Gary Brenzel	.342
1960	Bob Milano	.357
1961	Kevin Scarpelli	.397
1962	Allan Mindell	.326
1963	Mike Epstein	.375
1964	Mike Epstein	.384
1965	Mike Taylor	.366
1966	Rick Brown	.326
1967	Bob Leatherwood	.329
1968	Bob Rebuschatis	.313
1969	Dave Texdahl	.331
1970	Jim Corcoran	.399
1971	Gary Hernandez	.387
1972	Dave Alderte	.294
1973	Steve Bartkowski	.329
1974	Neil Cummings, Steve Derian	.383
1975	Dennis Barfield	.331
1976	Dennis Barfield	.341
1977	Bob Silverman	.320
1978	Bob Bohnet	.339
1979	Greg Zunino	.341
1980	Jeff Ronk	.359
1981	Jeff Ronk	.389
1982	Dave Hengel	.344
1983	Mike Zahn	.326
1984	Tim Jester	.362
1985	Rich Aldrete	.341
1986	Jerry Goff	.352
1987	Darryl Vice	.354
1988	Todd Mayo	.342
1989	Todd Mayo	.333
1990	Jon Zuber	.386
1991	Matt Luke	.393
1992	Chris Clapinski	.379
1993	Mark Palfalvi	.306
1994	Andy Tarpley	.322
1995	Mike Wolger	.432
1996	Dan Cey	.377
1997	Brian Oliver	.364
1998	Xavier Nady	.404
1999	Mike Tonis	.384
2000	Xavier Nady, Mike Tonis	.329
2001	Rob Meyer	.355
2002	John Baker	.383
2003	Conor Jackson	.388
2004	David Nicholson	.367
2005	Brennan Boesch	.355
2006	Allen Craig	.344
2007	David Cooper	.382
2008	Josh Satin	.379
2009	Mark Canha	.366
2010	Tony Renda	.373
2011	Tony Renda	.332
2012	Mitch Delfino	.355
2013	Andrew Knapp	.350
2014	Brenden Farney	.308
2015	Devin Pearson	.355
2016	Brett Cumberland	.344
2017	Andrew Vaughn	.349
2018	Andrew Vaughn	.402
2019	Andrew Vaughn	.374
2020	Quentin Selma	.293

EDWIN E. LORD JR. AWARD (MOST INSPIRATIONAL)

1964	Mike Wickersham
1965	Al Diamond
1966	Tom Cooper
1967	Dennis Dalton
1968	Rodger Gray
1969	Jim Corcoran, Dave Hagan
1970	Don Moresco
1971	Steve Ohland
1972	Dave Alderete
1973	Steve Roche
1974	John Hughes
1975	John Thomas
1976	Nelson Sagisi
1977	Len Patterson
1978	Bob Silverman
1979	Tom Colburn
1980	Brian Duffy, Tim Gerlach
1981	Dave Granger
1982	Nick Esposito
1983	Nick Espostio
1984	Tim Hovatter
1985	Leland Mattox
1986	Mike Knapp
1987	Rich Aldrete
1988	John Correa, Pete Fondersmith
1989	Anthony Crudele
1990	Mike Lawn
1991	Brad Brown
1992	Brad Brown, Jon Zuber
1993	Chad Konishi
1994	Jonathan Petke
1995	Jonathan Petke
1996	Jason Rianda
1997	Drew Fischer
1998	Aaron Gordnier, Brian Oliver
1999	Jason Ball
2000	Sam Petke
2001	Jason Dennis
2002	Ryan Atkinson
2003	Nick Medrano
2004	David Weiner
2005	Matt Swanson
2006	--
2007	Mike Van Winden
2008	Charlie Cutler
2009	Jeff Kobernus
2010	Matt Flemer
2011	Dixon Anderson
2012	Danny Oh
2013	Devon Rodriguez
2014	Mike Reuvekamp
2015	Dylan Nelson
2016	Devin Pearson
2017	Ripken Reyes
2018	Tyrus Greene
2019	Cameron Eden
2020	--

CLINT EVANS AWARD (MOST VALUABLE PLAYER)

1954	Richard Ament
1955	Ron Gaggero
1956	Gene Stang
1957	Doug Weiss
1958	Tom Palma
1959	Roger Gregg
1960	Ted Settle
1961	John Rebelo
1962	William Oakley
1963	Dave Myers
1964	Mike Epstein
1965	Mike Taylor
1966	Bill Frost
1967	Bob Leatherwood
1968	Dave Hagen

HISTORY: TEAM AWARDS

1969	Dave Texdahl
1970	Jim Corcoran
1971	Gary Hernandez
1972	Dave Alderete
1973	Steve Bartkowski
1974	Brad Brian
1975	Dennis Barfield, Tim Hickerson
1976	Bill Piona
1977	Tim Hickerson
1978	Bob Bohnet
1979	Greg Thys
1980	Tom Colburn
1981	Jim Eppard
1982	Bruce Johnson
1983	Bryan Price
1984	Frank Mattox
1985	Jeff Weiss
1986	Kevin Maas
1987	Darryl Vice
1988	Todd Mayo
1989	Todd Mayo
1990	Mike Harrison
1991	Dan Cholowsky
1992	Troy Penix
1993	Bobby Kahlon
1994	Geoff Blum
1995	Gavin Brown, Mike Wolger
1996	Jonathan Petke
1997	Brian Oliver
1998	Xavier Nady
1999	Mike Tonis
2000	Mike Tonis
2001	Rob Meyer
2002	Conor Jackson
2003	Conor Jackson
2004	David Nicholson
2005	Brennan Boesch, Josh Satin
2006	Brandon Morrow
2007	David Cooper
2008	David Cooper, Josh Satin
2009	Mark Canha
2010	Mark Canha
2011	Tony Renda
2012	Tony Renda
2013	Andrew Knapp
2014	Devon Rodriguez
2015	Chris Paul
2016	Brett Cumberland
2017	Andrew Vaughn
2018	Andrew Vaughn
2019	Korey Lee
2020	--

GEORGE WOLFMAN AWARD (MOST IMPROVED)

1973	Randy Hooper
1974	Neil Cummings
1975	Jeff Gleed
1976	Marshall Johnson
1977	John Hughes
1978	Mitch Hawley, Chuck Hensley
1979	Dan McInerny
1980	Jeff Ronk
1981	Rick Balelo, Frank Mattox
1982	Chris Gibbons, Brad Reiches
1983	John Cox
1984	Leland Mattox
1985	Dave Masters
1986	Doug Hylton
1987	Charlie Bonney
1988	Brian Scott
1989	Reid Neumann
1990	Chris Clapinski
1991	Matt Hansen
1992	Aaron Fuller
1993	Jonathan Petke
1994	Drew Fischer, Ivan Lewis
1995	Jim Vorhis
1996	Tyler Walker
1997	Jon Shirley
1998	Ryan Atkinson, Rob Meyer
1999	Clint Hoover
2000	Andrew Sproul, David Weiner
2001	Ben Conley
2002	Jesse Ingram, Matt Payne
2003	Chris Grossman
2004	Adam Gold
2005	Matt Einspahr
2006	Brandon Morrow
2007	Charlie Cutler
2008	Dylan Tonneson
2009	Dixon Anderson
2010	Chadd Krist
2011	Marcus Semien, Austin Booker
2012	Joey Donofrio
2013	Mike Reuvekamp
2014	Kyle Porter
2015	Chris Paul
2016	Robbie Tenerowicz
2017	Cameron Eden
2018	Jonah Davis
2019	Quentin Selma
2020	--

MOST VALUABLE PITCHER AWARD

2001	David Cash
2002	Trevor Hutchinson
2003	Mike Padgett
2004	Jesse Ingram
2005	Travis Talbott
2006	--
2007	Matt Gorgen, Tyson Ross
2008	Matt Gorgen, Tyson Ross
2010	Justin Jones
2011	Kevin Miller
2012	Matt Flemer
2014	Trevor Hildenberger
2015	Dylan Nelson
2016	Ryan Mason
2017	Erik Martinez
2018	Aaron Shortridge
2019	Jared Horn
2020	--

COACHES' AWARD (CAL BEAR OF THE YEAR)

2001	Andrew Sproul
2002	Carson White
2003	Ben Conley
2004	Blake Read
2005	Eric Dworkis
2006	--
2007	Mike Van Winden
2008	Michael Capbarat, Brett Thomas
2009	--
2010	Chad Bunting, Mark Canha
2011	Matt Flemer, Chadd Krist
2016	Mitchell Kranson
2017	Tanner Dodson
2018	Matt Ladrech
2019	Andrew Vaughn
2020	--

WAYNE HOOPER AWARD (TOP TEAMMATE)

2005	Matt Einspahr
2006	Robert Nesbitt
2007	Brett Munster
2008	Brett Jackson
2009	Brett Jackson
2010	Dixon Anderson
2011	Erik Johnson
2012	Chadd Krist
2014	Mike Reuvekamp
2015	Mitchell Kranson
2016	Nick Halamandaris
2017	Andrew Buckley
2018	Erik Martinez
2019	Arman Sabouri
2020	--

FRESHMAN OF THE YEAR

2004	Garrett Bussiere
2005	Josh Satin
2006	Tyson Ross
2007	Jeff Kobernus
2008	Kevin Miller
2009	Danny Oh
2010	Justin Jones, Tony Renda
2011	Kyle Porter
2012	Chris Muse-Fisher
2013	Devin Pearson
2014	Daulton Jefferies
2015	Preston Grand Pre
2016	Tanner Dodson
2017	Andrew Vaughn
2018	Darren Baker
2019	Sam Stoutenborough, Grant Holman
2020	--

CARL VAN HUEITT AWARD (ALUMNUS OF THE YEAR)

2010	Doug Nickle
2012	Dan McInerny
2013	John Hughes
2014	Jesse Ingram
2015	Brad Brian

YOUNG ALUMNI SERVICE AWARD

2012	Jesse Ingram, David Nicholson

MARK CANHA AWARD (CAL PROGRAM CHANGER)

2012	Matt Flemer, Tony Renda

HISTORY: PRO BEARS (SINCE 1978)

NAME	YEAR SIGNED	ORGANIZATION
Dennis Barfield	1978	Tokyo Giants
Bob Bohnet	1978	Minnesota Twins
Paul Fox	1978	Detroit Tigers
Bob Silverman	1978	Toronto Blue Jays
Greg Thys	1979	San Diego Padres
Gary Zunino	1979	St. Louis Cardinals
Rod Booker	1980	Philadelphia Phillies
Lyle Brackenridge	1980	Minnesota Twins
Tom Colburn	1980	Oakland A's
Steve Conroy	1980	Cleveland Indians
Brian Duffy	1980	San Diego Padres
Chuck Hensley	1980	San Francisco Giants
Dan McInerny	1980	Baltimore Orioles
Bob Melvin	1980	Kansas City Royals
Michael Buggs	1981	Chicago White Sox
Chuck Cary	1981	Chicago White Sox
Mitch Hawley	1981	Kansas City Royals
Jeff Ronk	1981	San Diego Padres
Greg Zunino	1981	New York Yankees
Jim Eppard	1982	Toronto Blue Jays
John Cox	1983	Chicago Cubs
Nick Esposito	1983	Texas Rangers
Brian Guinn	1983	Chicago White Sox
Dave Hengel	1983	San Francisco Giants
Frank Mattox	1984	Milwaukee Brewers
Greg McClain	1984	Pittsburgh Pirates
Bryan Price	1984	Seattle Mariners
Tim Jester	1985	Houston Astros
Dave Masters	1985	Seattle Mariners
Buddy Watts	1985	Milwaukee Brewers
Mike Baer	1986	Minnesota Twins
Lance Blankenship	1986	Oakland A's
Jerry Goff	1986	Houston Astros
Mike Knapp	1986	Cincinnati Reds
Kevin Maas	1986	Milwaukee Brewers
Mark Sampson	1986	San Diego Padres
Jeff Weiss	1986	Atlanta Braves
Andy Wortham	1986	Toronto Blue Jays
Rich Aldrete	1987	San Francisco Giants
Ted Eldredge	1987	Seattle Mariners
Paul Ellison	1987	Philadelphia Phillies
Leland Mattox	1987	Oakland A's
Will Schock	1987	Philadelphia Phillies
Darren Lewis	1988	Chicago Cubs
John Kuehl	1988	Oakland A's
Travis Willis	1989	Pittsburgh Pirates
Jeff Kent	1989	Los Angeles Dodgers
Darryl Vice	1989	Oakland A's
Todd Mayo	1989	Montreal Expos
Joe Buckley	1989	San Diego Padres
Brad DeJardin	1989	Cleveland Indians
Willy Warrecker	1989	California Angels
Mike Muhlethaler	1990	Oakland A's
Dan Cholowsky	1991	Colorado Rockies
Mike Harrison	1991	Cincinnati Reds
Mike Lawn	1991	Milwaukee Brewers
Chris Clapinski	1992	Cleveland Indians
Matt Luke	1992	Tampa Bay Devil Rays
Troy Penix	1992	Oakland A's
Jon Zuber	1992	Milwaukee Brewers
Nate Brown	1993	Montreal Expos
Mike Cather	1993	St. Louis Cardinals
Aaron Fuller	1993	Boston Red Sox
Mark Palfalvi	1993	Sioux Falls (Indep.)
Brent Woodall	1993	Chicago Cubs
Reed Aljian	1994	California Angels
Geoff Blum	1994	Arizona Diamondbacks
Eddie Comeaux	1994	Chico Heat (Indep.)
Matt Toomey	1994	Thunder Bay (Indep.)
Bobby Kahlon	1995	Atlanta Braves
Cody McCormick	1995	New York Yankees
Mike Wolger	1995	Montreal Expos
Gavin Brown	1996	Atlanta Braves
Dan Cey	1996	Minnesota Twins
Keith Evans	1996	Montreal Expos
Jonathan Petke	1996	Cleveland Indians
Doug Nickle	1997	Los Angeles Dodgers
Tyler Walker	1997	Washington Nationals
Ryan Drese	1998	Baltimore Orioles
Aaron Gordnier	1998	Cleveland Indians
Jason Hill	1998	Philadelphia Phillies
Brian Oliver	1998	Texas Rangers
Preston Sharp	1999	Anaheim Angels
Tommy Callen	2000	Toronto Blue Jays
Xavier Nady	2000	Kansas City Royals
Kevin Johnson	2000	Detroit Tigers
Brad Steele	2000	Philadelphia Phillies
Mike Tonis	2000	Kansas City Royals
Jason Williams	2000	Montreal Expos
David Cash	2001	Chicago Cubs
Jason Dennis	2001	Long Island Ducks (Indep.)
Clint Hoover	2001	Houston Astros
Rob Meyer	2001	San Francisco Giants
John Baker	2002	Seattle Mariners
Trevor Hutchinson	2002	Florida Marlins
Matt Payne	2002	Chicago White Sox
Carson White	2002	Colorado Rockies
Conor Jackson	2003	Boston Red Sox
Noah Jackson	2003	Chicago Cubs
Brian Montalbo	2003	Milwaukee Brewers
Matt Brown	2004	Houston Astros
Kyle Crist	2004	Kansas City Royals
Jeff Dragicevich	2004	Colorado Rockies
Brian Horwitz	2004	Cleveland Indians
Jesse Ingram	2004	Texas Rangers
Justin Nelson	2004	Colorado Rockies
David Nicholson	2004	Los Angeles Dodgers
Mike Padgett	2004	Texas Rangers
Eric Dworkis	2005	San Francisco Giants
Adam Gold	2005	San Diego Padres
Chris Grossman	2005	St. Louis Cardinals
Matt Swanson	2005	Pittsburgh Pirates
Travis Talbott	2005	Florida Marlins
Brennan Boesch*	2006	Cincinnati Reds
Jeremy Burchett	2006	Cincinnati Reds
Garrett Bussiere	2006	St. Louis Cardinals
Michael Cooper	2006	Chicago Cubs
Allen Craig*	2006	Boston Red Sox
Chris Errecart	2006	Milwaukee Brewers
Brandon Morrow*	2006	San Diego Padres

HISTORY: PRO BEARS (SINCE 1978)

NAME	YEAR SIGNED	ORGANIZATION
Alex Trafton	2006	Tampa Bay Devil Rays
Craig Bennigson	2008	Colorado Rockies
David Cooper	2008	Cleveland Indians
Charlie Cutler	2008	Los Angeles Angels
Matt Gorgen	2008	Arizona Diamondbacks
Alex Rollin	2008	Schaumberg Flyers (Indep.)
Tyson Ross*	2008	San Diego Padres
Josh Satin	2008	Cincinnati Reds
Michael Brady*	2009	Los Angeles Angels
Michael Bulgary	2009	Boston Red Sox
Yasser Clor	2009	Pittsburgh Pirates
Brett Jackson	2009	San Francisco Giants
Jeff Kobernus*	2009	San Francisco Giants
Blake Smith*	2009	Chicago White Sox
Dylan Tonneson	2009	Chicago White Sox
Mark Canha*	2010	Oakland A's
Brian Diemer	2010	Los Angeles Angels
Brian Guinn	2010	San Diego Padres
Chris Petrini	2010	Baltimore Orioles
Daniel Wolford	2010	Cincinnati Reds
Dixon Anderson	2011	Washington Nationals
Austin Booker	2011	Oakland A's
Erik Johnson*	2011	Chicago White Sox
Marcus Semien*	2011	Chicago White Sox
Mitch Delfino*	2012	San Francisco Giants
Joey Donofrio*	2012	St. Louis Cardinals
Matt Flemer*	2012	Colorado Rockies
Chadd Krist*	2012	Miami Marlins
Danny Oh*	2012	Oakland A's
Tony Renda*	2012	Washington Nationals
Andrew Knapp*	2013	Philadelphia Phillies
Derek Campbell*	2014	Philadelphia Phillies
Trevor Hildenberger*	2014	Minnesota Twins
Kyle Porter	2014	Miami Marlins
Michael Theofanopoulos*	2014	Minnesota Twins
Chris Paul*	2015	Minnesota Twins
Brett Cumberland	2016	Atlanta Braves
Nick Halamandaris	2016	Seattle Mariners
Daulton Jefferies	2016	Oakland A's
Aaron Knapp	2016	Miami Marlins
Mitchell Kranson	2016	Minnesota Twins
Ryan Mason	2016	Minnesota Twins
Alex Schick	2016	Minnesota Twins
Keaton Siomkin	2016	St. Louis Cardinals
Robbie Tenerowicz	2016	Tampa Bay Rays
Denis Karas	2017	Miami Marlins
Preston Grand Pre	2017	Los Angeles Dodgers
Tanner Dodson	2018	Tampa Bay Rays
Aaron Shortridge	2018	Pittsburgh Pirates
Jonah Davis	2018	Pittsburgh Pirates
Tyrus Greene	2018	Chicago White Sox
Joey Matulovich	2018	Milwaukee Brewers
Andrew Vaughn	2019	Chicago White Sox
Korey Lee	2019	Houston Astros
Cameron Eden	2019	Toronto Blue Jays
Jared Horn	2019	Colorado Rockies
Arman Sabouri	2019	Milwaukee Brewers
Rogelio Reyes	2019	Minnesota Twins
Brandon McIlwain	2020	New York Mets

2019 A.L. MVP FINALIST MARCUS SEMIEN WAS DRAFTED IN 2011 / COURTESY: CAL ATHLETICS

HISTORY: MLB DRAFT SELECTIONS

YEAR	PLAYER	ROUND (PICK)	ORGANIZATION
1965	Andy Messersmith *	3rd (53)	Detroit TIgers
	Alan Diamond *	24th (473)	San Francisco Giants
	William Frost *	20th (514)	Cincinnati Reds
	RIch Nye *	56th (781)	Houston Astros
1966	Alan Diamond !	7th (93)	Baltimore Orioles
	Ted Parks	1st (16)	Baltimore Orioles
	Rich Nye	14th (265)	Chicago Cubs
	Robert Leatherwood *	23rd (453)	Cincinnati Reds
	William Frost ^	1st (1)	San Francisco Giants
	Andy Messersmith ^	1st (12)	California Angels
	Roger Stevens ^	5th (85)	New York Mets
1967	Robert Leatherwood ^	3rd (58)	Philadelphia Phillies
	Jim Magnuson ^	6th (118)	Baltimore Orioles
1969	John Jackson *	4th (88)	St. Louis Cardinals
1970	Norman Brown	13th (304)	Los Angeles Dodgers
	James Corcoran *^	2nd (29)	Montreal Expos
1971	James Corcoran	1st (14)	Los Angeles Dodgers
	Melvin Aaron	17th (404)	California Angels
1972	Jere Nolan	12th (281)	Los Angeles Dodgers
	Gary Hernandez	17th (405)	St. Louis Cardinals
1973	Donald Thomas	9th (193)	Texas Rangers
	Paul Dyer	29th (640)	New York Mets
1974	Claude Westmoreland +	1st (22)	Los Angeles Dodgers
	Steve Bartkowski *	19th (447)	Baltimore Orioles
	Clifford Irwin	22nd (498)	Detroit Tigers
	Gene Litle *	35th (661)	New York Mets
1975	Juan Eichelberger !	1st (19)	San Diego Padres
	Gene Litle !	6th (94)	New York Mets
1976	Karry Kowalishen *	22nd (509)	San Diego Padres
1977	Larry Kowalishen !	3rd (52)	Detroit Tigers
	Eugene Norman	21st (537)	Cincinnati Reds
1978	Gene Ransom *	19th (482)	Minnesota Twins
	Holden Smith *	28th 653)	Detroit Tigers
1979	Rod Booker *	10th (253)	Baltimore Orioles
	Thomas Colburn *	30th (739)	Minnesota Twins
	Brian Duffy *	43rd (866)	Cleveland Indians
1980	Rod Booker	4th (89)	Minnesota Twins
	Chuck Hensley	10th (251)	Detroit Tigers
	Lyle Brackenridge	13th (323)	Minnesota Twins
	Mitch Hawley *	20th (509)	Kansas City Royals
	Brian Duffy	21st (524)	San Diego Padres
	Daniel McInerny	27th (666)	Cleveland Indians
1981	Horrace Ransom +	15th (287)	Oakland A's
	Chuck Cary	7th (172)	Detroit Tigers
	Michael Buggs	18th (448)	Chicago White Sox
	Mitch Hawley	20th (516)	Kansas City Royals
	Greg Zunino	31st (768)	New York Yankees
	Jeff Ronk	34th (800)	San Diego Padres
1982	Brian Guinn *	6th (143)	San Francisco Giants
	Jim Eppard	13th (340)	Oakland A's
1983	Dave Hengel	3rd (61)	Seattle Mariners
	Brian Guinn	5th (111)	Oakland A's
	John Cox	6th (138)	Chicago Cubs
	Bryan Price *	7th (183)	Baltimore Orioles
	Nick Esposito	30th (727)	Texas Rangers
	Craig Amerkhanian *	36th (802)	Oakland A's
1984	Bryan Price	8th (190)	California Angels
	Greg McClain	8th (199)	Pittsburgh Pirates
	Frank Mattox	8th (202)	Milwaukee Brewers
1985	Dave Masters	1st (24)	Chicago Cubs
	Lance Blankenship *	2nd (49)	Boston Red Sox
	Tim Jester	19th (482)	Houston Astros
1986	Jerry Goff	3rd (63)	Seattle Mariners
	Lance Blankenship	10th (249)	Oakland A's
	Mark Sampson	14th (352)	San Diego Padres
	MIke Knapp	15th (389)	California Angels
	Kevin Maas	22nd (572)	New York Yankees
	Kevin Johnson	23rd (585)	Oakland A's
	Jeff Weiss	28th (691)	Atlanta Braves
	Mike Baer	29th (716)	Minnesota Twins
	Andy Wortham	30th (745)	Toronto Blue Jays
1987	Ted Eldredge	9th (215)	Seattle Mariners
	Will Schock	22nd (563)	Oakland A's
	Rich Aldrete	31st (802)	San Francisco Giants
1988	Darren Lewis	18th (463)	Oakland A's
	Willy Warrecker *	22nd (577)	Detroit Tigers
	John Kuehl	33rd (838)	San Diego Padres
	Darryl Vice *	34th (874)	Philadelphia Phillies
1989	Travis Willis	8th (200)	Chicago Cubs
	Darryl Vice	16th (426)	Oakland A's
	Jeff Kent	20th (523)	Toronto Blue Jays
	Willy Warrecker	24th (617)	California Angels
	Todd Mayo	32nd (826)	Montreal Expos

JEFF KENT WAS DRAFTED BY TORONTO IN 1989 / COURTESY: CAL ATHLETICS

HISTORY: MLB DRAFT SELECTIONS

YEAR	PLAYER	ROUND (PICK)	ORGANIZATION
1990	Dave Schwartz *	23rd (622)	Minnesota Twins
	Michael Muhlethaler	39th (1,047)	Oakland A's
	Mark Saugstad *	56th (1,364)	New York Yankees
1991	Dan Cholowsky	1st (39 - comp)	St. Louis Cardinals
	Mike Harrison	5th (145)	Cincinnati Reds
	Paul Dalzochio	21st (560)	Texas Rangers
	Dave Schwartz	24th (622)	Minnesota Twins
	Mike Lawn	34th (884)	Milwaukee Brewers
	Eric Vargas	44th (1,154)	Texas Rangers
1992	Matt Luke	8th (214)	New York Yankees
	Troy Penix	8th (228)	Oakland A's
	Nate Brown *	9th (249)	Philadelphia Phillies
	Jon Zuber	12th (333)	Philadelphia Phillies
	Brent Woodall *	17th (471)	Chicago Cubs
	Brent Hansen	19th (534)	Boston Red Sox
	Rocky Ray	33rd (911)	Montreal Expos
	Tom Irwin	36th (1,005)	Philadelphia Phillies
1993	Nate Brown	5th (146)	Montreal Expos
	Ricardo Spears *	18th (510)	Montreal Expos
	Aaron Fuller	31st (863)	Boston Red Sox
	MIke Cather	41st (1,151)	Texas Rangers
1994	Geoff Blum	7th (196)	Montreal Expos
	Bobby Kahlon *	25th (702)	Philadelphia Phillies
	Eddie Corneaux	26th (729)	Texas Rangers
	Eric Hamm	43rd (1,191)	Chicago Cubs
	Michael Wolger *	53rd (1,414)	St. Louis Cardinals
1995	Scott Emmons	21st (590)	New York Yankees
	Cody McCormick	23rd (646)	New York Yankees
	Michael Wolger	24th (675)	Montreal Expos
	Gavin Brown *	32nd (883)	St. Louis Cardinals
	Bobby Kahlon	35th (962)	Texas Rangers
	Andy Tarpley *	59th (1,517)	Toronto Blue Jays
1996	Dan Cey	3rd (67)	Minnesota Twins
	Keith Evans	8th (220)	Montreal Expos
	John Nall	22nd (652)	Chicago Cubs
1997	Tyler Walker	2nd (58)	New York Mets
	Doug Nickle	13th (387)	Anaheim Angels
	Ryan Drese *	14th (425)	Oakland A's
1998	Brian Oliver	4th (121)	Anaheim Angels
	Ryan Drese	5th (153)	Cleveland Indians
	Jason Hill	8th (241)	Anaheim Angels
	Doug Wakefield	41st (1,231)	Anaheim Angels
1999	Kevin Johnson *	12th (359)	Minnesota Twins
	Brad Steele *	17th (507)	Detroit Tigers
2000	Mike Tonis	2nd (44)	Kansas City Royals
	Xavier Nady	2nd (49)	San Diego Padres
	Kevin Johnson	14th (408)	Detroit Tigers
	Jason Williams	21st (639)	Arizona Diamondbacks
	Brad Steele	26th (775)	Philadelphia Phillies
	Tommy Callen	33rd	Toronto Blue Jays
	John Shirley	43rd	Oakland A's
2001	David Cash	6th (196)	San Francisco Giants
	Clint Hoover	14th (416)	Houston Astros
	Jason Dennis	14th (419)	Anaheim Angels
	Randall Shelley	17th (501)	Texas Rangers
	Jeff Bannon	18th (546)	Cincinnati Reds
	Rob Meyer	19th (586)	San Francisco Giants
	Trevor Hutchinson *	20th (612)	New York Mets
2002	Trevor Hutchinson	3rd (83)	Florida Marlins
	John Baker	4th (128)	Oakland A's
	Ben Francisco	5th (154)	Cleveland Indians
	Greg Bruso	16th (487)	San Francisco Giants
	Carson White	23rd (681)	Colorado Rockies
	Matt Payne	50th (1,472)	Chicago White Sox
2003	Conor Jackson	1st (19 - comp)	Arizona Diamondbacks
	Brian Montalbo	7th (189)	Milwaukee Brewers
	Brian Horwitz *	26th (782)	Oakland A's
2004	David Nicholson	9th (268)	Los Angeles Dodgers
	Justin Nelson	15th (440)	Colorado Rockies
	Jeff Dragicevich	18th (530)	Colorado Rockies
	Matt Brown	22nd (664)	Houston Astros
	Nate Sutton	24th (713)	Anaheim Angels
	Brandon Averill	24th (724)	Houston Astros
	Kyle Crist	34th (1,015)	Kansas City Royals
	Jesse Ingram	36th (1,071)	Texas Rangers
2005	Matt Swanson	13th (391)	Pittsburg Pirates
	Travis Talbott	14th (426)	Florida Marlins
	Adam Gold	33rd (998)	San Diego Padres
	Eric Dworkis	45th (1,355)	San Francisco Giants
2006	**Brandon Morrow**	**1st (5)**	**Seattle Mariners**
	Brennan Boesch	3rd (82)	Detroit Tigers
	Chris Errecart	5th (152)	Milwaukee Brewers
	Allen Craig	8th (256)	St. Louis Cardinals
	Jeremy Burchett	9th (264)	Cincinnati Reds
	Michael Cooper	26th (779)	Chicago Cubs
	Garrett Bussiere	26th (796)	St. Louis Cardinals
2008	David Cooper	1st (17)	Toronto Blue Jays
	Tyson Ross	**2nd (58)**	**Oakland A's**
	Josh Satin	6th (194)	New York Mets
	Craig Bennigson	9th (287)	Colorado Rockies
	Charlie Cutler	14th (425)	St. Louis Cardinals
	Matt Gorgen	16th (473)	Tampa Bay Rays
2009	Brett Jackson	1st (31)	Chicago Cubs
	Jeff Kobernus	2nd (50)	Washington Nationals
	Blake Smith	2nd (56 - comp)	Los Angeles Dodgers
	Michael Bugary	15th (468)	Boston Red Sox
	Michael Brady	24th (728)	Florida Marlins
	Dylan Tonneson	36th (1,074)	San Diego Padres
	Yasser Clor *	49th (1,465)	Pittsburgh Pirates
2010	Dixon Anderson *	6th (178)	Baltimore Orioles
	Brian Diemer	6th (204)	Los Angeles Angels
	Mark Canha	**7th (227)**	**Florida Marlins**
	Brian Guinn, Jr.	11th (334)	San Diego Padres
	Daniel Wolford	14th (427)	Cincinnati Reds
2011	Erik Johnson	2nd (80)	Chicago White Sox
	Marcus Semien	**6th (201)**	**Chicago White Sox**
	Dixon Anderson	9th (277)	Washington Nationals
	Chadd Krist *	13th (411)	Chicago White Sox
	Kevin Miller *	18th (550)	Houston Astros
	Matt Flemer *	19th (576)	Kansas City Royals
	Austin Booker	33rd (1,006)	Oakland A's
2012	**Tony Renda**	**2nd (80)**	**Washington Nationals**
	Chadd Krist	9th (284)	Chicago Cubs
	Mitch Delfino	20th (628)	San Francisco Giants
	Justin Jones *	26th (790)	Minnesota Twins
	Matt Flemer	27th (828)	Colorado Rockies
	Danny Oh	27th (847)	New York Yankees
	Joey Donofrio	31st (960)	St. Louis Cardinals
2013	**Andrew Knapp**	**2nd (53)**	**Philadelphia Phillies**
	Derek Campbell *	36th (1,068)	Chicago Cubs

HISTORY: MLB DRAFT SELECTIONS

YEAR	PLAYER	ROUND (PICK)	ORGANIZATION
2014	Derek Campbell	20th (592)	Philadelphia Phillies
	Trevor Hildenberger	**22nd (650)**	**Minnesota Twins**
	Michael Theofanopoulos	30th (890)	Minnesota Twins
	Kyle Porter	31st (917)	Miami Marlins
2015	Chris Paul	6th (170)	Minnesota Twins
2016	**Daulton Jefferies**	**1st (37 - lottery)**	**Oakland A's**
	Brett Cumberland	**2nd (76 - lottery)**	**Atlanta Braves**
	Alex Schick	6th (183)	Minnesota Twins
	Aaron Knapp	**8th (233)**	**Miami Marlins**
	Mitchell Kranson	9th (273)	Minnesota Twins
	Ryan Mason	**13th (393)**	**Minnesota Twins**
	Robbie Tenerowicz	**27th (810)**	**Tampa Bay Rays**
2017	Denis Karas	10th (299)	Miami Marlins
	Preston Grand Pre	**24th (730)**	**Los Angeles Dodgers**
2018	**Tanner Dodson**	**2nd (71)**	**Tampa Bay Rays**
	Aaaron Shortridge	**4th (114)**	**Pittsburgh Pirates**
	Jonah Davis	**15th (444)**	**Pittsburgh Pirates**
	Tyrus Greene	**16th (468)**	**Chigaco White Sox**
	Joey Matulovich	**20th (605)**	**Milwaukee Brewers**
2019	**Andrew Vaughn**	**1st (3)**	**Chicago White Sox**
	Korey Lee	**1st (32)**	**Houston Astros**
	Cameron Eden	**6th (177)**	**Toronto Blue Jays**
	Jared Horn	**7th (219)**	**Colorado Rockies**
	Arman Sabouri	**12th (373)**	**Milwaukee Brewers**
	Rogelio Reyes	**22nd (659)**	**Minnesota Twins**
	Brandon McIlwain *	26th (771)	Miami Marlins

NOTE

BOLD - Currently playing

* - Drafted but did not sign

+ - January Draft

! - January Secondary Draft

^ - June Secondary Draft

ANDREW VAUGHN (TOP) AND KOREY LEE (BOTTOM) BECAME CAL'S FIRST TEAMMATE DUO TO BE SELECTED IN THE FIRST ROUND OF THE SAME MLB DRAFT IN 2019. / COURTESY: CAL ATHLETICS

HISTORY: MAJOR-LEAGUE BEARS

NAME	POS.	CAREER STATISTICS	YEARS ACTIVE IN MLB	ORGANIZATIONS
Jack Albright	SS	.232, 2 HR, 5 RBI	1947	Phillies
John Baker	C	.247, 14 HR, 120 RBI	2008-14	Marlins, Padres, Cubs
Lance Blankenship	UT	.222, 9 HR, 92 RBI	1988-93	A's
John Bliss	C	.219, 3 HR, 61 RBI	1908-12	Cardinals
Geoff Blum	INF/OF	.250, 99 HR, 478 RBI	1999-2012	Expos, Astros, Devil Rays, Padres, White Sox, Padres, Astros, Diamondbacks
Brennan Boesch	OF	.251, 47 HR, 194 RBI	2010-17	Tigers, Angels, Reds
Rod Booker	SS	.248, 0 HR, 28 RBI	1987-91	Cardinals, Phillies
Michael Brady	RHP	0-0, 5.68 ERA, 16 app	2017	A's
Mark Canha	***OF/1B***	***.239, 41 HR, 142 RBI***	***2015-present***	***A's***
Chuck Cary	LHP	14-26, 4.17 ERA, 3 saves	1985-93	Tigers, Braves, Yankees, White Sox
Mike Cather	RHP	5-6, 3.42 ERA	1997-00	Braves, Rockies
Sam Chapman	OF	.266, 180 HR, 773 RBI	1938-51	Philadelphia A's, Indians
Chris Clapinski	2B	.267, 1 HR, 9 RBI	1999-00	Marlins
Allen Craig	1B/OF	.277, 59 HR, 296 RBI	2010-17	Cardinals, Red Sox
David Cooper	1B	.270, 6 HR, 23 RBI	2011-12	Blue Jays
Larry Colton	RHP	0-0, 4.50 ERA	1968	Phillies
Taylor Douthit	OF	.291, 29 HR, 396 RBI	1923-33	Cardinals, Reds, Cardinals, Reds, Cubs, Reds
Dave Dowling	LHP	1-0, 1.80 ERA	1964-66	Cardinals, Cubs
Ryan Drese	RHP	34-39, 5.31 ERA	2001-06	Indians, Rangers, Nationals
Juan Eichelberger	RHP	26-36, 4.10 ERA	1978-88	Padres, Indians, Braves
Jim Eppard	OF	.281, 0 HR, 16 RBI	1987-90	Angels, Blue Jays
Mike Epstein	1B	.244, 130 HR, 380 RBI	1966-74	Orioles, Senators, A's, Senators, A's, Angels, Rangers, Angels
Jerry Goff	C	.215, 7 HR, 19 RBI	1990-96	Expos, Pirates, Astros
Bill Heitmuller	OF	.271, 0 HR, 22 RBI	1909-10	Philadelphia A's
Dave Hengel	OF	.186, 4 HR, 18 RBI	1986-89	Mariners, Indians
Chuck Hensley	LHP	0-0, 2.45 ERA, 1 save	1986	Giants
Trevor Hildenberger	RHP	7-9, 4.62 ERA, 8 saves	2017-19	Twins, Red Sox, Mets
Brian Horwitz	OF	.222, 2 HR, 4 RBI	2008	Giants
Brett Jackson	OF	.169, 4 HR, 9 RBI	2012-14	Cubs, Diamondbacks
Conor Jackson	1B/OF	.271, 52 HR, 295 RBI	2005-11	Diamondbacks, A's, Red Sox
Daulton Jefferies	RHP	--	2020	A's
Jackie Jensen	OF	.279, 199 HR, 929 RBI	1950-61	Yankees, Senators, Red Sox
Erik Johnson	RHP	7-10, 5.28 ERA	2013-16	White Sox, Padres
Jeff Kent	2B	.290, 377 HR, 1,518 RBI	1992-08	Blue Jays, Mets, Indians, Giants, Astros, Dodgers
Andrew Knapp	***C***	***.226, 7 HR, 28 RBI***	***2017-present***	***Phillies***
Jeff Kobernus	OF	.139, 1 HR, 1 RBI	2013-14	Nationals
Darren Lewis	OF	.250, 27 HR, 342 RBI	1990-02	A's, Giants, Reds, Giants, White Sox, Dodgers, Red Sox, Cubs
Matt Luke	OF	.242, 15 HR, 40 RBI	1996-99	Yankees, Indians, Dodgers, Angels
Kevin Maas	1B/DH	.230, 65 HR, 169 RBI	1990-95	Yankees, Twins
Ed Mayer	LHP	2-2, 4.31 ERA, 1 save	1957-58	Cubs
Bob Melvin	C	.233, 35 HR, 212 RBI	1985-94	Tigers, Giants, Orioles, Royals, Red Sox, White Sox, Yankees
Andy Messersmith	RHP	130-99, 2.86 ERA, 15 saves	1968-79	Angels, Dodgers, Braves, Yankees, Dodgers
Brandon Morrow	RHP	51-43, 3.96 ERA, 40 saves	2007-19	Mariners, Blue Jays, Padres, Dodgers, Cubs
Newell Morse	2B	.000, 0 HR, 0 RBI	1929	Philadelphia A's
Ralph "Hap" Myers	1B	.268, 4 HR, 116 RBI	1910-15	Boston Braves, St. Louis Browns, Brooklyn Dodgers
Xavier Nady	1B/OF	.268, 104 HR, 410 RBI	2000-14	Padres, Mets, Pirates, Yankees, Cubs, Diamondbacks, Giants, Royals
Doug Nickle	RHP	1-0, 7.84 ERA	2000-02	Phillies, Padres
Rich Nye	LHP	26-31, 3.71 ERA, 4 saves	1966-70	Cubs, Expos, Cardinals
Orval Overall	RHP	108-71, 2.23 ERA, 12 saves	1905-13	Reds, Cubs, Reds, Cubs
Tony Renda	2B	.183, 0 HR, 3 RBI	2016, 2018	Reds, Nationals, Red Sox
Earl Robinson	OF	.268, 12 HR, 44 RBI	1958-64	Dodgers, Orioles
Ray Rohwer	OF	.284, 3 HR, 28 RBI	1921-22	Pirates
Tyson Ross	RHP	43-66, 3.95 ERA, 1 save	2010-19	A's, Padres, Rangers, Cardinals, Tigers
Josh Satin	1B/2B	.269, 3 HR, 19 RBI	2011-14	Mets
Marcus Semien	***SS***	***.249, 75 HR, 265 RBI***	***2013-present***	***White Sox, A's, Blue Jays***
Blake Smith	RHP	0-0, 6.23 ERA, 0 saves	2016-17	White Sox
Joe Smith	C	.156, 0 HR, 2 RBI	1913	Yankees
Mike Tonis	C	.000, 0 HR, 0 RBI	2004	Royals
Andrew Vaughn	***1B***	***--***	***2021-present***	***White Sox***
Tyler Walker	RHP	23-18, 4.23 ERA, 34 saves	2002-09	Mets, Giants, Devil Rays, Giants, Mariners, Nationals
Bill Werle	LHP	29-39, 4.69 ERA, 15 saves	1949-54	Pirates, Cardinals, Red Sox
Jon Zuber	1B/OF	.250, 3 HR, 16 RBI	1996-98	Phillies

NOTE
Bold denotes active #ProBears at the start
of the 2021 Major League Baseball season

HISTORY: OLYMPICS & TEAM USA

CAL PLAYERS PLAYING FOR TEAM USA + OTHER COUNTRIES

YR.	PLAYER/COACH	EVENTS (MEDAL)
1984	David Chiono, P (Italy)	Olympics, Los Angeles, CA
1985	Bob Milano, AC	Intercontinental Cup
1988	Bob Milano, AC	Olympics, Seoul, South Korea (Gold)
1990	Mike Harrison, C	World Championship, Canada
1995	Ryan Drese, P	National Baseball Conference World Series
1997	Bob Milano, HC	Intercontinental Cup
	Jason Hill, C	Intercontinental Cup
	Brian Oliver, INF	Intercontinental Cup
1998	Xavier Nady, INF	IBA World Cup
1999	Xavier Nady, INF	National Baseball Conference World Series
	Mike Tonis, C	National Baseball Conference World Series
2000	Xavier Nady, INF	USA vs. Japan Collegiate All-Star Series
2007	Tyson Ross, P	Pan American Games
2008	Blake Smith, P	Haarlem Baseball Tournament
		IV FISU WCB
2015	Daulton Jefferies, P	Americas Baseball Festival
2017	Andrew Vaughn, 1B	USA vs. Japan Collegiate All-Star Series
2018	Andrew Vaughn, 1B	USA vs. Japan Collegiate All-Star Series
2019	Andrew Vaughn, 1B	WBSC Premier12

BOB MILANO / COURTESY: USA BASEBALL

ANDREW VAUGHN / COURTESY: USA BASEBALL

HISTORY: CAL ATHLETIC HALL OF FAME

PLAYER, POSITION	YEAR INDUCTED
Bob Albo, C	2007
Lance Blankenship, INF	1999
Rod Booker, SS	2002
Dan Cholowsky, INF	2015
Taylor Douthit, OF	1988
Clint Evans, Coach	1986
John Fiscalini, OF	2004
Mike Harrison, C	2012
Jackie Jensen, OF/P	1986
Jeff Kent, SS	2009
Tom Keough, OF	2001
Mike Koll, P	1995
Matt Luke, OF	2007
Todd Mayo, OF	2008

PLAYER, POSITION	YEAR INDUCTED
Andy Messersmith, P	1989
Bob Milano, Coach	2004
Clinton "Brick" Morse, OF	1988
Orville Overall, P	1987
Bryan Price, P	2011
Bill Priest, P	1998
Earl Robinson, OF/SS	1988
Pete Schabarum	1998
Warren Smith, C	1995
Dough Weiss, P	1993
Ken Wiedermann	2017
Arleigh Williams	2004
George Wolfman, Coach	1987
Jon Zuber, INF/OF	2003

JEFF KENT (CENTER) AT 2009 CAL ATHLETIC HALL OF FAME BANQUET / COURTESY: CAL ATHLETICS

HISTORY: ALL-TIME LETTERMEN

- A -

Agarwal, Akaash, 2016-17
Agliano, Nat, 1952
Ahern, Dan, 1975-76
Ahern, Dave, 1991
Aitken, Ed, 1948-50
Albo, Bob, 1952-54
Aldrete, Rich, 1984-87
Aldrette, David, 1970-71, 73
Aldrich, Dave, 1967-69
Aljian, Reed, 1991-94
Alton, Dick, 1962-64
Alton, Ken, 1974
Alvis, Charlie, 1982
Ament, Dick, 1952-55
Ammirato, Joe, 2019-21
Anaclerio, Carl, 1950-51
Anderson, Dave, 1948-50
Anderson, Dixon, 2009-11
Anderson, Robert, 1947-50
Archer, Bill, 1965-66
Arkison, Jim, 1976-77
Arnett, Barry, 1960
Arrillaga, Gabe, 1955
Ash, Will, 1971-73
Asnicar, Jeff, 1991, 93
Atkins, Blake, 2019-21
Atkinson, Ryan, 1998-99, 01-02
Ayres, Derek, 1999-01

- B -

Baccari, Steve, 1978
Baer, Mike, 1985-86
Bain, Jeff, 2015-16
Baker, Darren, 2018-21
Baker, John, 2000-02
Baker, Irv, 1968-70
Baldwin, Mike, 1969
Balelo, Rick, 1981
Ball, Jason, 1997-00
Ballam, John, 1958-60
Bandettini, Bob, 1958-59
Barfield, Dennis, 1975-76, 78
Barnes, Noel, 1959-60
Barney, Dan, 1962
Barnise, Nino, 1947-48
Bartkowski, Steve, 1973-74
Beavers, Dylan, 2020-21
Beck, Eldon, 1952
Beck, Gil, 1949-51
Beck, Tom, 1982-84
Becker, Charles, 1955-57
Benevento, Bill, 1958
Bennett, Ralph, 1950-51
Bennigson, Craig, 2006-08
Benson, Mitch, 2021
Bernadou, LeRoy, 1952
Bielefeld, Bill, 1962
Blake, Richard, 1975
Blankenship, Lance, 1983-86
Blum, Geoff, 1992-94
Bock, Conner, 2017-20
Boehle, Mark, 1976
Boesch, Brennan, 2005-06
Bohnet, Bob, 1977-78
Bond, Hal, 1967-68
Bonney, Charlie, 1986-87
Booker, Austin, 2009-11
Booker, Rod, 1979-80
Bowker, Adney, 1958-60
Bowley, Bill, 1962-64
Brackenridge, Lyle, 1980
Brady, Michael, 2007-09
Brenzel, Gary, 1958-59
Brewick, Dennis, 1960
Brian, Brad, 1972-74
Brian, Robert, 1949
Bridges, Hollon, 1967
Brink, Kevin, 1976-77
Brown, Brad, 1990-92
Brown, Gavin, 1993-96
Brown, Jim, 1947
Brown, Kevin, 1988-89
Brown, Matt, 2001-04
Brown, Nate, 1990-93
Brown, Norm, 1970
Brown, Rick, 1965-67
Bruno, Vince, 2011-12, 14
Bryan, Brad, 1965
Bugary, Michael, 2009
Buckley, Andrew, 2014, 17-18
Buckley, Joe, 1985, 88-89
Buestad, Connor, 2007
Buggs, Michael, 1979-81
Bunch, Don, 1965-67
Bunting, Chad, 2010-12
Burchett, Jeremy, 2003, 05-06
Burd, Wayne, 1968-70
Burden, Jag, 2021
Burman, Pete, 1971-72
Burnett, Douglas, 1961-62
Buscovich, David, 2011
Bussiere, Garrett, 2004-06
Butler, Rob, 1989-90
Butler, Virgil, 1947

- C -

Cachola, Sam, 2018-19
Caesar, Alton, 1975-76
Callen, Tommy, 1999-00
Campbell, Danny, 2006
Campbell, Derek, 2011-12, 14
Canha, Mark, 2008-10
Canton, Lloyd, 1955-56
Capbarat, Michael, 2008
Carlson, Stephen, 2007
Cary, Chuck, 1979-81
Cassady, Mike, 2010
Cash, David, 1999-01
Cate, George, 1966-67
Cather, Mike, 1991-93
Celsi, Brian, 2013-16
Cey, Dan, 1994-96
Chai, Wayne, 1987
Charron, Craig, 1981
Chiono, Dave, 1981-82, 84
Cholowsky, Dan, 1989-91
Clapinski, Chris, 1990-92
Clayton, Doug, 1947
Cloyd, Ethan, 2020-21
Coburn, Gary, 1966-67
Coffman, Ron, 1972-73
Colburn, Tom, 1977-80
Collar, Matt, 1992, 94-95
Colton, Larry, 1962-64
Comeaux, Eddie, 1992-94
Conley, Ben, 1999, 01-03
Conner, Bren, 1983-84
Conroy, Steve, 1979-80
Cook, Brent, 2000-01
Cooper, David, 2007-08
Cooper, Michael, 2005-06
Cooper, Tom, 1963-64, 66
Corcoran, Jim, 1969-70
Corona, Pete, 1950-51
Corral, Fred, 1987-88
Correa, John, 1987-88
Cosca, Jack, 2017
Cosso, Lou, 1964
Cowan, Bucky, 1951
Cox, John, 1982-83
Craig, Allen, 2003-06
Crew, Jim, 1951-52
Crist, Kyle, 2003-04
Cronin, Tim, 1947-49
Crudele, Anthony, 1987-88
Crume, Chris, 1986-87
Crow, Dan, 1990
Cuccias, Jon, 1997-00
Cumberland, Brett, 2015-16
Cummings, Neil, 1972-74
Cutler, Charlie, 2007-08

- D -

Dahlen, Case, 2007
Dalton, Dennis, 1967-69
Danielson, Don, 1948-49
Dash, Rich, 1965
Davies, Al, 1949-51
Davis, Jonah, 2016-18
Deaver, Andrew, 2017
Deaver, Dan, 1981-83
DeForest, Craig, 1965
DeJardin, Brad, 1987-89
De La Rosa, Kurt, 2008
Del Carlo, Ray, 1971-72
Delfino, Mitch, 2010-12
Delmore, Jack, 2019-20
Dennis, Jason, 1998-99, 01
Derdivanis, John, 1953-55
Derian, Steve, 1973-74
Destefano, Pete, 1997
Dexter, Chuck, 1958
Diamond, Al, 1963-65
Diede, Grant, 2013-16
Diemer, Brian, 2009-10
Dito, Ken, 1959
Dodson, Don, 1949-51
Dodson, Tanner, 2016-18
Donofrio, Joey, 2012
Dowd, Derek, 1991
Dowling, Dave, 1962-63
Dragicevich, Jeff, 2001-04
Draheim, Dave, 1958
Drake, Dick, 1953
Drese, Ryan, 1995, 98
Driscoll, Don, 1978-80
Drogin, Reuben, 2018-21
Duffy, Brian, 1977-80
Dufour, Glenn, 1947
Dunlap, Tex, 1975
Dworkis, Eric, 2005
Dyer, Paul, 1972-73

- E -

Economos, Peter, 1994-96
Eden, Cameron, 2017-19
Egber, Alex, 2013
Eichelberger, Juan, 1973-74
Einspahr, Matt, 2003-05
Eldredge, Ted, 1985-87
Elliott, Kim, 1957-59
Elliott, Robert, 1954
Ellis, Dave, 1987
Ellis, Scot, 1975-76
Ellison, Paul, 1987
Elvis, Cole, 2019-21
Eppard, Jim, 1981-82
Epps, Jon, 1963-64
Epstein, Mike, 1963-64
Erb, Charley, 1948
Erceg, Lucas, 2014-15
Erickson, Travis, 2008
Ernst, Neil, 1970
Errecart, Chris, 2004-06
Esposito, Nick, 1982-83
Evanoff, Matt, 2013
Evans, Jason, 1990
Evans, Keith, 1994-96
Evans, Ray, 1963-65

- F -

Facione, Chris, 1990
Falk, Ted, 1958, 60
Farmer, Scott, 1985-86
Farney, Brenden, 2013-16
Fattarsi, Tony, 1966-67
Ferguson, Dane, 2007
Ferran, Bill, 1976-77
Finney, Ira, 1947, 49
Fiscalini, Jim, 1948-49
Fiscalini, John, 1946-48
Fischer, Drew, 1994-97

HISTORY: ALL-TIME LETTERMEN

Fitzgerald, Todd, 2008
Flemer, Kevin 2017-18
Flemer, Matt, 2009-12
Flores, Ron, 1989-90
Flower, Max, 2017-20
Fondersmith, Pete, 1987-88
Forster, Dave, 1971-72
Fox, Paul, 1978
Franklin, Alex, 1993-95
Franklin, Jim, 1970-71
Frati, Bob, 1991
Frederico, Tom, 1976
Freer, Ken, 1981-82
Frets, Bart, 1987-88
Frost, Bill, 1965-66
Fuller, Aaron, 1990-93
Furstenthal, John, 1994-97

- G -

Gaggero, Joe, 1952-55
Gaggero, Ron, 1955-57
Gardner, Mark, 1997
Garfin, Dan, 1997-98
Gather, Lucas, 2019-21
Gear, Bill, 1950
Gee, Craig, 1993, 96
Geiger, Doug, 1977
Gerlach, Tim, 1979-80
Gianulias, Gus, 1956, 58-59
Gibbons, Chris, 1982-83
Gifford, Ben, 1999
Gill, Gordon, 1953-54
Gillon, Bob, 1951-52
Gilmore, Bill, 1953
Gleason, Don, 1953
Gleed, Jeff, 1975-77
Glines, Dan, 1952
Goff, Jerry, 1984-86
Goemann, Reed, 1996-97
Gold, Adam, 2004-05
Gordnier, Aaron, 1995-98
Gordon, Stu, 1961-62
Gorgen, Matt, 2006-08
Gorman, Rich, 2008
Grand Pre, Preston, 2015-17
Granger, Dave, 1980-81
Gratenhuis, Merrill, 1951
Graves, Tom, 1960, 62
Greene, Ray, 1951-53
Greene, Terry, 1981-83
Greene, Tyrus, 2016-18
Gregg, Roger, 1957-59
Grigsby, Taylor, 2007
Gross, Arthur, 2002
Grossman, Chris, 2001, 03-04
Guinn, Brian, 2009-10
Guinn, Brian, 1981-83

- H -

Hagen, Dave, 1968-69
Hale, Brent, 2002
Hall, Jim, 1951-52
Hanlon, Ryan, 2007
Halamandaris, Nick, 2013-16
Hampton Jr., Lorenzo, 2016-17
Hansen, Matt, 1990-92
Harger, Rich, 1983-86
Haro, John, 1971-72
Harris, Alec, 2006
Harrison, Bill, 1963-64
Harrison, Mike, 1989-91
Hartman, Doug, 1978
Harwood, Bud, 1948-49
Hashimoto, Dean, 1991-92
Hawkins, Bill, 1980-83
Hawley, Mitch, 1978-81
Heffernon, Mike, 1977, 79
Heil, Dave, 1953-54
Heinrichs, Terry, 1962
Henderson, Bob, 1950-52
Henderson, Thelton, 1954-55
Henderson, Tommy, 2018-20
Hengel, Dave, 1981-83
Hensley, Chuck, 1978-80
Hernandez, Gary, 1971-72
Hernandez, Juan, 1997-99
Herrera, Junior, 1987
Hewitt, Charles, 1960-62
Hickerson, Tim, 1975-77
Hildenberger, Trevor, 2013-14
Hill, Jason, 1996-98
Hinrichsen, Jack, 2019
Hinton, Jerry, 1952-53
Hodgins, Mike, 1973-74
Holder, James, 2003-05
Holman, Grant, 2019-21
Hooper, Randy, 1972-74
Hoover, Clint, 1998-01
Hoover, Dick, 1963
Horn, Jared, 2017-18
Horton, LaVerne, 1947
Horwitz, Brian, 2001-04
House, John, 1981-83
Hovatter, Tim, 1984
Howe, Jim, 1949-50
Howell, Travis, 2005
Hsieh, Eddie, 2010
Huddleston, Hugh, 1951
Hughes, John, 1973-74
Hughes, John, 1977-78
Hutchinson, Trevor, 1999-02
Hylton, Doug, 1986

- I -

Ingebretson, Bob, 1960-62
Ingebretson, Gary, 1962-64
Ingersoll, Sandy, 1967-68
Ingram, Jesse, 2002-03

- J -

Jackson, Brett, 2007-09
Jackson, Conor, 2001-03
Jackson, Connor, 2017-18
Jackson, John, 1968-69
Jackson, Noah, 2001-03
Jaeger, Joe, 1956
Jauregui, Mike, 1961-63
Jefferies, Daulton, 2014-16
Jensen, Andy, 1997
Jensen, Jack, 1947, 49
Jessen, Rob, 1979-80
Jester, Tim, 1984-85
Johnson, Bob, 1948
Johnson, Bruce, 1979-82
Johnson, Curtis, 1997-99
Johnson, Dave, 1977-79
Johnson, Erik, 2009-11
Johnson, Gary, 1995-96
Johnson, Kevin, 1997, 99-00
Johnson, Marshall, 1975-76
Johnson, Neil, 1950
Johnson, Richard, 1960-61
Jones, Bob, 1948-50
Jones, Justin, 2010-13
Juhas, Mark, 1987-90
Justl, Wayne, 1982

- K -

Kaia, Steve, 1978-79
Kahlon, Bobby, 1993-94
Kahoalii, Creighton, 2001
Kalamaras, John, 1955-56
Kane, Kevin, 1977
Karas, Denis, 2015-17
Karnofsky, Jordan, 2007
Kay, Jesse, 2014-15
Kearney, Kevin, 1975-76
Kelley, Bernie, 1956-57
Kent, Jeff, 1987-89
Kenworthy, Tim, 1975-76
Keough, Tom, 1951-53
King, Jerry, 1961-63
King, Joseph, 2020-21
Kirkpatrick, Bill, 1968
Kloser, Dave, 1984
Knapp, Aaron, 2014-16
Knapp, Andrew, 2011-13
Knapp, Mike, 1985-86
Kobernus, Jeff, 2007-09
Konecky, Rich, 1959-60
Konishi, Chad, 1990-93
Koski, Mike, 1971
Kowalishen, Larry, 1975-76
Kraft, Ed, 1956-57
Kranson, Mitchell, 2013-16
Krichman, Pete, 1952-53
Krist, Chadd, 2010-12
Kritscher, Mike, 1964
Kuehl, John, 1988
Kurkjian, Chuck, 1970-71
Kyte, Al, 1954-56

- L -

Lacki, Steve, 1972
Ladrech, Matt, 2015-18
Lagattuta, John, 2018-21
Lake, Ben, 2020-21
Land, Doug, 1978-79
Larner, Dick, 1947
Lavorel, Warren, 1955-57
Lawn, Mike, 1990-91
Leatherwood, Bob, 1966-67
Lechich, Louie, 2011
Lee, Don, 1949-50
Lee, Korey, 2017-18
Lemmel, Cole, 2017-18
Leoni, Charlie, 1973
Lewis, Darren, 1988
Lewis, Dee, 1960-62
Lewis, Ivan, 1994-97
Lewis, Nick, 1985
Liebzeit, Bob, 1983-84
Liepman, Ben, 2006
Lindquist, Eric, 1971
Lindsten, Mike, 1983
Litle, Gene, 1974-75
Loessberg, Dez, 2021
Lotter, Willard, 1947
Louie, Donald, 1960-61
Lovett, John, 1964
Lowden, Michael, 2013
Lubner, Ryan, 2000-01
Lucero, Joe, 1958
Ludwick, Eric, 1991-92
Lufkin, Dan, 1962
Luke, Matt, 1990-92
Lutz, Ian, 2017
Luzar, Jerry, 1967

- M -

Maas, Kevin, 1984-86
Mack, Connor, 2018-21
Mackay, Jack, 1952-54
Maddox, Leland, 1982-85
Magnuson, Jim, 1967
Mainini, Scott, 1993-95
Maire, Ken, 1993
Maloney, John, 1978-79
Mann, Ernie, 1947
Manning, Nathan, 2020-21
Martinez, Erik, 2015-18
Martorella, Nathan, 2020-21
Mascarin, Ed, 1958
Mason, Ryan, 2013-16
Masters, Dave, 1985
Mathews, Al, 1951-53
Mathews, Bill, 1966
Mathews, Mike, 1985, 87-89
Matthews, Darrel, 2010-12
Mattox, Frank, 1981-84
Matulovich, Joey, 2016-18
Maurino, Ed, 1973-74

HISTORY: ALL-TIME LETTERMEN

Mauterer, Vaughn, 2020-21
Mayer, Ed, 1951-52
Mayo, Todd, 1986-89
McAlone, Tom, 1967-69
McCaffrey, Bryan, 1995
McCarn, Jerry, 1963-64
McClain, Cliff, 1946-48
McClain, Greg, 1982-84
McClellin, Brian, 2021
McCormick, Cody, 1993-95
McFerrin, Chuck, 1962
McGarrey, Tom, 1959-60
McGonigal, Kerry, 1996
McIlwain, Brandon, 2019-20
McInerny, Dan, 1978-80
McIntire, Ralph, 1948
McNinch, Syl, 1950-51
Medrano, Nick, 2000-03
Meisner, Roy, 1971-72
Melton, Bob, 1947
Melvin, Bob, 1980
Mergenthaler, Andy, 1983
Merlo, Frank, 1954
Messersmith, Andy, 1965-66
Meyer, Rob, 1998-01
Milano, Bob, 1960-61
Milano, Ed, 1951
Miller, Kevin, 2008-11
Miller, Mike, 1995-96
Millinich, Bob, 1959-61
Miloslavich, David, 1977
Mindell, Al, 1962-63
Miskinnis, Joe, 1959
Mitchell Jr., Jeffrey, 2016-18
Mitchell, John, 1953-54
Mitchell, Les, 1954-55
Monachino, Jim, 1950
Monroe, Bill, 1953
Monroe, Don, 1949-51
Monsour, Collin, 2013
Montalbo, Brian, 2001-03
Montgomery, Jerry, 1959-60
Moore, Doak, 1971-72
Moore, Mike, 1983
Morehouse, Scott, 1987-88, 91
Moresco, Don, 1969-71
Morris, Vince, 1977-78
Morrow, Brandon, 2006
Mortola, Rich, 1964
Morton, Craig, 1963-64
Muhlethaler, Mike, 1988-90
Munoz, Cass, 1951-53
Munster, Brett, 2004, 06-07
Murphy, Scott, 1968
Murray, Tony, 1968-70
Muse-Fisher, Chris, 2012, 2015
Myers, Dave, 1962-64

- N -

Nady, Xavier, 1998-00
Nelson, Justin, 2002-04
Nelson, Dylan, 2013-15
Nelson, Ken, 1970-72
Nesbitt, Rob, 2006
Neumann, Connor, 2015-18
Neumann, Reid, 1989-92
Newell, Roger, 1971
Newman, Gale, 1966-67
Newton, Glenn, 1980
Nicholson, David, 2002-04
Nickle, Doug, 1995-97
Nielsen, Garret, 2019, 2021
Nielson, Pete, 1971
Nisihita, Bill, 1951
Noakes, Mike, 1959-61
Nunez, Nick, 2007
Nusser, Don, 1954-55
Nye, Rich, 1964-66

- O -

Oakley, Bill, 1960-62
O'Brien, Tim, 1993-94
O'Dell, Bob, 1947-49
Ogans, Keshawn, 2020-21
Oh, Danny, 2009-12
O'Hara, Pat, 1995
Olson, Carson, 2018-21
Ohland, Steve, 1970-71
Oliver, Brian, 1996-98
Ortner, Paul, 1956
Oswalt, Connor, 2019, 2021
Oxsen, Hal, 1949

- P -

Padgett, Mike, 2003-04
Palfalvi, Mark, 1992-93
Palma, Tom, 1956-58
Palmer, Lyle, 1946-48
Panagotacos, Gus, 1998
Papike, Rich, 1967-68
Parker, Roy, 1950
Parks, Ted, 1966
Pasqualotto, Paulshawn, 2021
Pastor, Dave, 1984-86
Patino, Zayne, 2017-18
Patterson, Len, 1976-77
Paul, Chris, 2012-15
Payne, Matt, 2002
Pearce, Drew, 1993-94
Pearson, Devin, 2013-16
Peedama, George, 1950-51
Penix, Troy, 1990-92
Peretti, Jim, 1974-75
Pestano, Jason, 1993-94
Pestorich, Mike, 1975
Peters, Sean, 2013-16
Petke, Jonathan, 1993-96
Petke, Sam, 1999-00
Petrini, Chris, 2006, 08-10
Piona, Bill, 1974-76
Piper, Paul, 1956-58
Pistoresi, Stephen, 2008
Pitau, Vernon, 1952
Plumley, Charlie, 1986
Pollock, Ed, 1955
Pollock, Tom, 1952-54
Porter, Kyle, 2011, 14
Poovey, Butch, 1974-75
Prater, Glenn, 1980-81
Price, Bryan, 1981-84
Proctor, Nick, 2019-21
Puccinelli, Bob, 1957-59
Pumar, Gil, 1970-71

- Q -

Quiroga, Jaime, 1995-96
Quontamatteo, Tom, 1964

- R -

Rael, Tito, 1975-76
Ramos, John, 1947
Raymond, Roy, 1956
Read, Blake, 2001, 04
Reagan, Garry, 1969-70
Rebelo, John, 1961-62
Rebuschatis, Bob, 1966, 68-69
Reiches, Brad, 1982-83
Renda, Tony, 2010-12
Reuvekamp, Mike, 2013-14
Reyes, Ripken, 2016-18
Reyes, Rogelio, 2017-19
Reynolds, Al, 1956-57
Rianda, Jason, 1995-96
Richardson, Joe, 1958
Riddell, Cary, 1974-75
Roberts, Aaron, 2020-21
Roberts, Bruce, 1967
Robertson, Ryan, 1998
Robinson, Earl, 1956-57
Roden, Stan, 1962
Rodriguez, Devon, 2010-11, 13-14
Rohde, Raymond, 1960
Rollin, Alex, 2007-08
Rolling, Joshua, 2021
Ronk, Jeff, 1980-81
Rosen, Leonard, 1953
Rosenthal, Sam, 1947
Ross, Tyson, 2006-08
Ruff, Matt, 2015-18
Russell, Rennie, 1959

- S -

Sabouri, Arman, 2017-19
Sagisi, Nelson, 1975-76
Sakamoto, Haruo, 1967
Sakamoto, Ross, 1984-85, 87
Salazar, Daniel, 1961
Sampson, Mark, 1985-86
Sanclemente, Ed, 1947-48
Sanchez, Kyle, 2017
Sandler, Ryan, 2013
Sark, David, 1998-00
Sarver, Charley, 1949
Satin, Josh, 2005-08
Sauer, Hank, 1973-74
Saunders, Chris, 1990
Scarpelli, Kevin, 1960-61
Schabarum, Pete, 1950
Schafer, James, 1954
Schick, Alex, 2015-16
Schiedermayer, Steve, 1973-75
Schmidt, Jim, 1996-97
Schmidt, John, 1977
Schock, Will, 1983-85, 87
Schofield, Bill, 1969-70
Scott, Brian, 1988-89
Scott, Logan, 2011-13
Scott, Mitchell, 2019-21
Selvitella, Jim, 1977-80
Selma, Quentin 2018-21
Semien, Marcus, 2010-11
Serena, Joe, 1973-74
Settle, Ted, 1958-60
Sharp, Preston, 1997, 99
Shaw, John, 1964-65
Shinen, Bill, 1968-69
Shirley, Jon, 1997-00
Shone, Rocky, 1970-71
Shortridge, Aaron, 2016-18
Silverman, Bob, 1976-78
Silverstein, Jerry, 1948-50
Simpson, Bernie, 1956-58
Siomkin, Keaton, 2013-16
Skipworth, Jake, 2020-21
Slack, Bill, 1954
Smith, Blake, 2007-09
Smith, Brad, 2000-01, 03
Smith, Frank, 1966-68
Smith, Greg, 1976
Smith, Hance, 2019-21
Smith, Steve, 1964, 66
Souto, Dom, 2019-21
Spears, Ricky, 1993-95
Speck, Mickey, 1984-85
Spraker, Kyle, 2005
Sproul, Andrew, 1998-01
Stafford, Dave, 1988, 90
Stagnaro, Andy, 1950-51
Stang, Gene, 1956
Stark, Derek, 1987-89
Stark, Justin, 1992-94
Steele, Brad, 1997-00
Sterling, George, 1957-58
Sternberg, Steve, 1964
Stevens, Roger, 1966
Stewart, John, 1956
Stigge, Terry, 1977-78
Stokols, Eli, 2001
Stone, Rob, 1992, 94-95
Stoutenborough, Sam, 2019-21
Stowell, Doug, 1955
Sullivan, John, 1963
Sullivan, Leo, 1950
Sullivan, Sean, 2019-21

HISTORY: ALL-TIME LETTERMEN

Sumner, Ryland, 1996-97
Swanson, Matt, 2004-05
Swick, Aaron, 2005
Swift, Austen, 2017

- T -

Talbot, Jordan, 2014-16
Talbott, Travis, 2003-05
Tanaka, Dwight, 2009, 11
Tarpley, Andy, 1992-94
Tarpley, Tim, 1964-65
Tate, Gene, 1971-72
Tate, Harry, 1970
Taylor, Mike, 1965
Tellis, Greg, 1969-70
Tenerowicz, Robbie, 2014-16
Tess, Nick, 2008
Texdahl, Dave, 1968-69
Theofanopolous, Michael, 2012
Thomas, Brett, 2008
Thomas, Don, 1972-73
Thomas, John, 1974-75
Thompson, Charles, 1957-58
Thorne, Hugh, 1977
Thys, Greg, 1977-79
Tishenkel, Trevor, 2021
Toboni, Paul, 2012
Todoroff, Joe, 2003
Tonis, Mike, 1998-00
Toomey, Matt, 1991-94
Tonneson, Dylan, 2008-09
Toro, Brandon, 1993
Trafton, Alex, 2005-06
Trainor, Mike, 1985
Tronstein, Don, 1953-55
Truax, Dan, 1985-86
Trump, Dan, 1988, 90-92
Tulk, Bobby, 1972-74

- V -

Van Coops, Tony, 1975-76
Van Houten, Pete, 1955
Van Winden, Mike, 2005-07
Varrelmann, Darrel, 1981-82
Vaughn, Andrew, 2017-19
Vice, Darryl, 1987-89
Villers, Ian, 2019-21
Vitatoe, Jerry, 1970-71
Vorhis, Jim, 1995-98

- W -

Waddell, Tyler, 2008
Walker, Don, 1953-55
Walker, Tyler, 1996-97
Walters, Anthony, 2017
Walton, Ron, 1976-77
Wark, Jacob, 2013
Warrecker, Willy, 1988-89
Warzecka, Greg, 1972-73
Watts, Buddy, 1984-85
Wayne, Ron, 1970
Weeks, Doug, 1952, 55
Weems, Roger, 1990
Weiner, David, 2000, 02, 04
Weise, Dave, 1964
Weiss, Doug, 1955-57
Weiss, Jeff, 1983-86
Weldon, Mike, 1955-56
Wendell, Robert, 1961
Wertenberger, Ryan, 2013
Westmoreland, Claude, 1973
Wezniak, Sam, 2018-20
White, Carson, 2001-02
White, John, 1952
White, Josh, 2020-21
White, Mike, 1958-60
Wickersham, Mike, 1964-66
Wiedeman, Ken, 1968-69
Wierzbowski, Joe, 1965
Wilcox, Don, 1968-70
Williams, Jason, 1999-00
Williams, Joe, 1976-77
Willis, Travis, 1987-89
Wilson, Murray, 1975-76
Wirth, Bill, 1954
Wolford, Daniel, 2008-10
Wolger, Jack, 2017, 2019-21
Wolger, Mike, 1994-95
Wood, Eli, 2020
Wood, Kelly, 1979-80
Woodall, Brent, 1992-93
Wortham, Andy, 1983-86
Wyman, Spencer, 2001

- Y -

Yamor, George, 1947-48
Yengoyan, David, 1997
Young, Charlie, 1979

-Z-

Zahn, Mike, 1981-84
Zalasky, Pat, 1990
Zobac, Steven, 2020-21
Zuber, Jon, 1989-92
Zunino, Gary, 1979
Zunino, Greg, 1978-81

RECORDS: TEAM RECORDS

SEASONS

Winning Seasons 93
Losing Seasons 33
.500 Seasons 5
Most Consecutive Winning Seasons 18 (1945-1962)
Most Consecutive Losing Seasons 5 (1996-2000)

WINS

Entire Season 44 (1980; 44-23-1)
Regular Season Only 42 (1985; 42-22)
Conference Only 18 (2x; 1995, 2015)
Postseason ..... 8 (1980; postseason record: 8-3; reached CWS)

LOSSES + TIES

Most Losses 43 (1990; 18-43)
Most Ties 2 (2x; 1916, 2008)

LONGEST GAMES

Innings Played ..... 18 (at Stanford, 5/25/12; Cal 5, Stanford 4)

BATTING - SEASON

Batting Average ..... .321 (1991)
At Bats 2,355 (1980)
Runs Scored 520 (1991)
Hits 732 (1991)
RBI 460 (1991)
Doubles 141 (1984)
Triples 39 (1957)
Home Runs 86 (1999)
Total Bases 1,148 (1991)
Stolen Bases 204 (1984)
Strikeouts 434 (1998)
Bases On Balls 384 (1984)
Hit By Pitches 85 (2003)
Sacrifice Bunts 65 (2x; 2012, 2014)
Sacrifice Flies 35 (1986)

BATTING - GAME

Runs ..... 29 (at Arizona State, 4/26/86)
Combined Runs (Both Teams) ..... 42 (Santa Clara 30, Cal 12, 4/28/56)
RBI ..... 26 (at Arizona State, 4/26/86)
Doubles ..... 8 (San Francisco State, 1951)
Triples ..... 4 (San Francisco State, 1965)
Home Runs ..... 8 (at Arizona State, 4/26/86)
Home Runs In One Inning ..... 4 (at Santa Clara, 2/2/00)
Total Bases ..... 64 (at Arizona State, 4/26/86)
Stolen Bases ..... 14 (UC Davis, 4/8/86)
Bases On Balls ..... 19 (San Francisco, 4/18/77)

PITCHING - SEASON

Wins 44 (1980)
Losses 43 (1990)
Saves 19 (1987)
Shutouts 12 (1966)
Strikeouts 475 (2011)
Bases On Balls 378 (1985)
Lowest ERA 1.83 (1966)

PITCHING - GAME

Runs Allowed ..... 30 (Santa Clara, 4/28/56)

FIELDING - SEASON

Total Chances 2,827 (1980)
Putouts 1,839 (1980)
Assists 867 (1985)
Errors 158 (1983)
Double Plays 89 (1980)
Highest Fielding Percentage ..... .975 (1947)

CAL'S 1980 BASEBALL TEAM WON A PROGRAM RECORD 44 GAMES / COURTESY: CAL ATHLETICS

RECORDS: INDIVIDUAL RECORDS

BATTING - CAREER

Games Played ..... 244, Lance Blankenship (1983-86)
Batting Average ..... .381, Mike Epstein (1963-64)
At Bats ..... 903, Lance Blankenship (1983-86)
Runs ..... 230, Lance Blankenship (1983-86)
Hits ..... 291, Jon Zuber (1989-92)
RBI ..... 191, Xavier Nady (1998-00)
Game-Winning RBI ..... 18, Lance Blankenship (1983-86)
Doubles ..... 65, Chadd Krist (2009-12)
Triples ..... 15, Matt Luke (1990-92)
Home Runs ..... 57, Xavier Nady (1998-00)
Stolen Bases ..... 187, Lance Blankenship (1983-86)
Strikeouts ..... 186, Clint Hoover (1998-01)
Bases On Balls ..... 180, Lance Blankenship (1983-86)
Total Bases ..... 479, Xavier Nady (1998-00)
Slugging Percentage ..... .729, Xavier Nady (1998-00)

BATTING - SEASON

Games Played ..... 68, Rod Booker (1980)
At Bats ..... 274, Dan Cholowsky (1991)
Batting Average (100 AB min.) ..... .432, Mike Wolger (1995)
Runs ..... 71, Chris Clapinski (1991)
Hits ..... 105, Matt Luke (1991)
RBI ..... 79, Troy Penix (1992)
Game-Winning RBI ..... 12, Rich Aldrete (1987)
Doubles ..... 28, Xavier Nady (1998)
Triples ..... 8, Gary Hernandez (1971)
Home Runs ..... 23 (2x), Xavier Nady (1999) & Andrew Vaughn (2018)
Strikeouts ..... 75, Jonah Davis (2018)
Walks ..... 60, Andrew Vaughn (2019)
Stolen Bases ..... 58, Rich Harger (1985)
Total Bases ..... 173, Xavier Nady (1998 & 1999)
Slugging Percentage (100 AB min.) ..... .819 (2018)

BATTING - GAME

At Bats ..... 9, Brad Brian (UCLA, 4/6/74)
Runs ..... 6 (2x), Lance Blankenship (at ASU, 4/26/86)
Kevin Maas (at ASU, 4/26/86)
Hits ..... 6 (4x), Cliff McClain (Saint Mary's, 1948)
Mike Hodgins (UCLA, 4/6/74)
Frank Mattos (USC, 3/13/82)
Lance Blankenship (at Arizona State, 4/26/86)
RBI ..... 8 (4x), Dan McInerny (Saint Mary's, 3/13/79)
Brian Horwitz (Texas-Pan American (2/14/03)
Brett Jackson (Sacramento State, 5/12/09)
Brian Celsi (Chicago State, 3/6/15)
Doubles ..... 4, Mike Tonis (at Oregon State, 4/18/99)
Triples ..... 2 (12x), last; Devin Pearson (at Washington State, 5/29/16)
Home Runs ..... 3 (3x), Kevin Maas (at Arizona State, 4/26/86)
Matt Luke (George Mason, 5/23/92)
Jon Zuber (George Mason, 5/23/92)
Grand Slams ..... 2, Dan McInerny (Saint Mary's, 3/13/79)
Stolen Bases ..... 5 (5x), Bob Puccinelli (Santa Clara, 4/28/56)
Brian Guinn (BYU, 3/25/83)
Rich Harger (at Santa Clara, 2/20/84)
Rich Harger (at Saint Mary's, 2/9/85)
Ivan Lewis (Arizona State, 3/12/95)
Strikeouts ..... 4, last; Max Flower (Long Beach State, 2/14/20)
Bases On Balls ..... 5 (2x), Tom Colburn (UCLA, 4/24/77)
Andrew Vaughn (at Washington, 5/23/19)
Total Bases ..... 15, Lance Blankenship (at Arizona State, 4/26/86)

PITCHING - CAREER

Games Pitched ..... 116, Jon Cuccias (1997-00)
Wins ..... 31, Doug Weiss (1955-57)
Saves ..... 21, Mitch Hawley (1978-81)
Innings Pitched ..... 374.2, Bryan Price (1981-84)
Strikeouts ..... 284, Trevor Hutchinson (1999-02)
ERA ..... 1.51, Bill Frost (1965-66)

PITCHING - SEASON

Games Pitched ..... 41, Alex Franklin (1994)
Complete Games ..... 12 (2x), Doug Weiss (1957) & Ted Settle (1960)
Shutouts ..... 5 (2x), Erik Johnson (2011) & Kevin Miller (2011)
Wins ..... 14, Doug Weiss (1957)
Saves ..... 10 (2x), Jesse Ingram (2004) & Trevor Hildenberger (2014)
Batters Faced ..... 506, Doug Weiss (1957)
Innings Pitched ..... 149.0, Doug Weiss (1957)
Strikeouts ..... 169, Bill Frost (1966)
ERA ..... 0.46, Bob Bandettini (1958)

PITCHING - GAME

Strikeouts ..... 19, Larry Colton (at UC Santa Barbara, 4/10/63)

PITCHING - NO-HITTERS

3/14/1908	Robert Jordan	W, 9-1 vs. Loyola Marymount
4/14/1917	Hal Dimock	W, 4-0 vs. Stanford
3/10/1965	Andy Messersmith, Bill Frost	W, 8-0 vs. UC Davis
3/15/1966	Bill Frost	W, 3-0 vs. Pacific
2/11/1978	Brian Duffy, Steve Kaia	W, 12-0 vs. Hayward State

FIELDING - CAREER

Putouts ..... 1,299, Jon Zuber (1989-92)
Assists ..... 617, Jeff Dragicevich (2001-04)
Errors ..... 78, Brian Guinn (1980-83)

FIELDING - SEASON

Putouts ..... 582, Jim Eppard (1982)
Assists ..... 267, Rod Booker (1980)
Errors ..... 34, Jeff Kent (1987)

FIELDING - GAME

Putouts ..... 20 (2x), Bob Rebuschatis (San Francisco, 1968)
Kevin Maas (at Sacramento State, 4/2/86)
Assists ..... 13, Dennis Dalton (Fresno State, 2/24/68)
Errors ..... 4 (2x), Gene Ransom (San Francisco, 4/14/76)
Brian Guinn (at Arizona, 4/30/82)

RECORDS: CAREER LEADERS

BATTING

GAMES PLAYED

1.	Lance Blankenship, 1983-86	244
2.	Mike Zahn, 1981-84	233
3.	Tom Colbum, 1977-80	229
T4.	Todd Mayo, 1986-89	221
T4.	Jonathan Petke, 1992-96	221
6.	Jeff Dragicevich, 2001-04	220
7.	Reid Neumann, 1989-92	219
8.	Josh Satin, 2004-08	214
9.	Jon Zuber, 1989-92	213
10.	Greg Zunino, 1978-81	209

AT BATS

1.	Lance Blankenship, 1983-86	903
2.	Mike Zahn, 1981-84	853
3.	Todd Mayo, 1986-89	849
4.	Jon Zuber, 1989-92	800
5.	Josh Satin, 2004-08	789
6.	Brian Horwitz, 2001-04	782
7.	Jonathan Petke, 1992-96	774
8.	Devon Rodriguez, 2010-14	758
9.	Clint Hoover, 1998-01	755
10.	Allen Craig, 2003-06	751

RUNS

1.	Lance Blankenship, 1983-86	230
2.	Todd Mayo, 1986-89	204
3.	Jon Zuber, 1989-92	187
4.	Xavier Nady, 1998-00	174
5.	Chris Clapinski, 1990-92	170
6.	Dan Cholowsky, 1989-91	155
T7.	Reid Neumann, 1989-92	153
T7.	Jonathan Petke, 1992-96	153
9.	Greg Zunino, 1978-81	151
10.	Darryl Vice, 1986-89	150

BATTING AVERAGE (MIN. 200 AB)

1.	Mike Epstein, 1963-64	.381
2.	Cliff McClain, 1943, 47-48	.379
3.	Jeff Ronk, 1980-81	.377
4.	Andrew Vaughn, 2017-19	.374
T5.	Xavier Nady, 1998-00	.370
T5.	David Cooper, 2007-08	.370
7.	Matt Luke, 1990-92	.365
T8.	Tom Keough, 1951-53	.364
T8.	Jon Zuber, 1989-92	.364
9.	Kevin Scarpelli, 1960-61	.361
T10.	Steve Derian, 1973-74	.358
T10.	Brian Oliver, 1996-98	.358

HITS

1.	Jon Zuber, 1989-92	291
2.	Todd Mayo, 1986-89	286
3.	Mike Zahn, 1981-84	279
4.	Lance Blankenship, 1983-86	278
5.	Josh Satin, 2004-08	246
6.	Tony Renda, 2010-12	244
7.	Xavier Nady, 1998-00	243
8.	Jonathan Petke, 1992-96	241
T9.	Andrew Vaughn, 2017-19	236
T9.	Brian Horwitz, 2001-04	236

RBI

1.	Xavier Nady, 1998-00	191
2.	Lance Blankenship, 1983-86	189
3.	Troy Penix, 1990-92	179
4.	Andrew Vaughn, 2017-19	163
5.	Clint Hoover, 1998-01	157
6.	Mike Harrison, 1989-91	156
7.	Josh Satin, 2004-08	153
8.	Jon Zuber, 1989-92	148
9.	Greg Zunino, 1978-81	141
10.	Mike Tonis, 1998-00	140

GAME-WINNING RBI

1.	Lance Blankenship, 1983-86	18
2.	Jeff Weiss, 1983-86	15
3.	Rich Aldrete, 1984-87	14
T4.	Greg Zunino, 1978-81	13
T4.	Mike Zahn, 1981-84	13
T6.	Tom Colburn, 1977-80	12
T6.	Bruce Johnson, 1979-82	12
T6.	Dave Hengel, 1981-83	12
T9.	Kelly Wood, 1979-80	11
T9.	Jerry Goff, 1984-86	11

NOTE: Game-Winning RBI is no longer kept as an official NCAA statistic since 1978.

DOUBLES

1.	Chadd Krist, 2009-12	65
2.	Jon Zuber, 1989-92	61
3.	Mike Zahn, 1981-84	55
4.	Xavier Nady, 1998-00	53
T5.	Lance Blankenship, 1983-86	51
T5.	Tony Renda, 2010-12	51
7.	Greg Zunino, 1978-81	50
8.	Reid Neumann, 1989-92	49
9.	Allen Craig, 2003-06	48
10.	Chris Clapinski, 1990-92	46

TRIPLES

1.	Matt Luke, 1990-92	15
2.	Gary Hernandez, 1971-72	14
T3.	Todd Mayo, 1986-89	12
T3.	Aaron Knapp, 2014-16	12
T5.	Warren Lavorel, 1955-57	11
T5.	Brett Jackson, 2007-09	11
T7.	Roger Gregg, 1957-59	10
T7.	Dennis Barfield, 1975-76, 78	10
T7.	Lance Blankenship, 1983-86	10
T7.	Dan Cholowsky, 1989-91	10

HOME RUNS

1.	Xavier Nady, 1998-00	57
T2.	Andrew Vaughn, 2017-19	50
T2.	Troy Penix, 1990-92	50
T4.	Mike Harrison, 1989-91	40
T4.	Mike Tonis, 1998-00	40
6.	Clint Hoover, 1998-01	39
7.	Lance Blankenship, 1983-86	32
8.	David Cooper, 2007-08	31
9.	Conor Jackson, 2001-03	30
T10.	Jerry Goff, 1984-86	29
T10.	Josh Satin, 2004-08	29

TOTAL BASES

1.	Xavier Nady, 1998-00	479
2.	Lance Blankenship, 1983-86	445
3.	Troy Penix, 1990-92	424
4.	Jon Zuber, 1989-92	422
5.	Andrew Vaughn, 2017-19	410
6.	Josh Satin, 2004-08	381
7.	Mike Zahn, 1981-84	370
8.	Clint Hoover, 1998-01	368
T9.	Mike Harrison, 1989-91	367
T9.	Mike Tonis, 1998-2000	367

SLUGGING PERCENTAGE

1.	Xavier Nady, 1998-00	.729
2.	Andrew Vaughn, 2017-19	.688
3.	David Cooper, 2007-08	.656
4.	Kevin Maas, 1984-86	.636
5.	Troy Penix, 1990-92	.614
6.	Mike Tonis, 1998-00	.611
7.	Mike Epstein, 1963-64	.592
8.	Conor Jackson, 2001-03	.573
9.	Mike Harrison, 1989-91	.565
10.	Brennan Boesch, 2004-06	.560

STOLEN BASES

1.	Lance Blankenship, 1983-86	187
2.	Rich Harger, 1983-86	144
3.	Ivan Lewis, 1994-97	115
4.	Todd Mayo, 1986-89	100
5.	Frank Mattox, 1981-84	98
6.	Darryl Vice, 1986-89	89
7.	Mike Zahn, 1981-84	88
8.	Dan Cey, 1994-96	76
T9.	Don Driscoll, 1978-80	62
T9.	Eddie Comeaux, 1992-94	62

STRIKEOUTS

1.	Clint Hoover, 1998-01	186
2.	Troy Penix, 1990-92	180
3.	Blake Smith, 2007-09	162
4.	Mike Harrison, 1989-91	159
5.	Jeff Dragicevich, 2001-04	158
6.	Jerry Goff, 1984-86	146
7.	Lance Blankenship, 1983-86	145
T8.	Justin Nelson, 2002-04	136

RECORDS: CAREER LEADERS

T8.	Josh Satin, 2004-08	136
10.	Mike Tonis, 1998-00	133

WALKS

1.	Lance Blankenship, 1983-86	180
2.	Tom Colburn, 1977-80	164
3.	Todd Mayo, 1986-89	150
4.	Jon Zuber, 1989-92	137
5.	Chris Clapinski, 1990-92	133
6.	Rich Harger, 1983-86	129
7.	Reid Neumann, 1989-92	126
8.	Andrew Vaughn, 2017-19	123
T9.	Mike Zahn, 1981-84	119
T9.	Josh Satin, 2004-08	119

PITCHING

INNINGS PITCHED

1.	Bryan Price, 1981-84	374.2
2.	Trevor Hutchinson, 1999-02	370.2
3.	Doug Weiss, 1955-57	344.2
4.	Justin Jones, 2010-13	343.1
5.	Jon Shirley, 1997-00	328.0
6.	Joe Gaggero, 1952-55	325.0
7.	Ryan Mason, 2013-16	324.0
8.	Keith Evans, 1994-96	321.0
9.	Brian Duffy, 1977-80	311.0
10.	Travis Willis, 1987-89	310.0

GAMES PITCHED

1.	Jon Cuccias, 1997-00	116
2.	Alex Franklin, 1993-95	109
3.	Matt Toomey, 1991-94	104
4.	Mitch Hawley, 1978-81	101
5.	Chad Konishi, 1990-93	100
6.	Matt Brown, 2001-04	94
7.	Andy Wortham, 1983-86	89
T8.	Matt Gorgen, 2006-08	88
T8.	Erik Martinez, 2015-18	88
10.	Jesse Ingram, 2002-04	85

WINS

1.	Doug Weiss, 1955-57	31
T2.	Mike Koll, 1939-41	26
T2.	Ryan Mason, 2013-16	26
4.	Bryan Price, 1981-84	25
T5.	Travis Willis, 1987-89	24
T5.	Justin Jones, 2010-13	24
7.	David Cash, 1999-01	23
T8.	Joe Gaggero, 1952-55	21
T8.	Ted Settle 1958-60	21
T10.	Virgil Butler, 1946-47	20
T10.	Mitch Hawley, 1978-81	20
T10.	Trevor Hutchinson, 1999-02	20

STRIKEOUTS

1.	Trevor Hutchinson, 1999-02	284
2.	Doug Weiss, 1955-57	275
3.	Tyson Ross, 2006-08	271
4.	Jon Shirley, 1997-00	266
5.	Kevin Miller, 2008-11	237
6.	Bryan Price, 1981-84	235
7.	Justin Jones, 2010-13	233
8.	Erik Johnson, 2009-11	230
9.	Bill Frost, 1955-56	229
10.	Joe Gaggero, 1952-55	221

EARNED RUN AVERAGE (MIN. 100 IP)

1.	Bill Frost, 1965-66	1.51
2.	Mike Baldwin, 1969	1.90
3.	Andy Messersmith, 1965-66	2.00
4.	John Rebelo, 1961-62	2.06
5.	Rich Nye, 1964-66	2.08
6.	Bill Oakley, 1960-62	2.09
7.	Bill Harrison, 1963-64	2.29
8.	Tom McAlone, 1967-69	2.39
9.	Ray Evans, 1963-65	2.41
10.	Mike Jauregui, 1961-63	2.42

SAVES

1.	Mitch Hawley, 1978-81	21
2.	Matt Gorgen, 2006-08	20
3.	Jesse Ingram, 2002-04	19
4.	Bobby Kahlon, 1993-94	18
T5.	Matt Brown, 2001-04	16
T5.	Tanner Dodson, 2016-18	16
T7.	Drew Fischer, 1994-97	15
T7.	Erik Martinez, 2015-18	15
9.	Joe Buckley, 1986-89	14
10.	Jon Zuber, 1989-92	13

TYSON ROSS RANKS THIRD AMONG CAL'S ALL-TIME STRIKEOUT LEADERS / COURTESY: CAL ATHLETICS

RECORDS: SINGLE-SEASON BESTS

BATTING

GAMES PLAYED

1.	Rod Booker, 1980	68
T2.	Greg Zunino, 1980	67
T2.	Lance Blankenship, 1984	67
T2.	Mike Zahn, 1984	67
T5.	Lyle Brackenridge, 1980	66
T5.	Dan McInerney, 1980	66
T5.	Frank Mattox, 1984	66
T5.	Lance Blankenship, 1985	66
T9.	Rich Harger, 1985	64
T9.	Mickey Speck, 1985	64
T9.	Darren Lewis, 1988	64
T9.	Todd Mayo, 1988	64
T9.	Dan Cholowsky, 1991	64

AT BATS

1.	Dan Cholowsky, 1991	274
2.	Darryl Vice, 1988	270
3.	Frank Mattox, 1984	269
4.	Matt Luke, 1991	267
T5.	Mike Zahn, 1984	265
T5.	Tony Renda, 2011	265
7.	Lyle Brackenridge, 1980	261
T8.	Rod Booker, 1980	257
T8.	Jim Eppard, 1981	257
T8.	Matt Luke, 1992	257

RUNS

1.	Chris Clapinski, 1991	71
2.	Dan Cholowsky, 1991	68
T3.	Lance Blankenship, 1984	66
T3.	Rich Harger, 1985	66
T3.	Lance Blankenship, 1986	66
T3.	Todd Mayo, 1987	66
7.	Xavier Nady, 1998	65
8.	Chris Clapinski, 1992	62
9.	Jon Zuber, 1992	61
T10.	Lyle Brackenridge, 1980	60
T10.	Lance Blankenship, 1985	60

BATTING AVERAGE

1.	Mike Wolger, 1995	.432
2.	Xavier Nady, 1998	.404
3.	Andrew Vaughn, 2018	.402
4.	Tom Keough, 1952	.400
5.	Jim Corcoran, 1970	.399
6.	Kevin Scarpelli, 1961	.397
7.	Tom Keough, 1953	.396
8.	Matt Luke, 1991	.393
9.	Jeff Ronk, 1981	.389
10.	Conor Jackson, 2003	.388

HITS

1.	Matt Luke, 1991	105
2.	Jim Eppard, 1981	97
3.	Jeff Ronk, 1981	95
4.	Matt Luke, 1992	94
5.	Dan Cholowsky, 1991	93
6.	Frank Mattox, 1984	92
7.	Jon Zuber, 1991	91
8.	Xavier Nady, 1998	90
T9.	Mike Zahn, 1984	89
T9.	Troy Penix, 1992	89

RUNS BATTED IN

1.	Troy Penix, 1992	79
T2.	Lance Blankenship, 1985	70
T2.	Xavier Nady, 1998	70
4.	Mark Canha, 2010	69
5.	Kevin Maas, 1986	66
6.	Troy Penix, 1991	65
T7.	Mike Harrison, 1990	63
T7.	Andrew Vaughn, 2018	63
8.	Xavier Nady, 1999	62
9.	Conor Jackson, 2002	61
T10.	Jim Eppard, 1981	60
T10.	Mike Tonis, 1999	60

GAME-WINNING RBI

1.	Rich Aldrete, 1987	12
T2.	Lance Blankenship, 1985	9
T2.	John Kuehl, 1988	9
T4.	Jeff Weiss, 1985	8
T4.	Kelly Wood, 1980	8
6.	Dave Hengel, 1982	7
T7.	Bruce Johnson, 1981	6
T7.	Kevin Maas, 1986	6
9.	11 players tied	5

NOTE: Game-Winning RBI is no longer kept as an official NCAA statistic since 1978.

DOUBLES

1.	Xavier Nady, 1998	28
2.	Chadd Krist, 2011	27
3.	Jeff Kent, 1987	25
T4.	Jon Zuber, 1990	21
T4.	Brennan Boesch, 2005	21
T4,	Tony Renda, 2010	21
T7.	Mike Zahn, 1984	20
T7.	Reid Neumann, 1991	20
T7.	Jon Zuber, 1991	20
T7.	Mike Tonis, 2000	20

TRIPLES

1.	Gary Hernandez, 1971	8
T2.	Kevin Scarpelli, 1961	7
T2.	Dan Cholowsky, 1990	7
T2.	Matt Luke, 1992	7
T2.	Aaron Knapp, 2016	7
T6.	Warren Lavorel, 1957	6
T6.	Bob Puccinelli, 1957	6
T6.	Doug Weiss, 1957	6
T6.	Gary Hernandez, 1972	6
T6.	Kevin Brown, 1989	6
T6.	Matt Luke, 1991	6
T6.	Brett Jackson, 2009	6



XAVIER NADY IS CAL'S SINGLE-SEASON LEADER IN THREE CATEGORIES / COURTESY: CAL ATHLETICS

RECORDS: SINGLE-SEASON BESTS

HOME RUNS

T1.	Xavier Nady, 1999	23
T1.	Andrew Vaughn, 2018	23
3.	Troy Penix, 1992	22
4.	Mike Harrison, 1990	21
T5.	Xavier Nady, 2000	19
T5.	David Cooper, 2008	19
T7.	Jerry Goff, 1986	18
T7.	Kevin Maas, 1986	18
T7.	Dan Cholowsky, 1991	18
T7.	Josh Satin, 2008	18

TOTAL BASES

T1.	Xavier Nady, 1998	173
T1.	Xavier Nady, 1999	173
3.	Troy Penix, 1992	168
4.	Dan Cholowsky, 1991	165
5.	Andrew Vaughn, 2018	163
6.	Matt Luke, 1992	157
7.	Mike Harrison, 1990	154
8.	Conor Jackson, 2002	152
9.	Mike Tonis, 1999	151
10.	David Cooper, 2008	150

SLUGGING PERCENTAGE

1.	Andrew Vaughn, 2018	.819
2.	Xavier Nady, 1998	.776
3.	Xavier Nady, 1999	.762
4.	Josh Satin, 2008	.723
5.	Mike Tonis, 1999	.716
6.	Kevin Maas, 1986	.712
7.	Andrew Vaughn, 2019	.704
8.	Conor Jackson, 2002	.691
9.	Jerry Goff, 1986	.686
10.	David Cooper, 2008	.682

STOLEN BASES

1.	Rich Harger, 1985	58
2.	Lance Blankenship, 1984	55
3.	Rich Harger, 1984	49
4.	Lance Blankenship, 1985	47
5.	Lance Blankenship, 1986	46
T6.	Alton Caesar, 1976	44
T6.	Ivan Lewis, 1996	44
8.	Ivan Lewis, 1995	43
9.	Mike Baer, 1986	40
10.	Lance Blankenship, 1983	39

STRIKEOUTS

1.	Jonah Davis, 2018	75
2.	Troy Penix, 1992	66
3.	Troy Penix, 1991	63
4.	Mike Tonis, 1998	62
5.	Brett Jackson, 2009	61
6.	Blake Smith, 2009	59
T7.	Mike Harrison, 1990	57
T7.	Denis Karas, 2017	57
T7.	Max Flower, 2019	57
10.	Mike Harrison, 1991	55

WALKS

1.	Andrew Vaughn, 2019	60
2.	Chris Clapinski, 1992	57
3.	Lance Blankenship, 1985	56
4.	Tom Colburn, 1977	54
5.	Lance Blankenship, 1984	53
T6.	Rich Harger, 1985	51
T6.	Mickey Speck, 1985	51
8.	Todd Mayo, 1987	50
T9.	Jeff Ronk, 1981	49
T9.	Rich Harger, 1984	49
T9.	Conor Jackson, 2003	49

PITCHING

GAMES PITCHED

1.	Alex Franklin, 1994	41
2.	Bobby Kahlon, 1994	40
3.	Alex Franklin, 1995	36
4.	Mitch Hawley, 1981	34
T5.	Jon Cuccias, 1997	33
T5.	Jon Cuccias, 1998	33
7.	Alex Franklin, 1993	32
T8.	Mitch Hawley, 1980	31
T8.	Joe Buckley, 1988	31
T8.	Matt Toomey, 1991	31
T8.	Matt Gorgen, 2007	31

COMPLETE GAMES

T1.	Doug Weiss, 1957	12
T1.	Ted Settle, 1960	12
T3.	Al Mathews, 1953	10
T3.	Rich Nye, 1965	10
5.	Bill Priest, 1938	9
T6.	Gene Stang, 1956	8
T6.	Mike Baldwin, 1969	8
T8.	Joe Gaggero, 1954	7
T8.	Rich Nye, 1965	7
T8.	Tom McAlone, 1969	7
T8.	Ray Del Carlo, 1971	7

WINS

1.	Doug Weiss, 1957	14
T2.	Nino Barnise, 1948	12
T2.	Bill Frost, 1966	12
T2.	Bobby Kahlon, 1993	12
5.	Ted Settle, 1960	11
T6.	Virgil Butler, 1946	10
T6.	Virgil Butler, 1947	10
T6.	Larry Kowalishen, 1976	10
T6.	Fred Corral, 1987	10
T6.	David Cash, 2001	10
T6.	Justin Jones, 2010	10

INNINGS PITCHED

1.	Doug Weiss, 1957	149.0
2.	Ted Settle, 1960	132.2
3.	Bill Frost, 1966	128.1
4.	Glenn Prater, 1980	123.1
5.	Justin Jones, 2011	119.2
T6.	Chuck Hensley, 1980	118.0
T6.	Brad Brown, 1991	118.0
8.	Travis Willis, 1988	117.1
9.	Trevor Hutchinson, 2002	117.0
10.	Tyson Ross, 2007	115.2

STRIKEOUTS

1.	Bill Frost, 1966	169
2.	Tyson Ross, 2007	120
3.	Ted Settle, 1960	114
4.	Mike Baldwin, 1969	112
5.	Doug Weiss, 1957	107
6.	Dave Dowling, 1963	103
T7.	Nino Barnise, 1948	102
T7.	Erik Johnson, 2011	102
9.	Bill Kirkpatrick, 1968	101
10.	Nate Brown, 1993	99

EARNED RUN AVERAGE (MIN. 1 IP PER GAME)

1.	Bob Bandettini, 1958	0.46
2.	Charlie Dexter, 1958	1.01
3.	Bill Frost, 1966	1.12
4.	Dave Draheim, 1958	1.39
5.	Doug Weiss, 1957	1.51
6.	Tom McAlone, 1968	1.52
T7.	Bill Oakley, 1962	1.63
T7.	Andy Messersmith, 1965	1.63
9.	Rich Nye, 1966	1.68
10.	Ray Evans, 1964	1.72

SAVES

1.	Tanner Dodson, 2018	11
T2.	Jesse Ingram, 2004	10
T2.	Trevor Hildenberger, 2014	10
T4.	Bobby Kahlon, 1993	9
T4.	Bobby Kahlon, 1994	9
T4.	Drew Fischer, 1995	9
T4.	Travis Talbott, 2005	9
T4.	Matt Gorgen, 2007	9
T4.	Matt Gorgen, 2008	9
T10.	Mitch Hawley, 1980	8
T10.	Mitch Hawley, 1981	8
T10.	Joe Buckley, 1989	8
T10.	Matt Brown, 2001	8
T10.	Jesse Ingram, 2003	8
T10.	Dylan Nelson, 2015	8
T10.	Erik Martinez, 2016	8

RECORDS: YEARLY BATTING TOTALS (SINCE 1973)

YEAR	AVG.	AB	R	H	2B	3B	HR	RBI	SAC	HP	BB	SO
1973	.253	1788	261	452	68	24	16	225	-	-	178	285
1974	.286	1633	272	467	66	15	26	238	-	-	247	241
1975	.297	1531	261	454	57	11	28	225	-	-	227	228
1976	.264	1418	294	467	83	12	28	252	57	21	290	319
1977	.278	1826	338	508	88	12	22	294	99	18	359	328
1978	.272	2058	338	560	86	21	23	285	49	20	317	300
1979	.296	1937	397	574	97	13	60	363	48	10	285	322
1980	.291	2355	425	685	94	16	35	367	74	22	370	336
1981	.319	2178	424	694	121	17	30	385	65	22	326	261
1982	.285	1957	341	557	86	12	33	313	56	21	332	283
1983	.260	1945	259	505	92	9	24	222	52	18	279	363
1984	.307	2296	479	705	141	22	51	405	55	26	384	308
1985	.295	2280	499	673	115	19	62	436	75	18	378	320
1986	.300	1918	430	576	94	21	67	378	66	21	323	312
1987	.293	2030	409	594	110	16	34	364	66	61	364	293
1988	.299	2236	434	668	119	20	39	380	74	45	311	306
1989	.296	2006	368	593	95	22	37	315	57	45	232	337
1990	.300	2196	406	659	109	18	60	360	55	29	253	392
1991	.321	2282	520	732	140	18	80	460	66	61	297	373
1992	.307	2232	451	686	114	18	70	409	58	41	314	406
1993	.261	1908	298	498	79	23	38	253	51	61	241	376
1994	.274	1980	297	543	84	12	33	268	73	47	237	282
1995	.290	1939	360	563	120	5	35	324	45	41	243	357
1996	.295	1889	347	558	107	8	32	313	72	34	238	316
1997	.279	2006	313	559	87	5	33	273	53	41	213	399
1998	.305	1955	406	596	119	16	73	368	43	48	223	434
1999	.273	1995	392	545	99	6	86	361	58	57	270	426
2000	.286	1896	355	543	86	7	73	322	47	50	242	364
2001	.291	2099	371	611	107	8	51	334	53	49	200	396
2002	.289	1970	305	570	97	10	56	282	47	66	212	336
2003	.289	1914	328	553	121	8	51	306	54	85	218	327
2004	.293	1938	334	567	107	13	56	313	66	56	202	342
2005	.291	1964	319	572	110	7	45	292	92	41	200	352
2006	.260	1794	254	466	82	6	44	235	73	52	164	287
2007	.303	1862	321	564	92	7	39	304	82	38	191	342
2008	.302	1935	371	585	88	13	75	341	69	74	238	399
2009	.298	1865	354	555	116	18	65	317	52	49	196	397
2010	.319	1898	395	605	118	20	45	355	80	46	194	365
2011	.284	2129	333	605	119	15	31	301	79	52	183	356
2012	.293	1877	296	550	104	5	32	268	93	51	165	260
2013	.268	1852	248	496	71	5	30	225	84	57	163	355
2014	.241	1713	207	412	74	7	22	183	75	56	137	290
2015	.274	1943	307	532	84	19	45	278	64	51	174	374
2016	.293	1862	331	545	102	20	47	305	42	60	173	352
2017	.287	1845	275	530	99	9	42	257	45	39	178	382
2018	.287	1880	353	540	86	5	57	318	17	64	233	398
2019	.294	1817	345	534	93	10	81	330	12	31	228	428
2020	.226	535	66	121	15	2	8	62	5	10	6	150

RECORDS: YEARLY PITCHING TOTALS (SINCE 1973)

YEAR	W-L	ERA	GP	CG	SHO	IP	H	R	ER	BB	SO
1973	31-20	3.09	51	16	5	465.2	403	207	160	198	298
1974	28-21	4.17	49	-	3	427.0	428	254	195	275	259
1975	22-24	3.98	47	-	-	398.0	399	247	176	280	235
1976	33-20	2.84	54	12	2	472.2	406	232	149	257	274
1977	29-27	4.47	56	11	4	470.2	518	331	234	234	277
1978	35-27	4.43	63	10	7	532.1	540	330	262	306	285
1979	31-25	5.30	57	6	2	487.2	546	370	287	311	214
1980	44-23	3.13	68	13	5	613.0	620	296	213	236	317
1981	31-31	5.86	63	5	0	545.2	638	440	355	325	319
1982	29-32	5.02	60	8	1	509.0	572	378	284	313	239
1983	23-37	4.10	60	5	1	522.1	559	349	237	260	356
1984	37-30	4.81	68	11	1	589.2	632	406	315	276	321
1985	42-24	4.39	66	14	2	590.2	579	363	288	347	317
1986	32-25	4.93	57	7	0	496.1	542	345	272	262	221
1987	36-25	5.29	61	4	1	542.2	602	394	319	294	344
1988	40-25	4.98	65	9	1	580.1	649	383	321	257	331
1989	35-24	3.70	59	12	2	529.2	523	305	218	224	331
1990	18-43	7.27	61	3	0	538.0	722	525	435	296	291
1991	37-27	6.18	64	10	1	566.1	658	466	389	288	334
1992	35-28	5.53	63	7	2	564.2	672	412	347	280	320
1993	27-30	5.56	57	2	2	500.0	560	383	309	308	404
1994	25-35	5.48	60	0	1	521.0	626	375	317	248	331
1995	32-25	5.03	57	6	1	502.1	553	347	281	201	293
1996	27-29	4.67	56	4	0	489.2	545	343	254	189	270
1997	21-38	6.81	59	1	1	515.2	674	467	390	240	327
1998	22-32	6.31	54	4	1	476.2	572	411	334	232	320
1999	27-31	5.91	58	8	4	510.0	563	404	335	274	407
2000	25-28	5.69	53	1	0	479.2	567	327	303	239	342
2001	34-25	4.29	59	2	1	533.0	573	309	254	204	422
2002	29-27	5.05	56	3	2	511.1	552	336	287	237	361
2003	28-27	5.32	55	0	2	487.2	529	345	288	213	357
2004	25-31	4.72	56	1	2	492.0	555	332	258	235	374
2005	34-23	4.08	57	2	4	505.1	533	270	229	188	372
2006	26-28	3.92	54	3	4	479.1	479	251	209	207	376
2007	29-26	4.48	55	1	5	484.2	524	282	241	193	388
2008	33-21	4.88	56	0	1	498.0	530	329	270	283	435
2009	24-29	5.74	53	2	2	469.0	526	353	299	249	423
2010	29-25	4.91	54	2	7	474.1	549	324	259	195	337
2011	38-23	2.88	61	4	11	555.2	481	209	178	176	475
2012	29-25	3.87	54	2	5	484.1	490	270	208	161	309
2013	23-31	4.61	54	0	0	486.1	551	278	249	178	355
2014	26-27	3.43	53	2	5	472.2	434	225	180	180	332
2015	36-21	3.03	57	2	4	511.0	463	215	172	165	357
2016	32-21	3.20	53	4	7	476.0	437	212	169	196	343
2017	25-29	5.17	54	1	1	475.1	498	341	273	262	329
2018	32-22	4.20	54	3	2	484.2	497	273	226	179	410
2019	32-20	4.29	52	1	2	455.1	449	257	217	185	378
2020	5-11	4.89	16	0	0	143.2	144	93	78	67	133

RECORDS: SERIES HISTORY

OPPONENT	RECORD
Air Force	0-1
Alcorn State	1-0
Arizona	**81-108**
Arizona State	**66-114**
Arkansas	5-4
Arkansas Pine Bluff	1-0
Auburn	1-0
Azusa Pacific	2-0
Baylor	6-2
Boston College	4-0
Bowling Green	1-0
Bradley	2-0
BYU	14-8
Brown	4-0
Cal Baptist	**0-0**
Cal Poly	**44-13**
Cal Poly Pomona	7-8
Cal State Bakersfield	5-1
Cal State Fullerton	16-10
Cal State Hayward	34-7
Cal State Los Angeles	2-1
Cal State Northridge	2-1
Campbell	2-1
Carleton	1-0
Centenary	1-0
Central Connecticut State	0-1
Central Michigan	2-0
Chapman College	3-1
Chicago State	3-0
Chico State	22-4
Cincinnati	0-1
Clemson	3-1
Coastal Carolina	2-0
College of the Redlands	1-0
Colorado State	1-0
Columbia	1-0
Connecticut	1-1
Cornell	5-0
Creighton	2-2
Dallas Baptist	2-0
Dartmouth	1-2
Delaware	1-0
Denver	2-0
Detroit	2-0
Duke	2-4
East Tennessee State (ETSU)	1-0
Florida	1-1
Florida State	0-1
Fordham	0-1
Fresno State	69-60
George Mason	1-0
Georgetown	2-0
Georgia Tech	2-0
Gonzaga	6-5
Harvard	2-1
Hawaii	22-25-1
Hawaii Hilo	4-1
Hawaii Pacific	2-0
Houston	2-3
Humboldt State	11-3
Idaho State	5-1
Indiana State	1-0
Iowa State	2-0
Kansas State	7-0
Kent State	1-0
Lehigh	3-0

OPPONENT	RECORD
Long Beach State	39-32
Louisiana Lafayette	1-0
Louisiana Tech	0-1
Louisville	0-1
Loyola Marymount	**14-11**
LSU	1-2
Luther	2-0
Maine	2-1
Miami (Fla.)	1-7
Michigan	6-8
Michigan State	3-1
Minnesota	7-1
Missouri	2-1
Nebraska	6-4
Nevada-Las Vegas	8-13
Nevada	18-14
New Mexico	2-0
North Carolina	3-5
North Carolina State	1-0
Northern Colorado	1-0
Northern Iowa	1-0
Northwestern	6-1
Notre Dame	2-3
Occidental	1-0
Ohio State	7-5
Oklahoma	1-4
Oklahoma State	0-1
Oral Roberts	5-5
Oregon	**29-31**
Oregon State	**41-49**
Pacific	**64-23**
Pacific Lutheran	2-0
Pepperdine	20-23
Pennsylvania	2-0
Penn State	3-0
Pittsburgh	1-1
Portland	4-0
Portland State	1-1
Princeton	0-2
Puget Sound	0-2
Purdue	3-0
Rhode Island	2-1
Rice	4-3
Rutgers	2-0
Sacramento State	**44-14**
St. John's	3-2
Saint Mary's	**122-60**
San Diego	5-4
San Diego State	3-5
San Francisco	**127-46**
San Francisco State	64-7
San Jose State	**82-40**
Santa Clara	164-95
Seattle	1-0
Sonoma State	7-1
Southern Utah	3-0
Southwest Texas State	0-1
Springfield	0-1
Stanford	**233-273-1**
Stanislaus State	15-4
Syracuse	1-0
TCU	1-6
Tennessee	1-2
Texas	12-8
Texas A&M	4-5
Texas-Pan American	1-0

OPPONENT	RECORD
Texas Tech	1-5
Tulane	4-1
UC Davis	70-13
UC Irvine	16-19
UCLA	**180-182**
UC Riverside	3-4
UC Santa Barbara	45-16
USC	**154-238**
Utah	**21-6**
Utah State	1-0
Utah Valley	1-0-1
Valdosta State	1-0
Vanderbilt	1-0
Virginia	0-2
Virginia Commonwealth (VCU)	0-2
Washington	**46-37**
Washington State	**58-40**
Western Michigan	5-0
Western Oregon State	0-1
Westmont	1-2
Wichita State	2-2
Williams College	1-0
Wisconsin	1-0
Wyoming	1-0
Xavier	1-0
Yale	3-0

RECORDS: YEAR-BY-YEAR RESULTS

		OVERALL				CONFERENCE	
YR	HEAD COACH	W	L	T	PCT.	REC.	FINISH
1892	-	0	2	0	.000	-	-
1893	-	0	3	0	.000	-	-
1894	-	0	2	0	.000	-	-
1895	-	0	2	0	.000	-	-
1896	-	0	2	0	.000	-	-
1897	Cohen	2	1	0	.667	-	-
1898	Cochran, Smith	1	2	0	.333	-	-
1899	Joseph Corbett	2	0	0	1.000	-	-
1900	George Van Haltern	2	1	0	.667	-	-
1901	-	2	1	0	.667	-	-
1902	-	2	0	0	1.000	-	-
1903	-	2	0	0	1.000	-	-
1904	-	2	1	0	.667	-	-
1905	-	2	0	0	1.000	-	-
1906	-	1	1	0	.500	-	-
1907	Bob McCarthey	1	2	0	.333	-	-
1908	Bob McCarthey	9	9	0	.500	-	-
1909	W.Z. Zeb Smith	2	1	0	.667	-	-
1910	W.Z. Zeb Smith	1	2	0	.333	-	-
1911	Jimmie Schaeffer	7	3	1	.682	-	-
1912	Jimmie Schaeffer	16	10	0	.615	-	-
1913	Jimmie Schaeffer	0	2	0	.000	-	-
1914	Jimmie Schaeffer	4	2	1	.643	-	-
1915	Jimmie Schaeffer	12	4	0	.750	-	-
1916	Carl Zamloch	11	11	2	.500	-	1st
1917	Carl Zamloch	12	8	1	.595	-	1st
1918	Clair Goodwin	4	1	0	.800	-	2nd
1919	Carl Zamloch	7	5	0	.583	-	6th
1920	Carl Zamloch	22	10	1	.682	-	1st
1921	Carl Zamloch	10	8	1	.553	-	1st
1922	Carl Zamloch	12	6	1	.658	-	2nd
1923	Carl Zamloch	12	7	1	.625	-	1st
1924	Carl Zamloch	13	11	0	.542	-	1st
1925	Carl Zamloch	11	2	0	.846	-	2nd
1926	Carl Zamloch	8	6	0	.571	-	1st
1927	Carl Zamloch	4	8	0	.333	4-8	5th
1928	Carl Zamloch	8	4	0	.667	8-4	2nd
1929	Carl Zamloch	16	7	0	.696	11-3	1st
1930	Clint Evans	12	3	0	.800	12-3	2nd
1931	Clint Evans	15	7	0	.682	13-5	3rd
1932	Clint Evans	16	6	0	.727	12-6	2nd
1933	Clint Evans	19	9	0	.679	9-2	1st
1934	Clint Evans	25	6	0	.806	14-1	1st
1935	Clint Evans	20	9	0	.690	10-5	T-1st
1936	Clint Evans	18	13	0	.581	6-9	4th
1937	Clint Evans	20	7	0	.741	11-4	1st
1938	Clint Evans	39	8	0	.830	12-3	1st
1939	Clint Evans	24	9	0	.727	9-6	3rd
1940	Clint Evans	22	10	0	.688	9-6	3rd
1941	Clint Evans	37	11	0	.771	11-4	T-1st
1942	Clint Evans	22	5	0	.815	11-4	2nd
1943	Clint Evans	23	9	0	.719	14-1	1st
1944	Clint Evans	9	14	0	.391	3-5	3rd
1945	Clint Evans	12	9	0	.571	7-1	1st
1946	Clint Evans	24	9	0	.727	8-4	2nd
1947	Clint Evans	31	10	0	.756	11-4	T-1st
1948	Clint Evans	20	14	0	.588	8-3	3rd
1949	Clint Evans	31	17	0	.646	5-10	5th
1950	Clint Evans	24	13	0	.649	8-6	2nd
1951	Clint Evans	22	16	0	.579	6-10	4th
1952	Clint Evans	21	16	0	.568	5-11	5th
1953	Clint Evans	22	15	0	.595	8-8	3rd
1954	Clint Evans	19	11	0	.633	7-9	T-3rd
1955	George Wolfman	17	16	0	.515	7-9	4th
1956	George Wolfman	25	9	0	.735	9-7	2nd
1957	George Wolfman	35	10	0	.778	12-4	T-1st
1958	George Wolfman	19	12	0	.613	9-7	2nd
1959	George Wolfman	22	13	0	.629	9-7	T-2nd
1960	George Wolfman	30	14	0	.682	12-4	T-1st
1961	George Wolfman	29	10	0	.744	11-5	2nd
1962	George Wolfman	24	20	0	.545	7-9	3rd
1963	George Wolfman	19	21	0	.475	4-12	5th
1964	Goerge Wolfman	25	17	0	.595	5-15	5th
1965	George Wolfman	29	14	0	.674	12-8	T-1st
1966	George Wolfman	32	14	0	.696	11-9	T-2nd
1967	George Wolfman	17	27	0	.386	3-13	7th
1968	George Wolfman	24	24	0	.500	7-12	6th
1969	George Wolfman	31	19	0	.620	12-9	4th
1970	George Wolfman	28	19	0	.596	9-8	4th
1971	George Wolfman	24	24	0	.500	5-12	7th
1972	George Wolfman	33	21	0	.611	9-9	T-2nd
1973	George Wolfman	21	31	0	.404	6-12	4th
1974	Jackie Jensen	25	24	0	.510	8-10	3rd
1975	Jackie Jensen	22	24	0	.478	7-9	4th
1976	Jackie Jensen	33	20	0	.623	9-14	4th
1977	Jackie Jensen	29	27	0	.518	5-13	T-3rd
1978	Bob Milano	35	27	0	.565	6-12	T-3rd
1979	Bob Milano	31	25	1	.554	16-14	3rd
1980	Bob Milano	44	23	1	.657	17-13	T-1st
1981	Bob Milano	31	31	1	.500	12-18	5th
1982	Bob Milano	29	32	0	.475	9-17	5th
1983	Bob Milano	23	37	0	.383	9-20	6th
1984	Bob Milano	39	28	1	.582	12-18	4th
1985	Bob Milano	42	24	0	.636	17-13	T-2nd
1986	Bob Milano	32	25	0	.561	10-20	6th
1987	Bob Milano	36	25	0	.590	12-18	T-5th
1988	Bob Milano	40	25	0	.615	16-14	T-3rd
1989	Bob Milano	35	24	0	.593	10-20	T-5th
1990	Bob Milano	18	43	0	.295	3-27	6th
1991	Bob Milano	37	27	0	.580	14-16	3rd
1992	Bob Milano	35	28	0	.556	14-16	T-3rd
1993	Bob Milano	27	30	0	.474	13-17	5th
1994	Bob Milano	25	35	0	.417	12-18	4th
1995	Bob Milano	32	25	0	.561	18-12	3rd
1996	Bob Milano	27	29	0	.482	10-20	5th
1997	Bob Milano	21	38	0	.356	4-26	6th
1998	Bob Milano	22	32	0	.407	5-24	6th
1999	Bob Milano	27	31	0	.466	11-13	7th
2000	David Esquer	25	28	0	.472	11-13	5th
2001	David Esquer	34	25	0	.576	14-10	T-3rd
2002	David Esquer	29	27	0	.518	11-13	5th
2003	David Esquer	28	27	0	.509	10-14	7th
2004	David Esquer	25	31	0	.446	9-15	T-8th
2005	David Esquer	34	23	0	.596	13-11	5th
2006	David Esquer	26	28	0	.481	9-15	9th
2007	David Esquer	29	26	0	.527	12-12	4th
2008	David Esquer	33	21	2	.607	12-12	T-4th–
2009	David Esquer	24	29	0	.453	9-18	9th
2010	David Esquer	29	25	0	.537	13-14	T-5th–
2011	David Esquer	38	23	0	.623	13-13	6th–
2012	David Esquer	29	25	0	.623	12-18	8th
2013	David Esquer	23	31	0	.623	10-20	8th
2014	David Esquer	26	27	0	.491	13-17	8th
2015	David Esquer	36	21	0	.632	18-12	T-3rd
2016	David Esquer	32	21	0	.604	14-16	T-8th
2017	David Esquer	25	29	0	.463	15-15	T-15th
2018	Mike Neu	32	22	0	.593	16-14	5th
2019	Mike Neu	32	20	0	.607	17-11	4th
2020	Mike Neu	5	11	0	.312	0-0	N/A
ALL-TIME TOTALS		**2,642**	**1,997**	**15**	**.569**	**929-1,019**	**.476**

CONFERENCE AFFILIATIONS: CIBA: 1927-66, 1976; Pac-8: 1967-75, 1977-78; Pac-10 South: 1979-98; Pac-10: 1999-2011; Pac-12: 2012-Present

RECORDS: YEAR-BY-YEAR RESULTS

2000
25-28 (11-13 PAC-10)

DATE	OPPONENT	RESULT
Jan. 25	San Francisco	W 9-5
Feb. 2	at Santa Clara	W 15-7
Feb. 4	Loyola Marymount	W 2-1
Feb. 6	Loyola Marymount	L 9-4
Feb. 6	Loyola Marymount	L 9-6
Feb. 9	at Saint Mary's	L 8-3
Feb. 11	at Long Beach State	W 4-3 (10)
Feb. 12	at Long Beach State	L 7-1
Feb. 13	at Long Beach State	L 3-2
Feb. 18	at Pepperdine	L 8-2
Feb. 19	at Pepperdine	W 15-4
Feb. 20	at Pepperdine	L 5-3
Feb. 25	Stanford	L 6-2
Feb. 26	Stanford	L 4-1
Feb. 27	Stanford	L 8-2
Feb. 29	at Fresno State	W 12-10 (12)
Mar. 3	Washington State*	W 7-6 (11)
Mar. 4	Washington State*	L 3-2 (15)
Mar. 5	Washington State*	L 6-3
Mar. 10	Cal State Fullerton	W 9-5
Mar. 11	Cal State Fullerton	W 6-5 (10)
Mar. 12	Cal State Fullerton	L 4-3 (11)
Mar. 17	at Arizona*	L 4-1
Mar. 18	at Arizona*	W 26-6
Mar. 19	at Arizona*	W 24-14
Mar. 24	Arizona State*	L 6-4
Mar. 25	Arizona State*	L 4-2
Mar. 26	Arizona State*	W 7-2
Mar. 28	at Wichita State	W 5-3
Mar. 31	at Washington*	W 10-1
Apr. 1	at Washington*	L 8-5
Apr. 2	at Washington*	W 8-2
Apr. 4	Saint Mary's	W 13-2
Apr. 7	at Texas	L 9-6
Apr. 8	at Texas	L 6-0
Apr. 9	at Texas	W 10-2
Apr. 11	Santa Clara	W 6-3
Apr. 14	USC*	L 6-5
Apr. 15	USC*	W 9-5
Apr. 16	USC*	W 4-3
Apr. 20	Oregon State*	L 12-4
Apr. 21	Oregon State*	W 15-9
Apr. 22	Oregon State*	L 8-5 (10)
Apr. 24	at Sacramento State	W 5-3
Apr. 25	Pacific	W 10-3
Apr. 28	at Stanford*	W 7-5 (11)
Apr. 29	at Stanford*	L 10-6
Apr. 30	at Stanford*	L 12-11
May 2	at San Francisco	L 9-5
May 5	at UCLA*	W 13-7
May 6	at UCLA*	L 18-7
May 7	at UCLA*	L 8-7
May 9	Fresno State	L 11-2

*Pac-10 game

2001
34-25 (14-10 PAC-10)

DATE	OPPONENT	RESULT
Feb. 2	at Santa Clara	W 7-3
Feb. 3	Santa Clara	W 4-3
Feb. 4	at Santa Clara	W 7-1
Feb. 8	BYU	L 2-1
Feb. 9	BYU	W 5-3
Feb. 10	BYU	L 4-0
Feb. 13	at Pacific	W 6-5
Feb. 16	at Loyola Marymount	W 14-6
Feb. 17	at Loyola Marymount	L 9-8
Feb. 18	at Loyola Marymount	W 8-5
Feb. 20	Saint Mary's	W 4-3
Feb. 23	at Long Beach State	L 7-6 (13)
Feb. 27	San Jose State	W 5-3
Mar. 2	at Stanford	L 3-1
Mar. 3	at Stanford	W 3-2
Mar. 6	Nevada	L 5-4
Mar. 7	at Stanford	L 3-2 (10)
Mar. 9	UC Santa Barbara	L 9-2
Mar. 10	UC Santa Barbara	L 4-3
Mar. 11	UC Santa Barbara	W 6-4
Mar. 13	Sacramento State	W 5-2
Mar. 14	Columbia	W 5-2
Mar. 16	Arizona State*	L 7-4
Mar. 17	Arizona State*	L 4-2
Mar. 18	Arizona State*	W 17-5
Mar. 23	Washington State*	L 8-6
Mar. 24	Washington State*	L 7-6
Mar. 25	Washington State*	W 10-1
Mar. 27	Pacific	L 9-8 (13)
Mar. 30	at Washington*	W 8-6
Mar. 31	at Washington*	W 5-2
Apr. 1	at Washington*	W 16-7
Apr. 3	San Francisco	W 2-1 (10)
Apr. 6	at Oregon State*	L 6-5
Apr. 7	at Oregon State*	L 10-1
Apr. 8	at Oregon State*	W 12-1
Apr. 10	at San Jose State	W 9-7
Apr. 12	USC*	L 1-0
Apr. 13	USC*	L 5-3
Apr. 14	USC*	W 5-4 (10)
Apr. 17	at Saint Mary's	L 10-6
Apr. 20	at Arizona*	W 11-9
Apr. 21	at Arizona*	W 19-13
Apr. 22	at Arizona*	L 12-11 (10)
Apr. 24	at Nevada	L 6-3
Apr. 27	Stanford*	W 7-4
Apr. 28	Stanford*	W 4-0
Apr. 29	Stanford*	L 8-0
May 1	at San Francisco	W 12-1
May 4	at UCLA*	W 6-2
May 5	at UCLA*	W 9-8 (11)
May 6	at UCLA*	W 8-6
May 7	at Saint Mary's	L 9-4
May 8	Santa Clara	W 6-5
May 12	at Kansas State	W 6-4
May 13	at Kansas State	W 16-10
May 25	vs. VCU #	L 9-7
May 26	vs. Minnesota #	W 9-3
May 26	vs. VCU #	L 11-2

*Pac-10 game
#NCAA South Regional, Baton Rouge, La.

2002
29-27 (11-13 PAC-10)

DATE	OPPONENT	RESULT
Feb. 1	at UNLV	W 2-0
Feb. 2	at UNLV	L 4-2
Feb. 3	at UNLV	L 10-5
Feb. 6	San Jose State	L 10-6
Feb. 8	Gonzaga	W 10-2
Feb. 9	Gonzaga	L 7-0
Feb. 10	Gonzaga	W 5-4
Feb. 12	at Santa Clara	W 10-7
Feb. 15	Long Beach State	L 8-1
Feb. 16	Long Beach State	L 9-0
Feb. 17	Long Beach State	W 4-3
Feb. 22	Boston College	W 10-4
Feb. 23	Boston College	W 7-4
Feb. 24	Boston College	W 16-0
Feb. 26	Centenary	W 9-8 (10)
Mar. 1	at North Carolina	W 4-2
Mar. 1	at North Carolina	L 7-5
Mar. 3	at North Carolina	W 7-4
Mar. 5	Georgetown	W 6-5 (10)
Mar. 8	Stanford	L 15-4
Mar. 9	Stanford	W 2-1
Mar. 10	Stanford	L 4-2
Mar. 12	San Francisco	W 12-4
Mar. 15	at UC Irvine	W 3-1 (10)
Mar. 16	at UC Irvine	L 5-4 (10)
Mar. 17	at UC Irvine	L 7-3
Mar. 20	Saint Mary's	W 5-3
Mar. 22	at Washington State*	W 5-1
Mar. 23	at Washington State*	W 5-4
Mar. 25	at Washington State*	W 6-5 (10)
Mar. 28	at USC*	L 11-3
Mar. 29	at USC*	L 9-1
Mar. 30	at USC*	L 13-9
Apr. 2	Santa Clara	W 7-6
Apr. 5	UCLA*	W 5-3
Apr. 6	UCLA*	L 19-2
Apr. 7	UCLA*	W 10-6 (15)
Apr. 9	at Saint Mary's	L 6-5
Apr. 12	Arizona*	L 8-4
Apr. 13	Arizona*	L 18-9
Apr. 14	Arizona*	W 2-1
Apr. 16	Fresno State	W 9-2
Apr. 19	at Arizona State*	W 9-5
Apr. 20	at Arizona State*	L 4-3
Apr. 21	at Arizona State*	W 9-3
Apr. 26	Washington*	L 2-0
Apr. 27	Washington*	L 5-4
Apr. 28	Washington*	L 10-7 (11)
Apr. 30	at San Francisco	L 8-7 (11)
May 3	at Stanford*	L 8-4
May 4	at Stanford*	L 13-6
May 5	at Stanford*	L 8-5
May 10	Oregon State*	W 13-7
May 11	Oregon State*	W 2-1 (15)
May 12	Oregon State*	W 8-3
May 14	at San Jose State	L 9-2

*Pac-10 game

2003
28-27 (10-14 PAC-10)

DATE	OPPONENT	RESULT
Jan. 31	UNLV	L 9-6
Feb. 1	UNLV	W 8-7
Feb. 2	UNLV	L 10-4
Feb. 4	at San Francisco	W 5-4
Feb. 7	Loyola Marymount	W 5-4
Feb. 8	Loyola Marymount	W 11-6
Feb. 9	Loyola Marymount	W 4-2
Feb. 11	San Jose State	W 4-3
Feb. 14	vs. Texas-Pan American#	W 20-5
Feb. 15	vs. SW Texas State#	L 6-5 (13)
Feb. 16	vs. Nebraska#	W 8-7
Feb. 18	Saint Mary's	W 6-2
Feb. 21	at Long Beach State	L 1-0
Feb. 22	at Long Beach State	W 6-3
Feb. 23	at Long Beach State	L 6-1
Feb. 25	at Santa Clara	W 7-5
Mar. 7	at Stanford	L 11-2
Mar. 8	at Stanford	L 9-4
Mar. 9	at Stanford	L 11-2
Mar. 14	UC Irvine	W 8-7 (12)
Mar. 15	UC Irvine	L 9-3
Mar. 16	UC Irvine	W 2-0
Mar. 18	at Saint Mary's	L 6-2
Mar. 21	Washington State*	W 8-3
Mar. 22	Washington State*	W 9-3
Mar. 23	Washington State*	L 5-4
Mar. 25	at Sacramento State	L 7-6

RECORDS: YEAR-BY-YEAR RESULTS

Mar. 28	at Oregon State*	L	8-6
Mar. 29	at Oregon State*	W	8-6
Mar. 30	at Oregon State*	W	19-13
Apr. 2	Sacramento State	W	5-0
Apr. 4	at UCLA*	L	10-2
Apr. 5	at UCLA*	W	8-6
Apr. 6	at UCLA*	W	12-9
Apr. 8	at San Jose State	L	5-2
Apr. 11	Arizona State*	L	11-3
Apr. 13	Arizona State*	L	6-0
Apr. 13	Arizona State*	L	10-1
Apr. 15	at Saint Mary's	W	13-2
Apr. 17	USC*	L	3-1
Apr. 18	USC*	W	11-2
Apr. 19	USC*	W	8-3
Apr. 22	Santa Clara	W	11-6
Apr. 25	at Washington*	L	16-3
Apr. 26	at Washington*	W	6-3
Apr. 27	at Washington*	L	11-3
Apr. 29	UC Davis	L	11-7
May 2	at Arizona*	L	9-5
May 3	at Arizona*	L	10-4
May 4	at Arizona*	W	12-7 (10)
May 6	at Fresno State	W	4-2
May 9	Stanford*	L	9-8
May 10	Stanford*	L	6-4
May 11	Stanford*	L	5-4
May 13	San Francisco	W	8-5

#Roundrock Tournament, Roundrock, Texas
*Pac-10 game

2004
25-31 (9-15 PAC-10)

DATE	OPPONENT		RESULT
Jan. 29	Brigham Young	W	11-1
Jan. 30	Brigham Young	W	13-3
Jan. 31	Brigham Young	W	7-4
Feb. 6	Long Beach State	L	3-2
Feb. 7	Long Beach State	L	5-1
Feb. 8	Long Beach State	W	3-1
Feb. 13	at UC Irvine	L	9-7
Feb. 14	at UC Irvine	L	4-3 (12)
Feb. 15	at UC Irvine	W	10-4
Feb. 20	at Fresno State	W	16-4
Feb. 21	at Fresno State	W	2-0
Feb. 22	at Fresno State	L	18-1
Feb. 24	San Francisco	L	7-4
Feb. 27	Stanford	L	12-9
Feb. 28	Stanford	L	10-3
Feb. 29	Stanford	L	6-2
Mar. 2	at San Jose State	L	8-0
Mar. 3	Sacramento State	W	4-3
Mar. 5	Saint Mary's	W	9-2
Mar. 6	at Saint Mary's	L	2-1
Mar. 7	Saint Mary's	W	11-5
Mar. 9	Nevada	L	7-5
Mar. 12	at North Carolina	L	1-0
Mar. 13	at North Carolina	L	4-0
Mar. 14	at North Carolina	W	12-4
Mar. 16	Pacific	W	8-4
Mar. 19	at Arizona State*	W	9-7
Mar. 20	at Arizona State*	W	20-8
Mar. 21	at Arizona State*	L	8-4
Mar. 26	Oregon State*	L	15-5
Mar. 27	Oregon State*	W	11-5
Mar. 28	Oregon State*	L	14-3
Mar. 30	at San Francisco	W	2-1
Apr. 2	Washington*	W	9-4
Apr. 3	Washington*	L	7-4
Apr. 4	Washington*	L	6-4
Apr. 8	at USC*	W	4-2
Apr. 9	at USC*	L	11-4
Apr. 10	at USC*	W	12-9
Apr. 13	San Jose State	W	10-2
Apr. 16	at Stanford*	L	7-4
Apr. 17	at Stanford*	L	9-2
Apr. 18	at Stanford*	L	8-3
Apr. 20	at Pacific	W	8-2
Apr. 23	UCLA*	L	7-2
Apr. 24	UCLA*	L	10-7
Apr. 25	UCLA*	W	3-2
Apr. 27	at Sacramento State	W	25-3
Apr. 30	Arizona*	L	5-3
May 1	Arizona*	W	10-8
May 2	Arizona*	L	8-3
May 11	at San Diego State	L	6-5
May 12	at San Diego	L	7-4
May 28	at Washington State*	L	7-3
May 29	at Washington State*	W	4-0
May 30	at Washington State*	L	13-3

*Pac-10 Game

2005
34-23 (13-11 PAC-10)

DATE	OPPONENT		RESULT
Feb. 1	Pacific	L	5-4
Feb. 4	UC Irvine	L	10-1
Feb. 5	UC Irvine	W	5-4 (11)
Feb. 6	UC Irvine	L	7-3
Feb. 12	at Loyola Marymount	L	9-8
Feb. 13	at Loyola Marymount	W	8-5
Feb. 13	at Loyola Marymount	W	11-9
Feb. 18	at Long Beach State	W	3-2
Feb. 20	at Long Beach State	W	7-4
Feb. 20	at Long Beach State	W	3-1
Feb. 25	Saint Mary's	W	5-4 (12)
Feb. 26	at Saint Mary's	W	5-1
Feb. 27	Saint Mary's	W	7-0
Mar. 1	San Francisco	W	8-3
Mar. 5	at Stanford	L	10-3
Mar. 6	at Stanford	L	3-2
Mar. 6	at Stanford	W	10-4
Mar. 11	UNLV	W	13-2
Mar. 12	UNLV	L	5-2
Mar. 13	UNLV	L	7-4
Mar. 15	at Pacific	W	2-0
Mar. 18	at Hawaii Hilo	W	11-4
Mar. 19	at Hawaii Hilo	W	2-1
Mar. 19	at Hawaii Hilo	W	13-10
Mar. 20	at Hawaii Hilo	L	2-1
Mar. 24	Washington State*	W	13-2
Mar. 25	Washington State*	W	11-4
Mar. 26	Washington State*	W	5-4
Mar. 29	Sacramento State	W	7-5
Apr. 1	at Oregon State*	L	11-1
Apr. 2	at Oregon State*	L	5-2
Apr. 3	at Oregon State*	L	4-2
Apr. 5	at Nevada	W	11-8
Apr. 9	Arizona State*	L	11-7
Apr. 9	Arizona State*	W	7-3
Apr. 10	Arizona State*	W	4-3
Apr. 12	at Sacramento State	L	9-4
Apr. 15	at Washington*	L	5-1
Apr. 16	at Washington*	L	5-4
Apr. 17	at Washington*	W	4-3 (11)
Apr. 20	Hawaii	W	11-0
Apr. 22	USC	L	7-4
Apr. 23	USC	L	5-4
Apr. 24	USC	W	9-0
Apr. 26	UC Davis	W	6-5
Apr. 29	at UCLA*	W	7-1
Apr. 30	at UCLA*	W	6-4
May 1	at UCLA*	L	4-2
May 3	at San Francisco	L	9-0
May 6	Stanford*	L	7-5
May 7	Stanford*	W	2-1 (11)
May 9	Stanford*	W	9-5
May 10	at San Jose State	W	5-3
May 24	at UC Davis	L	8-7
May 27	at Arizona*	W	6-3
May 28	at Arizona*	L	10-5
May 29	at Arizona*	W	7-4

*Pac-10 Game

2006
26-28 (9-15 PAC-10)

DATE	OPPONENT		RESULT
Feb. 3	at UC Irvine	W	6-2
Feb. 4	at UC Irvine	L	10-4
Feb. 5	at UC Irvine	L	7-6
Feb. 7	San Francisco	L	4-3 (10)
Feb. 10	Long Beach State	L	7-6
Feb. 11	Long Beach State	W	3-2
Feb. 12	Long Beach State	W	4-1
Feb. 14	at UC Davis	L	13-9
Feb. 24	UC Santa Barbara	W	3-0
Feb. 25	UC Santa Barbara	W	4-2
Feb. 26	UC Santa Barbara	W	2-0
Mar. 3	Stanford	W	7-6
Mar. 4	Stanford	L	6-5 (11)
Mar. 7	Georgetown	W	13-2
Mar. 10	at UNLV	W	5-1
Mar. 11	at UNLV	L	9-6
Mar. 12	at UNLV	L	5-4
Mar. 14	Saint Mary's	W	6-0
Mar. 17	Pacific	W	3-1
Mar. 18	at Pacific	L	10-3
Mar. 19	Pacific	L	6-5 (10)
Mar. 21	Sacramento State	W	8-2
Mar. 24	Washington*	W	9-3
Mar. 25	Washington*	W	2-1
Mar. 26	Washington*	L	5-0
Mar. 30	Arizona*	W	3-2
Apr. 1	Arizona*	L	5-1
Apr. 1-2	Arizona*	W	5-4 (13)
Apr. 5	at Santa Clara	L	12-7
Apr. 7	at USC*	L	2-1 (10)
Apr. 8	at USC*	L	3-2
Apr. 9	at USC*	L	10-1
Apr. 13	at Washington State*	W	9-2
Apr. 14	at Washington State*	L	5-4
Apr. 15	at Washington State*	W	6-4
Apr. 18	UC Davis	W	8-2
Apr. 21	Oregon State*	L	5-2
Apr. 22	Oregon State*	L	5-2
Apr. 23	Oregon State*	L	9-7
Apr. 25	vs. San Francisco%	L	7-6
Apr. 28	UCLA*	L	4-2
Apr. 29	UCLA*	W	3-2 (11)
Apr. 30	UCLA*	W	9-4
May 1	Stanford	W	4-3
May 2	at Saint Mary's	W	7-6
May 5	at Stanford*	L	3-2
May 6	at Stanford*	W	5-1
May 7	at Stanford*	L	6-4
May 9	San Francisco	L	9-5
May 10	Santa Clara	W	6-0
May 23	at Pacific	W	3-2
May 26	at Arizona State*	L	13-5
May 27	at Arizona State*	L	9-3
May 28	at Arizona State*	L	7-6 (11)

*Pac-10 Game
%Played at AT&T Park

RECORDS: YEAR-BY-YEAR RESULTS

2007
29-26 (12-12 PAC-10)

DATE	OPPONENT		RESULT
Feb. 2	UC Irvine	L	4-3
Feb. 3	UC Irvine	W	10-4
Feb. 4	UC Irvine	W	6-0
Feb. 11	Portland	W	9-5
Feb. 11	Portland	W	4-3
Feb. 13	San Francisco	L	15-6
Feb. 16	UNLV	W	8-4
Feb. 17	UNLV	L	3-2
Feb. 18	UNLV	L	11-10
Feb. 20	at San Jose State	L	9-8
Feb. 23	at Long Beach State	L	4-1
Feb. 24	at Long Beach State	L	8-3
Feb. 25	at UC Santa Barbara	W	7-1
Feb 26	at UC Santa Barbara	W	6-1
Mar. 2	at Stanford	L	1-0
Mar. 3	at Stanford	L	5-4
Mar. 4	at Stanford	L	9-7
Mar. 9	vs. Kent State#	W	8-0
Mar. 10	at Louisville#	L	12-9
Mar. 11	vs. Indiana State#	W	4-1
Mar. 13	at UC Davis	W	7-6
Mar. 16	Rhode Island	W	7-6 (11)
Mar. 17	Rhode Island	L	8-7
Mar. 18	Rhode Island	W	6-2
Mar. 22	Oral Roberts	L	2-1
Mar. 23	Oral Roberts	W	8-3
Mar. 24	Oral Roberts	W	6-1
Mar. 28	at UC Santa Barbara	W	9-7
Mar. 30	Washington State*	W	8-4
Mar. 31	Washington State*	W	6-2
Apr. 1	Washington State*	L	9-6
Apr. 5	at Arizona*	L	1-0 (11)
Apr. 6	at Arizona*	L	15-12
Apr. 7	at Arizona*	L	5-3
Apr. 13	at Oregon State*	L	1-0
Apr. 14	at Oregon State*	W	4-0
Apr. 15	at Oregon State*	L	5-3
Apr. 17	at Sacramento State	W	10-4
Apr. 20	Stanford*	W	3-0
Apr. 21	Stanford*	L	4-3
Apr. 22	Stanford*	W	13-5
Apr. 27	Arizona State*	W	4-2
Apr. 28	Arizona State*	L	15-2
Apr. 29	Arizona State*	W	13-9
May 1	at San Francisco	L	13-4
May 4	at UCLA*	L	13-6
May 5	at UCLA*	L	7-2
May 6	at UCLA*	W	16-0
May 8	San Jose State	W	7-6 (11)
May 19	USC*	W	4-3
May 20	USC*	W	6-1
May 21	USC*	W	6-3
May 25	at Washington*	W	8-3
May 26	at Washington*	L	12-2
May 27	at Washington*	L	5-4

#Cardinal Classic, Louisville, Ky.
*Pac-10 Game

2008
33-21-2 (12-12 PAC-10)

DATE	OPPONENT		RESULT
Feb. 22	Kansas State	W	5-1
Feb. 23	Utah Valley	W	12-1
Feb. 23	Utah Valley	T	8-8
Feb. 28	vs. No. 24 Fresno State!	W	14-4
Feb. 29	vs. No. 5 Missouri!!	L	7-5
Mar. 1	at No. 22 San Diego State!	W	5-3
Mar. 2	at No. 17 San Diego!	W	5-0
Mar. 4	Stanford	W	8-3
Mar. 7	vs. Northern Iowa@	W	11-3
Mar. 8	at Minnesota@	W	4-1
Mar. 9	vs. New Mexico@	W	12-2
Mar. 11	San Francisco	W	6-2
Mar. 14	Loyola Marymount	W	10-4
Mar. 15	Loyola Marymount	W	21-9
Mar. 15	Loyola Marymount	L	6-2
Mar.16	Loyola Marymount	W	6-1
Mar.18	Sacramento State	L	12-6
Mar. 20	at Washington State*	W	9-1
Mar. 21	at Washington State*	W	7-4
Mar. 22	at Washington State*	L	5-4 (10)
Mar. 25	at Santa Clara	L	7-5 (10)
Mar. 28	Long Beach State	W	6-1
Mar. 29	Long Beach State	W	10-6
Mar. 30	Long Beach State	W	4-3
Apr. 1	at San Francisco#	L	5-1
Apr. 2	Fresno State	W	5-4
Apr. 4	Oregon State*	W	5-2
Apr. 5	Oregon State*	W	9-3
Apr. 6	Oregon State*	L	9-2
Apr. 7	Stanford	T	5-5 (13)
Apr. 9	Santa Clara	W	16-8
Apr. 11	at USC*	L	17-1
Apr. 12	at USC*	L	11-5
Apr. 13	at USC*	W	13-11
Apr. 15	at Pacific	W	14-1
Apr. 18	Washington*	W	10-5
Apr. 19	Washington*	L	7-4
Apr. 20	Washington*	W	5-4
Apr. 22	Cal Poly	W	10-8
Apr. 25	at Arizona State*	L	11-7
Apr. 26	at Arizona State*	L	11-7
Apr. 27	at Arizona State*	L	18-2
Apr. 30	at Cal Poly	L	8-2
May 2	Arizona*	W	11-5
May 3	Arizona*	W	6-5
May 4	Arizona*	L	16-5
May 6	UC Davis	W	13-4
May 9	at Stanford*	W	4-3 (10)
May 10	at Stanford*	W	5-2
May 11	at Stanford*	L	8-5
May 13	at UC Davis	L	9-5
May 23	UCLA*	L	8-0
May 24	UCLA*	L	7-0
May 25	UCLA*	W	7-6 (10)
May 30	vs. San Diego$	L	5-0
May 31	at Long Beach State$	L	9-2

*Pac-10 Game
!University of San Diego Tournament
!!Played at San Diego State
@University of Minnesota Tournament
#Played at AT&T Park
$NCAA Long Beach Regional (Long Beach, Calif.)

2009
24-29 (9-18 PAC-10)

DATE	OPPONENT		RESULT
Feb. 20	UC Riverside	W	8-7
Feb. 21	UC Riverside	L	6-5
Feb. 21	UC Riverside	L	5-2
Feb. 23	Vanderbilt	W	4-3
Feb. 25	at Santa Clara	W	12-2
Feb. 27	at Long Beach State	W	11-8
Feb. 28	at Long Beach State	W	9-6
Mar. 1	at Long Beach State	W	6-3
Mar. 4	San Francisco	W	8-6
Mar. 6	at Arkansas	L	5-4 (10)
Mar. 7	at Arkansas	W	12-6
Mar. 8	at Arkansas	L	13-3
Mar. 9	at Oklahoma	L	9-6
Mar. 13	Cal Poly	W	12-8
Mar. 14	Cal Poly	L	10-5
Mar. 15	Cal Poly	L	11-4
Mar. 17	at Pacific	W	12-2
Mar. 21	Stanford*	W	7-6
Mar. 22	Stanford*	L	6-5 (12)
Mar. 23	Stanford*	W	11-4
Mar. 25	Santa Clara	W	9-6
Mar. 27	Washington State*	L	8-7
Mar. 28	Washington State*	L	11-0
Mar. 29	Washington State*	W	8-2
Mar. 31	vs. San Francisco#	W	4-3
Apr. 1	Long Beach State	L	19-7
Apr. 3	at Oregon State*	L	8-4
Apr. 4	at Oregon State*	L	6-2
Apr. 5	at Oregon State*	L	5-4 (11)
Apr. 9	at Washington*	L	9-8
Apr. 10	at Washington*	L	6-2
Apr. 11	at Washington*	L	7-2
Apr. 13	at Stanford	L	14-4
Apr. 15	at UC Davis	W	21-4
Apr. 17	Oregon*	W	14-1
Apr. 18	Oregon*	L	5-3
Apr. 19	Oregon*	W	11-1
Apr. 22	at Stanford	L	11-7
Apr. 24	Arizona State*	L	3-1
Apr. 25	Arizona State*	W	10-6
Apr. 26	Arizona State*	L	6-5
Apr. 28	Pacific	L	16-11
May 1	at Arizona*	L	13-4
May 2	at Arizona*	L	8-4
May 3	at Arizona*	L	12-8
May 5	UC Davis	W	6-5
May 8	at UCLA*	W	3-2
May 9	at UCLA*	L	9-4
May 10	at UCLA*	W	8-3
May 12	Sacramento State	W	15-0
May 22	USC*	L	4-2
May 23	USC*	L	14-4
May 24	USC*	W	6-0

*Pac-10 Game
#Played at AT&T Park

2010
29-25 (13-14 PAC-10)

DATE	OPPONENT		RESULT
Feb. 19	Southern Utah	W	14-0
Feb. 20	Southern Utah	W	22-0
Feb. 20	Southern Utah	W	10-0
Feb. 24	UC Davis	L	8-0
Feb. 26	vs. Central Michigan!	W	9-4
Feb. 27	vs. Saint Mary's!	W	5-4
Feb. 28	at Cal State Bakersfield!	W	13-0
Mar. 5	Arkansas	L	7-3
Mar. 6	Arkansas	L	9-5
Mar. 7	Arkansas	W	6-0
Mar. 11	at Rice	W	8-6
Mar. 12	at Rice	W	6-4
Mar. 13	at Rice	L	26-11
Mar. 14	at Rice	L	7-4
Mar. 17	Houston	L	12-9 (11)
Mar. 19	at Cal Poly	W	11-9
Mar. 20	at Cal Poly	W	14-2
Mar. 21	at Cal Poly	L	6-5
Mar. 23	at San Francisco	W	8-3
Mar. 26	at Arizona State*	L	12-5
Mar. 27	at Arizona State*	L	6-1
Mar. 28	at Arizona State*	L	3-2
Mar. 30	Fresno State	W	8-5
Apr. 1	Arizona*	W	7-2
Apr. 3	Arizona*	W	8-0
Apr. 3	Arizona*	W	4-3
Apr. 5	Stanford	W	2-0
Apr. 9	at USC*	W	16-9

RECORDS: YEAR-BY-YEAR RESULTS

Apr. 10	at USC*	W	7-1
Apr. 11	at USC*	W	4-3
Apr. 16	Washington*	L	7-3
Apr. 17	Washington*	W	3-2
Apr. 18	Washington*	W	9-7
Apr. 21	Pacific	W	13-6
Apr. 23	at Stanford*	L	3-2
Apr. 24	at Stanford*	L	15-12
Apr. 25	at Stanford*	L	11-10
Apr. 28	at UC Davis	L	6-5
Apr. 30	Oregon State*	W	11-3
May 1	Oregon State*	W	14-4
May 2	Oregon State*	W	9-3
May 4	at Sacramento State	W	7-3
May 8	at Washington State*	L	13-10
May 9	at Washington State*	L	11-9
May 10	at Washington State*	L	9-4
May 18	San Francisco	L	6-1
May 21	UCLA*	L	8-7
May 22	UCLA*	L	12-4
May 23	UCLA*	L	11-2
May 28	at Oregon*	W	4-3
May 29	at Oregon*	W	13-3
May 30	at Oregon*	L	6-5
Jun 4	vs. North Carolina@	L	12-3
Jun 5	vs. Oral Roberts@	L	9-8

! Cal State Bakersfield Tournament
@ NCAA Norman Regional (Norman, Okla.)
* Pac-10 game

2011
38-23 (13-14 PAC-10)

DATE	OPPONENT		RESULT
Feb. 20	Utah	W	7-0
Feb. 20	Utah	W	6-5
Feb. 22	at Stanford	L	3-2
Feb. 25	at Coastal Carolina #	W	17-0
Feb. 26	vs. North Carolina State #	W	4-0
Feb. 27	vs. Kansas State #	W	8-1
Mar. 3	at San Diego +	W	6-2
Mar. 4	at San Diego State +	L	2-1
Mar. 5	vs. Oklahoma +	L	5-3
Mar. 6	vs. Connecticut +	L	3-1
Mar. 8	Santa Clara	W	20-5
Mar. 11	vs. Louisiana-Lafayette %	W	7-6
Mar. 12	vs. Rice %	W	7-6 (15)
Mar. 13	vs. Long Beach State %	W	6-1
Mar. 16	San Francisco	L	7-6 (11)
Mar. 19	Ohio State	W	4-0
Mar. 20	Ohio State	W	11-1
Mar. 21	Nevada	W	2-0
Mar. 25	Washington State*	W	7-0
Mar. 26	Washington State*	W	3-0
Mar. 27	Washington State*	W	4-3 (11)
Mar. 29	at San Francisco	W	4-0
Apr. 1	USC*	L	10-6
Apr. 2	USC*	W	9-2
Apr. 3	USC*	W	9-6
Apr. 5	Pacific	L	7-4
Apr. 8	at Arizona*	L	5-4
Apr. 10	at Arizona*	L	10-8
Apr. 10	at Arizona*	W	17-7
Apr. 15	at Washington*	W	6-2
Apr. 16	at Washington*	W	8-2
Apr. 17	at Washington*	W	4-3
Apr. 19	UC Davis	W	4-1
Apr. 21	Arizona State*	L	6-4 (17)
Apr. 22	Arizona State*	L	5-0
Apr. 23	Arizona State*	L	6-0
Apr. 25	at Stanford	L	9-5
Apr. 29	Oregon*	W	2-1
Apr. 30	Oregon*	L	4-3
May 1	Oregon*	W	5-4
May 3	at Santa Clara	W	4-1
May 7	at Oregon State*	L	3-0
May 7	at Oregon State*	W	6-2
May 8	at Oregon State*	L	4-2
May 18	at UC Davis	W	8-3
May 20	at UCLA*	W	4-0
May 21	at UCLA*	L	2-1
May 22	at UCLA*	L	5-2
May 24	at Pacific	W	9-2
May 27	Stanford*	L	3-2
May 28	Stanford*	L	4-2
Jun. 3	vs. Baylor $	L	6-4
Jun. 4	vs. Alcorn State $	W	10-6
Jun. 5	at Rice $	W	6-3
Jun. 5	vs. Baylor $	W	8-0
Jun. 6	vs. Baylor $	W	9-8
Jun. 11	vs. Dallas Baptist ^	W	7-0
Jun. 12	vs. Dallas Baptist ^	W	6-2
Jun. 19	vs. Virginia !	L	4-1
Jun. 21	vs. Texas A&M !	W	7-3
Jun. 23	vs. Virginia !	L	8-1

* Pac-10 game
$ NCAA Regional (Reckling Stadium, Houston, Texas)
^ NCAA Super Regional (Santa Clara, Calif.)
! College World Series (TD Ameritrade Park, Omaha, Neb.)

2012
29-25 (12-18 PAC-12)

DATE	OPPONENT		RESULT
Feb. 17	Pacific	W	9-1
Feb. 18	at Pacific	W	6-3
Feb. 19	Pacific	W	9-3
Feb. 24	at Long Beach State	L	7-4
Feb. 25	at Long Beach State	W	2-1 (10)
Feb. 26	at Long Beach State	L	2-1
Feb. 28	San Francisco	W	5-3
March 3	Lehigh	W	9-3
March 4	Lehigh	W	10-0
March 5	Lehigh	W	18-3
March 6	Creighton	W	7-5
March 9	at Nebraska	W	11-8 (11)
March 10	at Nebraska	L	12-5
March 11	at Nebraska	W	4-0
March 12	at Nebraska	L	9-5
March 17	(19) Oregon State*	L	9-2
March 17	(19) Oregon State*	L	4-1
March 18	(19) Oregon State*	L	13-3
March 20	at San Francisco	W	4-3
March 23	at (14) Arizona State*	L	5-1
March 24	at (14) Arizona State*	W	3-2
March 25	at (14) Arizona State*	L	9-6
March 27	at Fresno State	W	7-6
March 30	at (18) Texas	L	13-3
March 31	at (18) Texas	W	12-2
April 1	at (18) Texas	W	6-5
April 5	at USC*	W	5-4
April 6	at USC*	L	2-1
April 7	at USC*	L	3-2
April 9	(5) Stanford	L	19-6
April 11	at Santa Clara	L	8-5
April 13	Washington*	W	7-6
April 14	Washington*	W	5-2
April 15	Washington*	L	5-4
April 17	Santa Clara	W	4-0
April 20	Utah*	W	9-4
April 21	Utah*	W	9-0
April 22	Utah*	W	5-2
April 27	at (10) Oregon*	L	4-1
April 28	at (10) Oregon*	L	3-2
April 29	at (10) Oregon*	L	7-1
May 4	at Washington State*	L	10-4
May 5	at Washington State*	W	9-4
May 6	at Washington State*	W	8-0
May 11	(10) Arizona*	L	3-1
May 12	(10) Arizona*	L	4-1
May 13	(10) Arizona*	L	7-4
May 14	Washington State	W	13-8
May 18	(11) UCLA*	L	7-2
May 19	(11) UCLA*	L	8-5
May 20	(11) UCLA*	W	6-5
May 25	at (14) Stanford*	W	5-4 (18)
May 26	at (14) Stanford*	W	15-5
May 27	at (14) Stanford*	L	5-3

* Pac-12 game

2013
23-31 (10-20 PAC-12)

DATE	OPPONENT		RESULT
Feb. 15	Michigan	W	5-4 (11)
Feb. 16	Michigan	W	6-5 (10)
Feb. 17	Michigan	W	2-1
Feb. 20	at (15) Stanford	L	5-0
Feb. 22	at (21) UC Irvine	L	5-3
Feb. 23	at (21) UC Irvine -1	W	2-1
Feb. 23	at (21) UC Irvine -2	L	4-3 (10)
Feb. 24	at (21) UC Irvine	L	9-1
March 1	Baylor	L	9-0
March 2	(1) North Carolina	L	11-5
March 3	Houston	W	13-2
March 4	at (19) Rice	L	1-0
March 7	Fresno State	W	5-4 (10)
March 8	Fresno State	W	8-1
March 9	Fresno State	W	4-3
March 10	Fresno State	W	8-4
March 12	at Santa Clara	W	3-1
March 15	at Utah*	W	9-5
March 16	at Utah*	W	9-5
March 17	at Utah*	W	6-4
March 20	at San Jose State	L	3-1
March 22	at (11) UCLA*	W	5-1
March 23	at (11) UCLA*	L	8-3
March 24	at (11) UCLA*	L	10-2
March 26	at San Francisco	W	5-2
March 28	at USC*	L	4-3
March 29	at USC*	L	9-5
March 30	at USC*	W	15-5
April 1	at Stanford	L	4-3
April 5	at Arizona*	L	10-1
April 6	at Arizona*	L	6-4
April 7	at Arizona*	L	5-4
April 12	(9) Oregon*	L	3-2
April 13	(9) Oregon*	L	10-4
April 14	(9) Oregon*	L	5-4
April 16	San Francisco	L	11-5
April 19	Washington State*	W	4-2
April 20	Washington State*	L	7-6
April 21	Washington State*	W	2-1
April 23	(18) Cal Poly	L	7-1
April 26	at Washington*	L	3-2 (12)
April 27	at Washington*	W	8-1
April 28	at Washington*	W	6-5 (14)
April 30	at Pacific	W	13-2
May 3	at (5) Oregon State*	L	6-1
May 4	at (5) Oregon State*	L	5-0
May 5	at (5) Oregon State*	L	6-4
May 10	(13) Arizona State*	W	3-1
May 11	(13) Arizona State*	L	10-9
May 12	(13) Arizona State*	L	10-7
May 17	Stanford*	L	9-8
May 18	Stanford*	L	9-4
May 19	Stanford*	L	7-3
May 20	Gonzaga	W	3-2 (12)

* Pac-12 game

RECORDS: YEAR-BY-YEAR RESULTS

2014
26-27 (13-17 PAC-12)

DATE	OPPONENT		RESULT
Feb. 14	(18) Texas	W	7-0
Feb. 15	(18) Texas	W	2-1
Feb. 15	(18) Texas	L	6-2
Feb. 16	(18) Texas	L	5-0
Feb. 21	vs. ETSU	W	3-0
Feb. 22	at Auburn	W	5-0
Feb. 23	vs. Arkansas Pine-Bluff	W	8-3
March 1	vs. Baylor	W	8-5
March 3	vs. Baylor	W	5-3
March 3	at (24) San Diego	W	5-2
March 4	Stanford	L	11-1
March 7	Tulane	L	10-5
March 8	San Francisco	L	1-0
March 9	(24) Arkansas	W	4-3
March 9	(24) Arkansas	W	2-1
March 14	(25) UCLA*	L	3-2
March 15	(25) UCLA*	L	3-1
March 16	(25) UCLA*	L	6-1
March 18	at Fresno State	L	6-0
March 21	at (6) Cal Poly	L	4-1
March 22	at (6) Cal Poly	W	8-3
March 23	at (6) Cal Poly	L	8-4
March 24	at (5) Cal Poly	L	16-8
March 28	Utah*	W	4-2
March 29	Utah*	W	5-4
March 30	Utah*	W	8-7
April 4	at Washington State*	L	3-0
April 5	at Washington State*	L	3-1
April 6	at Washington State*	L	6-5 (10)
April 11	at (25) Arizona State*	L	3-2 (10)
April 12	at (25) Arizona State*	L	4-1
April 13	at (25) Arizona State*	W	5-3 (10)
April 17	(6) Washington*	L	4-3
April 18	(6) Washington*	L	6-2
April 19	(6) Washington*	W	5-4
April 22	at Fresno State	L	7-4
April 26	at Stanford*	W	7-4 (10)
April 27	at Stanford*	L	4-1
April 28	at Stanford*	W	9-5
April 29	San Francisco	W	1-0
May 2	(2) Oregon State*	L	10-4
May 3	(2) Oregon State*	L	9-3 (10)
May 4	(2) Oregon State*	L	5-0
May 9	at USC*	L	2-1
May 10	at USC*	W	11-4
May 11	at USC*	W	4-1
May 16	Arizona*	L	6-0
May 17	Arizona*	W	7-6
May 18	Arizona*	W	12-4
May 19	at San Francisco	W	12-4
May 22	at (16) Oregon*	L	5-1
May 23	at (16) Oregon*	W	6-0
May 24	at (16) Oregon*	W	5-3

* Pac-12 game

2015
36-21 (18-12 PAC-12)

DATE	OPPONENT		RESULT
Feb. 13	Duke	L	7-1
Feb. 14	Duke	W	3-2
Feb. 15	Duke	L	12-7
Feb. 16	at Stanford	W	11-1
Feb. 20	UC Irvine	W	6-1
Feb. 21	UC Irvine	W	10-3
Feb. 21	UC Irvine	W	4-1
Feb. 22	UC Irvine	L	6-2
Feb. 28	Kansas State	W	4-2
March 1	Kansas State	W	6-2
March 2	Kansas State	W	9-1
March 4	San Francisco	W	11-0
March 6	Chicago State	W	21-3
March 7	Chicago State	W	5-4
March 8	Chicago State	W	8-1
March 10	at Pacific	W	13-6
March 13	(8) Oregon*	W	9-3
March 14	(8) Oregon*	W	6-2
March 15	(8) Oregon*	L	4-2
March 17	at San Francisco	L	3-1
March 20	at Washington*	W	3-2
March 21	at Washington*	W	3-2
March 22	at Washington*	W	12-2
March 25	at Fresno State	L	7-2
March 27	at Utah*	W	14-6
March 28	at Utah*	W	11-6
March 29	at Utah*	W	3-2
April 2	Washington State*	L	4-2
April 3	Washington State*	L	4-0
April 4	Washington State*	W	6-2
April 10	Stanford*	L	4-2
April 11	Stanford*	W	11-10
April 12	Stanford*	L	12-6
April 16	at (3) UCLA*	W	2-0
April 17	at (3) UCLA*	L	7-1
April 18	at (3) UCLA*	L	2-1
April 21	Stanford	L	4-0
April 24	at Arizona*	W	3-1
April 25	at Arizona*	W	4-0
April 26	at Arizona*	W	8-3
April 28	Fresno State	W	4-1
May 1	(6) Arizona State*	L	5-3
May 2	(6) Arizona State*	W	5-4
May 3	(6) Arizona State*	W	8-6
May 8	at Campbell	L	5-3
May 9	at Campbell	W	4-0
May 9	at Campbell	W	9-4
May 16	(15) USC*	L	11-3
May 17	(15) USC*	W	7-5
May 18	(15) USC*	W	7-2
May 22	at (23) Oregon State*	L	4-0
May 23	at (23) Oregon State*	L	9-0
May 24	at (23) Oregon State*	W	7-3
May 29	vs. Coastal Carolina%	W	9-3
May 30	vs. Texas A&M%	W	2-1 (14)
May 31	vs. Texas A&M%	L	4-3 (12)
June 1	vs. Texas A&M%	L	3-1

* Pac-12 game
% NCAA College Station Regional (College Station, Texas)

2016
32-21 (14-16 PAC-12)

DATE	OPPONENT		RESULT
Feb. 13	Duke	L	7-1
Feb. 14	Duke	W	3-2
Feb. 15	Duke	L	12-7
Feb. 16	at Stanford	W	11-1
Feb. 20	UC Irvine	W	6-1
Feb. 21	UC Irvine	W	10-3
Feb. 21	UC Irvine	W	4-1
Feb. 22	UC Irvine	L	6-2
Feb. 28	Kansas State	W	4-2
March 1	Kansas State	W	6-2
March 2	Kansas State	W	9-1
March 4	San Francisco	W	11-0
March 6	Chicago State	W	21-3
March 7	Chicago State	W	5-4
March 8	Chicago State	W	8-1
March 10	at Pacific	W	13-6
March 13	(8) Oregon*	W	9-3
March 14	(8) Oregon*	W	6-2
March 15	(8) Oregon*	L	4-2
March 17	at San Francisco	L	3-1
March 20	at Washington*	W	3-2
March 21	at Washington*	W	3-2
March 22	at Washington*	W	12-2
March 25	at Fresno State	L	7-2
March 27	at Utah*	W	14-6
March 28	at Utah*	W	11-6
March 29	at Utah*	W	3-2
April 2	Washington State*	L	4-2
April 3	Washington State*	L	4-0
April 4	Washington State*	W	6-2
April 10	Stanford*	L	4-2
April 11	Stanford*	W	11-10
April 12	Stanford*	L	12-6
April 16	at (3) UCLA*	W	2-0
April 17	at (3) UCLA*	L	7-1
April 18	at (3) UCLA*	L	2-1
April 21	Stanford	L	4-0
April 24	at Arizona*	W	3-1
April 25	at Arizona*	W	4-0
April 26	at Arizona*	W	8-3
April 28	Fresno State	W	4-1
May 1	(6) Arizona State*	L	5-3
May 2	(6) Arizona State*	W	5-4
May 3	(6) Arizona State*	W	8-6
May 8	at Campbell	L	5-3
May 9	at Campbell	W	4-0
May 9	at Campbell	W	9-4
May 16	(15) USC*	L	11-3
May 17	(15) USC*	W	7-5
May 18	(15) USC*	W	7-2
May 22	at (23) Oregon State*	L	4-0
May 23	at (23) Oregon State*	L	9-0
May 24	at (23) Oregon State*	W	7-3
May 29	vs. Coastal Carolina%	W	9-3
May 30	vs. Texas A&M%	W	2-1 (14)
May 31	vs. Texas A&M%	L	4-3 (12)
June 1	vs. Texas A&M%	L	3-1

* Pac-12 game
% NCAA College Station Regional (College Station, Texas)

2017
25-29 (15-15 PAC-12)

DATE	OPPONENT		RESULT
Feb. 18	Cal Poly	L	6-4
Feb. 18	Cal Poly	W	4-3
Feb. 19	Cal Poly	W	8-1
Feb. 24	at (11) Texas Tech	L	4-2
Feb. 25	at (11) Texas Tech	L	5-1
Feb. 25	at (11) Texas Tech	L	3-2
Feb. 26	at (11) Texas Tech	L	11-2
March 3	Gonzaga	L	5-2
March 4	Gonzaga	W	8-7
March 4	Gonzaga	L	8-3
March 5	Gonzaga	W	9-5
March 10	at Pepperdine	W	12-7
March 11	at Pepperdine	W	3-2
March 12	at Pepperdine	W	3-1
March 14	Minnesota	W	7-1
March 17	Oregon*	L	7-1
March 18	Oregon*	L	13-2
March 19	Oregon*	W	4-1
March 24	at UCLA*	L	9-5
March 25	at UCLA*	L	20-0
March 27	Long Beach State	L	3-1
March 31	Washington State*	W	12-2
April 1	Washington State*	W	7-2
April 2	Washington State*	W	9-5
April 4	at (20) Stanford	L	8-4
April 7	Arizona State*	W	9-6
April 8	Arizona State*	W	6-4
April 9	Arizona State*	W	10-2
April 11	at Saint Mary's	L	24-7
April 13	at Utah*	L	9-3

RECORDS: YEAR-BY-YEAR RESULTS

April 14	at Utah*	L	16-8
April 15	at Utah*	W	8-7
April 18	at Stanford	L	6-4
April 21	USC*	W	13-9
April 22	USC*	W	9-8
April 23	USC*	W	8-6
April 25	at San Francisco	L	7-2
April 28	at Washington*	L	5-2
April 29	at Washington*	W	7-3
April 30	at Washington*	L	4-1
May 2	San Francisco	W	1-0
May 5	at (1) Oregon State*	L	8-0
May 6	at (1) Oregon State*	L	11-10
May 7	at (1) Oregon State*	L	10-2
May 13	(10) Stanford*	L	6-5
May 14	(10) Stanford*	L	8-5
May 15	(10) Stanford*	W	5-3
May 18	(7) TCU	L	3-0
May 19	(7) TCU	L	5-4
May 20	(7) TCU	W	8-3
May 26	at (14) Arizona*	L	10-3
May 27	at (14) Arizona*	W	9-6
May 28	at (14) Arizona*	W	7-4

* Pac-12 game

2018
32-22 (16-14 PAC-12)

DATE	OPPONENT		RESULT
Feb. 16	at San Diego	W	6-1
Feb. 17	at San Diego	L	8-11
Feb. 17	Cincinnati	L	1-3
Feb. 23	Cal State Bakersfield	W	17-6
Feb. 24	Cal State Bakersfield - 1	W	5-3
Feb. 24	Cal State Bakersfield - 2	W	23-2
Feb. 25	Cal State Bakersfield	W	13-2
March 2	Baylor	W	8-2
March 3	Louisiana Tech	L	6-10
March 4	Texas A&M	L	5-9
March 6	Xavier	W	13-3
March 9	Brown -1	W	11-6
March 9	Brown -2	W	10-9
March 10	Brown	W	4-3
March 11	Brown	W	7-6
March 13	at San Francisco	W	5-4
March 16	(1) Oregon State*	L	3-4
March 17	(1) Oregon State*	L	4-10
March 18	(1) Oregon State*	L	4-6
March 24	at Oregon*-1	L	5-8
March 24	at Oregon*-2	L	2-7
March 25	at Oregon	W	5-3
March 27	UC Davis	W	9-3
March 29	at (15) UCLA*	W	5-2
March 30	at (15) UCLA*	L	2-4
March 31	at (15) UCLA*	W	8-3
April 5	Utah	W	7-6
April 7	Utah - 1	W	10-12
April 7	Utah - 2	L	5-1
April 10	San Francisco	W	9-7
April 13	at Washington State*	W	13-6
April 14	at Washington State*- 1	W	6-3
April 14	at Washington State*- 2	L	3-4
April 17	Santa Clara	L	4-6
April 20	Washington	W	11-4
April 21	Washington	W	5-2
April 22	Washington	L	3-4
April 24	Sacremento State	L	1-4
April 26	at (2) Stanford*	W	4-3
April 27	at (2) Stanford*	L	1-14
April 28	at (2) Stanford*	L	2-5
May 1	BYU	W	1-0
May 4	at USC*	L	4-11
May 5	at USC*	L	8-9
May 6	at USC*	W	6-2
May 11	Arizona*	W	9-3
May 12	Arizona*	W	16-6
May 13	Arizona*	W	12-11
May 17	at Creighton	L	3-5
May 18	at Creighton	L	2-4
May 19	at Creighton	W	7-2
May 24	at Arizona State*	L	4-5
May 25	at Arizona State*	W	6-4
May 26	at Arizona State*	W	3-0

* Pac-12 game

2019
32-22 (16-14 PAC-12)

DATE	OPPONENT		RESULT
Feb. 15	vs. CSU Bakersfield	L	4-3
Feb. 16	vs. Pepperdine	L	7-5
Feb. 17	Northwestern	L	9-5
Feb. 18	BYU	W	10-6
Feb. 22	at Cal Poly	W	10-2
Feb. 23	at Cal Poly	W	5-4
Feb. 24	at Cal Poly	W	5-3
Feb. 28	St. Mary's	L	10-3
Mar. 1	St. Mary's	W	13-1
Mar. 2	at Saint Mary's		PPD.
Mar. 3	at Saint Mary's	W	9-3
Mar. 8	at (10) LSU	L	4-3
Mar. 9	at (10) LSU - 1	W	5-2
Mar. 9	at (10) LSU - 2	L	5-4
Mar. 12	San Jose State	W	13-0
Mar. 15	USC*	L	9-4
Mar. 16	USC*	L	1-0
Mar. 17	USC*	W	9-8
Mar. 19	San Francisco	W	10-7
Mar. 22	at (7) Oregon State*	W	3-2
Mar. 23	at (7) Oregon State*	L	3-2
Mar. 24	at (7) Oregon State*	L	10-5
Mar. 26	at Sacramento State	L	6-0
Mar. 29	Long Beach State	W	7-1
Mar. 30	Long Beach State	W	10-5
Mar. 31	Long Beach State	W	13-5
Apr. 5	Washington State*	W	6-0
Apr. 6	Washington State*	W	6-1
Apr. 7	Washington State*	W	9-5
Apr. 8	New Mexico		Cancelled
Apr. 12	at Arizona*	W	10-7
Apr. 13	at Arizona*	W	7-3
Apr. 14	at Arizona*	L	4-2
Apr. 18	at (1) UCLA*	L	8-7
Apr. 19	at (1) UCLA*	W	4-1
Apr. 20	at (1) UCLA*	L	6-1
Apr. 23	Sacramento State	W	12-4
Apr. 26	Oregon*	W	8-7
Apr. 27	Oregon*	W	10-5
Apr. 28	Oregon*	L	12-4
Apr. 29	BYU	W	3-2
May 3	at Utah*	W	8-4
May 4	at Utah*	W	6-4
May 5	at Utah*	W	13-6
May 7	at San Francisco	W	10-5
May 10	Stanford*	L	10-7
May 11	Stanford*	W	18-2
May 12	Stanford*	L	5-2
May 17	Arizona State*	L	6-5
May 19	Arizona State* - 1	W	3-2
May 20	Arizona State* - 2		Cancelled
May 23	at Washington*	W	18-8
May 24	at Washington*	W	4-3
May 25	at Washington		Cancelled
May 31	TCU +	L	13-2
June 1	Central Connecticut St. +	L	7-4

^ Angels College Classic
* Pac-12 game
+ NCAA Fayetteville Regional (Fayetteville, Ark.)

2020
5-11 (0-0 PAC-12)

DATE	OPPONENT		RESULT
Feb. 14	at Long Beach State	L	2-3 (13)
Feb. 15	at Long Beach State	L	0-4
Feb. 16	at Long Beach State	W	7-5
Feb. 17	at UC Santa Barbara	L	7-17
Feb. 21	St. John's	L	6-10
Feb. 22	St. John's	L	1-3
Feb. 23	St. John's	W	11-7
Feb. 25	Stanford	W	8-4
Feb. 28	at #21 TCU	L	4-5
Feb. 29	at #21 TCU	L	0-3
Mar. 1	at #21 TCU	L	1-6
Mar. 4	#10 Michigan	L	0-5
Mar. 6	San Francisco	L	1-4
Mar. 7	at San Francisco	W	6-1
Mar. 8	San Francisco	L	3-8 (10)
Mar. 10	San Jose State	W	9-8
Mar. 13	at Washington State *		Canceled
Mar. 14	at Washington State *		Canceled
Mar. 15	at Washington State *		Canceled
Mar. 21	at Stanford *		Canceled
Mar. 22	at Stanford *		Canceled
Mar. 23	at Stanford *		Canceled
Mar. 27	Oregon State *		Canceled
Mar. 28	Oregon State *		Canceled
Mar. 29	Oregon State *		Canceled
Apr. 1	UC Santa Barbara		Canceled
Apr. 3	Utah *		Canceled
Apr. 4	Utah *		Canceled
Apr. 5	Utah *		Canceled
Apr. 9	at Arizona State *		Canceled
Apr. 10	at Arizona State *		Canceled
Apr. 11	at Arizona State *		Canceled
Apr. 13	Sacramento State		Canceled
Apr. 17	Washington *		Canceled
Apr. 18	Washington *		Canceled
Apr. 19	Washington *		Canceled
Apr. 21	Saint Mary's		Canceled
Apr. 24	at USC *		Canceled
Apr. 25	at USC *		Canceled
Apr. 26	at USC *		Canceled
May 1	Arizona *		Canceled
May 2	Arizona *		Canceled
May 3	Arizona *		Canceled
May 5	at Saint Mary's		Canceled
May 8	at Gonzaga		Canceled
May 9	at Gonzaga (DH)		Canceled
May 9	at Gonzaga (DH)		Canceled
May 15	UCLA *		Canceled
May 16	UCLA *		Canceled
May 17	UCLA *		Canceled
May 21	at Oregon *		Canceled
May 22	at Oregon *		Canceled
May 23	at Oregon *		Canceled

**** 2020 season shorted due to COVID-19 pandemic

RECORDS: COACHING RECORDS

ALL-TIME WINS

RK.	COACH (YEARS)	RECORD
1.	Bob Milano (1978-1999)	688-644-4
2.	Clint Evans (1930-1954)	547-256
3.	David Esquer (2000-2017)	525-467-2
4.	George Wolfman (1955-1973)	484-335
5.	Carl Zamloch (1916-1917, 1919-1929)	146-93-7
6.	Jackie Jensen (1974-1977)	109-95
7.	Mike Neu (2018-present)	69-53
8.	Jimmy Schaeffer (1911-1915)	39-21-2
9.	Bob McCarthey (1907-1908)	10-11
10.	Clair Goodwin (1918)	4-1
11.	W. Z. Zeb Smith (1909-1910)	3-3
T12.	Joseph Corbett (1899)	2-0
T12.	George Van Haltern (1900)	2-1
T12.	Cohen (1887)	2-1
15.	Smith Cochran (1898)	1-2
* (1882-1886, 1901-1906)		11-14

WINNING PERCENTAGE (50-GAME MINIMUM)

RK.	COACH (YEARS)	RECORD (WINNING %)
1.	Clint Evans (1930-1954)	547-256 (.681)
2.	Jimmy Schaeffer (1911-1915)	39-21-2 (.645)
3.	Carl Zamloch (1916-1917, 1919-1929)	146-93-7 (.608)
4.	George Wolfman (1955-1973)	484-335 (.591)
5.	Mike Neu (2018-present)	69-53 (.565)
6.	Jackie Jensen (1974-1977)	109-95 (.534)
7.	David Esquer (2000-2017)	525-467-2 (.529)
8.	Bob Milano (1978-1999)	688-644-4 (.516)

UNQUALIFIED (LESS THAN 50 GAMES)

COACH (YEARS)	RECORD (WINNING %)
Joseph Corbett (1899)	2-0 (1.000)
Clair Goodwin (1918)	4-1 (.800)
George Van Haltern (1900)	2-1 (.667)
Cohen (1887)	2-1 (.667)
W. Z. Zeb Smith (1909-1910)	3-3 (.500)
Bob McCarthey (1907-1908)	10-11 (.476)
Smith Cochran (1898)	1-2 (.333)
* (1882-1886, 1901-1906)	11-14 (.440)

TENURE

RK.	COACH (YEARS)	NO. OF SEASONS
1.	Clint Evans (1930-1954)	24
2.	Bob Milano (1978-1999)	22
3.	George Wolfman (1955-1973)	19
4.	David Esquer (2000-2017)	18
5.	Carl Zamloch (1916-1917, 1919-1929)	13
6.	Jimmy Schaeffer (1911-1915)	5
7.	Jackie Jensen (1974-1977)	4
8.	Mike Neu (2018-present)	3
T9.	W. Z. Zeb Smith (1909-1910)	2
T9.	Bob McCarthey (1907-1908)	2
T11.	Joseph Corbett (1899)	1
T11.	Clair Goodwin (1918)	1
T11.	George Van Haltern (1900)	1
T11.	Smith Cochran (1898)	1
T11.	Cohen (1887)	1
* Unknown coach/coaches		1882-1886, 1901-1906

* COACH/COACHES UNKNOWN

BOB MILANO (RIGHT) AT 1992 COLLEGE WORLD SERIES / COURTESY: CAL ATHLETICS