

CaliforniaTM



2017 FOOTBALL RECORD BOOK

TABLE OF CONTENTS

Media Info.....	1
2016 Year In Review	10
Records	40
History	67
This Is Cal	117



CALIFORNIA FOOTBALL NOTES

• First-year head coach Justin Wilcox was hired on January 14 after having served the previous 11 seasons as an FBS defensive coordinator. Over his 16 seasons in collegiate coaching, which began as a graduate assistant at Boise State in 2001, Wilcox has helped teams to 14 bowl games and compiled an all-time record of 150-58 as an assistant coach.

• Cal's offensive coordinator Beau Baldwin and defensive coordinator Beau Baldwin both have head coaching experience. Baldwin spent the last 10 seasons as a head collegiate coach including the previous nine campaigns at Eastern Washington (2008-16) after his first head coaching job at Central Washington in 2007. DeRuyter was the head coach at Fresno State for the last four-plus campaigns where he won at least a share of a conference title in each of his first three. Cal's defensive line Jerry Azzinaro also has one season of head coaching experience at Western New England in 1986.

• Several Cal players are on 2017 preseason watch lists for national honors including Matt Anderson (Lou Groza Collegiate Place-kicker Award), Steven Coutts (Ray Guy Award), Raymond Davison (Allstate AFCA Good Works Team®, Wuerffel Trophy), Ray Hudson (John Mackey Award), James Looney (Bronko Nagurski Trophy), Addison Ooms (Rimington Trophy), Demetris Robertson (Biletnikoff Award), Tre Watson (Doak Walker Award, Paul Hornung Award).

• Demetris Robertson was a Freshman All-American in 2016 when he had 50 receptions for 767 yards receiving and seven touchdown catches. Robertson broke Keenan Allen's school record for receptions and DeSean Jackson's for yards receiving while equaling Jackson's seven touchdown catches.

• Cal will have a new starter at quarterback in 2017. Chase Forrest and Ross Bowers split the majority of first-team reps during spring practices after being listed as co-backups on the 2016 depth chart. Forrest, who also spent the 2015 season second on the quarterback depth chart behind Jared Goff, completed 10-of-17 passes for 162 yards and one touchdown while appearing in three games that year but did not play in 2016. Bowers was an early enrollee at Cal in January of 2015 and redshirted that season as a true freshman. He made his Cal debut in the 2016 finale against UCLA but did not attempt a pass while rushing once for two yards.

• Cal returns seven of its top eight rushers from 2016 including Doak Walker candidate Tre Watson, who is the team's leading returning rusher after compiling 709 yards and four scores on the ground on 143 carries last season. Watson is also Cal's active career leader in all-purpose yards (2316), rushing yards (1307), kick return yards (657), total offense (1307) and total touchdowns (13).

• Cal returns Cal the tight end position to the offense for the first time since 2012 when it was last formally utilized as a position and listed on the official depth chart. Ray Hudson will start the season

on the watch list for the John Mackey Award honoring the nation's most outstanding tight end after playing in 34 games over the last three seasons at Cal as an inside receiver after being recruited as a tight end. Other tight ends listed on the roster in addition to Hudson are Jake Ashton, Matt Laris, Collin Moore, Ben Moos, Gavin Reinwald, Jacob Tonges and Kyle Wells. Malik McMorris and Justin Norbeck are listed as fullbacks but are also expected to have some responsibilities associated with the position.

• Matt Anderson is Cal's active career leader in scoring with 221 points to rank 10th on the school's all-time list and within 67 points of all-time leader Doug Brien's 288 points. Anderson heads into the 2017 campaign have made 40-of-47 (85.1%) field goal attempts as well as 101-of-103 (98.1%) extra-point tries with the field goals 16 shy of Brien's record 56, the extra points 57 shy of Tom Schneider's 158 and the extra-point attempts 58 shy of Schneider's 161. Anderson was a semifinalist in 2016 for the Lou Groza Collegiate Place-kicker Award when he established Cal's modern-era single-season record for points with 117 to rank second all-time while equaling the school's all-time single-season mark for field goals made (22).

• Cal registered its best-ever four-year Academic Progress Rate (APR) score in the most recent release of the data in May of 2017, which accounted for football student-athletes on rosters between the 2012-13 and 2015-16 academic years. Cal's one-year APR score of 991 for the most recent season measured for the 2015-16 academic year was the second-highest in the Pac-12.

• Cal returns its starting placekicker in Matt Anderson, who took over the job as a 2015 sophomore and responded by leading the team in scoring with 104 points to tie for the third-most in school history, making 18-of-21 field goal attempts to rank tied for third in the Pac-12 and tied for 10th nationally in field goal percentage (85.7%) while adding 50-of-52 PAT tries. He finished the season on a tear by making each of his last 10 field goal attempts and 15 of his final 16. Anderson was also a first-team Pac-12 All-Academic choice as a sophomore and has earned the Golden Bear Achievement Award from the Athletic Study Center at the Student-Athlete Academic Honors Luncheon for being the Cal football player with the highest cumulative GPA for each of his first three seasons at Cal from 2013-15.

• Cal has 12 players scheduled to return on defense in 2017 with starting experience that combined to make 94 starts in 2016, which is up a combined 29 starts from the team's experience level at the beginning of the 2015 campaign. The group includes five players that started all 12 contests in 2016 in Raymond Davison, Devante Downs, Marloshaw Franklin Jr., James Looney and Cameron Saffle. A total of 15 returning defensive players have combined for 150 career starts led by James Looney (23), Devante Downs (22) and Tony Mekari (21).



QUICK FACTS

UNIVERSITY INFORMATION

Location Berkeley, CA 94720
 Founded 1868
 Enrollment 40,173
 Chancellor Carol Christ
 Faculty Representative Bob Jacobsen

ATHLETICS INFORMATION

Director of Intercollegiate Athletics Michael Williams
 Senior Associate AD, COO Chris Pezman
 Colors Blue and Gold
 Conference Pac-12
 Nickname Golden Bears
 Facebook CalAthletics
 Instagram CalAthletics
 Snapchat CalAthletics
 Twitter CalAthletics
 Website CalBears.com
 Mascot Oski

FOOTBALL INFORMATION

Address 2227 Piedmont Avenue, Berkeley, CA 94720
 Phone 510-642-3851
 Fax 510-643-9336
 Facebook CalAthletics
 Instagram CalFB
 Snapchat CalFB
 Twitter CalFB/CalRecruiting
 Stadium California Memorial Stadium
 Capacity 62,467
 Surface FieldTurf
 2016 Record 5-7
 2016 Pac-12 Record (Finish) 3-6 (T4th, North)
 2016 Postseason None
 Last Postseason (2015) Lockheed Martin Armed Forces Bowl
 (Cal 55, Air Force 36)
 2016 Final Ranking None
 Players with 2016 Starting Experience Returning
 Players/GP/Starts 24/260/173
 Offense 10/102/55
 Defense 12/134/94
 Specialists 2/24/24
 Players/Letterwinners Returning 78/52
 Offense 35/23
 Defense 38/27
 Specialists 5/2

Active Players/Career GP/Career Starts 60/855/260
 Offense 25/335/61
 Defense 33/470/150
 Specialists 2/50/49
 Newcomers 33
 Offense 18
 Defense 11
 Specialists 4
 Players with 2016 Starting Exp. Lost
 Players/Career GP/Career Starts 15/167/127
 Offense 10/105/77
 Defense 4/48/38
 Specialists 1/12/12
 Players/Letterwinners Lost 36/24
 Offense 22/12
 Defense 11/10
 Specialists 3/2

COACHING STAFF

Head Coach Justin Wilcox
 Alma Mater, Year Oregon, 1999
 Overall/Cal Record (Seasons) 0-0 (1st)
 Offensive Coordinator/RB/Asst. HC... Beau Baldwin
 Defensive Coordinator/ILB Tim DeRuyter
 Defensive Backs Gerald Alexander
 Defensive Line Jerry Azzinaro
 Wide Receivers Nicholas Edwards
 Offensive Line Steve Greatwood
 Special Teams Coordinator/TE Charlie Ragle
 PG Coord/QB/Rec Coord Marques Tuiasosopo
 Outside Linebackers Tony Tuioti
 Head Strength & Conditioning Torre Becton
 *All coaches in first season at Cal

FOOTBALL SUPPORT STAFF

Learning Specialist Kris Arden
 Quality Control, Defense Desmond Bishop
 Recruiting & Eligibility Assistant Abby Bradbury
 Assistant Strength & Conditioning Coach Cory Castro
 Dir. of Career Development/Alumni Relations Ron Coccimiglio
 Assistant Strength & Conditioning Coach Cheryl Cox
 Director of Football Technology Matt Fox
 Academic Advisor Aaron Giacosa
 Student-Athlete Development Advisor Tarik Glenn
 Quality Control, Offense Ramsen Golpashin

Sports Nutritionist Kirsten Graves
 Administration Operations Manager Denis Hallin
 Learning Specialist Coordinator Christine Ho
 Assistant Athletic Trainer Katie Hughes, MS ATC
 Head Team Physician Lindsay Huston, MD
 Assistant Athletic Trainer Kristy Illg, PT ATC
 Assistant Strength & Conditioning Coach Markus James
 Team Chaplain Kevin Knox
 Head Athletic Trainer Brendan Lambert
 Equipment Assistant Kirk Lewis
 Head Equipment Manager Dan Mathiesen
 Graduate Assistant, Defense Matt McFadden
 Asst. AD, Dir. of Football Ops Andrew McGraw
 Football Operations Assistant Norman Mo
 Asst. Director of Football Technology Mike Montgomery
 Assistant Athletic Trainer John Mucovich
 Director of Player Personnel Cory Nicol
 Director of Player Development Kevin Parker
 Graduate Assistant, Offense Casey Petree
 Assistant Strength & Conditioning Coach Adam Potts
 Quality Control, Special Teams Miguel Reveles
 Executive Asst. To Head Coach Debbie Schram
 Graduate Assistant, Defense Hayden Schuh
 Learning Specialist Daniel Thomas
 Football Operations Assistant Bud Turner
 Director of Recruiting Henry Weinberger

ATHLETIC COMMUNICATIONS

Associate Director of Athletic Communications
 (Lead FB Contact) Kyle McRae
 Phone 510-219-9340
 Email mcrake@berkeley.edu
 Twitter @KyleMcraeCal
 Assistant Director of Athletic Communications
 (Secondary FB Contact) Tim Miguel
 Phone 510-326-9761
 Email tmiguel@berkeley.edu
 Assistant AD/Athletic Communications
 (Football Credentials) Herb Benenson
 Phone 510-334-0791
 Email benenson@berkeley.edu
 Athletic Communications Assistant
 Jason Brown
 Phone (863) 712-1869
 Email jasonjbrown13@gmail.com

2016 RESULTS

Date	Opponent (TV)	Result
Aug. 27	Hawai'i (ESPN)^	W, 51-31
Sept. 10	at San Diego State (CBSSN)	L, 40-45
Sept. 17	Texas (ESPN)	W, 50-43
Sept. 24	at Arizona State (ESPN2)*	L, 41-51
Oct. 1	Utah (P12N)*#	W, 28-23
Oct. 8	at Oregon State (P12N)*	L, 44-47 (OT)
Oct. 21	Oregon (ESPN)*	W, 52-49 (2OT)
Oct. 27	at USC (ESPN)*	L, 24-45
Nov. 5	Washington (ESPN)*	L, 27-66
Nov. 12	Washington State (ESPN)*	L, 21-56
Nov. 19	Stanford (P12N)*	L, 31-45
Nov. 26	UCLA (ESPN2)*	W, 36-10

Home Games In Bold At California Memorial Stadium, Berkeley, Calif.; *Pac-12 Game; ^College Football Sydney Cup At ANZ Stadium, Sydney, Australia; #Homecoming; %Joe Roth Game/Senior Day; Rankings At Time Of Game (College Football Playoff Rankings/AP Top 25/Amway Coaches Poll Nov. 5 And After; AP Top 25/Amway Coaches Poll before Nov. 5)

2017 SCHEDULE

Day, Date	Opponent (TV)	Location (Non-Cal Stadiums)	Time
Sat., Sept. 2	at North Carolina (ACCN/WATCHESPN)	Chapel Hill, NC (Kenan Memorial Stadium)	
Sat., Sept. 9	Weber State (P12BA)	Berkeley, CA	12:20 pm ET/9:20 am PT 2 pm
Sat., Sept. 16	Ole Miss (ESPN)	Berkeley, CA	7:30 pm
Sat., Sept. 23	USC (TBA)*&	Berkeley, CA	TBA
Sat., Sept. 30	at Oregon (TBA)*	Eugene, OR (Autzen Stadium)	TBA
Sat., Oct. 7	at Washington (TBA)*	Seattle, WA (Husky Stadium)	TBA
Fri., Oct. 13	Washington State (ESPN)*	Berkeley, CA	7:30 pm
Sat., Oct. 21	Arizona (TBA)*#	Berkeley, CA	TBA
Sat., Oct. 28	at Colorado (TBA)*	Boulder, CO (Folsom Field)	TBA
Sat., Nov. 4	Oregon State (TBA)^	Berkeley, CA	TBA
Sat., Nov. 18	at Stanford (TBA)*	Stanford, CA	TBA
Fri., Nov. 24	at UCLA (FS1/FOX Deportes)*	Pasadena, CA	7:30 pm
Fri., Dec. 1	Pac-12 Championship Game** (ESPN)	Santa Clara, CA (Levi's® Stadium)	TBA

Home Games In Bold At California Memorial Stadium, Berkeley, CA | *Pac-12 Game | &Joe Roth Game | #Homecoming | ^Senior Day | **Pac-12 Championship At Levi's® Stadium, Santa Clara, CA | All Times Pacific Unless Noted | Visit CalBears.com And Follow Cal Athletics Social Media Channels For The Latest On Kickoff Times And Television Information | Listen Live To All Games On KGO 810 AM, The Cal Sports Network Powered By Learfield, Sirius XM Satellite Radio And CalBears.com Via TuneIn

PERSONNEL SUMMARY

PLAYERS WITH 2016 STARTING EXPERIENCE RETURNING (24 PLAYERS/260 GP/173 STARTS)

POS NAME (GP/Starts)

OFFENSE (10 Players/102 Games Played/55 Starts) – TE Ray Hudson (11/7), FB Malik McMorris (12/4), OL Patrick Mekari (8/4), WR Kanawai Noa (3/1), OL Addison Ooms (12/12), WR Demetris Robertson (11/11), WR Melquise Stovall (10/7), WR Jordan Veasy (12/3), RB Tre Watson (12/5), WR Vic Wharton III (11/1)

DEFENSE (12 Players/134 Games Played/94 Starts) – CB Darius Allensworth (6/6), CB Ashtyn Davis (12/3), ILB Raymond Davison (12/12), ILB Devante Downs (12/12), CB Josh Drayden (10/2), CB Marloshaw Franklin Jr. (12/12), S Jaylinn Hawkins (12/3), DE James Looney (12/12), NG Tony Mekari (12/10), CB Chibuzo Nwokocha (9/1), S Evan Rambo (4/3), S Luke Rubenzer (9/6), OLB Cameron Saffle (12/12)

SPECIALISTS (2 Players/24 Games Played/24 Starts) – *PK Matt Anderson (12/12), *P Dylan Klumph (12/12)

**Not credited with a start in official stats but were Cal's starters at respective positions in each of 12 games*

PLAYERS/LETTERWINNERS RETURNING (78/52)

POS NAME

OFFENSE (35/23) – WR Jake Ashton, WR Greyson Bankhead, OL Henry Bazakas, **OL Kamryn Bennett, *QB Ross Bowers, RB Derrick Clark, OL Jake Curhan, *WR Jordan Duncan, RB Zion Echols, ***RB Vic Enwere, **QB Chase Forrest, OL Ryan Gibson, **FB Fabiano Hale, **OL J.D. Hinnant, ***TE Ray Hudson, *RB Patrick Laird, TE Matt Laris, *RB Billy McCrary, **FB Malik McMorris, **OL Patrick Mekari, *WR Alex Netherda, *WR Kanawai Noa, TE Justin Norbeck, **OL Addison Ooms, WR Chas Peterson, OL Tanner Prenovost, *WR Demetris Robertson, *WR Matt Rockett, *WR Brandon Singleton, *WR Melquise Stovall, **OL Semisi Uluave, *WR Jordan Veasy, ***RB Tre Watson, TE Kyle Wells, *WR Vic Wharton III

DEFENSE (38/27) – NG Hunter Abel, ***CB Darius Allensworth, *S Jacob Anderson, ***ILB Hamilton Anoa'i, *CB Traveon Beck, *DE Rusty Becker, *NG Luc Bequette, *S Derron Brown, OLB Drew Bryant, CB Camryn Bynum, *CB Ashtyn Davis, ***ILB Raymond Davison, ***ILB Devante Downs, *CB Josh Drayden, CB/S Nygel Edmonds, *CB Marloshaw Franklin Jr., LB Cameron Goode, **S De'Zhon Grace, *S Jaylinn Hawkins, *OLB Trevor Howard, *DE Zeandae Johnson, *ILB Jordan Kunaszyk, **DE James Looney, ***NG Tony Mekari, *CB Chibuzo Nwokocha, ILB David Ortega Jr., S Malik Psalms, *S Evan Rambo, ***S Luke Rubenzer, *OLB Cameron Saffle, S Quentin Tartabull, *ILB Aisea Tongilava, **S Tre Turner, OLB Russell Ude, DE Chinedu Udeogu, S Ricky Walker III, *OLB Evan Weaver, ***OLB Noah Westerfield

SPECIALISTS (5/2) – **PK Matt Anderson, LS Garrett Frum, LS Grant Gluhaich, *P Dylan Klumph, PK Gabe Siemieniec

2017 NEWCOMERS (33)

POS NAME

OFFENSE (18) – OL Jack Beeman, WR Parker Cardwell, OL Valentino Daltoso, QB Chase Garbers, WR Taariq Johnson, OL Daniel Juarez, WR Michael King, QB Brandon McIlwain, TE Collin Moore, TE Ben Moos, WR Erik Phillip, OL Poutasi Poutasi, OL Arwin Rahmatpanah, TE Gavin Reinwald, OL Matt Robinson, OL Michael Saffell, TE Jacob Tonges, RB Biaggio Ali Walsh

DEFENSE (11) – LB Connor Brazeel, ILB Gerran Brown, DE Gabe Cherry, NG Siulagisipai Fuimaono, OLB Alex Funches, ILB Kyle Harmon, CB Elijah Hicks, LB Tim Newman, S Daniel Scott, CB Branden Smith, CB Bryce Turner

SPECIALISTS (4) – P Steven Coutts, LS Daniel Etter, PK Chris Landgrebe, LS Alonso Vera

PLAYERS WITH 2016 STARTING EXPERIENCE LOST (15 PLAYERS/165 GP/127 STARTS IN 2016)

POS NAME (2016 GP/Starts)

OFFENSE (10 Players/105 Games Played/77 Starts In 2016) – OL Chris Borrayo (11/11), OL Aaron Cochran (11/10), WR Chad Hansen (10/9), OL Steven Moore (11/11), RB Khalfani Muhammad (11/6), WR Bug Rivera (12/5), OL Jeremiah Stuckey (5/3), OL Dwayne Wallace (12/9), QB Davis Webb (12/12), WR Patrick Worstell (10/1)

DEFENSE (4 Players/48 Games Played/38 Starts In 2016) – DL Marcus Manley (12/2), S Khari Vanderbilt (12/12), NB Cameron Walker (12/12), DE DeVante Wilson (12/12)

SPECIALISTS (1 Player/12 Games Played/12 Starts In 2016) – *KO Noah Beito (12)

Note: Number of starts in parenthesis

**Not credited with a start in official stats but was Cal's starter at position in each of 12 games*

PLAYERS/LETTERWINNERS LOST (36/24)

POS NAME

OFFENSE (22/12) – ***WR Jack Austin, ****OL Chris Borrayo, **OL Aaron Cochran, WR Justin Dunn, QB Max Gilliam, **OL Dominic Granado, WR Logan Gamble, **WR Chad Hansen, **OL Vincent Johnson, TE/FB Frank Kapp, WR Drew Kobayashi, WR Eric Locklin, ****OL Steven Moore, ****RB Khalfani Muhammad, OL Deion Oliver, OL Benji Palu, **WR Bug Rivera, OL Jeremiah Stuckey, QB Victor Viramontes, *OL Dwayne Wallace, *QB Davis Webb, ***WR Patrick Worstell

DEFENSE (11/10) – *CB Antoine Albert, *LB Joe Castignani, *LB Kaodi Dike, DE Kennedy Emesibe, *S David Garner, *S A.J. Greathouse, ***DT Marcus Manley, **S Khari Vanderbilt, ****NB Cameron Walker, **DE DeVante Wilson, *DT Chris Yaghi

SPECIALISTS (3/2) – **PK/P Noah Beito, PK Franklyn Cervenka, **LS Bradley Northnagel

**letterwinner refers to any letter for any season, not only 2016; each asterisk equals one letter; player listed at primary position for 2016*

ACTIVE PLAYERS CAREER GAMES PLAYED/STARTS

Players/Career GP/Career Starts
Total (60/855/260)

Offense (25/335/61)

Pos	Name	GP/GS
WR	Jake Ashton	2/0
OL	Kamryn Bennett	6/0
QB	Ross Bowers	1/0
WR	Jordan Duncan	11/0
RB	Vic Enwere	31/3
QB	Chase Forrest	3/0
FB	Fabiano Hale	13/0
OL	J.D. Hinnant	12/0
TE	Raymond Hudson	34/9
RB	Patrick Laird	17/0
RB	Billy McCrary	11/0
FB	Malik McMorris	25/4
OL	Patrick Mekari	14/4
WR	Alex Netherda	9/0
WR	Kanawai Noa	16/1
OL	Addison Ooms	15/12
WR	Demetris Robertson	12/11
WR	Matt Rockett	21/0
WR	Brandon Singleton	12/0
WR	Melquise Stovall	10/7

OL	Semisi Uluave	8/0
WR	Jordan Veasy	12/3
RB	Tre Watson	35/6
TE	Kyle Wells	5/0
WR	Vic Wharton III	11/1

Defense (33/470/150)

Pos	Name	GP/GS
CB	Darius Allensworth	31/19
S	Jacob Anderson	10/0
ILB	Hamilton Anoa'i	27/0
CB	Traveon Beck	8/0
DE	Rusty Becker	4/0
NG	Luc Bequette	4/0
S	Derron Brown	12/0
CB	Ashtyn Davis	12/3
ILB	Raymond Davison	35/16
ILB	Devante Downs	33/22
CB	Josh Drayden	10/2
CB	Marloshaw Franklin Jr.	12/12
S	De'Zhon Grace	8/0
S	Jaylinn Hawkins	12/3
OLB	Trevor Howard	3/0
DE	Zeandae Johnson	11/0
ILB	Jordan Kunaszyk	12/0

DE	James Looney	23/23
NG	Tony Mekari	36/21
CB	Chibuzo Nwokocha	9/1
NG	Chris Palmer	6/0
S	Malik Psalms	12/0
S	Evan Rambo	15/3
S	Luke Rubenzer	32/7
OLB	Cameron Saffle	20/12
S	Quentin Tartabull	5/0
ILB	Aisea Tongilava	11/1
S	Trey Turner	19/0
OLB	Russ Ude	1/0
OLB	Evan Weaver	11/0
DE	Noah Westerfield	26/5

Specialists (2/50/49)

Pos	Name	GP/GS
PK	Matt Anderson	38/37
P	Dylan Klumph	12/12

**player listed at primary position for 2017*



MEDIA INFORMATION

WELCOME TO CAL FOOTBALL

The 2017 University of California Football Information Guide is produced to provide information on the Golden Bears for those interested in learning more about the program. Media covering Cal football should review this section in detail to learn about Cal's policies and services. Additional information can be found online by visiting CalBears.com/media. Please contact a member of the Athletic Communications staff if you have any questions or concerns.

STADIUM LOCATION

California Memorial Stadium is located along Piedmont Avenue between Bancroft Way and Hearst Avenue on the University of California campus in Berkeley. The best way to get to the venue is to plan ahead and consider all transportation options available to you.

BY AUTOMOBILE

For GPS purposes, use 2227 Piedmont Avenue in Berkeley for the address. Media parking is detailed later on this page. More detailed information can also be found on the campus map at visitors.berkeley.edu.

PUBLIC TRANSPORTATION

Public transportation is highly recommended when visiting Berkeley. There are multiple options that lead directly to Memorial Stadium, including nearby BART stations. Visit bart.gov, actransit.org or 511.org for more information.

CALBEARS.COM/SOCIAL MEDIA

CalBears.com along with the Cal football Twitter (CalFB), Instagram (CalFB) and Snapchat (CalFB) social media accounts provide extensive coverage of Cal football.

The @CalFBNotes Twitter account provides news and notes for media, while Twitter, Facebook and Instagram accounts under CalAthletics offer coverage of Golden Bear football and all other Cal sports teams.

For an expanded list of social media accounts visit CalBears.com.

Fans can join in the conversation using the hashtags #GoBears and #CalFamily.

CalBears.com/gameday also features complete information for fans visiting California Memorial Stadium.

COLLEGEPRESSBOX.COM

The Pac-12 Conference and each of its members use CollegePressBox.com. The site contains a large amount of college football information available for download by media members. Contact Kyle McRae for more details, including a username and password for full media access to the site.

CREDENTIAL REQUESTS

All requests/questions for media, photo and parking credentials for 2017 Cal football home games should be made to Herb Benenson (510-334-0791, benenson@berkeley.edu) in the Cal Athletic Communications Office at 349 Haas Pavilion, University of California, Berkeley, CA 94720. Only media who cover the Golden Bears on a regular basis will be considered for season credentials. A lost season credential will result in that member of the media being moved to the single-game list.

All single-game requests should be made as far in advance as possible to help ensure space availability both in the press box and on the field. Requests for media covering a visiting team for a Cal home game should be made through the opposing school's football media relations contact. Credentials will be available for pick up at Media Will Call located in the third-floor lobby of the Simpson Center for Student-Athlete High Performance just outside Gate 5 on the day of the game unless other arrangements are made.

INTERNET ACCESS

Both wireless and ethernet connections are available in the press box and field-level photographer work area. Contact a member of the Cal Athletic Communications staff on the day of the game to obtain specific information for access.

MEDIA EMAIL LIST

Contact Kyle McRae to be placed on the Cal football media email list and receive relevant and updated Cal football media information.

MEDIA PARKING

The Underhill Garage located near the corner of Channing Way and College Avenue serves as the football gameday media parking location. Entrances are off either Channing Way or Haste Street, just west of College Avenue. The lot is about four blocks from California Memorial Stadium. Media can either take the short walk to Media Will Call at Gate 5 or use a media shuttle that begins three hours before game time. A media shuttle is also available postgame from the pregame dropoff point near Gate 5 to the Underhill Garage.

Parking passes cannot be left at will call on the day of the game and must be picked up or mailed in advance.

Television crews should order parking passes for their crews in advance by sending in the Special Event Parking Arrangements form found on the University of California website (pt.berkeley.edu). Request the Underhill Garage for football gamedays and the Witter Lot (just east of California Memorial Stadium) for set days.

On non-football gamedays, see the parking/public transportation options listed below. Parking in the vicinity is limited, and please be sure to read all signs at each parking location for further important information.

Stadium Parking Structure – Paid parking near the corner of Gayley Road (where Piedmont Avenue becomes Gayley Road) and Stadium Rim Way just north of the stadium.

Street Parking – Paid and two-hour free parking may be available on streets near the stadium.

Witter Lot – Paid parking near the corner of Centennial Drive and Stadium Rim Way just east of the stadium.

Lower Sproul Garage – Paid parking on north side of Bancroft Way between Telegraph Avenue and Dana Street.

Recreational Sports Facility Garage – Paid parking on north side of Bancroft Way between Dana Street and Ellsworth Street.

Underhill Garage – Paid parking located on corner of Channing Way and College Avenue.

Public Transportation – Public transportation is highly recommended when visiting California Memorial Stadium. There are multiple public transportation options. Visit bart.gov, actransit.org or 511.org for more information.

More Information – For more information on directions, parking and transportation options, visit the UC Berkeley Parking and Transportation website at pt.berkeley.edu.

MEDIA WILL CALL

Media Will Call is located at Gate 5 of California Memorial Stadium. It opens four hours before kickoff and remains open through the end of the first quarter. Identification is required to pick up credentials or tickets. Parking passes cannot be left at will call.

Media who arrive after the end of the first quarter should call the press box at (510) 642-3098 or an athletic communications football contact to obtain their credentials.

PHOTOGRAPHERS/VIDEOGRAPHERS

Field photographers/videographers must wear a photo vest at all times, in addition to a photo credential. Photo credentials are not distributed in advance and must be picked up on the day of the game at Media Will Call located at Gate 5 at California Memorial Stadium. Photo vests are distributed at media will call and should be returned following use to the receptacle on the field behind the visitor (west) bench and near the entrance to the photographers work room.

NCAA rules limit shooting to outside the restraining line enclosing the playing field and outside the 25-yard lines (team area).

In addition, photographers and videographers are welcome to use the photo deck located on level six of the Peter E. Haas Press Box and have access to work from the main press area on level seven.

PHOTOGRAPHERS WORK ROOM

A photographer work room is available at field level at California Memorial Stadium (west side at approximately the 20-yard line on the north end of the field). Power and internet access are available, as well as limited desk space on a first-come, first-served basis. Additional photographer work stations are available in the Peter E. Haas Press Box on level seven. Pregame meals and drinks for photographers and videographers are available on the south end of the media level of the press box on level seven.

PHOTOS

Requests for photos can be made through the Athletic Communications Office. Fans can also purchase images of all 30 teams through Cal's official photographer by visiting klcfotos.com.

PLAYER/COACH/STAFF INTERVIEWS

All player, coach and staff interviews must be coordinated through Kyle McRae in the Cal Athletic Communications Office (510-219-9340, mcrake@berkeley.edu).

MEDIA INFORMATION

POSTGAME INTERVIEWS

Cal football conducts postgame interviews in the Tahir Family Team Theater inside the Simpson Center for Student-Athlete High Performance. Members of the Athletic Communications staff will lead media to the interview area at the conclusion of each game.

Cal head coach Justin Wilcox as well as players and coaches requested by media members will be present to answer questions. Visiting team interviews will be in the media interview room just outside the visiting team locker room on level 1 of the stadium. Contact a member of the visiting team's athletic communications staff for postgame interview policies.

PRACTICE MEDIA COVERAGE

Cal is scheduled to practice at California Memorial Stadium throughout the 2017 season, typically from Monday-Thursday. The practice schedule is subject to change. Contact Kyle McRae for a specific schedule and policies regarding non-gameday coverage of the team that is normally distributed each Sunday.

PRESS BOX

The media level of the Peter E. Haas Press Box at California Memorial Stadium is on the seventh floor and can be accessed via elevator No. 1 adjacent to Media Will Call. The area is equipped with desk space, electrical outlets and internet access. Final statistical game books, as well as postgame notes, quotes and other relevant media materials will be distributed. The photo deck is on level six.

PRO SCOUTS

Professional football teams wanting to scout games at California Memorial Stadium should contact Herb Benenson for credentials (benenson@berkeley.edu).

TELEPHONE LINES

Telephone lines at California Memorial Stadium, both in the press box and inside the TV compound, must be requested at least one week in advance through Herb Benenson (benenson@berkeley.edu).

VIDEO FEEDS

Video highlights of Cal football games are available via the Pac-12 Conference satellite feed. For more information, contact the Pac-12 office at (415) 580-4200.

VISITING RADIO PHONE LINES

ISDN and dial lines, as well as dry pairs to the visiting team locker room and visiting team interview room, are available for complimentary use for the official visiting team radio network. All other requests for phone lines should be directed to Herb Benenson (benenson@berkeley.edu).

ATHLETIC COMMUNICATIONS CONTACTS

KYLE McRAE

Associate Director (Primary Football Contact)
Phone: (510) 219-9340
Email: mcrae@berkeley.edu
Twitter: @KyleMcRaeCal

TIM MIGUEL

Assistant Director (Secondary Football Contact)
Phone: (510) 326-9761
Email: tmiguel@berkeley.edu

HERB BENENSON

Assistant AD for Athletic Communications
 Gameday Credentials & Parking
Phone: (510) 334-0791
Email: benenson@berkeley.edu

JASON BROWN

Assistant
 Athletic Communications
Phone: (863) 712-1869
Email: jasonjbrown@gmail.com

ATHLETIC COMMUNICATIONS STAFF



HERB BENENSON
 Assistant AD



KYLE McRAE
 Associate Director



M.C. BARRETT
 Assistant Director



DEAN CAPARAZ
 Assistant Director




BEN ENOS
 Assistant Director



AKILAH LASTER
 Assistant Director



ANTON MALKO
 Assistant Director



TIM MIGUEL
 Assistant Director



JONATHAN OKANES
 Assistant Director



MARA RUDOLPH
 Assistant Director



CALIFORNIA FOOTBALL MEDIA OUTLETS

PRINT/INTERNET

Associated Press, San Francisco

Web: ap.org
Phone: (415) 495-1708
Twitter: @ap
Beat: Josh Dubow
Phone: (510) 703-0241
Email: jdubow@ap.org
Twitter: @joshdubowap
Beat: Janie McCauley
Phone: (415) 377-5625
Email: jmccauley@ap.org
Twitter: @JanieMcCAP

Bay Area News Group/San Jose Mercury News/East Bay Times

Web: mercurynews.com, eastbaytimes.com
Twitter: @EastBayTimes, @mercnews
Executive Sports Editor: Bud Geracie
Phone: (408) 390-7522
Email: bgeracie@mercurynews.com
Twitter: @WakeupWeek
Assistant Sports Editor: Mike Lefkow
Phone: (925) 323-3695
Email: mlefkow@bayareanewsgroup.com
Twitter: @leftwich
Columnist: Jon Wilner
Phone: (408) 859-5268
Email: jwilner@mercurynews.com
Twitter: @wilnerhotline

Bear Insider

Web: bearinsider.com
Twitter: @BearInsider
Publisher: Greg Richardson
Phone: (650) 302-6957
Email: greg@pjvineyards.com
Writer: David Bush
Phone: (415) 999-9704
Email: dbush518@hotmail.com
Writer: Jim McGill
Phone: (925) 297-7132
Email: jmcgill@bearinsider.com
Twitter: @BearInsider_com

Bear Territory

Affiliated with Scout.com
Web: bearterritory.net
Publisher: Ryan Gorcey
Phone: (805) 217-2043
Email: rgorcey@gmail.com
Twitter: @RGBearTerritory

Daily Cal (Student)

Web: dailycal.org
Phone: (510) 548-8300 ext. 425
Twitter: @dailycal, @dailycalports
Sports Editor/Beat: Andrew Wild
Phone: (310) 493-0576
Email: awild@dailycal.org
Twitter: @andrewwild17
Beat: Vikram Muller
Phone: (310) 749-3309
Email: vmuller@dailycal.org
Twitter: @v_muller26
Beat: Austin Isaacsohn
Phone: (949) 735-6875
Email: aisaacsohn@dailycal.org
Twitter: @AustinIsaacsohn

ESPN

Web: espn.com
Writer: Kyle Bonagura
Phone: (925) 209-5633
Email: kbonagura@gmail.com
Twitter: @bonaguraESPN

Golden Bear Report

Affiliated with Rivals.com/Yahoo!Sports
Web: goldenbearreport.com
Twitter: @CalRivals
Editor: Trace Travers
Phone: (415) 250-9018
Email: tracetravers@gmail.com
Twitter: @tracetravers3
Writer: Nam Le
Phone: (415) 686-8853
Email: nam.t.le15@gmail.com
Twitter: @AGuyNamedNam

The Sacramento Bee

Web: sacbee.com
Twitter: @sacbee_news
Sports Editor: Tom Couzens
Phone: (916) 321-1097
Email: tcouzens@sacbee.com
Twitter: @tomcouzens

San Francisco Chronicle

Web: sfchronicle.com, sfgate.com
Twitter: @sfchronicle, @sfgate

Sports Editor: Al Saracevic
Phone: (415) 777-7928
Email: asaracevic@schronicle.com
Twitter: @AlSaracevic
Asst. Sports Editor, Colleges: Janny Hu
Phone: (415) 777-7201
Email: jhu@schronicle.com
Twitter: @janny_hu
Asst. Sports Editor: Mike Lerseth
Phone: (415) 777-7201
Email: mlerseth@schronicle.com
Twitter: @mikeLerseth
Beat: Rusty Simmons
Phone: (415) 216-8937
Email: rsimmons@schronicle.com
Twitter: @Rusty_SFChron
Columnist: Bruce Jenkins
Email: bjenkins@schronicle.com
Twitter: @Bruce_Jenkins1
Columnist: Ann Killion
Email: akillion@schronicle.com
Twitter: @annkillion
Columnist: Scott Ostler
Email: sostler@schronicle.com
Twitter: @scottostler

San Francisco Examiner

Web: sfexaminer.com
Twitter: @sfexaminer
Editor: Jacob C. Palmer
Phone: (415) 359-2729
Email: jpalmer@sfexaminer.com
Twitter: @jacobc_palmer
Columnist: Karl Buschek
Phone: (925) 323-2060
Email: kbuschek@sfexaminer.com
Twitter: @karlbuschek
Columnist: Art Spander
Phone: (510) 693-4496
Email: typoes@aol.com
Twitter: @artspander

The Press Democrat

Web: pressdemocrat.com
Phone: (707) 526-8500
Twitter: @NorthBayNews
Editor: James Barger
Email: james.barger@pressdemocrat.com
Columnist: Phil Barber
Email: skinnypost@rocketmail.com

The Record

Web: recordnet.com
Twitter: @StocktonRecord
Sports Editor: Bob Highfill
Phone: (209) 546-8282
Email: bhighfill@recordnet.com
Twitter: @BobHighfill

TV

Comcast SportsNet Bay Area/California

Web: csnbayarea.com
Phone: (415) 296-8900/(415) 615-4799
Twitter: @CSNAuthentic
Sports Anchor: Mindi Bach
Email: mbach@comcastsportsnet.com
Twitter: @MBachCSN
Sports Anchor: Brodie Brazil
Email: bbrazil@comcastsportsnet.com
Twitter: @brodiebrazil.com
Sports Anchor: Ahmed Fareed
Email: afareed@comcastsportsnet.com
Twitter: @AhmedFareedCSN
Sports Anchor: Dave Feldman
Email: dfeldman@comcastsportsnet.com
Twitter: @FeldyCSN
Sports Anchor: Kelli Johnson
Email: kejohnson@comcastsportsnet.com
Twitter: @kjohncsn
Sports Anchor: Jim Kozimor
Twitter: @CSNKoz
Email: jkozimor@comcastsportsnet.com
Sports Anchor: Greg Papa
Email: gpapa@comcastsportsnet.com

KGO-TV (ABC, Channel 7)

Web: abc7news.com
Twitter: @abc7newsbayarea
Executive Producer: Kerry Loring
Email: kerryloring@abc.com
Twitter: @kerryloring
Sports Anchor: Larry Beil
Phone: (415) 954-7505
Email: larry.beil@abc.com
Twitter: @larrybeilABC7
Sports Anchor: Mike Shumann
Phone: (415) 954-7508
Email: mikeshumann@abc.com
Twitter: @mikeshumann
Sports Reporter: Rick Quan
Phone: (510) 665-7891
Email: quanvideo@aol.com
Twitter: @quanvideo

KPIX-TV (CBS, Channel 5)

Web: cbs5.com
Twitter: @KPIXSports
Sports Director: Dennis O'Donnell
Phone: (415) 760-0178
Email: djodonnell@cbs.com
Twitter: @KPIXSPORTS
Sports Anchor: Vern Glenn
Phone: (415) 407-3197
Email: jvglen@cbs.com
Twitter: @vernglenn
KRON-TV (Ind., Channel 4)
Web: kron.com
Twitter: kron4news
Sports Director: Gary Radnich
Phone: (415) 561-8984
Email: jason@kron4.com
Twitter: @KRON4GRadnich

KTVU-TV (FOX, Channel 2)

Web: ktvu.com
Twitter: @KTVU
Sports Director: Mark Ibanez
Phone: (510) 874-0252
Email: mark.ibanez@ktvu.com
Twitter: @MarkIbanez2
Sports Anchor: Joe Fonzi
Phone: (510) 874-0523
Email: joe.fonzi@ktvu.com
Twitter: @JoeFonzi
Sports Anchor/Reporter: Scott Reiss
Phone: (510) 874-0164
Email: scott.reiss@foxtv.com
Twitter: @StanfordVoice
Sports Exec. Producer: Jason Appelbaum
Email: jason.appelbaum@foxtv.com
Twitter: @JasonAppelbaum1

KTVU-TV (NBC Bay Area, Channel 11)

Web: nbcbayarea.com
Twitter: @nbcbayarea
Sports Anchor: Colin Resch
Phone: (408) 828-0856
Email: colin.resch@nbcuni.com
Twitter: @colinresch

Pac-12 Networks

Web: pac-12.org
Twitter: @Pac12Network
Anchor: Nick Aliotti
Anchor: Nigel Burton
Phone: (775) 843-6050
Email: nburton008@gmail.com
Twitter: @CoachNBurton
Anchor: Curtis Conway
Twitter: @CurtisConway80
Anchor: Ashley Adamson
Phone: (617) 834-9060
Email: aadamson@pac-12.org
Twitter: @adamsonashley
Anchor: Mike Yam
Phone: (201) 314-4970
Email: myam@pac-12.org
Twitter: @Mike_Yam
Public Relations: Danielle Marchell
Email: dmarchell@pac-12.org
Twitter: @ddmarchell

RADIO

95.7 FM The Game (95.7 FM)

Web: 957thegame.com
Phone: (415) 957-0957
Twitter: @957thegame
Program Director: Don Kollins
Email: DKollins@957thegame.com
Assistant Program Director: Danny Freisinger
Email: dfreisinger@957thegame.com
Twitter: @DannyFreisinger
Host: Damon Bruce
Email: damonbruce@mac.com
Twitter: @DamonBruce
Host: Dan Dibley
Email: ddibley@957thegame.com
Host: Joe Fortenbaugh
Email: joe@957thegame.com
Host: Daryle Johnson
Phone: (510) 566-9639
Email: darylejohnson@957thegame.com
Host: JT The Brick
Email: JTTheBrick@957thegame.com
Host: Lorenzo Neal
Email: lorenzoneal@957thegame.com
Host: Greg Papa
Email: gpapa@957thegame.com
Host: Zakariah Slenderbroek
Phone: (510) 812-1574
Email: zakariah@957thegame.com
Twitter: @ZakSports

Host: Rick Tittle
Phone: (510) 206-2922
Email: rtittle@957thegame.com
Twitter: @ricktittle
Host: Chris Townsend
Phone: (408) 250-8057
Email: ctownsend@957thegame.com
Twitter: @townsendradio
Host: Mychal Urban
Email: murban@957thegame.com
Producer: Brian Burns
Email: bburns@957thegame.com
Producer: Cody Elias
Phone: (724) 787-9996
Email: celias@957thegame.com
Twitter: @cody_elias
Producer: Albee Filous
Email: aflous@957thegame.com
Producer: Derek Papa
Phone: (724) 787-9996
Email: dpapa@957thegame.com
Twitter: @derek_papa
Digital Coordinator: Connor Smith
Email: connor.smith@957thegame.com

Cal Bears Sports Network Powered by Learfield

Web: learfield.com
Phone: (510) 643-4652
Play-by-Play: Joe Starkey
Phone: (415) 298-4078
Email: starkeyj@yahoo.com
Analyst: Mike Pawlawski
Phone: (925) 989-5490
Email: flatsfreak@gmail.com
Sideline Reporter: Todd McKim
Phone: (707) 239-2445
Email: toddfmckim@gmail.com

KALX Radio (90.7 FM) - Student
Web: kalx.berkeley.edu
Phone: (510) 642-1111
Sports Director: Glenn Borok
Phone: (858) 922-7974
Email: glennborok@berkeley.edu
Twitter: @glennborok

KGO Radio (810 AM) - Flagship
Web: kgo.com
Twitter: @KGO810
Phone: (415) 216-1300

KCBS Radio (740 AM)

Web: kcbs.com
Phone: (415) 765-4062/4113
Twitter: @KCBSNews
Sports Anchor: Steve Bitker
Email: bitker@kcbs.com
Twitter: @SteveBitker
Sports Reporter: Kevin Radich
Email: newsdesk@kcbs.com
Twitter: @KevinRadich
Sports Anchor: Dave Lewis
Email: dlewisports@comcast.net
Twitter: @DaveLewisports
Sports Anchor: Joe Salvatore
Email: radiojo@yahoo.com
Twitter: @radiojoe

KNBR Radio (680 AM/1050 AM)

Web: knbr.com
Phone: (415) 995-6808
Twitter: @KNBR
Program Director: Lee Hammer
Email: lee.hammer@cumulus.com
Asst. Program Director: Jeremiah Crowe
Email: jeremiah.crowe@cumulus.com
Twitter: @CrowsRadio
Executive Producer: Jenn Violet Kennedy
Email: jennifer.violet@cumulus.com
Host: Rod Brooks
Email: fitzandbrooks@knbr.com
Host: Bob Fitzgerald
Email: fitzandbrooks@knbr.com
Host: Larry Krueger
Email: larry.krueger@cumulus.com
Twitter: @sportslarryknbr
Host: John Lund
Email: john.lund@cumulus.com
Twitter: @JohnLundRadio
Host: Paul McCaffrey
Email: murphandmac@knbr.com
Host: Brian Murphy
Email: murphandmac@knbr.com
Twitter: @knbrmurph
Host: Gary Radnich
Email: garyradnich@knbr.com
Twitter: @KRON4GRadnich
Host: Tom Tolbert
Email: mrt@knbr.com
Twitter: @byronjr23
Host: Ray Woodson
Email: arthur.chaves@cumulus.com
Twitter: @RayWoodson680

TELEVISION/RADIO

THE FLAGSHIP STATION

KGO 810 AM is entering its 44th season as the flagship station of California football in 2017. KGO Radio's 50,000 watts has been carrying the Golden Bears since 1974. Led by play-by-play announcer Joe Starkey, KGO's signal, along with the other affiliates within the Cal Bears Sports Network powered by Learfield, provides statewide coverage of Cal football. Each KGO broadcast begins 60 minutes before kickoff. Then after all the action, Lee Grosscup and Hal Ramey host the hour-long postgame show, which features reaction from the Bears' locker room followed by a breakdown of the game.

KGO-810

IN THE BOOTH

Joe Starkey, the legendary voice of the Golden Bears, is in his 43rd season with the Cal football broadcast team in 2017 and has been on the air for 485 of the team's 491 contests since beginning his tenure at Cal in 1975.

Starkey is perhaps best known for his legendary call of "The Play." The famous five-lateral kickoff return for a touchdown against Stanford in 1982 is part of college football lore with Starkey's emotional "the band is on the field" part of gridiron vernacular.



Joe Starkey

Starkey has had an array of NFL and NHL positions during his career, including a 20-year stint with the San Francisco 49ers he fulfilled in conjunction with his Cal duties from 1979-2008. He also was the play-by-play announcer for the Oakland Invaders for each of their three seasons in the USFL (1983-85) and the Sacramento Surge for each of the two campaigns they were in the World League of American Football (1991-92).

In 2010, Starkey received the Chris Schenkel Award from the National Football Foundation for his distinguished career broadcasting college football.

In 2016, the Cal radio broadcast booth was named The Joe Starkey Broadcast Booth.

He is joined in the booth by analyst and former Cal quarterback Mike Pawlawski, who will be in his sixth season and second stint as part of the Cal football broadcast team in 2017. He has also been a TV football broadcaster since 2000, working for entities such as Comcast SportsNet, FOX and NBC.

Pawlawski led Cal to back-to-back bowl victories as the Bears' starting quarterback in 1990 and 1991, and was the Pac-10's Co-Offensive Player of the Year as a 1991 senior.

In his 13th season on the broadcast team in 2017 is sideline reporter Todd McKim, who has also serve as host of the Inside The Locker Room weekly podcast and is the play-by-play voice for the Cal men's basketball



Mike Pawlawski



Todd McKim



The Cal radio booth was renamed the Joe Starkey Broadcast Booth prior to the Big Game in 2016.

radio broadcasts. Before joining Cal, McKim was a long-time television anchor and sports director in Eugene, and was the 2000 Oregon broadcaster of the year.

NETWORK AFFILIATES

The Cal Bears Sports Network powered by Learfield lineup of affiliate networks includes ...

810 AMKGOSan Francisco
830 AMKLAALos Angeles
950 AMKAHISacramento
970 AMKESPModesto

SIRIUS XM RADIO

Fans can tune into Cal football games from anywhere in the world on Sirius XM Radio. Visit CalBears.com and the Cal Athletics social media channels for updated and detailed broadcast information.

PODCAST

New in 2017, Cal will publish a weekly podcast hosted by Todd McKim from late August thru late March or the end of the men's and women's basketball seasons. Head football coach Justin Wilcox will be interviewed regularly throughout the football season, while head men's basketball coach Wyking Jones and head women's hoops coach Lindsay Gottlieb will be interviewed during their respective campaigns. Additional guests will include other Cal coaches, current and former student-athletes and Cal Athletics staff members, among others.



ALPHABETICAL ROSTER

NO	NAME	POS	HT	WT	YR	EXP	HOMETOWN (LAST SCHOOLS)
50	Hunter Abel	NG	6-0	275	So.*	SQ	Piedmont, CA (Piedmont HS)
49	Matt Abramo	PK/P	6-3	190	So.*	RS	Petaluma, CA (Washington State/Casa Grande HS)
2	Darius Allensworth	CB	5-11	195	Sr.*	3L	Menifee, CA (Heritage HS)
32	Jacob Anderson	S	5-11	195	Sr.*	1L	Tustin, CA (Golden West College/Tustin HS)
9	Matt Anderson	PK	6-0	195	Sr.*	2L	Danville, CA (San Ramon Valley HS)
11	Hamilton Anoa'i	ILB	6-2	250	Sr.	3L	Daly City, CA (Serra HS)
80	Jake Ashton	TE	6-4	235	Jr.*	SQ	Indio, CA (Xavier College Prep)
13	Greyson Bankhead	WR	6-0	170	Fr.*	RS	Corona, CA (Centennial HS)
76	Henry Bazakas	OL	6-6	300	So.*	SQ	Berkeley, CA (Berkeley HS)
22	Traveon Beck	CB	5-9	160	So.	1L	Paramount, CA (St. John Bosco HS)
90	Rusty Becker	DE	6-4	280	Sr.*	1L	Maple Grove, MN (Minnesota State Community and Technical College/Maple Grove HS)
56	Jack Beeman	OL	6-4	265	Fr.	HS	Loomis, CA (Del Oro HS)
72	Kamryn Bennett	OL	6-3	310	Jr.*	2L	Peoria, AZ (Centennial HS)
93	Luc Bequette	NG	6-2	290	So.*	1L	Little Rock, AR (Catholic HS)
3	Ross Bowers	QB	6-2	190	So.*	1L	Bothell, WA (Bothell HS)
47	Connor Brazeel	LB	6-2	215	Fr.	HS	Santa Ana, CA (Mater Dei HS)
4	Derron Brown	S	6-1	210	Jr.*	1L	Oakland, CA (Mesa Community College/Betty H. Fairfax HS)
41	Gerran Brown	ILB	6-2	220	So.*	TR	Santa Ana, CA (Washington/Mater Dei HS)
46	Drew Bryant	OLB	6-2	220	Jr.*	SQ	Sparks, NV (Reed HS)
24	Camryn Bynum	CB	6-0	180	Fr.*	RS	Corona, CA (Centennial HS)
32	Parker Cardwell	WR	5-10	160	Fr.	HS	Damascus, OR (La Salle College Preparatory)
92	Gabe Cherry	DE	6-5	260	Fr.	HS	Bakersfield, CA (Centennial HS)
22	Derrick Clark	RB	5-10	210	Fr.*	RS	San Diego, CA (Mission Bay HS)
37	Steven Coutts	P	6-4	210	Jr.	TR	Brisbane, Australia (Louisiana/University of Queensland/Citipointe Christian College)
71	Jake Curhan	OL	6-6	325	Fr.*	RS	Larkspur, CA (Redwood HS)
61	Valentino Daltoso	OL	6-4	310	Fr.*	RS	Boise, ID (Oregon/Boise HS)
27	Ashtyn Davis	CB	6-1	195	So.*	1L	Santa Cruz, CA (Santa Cruz HS)
31	Raymond Davison	ILB	6-2	235	Sr.*	3L	Encino, CA (Crespi Carmelite HS)
1	Devante Downs	ILB	6-3	245	Sr.	3L	Mountlake Terrace, WA (Mountlake Terrace HS)
20	Josh Drayden	CB	5-9	185	So.	1L	DeSoto, TX (Bishop Dunne HS)
2	Jordan Duncan	WR	6-1	210	So.	1L	Hattiesburg, MS (Oak Grove HS)
4	Zion Echols	RB	5-8	180	Fr.*	RS	Glendora, CA (Charter Oak HS)
8	Nygel Edmonds	CB/S	5-11	190	Fr.*	RS	Alpharetta, GA (The McCallie School)
23	Vic Enwere	RB	6-0	245	Sr.	3L	Missouri City, TX (Fort Bend Austin HS)
48	Daniel Etter	LS	5-10	215	Fr.	HS	Berkeley, CA (Riordan HS)
14	Chase Forrest	QB	6-2	205	Jr.*	2L	Santa Ana, CA (Mater Dei HS)
18	Marloshaw Franklin Jr.	CB	5-11	190	Sr.	1L	Detroit, MI (Mesa Community College/Chandler HS)
46	Garrett Frum	LS	6-1	230	Jr.*	RS	Moorpark, CA (Moorpark College/Utah State/Moorpark HS)
99	Siulagisipai Fuimaono	NG	6-4	295	Fr.	HS	Leone, American Samoa (Kadena HS; Okinawa, Japan)
36	Alex Funches	OLB	6-2	230	Jr.	JC	Denton, TX (Trinity Valley Community College/Ryan HS)
7	Chase Garbers	QB	6-2	210	Fr.	HS	Newport Beach, CA (Corona del Mar HS)
74	Ryan Gibson	OL	6-2	285	So.*	SQ	Bay St. Louis, MS (St. Stanislaus HS)
45	Grant Gluhaich	LS	5-11	200	So.*	SQ	Morgan Hill, CA (Bellarmine Prep)
19	Cameron Goode	OLB	6-3	225	Fr.*	RS	Spring, TX (Klein Collins HS)
34	De'Zhon Grace	S	5-9	180	Sr.*	2L	Oakland, CA (Willamette/Bishop O'Dowd HS)
34	Fabiano Hale	RB	6-0	225	Sr.*	2L	Santa Cruz, CA (Soquel HS)
43	Kyle Harmon	ILB	6-1	240	Fr.	HS	Oakley, CA (Freedom HS)
6	Jaylinn Hawkins	S	6-2	200	So.*	1L	Buena Park, CA (Buena Park HS)
6	Jeremiah Hawkins	WR	5-8	170	Fr.	HS	Buena Park, CA (Buena Park HS)
3	Elijah Hicks	CB	5-11	180	Fr.	HS	Long Beach, CA (La Mirada HS)
77	J.D. Hinnant	OL	6-4	300	Sr.*	2L	Fountain Valley, CA (Fountain Valley HS)
94	Trevor Howard	OLB	6-3	250	So.*	1L	Thousand Oaks, CA (Oaks Christian HS)
11	Ray Hudson	TE	6-3	245	Sr.*	3L	Pleasanton, CA (Foothill HS)
88	Taariq Johnson	WR	6-2	220	Fr.	HS	Buena Park, CA (Buena Park HS)
44	Zeandae Johnson	DE	6-4	280	So.*	1L	Fresno, CA (Central HS)
60	Daniel Juarez	OL	6-5	290	Fr.	HS	Corona, CA (Centennial HS)
39	Michael King	WR	6-3	190	Fr.	HS	Atherton, CA (Menlo School)
42	Dylan Klumph	P	6-2	235	Jr.*	1L	Malibu, CA (Golden West College/Crespi HS)
59	Jordan Kunaszyk	ILB	6-3	235	Jr.*	1L	Sacramento, CA (American River College/Roseville HS)
28	Patrick Laird	RB	6-0	200	Jr.*	1L	San Luis Obispo, CA (Mission Prep)
49	Chris Landgrebe	PK	6-2	195	Fr.	HS	Cincinnati, OH (Madeira HS)
89	Matt Laris	TE	6-3	235	Fr.*	RS	Renton, WA (Eastside Catholic HS)
9	James Looney	DE	6-3	280	Sr.*	2L	Lake Worth, FL (Wake Forest/Lake Worth HS)
30	Billy McCrary III	RB	5-11	210	Jr.	1L	Austin, TX (Rouse HS)
99	Malik McMorris	FB	5-11	300	Jr.	2L	Santa Ana, CA (Mater Dei HS)
79	Patrick Mekari	OL	6-4	300	Jr.	2L	Westlake Village, CA (Westlake HS)
97	Tony Mekari	NG	6-1	295	Sr.*	3L	Westlake Village, CA (Westlake HS)
83	Ben Moos	TE	6-4	235	Fr.	HS	Pullman, WA (Pullman HS)
16	Collin Moore	TE	6-4	225	Fr.	HS	Novato, CA (San Marin HS)
38	Alex Netherda	WR	6-0	205	So.*	1L	Santa Rosa, CA (Maria Carrillo HS)
48	Tim Newman	LB	6-2	240	Fr.	HS	San Juan Capistrano, CA (Saddleback College/San Juan Hills HS)

NUMERICAL ROSTER

NO	NAME	POS
1	Devante Downs	ILB
1	Melquise Stovall	WR
2	Darius Allensworth	CB
2	Jordan Duncan	WR
3	Ross Bowers	QB
3	Elijah Hicks	CB
4	Derron Brown	S
4	Zion Echols	RB
5	Trey Turner	S
5	Tre Watson	RB
6	Jaylinn Hawkins	S
6	Jeremiah Hawkins	WR
7	Chase Garbers	QB
8	Nygel Edmonds	CB/S
8	Demetris Robertson	WR
9	Matt Anderson	PK
9	James Looney	DE
9	Kanawai Noa	WR
10	Daniel Scott	S
11	Hamilton Anoa'i	ILB
11	Ray Hudson	TE
13	Greyson Bankhead	WR
13	Russell Ude	OLB
14	Chase Forrest	QB
15	Jordan Veasy	WR
16	Collin Moore	TE
16	Chibuzo Nwokocha	CB
17	Luke Rubenzer	S
17	Vic Wharton III	WR
18	Marloshaw Franklin Jr.	CB
19	Cameron Goode	OLB
19	Brandon Singleton	WR
20	Josh Drayden	CB
21	Alex Netherda	WR
21	Evan Rambo	S
22	Traveon Beck	CB
22	Derrick Clark	RB
23	Vic Enwere	RB
23	Malik Psalms	S
24	Camryn Bynum	CB
24	Matt Rockett	WR
26	Biaggio Ali Walsh	RB
27	Ashtyn Davis	CB
27	Erik Phillip	WR
28	Patrick Laird	RB
28	Quentin Tartabull	S
29	Bryce Turner	CB
30	Billy McCrary III	RB
31	Raymond Davison	ILB
31	Chas Peterson	WR
32	Jacob Anderson	S
32	Parker Cardwell	WR
33	Noah Westerfield	OLB
34	De'Zhon Grace	S
34	Fabiano Hale	RB
36	Alex Funches	OLB
37	Steven Coutts	P
39	Michael King	WR
39	Ricky Walker III	S
40	Justin Norbeck	FB
40	David Ortega Jr.	ILB
41	Gerran Brown	ILB

9	Kanawai Noa	WR	6-0	180	So.*	1L	Honolulu, HI (Punahou HS)	41	Gabe Siemieniec	PK
40	Justin Norbeck	FB	6-0	235	Jr.*	SQ	Irvine, CA (Golden West College/Mater Dei HS)	42	Dylan Klumph	P
16	Chibuzo Nwokocho	CB	6-1	185	Jr.*	1L	Elk Grove, CA (Cosumnes Oaks HS)	43	Kyle Harmon	ILB
57	Addison Ooms	OL	6-4	310	Jr.*	2L	Laguna Niguel, CA (Mater Dei HS)	44	Zeandae Johnson	DE
40	David Ortega Jr.	ILB	5-9	210	Jr.*	SQ	Moraga, CA (De La Salle HS)	45	Grant Gluhaich	LS
98	Chris Palmer	NG	6-2	320	Jr.*	1L	Lawrenceville, GA (Naval Academy Preparatory School/Collins Hill HS)	45	Branden Smith	CB
96	Tevin Paul	DE	6-4	270	Fr.*	RS	Austin, TX (Lake Travis HS)	46	Drew Bryant	OLB
31	Chas Peterson	WR	5-11	185	Sr.*	RS	Issaquah, WA (Cal Lutheran/Issaquah HS)	46	Garrett Frum	LS
27	Erik Phillip	WR	6-0	195	Jr.	JC	Albany, CA (City College of San Francisco/Saint Mary's HS)	47	Connor Brazeel	LB
70	Poutasi Poutasi	OL	6-4	305	Fr.	HS	Las Vegas, NV (Desert Pines HS)	47	Alonzo Vera	LS
65	Tanner Prenovost	OL	6-0	265	Fr.*	RS	Rancho Santa Margarita, CA (Santa Margarita Catholic HS)	48	Daniel Etter	LS
23	Malik Psalms	S	6-1	185	So.*	1L	Chino Hills, CA (Ayala HS)	48	Tim Newman	LB
52	Arwin Rahmatpanah	OL	5-11	270	Fr.	HS	Newport Beach, CA (Corona del Mar HS)	49	Matt Abramo	PK/P
21	Evan Rambo	S	6-4	210	So.*	1L	Los Angeles, CA (La Salle HS)	49	Chris Landgrebe	PK
84	Gavin Reinwald	TE	6-3	215	Fr.	HS	Elk Grove, CA (Elk Grove HS)	49	Jacob Tonges	TE
67	Matt Robinson	OL	6-4	300	Jr.*	JC	Sonoma, CA (Santa Rosa JC/Sonoma Valley HS)	50	Hunter Abel	NG
8	Demetris Robertson	WR	6-0	185	So.	1L	Savannah, GA (Savannah Christian HS)	51	Cameron Saffell	OLB
24	Matt Rockett	WR	5-9	195	Jr.*	1L	Santa Ana, CA (Mater Dei HS)	52	Arwin Rahmatpanah	OL
17	Luke Rubenzer	S	5-11	200	Sr.	3L	Scottsdale, AZ (Saguaro HS)	53	Michael Saffell	OL
53	Michael Saffell	OL	6-2	295	Fr.	HS	Huntington Beach, CA (Edison HS)	54	Gentle Williams	OL
51	Cameron Saffell	OLB	6-3	250	Jr.	2L	Sammamish, WA (Skyline HS)	55	Aisea Tongilava	ILB
10	Daniel Scott	S	6-2	200	Fr.	HS	Pasadena, CA (St. Francis HS)	56	Jack Beeman	OL
41	Gabe Siemieniec	PK	6-1	220	Fr.*	RS	Caledon, Ontario, Canada (Robert F. Hall Catholic Secondary School)	57	Addison Ooms	OL
19	Brandon Singleton	WR	6-0	170	So.*	1L	Boutte, LA (Hahnville HS)	58	Semisi Uluave	OL
45	Branden Smith	CB	5-10	170	Fr.	HS	Lancaster, CA (Paraclete HS)	59	Jordan Kunaszyk	ILB
1	Melquise Stovall	WR	5-9	185	So.	1L	Lancaster, CA (Paraclete HS)	60	Daniel Juarez	OL
28	Quentin Tartabull	S	5-11	205	Jr.*	1L	Mission Hills, CA (Bishop Alemany HS)	61	Valentino Daltoso	OL
49	Jacob Tonges	TE	6-5	225	Fr.	HS	Los Gatos, CA (Los Gatos HS)	65	Tanner Prenovost	OL
55	Aisea Tongilava	ILB	6-1	220	Jr.*	1L	Garden Grove, CA (Orange Lutheran HS)	67	Matt Robinson	OL
29	Bryce Turner	CB	5-10	175	So.	JC	Lakewood, CA (Long Beach City College/St. John Bosco HS)	70	Poutasi Poutasi	OL
5	Trey Turner	S	6-1	190	Jr.	2L	Mobile, AL (Murphy HS)	71	Jake Curhan	OL
13	Russell Ude	OLB	6-3	245	So.*	SQ	Atlanta, GA (The Westminster School)	72	Kamryn Bennett	OL
91	Chinedu Udeogu	DE	6-4	250	Fr.*	RS	Inverness, IL (Georgetown Prep)	74	Ryan Gibson	OL
58	Semisi Uluave	OL	6-5	345	Jr.	2L	Honolulu, HI (Punahou HS)	76	Henry Bazakas	OL
15	Jordan Veasy	WR	6-3	225	Sr.*	1L	Gadsden, AL (Golden West College/Faulkner/Gadsden City HS)	77	J.D. Hinnant	OL
47	Alonso Vera	LS	5-11	225	Jr.	JC	Carson, CA (Long Beach City College/Seton Hill/Carson HS)	79	Patrick Mekari	OL
39	Ricky Walker III	S	5-11	200	Fr.*	RS	Oakland, CA (San Leandro HS)	80	Jake Ashton	TE
26	Biaggio Ali Walsh	RB	5-10	190	Fr.	HS	Las Vegas, NV (Bishop Gorman HS)	83	Ben Moos	TE
5	Tre Watson	RB	5-11	205	Sr.	3L	Corona, CA (Centennial HS)	84	Gavin Reinwald	TE
89	Evan Weaver	OLB	6-3	250	So.	1L	Spokane, WA (Gonzaga Prep)	87	Kyle Wells	TE
87	Kyle Wells	TE	6-3	245	Jr.*	SQ	Loomis, CA (Del Oro HS)	88	Taariq Johnson	WR
33	Noah Westerfield	OLB	6-3	250	Sr.	3L	Frisco, TX (Wakeland HS)	89	Matt Laris	TE
17	Vic Wharton III	WR	5-11	210	Jr.*	1L	Spring Hill, TN (Tennessee/Independence HS)	89	Evan Weaver	OLB
54	Gentle Williams	OL	6-3	295	Fr.*	RS	Florence, MS (Florence HS)	90	Rusty Becker	DE

*has utilized redshirt season prior to 2017

COACHING STAFF

HEAD COACH: Justin Wilcox, 1st Season (Oregon, 1999)

OFFENSIVE COORDINATOR/RUNNING BACKS/ASSISTANT HEAD COACH: Beau Baldwin, 1st Season (Central Washington, 1996)

DEFENSIVE COORDINATOR/INSIDE LINEBACKERS: Tim DeRuyter, 1st Season (Air Force, 1985)

DEFENSIVE BACKS: Gerald Alexander, 1st Season (Boise State, 2009)

DEFENSIVE LINE: Jerry Azzinaro, 1st Season (American International College, 1982)

WIDE RECEIVERS: Nicholas Edwards, 1st Season (Eastern Washington, 2012)

OFFENSIVE LINE: Steve Greatwood, 1st Season (Oregon, 1980)

SPECIAL TEAMS COORDINATOR/TIGHT ENDS: Charlie Ragle, 1st Season (Eastern New Mexico, 1998)

PASSING GAME COORDINATOR/QUARTERBACKS/RECRUITING COORDINATOR: Marques Tuiaosopo, 1st Season (Washington, 2001)

OUTSIDE LINEBACKERS: Tony Tuioti, 1st Season (Hawai'i, 2000)

HEAD STRENGTH & CONDITIONING: Torre Becton, 1st Season (North Carolina A&T State, 2000)

PRONUNCIATION GUIDE

NO	NAME	PRONUNCIATION	46	Garrett FRUM	from	83	Ben MOOS	moose	28	Quentin TARTABULL	tarta-BULL
11	Hamilton ANOAI	on-O-WAH-ee	99	SIULAGISIPAI FUIMAONO	see-OO-la-ngi-see-pah-eee	21	Alex NETHERDA	nuh-THERD-uh	55	AISEA TONGILAVA	isiah tong-uh-LAVA
76	Henry BAZAKAS	buzz-ACK-iss				9	KANAWAI Noa	con-UH-vie	13	Russell UDE	OOH-dey
22	TRAVEON Beck	tray-V-on				16	CHIBUZO NWOKOCHA		91	CHINEDU UDEOGU	
72	KAMRYN Bennett	CAM-rin	45	Grant GLUHAICH	glue-HYCH			CHUH-boo-zo woe-COACH-uh			chin-uh-DO OOH-dog-oo
93	LUC BEQUETTE	luke beckett	19	CAMERON Goode	good	57	Addison OOMS	OH-ms	58	SEMISI ULUAVE	suh-ME-c U-luh-wah-vey
47	Connor BRAZEEL	bruh-ZEEL	34	DE'ZHON Grace	DAY-zon	70	POUTASI POUTASI		26	BIAGGIO Ali Walsh	bee-ah-GEE-o
4	DERRON Brown	duh-RON	34	FABIANO Hale	fah-BEE-ahno			pooh-TAH-see pooh-TAH-see	17	Vic WHARTON III	WAR-ton
41	GERRAN Brown	jaron	77	J.D. HINNANT	HEN-unt	65	Tanner PRENOVOST	PREN-uh-vo			
24	CAMRYN Bynum	CAM-rin	88	TAARIQ Johnson	tuh-REEK	23	Malik PSALMS	salms			
37	Steven COUTTS		44	ZEANDAE Johnson	zee-ON-day	52	Arwin RAHMATPANAH	rah-matt-PAN-uh			
		rhymes with "boots"	42	Dylan KLUMPH	klump	84	Gavin Reinwald	RINE-wald			
71	Jake CURHAN	CUR-han	59	Jordan KUNASZYK	kuh-NAH-shick	8	DEMETRIS Robertson	duh-ME-tree-us		Jerry AZZINARO	as-AN-arrow
61	Valentino DALTOSE	dall-TOE-so	49	Chris LANDGREBE	land-GREEB	17	Luke RUBENZER	ROO-benzer		Tim DERUYTER	duh-ROOT-er
27	ASHTYN Davis	ashton	11	Brandon MCILWAIN	MAC-ul-wayne	53	Michael SAFFELL	SUH-fell		Charlie RAGLE	ray-GULL
8	NYGEL Edmonds	NIGH-jell	79	Patrick MEKARI	muh-CARE-ee	41	Gabe SIEMIENIEC	schem-yen-NETZ		MARQUES TUIASOSOPO	
23	Vic ENWERE	en-where-E	97	Tony MEKARI	muh-CARE-ee	1	MELQUISE Stovall	MEL-keece			marcus too-ee-AH-suh-SO-po
											too-ee-OH-tee

COACHES

Jerry AZZINARO	as-AN-arrow
Tim DERUYTER	duh-ROOT-er
Charlie RAGLE	ray-GULL
MARQUES TUIASOSOPO	
	marcus too-ee-AH-suh-SO-po
Tony TUIOTI	too-ee-OH-tee

2016 YEAR IN REVIEW



CHAD HANSEN

Wide Receiver

SECOND TEAM ALL-PAC-12



2016 AWARDS & HONORS

Antoine Albert – Co-Ted Agu Award – Commitment To Community Service (Cal)

Darius Allensworth – Cort Majors Team Captain (Cal)

Matt Anderson – First-Team CoSIDA Academic All-District™ 8, First-Team Pac-12 All-Academic, Honorable Mention All-Pac-12, Lou Groza Award Semifinalist, Second-Team All-Pac-12 Academic, Muscle Milk Student-Athlete of the Week (Cal, 11/26), Third-Team All-Pac-12 (Phil Steele)

Jake Ashton – Jonathan And Judy Hoff Football Scholar-Athlete Of The Week (Cal)

Jack Austin – Allstate AFCA Good Works Team® Nominee, Wuerffel Trophy Watch List

Henry Bazakas – Golden Bear Achievement Award – Highest Team GPA (Cal), Jonathan And Judy Hoff Football Scholar-Athlete Of The Week (Cal)

Chris Borrayo – Ken Harvey Award – Academic Commitment And Improvement (Cal), Outland Trophy Watch List, Third-Team Preseason All-Pac-12

Derron Brown – Co-Ted Agu Award – Commitment To Community Service (Cal)

Joe Castignani – Jonathan And Judy Hoff Football Scholar-Athlete Of The Week (Cal)

Jake Curhan – Jonathan And Judy Hoff Football Scholar-Athlete Of The Week (Cal)

Ashtyn Davis – J. Scott Duncan Award – Most Valuable Special Teams Player (Cal)

Raymond Davison – Cort Majors Team Captain (Cal)

David Garner – Jonathan And Judy Hoff Football Scholar-Athlete Of The Week (Cal)

A.J. Greathouse – Jonathan And Judy Hoff Football Scholar-Athlete Of The Week (Cal)

Chad Hansen – Berkeley Breakfast Club Award – Outstanding Player In Big Game (Cal), Biletnikoff Award Watch List, College Football Sydney Cup MVP, First-Team All-Pac-12 (Associated Press, Athlon, ESPN.com, Phil Steele), Midseason All-American (ESPN), Muscle Milk Student-Athlete Of The Week (Cal, 8/27, 9/17), NFL Scouting Combine Participant, Pac-12 Offensive Player Of The Week (9/17), Second-Team All-Pac-12

Jaylenn Hawkins – Jonathan And Judy Hoff Football Scholar-Athlete Of The Week (Cal)

Ray Hudson – Jonathan And Judy Hoff Football Scholar-Athlete Of The Week (Cal)

Frank Kapp – Jonathan And Judy Hoff Football Scholar-Athlete Of The Week (Cal)

Dylan Klumph – Mortell Award Semifinalist – Holder Of The Year, Ray Guy Award Punter Of The Week (11/5)

Jordan Kunaszyk – Jonathan And Judy Hoff Football Scholar-Athlete Of The Week (Cal)

Matt Laris – Jonathan And Judy Hoff Football Scholar-Athlete Of The Week (Cal)

James Looney – Bear Backers MVP – Defense (Cal), Brick Muller Award – Most Valuable Lineman (Cal), Cort Majors Team Captain (Cal), Fourth-Team Preseason All-Pac-12, Honorable Mention All-Pac-12, Jonathan And Judy Hoff Football Scholar-Athlete Of The Week (Cal), Third-Team 2016 All-Pac-12 (Phil Steele)

Malik McMorris – Jonathan And Judy Hoff Football Scholar-Athlete Of The Week (Cal), Piesman Trophy Candidate

Tony Mekari – Jonathan And Judy Hoff Football School-Athlete Of The Year, First-Team Pac-12 All-Academic, Jonathan And Judy Hoff Football Scholar-Athlete Of The Week (Cal)

Steven Moore – Andy Smith Award – Most Big C Time (Cal), Cort Majors Team Captain (Cal), Honorable Mention All-Pac-12, Third-Team All-Pac-12 (Phil Steele) Khalfani Muhammad – Honorable Mention All-Pac-12, Ken Cotton Award – Most Courageous Player (Cal)

Alex Netherda – Dink Artal Award – Scout Team Player of the Year – Defense (Cal) Justin Norbeck – Jonathan And Judy Hoff Football Scholar-Athlete Of The Week (Cal)

Bradley Northnagel – NFL Scouting Combine Participant

Addison Ooms – Bob Tessier Award— Most Improved Lineman (Cal), Jonathan And Judy Hoff Football Scholar-Athlete Of The Week (Cal)

Benji Palu – Dink Artal Award – Scout Team Player of the Year – Offense (Cal), Jonathan And Judy Hoff Football Scholar-Athlete Of The Week (Cal)

Demetris Robertson – Bob Simmons Award – Most Valuable Freshman (Cal), First-Team Freshman All-American (Athlon Sports, USA Today), First-Team True Freshman All-American (247Sports), Freshman All-American (FWAA), Jonathan And Judy Hoff Football Scholar-Athlete Of The Week (Cal), Second-Team Freshman All-American (Campus Insiders)

Cameron Saffle – Frank Schlessinger Award – Outstanding Athletic and Academic Success (Cal), Jonathan And Judy Hoff Football Scholar-Athlete Of The Week (Cal)

Team – Community Outreach Team Of The Year (Cal/Oskis)

Russell Ude – Jonathan And Judy Hoff Football Scholar-Athlete Of The Week (Cal) Cameron Walker – Joe Roth Award – Courage, Attitude And Sportsmanship (Cal), Jonathan And Judy Hoff Football Scholar-Athlete Of The Week (Cal)

Ricky Walker III – Jonathan And Judy Hoff Football Scholar-Athlete Of The Week (Cal)

Tre Watson – Paul Hornung Award Honor Roll (10/21)

Evan Weaver – Clint Evans Award – Most Intense Freshman Competitor (Cal)

Davis Webb – Bear Backers MVP – Offense (Cal), Cort Majors Team Captain (Cal), Davey O'Brien National Quarterback Award "Great 8" (10/1), Davey O'Brien National Quarterback Award Semifinalist, Earl Campbell Tyler Rose Award Semifinalist, First-Team All-Pac-12 (Athlon), Fourth-Team Preseason All-Pac-12, Honorable Mention All-Pac-12, Honorable Mention Earl Campbell Tyler Rose Award Player Of The Week (10/1) Manning Award Star Of The Week, Manning Award Watch List, Maxwell Award Watch List, Muscle Milk Student-Athlete Of The Week (Cal, 10/1), Pac-12 Newcomer of the Year (Athlon), Pac-12 Offensive Player Of The Week (10/1), Reese's Senior Bowl MVP And Participant, Rose Bowl Game's Pac-12 Player of the Week (9/17), Stars Of The Week (Manning Award), Unitas Golden Arm Award® Watch List

Noah Westerfield – Jonathan And Judy Hoff Football Scholar-Athlete Of The Week (Cal)

Gentle Williams – Jonathan And Judy Hoff Football Scholar-Athlete Of The Week (Cal)

DeVante Wilson – Stub Allison Award – Outstanding Strength and Conditioning (Cal)

2016 STATISTICS

RECORD	OVERALL	HOME	AWAY	NEUTRAL
All Games	5-7-0	4-2-0	1-5-0	1-0-0
Conference	3-6-0	3-2-0	0-4-0	0-0-0
Non-Conference	2-1-0	1-0-0	0-1-0	1-0-0

DATE	OPPONENT	RESULT	OVERALL	CONFERENCE	TIME	ATTEND
^Aug 27	vs. Hawai'i^	W, 51-31	1-0-0	0-0-0	3:36	61247
Sep 10	at San Diego State	L, 40-45	1-1-0	0-0-0	4:03	42473
Sep 17	#11/16 TEXAS	W, 50-43	2-1-0	0-0-0	3:56	50448
Sep 24	at Arizona State*	L, 41-51	2-2-0	0-1-0	3:40	49295
Oct 1	#18/18 UTAH*#	W, 28-23	3-2-0	1-1-0	3:21	46618
Oct 8	at Oregon State*	L, 44-47 (OT)	3-3-0	1-2-0	4:03	34066
Oct 21	OREGON*	W, 52-49 (20T)	4-3-0	2-2-0	4:18	43048
Oct. 27	at USC*	L, 24-45	4-4-0	2-3-0	3:27	61725
Nov 5	#5/4/4 WASHINGTON*	L, 27-66	4-5-0	2-4-0	3:35	47756
Nov 12	at #23/23/23 Washington State*	L, 21-56	4-6-0	2-5-0	3:38	30135
Nov 19	#24/NR/NR STANFORD*	L, 31-45	4-7-0	2-6-0	3:16	52266
Nov 26	UCLA*%	W, 36-10	5-7-0	3-6-0	3:04	39633

Home Games in ALL CAPS at Kabam Field at California Memorial Stadium, Berkeley, Calif.; *Pac-12 Game; ^College Football Sydney Cup at ANZ Stadium, Sydney, Australia; #Homecoming; %Joe Roth Game/Senior Day; Rankings at time of game (College Football Playoff Rankings/AP Top 25/Amway Coaches Poll Nov. 5 and after; AP Top 25/Amway Coaches Poll before Nov. 5)

TEAM STATISTICS		CAL	OPP								
SCORING		445	511	FUMBLES-LOST	15-3						17-7
Points Per Game		37.1	42.6	PENALTIES-Yards	89-909						107-921
Points Off Turnovers		58	55	Average Per Game	75.8						76.8
FIRST DOWNS		335	320	PUNTS-Yards	58-2515						51-2047
Rushing		103	158	Average Per Punt	43.4						40.1
Passing		197	133	Net punt average	36.1						38.5
Penalty		35	29	KICKOFFS-Yards	83-4605						89-5398
RUSHING YARDAGE		1852	3274	Average Per Kick	55.5						60.7
Yards gained rushing		2067	3479	Net kick average	38.1						39.9
Yards lost rushing		215	205	TIME OF POSSESSION/Game	28:18						31:42
Rushing Attempts		414	532	3RD-DOWN Conversions	79/202						76/161
Average Per Rush		4.5	6.2	3rd-Down Pct	39%						47%
Average Per Game		154.3	272.8	4TH-DOWN Conversions	23/31						9/11
TDs Rushing		16	32	4th-Down Pct	74%						82%
PASSING YARDAGE		4306	2945	SACKS BY-Yards	18-108						16-130
Comp-Att-Int		383-621-12	236-395-11	MISC YARDS	0						0
Average Per Pass		6.9	7.5	TOUCHDOWNS SCORED	54						67
Average Per Catch		11.2	12.5	FIELD GOALS-ATTEMPTS	22-26						14-18
Average Per Game		358.8	245.4	ON-SIDE KICKS	1-3						0-1
TDs Passing		37	30	RED-ZONE SCORES	(47-54) 87%						(50-54) 93%
TOTAL OFFENSE		6158	6219	RED-ZONE TOUCHDOWNS	(32-54) 59%						(42-54) 78%
Total Plays		1035	927	PAT-ATTEMPTS	(51-51) 100%						(65-65) 100%
Average Per Play		5.9	6.7	ATTENDANCE	279769						217694
Average Per Game		513.2	518.2	Games/Avg Per Game	6/46628						5/43539
KICK RETURNS: #-Yards		53-1072	48-865	Neutral Site Games							1/61247
PUNT RETURNS: #-Yards		17-65	27-320								
INT RETURNS: #-Yards		11-173	12-107								
KICK RETURN AVERAGE		20.2	18.0								
PUNT RETURN AVERAGE		3.8	11.9								
INT RETURN AVERAGE		15.7	8.9								
</											



2016 STATISTICS

RUSHING	GP	Att	Gain	Loss	Net	Avg	TD	Long	Avg/G
Muhammad, Khalfani	11	152	845	18	827	5.4	2	50	75.2
Watson, Tre	12	143	720	11	709	5.0	4	32	59.1
Enwere, Vic	6	61	345	9	336	5.5	2	54	56.0
Laird, Patrick	12	8	59	0	59	7.4	1	19	4.9
McCrary III, Billy	10	6	40	1	39	6.5	0	11	3.9
Stovall, Melquise	10	3	10	0	10	3.3	0	6	1.0
McMorris, Malik	12	2	4	0	4	2.0	1	3	0.3
Bowers, Ross	1	1	2	0	2	2.0	0	2	2.0
Rivera, Bug	12	2	3	7	-4	-2.0	0	3	-0.3
TEAM	3	3	0	20	-20	-6.7	0	0	-6.7
Webb, Davis	12	33	39	149	-110	-3.3	6	8	-9.2
Total.....	12	414	2067	215	1852	4.5	16	54	154.3
Opponents.....	12	532	3479	205	3274	6.2	32	90	272.8

PASSING	G	Effc	Cmp-Att-Int	Pct	Yds	TD	Long	Avg/G
Webb, Davis	12	135.63	382-620-12	61.6	4295	37	74	357.9
Klumph, Dylan	12	192.40	1-10	100.0	11	0	11	0.9
Total.....	12	135.72	383-621-12	61.7	4306	37	74	358.8
Opponents.....	12	141.87	236-395-11	59.7	2945	30	67	245.4

RECEIVING	G	No	Yds	Avg	TD	Long	Avg/G
Hansen, Chad	10	92	1249	13.6	11	70	124.9
Robertson, Demetris	12	50	767	15.3	7	61	63.9
Stovall, Melquise	10	42	415	9.9	3	40	41.5
Rivera, Bug	12	41	386	9.4	3	33	32.2
Wharton III, Vic	11	28	293	10.5	1	35	26.6
Veasy, Jordan	12	25	306	12.2	3	33	25.5
Watson, Tre	12	21	241	11.5	4	74	20.1
Muhammad, Khalfani	11	17	132	7.8	0	29	12.0
Hudson, Raymond	11	16	165	10.3	3	22	15.0
Singleton, Brandon	9	15	110	7.3	1	23	12.2
Worstell, Patrick	10	9	82	9.1	0	13	8.2
Duncan, Jordan	11	7	31	4.4	1	12	2.8
Austin, Jack	12	5	47	9.4	0	19	3.9
Enwere, Vic	6	4	10	2.5	0	4	1.7
Noa, Kanawai	3	3	34	11.3	0	18	11.3
Laird, Patrick	12	3	-2	-0.7	0	2	-0.2
McMorris, Malik	12	2	26	13.0	0	20	2.2
McCrary III, Billy	10	2	3	1.5	0	2	0.3
Weaver, Evan	11	1	11	11.0	0	11	1.0
Total.....	12	383	4306	11.2	37	74	358.8
Opponents.....	12	236	2945	12.5	30	67	245.4

PUNT RETURNS	No	Yds	Avg	TD	Long
Wharton III, Vic	14	64	4.6	0	29
Rivera, Bug	3	1	0.3	0	1
Total.....	17	65	3.8	0	29
Opponents.....	27	320	11.9	1	75

INTERCEPTIONS	No	Yds	Avg	TD	Long
Rubenzer, Luke	2	72	36.0	0	45
Vanderbilt, Khari	1	20	20.0	0	20
Downs, Devante	1	12	12.0	0	12
Walker, Cameron	1	3	3.0	0	3
Kunaszyk, Jordan	1	7	7.0	0	7
Rambo, Evan	1	0	0.0	0	0
Davison, Raymond	1	39	39.0	1	39
Turner, Trey	1	3	3.0	0	3
Nwokocha, Chibuzo	1	17	17.0	0	17
Allensworth, Darius	1	0	0.0	0	0
Total.....	11	173	15.7	1	45
Opponents.....	12	107	8.9	2	28

KICK RETURNS	No	Yds	Avg	TD	Long
Muhammad, Khalfani	24	584	24.3	0	50
Watson, Tre	12	206	17.2	0	22
Robertson, Demetris	10	202	20.2	0	39
Weaver, Evan	3	26	8.7	0	13
Austin, Jack	2	16	8.0	0	9
Hudson, Raymond	1	7	7.0	0	7
Veasy, Jordan	1	25	25.0	0	25
McMorris, Malik	0	6	0.0	0	6
Total.....	53	1072	20.2	0	50
Opponents.....	48	865	18.0	2	100

FUMBLE RETURNS	No.	Yds	Avg	TD	Long
Looney, James	1	25	25.0	0	25
Total.....	1	25	25.0	0	25
Opponents.....	0	0	0.0	0	0

-----PATs-----									
SCORING	TD	FGs	Kick	Rush	Rcv	Pass	DXP	Saf	Points
Anderson, Matt	0	22-26	51-51	0-0	0	0-0	0	0	117
Hansen, Chad	11	0-0	0-0	1-1	0	0-0	0	0	68
Watson, Tre	8	0-0	0-0	0-0	0	0-0	0	0	48
Robertson, Demetris	7	0-0	0-0	0-0	0	0-0	0	0	42
Webb, Davis	6	0-0	0-0	0-0	0	1-2	0	0	36
Rivera, Bug	3	0-0	0-0	0-0	0	0-0	0	0	18
Stovall, Melquise	3	0-0	0-0	0-0	0	0-0	0	0	18
Hudson, Raymond	3	0-0	0-0	0-0	0	0-0	0	0	18
Veasy, Jordan	3	0-0	0-0	0-0	0	0-0	0	0	18
Muhammad, Khalfani	2	0-0	0-0	0-0	0	0-0	0	0	12
Enwere, Vic	2	0-0	0-0	0-0	0	0-0	0	0	12
Singleton, Brandon	1	0-0	0-0	0-0	0	0-0	0	0	6
McMorris, Malik	1	0-0	0-0	0-0	0	0-0	0	0	6
Duncan, Jordan	1	0-0	0-0	0-0	0	0-0	0	0	6
Laird, Patrick	1	0-0	0-0	0-0	0	0-0	0	0	6
Davison, Raymond	1	0-0	0-0	0-0	0	0-0	0	0	6
Wharton III, Vic	1	0-0	0-0	0-0	0	0-0	0	0	6
Hinnant, J.D.	0	0-0	0-0	0-0	1	0-0	0	0	2
Total.....	54	22-26	51-51	1-1	1	1-2	0	0	445
Opponents.....	67	14-18	65-65	0-0	0	0-1	0	1	511

TOTAL OFFENSE	G	Plays	Rush	Pass	Total	Avg/G
Webb, Davis	12	653	-110	4295	4185	348.8
Muhammad, Khalfani	11	152	827	0	827	75.2
Watson, Tre	12	143	709	0	709	59.1
Enwere, Vic	6	61	336	0	336	56.0
Laird, Patrick	12	8	59	0	59	4.9
McCrary III, Billy	10	6	39	0	39	3.9
Klumph, Dylan	12	1	0	11	11	0.9
Stovall, Melquise	10	3	10	0	10	1.0
McMorris, Malik	12	2	4	0	4	0.3
Bowers, Ross	1	1	2	0	2	2.0
Rivera, Bug	12	2	-4	0	-4	-0.3
TEAM	3	3	-20	0	-20	-6.7
Total.....	12	1035	1852	4306	6158	513.2
Opponents.....	12	927	3274	2945	6219	518.2

2016 STATISTICS

FIELD GOALS	FGM-FGA	Pct	01-19	20-29	30-39	40-49	50-99	Lg	Blk
Anderson, Matt	22-26	84.6	1-1	11-11	4-5	6-9	0-0	47	0

FG SEQUENCE	California	OPPONENTS
Hawai'i	(29),(22),(25)	(42)
San Diego State	(45),(36)	(39)
Texas	-	(38),53,49,(35)
Arizona State	42,(20),(47)	(35),(44),(23)
Utah	-	(40),48
Oregon State	(27),(29),(39)	(31),(24)
Oregon	(37),(22),41,(28)	-
USC	(27)	42,(32)
Washington	(43),(30)	(36)
Washington State	41	-
Stanford	39,(43)	(40)
UCLA	(43),(25),(44),(24),(19)	(28)

Numbers in parentheses indicate field goal was made.

PUNTING	No	Yds	Avg	Long	TB	FC	I20	50+	Blkd
Klumph, Dylan	50	2240	44.8	64	3	7	18	15	0
Webb, Davis	7	275	39.3	52	2	0	4	2	0
TEAM	1	0	0.0	0	0	0	0	0	1
Total.....	58	2515	43.4	64	5	7	22	17	1
Opponents.....	51	2047	40.1	57	1	21	21	4	0

KICKOFFS	No.	Yds	Avg	TB	OB	Retn	Net	YdLn
Beito, Noah	83	4605	55.5	23	2			
Total.....	83	4605	55.5	23	2	865	38.1	26
Opponents.....	89	5398	60.7	31	3	1072	39.9	25

ALL-PURPOSE	G	Rush	Rec	PR	KOR	IR	Tot	Avg/G
Muhammad, Khalfani	11	827	132	0	584	0	1543	140.3
Hansen, Chad	10	0	1249	0	0	0	1249	124.9
Watson, Tre	12	709	241	0	206	0	1156	96.3
Robertson, Demetris	12	0	767	0	202	0	969	80.8
Stovall, Melquise	10	10	415	0	0	0	425	42.5
Rivera, Bug	12	-4	386	1	0	0	383	31.9
Wharton III, Vic	11	0	293	64	0	0	357	32.5
Enwere, Vic	6	336	10	0	0	0	346	57.7
Veasy, Jordan	12	0	306	0	25	0	331	27.6
Hudson, Raymond	11	0	165	0	7	0	172	15.6
Singleton, Brandon	9	0	110	0	0	0	110	12.2
Worstell, Patrick	10	0	82	0	0	0	82	8.2
Rubenzer, Luke	9	0	0	0	0	72	72	8.0
Austin, Jack	12	0	47	0	16	0	63	5.2
Laird, Patrick	12	59	-2	0	0	0	57	4.8
McCrary III, Billy	10	39	3	0	0	0	42	4.2
Davison, Raymond	12	0	0	0	0	39	39	3.2
Weaver, Evan	11	0	11	0	26	0	37	3.4
McMorris, Malik	12	4	26	0	6	0	36	3.0
Noa, Kanawai	3	0	34	0	0	0	34	11.3
Duncan, Jordan	11	0	31	0	0	0	31	2.8
Vanderbilt, Khari	12	0	0	0	0	20	20	1.7
Nwokocha, Chibuzo	9	0	0	0	0	17	17	1.9
Downs, Devante	12	0	0	0	0	12	12	1.0
Kunaszyk, Jordan	12	0	0	0	0	7	7	0.6
Turner, Trey	6	0	0	0	0	3	3	0.5
Walker, Cameron	12	0	0	0	0	3	3	0.2
Bowers, Ross	1	2	0	0	0	0	2	2.0
TEAM	3	-20	0	0	0	0	-20	-6.7
Webb, Davis	12	-110	0	0	0	0	-110	-9.2
Total.....	12	1852	4306	65	1072	173	7468	622.3
Opponents.....	12	3274	2945	320	865	107	7511	625.9



2016 STATISTICS

		——Tackles——				-Sacks-		—Pass Def—			-Fumbles-		Blkd	
DEFENSIVE LEADERS	GP-GS	Solo	Ast	Total	TFL/Yds	No-Yards	Int-Yds	BrUp	QBH		Rcv-Yds	FF	Kick	Saf
Downs, Devante	12-12	40	44	84	3.5-16	2.0-12	1-12	3
Vanderbilt, Khari	12-12	48	34	82	4.0-14	0.5-3	1-20	4	.	.	1	.	.	.
Davison, Raymond	12-12	37	32	69	1.5-2	.	1-39	3	1
Rubenzer, Luke	9-6	37	21	58	2.5-5	.	2-72	1	.	2-0
Saffie, Cameron	12-12	32	25	57	8.5-36	4.0-22	.	4
Walker, Cameron	12-12	32	23	55	4.5-8	.	1-3	2
Looney, James	12-12	21	33	54	8.0-38	3.5-22	.	.	2	1-25	1	.	.	.
Kunaszyk, Jordan	12-0	16	35	51	1.0-1	.	1-7
Franklin, Marloshaw	12-12	34	12	46	2.0-3	1.0-1	.	7
Wilson, DeVante	12-12	24	20	44	4.5-31	3.5-30	.	1	2	1-0	2	.	.	.
Mekari, Tony	12-10	10	23	33	4.5-16	1.0-7
Anderson, Jacob	10-0	15	14	29	0.5-1	.	.	1
Hawkins, Jaylinn	12-3	15	14	29
Drayden, Josh	10-2	17	11	28	.	.	.	3
Davis, Ashtyn	12-3	14	11	25	.	.	.	3	.	.	1	.	.	.
Weaver, Evan	11-0	9	7	16	1.5-7	1.5-7
Manley, Marcus	12-2	5	11	16	1
Turner, Trey	6-0	10	6	16	0.5-1	.	1-3	1
Anoa'i, Hamilton	9-0	8	7	15	1.0-4	1.0-4
Westerfield, Noah	11-0	4	9	13	1
Nwokocha, Chibuzo	9-1	8	4	12	0.5-1	.	1-17	1	.	.	1	.	.	.
Allensworth, Darius	6-6	7	5	12	1.0-3	.	1-0	4
Psalms, Malik	12-0	3	8	11	.	.	.	1
Rambo, Evan	4-3	6	4	10	.	.	1-0	1
Grace, De'Zhon	4-0	3	6	9
Beck, Traveon	8-0	5	4	9
Dike, Kaodi	11-0	3	3	6	1.0-4	1-0
Brown, Derron	3-0	3	3	6	1	.	.	.
Muhammad, Khalfani	11-6	2	3	5
Watson, Tre	12-5	3	1	4	1-0
Johnson, Zeandae	11-0	2	2	4	0.5-1
Worstell, Patrick	10-1	3	1	4
Austin, Jack	12-0	.	3	3
Beito, Noah	12-0	.	2	2
Northnagel, Bradley	12-0	1	1	2
Bequette, Luc	4-0	1	1	2
Palmer, Chris	5-0	1	1	2
Netherda, Alex	9-0	1	1	2
Tongilava, Aisea	3-0	1	1	2
McMorris, Malik	12-4	2	.	2	1	.	.	.
Moore, Steven	11-11	1	.	1
McCrary III, Billy	10-0	1	.	1
Singleton, Brandon	9-0	1	.	1
Wharton III, Vic	11-1	1	.	1
Klumph, Dylan	12-0	1	.	1
Stovall, Melquise	10-7	1	.	1
Robertson, Demetris	12-11	1	.	1	1-0
Webb, Davis	12-12	1	.	1
Total.....	12-0	491	446	937	51-192	18-108	11-173	40	7	7-25	8	.	.	.
Opponents.....	12-0	563	408	971	56.0-231	16-130	12-107	64	30	3-0	8	1	1	1

TEAM STATISTICS

Date	Opponent	—RUSHING—				—RECEIVING—				—PASSING—				—KICK RET—				—PUNT RET—				tot off
		No	Yds	TD	Lg	No	Yds	TD	Lg	Cmp-Att-Int	Yds	TD	Lg	No	Yds	TD	Lg	No	Yds	TD	Lg	
Aug 27	vs. Hawaii	35	189	2	40	38	441	4	34	38-54-0	441	4	34	4	125	0	47	2	1	0	1	630
Sep 10	at San Diego State	22	82	0	22	41	522	5	59	41-72-3	522	5	59	5	93	0	21	2	0	0	0	604
Sep 17	Texas	40	111	3	54	27	396	4	38	27-40-0	396	4	38	6	167	0	42	2	1	0	1	507
Sep 24	at Arizona State	37	159	0	27	32	478	5	74	32-56-2	478	5	74	3	54	0	21	0	0	0	0	637
Oct 1	Utah	14	56	0	13	22	306	4	56	22-35-1	306	4	56	3	46	0	22	0	0	0	0	362
Oct 8	at Oregon State	44	317	4	50	24	124	0	25	24-45-1	124	0	25	6	122	0	39	1	11	0	11	441
Oct 21	Oregon	57	311	1	23	42	325	5	17	42-61-0	325	5	17	5	108	0	33	0	0	0	0	636
Oct 27	at USC	30	142	1	24	34	333	2	32	34-53-1	333	2	32	5	79	0	28	0	0	0	0	475
Nov 5	Washington	27	100	2	11	23	262	1	61	23-47-3	262	1	61	9	125	0	29	2	36	0	29	362
Nov 12	at Washington State	30	100	0	19	34	425	3	59	34-53-1	425	3	59	3	44	0	19	1	0	0	0	525
Nov 19	Stanford	24	90	2	16	34	393	2	70	34-57-0	393	2	70	3	59	0	24	3	14	0	10	483
Nov 26	UCLA	54	195	1	15	32	301	2	33	32-48-0	301	2	33	1	50	0	50	4	2	0	3	496
Total.....		414	1852	16	54	383	4306	37	74	383-621-12	4306	37	74	53	1072	0	50	17	65	0	29	6158
Opponents.....		532	3274	32	90	236	2945	30	67	236-395-11	2945	30	67	48	865	2	100	27	320	1	75	6219

Games: 12

Avg/rush: 4.5

Avg/catch: 11.2

Pass effic: 135.75

KR avg: 20.2

PR avg: 3.8

All-purpose avg/game: 622.3

Total offense avg/gm: 513.2

Date	Opponent	—TACKLES—				—SACKS—		—FUMBLE—		Pass		Blkd Kick	—Kicks-XPTS—				Pts
		Solo	Asst	Total	TFL-Yds	No-Yds	FF	FR-Yds	Int-Yds	QBH	Brk		Att-Mad	Run	Rcv	Saf	
Aug 27	vs. Hawaii	42	18	60	3.0-6	0.0-0	3	2-0	1-3	0	5	0	6-6	0	0	0	51
Sep 10	at San Diego State	48	22	70	4.0-12	2.0-9	1	1-0	1-0	0	2	0	4-4	0	0	0	40
Sep 17	Texas	35	78	113	4.0-14	3.0-13	1	0-0	2-62	2	3	0	6-6	1	0	0	50
Sep 24	at Arizona State	68	2	70	7.0-23	4.0-17	0	0-0	1-0	0	2	0	5-5	0	0	0	41
Oct 1	Utah	40	70	110	6.0-20	1.0-4	0	0-0	0-0	2	4	0	4-4	0	0	0	28
Oct 8	at Oregon State	42	32	74	1.0-1	0.0-0	0	0-0	2-42	1	3	0	5-5	0	0	0	44
Oct 21	Oregon	33	40	73	7.0-32	1.0-10	1	0-0	1-7	1	6	0	5-5	0	1	0	52
Oct 27	at USC	49	24	73	1.0-11	1.0-11	1	2-25	1-27	0	1	0	3-3	0	0	0	24
Nov 5	Washington	36	40	76	6.0-18	2.0-12	1	1-0	0-0	0	2	0	3-3	0	0	0	27
Nov 12	at Washington State	44	30	74	3.0-11	0.0-0	0	0-0	1-20	0	3	0	3-3	0	0	0	21
Nov 19	Stanford	30	64	94	5.0-19	1.0-8	0	0-0	0-0	0	4	0	4-4	0	0	0	31
Nov 26	UCLA	24	26	50	4.0-25	3.0-24	0	1-0	1-12	1	5	0	3-3	0	0	0	36
Total.....		491	446	937	51.0-192	18.0-108	8	7-25	11-173	7	40	0	51-51	1	1	0	445
Opponents.....		563	408	971	56.0-231	16.0-130	8	3-0	12-107	30	64	1	65-65	0	0	1	511

Date	Opponent	No	-----PUNTING-----								-----FIELD GOALS-----			-----KICKOFFS-----					OB
			Yds	Avg	Long	Blkd	TB	FC	50+I20	Att-Made	Lg	Blkd	No	Yds	Avg	TB			
Aug 27	vs. Hawaii	3	94	31.3	39	0	0	0	0	2	3-3	29	0	10	606	60.6	2	0	
Sep 10	at San Diego State	5	241	48.2	52	0	1	0	3	1	2-2	45	0	7	449	64.1	3	0	
Sep 17	Texas	6	241	40.2	64	1	0	1	2	2	0-0	0	0	9	555	61.7	1	0	
Sep 24	at Arizona State	5	248	49.6	60	0	0	0	3	1	3-2	47	0	7	421	60.1	4	0	
Oct 1	Utah	5	223	44.6	52	0	1	0	1	1	0-0	0	0	5	303	60.6	3	0	
Oct 8	at Oregon State	4	159	39.8	57	0	1	1	1	2	3-3	39	0	8	453	56.6	4	0	
Oct 21	Oregon	4	132	33.0	45	0	0	0	0	0	4-3	37	0	8	338	42.2	0	0	
Oct 27	at USC	4	178	44.5	54	0	0	0	1	2	1-1	27	0	5	253	50.6	1	0	
Nov 5	Washington	7	348	49.7	60	0	0	2	3	4	2-2	43	0	6	352	58.7	2	0	
Nov 12	at Washington State	5	220	44.0	56	0	0	2	1	3	1-0	0	0	4	243	60.8	3	1	
Nov 19	Stanford	6	259	43.2	52	0	1	0	1	2	2-1	43	0	5	210	42.0	0	0	
Nov 26	UCLA	4	172	43.0	55	0	1	1	1	2	5-5	44	0	9	422	46.9	0	1	
Total.....		58	2515	43.4	64	1	5	7	17	22	26-22	47	0	83	4605	55.5	23	2	
Opponents.....		51	2047	40.1	57	0	1	21	4	21	18-14	44	0	89	5398	60.7	31	3	



OPPONENT STATISTICS

Date	Opponent	—RUSHING—				—RECEIVING—				—PASSING—				—KICK RET—				—PUNT RET—				Tot off
		No.	Yds	TD	Lg	No.	Yds	TD	Lg	Cmp-Att-Int	Yds	TD	Lg	No	Yds	TD	Lg	No	Yds	TD	Lg	
Aug 27	vs. Hawai'i	38	248	3	53	17	234	1	39	17-34-1	234	1	39	7	145	0	30	0	0	0	0	482
Sep 10	at San Diego State	47	334	3	57	14	129	1	25	14-23-1	129	1	25	4	152	1	100	3	46	0	25	463
Sep 17	Texas	51	307	4	47	23	261	1	41	23-39-2	261	1	41	8	146	0	28	4	43	0	19	568
Sep 24	at Arizona State	50	164	3	14	21	290	1	30	21-30-1	290	1	30	4	73	1	42	3	46	0	31	454
Oct 1	Utah	54	176	3	13	24	266	0	35	24-43-0	266	0	35	2	29	0	19	4	23	0	11	442
Oct 8	at Oregon State	50	474	6	80	13	85	0	13	13-24-2	85	0	13	2	21	0	20	1	-1	0	0	559
Oct 21	Oregon	45	192	1	43	22	258	6	42	22-40-1	258	6	42	3	56	0	22	2	3	0	3	450
Oct 27	at USC	48	398	1	61	18	231	5	36	18-25-1	231	5	36	4	69	0	34	2	33	0	32	629
Nov 5	Washington	44	287	2	49	20	417	7	67	20-29-0	417	7	67	4	65	0	24	4	35	0	19	704
Nov 12	at Washington State	31	253	2	59	39	400	5	35	39-55-1	400	5	35	0	0	0	0	2	72	1	75	653
Nov 19	Stanford	50	357	4	90	13	198	2	59	13-23-0	198	2	59	5	44	0	11	1	11	0	11	555
Nov 26	UCLA	24	84	0	17	12	176	1	35	12-30-1	176	1	35	5	65	0	23	1	9	0	9	260
Opponents.....		532	3274	32	90	236	2945	30	67	236-395-11	2945	30	67	48	865	2	100	27	320	1	75	6219
Total.....		414	1852	16	54	383	4306	37	74	383-621-12	4306	37	74	53	1072	0	50	17	65	0	29	6158

Games: 12

Avg/rush: 6.2

Avg/catch: 12.5

Pass effc: 141.87

KR avg: 18.0

PR avg: 11.9

All-purpose avg/game: 625.9

Total offense avg/gm: 518.2

Date	Opponent	—TACKLES—				—SACKS—		—FUMBLE—		Pass		Blkd Kick	—Kicks-XPTS—				Pts
		Solo	Ast	Total	TFL-Yds	No-Yds	FF	FR-Yds	Int-Yds	QBH	Brk		Att-Mad	Run	Rcv	Saf	
Aug 27	vs. Hawai'i	52	38	90	4.0-24	2.0-22	0	0-0	0-0	2	2	0	4-4	0	0	0	31
Sep 10	at San Diego State	47	24	71	5.0-21	2.0-14	2	1-0	3-9	0	7	0	6-6	0	0	0	45
Sep 17	Texas	42	40	82	6.0-38	3.0-32	2	0-0	0-0	3	4	1	5-5	0	0	1	43
Sep 24	at Arizona State	61	6	67	7.0-38	3.0-24	2	1-0	2-50	0	5	0	6-6	0	0	0	51
Oct 1	Utah	21	22	43	4.0-22	1.0-12	0	0-0	1-0	1	1	0	2-2	0	0	0	23
Oct 8	at Oregon State	49	42	91	6.0-17	1.0-3	0	0-0	1-0	4	8	0	5-5	0	0	0	47
Oct 21	Oregon	61	64	125	4.0-7	2.0-5	0	0-0	0-0	2	6	0	7-7	0	0	0	49
Oct 27	at USC	50	32	82	5.0-8	0.0-0	1	1-0	1-0	2	5	0	6-6	0	0	0	45
Nov 5	Washington	34	30	64	2.0-11	1.0-9	0	0-0	3-27	6	9	0	9-9	0	0	0	66
Nov 12	at Washington State	49	24	73	6.0-21	1.0-9	1	0-0	1-21	4	3	0	8-8	0	0	0	56
Nov 19	Stanford	43	24	67	5.0-16	0.0-0	0	0-0	0-0	4	5	0	6-6	0	0	0	45
Nov 26	UCLA	54	62	116	2.0-8	0.0-0	0	0-0	0-0	2	9	0	1-1	0	0	0	10
Opponents.....		563	408	971	56.0-231	16.0-130	8	3-0	12-107	30	64	1	65-65	0	0	1	511
Total.....		491	446	937	51.0-192	18.0-108	8	7-25	11-173	7	40	0	51-51	1	1	0	445

			-----PUNTING-----								-----FIELD GOALS-----			-----KICKOFFS-----				
Date	Opponent	No	Yds	Avg	Long	Blkd	TB	FC	50+ I20	Att-Made	Lg	Blkd	No	Yds	Avg	TB	OB	
Aug 27	vs. Hawai'i	4	149	37.2	41	0	0	1	0 2	1-1	42	0	5	287	57.4	1	0	
Sep 10	at San Diego State	5	190	38.0	50	0	0	3	1 2	1-1	39	0	8	509	63.6	3	0	
Sep 17	Texas	4	174	43.5	50	0	0	2	1 2	4-2	38	0	8	510	63.8	2	0	
Sep 24	at Arizona State	5	237	47.4	57	0	0	3	2 5	3-3	44	0	10	650	65.0	7	0	
Oct 1	Utah	3	127	42.3	44	0	0	2	0 2	2-1	40	0	5	284	56.8	1	1	
Oct 8	at Oregon State	2	79	39.5	46	0	0	0	0 0	2-2	31	0	8	491	61.4	2	0	
Oct 21	Oregon	6	244	40.7	46	0	1	5	0 1	0-0	0	0	7	448	64.0	2	0	
Oct 27	at USC	2	75	37.5	38	0	0	2	0 1	2-1	32	0	8	507	63.4	2	1	
Nov 5	Washington	4	130	32.5	43	0	0	0	0 1	1-1	36	0	11	524	47.6	0	0	
Nov 12	at Washington State	3	115	38.3	45	0	0	0	0 0	0-0	0	0	9	547	60.8	6	0	
Nov 19	Stanford	5	212	42.4	49	0	0	1	0 2	1-1	40	0	7	446	63.7	3	1	
Nov 26	UCLA	8	315	39.4	48	0	0	2	0 3	1-1	28	0	3	195	65.0	2	0	
Opponents.....		51	2047	40.1	57	0	1	21	4 21	18-14	44	0	89	5398	60.7	31	3	
Total.....		58	2515	43.4	64	1	5	7	17 22	26-22	47	0	83	4605	55.5	23	2	

TEAM GAME-BY-GAME COMPARISON

Opponent	Score	Total	Rush	First Downs			Rushing Number-Yards	Passing		Yards	Total Offense Plays-Yards	Return Yards	Turn- Overs
				Pass	Pen			Comp-Att-Int					
vs. Hawai'i	51-31	31/26	10/13	19/11	2/2		35-189/38-248	38-54-0/17-34-1		441/234	89-630/72-482	129/145	0/3
at San Diego State	40-45	30/22	5/13	23/8	2/1		22-82/47-334	41-72-3/14-23-1		522/129	94-604/70-463	93/207	4/2
Texas	50-43	24/34	4/19	19/11	1/4		40-111/51-307	27-40-0/23-39-2		396/261	80-507/90-568	230/189	0/2
at Arizona State	41-51	29/23	8/9	20/12	1/2		37-159/50-164	32-56-2/21-30-1		478/290	93-637/80-454	54/169	3/1
Utah	28-23	17/30	4/14	12/13	1/3		14-56/54-176	22-35-1/24-43-0		306/266	49-362/97-442	46/52	1/0
at Oregon State	44-47	27/27	17/19	5/6	5/2		44-317/50-474	24-45-1/13-24-2		124/85	89-441/74-559	175/20	1/2
Oregon	52-49	40/27	18/9	20/13	2/5		57-311/45-192	42-61-0/22-40-1		325/258	118-636/85-450	115/59	0/1
at USC	24-45	29/31	8/17	16/13	5/1		30-142/48-398	34-53-1/18-25-1		333/231	83-475/73-629	131/102	2/3
Washington	27-66	18/31	6/13	10/13	2/5		27-100/44-287	23-47-3/20-29-0		262/417	74-362/73-704	161/127	3/1
at Washington State	21-56	30/34	7/13	19/18	4/3		30-100/31-253	34-53-1/39-55-1		425/400	83-525/86-653	64/93	1/1
Stanford	31-45	26/24	5/16	19/7	2/1		24-90/50-357	34-57-0/13-23-0		393/198	81-483/73-555	73/55	0/0
UCLA	36-10	34/11	11/3	15/8	8/0		54-195/24-84	32-48-0/12-30-1		301/176	102-496/54-260	64/74	0/2
Totals.....	445-511	335/320	103/158	197/133	35/29		414-1852/532-3274	383-621-12/236-395-11		4306/2945	1035-6158/927-6219	1335/1292	15/18

Note: Game totals are displayed in the format TEAM/OPPONENT for each category

Opponent	3rd Down	4th Down	Time of Possession	TOP Margin	Avg Yds/Rush	Avg Yds/Pass	Avg Yds/Play	Punting Number-Avg	Penalties Number-Yards
	Conversions	Conversions							
vs. Hawai'i	8-17/8-14	2-2/1-1	30:53/29:07	1:46	5.4/6.5	8.2/6.9	7.1/6.7	3-31.3/4-37.2	6-80/6-52
at San Diego State	7-19/5-13	1-2/0-1	25:30/34:30	-9:00	3.7/7.1	7.2/5.6	6.4/6.6	5-48.2/5-38.0	5-55/14-105
Texas	7-15/7-15	1-2/0-0	28:13/31:47	-3:34	2.8/6.0	9.9/6.7	6.3/6.3	6-40.2/4-43.5	6-71/7-50
at Arizona State	10-20/7-17	2-2/1-1	29:16/30:44	-1:28	4.3/3.3	8.5/9.7	6.8/5.7	5-49.6/5-47.4	8-60/5-44
Utah	5-11/7-20	0-0/4-5f	17:59/42:01	-24:02	4.0/3.3	8.7/6.2	7.4/4.6	5-44.6/3-42.3	8-65/3-30
at Oregon State	6-19/8-12	5-5/0-0	26:48/33:12	-6:24	7.2/9.5	2.8/3.5	5.0/7.6	4-39.8/2-39.5	10-85/10-81
Oregon	12-24/4-12	4-5/2-2	36:20/23:40	12:40	5.5/4.3	5.3/6.4	5.4/5.3	4-33.0/6-40.7	14-145/14-134
at USC	3-12/6-10	2-4/1-1	28:09/31:51	-3:42	4.7/8.3	6.3/9.2	5.7/8.6	4-44.5/2-37.5	7-65/13-125
Washington	1-14/5-10	2-3/0-0	23:53/36:07	-12:14	3.7/6.5	5.6/14.4	4.9/9.6	7-49.7/4-32.5	9-93/5-35
at Washington State	4-14/8-11	1-3/0-0	26:14/33:46	-7:32	3.3/8.2	8.0/7.3	6.3/7.6	5-44.0/3-38.3	10-120/12-120
Stanford	10-18/8-14	0-0/0-0	24:14/35:46	-11:32	3.8/7.1	6.9/8.6	6.0/7.6	6-43.2/5-42.4	4-45/7-50
UCLA	6-19/3-13	3-3/0-0	42:09/17:51	24:18	3.6/3.5	6.3/5.9	4.9/4.8	4-43.0/8-39.4	2-25/11-95
Totals.....	79-202/76-161	23-31/9-11	339:38/380:22	-40:44	4.5/6.2	6.9/7.5	5.9/6.7	58-43.4/51-40.1	909/921

Note: Game totals are displayed in the format TEAM/OPPONENT for each category



INDIVIDUAL GAME HIGHS

Rushes	29	Muhammad, Khalfani vs UCLA (Nov 26)
Yards Rushing	165	Muhammad, Khalfani at Oregon State (Oct 8)
TD Rushes	2	Enwere, Vic vs Texas (Sep 17) Watson, Tre at Oregon State (Oct 8) Watson, Tre vs Stanford (Nov 19)
Long Rush	54	Enwere, Vic vs Texas (Sep 17)
Pass attempts	72	Webb, Davis at San Diego State (Sep 10)
Pass completions	42	Webb, Davis vs Oregon (Oct 21)
Yards Passing	522	Webb, Davis at San Diego State (Sep 10)
TD Passes	5	Webb, Davis at San Diego State (Sep 10) Webb, Davis at Arizona State (Sep 24) Webb, Davis vs Oregon (Oct 21)
Long Pass	74	Webb, Davis at Arizona State (Sep 24)
Receptions	14	Hansen, Chad vs. Hawai'i (Aug 27) Hansen, Chad at San Diego State (Sep 10)
Yards Receiving	196	Hansen, Chad vs Texas (Sep 17)
TD Receptions	2	Hansen, Chad vs. Hawai'i (Aug 27) Hudson, Raymond at San Diego State (Sep 10) Hansen, Chad vs Texas (Sep 17) Robertson, Demetris at Arizona State (Sep 24) Hansen, Chad vs Utah (Oct 1) Robertson, Demetris vs Utah (Oct 1) Watson, Tre vs Oregon (Oct 21) Hansen, Chad vs Stanford (Nov 19)
Long Reception	74	Watson, Tre at Arizona State (Sep 24)
Field Goals	5	Anderson, Matt vs UCLA (Nov 26)
Long Field Goal	47	Anderson, Matt at Arizona State (Sep 24)
Punts	7	Klumph, Dylan vs Washington (Nov 5)
Punting Avg	51.0	Webb, Davis at San Diego State (Sep 10)
Long Punt	64	Klumph, Dylan vs Texas (Sep 17)
Punts inside 20	4	Klumph, Dylan vs Washington (Nov 5)
Long Punt Return	29	Wharton III, Vic vs Washington (Nov 5)
Long Kickoff Return	50	Muhammad, Khalfani vs UCLA (Nov 26)
Tackles	14	Downs, Devante vs Stanford (Nov 19)
Sacks	2.0	Saffle, Cameron at Arizona State (Sep 24)
Tackles For Loss	2.0	Saffle, Cameron vs. Hawai'i (Aug 27) Saffle, Cameron at Arizona State (Sep 24) Downs, Devante at Arizona State (Sep 24) Looney, James vs Oregon (Oct 21) Walker, Cameron vs Oregon (Oct 21)
Interceptions	1	Walker, Cameron vs. Hawai'i (Aug 27) Rambo, Evan at San Diego State (Sep 10) Rubenzer, Luke vs Texas (Sep 17) Nwokocha, Chibuzo vs Texas (Sep 17) Allensworth, Darius at Arizona State (Sep 24) Turner, Trey at Oregon State (Oct 8) Davison, Raymond at Oregon State (Oct 8) Kunaszyk, Jordan vs Oregon (Oct 21) Rubenzer, Luke at USC (Oct 27) Vanderbilt, Khari at Washington State (Nov 12) Downs, Devante vs UCLA (Nov 26)

TEAM GAME HIGHS

Rushes	57	vs Oregon (Oct 21)
Yards Rushing	317	at Oregon State (Oct 8)
Yards Per Rush	7.2	at Oregon State (Oct 8)
TD Rushes	4	at Oregon State (Oct 8)
Pass attempts	72	at San Diego State (Sep 10)
Pass completions	42	vs Oregon (Oct 21)
Yards Passing	522	at San Diego State (Sep 10)
Yards Per Pass	9.9	vs Texas (Sep 17)
TD Passes	5	at San Diego State (Sep 10) at Arizona State (Sep 24) vs Oregon (Oct 21)
Total Plays	118	vs Oregon (Oct 21)
Total Offense	637	at Arizona State (Sep 24)
Yards Per Play	7.4	vs Utah (Oct 1)
Points	52	vs Oregon (Oct 21)
Sacks By	4	at Arizona State (Sep 24)
First Downs	40	vs Oregon (Oct 21)
Penalties	14	vs Oregon (Oct 21)
Penalty Yards	145	vs Oregon (Oct 21)
Turnovers	4	at San Diego State (Sep 10)
Interceptions By	2	vs Texas (Sep 17) at Oregon State (Oct 8)
Punts	7	vs Washington (Nov 5)
Punting Avg	49.7	vs Washington (Nov 5)
Long Punt	64	vs Texas (Sep 17)
Punts inside 20	4	vs Washington (Nov 5)
Long Punt Return	29	vs Washington (Nov 5)

OPPONENT INDIVIDUAL GAME HIGHS

Rushes	31	McCaffrey, Christian, vs Stanford (Nov 19)
Yards Rushing	284	McCaffrey, Christian, vs Stanford (Nov 19)
TD Rushes	3	Pumphrey, Donnel, at San Diego State (Sep 10)
		Wilkins, Manny, at Arizona State (Sep 24)
		Nall, Ryan, at Oregon State (Oct 8)
		McCaffrey, Christian vs Stanford (Nov 19)
Long Rush	90	McCaffrey, Christian vs Stanford (Nov 19)
Pass attempts	50	Falk, Luke, at Washington State (Nov 12)
Pass completions	36	Falk, Luke, at Washington State (Nov 12)
Yards Passing	378	Browning, Jake, vs Washington (Nov 5)
TD Passes	6	Herbert, Justin, vs Oregon (Oct 21)
		Browning, Jake, vs Washington (Nov 5)
Long Pass	67	Browning, Jake, vs Washington (Nov 5)
Receptions	9	Cracraft, River, at Washington State (Nov 12)
Yards Receiving	208	Ross, John, vs Washington (Nov 5)
TD Receptions	3	Pettis, Dante, vs Washington (Nov 5)
		Ross, John, vs Washington (Nov 5)
		Cracraft, River, at Washington State (Nov 12)
Long Reception	67	Ross, John, vs Washington (Nov 5)
Field Goals	3	Gonzalez, Zane, at Arizona State (Sep 24)
Long Field Goal	44	Gonzalez, Zane, at Arizona State (Sep 24)
Punts	8	Flintoft, Stefan, vs UCLA (Nov 26)
Punting Avg	50.3	Haack, Matt, at Arizona State (Sep 24)
Long Punt	57	Haack, Matt, at Arizona State (Sep 24)
Punts inside 20	3	Haack, Matt, at Arizona State (Sep 24)
		Flintoft, Stefan, vs UCLA (Nov 26)
Long Punt Return	75	Fossum, Kaleb, at Washington State (Nov 12)
Long Kickoff Return	100	Penny, Rashaad, at San Diego State (Sep 10)
Tackles	15	Brown, Jayon, vs UCLA (Nov 26)
Sacks	2.0	Crump, Koron, at Arizona State (Sep 24)
Tackles For Loss	2.0	Crump, Koron, at Arizona State (Sep 24)
		Smith, Cameron, at USC (Oct 27)
		Barton, Sean, vs Stanford (Nov 19)
Interceptions	2	Jones, Sidney, vs Washington (Nov 5)

OPPONENT TEAM GAME HIGHS

Rushes	54	vs Utah (Oct 1)
Yards Rushing	474	at Oregon State (Oct 8)
Yards Per Rush	9.5	at Oregon State (Oct 8)
TD Rushes	6	at Oregon State (Oct 8)
Pass attempts	55	at Washington State (Nov 12)
Pass completions	39	at Washington State (Nov 12)
Yards Passing	417	vs Washington (Nov 5)
Yards Per Pass	14.4	vs Washington (Nov 5)
TD Passes	7	vs Washington (Nov 5)
Total Plays	97	vs Utah (Oct 1)
Total Offense	704	vs Washington (Nov 5)
Yards Per Play	9.6	vs Washington (Nov 5)
Points	66	vs Washington (Nov 5)
Sacks By	3	vs Texas (Sep 17)
		at Arizona State (Sep 24)
First Downs	34	vs Texas (Sep 17)
		at Washington State (Nov 12)
Penalties	14	at San Diego State (Sep 10)
		vs Oregon (Oct 21)
Penalty Yards	134	vs Oregon (Oct 21)
Turnovers	3	vs. Hawai'i (Aug 27)
		at USC (Oct 27)
Interceptions By	3	at San Diego State (Sep 10)
		vs Washington (Nov 5)
Punts	8	vs UCLA (Nov 26)
Punting Avg	47.4	at Arizona State (Sep 24)
Long Punt	57	at Arizona State (Sep 24)
Punts inside 20	5	at Arizona State (Sep 24)
Long Punt Return	75	at Washington State (Nov 12)

CALIFORNIA INSIDE OPPONENT RED-ZONE

Date	Opponent	Score	Times In RZ	Times Scored	Total Pts	TDs	Rush TDs	Pass TDs	FGs Made	FGA	Downs	Int	Fumb	Half	Game
Aug 27	vs. Hawai'i	W, 51-31	7	6	30	3	1	2	3	0	0	0	0	1	0
Sep 10	at San Diego State	L, 40-45	3	2	9	1	0	1	1	0	0	1	0	0	0
Sep 17	Texas	W, 50-43	5	4	29	4	3	1	0	0	0	0	0	1	0
Sep 24	at Arizona State	L, 41-51	3	3	17	2	0	2	1	0	0	0	0	0	0
Oct 1	Utah	W, 28-23	0	0	0	0	0	0	0	0	0	0	0	0	0
Oct 8	at Oregon State	L, 44-47 (OT)	5	5	27	3	3	0	2	0	0	0	0	0	0
Oct 21	Oregon	W, 52-49 (2OT)	9	9	52	6	1	5	3	0	0	0	0	0	0
Oct 27	at USC	L, 24-45	4	3	17	2	1	1	1	0	0	0	0	1	0
Nov 5	Washington	L, 27-66	4	4	24	3	2	1	1	0	0	0	0	0	0
Nov 12	at Washington State	L, 21-56	5	2	14	2	0	2	0	1	1	1	0	0	0
Nov 19	Stanford	L, 31-45	3	3	21	3	2	1	0	0	0	0	0	0	0
Nov 26	UCLA	W, 36-10	6	6	30	3	1	2	3	0	0	0	0	0	0
Total.....			54	47	270	32	14	18	15	1	1	2	0	3	0

47 of 54 (87.0%)

OPPONENTS INSIDE CALIFORNIA RED-ZONE

Date	Opponent	Score	Times In RZ	Times Scored	Total Pts	TDs	Rush TDs	Pass TDs	FGs Made	FGA	Downs	Int	Fumb	Half	Game
Aug 27	vs. Hawai'i	W 51-31	2	2	14	2	2	0	0	0	0	0	0	0	0
Sep 10	at San Diego State	L 40-45	1	1	7	1	1	0	0	0	0	0	0	0	0
Sep 17	Texas	W 50-43	4	4	24	3	3	0	1	0	0	0	0	0	0
Sep 24	at Arizona State	L 41-51	5	5	27	3	3	0	2	0	0	0	0	0	0
Oct 1	Utah	W 28-23	5	3	20	3	3	0	0	0	1	0	0	1	0
Oct 8	at Oregon State	L 44-47	6	6	33	4	4	0	2	0	0	0	0	0	0
Oct 21	Oregon	W 52-49	5	5	35	5	1	4	0	0	0	0	0	0	0
Oct 27	at USC	L 24-45	8	6	38	5	0	5	1	1	0	0	1	0	0
Nov 5	Washington	L 27-66	5	5	31	4	1	3	1	0	0	0	0	0	0
Nov 12	at Washington State	L 21-56	7	7	49	7	2	5	0	0	0	0	0	0	0
Nov 19	Stanford	L 31-45	4	4	28	4	3	1	0	0	0	0	0	0	0
Nov 26	UCLA	W 36-10	2	2	10	1	0	1	1	0	0	0	0	0	0
Total.....			54	50	316	42	23	19	8	1	1	0	1	1	0

50 of 54 (92.6%)



CALIFORNIA BY-QUARTER STATISTICS

3RD-DOWN CONVERSIONS

Date	Opponent	Score	Overall	1st Qtr	2nd Qtr	3rd Qtr	4th Qtr	OT Qtr
Aug 27	vs. Hawai'i	W, 51-31	8-17 47.1%	1-5 20.0%	2-5 40.0%	2-2 100.0%	3-5 60.0%	
Sep 10	at San Diego State	L, 40-45	7-19 36.8%	2-4 50.0%	1-3 33.3%	3-5 60.0%	1-7 14.3%	
Sep 17	Texas	W, 50-43	7-15 46.7%	2-4 50.0%	3-5 60.0%	1-3 33.3%	1-3 33.3%	
Sep 24	at Arizona State	L, 41-51	10-20 50.0%	2-5 40.0%	3-6 50.0%	0-2 0.0%	5-7 71.4%	
Oct 1	Utah	W, 28-23	5-11 45.5%	2-3 66.7%	1-4 25.0%	1-2 50.0%	1-2 50.0%	
Oct 8	at Oregon State	L, 44-47 (OT)	6-19 31.6%	0-3 0.0%	1-5 20.0%	3-5 60.0%	2-5 40.0%	0-1 0.0%
Oct 21	Oregon	W, 52-49 (2OT)	12-24 50.0%	4-5 80.0%	3-7 42.9%	1-6 16.7%	2-3 66.7%	2-3 66.7%
Oct 27	at USC	L, 24-45	3-12 25.0%	0-2 0.0%	0-3 0.0%	1-2 50.0%	2-5 40.0%	
Nov 5	Washington	L, 27-66	1-14 7.1%	0-6 0.0%	1-3 33.3%	0-4 0.0%	0-1 0.0%	
Nov 12	at Washington State	L, 21-56	4-14 28.6%	0-4 0.0%	2-4 50.0%	2-4 50.0%	0-2 0.0%	
Nov 19	Stanford	L, 31-45	10-18 55.6%	3-5 60.0%	2-4 50.0%	4-6 66.7%	1-3 33.3%	
Nov 26	UCLA	W, 36-10	6-19 31.6%	0-5 0.0%	1-5 20.0%	2-3 66.7%	3-6 50.0%	
Total.....			79-202 39.1%	16-51 31.4%	20-54 37.0%	20-44 45.5%	21-49 42.9%	2-4 50.0%
Opponents.....			76-161 47.2%	19-44 43.2%	14-34 41.2%	25-44 56.8%	17-38 44.7%	1-11 0.0%

4TH-DOWN CONVERSIONS

Date	Opponent	Score	Overall	1st Qtr	2nd Qtr	3rd Qtr	4th Qtr	OT Qtr
Aug 27	vs. Hawai'i	W, 51-31	2-2 100.0%	2-2 100.0%	0-0 0.0%	0-0 0.0%	0-0 0.0%	
Sep 10	at San Diego State	L, 40-45	1-2 50.0%	0-0 0.0%	0-0 0.0%	0-0 0.0%	1-2 50.0%	
Sep 17	Texas	W, 50-43	1-2 50.0%	0-1 0.0%	0-0 0.0%	0-0 0.0%	1-1 100.0%	
Sep 24	at Arizona State	L, 41-51	2-2 100.0%	0-0 0.0%	1-1 100.0%	0-0 0.0%	1-1 100.0%	
Oct 1	Utah	W, 28-23	0-0 0.0%	0-0 0.0%	0-0 0.0%	0-0 0.0%	0-0 0.0%	
Oct 8	at Oregon State	L, 44-47 (OT)	5-5 100.0%	1-1 100.0%	1-1 100.0%	0-0 0.0%	3-3 100.0%	0-0 0.0%
Oct 21	Oregon	W, 52-49 (2OT)	4-5 80.0%	0-0 0.0%	3-3 100.0%	1-2 50.0%	0-0 0.0%	0-0 0.0%
Oct 27	at USC	L, 24-45	2-4 50.0%	0-0 0.0%	0-0 0.0%	0-1 0.0%	2-3 66.7%	
Nov 5	Washington	L, 27-66	2-3 66.7%	1-1 100.0%	1-1 100.0%	0-1 0.0%	0-0 0.0%	
Nov 12	at Washington State	L, 21-56	1-3 33.3%	1-1 100.0%	0-0 0.0%	0-1 0.0%	0-1 0.0%	
Nov 19	Stanford	L, 31-45	0-0 0.0%	0-0 0.0%	0-0 0.0%	0-0 0.0%	0-0 0.0%	
Nov 26	UCLA	W, 36-10	3-3 100.0%	2-2 100.0%	0-0 0.0%	0-0 0.0%	1-1 100.0%	
Total.....			23-31 74.2%	7-8 87.5%	6-6 100.0%	1-5 20.0%	9-12 75.0%	0-0 0.0%
Opponents.....			9-11 81.8%	1-2 50.0%	3-3 100.0%	2-2 100.0%	3-4 75.0%	0-0 0.0%

TIME OF POSSESSION

Date	Opponent	Score	Overall	1st Qtr	2nd Qtr	3rd Qtr	4th Qtr	OT Qtr
Aug 27	vs. Hawai'i	W, 51-31	30:53	7:00	10:28	5:36	7:49	
Sep 10	at San Diego State	L, 40-45	25:30	7:49	5:44	6:12	5:45	
Sep 17	Texas	W, 50-43	28:13	8:29	7:17	4:52	7:35	
Sep 24	at Arizona State	L, 41-51	29:16	7:51	10:15	4:26	6:44	
Oct 1	Utah	W, 28-23	17:59	5:01	5:11	3:43	4:04	
Oct 8	at Oregon State	L, 44-47 (OT)	26:48	3:59	7:36	6:51	8:22	0:00
Oct 21	Oregon	W, 52-49 (2OT)	36:20	8:22	10:58	8:43	8:17	0:00
Oct 27	at USC	L, 24-45	28:09	5:16	7:50	9:19	5:44	
Nov 5	Washington	L, 27-66	23:53	8:39	4:43	5:36	4:55	
Nov 12	at Washington State	L, 21-56	26:14	7:35	7:18	6:03	5:18	
Nov 19	Stanford	L, 31-45	24:14	6:48	4:42	8:27	4:17	
Nov 26	UCLA	W, 36-10	42:09	10:58	9:28	9:25	12:18	
Total.....			339:38	87:47	91:30	79:13	81:08	0:00
Avg.			28:18	7:18	7:37	6:36	6:45	0:00
Opponents.....			380:22	92:13	88:30	100:47	98:52	0:00
Avg.			31:41	7:41	7:22	8:23	8:14	0:00



GAME-BY-GAME STARTERS

vs. Hawai'i (Aug 27)

LT	79	Patrick Mekari	DE	51	Cameron Saffle
LG	66	Chris Borrayo	DT	9	James Looney
C	57	Addison Ooms	DT	97	Tony Mekari
RG	62	Dwayne Wallace	DE	95	DeVante Wilson
RT	64	Steven Moore	MIKE	31	Raymond Davison
QB	7	Davis Webb	WILL	1	Devante Downs
RB	29	Khalfani Muhammad	NICK	3	Cameron Walker
X	8	Demetris Robertson	CB	18	Marloshaw Franklin Jr.
H	11	Raymond Hudson	S	7	Khari Vanderbilt
Y	1	Melquise Stovall	S	21	Evan Rambo
Z	6	Chad Hansen	CB	2	Darius Allensworth

at San Diego State (Sep 10)

LT	79	Patrick Mekari	DE	51	Cameron Saffle
LG	66	Chris Borrayo	DT	9	James Looney
C	57	Addison Ooms	DT	97	Tony Mekari
RG	73	Jeremiah Stuckey	DE	95	DeVante Wilson
RT	64	Steven Moore	MIKE	31	Raymond Davison
QB	7	Davis Webb	WILL	1	Devante Downs
RB	5	Tre Watson	NICK	3	Cameron Walker
Y	1	Melquise Stovall	CB	18	Marloshaw Franklin Jr.
Y	26	Bug Rivera	S	7	Khari Vanderbilt
Z	6	Chad Hansen	S	21	Evan Rambo
FB	99	Malik McMorris	CB	2	Darius Allensworth

Texas (Sep 17)

LT	75	Aaron Cochran	DE	51	Cameron Saffle
LG	66	Chris Borrayo	DT	9	James Looney
C	57	Addison Ooms	DT	97	Tony Mekari
RG	62	Dwayne Wallace	DE	95	DeVante Wilson
RT	64	Steven Moore	MIKE	31	Raymond Davison
QB	7	Davis Webb	WILL	1	Devante Downs
X	8	Demetris Robertson	NICK	3	Cameron Walker
H	11	Raymond Hudson	CB	18	Marloshaw Franklin Jr.
Y	1	Melquise Stovall	S	7	Khari Vanderbilt
Z	6	Chad Hansen	S	21	Evan Rambo
WR	9	Kanawai Noa	CB	2	Darius Allensworth

at Arizona State (Sep 24)

LT	75	Aaron Cochran	DE	51	Cameron Saffle
LG	66	Chris Borrayo	DT	9	James Looney
C	57	Addison Ooms	DT	97	Tony Mekari
RG	73	Jeremiah Stuckey	DE	95	DeVante Wilson
RT	64	Steven Moore	MIKE	31	Raymond Davison
QB	7	Davis Webb	WILL	1	Devante Downs
RB	29	Khalfani Muhammad	NICK	3	Cameron Walker
X	8	Demetris Robertson	CB	18	Marloshaw Franklin Jr.
H	15	Jordan Veasy	S	7	Khari Vanderbilt
Y	1	Melquise Stovall	S	17	Luke Rubenzer
Z	6	Chad Hansen	CB	2	Darius Allensworth

Utah (Oct 1)

LT	75	Aaron Cochran	DE	51	Cameron Saffle
LG	66	Chris Borrayo	DT	9	James Looney
C	57	Addison Ooms	DT	97	Tony Mekari
RG	73	Jeremiah Stuckey	DE	95	DeVante Wilson
RT	64	Steven Moore	MIKE	31	Raymond Davison
QB	7	Davis Webb	WILL	1	Devante Downs
RB	5	Tre Watson	NICK	3	Cameron Walker
X	8	Demetris Robertson	CB	18	Marloshaw Franklin Jr.
H	11	Raymond Hudson	S	7	Khari Vanderbilt
Z	6	Chad Hansen	S	17	Luke Rubenzer
FB	99	Malik McMorris	CB	20	Josh Drayden

at Oregon State (Oct 8)

LT	75	Aaron Cochran	DE	51	Cameron Saffle
LG	66	Chris Borrayo	DT	9	James Looney
C	57	Addison Ooms	DT	97	Tony Mekari
RG	62	Dwayne Wallace	DE	95	DeVante Wilson
RT	64	Steven Moore	MIKE	31	Raymond Davison
QB	7	Davis Webb	WILL	1	Devante Downs
RB	5	Tre Watson	NICK	3	Cameron Walker
X	8	Demetris Robertson	CB	18	Marloshaw Franklin Jr.
H	11	Raymond Hudson	S	7	Khari Vanderbilt
Y	26	Bug Rivera	S	17	Luke Rubenzer
Z	6	Chad Hansen	CB	2	Darius Allensworth

vs. Oregon (Oct 21)

LT	75	Aaron Cochran	DE	51	Cameron Saffle
LG	66	Chris Borrayo	DT	9	James Looney
C	57	Addison Ooms	DT	97	Tony Mekari
RG	62	Dwayne Wallace	DE	95	DeVante Wilson
RT	64	Steven Moore	MIKE	31	Raymond Davison
QB	7	Davis Webb	WILL	1	Devante Downs
RB	29	Khalfani Muhammad	NICK	3	Cameron Walker
X	8	Demetris Robertson	CB	18	Marloshaw Franklin Jr.
H	11	Raymond Hudson	S	7	Khari Vanderbilt
Y	26	Bug Rivera	S	17	Luke Rubenzer
Z	17	Vic Wharton III	CB	2	Darius Allensworth

at USC (Oct 27)

LT	75	Aaron Cochran	DE	51	Cameron Saffle
LG	66	Chris Borrayo	DT	9	James Looney
C	57	Addison Ooms	DT	97	Tony Mekari
RG	62	Dwayne Wallace	DE	95	DeVante Wilson
RT	64	Steven Moore	MIKE	31	Raymond Davison
QB	7	Davis Webb	WILL	1	Devante Downs
RB	5	Tre Watson	NICK	3	Cameron Walker
X	8	Demetris Robertson	CB	18	Marloshaw Franklin Jr.
H	11	Raymond Hudson	S	7	Khari Vanderbilt
Y	1	Melquise Stovall	S	17	Luke Rubenzer
Z	15	Jordan Veasy	CB	20	Josh Drayden

Washington (Nov 5)

LT	75	Aaron Cochran	DE	51	Cameron Saffle
LG	79	Patrick Mekari	DT	9	James Looney
C	57	Addison Ooms	DT	92	Marcus Manley
RG	62	Dwayne Wallace	DE	95	DeVante Wilson
RT	64	Steven Moore	MIKE	31	Raymond Davison
QB	7	Davis Webb	WILL	1	Devante Downs
RB	29	Khalfani Muhammad	NICK	3	Cameron Walker
X	8	Demetris Robertson	CB	18	Marloshaw Franklin Jr.
H	11	Raymond Hudson	S	7	Khari Vanderbilt
Y	1	Melquise Stovall	S	17	Luke Rubenzer
Z	6	Chad Hansen	CB	16	Chibuzo Nwokocho

at Washington State (Nov 12)

LT	75	Aaron Cochran	DE	51	Cameron Saffle
LG	66	Chris Borrayo	DT	9	James Looney
C	57	Addison Ooms	DT	97	Tony Mekari
RG	62	Dwayne Wallace	DE	95	DeVante Wilson
RT	64	Steven Moore	MIKE	31	Raymond Davison
QB	7	Davis Webb	WILL	1	Devante Downs
RB	5	Tre Watson	NICK	3	Cameron Walker
X	8	Demetris Robertson	CB	18	Marloshaw Franklin Jr.
Y	1	Melquise Stovall	S	7	Khari Vanderbilt
Z	6	Chad Hansen	S	6	Jaylinn Hawkins
FB	99	Malik McMorris	CB	27	Ashtyn Davis

Stanford (Nov 19)

LT	75	Aaron Cochran	DE	51	Cameron Saffle
LG	66	Chris Borrayo	DT	9	James Looney
C	57	Addison Ooms	DT	97	Tony Mekari
RG	62	Dwayne Wallace	DE	95	DeVante Wilson
RT	64	Steven Moore	MIKE	31	Raymond Davison
QB	7	Davis Webb	WILL	1	Devante Downs
RB	29	Khalfani Muhammad	NICK	3	Cameron Walker
X	8	Demetris Robertson	CB	18	Marloshaw Franklin Jr.
H	15	Jordan Veasy	S	7	Khari Vanderbilt
Y	26	Bug Rivera	S	6	Jaylinn Hawkins
Z	6	Chad Hansen	CB	27	Ashtyn Davis

UCLA (Nov 26)

LT	75	Aaron Cochran	DE	51	Cameron Saffle
LG	66	Chris Borrayo	DT	9	James Looney
C	57	Addison Ooms	DT	92	Marcus Manley
RG	62	Dwayne Wallace	DE	95	DeVante Wilson
RT	79	Patrick Mekari	MIKE	31	Raymond Davison
QB	7	Davis Webb	WILL	1	Devante Downs
RB	29	Khalfani Muhammad	NICK	3	Cameron Walker
X	8	Demetris Robertson	CB	18	Marloshaw Franklin Jr.
Y	26	Bug Rivera	S	7	Khari Vanderbilt
Z	88	Patrick Worstell	S	6	Jaylinn Hawkins
FB	99	Malik McMorris	CB	27	Ashtyn Davis



GAMES PLAYED/STARTED

Name	GP/GS	UH	SDSU	UT	ASU	UTAH	OSU	ORE	USC	UW	WSU	STAN	UCLA
Allensworth, Darius	6/6	START	START	START	START	...	START	START
Anderson, Jacob	10/-	XXX	XXX	XXX	XXX	XXX	XXX	XXX	XXX	XXX	XXX
Anderson, Matt	12/-	XXX	XXX	XXX	XXX	XXX	XXX	XXX	XXX	XXX	XXX	XXX	XXX
Anoa'i, Hamilton	9/-	...	XXX	XXX	XXX	XXX	XXX	...	XXX	XXX	XXX	XXX	...
Ashton, Jake	1/-	XXX
Austin, Jack	12/-	XXX	XXX	XXX	XXX	XXX	XXX	XXX	XXX	XXX	XXX	XXX	XXX
Beck, Traveon	8/-	...	XXX	...	XXX	...	XXX	XXX	XXX	XXX	XXX	...	XXX
Becker, Rusty	4/-	XXX	...	XXX	...	XXX	XXX
Beito, Noah	12/-	XXX	XXX	XXX	XXX	XXX	XXX	XXX	XXX	XXX	XXX	XXX	XXX
Bennett, Kamryn	4/-	XXX	XXX	XXX	...	XXX
Bequette, Luc	4/-	XXX	XXX	XXX	XXX
Borrayo, Chris	11/11	START	START	START	START	START	START	START	START	...	START	START	START
Bowers, Ross	1/-	XXX
Brown, Derron	3/-	XXX	XXX	XXX
Cochran, Aaron	11/10	...	XXX	START	START	START	START	START	START	START	START	START	START
Davis, Ashtyn	12/3	XXX	XXX	XXX	XXX	XXX	XXX	XXX	XXX	XXX	START	START	START
Davison, Raymond	12/12	START	START	START	START	START	START	START	START	START	START	START	START
Dike, Kaodi	11/-	XXX	...	XXX	XXX	XXX	XXX	XXX	XXX	XXX	XXX	XXX	XXX
Downs, Devante	12/12	START	START	START	START	START	START	START	START	START	START	START	START
Drayden, Josh	10/2	XXX	...	XXX	XXX	START	XXX	XXX	START	...	XXX	XXX	XXX
Duncan, Jordan	11/-	XXX	...	XXX	XXX	XXX	XXX	XXX	XXX	XXX	XXX	XXX	XXX
Enwere, Vic	6/-	XXX	XXX	XXX	XXX	XXX	XXX
Franklin Jr., Marloshaw	12/12	START	START	START	START	START	START	START	START	START	START	START	START
Garner, David	1/-	XXX
Grace, De'Zhon	4/-	XXX	XXX	XXX	XXX
Granado, Domini	6/-	XXX	XXX	XXX	XXX	XXX	XXX
Hale, Fabiano	6/-	XXX	XXX	XXX	XXX	XXX	XXX	...
Hansen, Chad	10/9	START	START	START	START	START	START	START	START	START	XXX
Hawkins, Jaylin	12/3	XXX	XXX	XXX	XXX	XXX	XXX	XXX	XXX	XXX	START	START	START
Hinnant, J.D.	10/-	XXX	XXX	XXX	XXX	XXX	XXX	XXX	XXX	XXX	XXX
Howard, Trevor	3/-	XXX	XXX	XXX
Hudson, Raymond	11/7	START	XXX	START	XXX	START	START	START	START	START	...	XXX	XXX
Johnson, Vincent	12/-	XXX	XXX	XXX	XXX	XXX	XXX	XXX	XXX	XXX	XXX	XXX	XXX
Johnson, Zeandae	11/-	XXX	XXX	XXX	XXX	XXX	XXX	XXX	...	XXX	XXX	XXX	XXX
Klumph, Dylan	12/-	XXX	XXX	XXX	XXX	XXX	XXX	XXX	XXX	XXX	XXX	XXX	XXX
Kunaszyk, Jordan	12/-	XXX	XXX	XXX	XXX	XXX	XXX	XXX	XXX	XXX	XXX	XXX	XXX
Laird, Patrick	12/-	XXX	XXX	XXX	XXX	XXX	XXX	XXX	XXX	XXX	XXX	XXX	XXX
Looney, James	12/12	START	START	START	START	START	START	START	START	START	START	START	START
Manley, Marcus	12/2	XXX	XXX	XXX	XXX	XXX	XXX	XXX	XXX	START	XXX	XXX	START
McCrary III, Billy	10/-	...	XXX	XXX	XXX	...	XXX	XXX	XXX	XXX	XXX	XXX	XXX
McMorris, Malik	12/4	XXX	START	XXX	XXX	START	XXX	XXX	XXX	XXX	START	XXX	START
Mekari, Patrick	8/4	START	START	XXX	...	XXX	XXX	START	...	XXX	START
Mekari, Tony	12/10	START	START	START	START	START	START	START	START	XXX	START	START	XXX
Moore, Steven	11/11	START	START	START	START	START	START	START	START	START	START	START	...
Muhammad, Khalfani	11/6	START	XXX	XXX	START	...	XXX	START	XXX	START	XXX	START	START
Netherda, Alex	9/-	XXX	XXX	XXX	XXX	XXX	XXX	XXX	XXX	...	XXX

GAMES PLAYED/STARTED
CONTINUED

Noa, Kanawai	3/1	XXX	XXX	START
Northnagel, Bradley	12/-	XXX	XXX	XXX	XXX	XXX	XXX	XXX	XXX	XXX	XXX	XXX	XXX
Nwokocha, Chibuzo	9/1	XXX	XXX	XXX	XXX	XXX	XXX	XXX	XXX	START
Ooms, Addison	12/12	START	START	START	START	START	START	START	START	START	START	START	START
Palmer, Chris	5/-	XXX	XXX	XXX	XXX	XXX	...
Palu, Benji	1/-	XXX
Psalms, Malik	12/-	XXX	XXX	XXX	XXX	XXX	XXX	XXX	XXX	XXX	XXX	XXX	XXX
Rambo, Evan	4/3	START	START	START	XXX
Rivera, Bug	12/5	XXX	START	XXX	XXX	XXX	START	START	XXX	XXX	XXX	START	START
Robertson, Demetris	12/11	START	XXX	START	START	START	START	START	START	START	START	START	START
Rockett, Matt	2/-	XXX	XXX
Rubenzer, Luke	9/6	XXX	XXX	XXX	START	START	START	START	START	START
Saffle, Cameron	12/12	START	START	START	START	START	START	START	START	START	START	START	START
Singleton, Brandon	9/-	XXX	...	XXX	XXX	XXX	XXX	XXX	...	XXX	XXX	XXX	...
Stovall, Melquise	10/7	START	START	START	START	XXX	XXX	XXX	START	START	START
Stuckey, Jeremiah	5/3	...	START	XXX	START	START	XXX
Tartabull, Quentin	4/-	XXX	...	XXX	XXX	XXX
Tongilava, Aisea	3/-	...	XXX	XXX	...	XXX
Turner, Trey	6/-	XXX	XXX	XXX	XXX	XXX	XXX
Ude, Russell	1/-	XXX
Uluave, Semisi	4/-	XXX	XXX	XXX	...	XXX
Vanderbilt, Kha	12/12	START	START	START	START	START	START	START	START	START	START	START	START
Veasy, Jordan	12/3	XXX	XXX	XXX	START	XXX	XXX	XXX	START	XXX	XXX	START	XXX
Walker, Cameron	12/12	START	START	START	START	START	START	START	START	START	START	START	START
Wallace, Dwayne	12/9	START	XXX	START	XXX	XXX	START	START	START	START	START	START	START
Watson, Tre	12/5	XXX	START	XXX	XXX	START	START	XXX	START	XXX	START	XXX	XXX
Weaver, Evan	11/-	...	XXX	XXX	XXX	XXX	XXX	XXX	XXX	XXX	XXX	XXX	XXX
Webb, Davis	12/12	START	START	START	START	START	START	START	START	START	START	START	START
Wells, Kyle	3/-	XXX	XXX	XXX
Westerfield, Noah	11/-	XXX	XXX	XXX	...	XXX	XXX	XXX	XXX	XXX	XXX	XXX	XXX
Wharton III, Vic	11/1	XXX	XXX	XXX	...	XXX	XXX	START	XXX	XXX	XXX	XXX	XXX
Wilson, DeVante	12/12	START	START	START	START	START	START	START	START	START	START	START	START
Worstell, Patrick	10/1	XXX	XXX	XXX	XXX	XXX	...	XXX	...	XXX	XXX	XXX	START
Yaghi, Chris	1/-	XXX



TOTAL TACKLES GAME-BY-GAME

TOTAL TACKLES	UA-A	TOT	UH	SDSU	UT	ASU	UTAH	OSU	ORE	USC	UW	WSU	STAN	UCLA
Downs, Devante	40-44	84	4-2	3-2	2-6	7-0	4-9	3-4	2-3	4-1	0-4	4-1	4-10	3-2
Vanderbilt, Khari	48-34	82	5-2	3-2	3-8	6-0	2-6	4-3	2-1	6-1	3-4	8-2	5-4	1-1
Davison, Raymond	37-32	69	3-0	5-2	2-11	10-0	3-9	4-3	-	4-0	0-1	4-3	1-2	1-1
Rubenzer, Luke	37-21	58	3-1	4-0	4-3	8-0	1-4	6-0	4-5	6-5	1-3	DNP	DNP	DNP
Saffle, Cameron	32-25	57	5-0	6-2	1-6	7-1	3-4	3-2	0-5	0-1	2-0	3-0	0-2	2-2
Walker, Cameron	32-23	55	1-0	1-1	4-4	1-0	3-3	2-1	3-2	5-1	2-2	4-2	1-4	5-3
Looney, James	21-33	54	1-1	2-1	2-7	3-0	1-7	2-4	4-2	1-3	3-1	0-1	1-5	1-1
Kunaszyk, Jordan	16-35	51	1-2	0-1	1-4	1-0	0-2	0-2	0-5	5-3	4-5	2-5	2-4	0-2
Franklin Jr., Marloshaw	34-12	46	3-0	5-1	4-5	5-0	4-0	1-0	2-1	4-1	3-1	1-2	1-1	1-0
Wilson, DeVante	24-20	44	4-0	3-1	0-3	2-0	2-4	2-3	2-0	2-1	1-1	3-0	1-4	2-3
Mekari, Tony	10-23	33	0-2	2-2	0-3	1-0	2-3	0-2	2-1	-	1-0	1-1	0-9	1-0
Anderson, Jacob	15-14	29	3-0	1-0	1-1	2-1	1-2	1-0	DNP	DNP	-	5-4	1-5	0-1
Hawkins, Jaylinn	15-14	29	1-0	-	0-1	-	1-3	2-0	0-2	2-0	1-1	2-1	5-5	1-1
Drayden, Josh	17-11	28	-	DNP	1-1	2-0	3-3	3-2	3-1	1-0	DNP	0-1	1-1	3-2
Davis, Ashtyn	14-11	25	-	1-0	2-0	-	1-1	-	-	0-1	5-3	3-2	2-2	0-2
Weaver, Evan	9-7	16	DNP	-	1-1	1-0	0-1	3-1	2-0	1-1	0-2	-	1-1	-
Turner, Trey	10-6	16	2-2	1-0	2-2	2-0	2-1	1-1	DNP	DNP	DNP	DNP	DNP	DNP
Manley, Marcus	5-11	16	-	0-1	0-1	-	0-2	1-0	1-4	2-1	0-1	1-0	-	0-1
Anoa'i, Hamilton	8-7	15	DNP	0-1	1-1	2-0	0-2	-	DNP	-	2-0	1-1	2-2	DNP
Westerfield, Noah	4-9	13	1-0	1-0	0-2	DNP	1-2	0-2	0-2	-	1-1	-	-	-
Allensworth, Darius	7-5	12	-	3-0	0-2	-	DNP	3-2	1-1	DNP	DNP	DNP	DNP	DNP
Nwokocha, Chibuzo	8-4	12	1-0	0-1	-	2-0	2-0	-	1-0	2-0	0-3	DNP	DNP	DNP
Psalms, Malik	3-8	11	-	-	-	-	1-1	-	0-1	0-2	1-1	-	0-1	1-2
Rambo, Evan	6-4	10	2-0	3-1	1-3	-	DNP	DNP	DNP	DNP	DNP	DNP	DNP	DNP
Beck, Traveon	5-4	9	DNP	-	DNP	-	DNP	-	1-2	2-0	2-1	0-1	DNP	-
Grace, De'Zhon	3-6	9	DNP	DNP	DNP	DNP	DNP	DNP	DNP	DNP	0-3	1-2	-	2-1
Brown, Derron	3-3	6	1-1	1-1	1-1	DNP	DNP	DNP	DNP	DNP	DNP	DNP	DNP	DNP
Dike, Kaodi	3-3	6	0-1	DNP	-	1-0	-	-	2-1	-	-	-	0-1	-
Muhammad, Khalfani	2-3	5	0-2	1-0	1-1	-	DNP	-	-	-	-	-	-	-
Worstell, Patrick	3-1	4	-	-	-	2-0	-	DNP	-	DNP	0-1	-	1-0	-
Watson, Tre	3-1	4	-	1-0	-	-	1-0	-	1-0	-	-	0-1	-	-
Johnson, Zeandae	2-2	4	0-1	-	-	1-0	1-0	-	-	DNP	0-1	-	-	-
Austin, Jack	0-3	3	-	-	0-1	-	-	-	-	-	-	-	0-1	0-1
Tongilava, Aisea	1-1	2	DNP	0-1	DNP	DNP	DNP	DNP	DNP	1-0	DNP	-	DNP	DNP
McMorris, Malik	2-0	2	-	-	-	-	-	-	-	-	1-0	1-0	-	-
Palmer, Chris	1-1	2	DNP	DNP	DNP	DNP	DNP	DNP	-	0-1	1-0	-	-	DNP
Beito, Noah	0-2	2	0-1	-	-	-	-	-	0-1	-	-	-	-	-
Bequette, Luc	1-1	2	-	1-1	-	-	DNP	DNP	DNP	DNP	DNP	DNP	DNP	DNP
Northnagel, Bradley	1-1	2	-	-	-	1-0	0-1	-	-	-	-	-	-	-
Netherda, Alex	1-1	2	DNP	DNP	1-0	-	-	-	-	0-1	-	-	DNP	-
Singleton, Brandon	1-0	1	1-0	DNP	-	-	-	-	-	DNP	-	-	-	DNP
Stovall, Melquise	1-0	1	-	-	-	-	-	1-0	-	-	-	-	DNP	DNP
Robertson, Demetris	1-0	1	-	-	-	-	1-0	-	-	-	-	-	-	-
Moore, Steven	1-0	1	-	-	-	1-0	-	-	-	-	-	-	-	DNP
Klumph, Dylan	1-0	1	-	-	-	-	-	-	-	1-0	-	-	-	-
Webb, Davis	1-0	1	-	-	-	-	-	-	-	-	1-0	-	-	-
McCrary III, Billy	1-0	1	DNP	-	-	-	DNP	-	-	-	-	-	1-0	-
Wharton III, Vic	1-0	1	-	-	-	DNP	-	-	-	-	1-0	-	-	-



PASSING GAME-BY-GAME

<i>Webb, Davis</i>	<i>Att</i>	<i>Comp</i>	<i>Int</i>	<i>Pct</i>	<i>Yards</i>	<i>TD</i>	<i>Long</i>	<i>Sack</i>	<i>Yds</i>	<i>Effic</i>
vs. Hawai'i	54	38	0	70.4	441	4	34	2	22	163.4
at San Diego State	72	41	3	56.9	522	5	59	2	14	132.4
TEXAS	40	27	0	67.5	396	4	38	3	32	183.7
at Arizona State	56	32	2	57.1	478	5	74	3	24	151.2
UTAH	35	22	1	62.9	306	4	56	1	12	168.3
at Oregon State	44	23	1	52.3	113	0	25	1	3	69.3
OREGON	61	42	0	68.9	325	5	17	2	5	140.7
at USC	53	34	1	64.2	333	2	32	0	0	125.6
WASHINGTON	47	23	3	48.9	262	1	61	1	9	90.0
at Washington State	53	34	1	64.2	425	3	59	1	9	146.4
STANFORD	57	34	0	59.6	393	2	70	0	0	129.1
UCLA	48	32	0	66.7	301	2	33	0	0	133.1
Total.....	620	382	12	61.6	4295	37	74	16	130	135.6

<i>Klumpph, Dylan</i>	<i>Att</i>	<i>Comp</i>	<i>Int</i>	<i>Pct</i>	<i>Yards</i>	<i>TD</i>	<i>Long</i>	<i>Sack</i>	<i>Yds</i>	<i>Effic</i>
Oregon State	1	1	0	100.0	11	0	11	0	0	192.4
Total.....	1	1	0	100.0	11	0	11	0	0	192.4



RUSHING/RECEIVING GAME-BY-GAME

RUSHING	No-Yds/TD	UH	SDSU	UT	ASU	UTAH	OSU	ORE	USC	UW	WSU	STAN	UCLA
Muhammad, Khalfni	152-827/2	10-96/1	3-5/0	9-27/0	12-84/0	DNP	21-165/1	23-148/0	15-89/0	8-34/0	11-28/0	11-35/0	29-116/0
Watson, Tre	143-709/4	11-33/0	6-24/0	5-11/0	9-58/0	4-37/0	16-134/2	28-154/0	11-33/0	10-29/0	15-58/0	11-60/2	17-78/0
Enwere, Vic	61-336/2	10-73/0	10-72/0	18-110/2	11-38/0	9-31/0	3-12/0	DNP	DNP	DNP	DNP	DNP	DNP
Laird, Patrick	8-59/1	-	-	-	-	-	-	-	-	4-23/1	2-22/0	-	2-14/0
McCrary III, Billy	6-39/0	DNP	-	-	-	DNP	-	-	3-19/0	3-20/0	-	-	-
Stovall, Melquie	3-10/0	-	-	1-2/0	-	-	2-8/0	-	-	-	-	DNP	DNP
McMorris, Malik	2-4/1	-	-	-	-	-	-	-	-	-	-	-	2-4/1
Bowers, Ross	1-2/0	DNP	DNP	DNP	DNP	DNP	DNP	DNP	DNP	DNP	DNP	DNP	1-2/0
Rivera, Bug	2-4/0	-	-	-	-	-	-	-	-	-	-	1-7/0	1-3/0
TEAM	3-20/0	-	DNP	2-11/0	DNP	DNP	DNP	DNP	DNP	DNP	DNP	DNP	1-9/0
Webb, Davis	33-110/6	4-13/1	3-19/0	5-28/1	5-21/0	1-12/0	2-2/1	6-9/1	1-1/1	2-6/1	2-8/0	1-2/0	1-13/0
RECEIVING	No-Yds/TD	UH	SDSU	UT	ASU	UTAH	OSU	ORE	USC	UW	WSU	STAN	UCLA
Hansen, Chad	92-1249/11	14-160/2	14-190/1	12-196/2	10-110/1	5-98/2	4-16/0	DNP	DNP	5-70/1	11-139/0	7-114/2	10-156/0
Robertson, Demetris	50-767/7	2-12/0	4-81/1	1-16/0	4-103/2	4-97/2	5-29/0	6-39/1	9-92/0	3-82/0	6-141/1	5-69/0	1-6/0
Stovall, Melquise	42-415/3	4-61/1	2-23/0	6-74/1	5-74/0	5-42/0	2-0/0	6-35/0	9-87/1	1-10/0	2-9/0	DNP	DNP
Rivera, Bug	41-386/3	5-54/0	3-46/1	-	3-29/0	-	2-8/0	4-47/0	3-31/0	5-37/0	4-57/1	6-38/0	6-39/1
Veasy, Jordan	25-306/3	2-41/1	2-18/0	3-77/1	-	-	3-7/0	2-13/0	2-28/0	1-15/0	5-45/1	2-33/0	3-29/0
Wharton III, Vic	28-293/1	3-47/0	6-86/0	-	DNP	3-29/0	3-37/0	7-55/1	2-13/0	2-15/0	1-11/0	1-0/0	-
Watson, Tre	21-241/4	-	2-10/0	1-2/0	2-83/1	3-23/0	-	5-50/2	1-22/1	1-0/0	1-12/0	4-36/0	1-7/0
Hudson, Raymond	16-165/3	1-22/0	2-23/2	-	2-21/0	1-13/0	-	4-30/1	1-19/0	2-19/0	DNP	2-13/0	1-5/0
Muhammad, Khalfani	17-132/0	-	1-5/0	1-3/0	-	DNP	1-3/0	3-19/0	2-0/0	-	-	3-54/0	6-48/0
Singleton, Brandon	15-110/1	2-14/0	DNP	1-15/0	2-25/1	1-4/0	3-13/0	4-27/0	DNP	1-9/0	1-3/0	-	DNP
Worstell, Patrick	9-82/0	-	3-24/0	1-13/0	3-32/0	-	DNP	1-10/0	DNP	1-3/0	-	-	-
Austin, Jack	5-47/0	1-4/0	-	-	-	-	-	-	3-37/0	-	-	-	1-6/0
Noa, Kanawai	3-34/0	1-18/0	2-16/0	-	DNP	DNP	DNP	DNP	DNP	DNP	DNP	DNP	DNP
Duncan, Jordan	7-31/1	1-3/0	DNP	-	-	-	-	-	1-2/0	-	1-12/0	1-9/0	3-5/1
McMorris, Malik	2-26/0	-	-	-	-	-	-	-	-	-	-	2-26/0	-
Weaver, Evan	1-11/0	DNP	-	-	-	-	1-11/0	-	-	-	-	-	-
Enwere, Vic	4-10/0	2-5/0	-	1-4/0	1-1/0	-	-	DNP	DNP	DNP	DNP	DNP	DNP
McCrary III, Billy	2-3/0	DNP	-	-	-	DNP	-	-	1-2/0	-	-	1-1/0	-
Laird, Patrick	3-2/0	-	-	-	-	-	-	-	-	1-2/0	2-4/0	-	-

RETURN STATS GAME-BY-GAME

PUNT RETURNS	No-Yds	UH	SDSU	UT	ASU	UTAH	OSU	ORE	USC	UW	WSU	STAN	UCLA
Wharton III, Vic	14-64	2-1	2-0	-	DNP	-	1-11	-	-	2-36	-	3-14	4-2
Rivera, Bug	3-1	-	-	2-1	-	-	-	-	-	-	1-0	-	-
KICK RETURNS	No-Yds	UH	SDSU	UT	ASU	UTAH	OSU	ORE	USC	UW	WSU	STAN	UCLA
Muhammad, Khalfni	24-584	3-116	4-74	6-167	-	DNP	-	2-51	5-70	-	1-18	2-38	1-50
Watson, Tre	12-206	-	1-19	-	1-18	3-46	-	3-57	-	2-17	1-19	1-21	-
Robertson, Demetris	10-202	-	-	-	2-36	-	6-116	-	-	2-50	-	-	-
Weaver, Evan	3-26	DNP	-	-	-	-	-	-	-	3-26	-	-	-
Veasy, Jordan	1-25	-	-	-	-	-	-	-	-	1-25	-	-	-
Austin, Jack	2-16	1-9	-	-	-	-	-	-	-	-	1-7	-	-
Hudson, Raymond	1-7	-	-	-	-	-	-	-	-	1-7	DNP	-	-
INTERCEPTION RETURNS	No-Yds	UH	SDSU	UT	ASU	UTAH	OSU	ORE	USC	UW	WSU	STAN	UCLA
Rubenzer, Luke	2-72	-	-	1-45	-	-	-	-	1-27	-	DNP	DNP	DNP
Nwokocha, Chibuzo	1-17	-	-	1-17	-	-	-	-	-	-	DNP	DNP	DNP
Turner, Trey	1-3	-	-	-	-	-	1-3	DNP	DNP	DNP	DNP	DNP	DNP
Allensworth, Darius	1-0	-	-	-	1-0	DNP	-	-	DNP	DNP	DNP	DNP	DNP
Vanderbilt, Khari	1-20	-	-	-	-	-	-	-	-	-	1-20	-	-
Davison, Raymond	1-39	-	-	-	-	-	1-39	-	-	-	-	-	-
Rambo, Evan	1-0	-	1-0	-	-	DNP	DNP	DNP	DNP	DNP	DNP	DNP	DNP
Downs, Devante	1-12	-	-	-	-	-	-	-	-	-	-	-	1-12
Walker, Cameron	1-3	1-3	-	-	-	-	-	-	-	-	-	-	-
Kunaszyk, Jordab	1-7	-	-	-	-	-	-	1-7	-	-	-	-	-
FUMBLE RETURNS	No-Yds	UH	SDSU	UT	ASU	UTAH	OSU	ORE	USC	UW	WSU	STAN	UCLA
Looney, James	1-25	-	-	-	-	-	-	-	1-25	-	-	-	-

SACKS GAME-BY-GAME

SACKS	UA-A	TOT	UH	SDSU	UT	ASU	UTAH	OSU	ORE	USC	UW	WSU	STAN	UCLA
Saffle, Cameron	3-2	4.0	-	-	-	2.0-7	0.5-2	-	-	-	1.0-10	-	-	0.5-3
Wilson, DeVante	3-1	3.5	-	1.0-8	0.5-3	-	-	-	-	1.0-11	-	-	1.0-8	-
Looney, James	3-1	3.5	-	1.0-1	-	-	-	-	1.0-10	-	0.5-1	-	-	1.0-10
Downs, Devante	1-2	2.0	-	-	-	1.0-6	0.5-2	-	-	-	-	-	-	0.5-4
Weaver, Evan	1-1	1.5	DNP	-	1.0-6	-	-	-	-	-	0.5-1	-	-	-
Anoa'i, Hamilton	1-0	1.0	DNP	-	-	1.0-4	-	-	DNP	-	-	-	-	DNP
Franklin Jr., Marloshaw	1-0	1.0	-	-	1.0-1	-	-	-	-	-	-	-	-	-
Mekari, Tony	1-0	1.0	-	-	-	-	-	-	-	-	-	-	-	1.0-7
Vanderbilt, Khari	0-1	0.5	-	-	0.5-3	-	-	-	-	-	-	-	-	-

TACKLES FOR LOSS GAME-BY-GAME

TACKLES FOR LOSS	UA-A	TOT	UH	SDSU	UT	ASU	UTAH	OSU	ORE	USC	UW	WSU	STAN	UCLA
Saffle, Cameron	6-5	8.5	2.0-5	0.5-0	-	2.0-7	0.5-2	-	-	-	1.0-10	1.0-5	1.0-4	0.5-3
Looney, James	5-6	8.0	-	1.0-1	-	1.0-2	1.0-2	-	2.0-17	-	0.5-1	0.5-1	1.0-4	1.0-10
Mekari, Tony	3-3	4.5	-	-	-	-	1.0-3	-	1.0-4	-	1.0-1	-	0.5-1	1.0-7
Walker, Cameron	3-3	4.5	-	-	0.5-1	-	0.5-1	-	2.0-4	-	0.5-1	-	-	1.0-1
Wilson, DeVante	4-1	4.5	1.0-1	1.0-8	0.5-3	-	-	-	-	1.0-11	-	-	1.0-8	-
Vanderbilt, Khari	2-4	4.0	-	-	1.0-3	-	1.0-6	-	-	-	-	1.0-4	1.0-1	-
Downs, Devante	2-3	3.5	-	0.5-1	-	2.0-9	0.5-2	-	-	-	-	-	-	0.5-4
Rubenzer, Luke	2-1	2.5	-	1.0-2	-	-	0.5-2	1.0-1	-	-	-	DNP	DNP	DNP
Franklin Jr., Marloshaw	2-0	2.0	-	-	1.0-1	-	-	-	-	-	1.0-2	-	-	-
Weaver, Evan	1-1	1.5	DNP	-	1.0-6	-	-	-	-	-	0.5-1	-	-	-
Davison, Raymond	1-1	1.5	-	-	-	1.0-1	0.5-1	-	-	-	-	-	-	-
Kunaszyk, Jordan	0-2	1.0	-	-	-	-	-	-	-	-	0.5-0	-	0.5-1	-
Allensworth, Darius	1-0	1.0	-	-	-	-	DNP	-	1.0-3	DNP	DNP	DNP	DNP	DNP
Anoa'i, Hamilton	1-0	1.0	DNP	-	-	1.0-4	-	-	DNP	-	-	-	-	DNP
Dike, Kaodi	1-0	1.0	-	DNP	-	-	-	-	1.0-4	-	-	-	-	-
Turner, Trey	0-1	0.5	-	-	-	-	0.5-1	-	DNP	DNP	DNP	DNP	DNP	DNP
Anderson, Jacob	0-1	0.5	-	-	-	-	-	-	DNP	DNP	-	0.5-1	-	-
Johnson, Zeandae	0-1	0.5	-	-	-	-	-	-	-	DNP	0.5-1	-	-	-
Nwokocha, Chibuzo	0-1	0.5	-	-	-	-	-	-	-	-	0.5-1	DNP	DNP	DNP

FUMBLES GAME-BY-GAME

FUMBLES	No-Lost	UH	SDSU	UT	ASU	UTAH	OSU	ORE	USC	UW	WSU	STAN	UCLA
Webb, Davis	5-1	-	-	1-0	3-1	-	-	-	-	-	-	-	1-0
Muhammad, Khalfni	2-0	-	-	1-0	-	DNP	-	-	1-0	-	-	-	-
Robertson, Demetris	1-0	-	-	-	-	-	1-0	-	-	-	-	-	-
Weaver, Evan	1-0	DNP	-	-	-	-	-	-	-	1-0	-	-	-
Stovall, Melquise	1-1	-	-	-	-	-	-	-	1-1	-	-	DNP	DNP
Veasy, Jordan	1-1	-	1-1	-	-	-	-	-	-	-	-	-	-
TEAM	1-0	-	DNP	-	DNP	DNP	DNP	DNP	DNP	DNP	DNP	DNP	1-0
Wharton III, Vic	1-0	-	1-0	-	DNP	-	-	-	-	-	-	-	-
Enwere, Vic	1-0	-	-	1-0	-	-	-	DNP	DNP	DNP	DNP	DNP	DNP
Watson, Tre	1-0	-	-	-	-	-	-	-	-	-	1-0	-	-

FUMBLES FORCED	Number	UH	SDSU	UT	ASU	UTAH	OSU	ORE	USC	UW	WSU	STAN	UCLA
Wilson, DeVante	2	1	-	-	-	-	-	-	1	-	-	-	-
Looney, James	1	-	-	1	-	-	-	-	-	-	-	-	-
Nwokocha, Chibuzo	1	-	-	-	-	-	-	1	-	-	DNP	DNP	DNP
Davis, Ashtyn	1	-	1	-	-	-	-	-	-	-	-	-	-
Brown, Derron	1	1	-	-	DNP	DNP	DNP	DNP	DNP	DNP	DNP	DNP	DNP
McMorris, Malik	1	-	-	-	-	-	-	-	-	1	-	-	-
Vanderbilt, Khari	1	1	-	-	-	-	-	-	-	-	-	-	-

FUMBLES RECOVERED	Number	UH	SDSU	UT	ASU	UTAH	OSU	ORE	USC	UW	WSU	STAN	UCLA
Rubenzer, Luke	2	1	1	-	-	-	-	-	-	-	DNP	DNP	DNP
Watson, Tre	1	1	-	-	-	-	-	-	-	-	-	-	-
Robertson, Demetris	1	-	-	-	-	-	-	-	-	1	-	-	-
Looney, James	1	-	-	-	-	-	-	-	1	-	-	-	-
Dike, Kaodi	1	-	DNP	-	-	-	-	-	-	-	-	-	1
Wilson, DeVante	1	-	-	-	-	-	-	-	1	-	-	-	-



CALIFORNIA INDIVIDUAL SEASON/CAREER STATISTICS (PLAYERS W/2016 STATISTICS)

ALL GAMES

SEASON										CAREER									
RUSHING																			
	G	Att	Gain	Loss	Net	Avg	TD	Long	Avg/G	G	Att	Gain	Loss	Net	Avg	TD	Long	Avg/G	
Muhammad, Khalfani	11	152	845	18	827	5.4	2	50	75.2	46	359	2138	65	2073	5.8	11	74	46.1	
Watson, Tre	12	143	720	11	709	5.0	4	32	59.1	35	257	1335	28	1307	5.1	8	32	37.3	
Enwere, Vic	6	61	345	9	336	5.5	2	54	56.0	31	201	1068	34	1034	5.1	12	54	33.4	
Laird, Patrick	12	8	59	0	59	7.4	1	19	4.9	17	11	65	0	65	5.9	1	19	3.8	
McCrary III, Billy	10	6	40	1	39	6.5	0	11	3.9	11	6	40	1	39	6.5	0	11	3.5	
Stovall, Melquise	10	3	10	0	10	3.3	0	6	1.0	10	3	10	0	10	3.3	0	6	1.0	
McMorris, Malik	12	2	4	0	4	2.0	1	3	0.3	25	2	4	0	4	2.0	1	3	0.2	
Bowers, Ross	1	1	2	0	2	2.0	0	2	2.0	2	1	2	0	2	2.0	0	2	1.0	
Rivera, Bug	12	2	3	7	-4	-2.0	0	3	-0.3	23	2	3	7	-4	-2.0	0	3	-0.2	
TEAM	3	3	0	20	-20	-6.7	0	0	-6.7										
Webb, Davis	12	33	39	149	-110	-3.3	6	8	-9.2	12	33	39	149	-110	-3.3	6	8	-9.2	
Total.....	12	414	2067	215	1852	4.5	16	54	154.3										
Opponents.....	12	532	3479	205	3274	6.2	32	90	272.8										
PASSING																			
	G	Effic	Cmp-Att-Int	Pct	Yds	TD	Long	Avg/G		G	Effic	Cmp-Att-Int	Pct	Yds	TD	Long	Avg/G		
Webb, Davis	12	135.63	382-620-12	61.6	4295	37	74	357.9		12	135.63	382-620-12	61.6	4295	37	74	357.9		
Klumph, Dylan	12	192.40	1-1-0	100.0	11	0	11	0.9		12	192.40	1-1-0	100.0	11	0	11	0.9		
Total.....	12	135.72	383-621-12	61.7	4306	37	74	358.8											
Opponents.....	12	141.87	236-395-11	59.7	2945	30	67	245.4											
RECEIVING																			
	G	No	Yds	Avg	TD	Long	Avg/G			G	No	Yds	Avg	TD	Long	Avg/G			
Hansen, Chad	10	92	1249	13.6	11	70	124.9			20	111	1498	13.5	12	70	74.9			
Robertson, Demetris	12	50	767	15.3	7	61	63.9			12	50	767	15.3	7	61	63.9			
Stovall, Melquise	10	42	415	9.9	3	40	41.5			10	42	415	9.9	3	40	41.5			
Rivera, Bug	12	41	386	9.4	3	33	32.2			23	44	487	11.1	4	63	21.2			
Wharton III, Vic	11	28	293	10.5	1	35	26.6			11	28	293	10.5	1	35	26.6			
Veasy, Jordan	12	25	306	12.2	3	33	25.5			12	25	306	12.2	3	33	25.5			
Watson, Tre	12	21	241	11.5	4	74	20.1			35	32	348	10.9	5	74	9.9			
Muhammad, Khalfani	11	17	132	7.8	0	29	12.0			45	55	571	10.4	3	62	12.7			
Hudson, Raymond	11	16	165	10.3	3	22	15.0			34	34	429	12.6	3	38	12.6			
Singleton, Brandon	9	15	110	7.3	1	23	12.2			13	15	110	7.3	1	23	8.5			
Worstell, Patrick	10	9	82	9.1	0	13	8.2			31	12	107	8.9	0	15	3.5			
Duncan, Jordan	11	7	31	4.4	1	12	2.8			11	7	31	4.4	1	12	2.8			
Austin, Jack	12	5	47	9.4	0	19	3.9			27	5	47	9.4	0	19	1.7			
Enwere, Vic	6	4	10	2.5	0	4	1.7			31	13	59	4.5	0	19	1.9			
Noa, Kanawai	3	3	34	11.3	0	18	11.3			16	10	110	11.0	0	21	6.9			
Laird, Patrick	12	3	-2	-0.7	0	2	-0.2			17	3	-2	-0.7	0	2	-0.1			
McMorris, Malik	12	2	26	13.0	0	20	2.2			25	3	37	12.3	1	20	1.5			
McCrary III, Billy	10	2	3	1.5	0	2	0.3			11	2	3	1.5	0	2	0.3			
Weaver, Evan	11	1	11	11.0	0	11	1.0			11	1	11	11.0	0	11	1.0			
Total.....	12	383	4306	11.2	37	74	358.8												
Opponents.....	12	236	2945	12.5	30	67	245.4												
TOTAL OFFENSE																			
	G	Plays	Rush	Pass	Total	Avg/G				G	Plays	Rush	Pass	Total	Avg/G				
Webb, Davis	12	653	-110	4295	4185	348.8				12	653	-110	4295	4185	348.8				
Muhammad, Khalfani	11	152	827	0	827	75.2				45	359	2073	0	2073	46.1				
Watson, Tre	12	143	709	0	709	59.1				35	257	1307	0	1307	37.3				
Enwere, Vic	6	61	336	0	336	56.0				31	202	1034	11	1045	33.7				
Laird, Patrick	12	8	59	0	59	4.9				17	11	65	0	65	3.8				
McCrary III, Billy	10	6	39	0	39	3.9				11	6	39	0	39	3.5				
Klumph, Dylan	12	1	0	11	11	0.9				12	1	0	11	11	0.9				
Stovall, Melquise	10	3	10	0	10	1.0				10	3	10	0	10	1.0				
McMorris, Malik	12	2	4	0	4	0.3				25	2	4	0	4	0.2				
Bowers, Ross	1	1	2	0	2	2.0				2	1	2	0	2	1.0				
Rivera, Bug	12	2	-4	0	-4	-0.3				23	2	-4	0	-4	-0.2				
TEAM	3	3	-20	0	-20	-6.7													
Total.....	12	1035	1852	4306	6158	513.2													
Opponents.....	12	927	3274	2945	6219	518.2													

CALIFORNIA INDIVIDUAL SEASON/CAREER STATISTICS (PLAYERS W/2016 STATISTICS)

SEASON										CAREER									
PAT										PAT									
SCORING	TD	FGs	Kick	Rush	Rcv	Pass	DXP	Saf	Points	TD	FGs	Kick	Rush	Rcv	Pass	DXP	Saf	Points	
Anderson, Matt	0	22-26	51-51	0-0	0	0-0	0	0	117	0	40-47	101-103	0-0	0	0-0	0	0	221	
Hansen, Chad	11	0-0	0-0	1-1	0	0-0	0	0	68	12	0-0	0-0	1-1	0	0-0	0	0	68	
Watson, Tre	8	0-0	0-0	0-0	0	0-0	0	0	48	13	0-0	0-0	0-0	0	0-0	0	0	78	
Robertson, Demetris	7	0-0	0-0	0-0	0	0-0	0	0	42	7	0-0	0-0	0-0	0	0-0	0	0	42	
Webb, Davis	6	0-0	0-0	0-0	0	1-2	0	0	36	6	0-0	0-0	0-0	0	1-2	0	0	36	
Rivera, Bug	3	0-0	0-0	0-0	0	0-0	0	0	18	4	0-0	0-0	0-0	0	0-0	0	0	24	
Veasy, Jordan	3	0-0	0-0	0-0	0	0-0	0	0	18	3	0-0	0-0	0-0	0	0-0	0	0	18	
Stovall, Melquise	3	0-0	0-0	0-0	0	0-0	0	0	18	3	0-0	0-0	0-0	0	0-0	0	0	18	
Hudson, Raymond	3	0-0	0-0	0-0	0	0-0	0	0	18	3	0-0	0-0	0-0	0	0-0	0	0	18	
Muhammad, Khalfani	2	0-0	0-0	0-0	0	0-0	0	0	12	14	0-0	0-0	0-0	0	0-0	0	0	84	
Enwere, Vic	2	0-0	0-0	0-0	0	0-0	0	0	12	12	0-0	0-0	0-0	0	0-0	0	0	72	
Davison, Raymond	1	0-0	0-0	0-0	0	0-0	0	0	6	1	0-0	0-0	0-0	0	0-0	0	0	6	
McMorris, Malik	1	0-0	0-0	0-0	0	0-0	0	0	6	2	0-0	0-0	0-0	0	0-0	0	0	12	
Duncan, Jordan	1	0-0	0-0	0-0	0	0-0	0	0	6	1	0-0	0-0	0-0	0	0-0	0	0	6	
Singleton, Brandon	1	0-0	0-0	0-0	0	0-0	0	0	6	1	0-0	0-0	0-0	0	0-0	0	0	6	
Wharton III, Vic	1	0-0	0-0	0-0	0	0-0	0	0	6	1	0-0	0-0	0-0	0	0-0	0	0	6	
Laird, Patrick	1	0-0	0-0	0-0	0	0-0	0	0	6	1	0-0	0-0	0-0	0	0-0	0	0	6	
Hinnant, J.D.	0	0-0	0-0	0-0	1	0-0	0	0	2	0	0-0	0-0	0-0	1	0-0	0	0	2	
Total.....	54	22-26	51-51	1-1	1	1-2	0	0	445										
Opponents.....	67	14-18	65-65	0-0	0	0-1	0	1	511										
PUNT RETURNS										PUNT RETURNS									
	No		Yds		Avg		TD		Long		No		Yds		Avg		TD		Long
Wharton III, Vic	14		64		4.6		0		29		14		64		4.6		0		29
Rivera, Bug	3		1		0.3		0		1		3		1		0.3		0		1
Total.....	17		65		3.8		0		29										
Opponents.....	27		320		11.9		1		75										
KICK RETURNS										KICK RETURNS									
	No.		Yds		Avg		TD		Long		No		Yds		Avg		TD		Long
Muhammad, Khalfani	24		584		24.3		0		50		87		1931		22.2		0		52
Watson, Tre	12		206		17.2		0		22		34		657		19.3		0		28
Robertson, Demetris	10		202		20.2		0		39		10		202		20.2		0		39
Weaver, Evan	3		26		8.7		0		13		3		26		8.7		0		13
Austin, Jack	2		16		8.0		0		9		2		16		8.0		0		9
Veasy, Jordan	1		25		25.0		0		25		1		25		25.0		0		25
Hudson, Raymond	1		7		7.0		0		7		3		24		8.0		0		17
McMorris, Malik	0		6		0.0		0		6		0		6		0.0		0		6
Total.....	53		1072		20.2		0		50										
Opponents.....	48		865		18.0		2		100										
INTERCEPTIONS										INTERCEPTIONS									
	No.		Yds		Avg		TD		Long		No		Yds		Avg		TD		Long
Rubenzer, Luke	2		72		36.0		0		45		4		72		18.0		0		45
Turner, Trey	1		3		3.0		0		3		2		3		1.5		0		3
Rambo, Evan	1		0		0.0		0		0		1		0		0.0		0		0
Walker, Cameron	1		3		3.0		0		3		3		56		18.7		1		39
Davison, Raymond	1		39		39.0		1		39		1		39		39.0		1		39
Downs, Devante	1		12		12.0		0		12		3		20		6.7		1		12
Nwokocha, Chibuzo	1		17		17.0		0		17		1		17		17.0		0		17
Kunaszyk, Jordan	1		7		7.0		0		7		1		7		7.0		0		7
Allensworth, Darius	1		0		0.0		0		0		2		0		0.0		0		0
Vanderbilt, Khari	1		20		20.0		0		20		1		20		20.0		0		20
Total.....	11		173		15.7		1		45										
Opponents.....	12		107		8.9		2		28										
FUMBLE RETURNS										FUMBLE RETURNS									
	No.		Yds		Avg		TD		Long		No		Yds		Avg		TD		Long
Looney, James	1		25		25.0		0		25		1		25		25.0		0		25
Total.....	1		25		25.0		0		25										
Opponents.....	0		0		0.0		0		0										



CALIFORNIA INDIVIDUAL SEASON/CAREER STATISTICS (PLAYERS W/2016 STATISTICS)

ALL-PURPOSE	G	Rush	Rec	PR	KR	IR	Tot	Avg/G	G	Rush	Rec	PR	KR	IR	Tot	Avg/G
Muhammad, Khalfani	11	827	132	0	584	0	1543	140.3	45	2073	571	0	1931	0	4575	101.7
Hansen, Chad	10	0	1249	0	0	0	1249	124.9	20	0	1498	0	0	0	1498	74.9
Watson, Tre	12	709	241	0	206	0	1156	96.3	35	1307	348	4	657	0	2316	66.2
Robertson, Demetris	12	0	767	0	202	0	969	80.8	12	0	767	0	202	0	969	80.8
Stovall, Melquise	10	10	415	0	0	0	425	42.5	10	10	415	0	0	0	425	42.5
Rivera, Bug	12	-4	386	1	0	0	383	31.9	23	-4	487	1	0	0	484	21.0
Wharton III, Vic	11	0	293	64	0	0	357	32.5	11	0	293	64	0	0	357	32.5
Enwere, Vic	6	336	10	0	0	0	346	57.7	31	1034	59	0	0	0	1093	35.3
Veasy, Jordan	12	0	306	0	25	0	331	27.6	12	0	306	0	25	0	331	27.6
Hudson, Raymond	11	0	165	0	7	0	172	15.6	34	0	429	2	24	0	455	13.4
Singleton, Brandon	9	0	110	0	0	0	110	12.2	13	0	110	0	11	0	121	9.3
Worstell, Patrick	10	0	82	0	0	0	82	8.2	31	0	107	0	0	0	107	3.5
Rubenzer, Luke	9	0	0	0	0	72	72	8.0	32	207	9	0	0	72	288	9.0
Austin, Jack	12	0	47	0	16	0	63	5.2	27	0	47	0	16	0	63	2.3
Laird, Patrick	12	59	-2	0	0	0	57	4.8	17	65	-2	0	0	0	63	3.7
McCrary III, Billy	10	39	3	0	0	0	42	4.2	11	39	3	0	0	0	42	3.8
Davison, Raymond	12	0	0	0	0	39	39	3.2	35	0	0	0	0	39	39	1.1
Weaver, Evan	11	0	11	0	26	0	37	3.4	11	0	11	0	26	0	37	3.4
McMorris, Malik	12	4	26	0	6	0	36	3.0	25	4	37	0	6	0	47	1.9
Noa, Kanawai	3	0	34	0	0	0	34	11.3	16	0	110	15	94	0	219	13.7
Duncan, Jordan	11	0	31	0	0	0	31	2.8	11	0	31	0	0	0	31	2.8
Vanderbilt, Khari	12	0	0	0	0	20	20	1.7	23	0	0	0	0	20	20	0.9
Nwokocha, Chibuzo	9	0	0	0	0	17	17	1.9	9	0	0	0	0	17	17	1.9
Downs, Devante	12	0	0	0	0	12	12	1.0	33	0	0	0	8	20	28	0.8
Kunaszky, Jordan	12	0	0	0	0	7	7	0.6	12	0	0	0	0	7	7	0.6
Turner, Trey	6	0	0	0	0	3	3	0.5	19	0	0	0	0	3	3	0.2
Walker, Cameron	12	0	0	0	0	3	3	0.2	47	0	0	0	0	56	56	1.2
Bowers, Ross	1	2	0	0	0	0	2	2.0	2	2	0	0	0	0	2	1.0
TEAM	3	-20	0	0	0	0	-20	-6.7								
Webb, Davis	12	-110	0	0	0	0	-110	-9.2	12	-110	0	0	0	0	-110	-9.2
Total.....	12	1852	4306	65	1072	173	7468	622.3								
Opponents.....	12	3274	2945	320	865	107	7511	625.9								
FIELD GOALS	Att	Good	Long	Blkd					Att	Good	Long	Blkd				
Anderson, Matt	26	22	47	0					47	40	48	0				
Total.....	26	22	47	0												
Opponents.....	18	14	44	0												
PUNTING	No	Yds	Avg	Long	Blkd				No	Yds	Avg	Long	Blkd			
Klumph, Dylan	50	2240	44.8	64	0				50	2440	44.8	64	0			
Webb, Davis	7	275	39.3	52	0				7	275	39.3	52	0			
TEAM	1	0	0.0	0	1											
Total.....	58	2515	43.4	64	1											
Opponents.....	51	2047	40.1	57	0											
KICKOFFS	No.	Yds	Avg	tb	ob				No	Yds	Avg	tb	ob			
Beito, Noah	83	4605	55.5	23	2				89	4959	55.7	23	2			
Total.....	83	4605	55.5	23	2											
Opponents.....	89	5398	60.7	31	3											

CALIFORNIA INDIVIDUAL SEASON/CAREER STATISTICS (PLAYERS W/2016 STATISTICS)

DEFENSIVE LEADERS	G	Solo	Ast	Total	TFL	Sack	Int	Brup	FR	FF	Blk	G	Solo	Ast	Total	TFL	Sack	Int	Brup	FR	FF	Blk
Downs, Devante	12	40	44	84	3.5	2.0	1	3	.	.	.	33	72	76	147	9.0	5.0	3	3	1	1	.
Vanderbilt, Khari	12	48	34	82	4.0	0.5	1	4	.	1	.	23	59	40	99	4.5	0.5	1	4	.	1	.
Davison, Raymond	12	37	32	69	1.5	.	1	3	.	.	.	35	56	55	111	3.0	.	1	4	1	.	.
Rubenzer, Luke	9	37	21	68	2.5	.	2	1	2	.	.	32	62	40	102	2.5	.	4	2	2	.	.
Saffle, Cameron	12	32	25	57	8.5	4.0	.	4	.	.	.	20	37	30	67	10.0	5.0	.	4	.	.	.
Walker, Cameron	12	32	23	55	4.5	.	1	2	.	.	.	47	137	76	213	9.5	2.0	3	11	.	1	1
Looney, James	12	21	33	54	8.0	3.5	.	1	1	1	.	25	37	52	89	11.0	4.5	.	1	2	1	.
Kunazyk, Jordan	12	16	35	51	1.0	.	1	12	16	35	51	1.0	.	1
Franklin Jr. Marloshaw	12	34	12	46	2.0	1.0	.	7	.	.	.	12	34	12	46	2.0	1.0	.	7	.	.	.
Wilson, DeVante	12	24	20	44	4.5	3.5	.	1	1	2	.	23	32	37	69	7.0	4.5	.	1	1	2	.
Mekari, Tony	12	10	23	33	4.5	1.0	36	18	48	66	6.5	2.0	.	1	.	.	.
Hawkins, Jaylinn	12	15	14	29	0.0	13	15	14	29	0.0	.	.	1	.	.	.
Anderson, Jacob	10	15	14	29	0.5	.	.	1	.	.	.	10	15	14	29	0.5	.	.	1	.	.	.
Drayden, Josh	10	17	11	28	0.0	.	.	3	.	.	.	10	17	11	28	0.0	.	.	3	.	.	.
Davis, Ashtyn	12	14	11	25	0.0	.	.	3	.	1	.	12	14	11	25	0.0	.	.	3	.	1	.
Weaver, Evan	11	9	7	16	1.5	1.5	11	9	7	16	1.5	1.5
Turner, Trey	6	10	6	16	0.5	.	1	1	1	1	.	19	18	10	28	1.5	.	2	1	.	.	.
Manley, Marcus	12	5	11	16	0.0	37	11	27	38	2.0	1.0
Anoa'i, Hamilton	9	8	7	15	1.0	1.0	27	11	16	27	2.0	1.0	.	1	.	.	1
Westerfield, Noah	11	4	9	13	0.0	27	14	20	34	1.0
Nwokocha, Chibuzo	9	8	4	12	0.5	.	1	1	.	1	.	9	8	4	12	0.5	.	1	1	.	1	.
Allensworth, Darius	6	7	5	12	1.0	.	1	4	.	.	.	33	56	29	85	3.5	1.0	2	21	.	2	.
Psalms, Malik	12	3	8	11	0.0	.	.	1	.	.	.	12	3	8	11	0.0	.	.	1	.	.	.
Rambo, Evan	4	6	4	10	0.0	.	1	1	.	.	.	15	10	8	18	0.0	.	1	1	.	.	.
Grace, De'Zhon	4	3	6	9	0.0	8	3	6	9	0.0
Beck, Traveon	8	5	4	9	0.0	8	5	4	9	0.0
Brown, Derron	3	3	3	6	0.0	1	.	12	4	7	11	0.0	2	.
Dike, Kaodi	11	3	3	6	1.0	.	.	.	1	.	.	11	3	3	6	1.0	.	.	.	1	.	.
Muhammad, Khalfani	11	2	3	5	0.0	45	6	8	14	0.0
Worstell, Patrick	10	3	1	4	0.0	31	12	6	18	0.0	.	.	1	.	1	.
Watson, Tre	12	3	1	4	0.0	.	.	.	1	.	.	35	3	1	4	0.0	.	.	.	1	.	.
Johnson, Zeandae	11	2	2	4	0.5	11	2	2	4	0.5
Austin, Jack	12	.	3	3	0.0	27	3	5	8	0.0
Northnagel, Bradley	12	1	1	2	0.0	28	1	2	3	0.0
Bequette, Luc	4	1	1	2	0.0	4	1	1	2	0.0
Tongilava, Aisea	3	1	1	2	0.0	11	3	6	9	0.5
Netherda, Alex	9	1	1	2	0.0	9	1	1	2	0.0
Palmer, Chris	5	1	1	2	0.0	6	1	1	2	0.0
McMorris, Malik	12	2	.	2	0.0	1	.	25	2	.	2	0.0	1	.
Beito, Noah	12	.	2	2	0.0	16	.	2	2	0.0
Moore, Steven	11	1	.	1	0.0	47	1	1	2	0.0
Webb, Davis	12	1	.	1	0.0	12	1	.	1	0.0
Robertson, Demetris	12	1	.	1	0.0	.	.	.	1	.	.	12	1	.	1	0.0	.	.	.	1	.	.
Stovall, Melquise	10	1	.	1	0.0	10	1	.	1	0.0
Klumph, Dylan	12	1	.	1	0.0	12	1	.	1	0.0
Wharton III, Vic	11	1	.	1	0.0	11	1	.	1	0.0
McCrary III, Billy	10	1	.	1	0.0	11	1	.	1	0.0
Singleton, Brandon	9	1	.	1	0.0	13	1	.	1	0.0
Totals.....	12	491	446	937	51.0	18.0	11	40	7	8	.											
Opponents.....	12	563	408	971	56.0	16.0	12	64	3	8	1											



PAC-12 STANDINGS AND BOWL GAME RESULTS

2016 PAC-12 STANDINGS

<i>NORTH</i>	<i>PAC-12</i>				<i>OVERALL</i>				<i>Home</i>	<i>Road</i>	<i>Neut</i>	<i>vs. Div.</i>	<i>Streak</i>
	<i>W-L</i>	<i>Pct.</i>	<i>PF</i>	<i>PA</i>	<i>W-L</i>	<i>Pct.</i>	<i>PF</i>	<i>PA</i>					
Washington^	8-1	.889	389	184	12-2	.857	585	248	6-1	5-0	1-1	5-0	L1
Washington State	7-2	.778	358	244	8-5	.615	496	343	5-2	3-2	0-1	4-1	L3
Stanford	6-3	.667	233	202	10-3	.769	342	265	4-2	5-1	1-0	3-2	W6
California	3-6	.333	304	392	5-7	.417	445	511	4-2	0-5	1-0	1-4	W1
Oregon State	3-6	.333	230	291	4-8	.333	314	366	4-3	0-5	0-0	2-3	W2
Oregon	2-7	.222	296	408	4-8	.333	425	497	3-3	1-5	0-0	0-5	L1

^College Football Playoffs/Pac-12 Football Championship Game Winner/Pac-12 Football North Division Champion

<i>SOUTH</i>	<i>PAC-12</i>				<i>OVERALL</i>				<i>Home</i>	<i>Road</i>	<i>Neut</i>	<i>vs. Div.</i>	<i>Streak</i>
	<i>W-L</i>	<i>Pct.</i>	<i>PF</i>	<i>PA</i>	<i>W-L</i>	<i>Pct.</i>	<i>PF</i>	<i>PA</i>					
Colorado#	8-1	.889	289	166	10-4	.714	435	266	6-0	3-2	1-2	4-1	L2
USC	7-2	.778	299	180	10-3	.769	447	315	6-0	3-2	1-1	4-1	W9
Utah	5-4	.556	284	251	9-4	.692	388	311	4-2	4-2	1-0	4-1	W1
Arizona State	2-7	.222	256	382	5-7	.417	400	478	4-2	1-5	0-0	1-4	L3
UCLA	2-7	.222	216	264	4-8	.333	299	330	3-3	1-5	0-0	1-4	L2
Arizona	1-8	.111	203	393	3-9	.250	297	460	3-4	0-4	0-1	1-4	W1

#Pac-12 Football Championship Game South Division Representative/Pac-12 Football South Division Champion

PAC-12 BOWL RESULTS

Rose Bowl Game Presented by Northwestern Mutual: USC 52, Penn State 49

Chick-Fil-A Peach Bowl (CFP Semifinal): Alabama 24, Washington 7

Hyundai Sun Bowl: Stanford 25, North Carolina 23

Valero Alamo Bowl: Oklahoma State 38, Colorado 8

Foster Farms Bowl: Utah 26, Indiana 24

National Funding Holiday Bowl: Minnesota 17, Washington State 12

PAC-12 HONORS

Offensive Player of the Year..... Jake Browning, So., QB, Washington
 Pat Tillman Defensive Player of the Year..... Adoree' Jackson, Jr., DB, USC
 Offensive Freshman of the Year..... Sam Darnold, Fr., QB, USC
 Defensive Freshman of the Year..... Taylor Rapp, Fr., DB, Washington
 Coach of the Year..... Mike MacIntyre, Colorado
 Scholar-Athlete of the Year..... Jake Eldrenkamp, Sr., OL, Washington

FIRST-TEAM OFFENSE

QB..... Jake Browning, QB, Washington
 RB..... Myles Gaskin, So., Washington
 RB..... Christian McCaffrey, Jr., Stanford (2)
 WR..... Gabe Marks, Sr., Washington State (2)
 WR..... John Ross, Jr., Washington
 TE..... Pharaoh Brown, Sr., Oregon
 OL..... Trey Adams, So., Washington
 OL..... Zach Banner, Sr., USC (2)
 OL..... Garrett Bolles, Jr., Utah
 OL..... Jake Eldrenkamp, Sr., Washington
 OL..... Scott Quessenberry, Jr., UCLA
 OL..... Chad Wheeler, Sr., USC

SECOND-TEAM OFFENSE

QB..... Luke Falk, Jr., Washington State
 RB..... Ronald Jones II, So., USC
 RB..... Phillip Lindsay, Jr., Colorado
 WR..... Chad Hansen, Jr., California
 WR..... JuJu Smith-Schuster, Jr., USC
 TE..... Nate Iese, Sr., UCLA
 OL..... Isaac Asiata, Sr., Utah
 OL..... Sean Harlow, Sr., Oregon State
 OL..... Jeromy Irwin, Jr., Colorado
 OL..... Damien Mama, Jr., USC
 OL..... Conor McDermott, Sr., UCLA
 OL..... Coleman Shelton, Jr., Washington

FIRST-TEAM DEFENSE

DL..... Hunter Dimick, Sr., Utah
 DL..... Takkarist McKinley, Sr., UCLA
 DL..... Elijah Qualls, Jr., Washington
 DL..... Solomon Thomas, Jr., Stanford
 LB..... Jayon Brown, Sr., UCLA
 LB..... Jimmie Gilbert, Sr., Colorado
 LB..... Azeem Victor, Jr., Washington
 DB..... Budda Baker, Jr., Washington (2)
 DB..... Adoree' Jackson, Jr., USC
 DB..... Sidney Jones, Jr., Washington (2)
 DB..... Shalom Luani, Sr., Washington State

SECOND-TEAM DEFENSE

DL..... Hercules Mata'afa, So., Washington State
 DL..... Stevie Tu'ikolovatu, Sr., USC
 DL..... Vita Vea, So., Washington
 DL..... JoJo Wicker, So., Arizona State
 LB..... Keishawn Bierra, Jr., Washington
 LB..... Koron Crump, Jr., Arizona State
 LB..... Cameron Smith, So., USC
 LB..... Kenny Young, Jr., UCLA
 DB..... Chidobe Awuzie, Sr., Colorado
 DB..... Tedric Thompson, Sr., Colorado
 DB..... Marcus Williams, Jr., Utah
 DB..... Ahkello Witherspoon, Sr., Colorado

FIRST-TEAM SPECIALISTS

PK..... Zane Gonzalez, Sr., Arizona State
 P..... Mitch Wishnowsky, So., Utah
 RS..... Adoree' Jackson, Jr., USC
 AP/ST..... Ryan Moeller, Jr., Colorado

SECOND-TEAM SPECIALISTS

PK..... Andy Phillips, Sr., Utah
 P..... Matt Haack, Sr., Arizona State
 RS..... Dante Pettis, Jr., Washington
 AP/ST..... Tony Brooks-James, So., Oregon
RS – Return specialist; AP/ST – All-Purpose/Special teams player (not a kicker or returner); (2) Two-time first-team selection

HONORABLE MENTION

ARIZONA – AP/ST Samajie Grant, Sr.; WR Nate Phillips, Sr.; WR Trey Griffey, Sr.
ARIZONA STATE – WR N'Keal Harry, Fr.; LB Viliami (Laiu) Moeakiola, Sr.
CALIFORNIA – PK Matt Anderson, Jr.; DL James Looney, Jr.; OL Steven Moore, Sr.; RB Khalfani Muhammad, Sr.; QB Davis Webb, Sr.
COLORADO – WR Bryce Bobo, Jr.; DL Jordan Carrell, Sr.; WR Shay Fields, Jr.; OL Alex Kelley, Sr.; OL Gerrad Kough, Jr.; QB Sefo Liufau, Sr.; LB Kenneth Olugbode, Sr.; WR Devin Ross, Jr.; DL Josh Tupou, Sr.
OREGON – LB Troy Dye, Fr.; RB Royce Freeman, Jr.; OL Jake Hanson, Fr.; TE Johnny Mundt, Sr.; RS Charles Nelson, Jr.; OL Calvin Throckmorton, Fr.; K Matt Wogan, Sr.
OREGON STATE – DB Xavier Crawford, Fr.; DB Treston Decoud, Sr.; OL Gus Lavaka, Fr.; RB Ryan Nall, So.
STANFORD – LB Joey Alfieri, Jr.; P Jake Bailey, So.; DB Dallas Lloyd, Sr.; RB Bryce Love, So.; RS Christian McCaffrey, Jr.; DB Quenton Meeks, So.; LB Kevin Palma, Sr.; DL Harrison Phillips, Jr.; DB Justin Reid, So.; TE Dalton Schultz, Jr.; ST Brandon Simmons, Jr.; PK Conrad Ukropina, Sr.
UCLA – WR Darren Andrews, Jr.; DB Randall Goforth, Sr.; DB Fabian Moreau, Sr.; DL Eddie Vanderdoes, Jr.; DB Jaleel Wadood, Jr.
USC – QB Sam Darnold, Fr.; DL Rasheem Green, So.; DL Porter Gustin, So.; DB Chris Hawkins, Jr.; LB Michael Hutchings, Sr.; TE Daniel Imatorbhebhe, Fr.; DB Iman Marshall, So.; DB Leon McQuay III, Sr.; WR Darreus Rogers, Sr.
UTAH – DB Chase Hansen, So.; DL Lowell Lotulelei, Jr.; DL Filipo Mokoifisi, Jr.; DL Pasoni Tasini, Sr.; DL Pita Taumoepeenu, Sr.; RB Joe Williams, Sr.
WASHINGTON – TE Darrell Daniels, Sr.; DL Greg Gaines, So.; DB Kevin King, Sr.; TE Drew Sample, So.; LB Psalm Wooching, Sr.
WASHINGTON STATE – WR River Cracraft, Sr.; OL Cole Madison, Jr.; RB Jamal Morrow, Jr.; OL Cody O'Connell, Jr.; LB Peyton Pelluer, Jr.; OL Riley Sorenson, Sr.



2016 PAC-12 STATISTICS

TEAM

SCORING OFFENSE										PASS OFFENSE									
	G	TD	FG	XPT	2XP	DXP	Saf	Points	Avg/G		G	Comp-Att-Int	Pct	Yards	Avg/A	TD	Avg/G		
1. Washington	14	77	16	75	0	0	0	585	41.8	1. Washington State	13	467-664-12	70.3	4713	7.1	40	362.5		
2. Washington State	13	67	9	63	1	0	1	496	38.2	2. California	12	383-621-12	61.7	4306	6.9	37	358.8		
3. California	12	54	22	51	2	0	0	445	37.1	3. UCLA	12	273-494-16	55.3	3547	7.2	22	295.6		
4. Oregon	12	58	9	42	4	0	0	425	35.4	4. USC	13	304-463-11	65.7	3593	7.8	33	276.4		
5. USC	13	56	18	53	1	0	1	447	34.4	5. Oregon	12	257-399-6	64.4	3183	8.0	28	265.2		
6. Arizona State	12	47	23	39	4	0	1	400	33.3	6. Arizona State	12	257-425-14	60.5	3111	7.3	16	259.2		
7. Colorado	14	55	17	50	2	0	0	435	31.1	7. Washington	14	254-408-9	62.3	3623	8.9	47	258.8		
8. Utah	13	46	21	43	1	0	2	388	29.8	8. Colorado	14	289-469-11	61.6	3563	7.6	21	254.5		
9. Stanford	13	39	22	34	1	0	3	342	26.3	9. Utah	13	212-399-8	53.1	2817	7.1	15	216.7		
10. Oregon State	12	40	11	37	1	0	1	314	26.2	10. Arizona	12	157-306-12	51.3	2137	7.0	13	178.1		
11. UCLA	12	37	13	36	1	0	0	299	24.9	11. Oregon State	12	193-353-11	54.7	2086	5.9	13	173.8		
12. Arizona	12	39	9	36	0	0	0	297	24.8	12. Stanford	13	179-305-9	58.7	2056	6.7	15	158.2		
SCORING DEFENSE										PASS DEFENSE									
	G	TD	FG	XPT	2XP	DXP	Saf	Points	Avg/G		G	Comp-Att-Int	Pct.	Yards	Avg/A	TD	Avg/G		
1. Washington	14	30	12	28	1	0	1	248	17.7	1. Washington	14	257-449-19	57.2	2561	5.7	13	182.9		
2. Stanford	13	33	12	29	1	0	0	265	20.4	2. Colorado	14	235-472-15	49.8	2710	5.7	18	193.6		
3. Colorado	14	36	17	35	0	0	1	304	21.7	3. UCLA	12	245-441-15	55.6	2526	5.7	12	210.5		
4. Utah	13	39	14	35	0	0	0	311	23.9	4. Oregon State	12	226-402-7	56.2	2534	6.3	15	211.2		
5. USC	13	41	10	39	0	0	0	315	24.2	5. Stanford	13	239-437-14	54.7	2907	6.7	18	223.6		
6. Washington State	13	45	10	41	1	0	0	343	26.4	6. USC	13	250-439-14	56.9	2958	6.7	24	227.5		
7. UCLA	12	37	24	34	1	0	0	330	27.5	7. California	12	236-395-11	59.7	2945	7.5	30	245.4		
8. Oregon State	12	45	17	41	1	0	1	366	30.5	8. Utah	13	254-467-18	54.4	3306	7.1	23	254.3		
9. Arizona	12	62	9	59	0	0	1	460	38.3	9. Washington State	13	278-445-12	62.5	3532	7.9	20	271.7		
10. Arizona State	12	61	18	58	0	0	0	478	39.8	10. Oregon	12	291-449-9	64.8	3263	7.3	29	271.9		
11. Oregon	12	68	7	60	3	0	1	497	41.4	11. Arizona	12	281-427-8	65.8	3302	7.7	34	275.2		
12. California	12	67	14	65	0	0	1	511	42.6	12. Arizona State	12	310-485-9	63.9	4289	8.8	33	357.4		
TOTAL OFFENSE										PASS EFFICIENCY									
	G	Rush	Pass	Plays	Yards	Avg/P	TD	Avg/G			G	Att-Cmp-Int	Pct.	Yds	Avg/G	TD	Effc.		
1. California	12	1852	4306	1035	6158	5.9	53	513.2		1. Washington	14	254-408-9	62.3	3623	258.8	47	170.4		
2. Oregon	12	2717	3183	892	5900	6.6	57	491.7		2. Oregon	12	257-399-6	64.4	3183	265.2	28	151.6		
3. Washington State	13	1560	4713	1026	6273	6.1	63	482.5		3. USC	13	304-463-11	65.7	3593	276.4	33	149.6		
4. USC	13	2609	3593	969	6202	6.4	51	477.1		4. Washington State	13	467-664-12	70.3	4713	362.5	40	146.2		
5. Washington	14	2774	3623	937	6397	6.8	71	456.9		5. California	12	383-621-12	61.7	4306	358.8	37	135.7		
6. Colorado	14	2557	3563	1104	6120	5.5	51	437.1		6. Colorado	14	289-469-11	61.6	3563	254.5	21	135.5		
7. Utah	13	2782	2817	969	5599	5.8	41	430.7		7. Arizona State	12	257-425-14	60.5	3111	259.2	16	127.8		
8. Arizona	12	2820	2137	815	4957	6.1	39	413.1		8. Stanford	13	179-305-9	58.7	2056	158.2	15	125.6		
9. Arizona State	12	1578	3111	900	4689	5.2	43	390.8		9. UCLA	12	273-494-16	55.3	3547	295.6	22	123.8		
10. UCLA	12	1011	3547	839	4558	5.4	35	379.8		10. Utah	13	212-399-8	53.1	2817	216.7	15	120.8		
11. Stanford	13	2716	2056	827	4772	5.8	35	367.1		11. Arizona	12	157-306-12	51.3	2137	178.1	13	116.1		
12. Oregon State	12	2300	2086	795	4386	5.5	37	365.5		12. Oregon State	12	193-353-11	54.7	2086	173.8	13	110.2		
TOTAL DEFENSE										PASS DEFENSE EFFICIENCY									
	G	Rush	Pass	Plays	Yards	Avg/P	TD	Avg/G			G	Cmp-Att-Int	Pct	Yds	Avg/G	TD	Effc		
1. Washington	14	1875	2561	963	4436	4.6	29	316.9		1. Colorado	14	235-472-15	49.8	2710	193.6	18	104.2		
2. Colorado	14	2085	2710	984	4795	4.9	32	342.5		2. UCLA	12	245-441-15	55.6	2526	210.5	12	105.8		
3. USC	13	1815	2958	887	4773	5.4	40	367.2		3. Washington	14	257-449-19	57.2	2561	182.9	13	106.2		
4. Stanford	13	1878	2907	894	4785	5.4	33	368.1		4. Stanford	13	239-437-14	54.7	2907	223.6	18	117.8		
5. UCLA	12	2058	2526	944	4584	4.9	33	382.0		5. Oregon State	12	226-402-7	56.2	2534	211.2	15	118.0		
6. Utah	13	1673	3306	895	4979	5.6	36	383.0		6. Utah	13	254-467-18	54.4	3306	254.3	23	122.4		
7. Washington State	13	1745	3532	873	5277	6.0	41	405.9		7. USC	13	250-439-14	56.9	2958	227.5	24	125.2		
8. Oregon State	12	2616	2534	894	5150	5.8	40	429.2		8. Washington State	13	278-445-12	62.5	3532	271.7	20	138.6		
9. Arizona	12	2330	3302	923	5632	6.1	61	469.3		9. California	12	236-395-11	59.7	2945	245.4	30	141.9		
10. California	12	3274	2945	927	6219	6.7	62	518.2		10. Oregon	12	291-449-9	64.8	3263	271.9	29	143.2		
11. Oregon	12	2958	3263	971	6221	6.4	67	518.4		11. Arizona	12	281-427-8	65.8	3302	275.2	34	153.3		
12. Arizona State	12	1957	4289	884	6246	7.1	58	520.5		12. Arizona State	12	310-485-9	63.9	4289	357.4	33	156.9		
RUSHING OFFENSE										KICKOFF RETURNS									
	G	Att	Yards	Avg/A	Long	TD	Avg/G				G	No	Yards	TD	Long	Avg			
1. Arizona	12	509	2820	5.5	79	26	235.0			1. Oregon	12	45	1065	1	100	23.7			
2. Oregon	12	493	2717	5.5	85	29	226.4			2. Oregon State	12	36	842	1	99	23.4			
3. Utah	13	570	2782	4.9	82	26	214.0			3. Utah	13	27	631	1	99	23.4			
4. Stanford	13	522	2716	5.2	90	20	208.9			4. USC	13	40	929	2	100	23.2			
5. USC	13	506	2609	5.2	85	18	200.7			5. Colorado	14	24	548	0	48	22.8			
6. Washington	14	529	2774	5.2	68	24	198.1			6. Arizona State	12	56	1213	1	42	21.7			
7. Oregon State	12	442	2300	5.2	92	24	191.7			7. UCLA	12	40	844	0	52	21.1			
8. Colorado	14	635	2557	4.0	75	30	182.6			8. Washington	14	31	650	2	92	21.0			
9. California	12	414	1852	4.5	54	16	154.3			9. Washington State	13	37	768	1	100	20.8			
10. Arizona State	12	475	1578	3.3	75	27	131.5			10. California	12	53	1072	0	50	20.2			
11. Washington State	13	362	1560	4.3	59	23	120.0			11. Arizona	12	29	494	0	33	17.0			
12. UCLA	12	345	1011	2.9	32	13	84.2			12. Stanford	13	38	564	0	57	14.8			
RUSHING DEFENSE										PUNT RETURNS									
	G	Att	Yards	Avg/A	Long	TD	Avg/G				G	No	Yards	TD	Long	Avg.			
1. Utah	13	428	1673	3.9	50	13	128.7			1. USC	13	27	414	2	77	15.3			
2. Washington	14	514	1875	3.6	79	16	133.9			2. Washington State	13	21	283	1	75	13.5			
3. Washington State	13	428	1745	4.1	89	21	134.2			3. Washington	14	26	292	2	68	11.2			
4. USC	13	448	1815	4.1	79	16	139.6			4. Arizona State	12	23	236	1	70	10.3			
5. Stanford	13	457	1878	4.1	52	15	144.5			5. Colorado	14	32	310	1	68	9.7			
6. Colorado	14	512	2085	4.1	50	14	148.9			6. Utah	13	36	273	1	55	7.6			
7. Arizona State	12	399	1957	4.9	82	25	163.1			7. Oregon	12	20	151	0	46	7.6			
8. UCLA	12	503	2058	4.1	64	21	171.5			8. Stanford	13	13	88	0					

2016 PAC-12 STATISTICS

TEAM

INTERCEPTIONS	G	No	Yards	TD	Long	Avg
1. Washington	14	19	222	2	46	11.7
2. Utah	13	18	150	2	41	8.3
3. Colorado	14	15	203	1	51	13.5
4. UCLA	12	15	205	1	52	13.7
5. USC	13	14	131	1	33	9.4
6. Stanford	13	14	261	3	50	18.6
7. Washington State	13	12	160	0	45	13.3
8. California	12	11	173	1	45	15.7
9. Arizona State	12	9	203	1	59	22.6
10. Oregon	12	9	154	0	84	17.1
11. Arizona	12	8	32	0	22	4.0
12. Oregon State	12	7	181	1	75	25.9

PUNTING	G	No	Yards	Avg/P	Ret.	Avg/R	TB	Net/P
1. Utah	13	64	3053	47.7	157	2.5	2	44.6
2. Arizona State	12	69	3026	43.9	65	0.9	3	42.0
3. Stanford	13	54	2324	43.0	143	2.6	2	39.6
4. Oregon State	12	65	2643	40.7	65	1.0	5	38.1
5. Arizona	12	61	2538	41.6	241	4.0	2	37.0
6. USC	13	50	1917	38.3	50	1.0	2	36.5
7. Washington State	13	47	1862	39.6	106	2.3	2	36.5
8. California	12	58	2515	43.4	320	5.5	5	36.1
9. Washington	14	55	2199	40.0	116	2.1	5	36.1
10. UCLA	12	73	2861	39.2	258	3.5	2	35.1
11. Oregon	12	59	2233	37.8	127	2.2	3	34.7
12. Colorado	14	74	2964	40.1	341	4.6	4	34.4

KICKOFF COVERAGE	G	No	Yards	Avg	Ret.	TB	NetAvg
1. USC	13	86	5432	63.2	752	43	41.9
2. Oregon	12	78	5039	64.6	513	52	41.4
3. Stanford	13	71	4539	63.9	510	44	41.3
4. Utah	13	77	4749	61.7	802	34	40.2
5. Oregon State	12	59	3501	59.3	661	20	39.7
6. Washington	14	105	6233	59.4	1093	40	39.4
7. UCLA	12	62	3865	62.3	931	20	39.3
8. Arizona State	12	79	5087	64.4	493	60	39.2
9. Washington State	13	87	5284	60.7	1018	35	39.0
10. Colorado	14	85	5290	62.2	929	42	39.0
11. Arizona	12	58	3404	58.7	671	20	38.5
12. California	12	83	4605	55.5	865	23	38.1

FIELD GOALS	G	Made	Att	Pct.
1. Arizona State	12	23	25	.920
2. California	12	22	26	.846
3. Utah	13	21	25	.840
4. Stanford	13	22	27	.815
5. Washington	14	16	20	.800
6. Oregon	12	9	12	.750
7. USC	13	18	25	.720
8. Colorado	14	17	26	.654
9. Arizona	12	9	14	.643
10. Oregon State	12	11	18	.611
11. Washington State	13	9	15	.600
12. UCLA	12	13	22	.591

PAT KICKING	G	Made	Att	Pct.
1. California	12	51	51	1.000
Utah	13	43	43	1.000
Arizona	12	36	36	1.000
UCLA	12	36	36	1.000
Stanford	13	34	34	1.000
6. USC	13	53	54	.981
7. Oregon	12	42	43	.977
8. Arizona State	12	39	40	.975
9. Washington	14	75	77	.974
10. Oregon State	12	37	38	.974
11. Washington State	13	63	65	.969
12. Colorado	14	50	53	.943

SACKS BY	G	No	Yards	Avg/G
1. Utah	13	43	254	3.31
2. Washington	14	40	238	2.86
3. Stanford	13	37	224	2.85
4. Colorado	14	36	292	2.57
5. Arizona State	12	28	183	2.33
6. USC	13	26	186	2.00
7. UCLA	12	25	129	2.08
Oregon	12	25	164	2.08
9. Arizona	12	22	145	1.83
10. Washington State	13	20	129	1.54
11. Oregon State	12	18	90	1.50
California	12	18	108	1.50

SACKS AGAINST	G	No	Yards	Avg/G
1. USC	13	12	80	0.92
2. California	12	16	130	1.33
3. Washington	14	26	141	1.86
4. UCLA	12	24	174	2.00
5. Utah	13	27	163	2.08
6. Oregon State	12	25	155	2.08
7. Colorado	14	31	189	2.21
8. Washington State	13	29	196	2.23
9. Arizona	12	28	192	2.33
10. Oregon	12	29	169	2.42
11. Stanford	13	35	205	2.69
12. Arizona State	12	41	260	3.42

FIRST DOWNS	G	Rush	Pass	Pen	Total	Avg/G
1. California	12	103	197	35	335	27.9
2. Washington State	13	84	225	31	340	26.2
3. USC	13	135	164	23	322	24.8
4. Colorado	14	149	149	30	328	23.4
5. Oregon	12	122	134	24	280	23.3
6. Washington	14	142	154	20	316	22.6
7. Oregon	12	122	134	24	280	23.3
8. Arizona	12	129	85	32	246	20.5
9. Arizona State	12	88	134	22	244	20.3
10. UCLA	12	59	152	26	237	19.8
11. Stanford	13	123	98	15	236	18.2
12. Oregon State	12	109	90	19	218	18.2

OPPONENT FIRST DOWNS	G	Rush	Pass	Pen	Total	Avg/G
1. Washington	14	98	119	29	246	17.6
Colorado	14	99	128	19	246	17.6
3. USC	13	93	130	26	249	19.2
4. Stanford	13	105	129	19	253	19.5
5. Utah	13	89	145	20	254	19.5
6. Washington State	13	89	151	24	264	20.3
7. UCLA	12	105	129	33	267	22.2
8. Oregon State	12	133	118	26	277	23.1
9. Arizona State	12	93	163	22	278	23.2
10. Arizona	12	130	141	31	302	25.2
11. California	12	158	133	29	320	26.7
12. Oregon	12	157	156	24	337	28.1

THIRD-DOWN CONV.	G	Conv	Att	Pct
1. USC	13	85	178	47.8
2. Washington State	13	90	191	47.1
3. Colorado	14	104	234	44.4
4. Washington	14	75	170	44.1
5. Stanford	13	75	178	42.1
6. California	12	79	202	39.1
7. Oregon	12	66	169	39.1
8. Utah	13	74	193	38.3
9. Arizona State	12	74	194	38.1
10. Oregon State	12	64	172	37.2
11. Arizona	12	57	157	36.3
12. UCLA	12	62	176	35.2

OPP THIRD-DOWN CONV.	G	Conv	Att	Pct
1. Washington	14	63	206	30.6
2. Colorado	14	72	220	32.7
3. UCLA	12	69	199	34.7
4. USC	13	67	189	35.4
5. Arizona State	12	62	173	35.8
6. Stanford	13	70	188	37.2
7. Utah	13	73	188	38.8
8. Washington State	13	69	173	39.9
9. Oregon State	12	74	177	41.8
10. California	12	76	161	47.2
11. Oregon	12	79	163	48.5
12. Arizona	12	92	175	52.6

FOURTH-DOWN CONV.	G	Conv	Att	Pct
1. California	12	23	31	74.2
2. Oregon	12	18	29	62.1
3. Utah	13	13	22	59.1
4. Washington	14	5	9	55.6
5. Washington State	13	17	31	54.6
6. Stanford	13	6	12	50.0
USC	13	7	14	50.0
8. Arizona State	12	8	17	47.1
9. UCLA	12	5	11	45.5
10. Colorado	14	8	19	42.1
11. Arizona	12	5	18	27.8
12. Oregon State	12	3	15	20.0



2016 PAC-12 STATISTICS

TEAM

OPP. FOURTH-DN CONV.					G	Conv	Att	Pct								
1. Arizona	12		5	16	31.2											
2. Washington State	13		6	16	37.5											
3. Oregon	12		7	16	43.8											
4. Colorado	14		9	20	45.0											
5. Washington	14		18	37	48.6											
6. Utah	13		6	12	50.0											
7. Oregon State	12		12	23	52.2											
8. Arizona State	12		9	16	56.2											
9. Stanford	13		16	28	57.1											
10. USC	13		15	25	60.0											
11. UCLA	12		14	20	70.0											
12. California	12		9	11	81.8											
PENALTIES					G	No	Yards	Avg/G								
1. Washington	14		73	628	44.9											
2. Colorado	14		76	661	47.2											
3. Arizona State	12		66	624	52.0											
4. Stanford	13		85	707	54.4											
5. UCLA	12		79	716	59.7											
6. Utah	13		90	785	60.4											
7. Arizona	12		76	768	64.0											
8. USC	13		99	873	67.2											
9. Washington State	13		103	896	68.9											
10. Oregon State	12		96	862	71.8											
11. California	12		89	909	75.8											
12. Oregon	12		99	910	75.8											
OPPONENT PENALTIES					G	No	Yards	Avg/G								
1. California	12		107	921	76.8											
2. Oregon	12		97	878	73.2											
3. Arizona	12		102	877	73.1											
4. Washington State	13		98	948	72.9											
5. UCLA	12		81	765	63.8											
6. Arizona State	12		82	723	60.2											
7. Stanford	13		87	757	58.2											
8. Oregon State	12		70	652	54.3											
9. Colorado	14		81	724	51.7											
10. Washington	14		86	704	50.3											
11. USC	13		62	587	45.2											
12. Utah	13		70	578	44.5											
TIME OF POSSESSION					G	Total Possession			Avg/G							
1. Utah	13			439:28	33:48											
2. Stanford	13			426:09	32:46											
3. Washington State	13			421:35	32:25											
4. USC	13			414:45	31:54											
5. Washington	14			434:44	31:03											
6. Colorado	14			431:53	30:50											
7. Oregon State	12			369:24	30:47											
8. Arizona State	12			362:14	30:11											
9. California	12			339:38	28:18											
10. UCLA	12			320:54	26:44											
11. Arizona	12			310:05	25:50											
12. Oregon	12			308:48	25:44											
TURNOVER MARGIN					G	Fumb	Int	Total	Fumb	Int	Total	Margin	Per/G			
1. Washington	14		14	19	33	6	9	15	+18	1.29						
2. Utah	13		13	18	31	17	8	25	+6	0.46						
Washington State	13		11	12	23	5	12	17	+6	0.46						
4. Colorado	14		11	15	26	9	11	20	+6	0.43						
5. California	12		7	11	18	3	12	15	+3	0.25						
6. Stanford	13		6	14	20	9	9	18	+2	0.15						
7. Oregon State	12		13	7	20	8	11	19	+1	0.08						
8. USC	13		6	14	20	9	11	20	E	0.00						
9. UCLA	12		8	15	23	9	16	25	-2	-0.17						
10. Oregon	12		3	9	12	9	6	15	-3	-0.25						
11. Arizona State	12		8	9	17	7	14	21	-4	-0.33						
12. Arizona	12		6	8	14	9	12	21	-7	-0.58						
RED ZONE OFFENSE					G	Scores	Pct.	TDs	(R-P)	FGs	TurnO					
1. Washington	14		54-58	93.1	43	17-26	11-12			0						
2. Arizona State	12		43-47	91.5	33	22-11	10-10			4						
3. Colorado	14		52-59	88.1	38	28-10	14-19			0						
4. California	12		47-54	87.0	32	14-18	15-16			2						
5. Oregon State	12		33-38	86.8	26	19-7	7-9			2						
6. Stanford	13		33-39	84.6	19	11-8	14-15			2						
7. Washington State	13		59-71	83.1	50	22-28	9-12			3						
8. USC	13		47-57	82.5	36	11-25	11-13			4						
9. Oregon	12		42-51	82.4	36	22-14	6-9			3						
10. UCLA	12		31-39	79.5	22	11-11	9-12			3						
11. Utah	13		42-54	77.8	27	19-8	15-16			5						
12. Arizona	12		31-40	77.5	23	18-5	8-11			2						
RED-ZONE DEFENSE					G	Scores	Pct	TDs	(R-P)	FGs	TurnO					
1. Colorado	14		35-47	74.5	24	12-12	11-17			4						
2. Washington	14		33-43	76.7	24	13-11	9-9			5						
3. Stanford	13		36-45	80.0	26	14-12	10-15			2						
4. USC	13		31-38	81.6	25	12-13	6-9			1						
5. Oregon State	12		36-44	81.8	25	21-4	11-11			2						
6. Washington State	13		32-38	84.2	28	16-12	4-6			3						
7. Utah	13		32-37	86.5	23	11-12	9-11			3						
8. Arizona	12		49-56	87.5	42	20-22	7-8			2						
9. UCLA	12		43-49	87.8	25	17-8	18-20			4						
10. Oregon	12		58-65	89.2	52	31-21	6-8			4						
11. Arizona State	12		44-48	91.7	29	16-13	15-18			0						
12. California	12		50-54	92.6	42	23-19	8-9			1						
ON-SIDE KICKS BY					G	Recovered	Attempts	Success								
1. California	12		1	3	33.3											
Oregon State	12		1	3	33.3											
3. Arizona State	12		0	3	0.0											
Washington State	13		0	2	0.0											
Arizona	12		0	2	0.0											
Utah	13		0	1	0.0											
Colorado	14		0	1	0.0											
USC	13		0	0	0.0											
UCLA	12		0	0	0.0											
Oregon	12		0	0	0.0											
Stanford	13		0	0	0.0											
Washington	14		0	0	0.0											
ON-SIDE KICKS AGAINST					G	Recovered	Attempts	Success%								
1. Utah	13		0	2	0.0											
Washington	14		0	2	0.0											
Arizona State	12		0	1	0.0											
UCLA	12		0	1	0.0											
Colorado	14		0	1	0.0											
California	12		0	1	0.0											
Arizona	12		0	0	0.0											
USC	13		0	0	0.0											
Washington State	13		0	0	0.0											
Oregon	12		0	0	0.0											
Oregon State	12		0	0	0.0											
12. Stanford	13		2	5	40.0											
ATTENDANCE					Home	Away	Neutral	Total								
Arizona			7-48288	4-45634	1-50528											
Arizona State			6-47736	6-53066	0-0											
California			6-46628	5-43539	1-61247											
Colorado			6-46609	5-63584	3-58928											
Oregon			6-54677	6-55350	0-0											
Oregon State			7-37622	5-52169	0-0											
Stanford			6-44142	6-62736	1-42166											
UCLA			6-67458	6-54093	0-0											
USC			6-68459	5-58772	2-88244											
Utah			6-46506	6-43586	1-27608											
Washington			7-64589	5-47384	2-61557											
Washington State			7-31675	5-44582	1-48704											
Totals			76-50112	64-52276	12-58886	152-51716										



2016 PAC-12 STATISTICS

INDIVIDUAL

RUSHING

	Team	G	Att	Yards	Avg	TD	Long	Avg/G
1. McCaffrey, Christian	STAN	11	253	1603	6.3	13	90	145.7
2. Gaskin, Myles	WASH	14	237	1373	5.8	10	68	98.1
3. Nall, Ryan	OSU	10	147	951	6.5	13	89	95.1
4. Dawkins, Brandon	ARIZ	10	131	944	7.2	10	79	94.4
5. Lindsay, Philli	COLO	14	244	1252	5.1	16	75	89.4
6. Freeman, Royce	ORE	11	168	945	5.6	9	85	85.9
7. Jones II, Ronald	USC	13	177	1082	6.1	12	66	83.2
8. Muhammad, Khalfani	CAL	11	152	827	5.4	2	50	75.2
9. Love, Bryce	STAN	12	111	783	7.1	3	59	65.2
10. Brooks, James	ORE	12	101	771	7.6	9	58	64.2
11. Coleman, Lavon	WASH	14	114	852	7.5	7	55	60.9
12. Davis, Justin	USC	10	110	607	5.5	2	50	60.7

PASSING AVERAGE/GAME

	Team	G	Comp-Att-Int	Yards	TD	Avg/G
1. Webb, Davis	CAL	12	382-620-12	4295	37	357.9
2. Falk, Luke	WSU	13	443-633-11	4468	38	343.7
3. Browning, Jake	WASH	14	243-391-9	3430	43	245.0
4. Darnold, Sam	USC	13	246-366-9	3086	31	237.4
5. Wilkins, Manny	ASU	10	197-311-9	2329	12	232.9
6. Williams, Troy	UTAH	13	207-390-8	2757	15	212.1
7. Liufau, Sefo	COLO	12	200-319-6	2366	11	197.2
8. Dawkins, Brandon	ARIZ	10	98-182-6	1348	8	134.8
9. Fafaul, Mike	UCLA	12	135-259-11	1602	12	133.5
10. Burns, Ryan	STAN	11	102-167-7	1151	5	104.6
11. Montez, Steven	COLO	11	83-140-5	1078	9	98.0
12. Chryst, K	STAN	12	77-136-2	905	10	75.4

PASS EFFICIENCY

	Team	G	Comp-Att-Int	Yards	TD	Effic
1. Browning, Jake	WASH	14	243-391-9	3430	43	167.5
2. Darnold, Sam	USC	13	246-366-9	3086	31	161.1
3. Falk, Luke	WSU	13	443-633-11	4468	38	145.6
4. Webb, Davis	CAL	12	382-620-12	4295	37	135.6
5. Wilkins, Manny	ASU	10	197-311-9	2329	12	133.2
6. Liufau, Sefo	COLO	12	200-319-6	2366	11	132.6
7. Dawkins, Brandon	ARIZ	10	98-182-6	1348	8	124.0
8. Williams, Troy	UTAH	13	207-390-8	2757	15	121.0
9. Burns, Ryan	STAN	11	102-167-7	1151	5	120.5
10. Fafaul, Mike	UCLA	12	135-259-11	1602	12	110.9

RECEPTIONS/GAME

	Team	G	No	Yards	TD	Long	Yds/G	Rec/G
1. Hansen, Chad	CAL	10	92	1249	11	70	124.9	9.2
2. Marks, Gabe	WSU	13	89	894	13	53	68.8	6.8
3. Ross, John	WASH	14	81	1150	17	70	82.1	5.8
4. Smith-Schuster, JuJu	USC	13	70	914	10	67	70.3	5.4
5. Cracraft, River	WSU	10	53	701	5	71	70.1	5.3
6. Ross, Devin	COLO	14	69	787	5	61	56.2	4.9
7. Martin Jr, Tavares	WSU	13	64	728	7	50	56.0	4.9
8. Harry, N'Keal	ASU	12	58	659	5	37	54.9	4.8
9. White, Tim	ASU	12	56	713	2	44	59.4	4.7
10. Andrews, Darren	UCLA	12	55	709	4	39	59.1	4.6
11. Nelson, Charles	ORE	12	52	554	5	48	46.2	4.3
12. Rogers, Darreus	USC	13	56	696	4	46	53.5	4.3

RECEIVE YDS/GAME

	Team	G	No	Yards	TD	Long	Avg/C	Avg/G
1. Hansen, Chad	CAL	10	92	1249	11	70	13.6	124.9
2. Ross, John	WASH	14	81	1150	17	70	14.2	82.1
3. Smith-Schuster, JuJu	USC	13	70	914	10	67	13.1	70.3
4. Cracraft, River	WSU	10	53	701	5	71	13.2	70.1
5. Marks, Gabe	WSU	13	89	894	13	53	10.0	68.8
6. Robertson, Demetris	CAL	12	50	767	7	61	15.3	63.9
7. Fields, Shay	COLO	14	56	883	9	70	15.8	63.1
8. White, Tim	ASU	12	56	713	2	44	12.7	59.4
9. Patrick, Tim	UTAH	12	45	711	5	57	15.8	59.2
10. Andrews, Darren	UCLA	12	55	709	4	39	12.9	59.1
11. Pettis, Dante	WASH	14	53	822	15	61	15.5	58.7
12. Lasley, Jordan	UCLA	11	41	620	5	75	15.1	56.4

TOTAL OFFENSE

	Team	G	Rush	Pass	Plays	Total	Yds/G
1. Webb, Davis	CAL	12	-110	4295	653	4185	348.8
2. Falk, Luke	WSU	13	-68	4468	699	4400	338.5
3. Wilkins, Manny	ASU	10	246	2329	439	2575	257.5
4. Darnold, Sam	USC	13	250	3086	428	3336	256.6
5. Browning, Jake	WASH	14	45	3430	456	3475	248.2
6. Liufau, Sefo	COLO	12	494	2366	484	2860	238.3
7. Williams, Troy	UTAH	13	235	2757	501	2992	230.2
8. Dawkins, Brandon	ARIZ	10	944	1348	313	2292	229.2
9. McCaffrey, Christian	STAN	11	1603	0	253	1603	145.7
10. Fafaul, Mike	UCLA	12	-9	1602	284	1593	132.8
11. Montez, Steven	COLO	11	231	1078	192	1309	119.0
12. Burns, Ryan	STAN	11	3	1151	227	1154	104.9

SCORING

	Team	G	TD	FG	XPT	2XP	Pts	Pts/G
1. Anderson, Matt	CAL	12	0	22	51	0	117	9.8
2. Gonzalez, Zane	ASU	12	0	23	39	0	108	9.0
3. Nall, Ryan	OSU	10	15	0	0	0	90	9.0
4. Van Winkle, Cameron	WASH	14	0	16	75	0	123	8.8
5. McCaffrey, Christian	STAN	11	16	0	0	0	96	8.7
6. Ukropina, Conrad	STAN	12	0	22	34	0	100	8.3
7. Boormeester, Matt	USC	13	0	18	53	0	107	8.2
8. Phillips, Andy	UTAH	13	0	21	43	0	106	8.2
9. Ross, John	WASH	14	19	0	0	0	114	8.1
10. Ballage, Kalen	ASU	12	15	0	0	4	94	7.8
11. Lindsay, Phillip	COLO	14	17	0	0	2	104	7.4
12. Pettis, Dante	WASH	14	17	0	0	0	102	7.3

SCORING (TDs)

	Team	G	TD	Run	Pass	Ret	Pat	Pts	Avg/G
1. Nall, Ryan	OSU	10	15	13	2	0	0	90	9.0
2. McCaffrey, Christian	STAN	11	16	13	3	0	0	96	8.7
3. Ross, John	WASH	14	19	1	17	1	0	114	8.1
4. Ballage, Kalen	ASU	12	15	14	1	0	2	94	7.8
5. Lindsay, Phillip	COLO	14	17	16	1	0	1	104	7.4
6. Pettis, Dante	WASH	14	17	0	15	2	0	102	7.3
7. Hansen, Chad	CAL	10	11	0	11	0	1	68	6.8
8. Wicks, Gerard	WSU	13	13	11	1	1	0	78	6.0
9. Jones II, Ronald	USC	13	13	12	1	0	0	78	6.0
10. Dawkins, Brandon	ARIZ	10	10	10	0	0	0	60	6.0
11. Marks, Gabe	WSU	13	13	0	13	0	0	78	6.0
12. Freeman, Royce	ORE	11	10	9	1	0	0	60	5.5

SCORING (KICK)

	Team	G	PAT	FG	Pts	Avg/G
1. Anderson, Matt	CAL	12	51-51	22-26	117	9.8
2. Gonzalez, Zane	ASU	12	39-40	23-25	108	9.0
3. Van Winkle, Cameron	WASH	14	75-76	16-20	123	8.8
4. Ukropina, Conrad	STAN	12	34-34	22-27	100	8.3
5. Boormeester, Matt	USC	13	53-54	18-25	107	8.2
6. Phillips, Andy	UTAH	13	43-43	21-25	106	8.2
7. Powell, Erik	WSU	13	63-65	9-15	90	6.9
8. Schneider, Aidan	ORE	12	42-43	9-12	69	5.8
9. Owens, Garrett	OSU	12	37-38	10-17	67	5.6
10. Molson, JJ	UCLA	12	27-27	12-20	63	5.2
11. Pollack, Josh	ARIZ	12	36-36	9-14	63	5.2
12. Graham, Chris	COLO	12	8-10	10-15	38	3.2

PUNT RETURN AVG

	Team	G	No	Yds	TD	Long	Avg/G
1. Jackson, Adoree'	USC	13	20	315	2	77	15.8
2. White, Tim	ASU	12	20	254	1	70	12.7
3. Pettis, Dante	WASH	14	25	287	2	68	11.5
4. Fossom, Kaleb	WSU	13	17	155	1	75	9.1
5. MacIntyre, Jay	COLO	14	17	152	0	32	8.9
6. Hobbs, Boobie	UTAH	13	35	274	1	55	7.8
7. Wharton III, Vic	CAL	11	14	64	0	29	4.6
8. Adams, Ishmael	UCLA	11	16	60	0	16	3.8

KICK RETURN AVG

	Team	G	No	Yds	TD	Long	Avg/G
1. Jackson, Adoree'	USC	13	26	767	2	100	29.5
2. Nelson, Charles	ORE	12	34	879	1	100	25.9
3. Muhammad, Khalfani	CAL	11	24	584	0	50	24.3
4. Ross, John	WASH	14	17	411	1	92	24.2
5. Bolden, Victor	OSU	12	27	642	1	99	23.8
6. Adams, Ishmael	UCLA	11	32	734	0	52	22.9
7. Ballage, Kalen	ASU	12	18	409	0	36	22.7
8. McCaffrey, Christian	STAN	11	14	318	0	57	22.7
9. Julmisse, Tony	COLO	14	18	404	0	48	22.4
10. Taylor, Robert	WSU	12	20	433	1	100	21.6
11. White, Tim	ASU	12	33	709	0	41	21.5

ALL-PURPOSE

	Team	G	Rush	Rcv	PR	KR	Yds	Avg/G
1. McCaffrey, Christian	STAN	11	1603	310	96	318	2327	211.5
2. Muhammad, Khalfani	CAL	11	827	132	0	584	1543	140.3
3. White, Tim	ASU	12	-4	713	254	709	1672	139.3
4. Bolden, Victor	OSU	12	329	542	64	642	1577	131.4
5. Nelson, Charles	ORE	12	37	554	107	879	1577	131.4
6. Lindsay, Phillip	COLO	14	1252	493	0	74	1819	129.9
7. Hansen, Chad	CAL	10	0	1249	0	0	1249	124.9
8. Ross, John	WASH	14	102	1150	0	411	1663	118.8
9. Ballage, Kalen	ASU	12	536	469	-6	409	1408	117.3
10. Nall, Ryan	OSU	10	951	214	0	0	1165	116.5
11. Gaskin, Myles	WASH	14	1373	137	0	0	1510	107.9
12. Freeman, Royce	ORE	11	945	144	0	0	1089	99.0

2016 PAC-12 STATISTICS

INDIVIDUAL

PUNTING										TACKLES FOR LOSS									
1. Wishnowsky, Mitch	UTAH	13	64	3053	66	34	30	2	47.7	1. McKinley, Takkarist	UCLA	11	18	0	18.0	1.64			
2. Klumph, Dylan	CAL	12	50	2240	64	18	15	3	44.8	2. Dimick, Hunter	UTAH	13	17	6	20.0	1.54			
3. Haack, Matt	ASU	12	66	2897	76	21	16	3	43.9	3. Ugwoegbu, Bright	OSU	9	9	4	11.0	1.22			
4. Bailey, Jake	STAN	13	50	2176	61	22	13	2	43.5	4. Dye, Troy	ORE	11	12	2	13.0	1.18			
5. Pollack, Josh	ARIZ	12	48	2028	67	15	10	2	42.2	5. Thomas, Solomon	STAN	13	13	4	15.0	1.15			
6. Porebski, Nick	OSU	12	64	2643	66	18	7	5	41.3	6. Mata'afa, Hercules	WSU	13	11	5	13.5	1.04			
7. Kinney, Alex	COLO	14	72	2971	59	16	8	4	41.3	7. Gilbert, Jimmie	COLO	14	13	3	14.5	1.04			
8. Vizcaino, Tristan	WASH	14	51	2077	65	15	6	5	40.7	8. Gustin, Porter	USC	13	10	6	13.0	1.00			
9. Tibley, Chris	USC	13	50	1917	54	18	3	2	38.3	9. Calhoun, DJ	ASU	12	9	5	11.5	0.96			
10. Sweet, Kyle	WSU	13	32	1224	58	9	7	0	38.2	10. Taumoepeanu, Pita	UTAH	13	12	0	12.0	0.92			
11. Wheeler, Ian	ORE	12	59	2233	56	14	1	3	37.8	11. Wicker, JoJo	ASU	12	9	4	11.0	0.92			
										12. Crump, Koron	ASU	12	10	1	10.5	0.88			
FIELD GOALS										PASSES DEFENDED									
1. Gonzalez, Zane	ASU	12	23	25	59	92.0			1.92	1. Thompson, Tedric	COLO	14	16	7	23	1.64			
2. Anderson, Matt	CAL	12	22	26	47	84.6			1.83	Witherspoon, Ahkello	COLO	14	22	1	23	1.64			
3. Ukropina, Conrad	STAN	12	22	27	52	81.5			1.83	3. Jackson, Adoree'	USC	13	11	5	16	1.23			
4. Phillips, Andy	UTAH	13	21	25	48	84.0			1.62	4. Goforth, Randall	UCLA	11	9	4	13	1.18			
5. Boormeester, Matt	USC	13	18	25	49	72.0			1.38	5. King, Kevin	WASH	14	13	2	15	1.07			
6. Van Winkle, Cameron	WASH	14	16	20	45	80.0			1.14	6. Moreau, Fabian	UCLA	12	10	2	12	1.00			
7. Molson, JJ	UCLA	12	12	20	49	60.0			1.00	8. Springs, Arrior	ORE	12	12	0	12	1.00			
8. Graham, Chris	COLO	12	10	15	46	66.7			0.83	Whittaker, Jace	ARIZ	12	11	1	12	1.00			
9. Owens, Garrett	OSU	12	10	17	45	58.8			0.83	Decoud, Treston	OSU	12	10	2	12	1.00			
10. Schneider, Aidan	ORE	12	9	12	47	75.0			0.75	10. Awuzie, Chidobe	COLO	14	12	1	13	0.93			
11. Pollack, Josh	ARIZ	12	9	14	46	64.3			0.75	11. Hansen, Chase	UTAH	13	9	3	12	0.92			
12. Powell, Erik	WSU	13	9	15	41	60.0			0.69	12. Crawford, Xavier	OSU	12	10	1	11	0.92			
FIELD GOAL PERCENTAGE										INTERCEPTIONS									
1. Gonzalez, Zane	ASU	12	23	25	59	92.0				1. Thompson, Tedric	COLO	14	7	103	0	51	0.50		
2. Anderson, Matt	CAL	12	22	26	47	84.6				2. Williams, Marcus	UTAH	11	5	20	0	15	0.45		
3. Phillips, Andy	UTAH	13	21	25	48	84.0				3. Lloyd, Dallas	STAN	13	5	142	1	45	0.38		
4. Ukropina, Conrad	STAN	12	22	27	52	81.5				Jackson, Adoree'	USC	13	5	21	0	21	0.38		
5. Van Winkle, Cameron	WASH	14	16	20	45	80.0				5. Goforth, Randall	UCLA	11	4	89	1	52	0.36		
6. Schneider, Aidan	ORE	12	9	12	47	75.0				6. Luani, Shalom	WSU	12	4	109	0	45	0.33		
7. Boormeester, Matt	USC	13	18	25	49	72.0				Schooler, Brenden	ORE	12	4	49	0	36	0.33		
8. Graham, Chris	COLO	12	10	15	46	66.7				8. Allen, Brian	UTAH	13	4	0	0	0	0.31		
9. Pollack, Josh	ARIZ	12	9	14	46	64.3				9. Rapp, Taylor	WASH	14	4	58	1	35	0.29		
10. Molson, JJ	UCLA	12	12	20	49	60.0				10. Hayes, De'Chavon	ASU	12	3	56	0	37	0.25		
11. Powell, Erik	WSU	13	9	15	41	60.0				Brown, Jayon	UCLA	12	3	32	0	23	0.25		
12. Owens, Garrett	OSU	12	10	17	45	58.8				Pickett, Adarius	UCLA	12	3	0	0	0	0.25		
PAT KICKING PERCENTAGE										FUMBLES FORCED									
1. Anderson, Matt	CAL	12	51	51	100.0					1. Chappel, Devin	OSU	12		6		0.50			
2. Phillips, Andy	UTAH	13	43	43	100.0					2. Gilbert, Jimmie	COLO	14		6		0.43			
3. Pollack, Josh	ARIZ	12	36	36	100.0					3. McKinley, Takkarist	UCLA	11		3		0.27			
4. Ukropina, Conrad	STAN	12	34	34	100.0					4. Crump, Koron	ASU	12		3		0.25			
5. Molson, JJ	UCLA	12	27	27	100.0					Hanser, Dylan	WSU	12		3		0.25			
6. Van Winkle, Cameron	WASH	14	75	76	98.7					6. Taumoepeanu, Pita	UTAH	13		3		0.23			
7. Boormeester, Matt	USC	13	53	54	98.1					Hansen, Chase	UTAH	13		3		0.23			
8. Schneider, Aidan	ORE	12	42	43	97.7					8. Zellers, Parker	ARIZ	9		2		0.22			
9. Gonzalez, Zane	ASU	12	39	40	97.5					9. Williams, Marcus	UTAH	11		2		0.18			
10. Owens, Garrett	OSU	12	37	38	97.4					10. Wilson, DeVante	CAL	12		2		0.17			
11. Powell, Erik	WSU	13	63	65	96.9														
TACKLES										FUMBLES RECOVERED									
1. Brown, Javon	UCLA	12	70	50	120	10.0				1. Bierria, Keishawn	WASH	14		5		0.36			
2. Dye, Troy	ORE	11	57	34	91	8.3				2. Hansen, Chase	UTAH	13		4		0.31			
3. Olugbode, Kenneth	COLO	14	68	47	115	8.2				3. Hungalu, Manase	OSU	11		3		0.27			
4. Saulo, Caleb	OSU	12	49	46	95	7.9				4. Young, Kenny	UCLA	12		3		0.25			
5. Hungalu, Manase	OSU	11	49	34	83	7.5				Crump, Koron	ASU	12		3		0.25			
6. Young, Kenny	UCLA	12	55	35	90	7.5				Taylor, Robert	WSU	12		3		0.25			
7. Magloire Jr, Paul	ARIZ	11	58	23	81	7.4				7. Rubenzer, Luke	CAL	9		2		0.22			
8. Pelluer, Peyton	WSU	13	59	34	93	7.2				8. Olugbode, Kenneth	COLO	14		3		0.21			
9. Downs, Devante	CAL	12	40	44	84	7.0				9. Williams, Marcus	UTAH	11		2		0.18			
10. Wadood, Jaleel	UCLA	11	51	26	77	7.0				10. Chappell, Devin	OSU	12		2		0.17			
11. Swain, Jimmie	ORE	11	29	48	77	7.0													
12. Hansen, Chase	UTAH	13	54	36	90	6.9													
SACKS																			
1. Dimick, Hunter	UTAH	13	14	1	14.5	1.12													
2. McKinley, Takkarist	UCLA	11	10	0	10.0	0.91													
3. Gilbert, Jimmie	COLO	14	9	3	10.5	0.75													
4. Crump, Koron	ASU	12	9	0	9.0	0.75													
5. Taumoepeanu, Pita	UTAH	13	9	0	9.0	0.69													
6. Thomas, Solomon	STAN	13	6	4	8.0	0.62													
7. Ugwoebu, Bright	OSU	9	5	1	5.5	0.61													
8. Dye, Troy	ORE	11	6	1	6.5	0.59													
9. Phillips, Harrison	STAN	12	4	4	6.0	0.50													
10. Green, Rasheem	USC	13	4	4	6.0	0.46													
11. Wooching, Psalm	WASH	14	5	2	6.0	0.43													
12. Porter, Gustin	USC	13	5	1	5.5	0.42													

*For additional 2016 Pac-12 football statistics visit Pac-12.org

CAL RECORDS



JARED GOFF
Quarterback
2013-15

RECORDS

*NOTE: The following records do not include bowl statistics prior to the 2002 season, per NCAA rules. Active players are not listed among highest career averages | *All-time followed by modern record*

TEAM – GENERAL

CONFERENCE CHAMPIONSHIPS

13 PCC: 1918, 20-23, 35t, 37-38t, 48t-50, 58
Pac-8: 1975t
Pac-10: 2006t

MOST CONSECUTIVE CONFERENCE TITLES

4 PCC: 1920-23*
3 PCC: 1948t-50

MOST CONSECUTIVE UNDEFEATED SEASONS

5 1920-24

MOST VICTORIES, SEASON

(Including Postseason Games)

14 1914*
10 1937, 38, 48, 49, 91, 2004, 06

MOST VICTORIES, REGULAR SEASON

14 1914*
10 1948, 49, 2004

MOST CONSECUTIVE VICTORIES, ALL GAMES

18 1920-21*
14 1947-48

MOST CONSECUTIVE VICTORIES, REGULAR SEASON

33 1947-50

MOST CONSECUTIVE VICTORIES, CONFERENCE

22 1947-50

MOST CONSECUTIVE GAMES WITHOUT DEFEAT

(Including Postseason Games)

50 1920-25* (w-46, t-4) (#3 All-Time NCAA Record)
18 1937-38 (w-17, t-1)

MOST CONSECUTIVE GAMES WITHOUT DEFEAT, REGULAR SEASON

48 1920-25* (w-45, t-3)
38 1947-51 (w-37, t-1)

MOST CONSECUTIVE VICTORIES, ONE SEASON

(Including Postseason Games)

13 1914*
10 1948, 49

MOST CONSECUTIVE VICTORIES, HOME

26 1919-23

MOST CONSECUTIVE GAMES WITHOUT DEFEAT, ONE SEASON

(Including Postseason Games)

14 1910*
11 1937

MOST CONSECUTIVE GAMES WITHOUT DEFEAT, REGULAR SEASON

14 1910*
10 1937, 48, 49, 50

MOST LOSSES, SEASON

11 2013

MOST CONSECUTIVE LOSSES, REGULAR SEASON

10 2001, 13

MOST CONSECUTIVE GAMES WITHOUT WIN

10 2001, 13

HIGHEST SCORING TIE GAME

33-33 vs. Arizona, Oct. 1, 1983

SCORELESS TIE GAMES

18 Last time vs. Oregon, Nov. 14, 1953

MOST CONSECUTIVE GAMES SCORED

219 Sept. 25, 1999-present

MOST CONSECUTIVE GAMES 20 POINTS SCORED

26 Nov. 29, 2014-present

MOST CONSECUTIVE GAMES OPPONENTS SCORED

133 Oct. 8, 2005-present

MOST SHUTOUT VICTORIES, REGULAR SEASON

8 1923*
6 1937

MOST CONSECUTIVE SHUTOUT VICTORIES, REGULAR SEASON

7 1922-23*
3 1937 (twice), 1938, 1945

MOST SHUTOUT LOSSES, REGULAR SEASON

4 1930*, 39, 43

MOST CONSECUTIVE SHUTOUT LOSSES, REGULAR SEASON

2 1906*, 09*, 43, 44

MOST IMPROVED WIN-LOSS RECORD

9-1 1947 (from 2-7 in 1946)

BIGGEST POINT DEFICIT OVERCOME

30 vs. Oregon, Oct. 2, 1993 (from 0-30 to 42-41)

BIGGEST POINT DEFICIT OVERCOME TO WIN

30 vs. Oregon, Oct. 2, 1993 (from 0-30 to 42-41)

TEAM – SEASON

OFFENSE

SCORING

Points

Most: 510 1920* Fewest: 0 1891*
493 2015 78 1944

Points Per Game

Most: 60.3 1920* Fewest: 7.6 1900*
38.2 2014 7.8 1944

Consecutive Games, 30 Points

Most: 6 Dec. 28, 2006-Sept. 29, 2007
6 Nov. 19, 2014-Oct. 3, 2015
6 Nov. 28, 2015-Sept. 24, 2016

Consecutive Games, 40 Points

Most: 6 Nov. 28, 2015-Sept. 24, 2016

Touchdowns

Most: 72 1920* Fewest: 12 1940, 44, 60

63 2015

Two-Point Conversions Attempted

Most: 28 1959 Fewest: 0 Many
Last time in 2013

Two-Point Conversions Made

Most: 14 1958 Fewest: 0 Many
Last time in 2013

KICK SCORING

Points After Touchdown Attempted

Most: 72 1920* Fewest: 2 1958
57 2014

Points After Touchdown

Most: 67 1920* Fewest: 1 1958
56 2014

Field Goals Attempted

Most: 30 2003 Fewest: 0 Many
Last time in 1959

Field Goals

Most: 22 1983, 88, 16 Fewest: 0 Many
Last time in 1959

TOTAL OFFENSE

Plays

Most: 1046 2013 Fewest: 435 1946

Net Yards Gained

Most: 6879 2015 Fewest: 1140 1944

Net Yards Gained Per Game

Most: 529.2 2015 Fewest: 114.0 1944

Average Gain Per Play

Highest: 7.03 2004 Lowest: 2.41 1944

FIRST DOWNS

First Downs

Most: 341 2015 Fewest: 60 1944

By Rushing

Most: 146 2004 Fewest: 36 1944

By Passing

Most: 201 2015 Fewest: 17 1944

By Penalty

Most: 35 2016 Fewest: 1 1947

RUSHING OFFENSE

Rushing Attempts

Most: 656 1958 Fewest: 344 1964

Net Yards Gained

Most: 3081 2004 Fewest: 620 1983

Average Gain Per Rush

Highest: 6.1 2004 Lowest: 1.7 1983

Touchdowns Rushing

Most: 34 1951 Fewest: 3 1966

PASSING OFFENSE

Pass Attempts

Most: 622 2013 Fewest: 90 1928*
108 1950

Pass Completions

Most: 383 2016 Fewest: 24 1931*
28 1937

Completion Percentage (100 att)

Highest: 66.2 1979 Lowest: 24.0 1944
(270-409) (30-125)

Passes Had Intercepted

Fewest: 6 1961 Most: 32 1972

Percentage of Passes Had Intercepted

Lowest: 1.8% 2003 Highest: 17.5% 1946
(8-452) (23-131)

Yardage

Most: 4892 2015 Fewest: 348 1944

Touchdown Passes

Most: 44 2015 Fewest: 3 1958, 59, 60

Consecutive Games Touchdown Pass Thrown

25 2003 (last 5) - 2005 (ninth game)

RECORDS

PUNTING

Punts				
Most:	128	1927*	Fewest:	35 1954
	100	1941		
Yards				
Most:	4557	1927*	Fewest:	1247 1954
	3546	1998		
Average Per Punt				
Highest:	44.8	2010	Lowest:	33.1 1962

PUNT RETURNS

Returns				
Most:	46	1999	Fewest:	10 1961 '80
Yards				
Most:	572	1948	Fewest:	58 1960
Average Gain Per Return				
Highest:	17.3	2006	Lowest:	3.8 2016
Touchdowns				
Most:	4	1966, 2006	Fewest:	0 Many Last time in 2011

KICK RETURNS

Returns				
Most:	70	2013	Fewest:	22 1947
Yards				
Most:	1432	2007	Fewest:	325 1947
Average Gain Per Return				
Highest:	25.7	1963	Lowest:	14.8 1947 14.9 1950, 78
Touchdowns				
Most:	2	2014		

FUMBLES

Fumbles				
Most:	41	1950	Fewest:	12 1998
Fumbles Lost				
Most:	24	1950	Fewest:	3 2016

TURNOVERS

Interceptions & Fumbles Lost				
Fewest:	15	2016 (12 int, 3 fum)	Most:	49 1972 (32 int, 17 fum)

PENALTIES

Penalties				
Most:	127	1999	Fewest:	32 1971
Yards				
Most:	1149	1997	Fewest:	211 1940

TEAM – SEASON

DEFENSE

SCORING

Points Allowed				
Fewest:	2	1899*	Most:	551 2013
	33	1937		
Points Allowed Per Game				
Fewest:	0.7	1923*	Most:	45.9 2013
	3.3	1937		
Touchdowns Allowed				
Fewest:	1	1900, 23*	Most:	67 2016
	5	1937		
Field Goals Allowed				
Fewest:	0	Many Last time in 1956	Most:	21 1983 21 2015

TOTAL DEFENSE

Net Yards Allowed				
Fewest:	1126	1937	Most:	6355 2013
Net Yards Allowed Per Game				
Fewest:	112.6	1937	Most:	529.6 2013
Average Gain Per Play Allowed				
Lowest:	3.60	1968	Highest:	7.1 2013

FIRST DOWNS

First Downs Allowed				
Fewest:	59	1935*	Most:	332 2014
	60	1937		
By Rushing Allowed				
Fewest:	38	1937	Most:	158 2016
By Passing Allowed				
Fewest:	20	1937	Most:	203 2014
By Penalty Allowed				
Fewest:	1	1954	Most:	39 2001

RUSHING

Rushes Allowed				
Fewest:	343	1947	Most:	645 1981
Yards Allowed				
Fewest:	744	1935*	Most:	3274 2016
	858	1937		
Average Gain Per Rush Allowed				
Lowest:	2.50	1937	Highest:	6.2 2016
	2.51	1968		
Touchdowns Rushing Allowed				
Fewest:	5	1968	Most:	33 1973

PASSING

Pass Attempts Allowed				
Fewest:	112	1927*	Most:	544 2014
	124	1939, 41		
Pass Completions Allowed				
Fewest:	39	1927*	Most:	356 2014
	42	1937		
Completion Percentage Allowed				
Lowest:	28.8	1937 (42-146)	Highest:	65.4 2014 (356-544)
Yardage Allowed				
Fewest:	372	1928*	Most:	6141 2014
	432	1937		
Passes Intercepted				
Most:	30	1948	Fewest:	4 1997
Interception Return Yards				
Most:	459	1999	Fewest:	0 2013
Interception Return Touchdowns				
Most:	4	1948	Fewest:	0 Many Last time in 2013
Touchdown Passes Allowed				
Fewest:	0	1923*	Most:	42 2014
	2	1948, 50		

PUNTING

Punts Allowed				
Most:	143	1932*	Fewest:	30 1961
	108	1941		
Yards Allowed				
Most:	4891	1932*	Fewest:	998 1961
	3415	2003		
Average Per Punt				
Lowest:	32.6	1957	Highest:	43.6 1999

PUNT RETURNS

Returns Allowed				
Fewest:	6	2015	Most:	51 1998
Yards Allowed				
Fewest:	54	1991	Most:	648 1998
Average Gain Allowed Per Return				
Lowest:	3.0	1991	Highest:	20.2 2013
Touchdowns Allowed				
Most:	5	2013		

KICK RETURNS

Returns Allowed				
Fewest:	19	1981	Most:	67 2009, 11
Yards Allowed				
Fewest:	307	1966	Most:	1450 2007
Average Yards Allowed Per Return				
Lowest:	14.2	1958	Highest:	26.8 2012
Touchdowns Allowed				
Most:	2	1970, 2012, 2016		

TURNOVERS

Opponents' Fumbles Recovered				
Most:	27	1947	Fewest:	7 2006, 2016

Opponents' Turnovers				
Most:	53	1947 (26 int, 27 fum)	Fewest:	13 2013 (5 int, 8 fum)

OPPONENTS' PENALTIES

Penalties				
Most:	107	2016	Fewest:	37 1948
Yards				
Most:	973	2014	Fewest:	135 1937

TEAM – GAME

OFFENSE

SCORING

Points				
Most:	127	vs. St. Mary's, Oct. 9, 1920*		
	86	vs. Pacific, Sept. 7, 1991		
Both Teams				
Most:	127	California (127) vs. St. Mary's (0), Oct. 9, 1920*		
	111	California (56) vs. Arizona (55) Nov. 2, 1996 (4ot)		
	110	California (86) vs. Pacific (24) Sept. 7, 1991		
Both Teams, Fewest:				
	0	Many times. Last: Cal (0) vs. Oregon (0), Nov. 14, 1953		
Most, Quarter:	48	vs. Saint Mary's, Oct. 9, 1920* (2nd)		
Most, Half:	85	vs. St. Mary's, Oct. 9, 1920* (1st)		
Touchdowns				
Most:	18	vs. St. Mary's, Oct. 9, 1920		
	12	vs. Pacific, Sept. 7, 1991		
Both Teams, Most:				
	18	Cal (18) vs. St. Mary's (0), Oct. 9, 1920*		
	16	Cal (8) vs. Arizona (8), Nov. 2, 1996 (4ot)		
	15	Cal (12) vs. Pacific (3), Sept. 7, 1991		
Two-Point Conversions Attempted				
Most:	5	vs. Washington State, Oct. 4, 1958		
		vs. Utah, Oct. 11, 1958		
Both Teams, Most:				
	7	Cal (5) vs. Washington State (2), Oct. 4, 1958		
Two-Point Conversions				
Most:	3	vs. Utah, Oct. 11, 1958		
Both Teams, Most:				
	4	Cal (3) vs. Utah (1), Oct. 11, 1958		
KICK SCORING				
Points After Touchdown Attempted				
Most:	18	vs. St. Mary's, Oct. 9, 1920*		
	10	vs. Grambling State, Sept. 5, 2015		
		vs. Baylor, Aug. 31, 2002		
	10	vs. Pacific, Sept. 7, 1991		
Both Teams, Most:				
	18	vs. St. Mary's, Oct. 9, 1920*		
	15	Cal (8) vs. Arizona (7), Nov. 2, 1996 (4ot)		
	14	Cal (7) vs. Washington (7), Oct. 6, 1973		
	14	Cal (7) vs. Virginia Tech (7), Dec. 26, 2003 (Insight Bowl)		
Points After Touchdown				
Most:	17	vs. St. Mary's, Oct. 9, 1920*		
	10	vs. Grambling State, Sept. 5, 2015		
	10	vs. Baylor, Aug. 31, 2002		
	10	vs. Pacific, Sept. 7, 1991		
Both Teams, Most:				
	17	Cal (17) vs. St. Mary's (0), Oct. 9, 1920*		
	15	Cal (8) vs. Arizona (7), Nov. 2, 1996 (4ot)		
	14	Cal (7) vs. Washington (7), Oct. 6, 1973		
	14	Cal (7) vs. Virginia Tech (7), Dec. 26, 2003 (Insight Bowl)		

RECORDS (CONTINUED)

Field Goals Attempted

Most: 6 Many times. Last at
UCLA, Oct. 18, 2003 (ot)

Both Teams,
Most: 10 Cal (6) vs. Stanford (4),
Nov. 19, 1988

Field Goals

Most: 5 vs. Air Force, Sept. 21, 2002

Both Teams,
Most: 8 Cal (4) vs. Stanford (4),
Nov. 19, 1988

Most: 8 Cal (2) vs. Stanford (6), Nov. 28,
2015

TOTAL OFFENSE

Plays

Most: 118 vs. Oregon, Oct. 21, 2016*

*NCAA FBS Record

Fewest: 36 vs. Washington, Oct. 26, 1946

Both Teams,
Most: 203 Cal (118) vs. Oregon (85),
Oct. 21, 2016

Both Teams,
Fewest: 99 Cal (58) vs. Miami (41),
Oct. 9, 1964

Yards Gained

Most: 760 vs. Oregon State, Nov. 14, 2015

Fewest: -4 vs. USC, Nov. 9, 1946

Both Teams,
Most: 1401 Cal (589) at Washington State (812),
Oct. 4, 2014

Both Teams,
Fewest: 162 Cal (8) vs. Fleet City (154),
Oct. 21, 1944

Average Gain Per Play

Highest: 10.57 vs. Washington, Nov. 15, 2003

Lowest: -0.09 vs. USC, Nov. 9, 1946

FIRST DOWNS

First Downs

Most: 40 vs. Oregon, Oct. 21, 2016

Fewest: 1 vs. USC, Oct. 23, 1926*
vs. Washington, Oct. 24, 1936
2 Many times. Last vs.
USC, Sept. 29, 1945

Both Teams,
Most: 67 Cal (40) vs. Oregon (27),
Oct. 21, 2016

Both Teams,
Fewest: 7 Cal (2) vs. UCLA (5),
Nov. 2, 1935*

9 Cal (4) vs. Pacific (5),
Oct. 14, 1944

Cal (2) vs. UCLA (7),
Nov. 11, 1944

First Downs by Rushing

Most: 24 vs. Pacific, Sept. 7, 1991
vs. Oregon State, Oct. 24, 1959

Fewest: 0 vs. Illinois, Sept. 24, 1955
vs. USC, Nov. 4, 1967

First Downs by Passing

Most: 26 vs. Colorado, Sept. 27, 2014

Fewest: 0 Many times. Last vs.
Washington State, Sept. 1966

First Downs by Penalty

Most: 8 vs. UCLA, Nov. 26, 2016

Both Teams,
Most: 12 Cal (6) vs. Arizona (6),
Nov. 14, 1998

RUSHING

Rushes

Most: 84 vs. San Jose State, Oct. 5, 1968

Fewest: 14 vs. Utah, Oct. 1, 2016

Both Teams,
Most: 142 Cal (75) vs. UCLA (67),
Nov. 2, 1957

Both Teams,
Fewest: 49 Cal (28) vs. Washington State
(21), Oct. 5, 2013

Net Yards Gained

Most: 490 vs. Minnesota, Oct. 6, 1951

Fewest: -77 vs. Missouri, Sept. 30, 1972

Both Teams,
Most: 791 Oregon State (474) vs. Cal (317),
Oct. 8, 2016

Both Teams,
Fewest: -26 Cal (-36) vs. Stanford (10),
Nov. 21, 1998

Average Gain Per Rush

Highest: 10.9 vs. Washington, Nov. 15, 2003

Lowest: -2.7 vs. Missouri, Sept. 30, 1972

Touchdowns By Rushing

Most: 8 vs. Montana, Nov. 15, 1947

Both Teams,
Most: 10 Oregon State (6) vs. Cal (4),
Oct. 8, 2016

10 Cal (7) vs. San Jose State (3),
Aug. 31, 1985

PASSING

Pass Attempts

Most: 72 at San Diego State, Sept. 10, 2016

Fewest: 1 vs. Washington, Nov. 3, 1917*
vs. San Francisco, Nov. 18, 1950
vs. Stanford, Nov. 19, 1960

Both Teams,
Most: 130 Cal (63) vs. Washington State
(67), Oct. 5, 2013

Both Teams,
Fewest: 5 Cal (1) vs. San Francisco (4),
Nov. 18, 1950

Pass Completions

Most: 43 vs. Florida, Sept. 13, 1980

Fewest: 0 Many times. Last vs.
Washington State,
Sept. 17, 1966

Both Teams,
Most: 86 Cal (37) vs. Washington State
(49), Oct. 4, 2014

Both Teams,
Fewest: 0 Cal (0) vs. USC (0), Oct. 24,
1931*
1 3 times. Last time: Cal (1)
vs. Nevada, Oct. 27, 1945

Completion Percentage

Highest: 87.5 vs. Pacific, Sept. 7, 1991 (14-16)

Lowest
(min. 15 att): 0.0 vs. Washington, Nov. 6, 1937
(0-15)

Passes Had Intercepted

Most: 10 vs. UCLA, Oct. 21, 1978

Both Teams,
Most: 11 Cal (10) vs. UCLA (1),
Oct. 21, 1978

Yards Allowed Interception Returns

Most: 194 vs. UCLA, Oct. 21, 1978

Intercepted Passes Returned for Touchdown

Most: 3 vs. UCLA, Oct. 21, 1978

Attempts Without Interception

Most: 185 2015

Yardage

Most: 589 vs. Washington State, Oct. 4, 2014

Fewest: -4 vs. USC, Nov. 9, 1946

Both Teams,
Most: 1,261 Cal (527) vs. WSU (734), Oct. 4,
2014

921 Cal (503) vs. Arizona (418),
Nov. 2, 1996 (4ot)

Both Teams,
Fewest: 0 Cal (0) vs. USC (0),
Oct. 24, 1931*

6 Cal (0) vs. Washington (6),
Nov. 6, 1937

Touchdown Passes

Most: 8 vs. Arizona, Nov. 2, 1996 (4ot)

7 vs. Colorado, Sept. 27, 2014 (20T)

Both Teams,
Most: 14 Cal (7) vs. Colorado (7),
Sept. 27, 2014 (20T)

PUNTING

Punts

Most: 18 vs. Olympic Club, Oct. 22, 1927*
vs. Stanford, Nov. 19, 1932*

17 Many times. Last vs.
Santa Clara, Oct. 11, 1941
Four times. Last time vs.
Pacific, Sept. 7, 1991

Fewest: 0

Both Teams,
Most: 41 Cal (17) vs. Washington State
(24), Nov. 4, 1922*
29 Cal (15) vs. Washington State
(14), Oct. 11, 1938
Cal (16) vs. USC (13),
Oct. 28, 1939

Both Teams,
Fewest: 1 Cal (1) vs. Duke (0),
Oct. 12, 1963

Yards

Most: 535 vs. Indiana, Sept. 27, 1969

Fewest: 0 Four times. Last time vs.
Pacific, Sept. 7, 1991

Both Teams,
Most: 973 Cal (535) vs. Indiana (438),
Sept. 27, 1969

Both Teams,
Fewest: 27 Cal (27) vs. Duke (0),
Oct. 12, 1963

Average Per Punt (min. 4)

Highest: 60.2 vs. Stanford, Nov. 22, 2008
(241/4)

Lowest: 7.0 vs. UCLA, Nov. 8, 1958 (35/5)

PUNT RETURNS

Returns

Most: 9 vs. Oregon, Oct. 5, 1946

Fewest: 0 Many times. Last vs
USC, Oct. 31, 2015

Both Teams,
Most: 14 Cal (7) vs. St. Mary's (7),
Sept. 24, 1949
Cal (7) vs. Stanford (7),
Nov. 18, 1972
Cal (8) vs. Oregon State (6),
Nov. 6, 1999

Both Teams,
Fewest: 0 Cal (0) at Texas (0), Sept. 19,
2015

0 Cal (0) at Arizona State (0),
Nov. 25, 2011

Yards

Most: 187 vs. Colorado State,
Sept. 27, 2008

Fewest: -9 at Ohio State, Sept. 15, 2012

Both Teams,
Most: 202 Cal (36) at Washington (166),
Oct. 17, 1998

Both Teams,
Fewest: -10 Cal (-6) vs. Washington
State (-4), Oct. 24, 1970

Average Gain Per Return (min. 3)

Highest: 42.7 at Arizona, Nov. 11, 2006 (128/3)

Lowest: -2.0 vs. Washington State,
Oct. 24, 1970 (-6/3)

Both Teams,
Highest: 61.7 Cal (0/0) vs. USC (185/3),
Nov. 9, 2013

Both Teams,
Lowest: -1.7 Cal (-6/3) vs. Washington
State (-4/3), Oct. 24, 1970
Cal (-1/1) vs. Arizona (-4/2),
Sept. 22, 2007

Touchdowns

Most: 2 vs. Washington State,
Sept. 17, 1966
vs. Colorado State,
Sept. 27, 2008

Both Teams,
Most: 3 Cal (0) vs. USC (3),
Nov. 9, 2013

RECORDS (CONTINUED)

KICK RETURNS

Returns	
Most:	11 vs. Alabama, Sept. 15, 1973
Fewest:	0 Many times. Last at Texas, Sept. 19, 2015
Both Teams, Most:	15 Cal (6) vs. Washington (9), Oct. 6, 1973 Cal (3) vs. Pacific (12), Sept. 7, 1991 Cal (7) vs. Arizona (8), Nov. 16, 2002
Both Teams, Fewest:	1 Many times. Last: Cal (1) at Arizona (0), Sept. 20, 2014

Yards	
Most:	228 vs. Minnesota, Sept. 19, 1987
Fewest:	0 Many times. Last at Arizona, Sept. 20, 2014
Both Teams, Most:	363 Cal (160) vs. Louisiana Tech (203), Sept. 15, 2007
Both Teams, Fewest:	0 Cal (0) at Arizona (0), Sept. 20, 2014

Average Gain Per Return	
Highest:	53.3 vs. Louisiana Tech, Sept. 15, 2007 (160/3)
Lowest:	0.0 at Arizona Sept. 20, 2014 (1/0)
Both Teams, Highest:	38.3 Cal (76/4) at Utah (230/4), Oct. 27, 2012
Both Teams, Lowest:	0.0 Cal (0.0/1) at Arizona (0.0/0), Sept. 20, 2014

Touchdowns	
Most:	2 at Washington State, Oct. 4, 2014

FUMBLES

Fumbles	
Most:	8 Four times. Last time vs. San Jose State, Oct. 8, 1966
Both Teams, Most:	16 Cal (3) vs. San Jose State (13), Sept. 25, 1954
Fumbles Lost	
Most:	6 vs. Oregon State, Nov. 11, 1972
Both Teams, Most:	11 Cal (2) vs. San Jose State (9), Sept. 25, 1954
Both Teams, Fewest:	0 Many times. Last: Cal vs. Stanford, Nov. 19, 2016

PENALTIES

Penalties	
Most:	21 vs. San Jose State, Sept. 7, 1996 21 at Houston, Sept. 6, 1997
Fewest:	0 Many times. Last vs. USC, Oct. 30, 1971
Both Teams, Most:	31 Cal (21) at Houston (10), Sept. 6, 1997
Both Teams, Fewest:	1 Cal (0) vs. Stanford (1), Nov. 22, 1958
Yards	
Most:	202 vs. San Jose State, Sept. 7, 1996
Fewest:	0 Many times. Last vs. USC, Oct. 30, 1993
Most, Quarter:	105 vs. Washington, Oct. 6, 1973 (1st)
Both Teams, Most:	307 Cal (154) vs. Arizona (153), Nov. 14, 1998
Both Teams, Fewest:	10 Three times. Last time: Cal (5) vs. Oregon State (5), Oct. 29, 1938

TURNOVERS

Turnovers	
Most:	12 vs. UCLA, Oct. 21, 1978 (10 int, 2 fum.)
Fewest:	0 Many times. Last at Stanford, Nov. 22, 2015
Both Teams, Most:	15 Cal (12-10 int, 2 fum.) vs. UCLA (3-1 int, 2 fum.) Oct. 21, 1978
Both Teams, Fewest:	0 Many times. Last: Cal (0) vs. UCLA (0), Nov. 26, 2016

TEAM – GAME

DEFENSE

SCORING

Points Allowed	
Most:	74 vs. USC, Nov. 8, 1930*
	66 vs. Alabama, Sept. 15, 1973
Most, Quarter:	36 vs. Arizona, Sept. 20, 2014 (4th)
	33 vs. USC, Nov. 8, 1930* (3rd)

Touchdowns Allowed	
Most:	9 vs. Alabama, Sept. 15, 1973 9 at Washington State, Oct. 18, 1997 9 at Oregon State, Nov. 17, 2012 9 at Stanford, Nov. 23, 2013

Field Goals Allowed	
Most:	6 vs. Arizona State, Nov. 28, 2016

Two Point Conversion Attempts Allowed	
Most:	4 Three times. Last time vs. Washington, Nov. 9, 1974

Two Point Conversions Allowed	
Most:	3 vs. Pacific, Sept. 20, 1958
Point After Touchdown Attempts Allowed	
Most:	9 vs. Alabama, Sept. 15, 1973 9 at Washington State, Oct. 18, 1997 9 at Stanford, Nov. 23, 2013

Points After Touchdown Allowed	
Most:	9 vs. Alabama, Sept. 15, 1973 9 at Washington State, Oct. 18, 1997 9 at Stanford, Nov. 23, 2013

TOTAL DEFENSE

Plays Allowed	
Fewest:	37 vs. Oregon State, Nov. 1, 1958
Most:	110 vs. Colorado, Sept. 27, 2014

Yards Allowed	
Fewest:	13 vs. Cal Aggies, Sept. 30, 1933*
	40 vs. San Jose State, Oct. 5, 1968
Most:	812 at Washington State, Oct. 4, 2014 777 at Oregon, Nov. 7, 2015 734 vs. USC, Nov. 8, 1930*

Average Gain Per Play Allowed	
Lowest:	0.93 vs. San Jose State, Oct. 5, 1968
Highest:	9.8 vs. USC, Nov. 9, 2013 9.6 vs. Washington, Nov. 5, 2016

FIRST DOWNS

First Downs Allowed	
Fewest:	0 Four times. Last time vs. Cal Aggies, Oct. 16, 1937
Most:	54 vs. Washington, Nov. 6, 1915* 37 vs. Arizona State, Oct. 17, 1981
First Downs by Rushing Allowed	
Fewest:	0 vs. Cal Aggies, Sept. 30, 1933* vs. San Jose State, Oct. 5, 1968
Most:	29 vs. Arizona State, Oct. 17, 1981

First Downs by Passing Allowed

Fewest:	0 Many times. Last vs. Oregon State, Nov. 11, 1972
Most:	26 at Washington State, Oct. 4, 2014

First Downs by Penalty Allowed

Most:	8 at Oregon State, Nov. 17, 2012
-------	----------------------------------

RUSHING

Rushes Allowed	
Fewest:	14 vs. Stanford, Nov. 20, 1993
Most:	84 vs. Notre Dame, Sept. 18, 1965
Net Yards Allowed	
Fewest:	-40 vs. San Jose State, Sept. 5, 1992
Most:	611 vs. Washington, Nov. 6, 1915* 532 vs. UCLA, Oct. 21, 1972

Average Gain Per Rush Allowed

Lowest:	-1.81 vs. Washington State, Nov. 13, 1976
---------	---

Highest:	8.8 vs. USC, Nov. 9, 2013
----------	---------------------------

Touchdowns Rushing Allowed

Most:	8 vs. Texas, Sept. 19, 1970
-------	-----------------------------

PASSING

Pass Attempts Allowed

Fewest:	1 vs. Kansas, Nov. 17, 1962
Most:	70 vs. Washington State, Oct. 4, 2014

Pass Completions Allowed

Fewest:	0 Many times. Last vs. Washington, Nov. 7, 1964
Most:	49 vs. Washington State, Oct. 4, 2014

Completion Percentage Allowed (min. 15 att)

Lowest:	0.0 vs. Washington State, Oct. 9, 1937 (0-15)
Highest:	87.2 vs. Stanford, Nov. 21, 1959 (34-39)

Yardage Allowed

Fewest:	0 Many times. Last vs. Washington, Nov. 7, 1964
Most:	734 vs. Washington State, Oct. 4, 2014

Touchdown Passes Allowed

Most:	7 vs. Colorado, Sept. 27, 2014
-------	--------------------------------

Passes Intercepted By

Most:	6 vs. Syracuse, Oct. 26, 1968 vs. Washington State, Nov. 16, 1974
-------	--

Percentage of Passes Intercepted

Highest:	50.0 vs. Washington State, Nov. 16, 1974 (6-12)
----------	---

Interception Return Yards

Most:	146 vs. Syracuse, Oct. 26, 1968
Fewest:	-16 vs. Oregon, Oct. 16, 1982

Interception Return Touchdowns

Most:	2 vs. Washington State, Sept. 26, 1998 vs. Arizona State, Sept. 23, 2006 vs. UCLA, Oct. 25, 2008
-------	--

PUNTING

Punts Forced

Most:	24 vs. Washington State, Nov. 4, 1922*
	12 Four times. Last time vs. Army, Sept. 29, 1973
Fewest:	0 vs. Duke, Oct. 12, 1963

Yards Allowed

Most:	782 vs. Washington State, Nov. 4, 1922*
	497 vs. Oregon State, Nov. 1, 1997
Fewest:	0 vs. Duke, Oct. 12, 1963

Average Per Punt (min. 4 punts)

Lowest:	22.0 vs. USC, Nov. 2, 1974 (88/4)
Highest:	54.1 vs. Presbyterian, Sept. 17, 2011 (487/9)

RECORDS (CONTINUED)

PUNT RETURNS

Returns Allowed

Fewest:	0	Many times. Last at Air Force, Dec. 29, 2015 (Armed Forces Bowl)
Most:	9	at Washington State, Oct. 16, 1993 at Oregon State, Oct. 21, 1995

Yards Allowed

Fewest:	-14	vs. Tennessee, Sept. 10, 1977
Most:	185	vs. USC, Nov. 9, 2013
Average Gain Allowed Per Return (min. 2)		
Highest:	61.7	vs. USC, Nov. 9, 2013
Lowest:	-3.5	Three times. Last time vs. Oregon, Nov. 1, 2008 (2-(-7))

Touchdowns Allowed

Most:	3	vs. USC, Nov. 9, 2013
-------	---	-----------------------

KICK RETURNS

Returns Allowed

Most:	12	by Pacific, Sept. 7, 1991
Fewest:	0	Many times. Last: at Washington State, Nov. 12, 2016

Yards Allowed

Fewest:	0	Many times. Last by Stanford, Oct. 20, 2012
Most:	298	at Washington State, Sept. 6, 2008

Average Gain Allowed Per Return (min. 3)

Lowest:	4.3	vs. USC, Nov. 9, 2013 (13/3)
Highest:	57.5	at Utah, Oct. 27, 2012 (230/4)

Touchdowns Allowed

Most:	2	at Utah, Oct. 27, 2012 (230/4)
-------	---	--------------------------------

OPPONENTS' FUMBLES

Fumbles

Most:	13	vs. San Jose State, Sept. 25, 1954
-------	----	------------------------------------

Fumbles Lost

Most:	9	vs. San Jose State, Sept. 25, 1954
-------	---	------------------------------------

OPPONENTS' PENALTIES

Penalties

Most:	17	at Arizona State, Nov. 6, 1993
Fewest:	0	Many times. Last at Arizona, Oct. 18, 2008

Yards

Most:	179	vs. Missouri, Sept. 30, 1972
Fewest:	0	Many times. Last at Arizona, Oct. 18, 2008

OPPONENTS' TURNOVERS

Turnovers

Most:	10	vs. San Jose State, Sept. 25, 1954 (9 fum, 1 int.)
Fewest:	0	Many times. Last vs. Arizona State, Nov. 28, 2015

INDIVIDUAL RECORDS

SCORING

Most Points

Career:	288	Doug Brien, 1991-93 (120-pat, 56-fg)
Season:	131	Duke Morrison, 1922* (18-td, 1-fg, 20-pat)
	117	Matt Anderson, 2016 (22-fg, 51-pat)
Game:	36	Dick Dunn vs. Nevada, Nov. 18, 1922*
	30	Jahvid Best at Minnesota, Sept. 19, 2009 (5-td)

Most Touchdowns

Career:	42	Duke Morrison, 1920-22*
	40	Russell White, 1990-92 (35-r, 4-p, 1-ret)
Season:	18	Duke Morrison, 1922*
	17	Lindsey Chapman, 1993 (14-r, 3-p)
Game:	6	Dick Dunn vs. Nevada, Nov. 18, 1922*
	5	Duke Morrison vs. St. Mary's, Oct. 9, 1920*
		Duke Morrison vs. Washington, Nov. 12, 1921*
	5	Jahvid Best at Minnesota, Sept. 19, 2009

KICK SCORING

Most Points

Career:	288	Doug Brien, 1991-93 (120-pat, 56-fg)
Season:	117	Matt Anderson, 2016 (22-fg, 51-pat)
Game:	18	Matt Anderson vs. UCLA, Nov. 26, 2016 (3-pat, 5-fg)

Most Points After Touchdown Attempted

Career:	161	Tom Schneider, 2004-06
Season:	57	James Langford, 2014
	57	Tom Schneider, 2004
Game:	10	Doug Brien vs. Pacific, Sept. 7, 1991
		Mark Jensen vs. Baylor, Aug. 31, 2002

Most Points After Touchdown

Career:	158	Tom Schneider, 2004-06
Season:	56	James Langford, 2014
	56	Tom Schneider, 2004
Game:	10	Crip Toomey vs. St. Mary's, Oct. 9, 1920*
		Doug Brien vs. Pacific, Sept. 7, 1991
		Mark Jensen vs. Baylor, Aug. 31, 2002
Consecutive:	72	Mark Jensen, 2000-02
	60	Tom Schneider, 2005-06

Most Points After Touchdown, No Misses

Career:	54	Tyler Fredrickson, 2000-03
Season:	54	Tyler Fredrickson, 2003
Game:	10	Doug Brien vs. Pacific, Sept. 7, 1991
		Mark Jensen vs. Baylor, Aug. 31, 2002

Most Field Goals Attempted

Career:	81	Jim Breech, 1974-77
Season:	30	Tyler Fredrickson, 2003
Game:	6	Many times. Last by Tyler Fredrickson at UCLA, Oct. 18, 2003 (ot)

Most Field Goals

Career:	56	Doug Brien, 1991-93
Season:	22	Randy Pratt, 1983
	22	Matt Anderson, 2016
Game:	5	Mark Jensen vs. Air Force, Sept. 21, 2002

Longest Field Goal

	55	Robbie Keen vs. Washington, Nov. 12, 1988
		Tom Schneider vs. Stanford, Dec. 2, 2006

Most Consecutive Field Goals, No Misses

Career:	17	Matt Anderson, 2015-16
Season:	12	Matt Anderson, 2015

TOTAL OFFENSE

Most Plays

Career:	1739	Jared Goff, 2013-15
Season:	653	Davis Webb, 2016
Game:	71	Jared Goff vs. Northwestern, Aug. 31, 2013

Most Yards

Career:	8236	Troy Taylor (8126-p, 110-r), 1986-89
Season:	4775	Jared Goff (4719-p, (56-r), 2015
Game:	573	Jared Goff vs. Arizona State, Nov. 28, 2015
	528	Pat Barnes vs. Arizona, Nov. 2, 1996 (4ot)

Most Touchdowns Responsible For

Career:	96	Jared Goff, 2013-15
Season:	43	Jared Goff, 2015
	43	Davis Webb, 2016
Game:	8	Pat Barnes vs. Arizona, Nov. 2, 1996 (4ot)
	7	Jared Goff vs. Colorado, Sept. 27, 2014

RUSHING

Most Rushes

Career:	715	Paul Jones, 1975-79
Season:	305	Justin Forsett, 2007
Game:	46	Paul Jones vs. Washington State, Nov. 11, 1978

Most Net Yards

Career:	3367	Russell White, 1990-92
Season:	2018	J.J. Arrington, 2004
Game:	311	Jahvid Best, vs. Washington, Dec. 6, 2008
Half:	268	Jerry Drew vs. Oregon State, Nov. 13, 1954 (2nd)

Longest Rush

	98t	Bill Powell vs. Oregon State, Oct. 27, 1951
--	-----	---

Highest Average Gain Per Rush

Career:	7.3	Jahvid Best, 2007-09 (364-2668)
Season:	9.9	Charlie Sarver, 1949 (32-317)
Game:	25.7	Jerry Drew vs. Oregon State, Nov. 13, 1954 (11-283)

Most Games, 100 Yards Rushing

Career:	17	Marshawn Lynch, 2004-06
Season:	12	J.J. Arrington, 2004
Consecutive:	12	J.J. Arrington, 2004

Most Touchdowns Rushing

Career:	35	Russell White, 1990-92
Season:	15	J.J. Arrington, 2004
		Justin Forsett, 2007
		Jahvid Best, 2008
Game:	5	Jahvid Best at Minnesota, Sept. 19, 2009
		Duke Morrison vs. Washington, Nov. 12, 1921*
	4	Don Johnson vs. Minnesota, Oct. 2, 1952
		Carl Montgomery vs. Oregon State, Oct. 31, 1981
		Jahvid Best vs. Washington, Dec. 6, 2008

PASSING

Most Pass Attempts

Career:	1568	Jared Goff, 2013-15
Season:	620	Davis Webb, 2016
Game:	72	Davis Webb at San Diego State, Sept. 10, 2016

Most Pass Completions

Career:	977	Jared Goff, 2013-15
Season:	382	Davis Webb, 2016
Game:	43	Rich Campbell vs. Florida, Sept. 13, 1980 (53 att)
Consecutive:	26	Aaron Rodgers at Oregon State, USC, Oct. 2-9, 2004
Consecutive,	23	Aaron Rodgers, at USC,
One Game:		Oct. 9, 2004 (tied then NCAA record but has since been broken)
Highest Passing Completion Percentage		
Career:	64.5	Rich Campbell, 1977-80 (599-929)
Season:	70.7	Rich Campbell, 1980 (193-273)
Game:	85.3	Aaron Rodgers at USC, Oct. 9, 2004 (29-34)

RECORDS (CONTINUED)

Most Yardage Gained

Career: 12195 Jared Goff, 2013-15
 Season: 4714 Jared Goff, 2015
 Game: 542 Jared Goff vs. Arizona State, Nov. 28, 2015
 527 Jared Goff vs. Washington State, Oct. 4, 2013

Most Games, 300 Yards Passing

Career: 22 Jared Goff, 2013-2015
 Season: 10 Jared Goff, 2015
 Consecutive: 6 Jared Goff, 2014
 Sept. 20- Oct. 24

Longest Pass Completion

92 Jared Goff (to Daniel Lasco) vs Colorado, Sept. 27, 2014

Most Touchdown Passes

Career: 96 Jared Goff, 2013-15
 Season: 43 Jared Goff, 2015
 Game: 8 Pat Barnes vs. Arizona, Nov. 2, 1996 (4ot)
 6 Jared Goff vs. Air Force, Dec. 29, 2015 (Armed Forces Bowl)
 6 Mike Pawlawski vs. Pacific, Sept. 7, 1991

Most Passes Had Intercepted

Career: 48 Gale Gilbert, 1980-84
 Kyle Boller, 1999-2002
 Season: 19 Rich Campbell, 1978
 Game: 6 Gale Gilbert vs. USC, Nov. 6, 1982

Fewest Passes Had Intercepted

Career (200 att): 10 Randy Gold, 1960-62 (220 att)
 Season (100 att): 2 Gary Graumann, 1977 (118 att)

Lowest Percentage of Passes Had Intercepted

Career (200 att): 1.91% Jared Goff, 2013-15
 (30/1568)
 Season (100 att): 1.37% Jared Goff, 2014 (7/509)

Consecutive Passes Attempted, None Intercepted

Most: 185 Jared Goff, 2014

RECEIVING

Most Receptions

Career: 205 Keenan Allen, 2010-12
 Season: 100 Dameane Douglas, 1998
 Game: 16 Geoff McArthur at Stanford, Nov. 22, 2003

Consecutive Games With A Reception:

42 Robert Jordan (Oct. 23, 2004-Dec. 28, 2007)

Most Yards

Career: 3188 Geoff McArthur, 2000-04
 Season: 1504 Geoff McArthur, 2003
 Game: 289 Wesley Walker vs. San Jose State, Oct. 2, 1976

Longest Reception

92 Daniel Lasco (from Jared Goff) vs Colorado, Sept. 27, 2014

Highest Average Gain Per Reception

Career: 25.7 Wesley Walker, 1973-76
 (NCAA Record-75-104 rec)
 Season: 29.8 Greg Woodard, 1979 (12-358)
 29.5 Chase Lyman, 2004 (14-414)
 Game: 45.3 Wesley Walker at Georgia, Sept. 11, 1976 (4-181)

Most Touchdowns

Career: 31 Sean Dawkins, 1990-92
 Season: 14 Sean Dawkins, 1992
 Game: 3 Kenny Lawler vs. Grambling State, Sept. 5, 2015
 Kenny Lawler vs. BYU, Nov. 29, 2014
 Kenny Lawler vs. Arizona, Nov. 2, 2013
 Robert Jordan vs. Washington, Sept. 10, 2005
 DeSean Jackson vs. Minnesota, Sept. 9, 2006
 Chase Lyman at Oregon State, Oct. 2, 2004
 Bobby Shaw vs. Oregon State, Sept. 28, 1996 (3ot)
 Sean Dawkins at USC, Oct. 17, 1992
 Sean Dawkins vs. San Jose State, Sept. 5, 1992
 Sean Dawkins vs. USC, Nov. 2, 1991
 Brian Treggs vs. Pacific, Sept. 7, 1991
 Floyd Eddings vs. Texas A&M, Sept. 5, 1981
 Wesley Walker vs. San Jose State, Oct. 2, 1976
 Steve Sweeney vs. Washington, Oct. 28, 1972
 Steve Sweeney vs. Oregon State, Oct. 9, 1971

PUNTING

Most Punts

Career: 322 Nick Harris, 1997-2000
 Season: 87 Nick Harris, 1998
 Game: 12 Gary Fowler vs. Indiana, Sept. 27, 1969
 12 Nick Harris at Illinois, Sept. 16, 2000

Most Yards

Career: 13,621 Nick Harris, 1997-2000
 Season: 3795 Nick Harris, 1999
 Game: 535 Gary Fowler vs. Indiana, Sept. 27, 1969

Highest Average Per Punt

Career (75 punts): 44.0 Scott Tabor, 1986-87
 (118-5187)*

*Current punter Dylan Klumph has a 44.6 career average

Season (30 punts): 45.6 Bryan Anger, 2010 (62-2825)
 Game (min. 4): 60.2 Bryan Anger vs. Stanford, Nov. 22, 2008 (4-241)

PUNT RETURNS

Most Returns

Career: 110 Deltha O'Neal 1996-99
 Season: 42 Deltha O'Neal, 1999
 Game: 7 Scott Stringer vs. Stanford, Nov. 18, 1972

Most Yards

Career: 1169 Deltha O'Neal, 1996-99
 Season: 455 DeSean Jackson, 2006
 Game: 138 Jameel Powell at USC, Oct. 28, 2000

Longest Punt Return

108TD Don Guest vs. Washington State, Sept. 17, 1966
 (missed FG att.)
 105TD Bobby Sherman vs. Stanford, Nov. 8, 1902*

Highest Average Gain Per Return

Career: 16.7 DeSean Jackson, 2005-07 (38-633)
 Season: 18.2 DeSean Jackson, 2006 (25-455)
 Game: 100.0 Don Guest vs. Washington State, Sept. 17, 1966 (1-100)

Most Touchdowns

Career: 6 DeSean Jackson, 2005-07
 Season: 4 DeSean Jackson, 2006

Game: 1 Many times. Last by Keenan Allen vs. Southern Utah, Sept. 8, 2012

KICK RETURNS

Most Returns

Career: 99 Deltha O'Neal, 1996-99
 Season: 46 Khalfani Muhammad, 2013
 Game: 10 Wesley Walker vs. Alabama, Sept. 15, 1973

Most Yards

Career: 2472 Deltha O'Neal, 1996-99
 Season: 1006 Khalfani Muhammad, 2013
 Game: 198 Trevor Davis at Washington, State, Oct. 4, 2014

Longest Kickoff Return

102t Ed Solinsky vs. California Aggies, Oct. 16, 1937
 Frank Brunk vs. USC, Oct. 15, 1949

Highest Average Gain Per Return

Career: 26.3 Jahvid Best, 2007-09 (32-844)
 Season: 32.6 Trevor Davis, 2014 (13-424)
 Game: 99.0 Trevor Davis at Washington State, Oct. 4, 2014 (2-198)
 90.0 Lavelle Hawkins vs. Louisiana Tech, Sept. 15, 2007 (1-90)

Most Touchdowns

Career: 2 Trevor Davis, 2014;
 Deltha O'Neal, 1996-99
 Season: 2 Trevor Davis, 2014
 Game: 2 Trevor Davis at Washington State, Oct. 4, 2014

ALL RETURNS

Most Kickoff and Punt Returns

Career: 209 Deltha O'Neal, 1996-99
 Season: 61 Deltha O'Neal, 1999

INTERCEPTIONS BY

Most Interceptions By

Career: 16 Ken Wiedemann, 1967-69
 Season: 9 Deltha O'Neal, 1999
 Game: 4 Herman Edwards vs. Washington State, Nov. 16, 1974

Most Yards

Career: 356 Deltha O'Neal, 1996-99
 Season: 280 Anthony Washington, 1978
 Game: 108 Syd'Quan Thompson at Washington State, Sept. 6, 2008

Longest Interception Return

100t Jim Jurkovich vs. USC, Nov. 9, 1940
 John Hardy at Wisconsin, Sept. 8, 1990
 Deltha O'Neal vs. Oregon, Nov. 13, 2000
 Matt Nixon vs. Baylor, Aug. 31, 2002

Most Touchdowns

Career: 5 Deltha O'Neal, 1996-99
 Season: 4 Deltha O'Neal, 1999
 Game: 1 Many times. Last by Raymond Davison vs. Oregon St., Oct. 8, 2016

All-Purpose

Most Yards
 Career: 4943 Russell White, 1990-92
 (rush-3367, rec-364, ret-1212)
 Season: 2247 Jahvid Best, 2008
 (rush-1580, rec-246, ret-421)

FUMBLES

Most Fumbles Recovered

Game: 4 Anthony Green vs. UCLA, Oct. 13, 1976

TOP 5 SINGLE-GAME RECORDS (1937 – PRESENT)

POINTS

MOST POINTS IN A GAME – CAL

86 vs. Pacific, Sept. 7, 1991
 73 vs. Grambling State, Sept. 5, 2015
 70 vs. Baylor, Aug. 31, 2002
 66 at Washington State, Sept. 6, 2008
 63 vs. Presbyterian, Sept. 17, 2011

MOST POINTS IN A GAME – BOTH TEAMS

119 Cal (60) at Washington State (59), Oct. 4, 2014
 115 Cal (59) vs. Colorado (56), Sept. 27, 2014 (2ot)
 111 Cal (56) vs. Arizona (55) (4ot), Nov. 2, 1996
 110 Cal (86) vs. Pacific (24), Sept. 7, 1991
 103 Cal (54) vs. Washington (49), Oct. 6, 1973
 101 Cal (52) vs. Virginia Tech (49), Dec. 26, 2003 (Insight Bowl)
 101 Cal (52) vs. Oregon (49) (2ot), Oct. 21, 2016

MOST POINTS IN A HALF – CAL

52 vs. Grambling State (1st), Sept. 5, 2015
 51 vs. Pacific (1st), Sept. 7, 1991
 45 vs. Sacramento State (1st), Sept. 6, 2014
 45 vs. Baylor (1st), Aug. 31, 2002
 45 vs. Temple (1st), Sept. 18, 1993
 42 vs. San Jose State (1st), Oct. 1, 1977
 42 vs. Portland State (1st), Sept. 16, 2006
 42 vs. Arizona State (1st), Sept. 23, 2006
 42 at Washington State (1st), Sept. 6, 2008
 42 vs. Presbyterian (1st), Sept. 17, 2011

MOST POINTS IN A HALF – BOTH TEAMS

82 Cal (47) at Washington State (35) (2nd), Oct. 4, 2014
 68 Cal (51) vs. Pacific (17) (1st), Sept. 7, 1991
 66 Cal (28) vs. Oregon (38) (1st), Oct. 28, 2014
 63 Cal (35) vs. Navy (28) (1st), Dec. 25, 1996 (Aloha Bowl)
 60 Cal (17) at Arizona (43) (2nd), Sept. 20, 2014
 58 Cal (41) at Arizona State (17), Nov. 1, 2003
 58 Cal (42) vs. Portland State (16), Sept. 16, 2006
 56 Cal (17) vs. Washington St. (39), Sept. 28, 2002

MOST PTS IN A QUARTER – CAL

35 vs. Grambling State (1st), Sept. 5, 2015
 35 vs. Baylor (1st), Aug. 31, 2002
 30 vs. Southern Utah (4th), Sept. 8, 2012
 29 vs. Pacific (2nd), Sept. 7, 1991
 28 vs. Sacramento State (1st), Sept. 6, 2014
 28 at Washington State (3rd), Oct. 4, 2014
 28 vs. Cal Aggies (4th), Oct. 8, 1938
 28 vs. Pacific (3rd), Sept. 7, 1991
 28 vs. Temple (1st), Sept. 18, 1993
 28 vs. Arizona State (2nd), Sept. 23, 2006
 28 vs. Arizona (1st), Sept. 22, 2007
 28 vs. UC Davis (1st), Sept. 4, 2010
 28 vs. Presbyterian (2nd), Sept. 17, 2011

MOST POINTS IN A QUARTER – BOTH TEAMS

56 Cal (28) at Washington State (28) (3rd), Oct. 4, 2014
 50 Cal (14) at Arizona (36) (4th), Oct. 20, 2014
 44 Cal (30) vs. Southern Utah (14) (4th), Sept. 8, 2012
 43 Cal (22) vs. Navy (21) (2nd), Dec. 25, 1996 (Aloha Bowl)
 42 Cal (35) vs. Baylor (7) (1st), Aug. 31, 2002
 42 Cal (21) vs. Oregon (21) (4th), Oct. 14, 1995
 40 Cal (28) vs. Presbyterian (12), Sept. 17, 2011

FIRST DOWNS

MOST TOTAL FIRST DOWNS – CAL

40 vs. Oregon, Oct. 21, 2016 (2ot)
 36 vs. Oregon State, Nov. 14, 2015
 35 vs. Pacific, Sept. 7, 1991
 35 vs. Oregon State, Oct. 31, 1981
 34 at Oregon State, Nov. 1, 2014
 34 vs. BYU, Nov. 29, 2014
 32 vs. Washington, Oct. 12, 1985
 32 vs. San Jose State, Oct. 1, 1977

FEWEST TOTAL FIRST DOWNS – CAL

3 vs. USC, Nov. 4, 1967
 3 vs. Washington, Oct. 26, 1946
 3 vs. USC, Nov. 9, 1946
 4 vs. Iowa, Sept. 30, 1961
 4 vs. Pittsburgh, Sept. 17, 1955

MOST TOTAL FIRST DOWNS – BOTH TEAMS

67 Cal (40) vs. Oregon (27), Oct. 21, 2016 (2ot)
 64 Cal (30) at Washington State (34), Nov. 12, 2016,
 64 Cal (25) vs. Colorado (39), Sept. 27, 2014 (2ot)
 60 Cal (27) at USC (33), Oct. 27, 2016
 60 Cal (34) vs. BYU (26), Nov. 29, 2014
 60 Cal (27) vs. Washington State (33), Oct. 4, 2014
 60 Cal (24) at Arizona (36), Sept. 20, 2014
 59 Cal (34) at Oregon State (25), Nov. 1, 2014
 59 Cal (24) vs. Missouri (35), Oct. 5, 1985

FEWEST TOTAL FIRST DOWNS – BOTH TEAMS

9 Cal (4) vs. Pacific (5), Oct. 14, 1944
 9 Cal (2) vs. UCLA (7), Nov. 11, 1944
 16 Cal (12) vs. USF (4), Nov. 18, 1950
 16 Cal (10) vs. Oregon (6), Oct. 5, 1946
 18 Cal (16) vs. Washington (2), Oct. 23, 1948
 18 Cal (12) vs. Northwestern (6), Jan. 1, 1949
 18 Cal (3) vs. USC (15), Nov. 9, 1946

MOST FIRST DOWNS RUSHING – CAL

24 vs. Pacific, Sept. 7, 1991
 24 vs. Oregon State, Oct. 24, 1959
 22 vs. San Jose State, Oct. 6, 1990
 20 vs. Oregon, Nov. 7, 1959
 20 vs. Washington State, Nov. 17, 1956
 18 vs. Oregon, Oct. 21, 2016 (2ot)
 17 at Oregon State, Oct. 8, 2016

FEWEST FIRST DOWNS RUSHING – CAL

0 vs. USC, Nov. 4, 1964
 0 vs. Illinois, Sept. 24, 1955
 1 Many times. Last at USC, Nov. 8, 2008

MOST FIRST DOWNS RUSHING – BOTH TEAMS

37 Cal (8) vs. Arizona State (29), Oct. 17, 1981
 36 Cal (17) at Oregon State (19), Oct. 8, 2016
 35 Cal (24) vs. Pacific (11), Sept. 7, 1991
 35 Cal (12) vs. Missouri (23), Oct. 5, 1985
 34 Cal (10) vs. Washington State (24), Nov. 16, 1974
 33 Many times. Last: Cal (14) vs. UCLA (19), Oct. 25, 1975

FEWEST FIRST DOWNS RUSHING – BOTH TEAMS

2 Cal (1) vs. San Diego State (1), Sept. 18, 1982
 3 Cal (2) vs. San Jose State (1), Sept. 26, 1981
 6 Cal (2) at Arizona State (4), Oct. 31, 2009
 6 Cal (3) vs. Stanford (3), Nov. 21, 1998
 6 Cal (5) vs. Oregon (1), Sept. 16, 1967
 7 Many times. Last: Cal (4) at Washington (3), Oct. 17, 1998

MOST FIRST DOWNS PASSING – CAL

23 at San Diego State, Sept. 10, 2016
 22 vs. Grambling State, Sept. 5, 2015
 22 vs. Northwestern, Aug. 31, 2013
 22 vs. Washington State, Oct. 5, 2013
 22 at Washington State, Oct. 19, 1996
 21 at Maryland, Sept. 13, 2008
 20 vs. Oregon, Oct. 21, 2016 (2ot)
 20 at Arizona State, Sept. 24, 2016
 20 vs. Portland State, Sept. 7, 2013
 20 vs. Arizona, Nov. 2, 1996
 20 vs. UCLA, Oct. 26, 1996

FEWEST FIRST DOWNS PASSING – CAL

0 vs. Washington State, Sept. 17, 1966
 0 vs. Iowa, Sept. 30, 1961
 0 vs. Stanford, Nov. 19, 1960
 0 vs. Oregon State, Oct. 24, 1959
 0 vs. Stanford, Nov. 19, 1949
 0 vs. USC, Nov. 9, 1946

MOST FIRST DOWNS PASSING – BOTH TEAMS

45 (Cal) 19 at Washington State (26), Oct. 4, 2014
 42 (Cal) 16 vs. Colorado (26), Sept. 27, 2014 (2ot)
 40 Cal (22) vs. Washington State (18), Oct. 5, 2013
 38 Cal (22) vs. BYU (16), Nov. 29, 2014
 37 Cal (19) at Washington State (18), Nov. 12, 2016
 37 Cal (13) at Arizona (24), Sept. 20, 2014

FEWEST FIRST DOWNS PASSING – BOTH TEAMS

1 Cal (1) vs. Washington (0), No. 14, 1959
 2 Cal (0) vs. Iowa (2), Sept. 30, 1961
 2 Cal (1) vs. USF (1), Nov. 18, 1950
 3 Many times. Last: Cal (2) vs. UCLA (1), Oct. 17, 1959

PLAYS

MOST PLAYS – CAL

118 vs. Oregon, Oct. 21, 2016 (2ot)
 102 vs. UCLA, Nov. 26, 2016
 102 vs. San Jose State, Oct. 5, 1968
 101 vs. BYU, Nov. 29, 2014
 101 vs. San Jose State, Oct. 6, 1990
 99 vs. Northwestern, Aug. 31, 2013
 98 vs. Washington, Oct. 12, 1985

FEWEST PLAYS – CAL

36 vs. Washington, Oct. 26, 1946
 39 vs. Pittsburgh, Sept. 17, 1955
 44 vs. San Jose State, Oct. 11, 1963
 44 vs. Washington, Nov. 8, 1952
 44 vs. USC, Nov. 9, 1946

MOST PLAYS – BOTH TEAMS

203 Cal (118) vs. Oregon (85), Oct. 21, 2016 (2ot)
 182 Cal (72) vs. Colorado (110), Sept. 24, 2014 (2ot)
 180 Cal (89) at Oregon State (91), Oct. 31, 1998
 179 Cal (91) vs. Washington State (88), Oct. 5, 2013
 178 Cal (88) at UCLA (90), Oct. 22, 2015
 178 Cal (72) at Arizona (106), Sept. 20, 2014
 178 Cal (101) vs. BYU (77), Nov. 29, 2014

FEWEST PLAYS – BOTH TEAMS

99 Cal (58) vs. Miami (41), Oct. 9, 1964
 100 Cal (62) vs. USF (38), Nov. 18, 1950
 104 Cal (61) vs. UCLA (43), Nov. 11, 1950
 107 Cal (51) vs. Ohio State (56), Oct. 2, 1954
 111 Cal (39) vs. Pittsburgh (72), Sept. 17, 1955
 111 Cal (62) vs. Pennsylvania (49), Oct. 1, 1955

TOP 5 SINGLE-GAME RECORDS (1937 – PRESENT)

TOTAL YARDS

MOST TOTAL YARDS – CAL

760 vs. Oregon State, Nov. 14, 2015
 729 vs. Washington, Nov. 15, 2003
 680 vs. Arizona State, Nov. 28, 2015
 670 vs. Utah, Oct. 11, 1958
 661 vs. New Mexico State, Sept. 11, 2004

FEWEST TOTAL YARDS – CAL

4 vs. USC, Nov. 9, 1946
 8 vs. Fleet City, Oct. 21, 1944
 33 vs. St. Mary's Pre-Flight, Nov. 25, 1944
 45 vs. USC, Sept. 29, 1945
 60 vs. UCLA, Oct. 13, 1945

MOST TOTAL YARDS – BOTH TEAMS

1401 Cal (589) at Washington State (812), Oct. 4, 2014
 1266 Cal (680) vs. Arizona State (586), Nov. 28, 2015
 1254 Cal (659) vs. Arizona (595), Nov. 2, 1996 (4ot)
 1215 Cal (585) vs. Colorado (630), Sept. 27, 2014 (2ot)
 1209 Cal (432) at Oregon (777), Nov. 7, 2015

FEWEST TOTAL YARDS – BOTH TEAMS

162 Cal (8) vs. Fleet City (154), Oct. 21, 1944
 210 Cal (45) vs. USC (165), Sept. 29, 1945
 222 Cal (108) vs. Washington (114), Nov. 6, 1937
 241 Cal (135) vs. Nevada (106), Oct. 27, 1945
 243 Cal (81) vs. UCLA (162), Nov. 11, 1944

RUSHING

MOST RUSHING ATTEMPTS – CAL

84 vs. San Jose State, Oct. 5, 1968
 79 vs. Oregon State, Oct. 24, 1959
 78 vs. Oregon State, Nov. 1, 1958
 75 vs. UCLA, Nov. 2, 1957
 74 vs. Oregon, Nov. 7, 1959

FEWEST RUSHING ATTEMPTS – CAL

14 vs. Utah, Oct. 1, 2016
 18 at Washington State, Oct. 4, 2014
 19 vs. San Diego State, Sept. 10, 1983
 19 vs. Georgia, Sept. 11, 1976
 20 at USC, Oct. 16, 2010
 20 vs. Oregon, Oct. 13, 2001
 20 vs. Penn State, Oct. 27, 1962

MOST RUSHING ATTEMPTS – BOTH TEAMS

142 Cal (75) vs. UCLA (67), Nov. 2, 1957
 125 Cal (69) vs. SMU (56), Sept. 21, 1957
 121 Cal (54) vs. Oregon State (67), Oct. 18, 1975
 121 Cal (62) vs. Pacific (59), Sept. 20, 1958
 120 Cal (60) vs. UCLA (60), Oct. 17, 1959

FEWEST RUSHING ATTEMPTS – BOTH TEAMS

43 Cal (18) at Washington State (25), Oct. 4, 2014
 49 Cal (28) vs. Washington State (21), Oct. 5, 2013
 54 Cal (27) vs. Washington State (27), Sept. 28, 2002
 55 Cal (30) vs. Washington State (25), Oct. 3, 2015
 56 Cal (20) at USC (36), Oct. 16, 2010
 56 Cal (30) at Arizona State (26), Oct. 31, 2009
 56 Cal (23) at Arizona (23), Nov. 11, 2006

MOST RUSHING YARDS – CAL

490 vs. Minnesota, Oct. 6, 1951
 442 vs. Montana, Nov. 15, 1947
 435 vs. Pacific, Oct. 8, 1938
 432 vs. St. Mary's, Oct. 4, 1947
 431 vs. Washington, Dec. 6, 2008

FEWEST RUSHING YARDS – CAL

-77 vs. Missouri, Sept. 30, 1972
 -38 vs. Fleet City, Oct. 21, 1944
 -36 vs. Stanford, Nov. 21, 1998
 -28 vs. USC, Nov. 1, 1980
 -20 vs. USC, Nov. 5, 1988

MOST RUSHING YARDS – BOTH TEAMS

791 Cal (317) at Oregon State (474), Oct. 8, 2016
 758 Cal (350) vs. Pacific (408), Sept. 20, 1958
 663 Cal (226) vs. Colorado (437), Sept. 13, 1975
 658 Cal (162) vs. Arizona State (496), Oct. 17, 1981
 643 Cal (214) vs. Iowa (429), Jan. 1, 1959 (Rose Bowl)

FEWEST RUSHING YARDS – BOTH TEAMS

-26 Cal (-36) vs. Stanford (10), Nov. 21, 1998
 41 Cal (2) vs. San Diego State (39), Sept. 18, 1982
 47 Cal (-38) vs. Fleet City (85), Oct. 21, 1944
 53 Cal (58) vs. Arizona (-5), Nov. 16, 2002
 69 Cal (40) vs. UCLA (29), Oct. 19, 2002

MOST RUSHING TOUCHDOWNS – CAL

8 vs. Montana, Nov. 15, 1947
 7 vs. Eastern Washington, Sept. 12, 2009
 7 at Washington State, Sept. 6, 2008
 7 at Air Force, Sept. 4, 2004
 7 vs. San Jose State, Aug. 31, 1985
 6 vs. Arizona, Oct. 25, 2003
 6 vs. San Jose State, Oct. 1, 1994

MOST RUSHING TOUCHDOWNS BOTH TEAMS

10 Cal (4) at Oregon State (6), Oct. 8, 2016
 10 Cal (7) vs. San Jose State (3), Aug. 31, 1985
 9 Cal (3) at Texas (6), Sept. 19, 2015
 9 Cal (3) vs. UCLA (6), Oct. 27, 1973
 9 Cal (1) vs. Texas (8), Sept. 19, 1970
 8 Many times. Last: Cal (7) at Air Force (1), Sept. 4, 2004

PASSING

MOST PASS ATTEMPTS – CAL

72 at San Diego State, Sept. 10, 2016
 65 vs. Northwestern, Aug. 31, 2013
 63 vs. Washington State, Oct. 5, 2013
 61 vs. Oregon, Oct. 21, 2016 (2ot)
 60 at Maryland, Sept. 13, 2008
 60 at Oregon, Oct. 6, 2011
 60 vs. BYU, Nov. 29, 2014

FEWEST PASS ATTEMPTS – CAL

0 vs. Cal Aggies, Oct. 8, 1938
 0 vs. Pacific, Oct. 8, 1938
 1 vs. Stanford, Nov. 19, 1960
 1 vs. USF, Nov. 18, 1950
 2 vs. Washington, Oct. 16, 1965

MOST PASS ATTEMPTS – BOTH TEAMS

130 Cal (63) vs. Washington State (67), Oct. 5, 2013
 123 Cal (53) at Washington State (70), Oct. 4, 2014
 109 Cal (42) vs. Colorado (67), Sept. 27, 2014 (2ot)
 108 Cal (53) at Washington State (55), Nov. 12, 2016
 105 Cal (47) at Oregon State (58), Oct. 31, 1998

FEWEST PASS ATTEMPTS – BOTH TEAMS

0 Cal (0) vs. Cal Aggies (0), Oct. 8, 1938
 0 Cal (0) vs. Pacific (0), Oct. 8, 1938
 5 Cal (1) vs. USF (4), Nov. 18, 1950
 7 Cal (7) vs. St. Mary's (0), Sept. 24, 1949
 10 Cal (4) vs. St. Mary's (6), Sept. 24, 1938

MOST PASS COMPLETIONS – CAL

43 vs. Florida, Sept. 13, 1980
 42 vs. Oregon, Oct. 21, 2016 (2ot)
 41 at San Diego State, Sept. 10, 2016
 40 vs. Northwestern, Aug. 31, 2013
 38 vs. Stanford, Nov. 21, 2015
 38 vs. BYU, Nov. 29, 2014
 38 vs. Hawai'i, Aug. 26, 2016

FEWEST PASS COMPLETIONS – CAL

0 Many times. Last vs. Washington State, Sept. 17, 1966

MOST PASS COMPLETIONS – BOTH TEAMS

86 Cal (37) at Washington State (49), Oct. 4, 2014
 76 Cal (35) vs. Washington State (41), Oct. 5, 2013
 73 Cal (34) at Washington State (39), Nov. 12, 2016
 70 Cal (24) vs. Colorado (46), Sept. 27, 2014 (2ot)
 68 Cal (33) vs. Washington State (35), Oct. 3, 2015
 68 Cal (32) vs. Oregon State (36), Oct. 19, 2013

FEWEST PASS COMPLETIONS – BOTH TEAMS

0 Cal (0) vs. Cal Aggies (0), Oct. 8, 1938
 0 Cal (0) vs. Pacific (0), Oct. 8, 1938
 1 Cal (0) vs. Washington (1), Nov. 6, 1937
 1 Cal (0) vs. USF (1), Nov. 6, 1943
 1 Cal (1) vs. Nevada (0), Oct. 27, 1945

MOST INTERCEPTIONS THROWN – CAL

10 vs. UCLA, Oct. 21, 1978
 8 vs. USC, Nov. 6, 1982
 7 vs. Arizona State, Nov. 2, 1985
 6 vs. Washington, Oct. 28, 1972
 6 vs. Washington, Nov. 10, 1962

MOST INTERCEPTIONS THROWN – BOTH TEAMS

11 Cal (10) vs. UCLA (1), Oct. 21, 1978
 9 Cal (6) vs. Washington (3), Nov. 10, 1962
 8 Many times. Last: Cal (7) vs. Arizona State (1), Nov. 2, 1985

HIGHEST COMPLETION PCT. (20+ ATTEMPTS) – CAL

85.3 at USC (29-34), Oct. 9, 2004
 84.0 vs. Hawaii (21-25), Nov. 27, 1993
 83.9 vs. Arizona (26-31), Sept. 15, 1979
 83.3 at San Jose State (20-24), Sept. 7, 1996
 83.3 vs. UCLA (20-24), Nov. 4, 2006
 83.3 vs. UCLA (25-30), Oct. 6, 2012

LOWEST COMPLETION PCT. (20+ ATTEMPTS) – CAL

17.9 vs. Notre Dame (5-28), Sept. 23, 1967
 20.0 vs. USC (4-20), Oct. 28, 1939
 23.8 vs. Washington (10-42), Oct. 10, 1981
 23.8 vs. Coast Guard (5-21), Nov. 4, 1944
 24.0 vs. USC (6-25), Sept. 29, 1945

HIGHEST COMPLETION PCT. (20+ ATTEMPTS) – BOTH TEAMS

78.5 Cal (23-31) vs. USC (19-23), Oct. 27, 2015
 74.5 Cal (29-34) at USC (15-35), Oct. 9, 2004
 74.1 Cal (35-46) vs. Arizona (25-35), Nov. 2, 1996 (4ot)
 73.1 Cal (32-47) vs. Oregon State (36-46), Oct. 19, 2013
 72.7 Cal (25-30) vs. UCLA (31-47), Oct. 6, 2012

TOP 5 SINGLE-GAME RECORDS (continued)

LOWEST COMPLETION PCT.

(20 ATTEMPTS) – BOTH TEAMS

27.4 Cal (12-40) vs. Oregon State (8-33), Nov. 9, 1999
 31.1 Cal (5-21) vs. Coast Guard (14-40), Nov. 4, 1944
 32.8 Cal (10-34) vs. San Jose State (10-27), Sept. 23, 1972
 33.3 Cal (8-15) vs. Temple (6-27), Sept. 18, 1993
 34.8 Cal (13-38) vs. Air Force (3-8), Sept. 21, 2002
 34.8 Cal (8-20) vs. Oregon State (8-26), Nov. 13, 1954

MOST PASSING YARDS – CAL

542 vs Arizona State, Nov. 28, 2015
 527 at Washington State, Oct. 4, 2014
 522 at San Diego State, Sept. 10, 2016
 521 vs. Washington State, Oct. 5, 2013
 503 vs. Arizona, Nov. 2, 1996 (4ot)

FEWEST PASSING YARDS – CAL

-4 vs. USC, Nov. 9, 1946
 0 Many times. Last vs. Washington State, Sept. 17, 1966

MOST PASSING YARDS – BOTH TEAMS

1261 Cal (527) at Washington State (734), Oct. 4, 2014
 1042 Cal (521) vs. Washington State (521), Oct. 5, 2013
 937 Cal (542) vs Arizona State (395), Nov. 28, 2015
 921 Cal (503) vs. Arizona (418), Nov. 2, 1996 (4ot)
 913 Cal (458) vs. Colorado (455), Sept. 27, 2014 (2ot)

FEWEST PASSING YARDS – BOTH TEAMS

6 Cal (0) vs. Washington (6), Nov. 6, 1937
 7 Cal (7) vs. Nevada (0), Oct. 27, 1945
 13 Cal (0) vs. St. Mary's Pre-Flight. (13), Nov. 25, 1944
 34 Cal (0) vs. Stanford (34), Nov. 23, 1940
 35 Cal (12) vs. USF (23), Nov. 18, 1950

MOST PASSING TOUCHDOWNS – CAL

8 vs. Arizona, Nov. 2, 1996 (4ot)
 7 vs. Colorado, Sept. 27, 2014 (2ot)
 6 vs. Pacific, Sept. 7, 1991
 6 vs. Air Force, Dec. 29, 2015 (Armed Forces Bowl)
 6 vs. Oregon State, Nov. 14, 2015

MOST PASSING TOUCHDOWNS – BOTH TEAMS

14 Cal (7) vs. Colorado (7), Sept. 27, 2014 (2ot)
 13 Cal (8) vs. Arizona (5), Nov. 2, 1996 (4ot)
 11 Cal (5) vs. Oregon (6), Oct. 21, 2016 (2ot)
 11 Cal (5) at Washington State (6), Oct. 4, 2014
 9 Cal (4) vs. BYU (5), Nov. 29, 2014
 9 Cal (5) at Arizona State (4), Nov. 9, 2002
 9 Cal (6) vs. Pacific (3), Sept. 7, 1991
 9 Cal (4) vs. Washington State (5), Oct. 22, 2005
 9 Cal (5) vs. Arizona State (4), Nov. 28, 2015

PENALTIES

MOST PENALTIES – CAL

21 at Houston, Sept. 6, 1997
 21 at San Jose State, Sept. 7, 1996
 19 vs. Oregon State, Oct. 27, 1951
 18 vs. Washington, Oct. 6, 1973
 17 vs. Washington, Oct. 9, 1993
 17 vs. Santa Clara, Sept. 20, 1947

MOST PENALTIES – BOTH TEAMS

31 Cal (21) at Houston (10), Sept., 6, 1997
 29 Cal (15) vs. Arizona (14), Nov. 14, 1998
 29 Cal (13) vs. Washington State (16), Oct. 8, 1955
 28 Cal (14) vs. Oregon (14), Oct. 21, 2016
 28 Cal (13) vs. Oklahoma (15), Sept. 20, 1997
 28 Cal (21) at San Jose State (7), Sept. 7, 1996
 28 Cal (17) vs. Santa Clara (11), Sept. 20, 1947

MOST YARDS PENALIZED – CAL

202 at San Jose State, Sept. 7, 1996
 194 vs. Washington, Oct. 6, 1973
 189 at Houston, Sept. 6, 1997
 178 vs. San Jose State, Oct. 1, 1994
 172 vs. Oregon State, Oct. 16, 1976
 172 vs. USC, Oct. 19, 1957
 172 at Oregon State, Nov. 17, 2012

MOST YARDS PENALIZED – BOTH TEAMS

307 Cal (154) vs. Arizona (153), Nov. 14, 1998
 283 Cal (189) at Houston (94), Sept. 6, 1997
 279 Cal (145) vs. Oregon (134), Oct. 21, 2016 (2ot)
 279 Cal (130) vs. Oklahoma (149), Sept. 20, 1997
 276 Cal (117) at USC (159), Nov. 13, 2014

POINTS ALLOWED

MOST POINTS IN A GAME ALLOWED

66 vs. Washington, Nov. 5, 2016
 66 vs. Alabama, Sept. 15, 1973
 63 vs. Stanford, Nov. 23, 2013
 63 at Washington State, Oct. 18, 1997
 62 vs. USC, Nov. 9, 2013
 62 at Oregon State, Nov. 17, 2012

MOST POINTS IN A HALF ALLOWED

45 vs. Alabama (2nd), Sept. 15, 1973
 42 vs. Stanford (1st), Nov. 23, 2013
 42 at USC (1st), Oct. 16, 2010
 42 at Washington State (1st), Oct. 18, 1997
 41 at Arizona State (2nd), Sept. 24, 2016
 41 vs. Oregon (1st), Sept. 28, 2013
 41 vs. USC (1st), Nov. 9, 2013

MOST POINTS IN A QUARTER ALLOWED

36 at Arizona (4th), Sept. 20, 2014
 31 at Arizona State (4th), Sept. 24, 2016
 31 at Arizona State (2nd), Nov. 7, 1998
 29 vs. Washington State (3rd), Sept. 28, 2002
 29 vs. USC (4th), Nov. 3, 1973

FIRST DOWNS ALLOWED

FEWEST TOTAL FIRST DOWNS ALLOWED

1 vs. San Jose State, Oct. 5, 1968
 2 vs. Washington, Oct. 23, 1948
 3 vs. Presbyterian, Sept. 17, 2011
 4 vs. UC Davis, Sept. 4, 2010
 4 vs. USF, Nov. 18, 1950

MOST TOTAL FIRST DOWNS ALLOWED

39 vs. Colorado, Sept. 27, 2014 (2ot)
 37 vs. Arizona State, Oct. 17, 1981
 36 at Oregon, Nov. 7, 2015
 35 vs. Missouri, Oct. 5, 1985
 35 at Oregon State, Nov. 17, 2012

FEWEST FIRST DOWNS RUSHING ALLOWED

0 vs. Stanford, Nov. 20, 1993
 0 vs. San Jose State, Oct. 5, 1968
 1 Many times. Last vs. Presbyterian, Sept. 17, 2011

MOST FIRST DOWNS RUSHING ALLOWED

29 vs. Arizona State, Oct. 17, 1981
 27 vs. Notre Dame, Sept. 18, 1965
 24 vs. Washington State, Nov. 16, 1974
 23 vs. Missouri, Oct. 5, 1981
 23 at Oregon, Nov. 7, 2015

FEWEST FIRST DOWNS PASSING ALLOWED

0 Many times. Last vs. Oregon State, Nov. 11, 1972

MOST FIRST DOWNS PASSING ALLOWED

26 at Washington State, Oct. 4, 2014
 26 vs. Colorado, Sept. 27, 2014
 23 vs. Miami, Sept. 15, 1990
 21 at Illinois, Sept. 20, 2003
 20 vs. USC, Oct. 30, 1993

PLAYS ALLOWED

FEWEST PLAYS ALLOWED

37 vs. Oregon State, Nov. 1, 1958
 38 vs. Iowa, Dec. 31, 1993 (Alamo Bowl)
 38 vs. USF, Nov. 18, 1950
 38 vs. Washington, Oct. 23, 1948
 39 vs. Oregon State, Nov. 12, 1955

MOST PLAYS ALLOWED

110 vs. Colorado, Sept. 27, 2014 (2ot)
 106 at Arizona, Sept. 20, 2014
 101 vs. San Jose State, Sept. 27, 1986
 98 vs. Arizona State, Oct. 17, 1981
 97 vs. Utah, Oct. 1, 2016

TOTAL YARDS ALLOWED

FEWEST TOTAL YARDS ALLOWED

22 vs. Cal Aggies, Oct. 16, 1937
 23 vs. Pacific, Oct. 16, 1937
 40 vs. San Jose State, Oct. 5, 1968
 43 vs. Cal Aggies, Oct. 8, 1938
 48 vs. Presbyterian, Sept. 17, 2011

MOST TOTAL YARDS ALLOWED

812 at Washington State, Oct. 4, 2014
 777 at Oregon, Nov. 7, 2015
 704 vs. Washington, Nov. 5, 2016
 667 vs. Alabama, Sept. 15, 1973
 654 at Washington State, Nov. 12, 2016

RUSHING DEFENSE

FEWEST RUSHING ATTEMPTS ALLOWED

14 vs. Stanford, Nov. 20, 1993
 18 at Washington State, Oct. 13, 2012
 19 vs. Washington State, Oct. 14, 2006
 20 vs. Arizona, Sept. 15, 2007
 20 vs. Presbyterian, Sept. 17, 2011

MOST RUSHING ATTEMPTS ALLOWED

84 vs. Notre Dame, Sept. 18, 1965
 79 vs. Colorado, Sept. 13, 1975
 78 vs. Arizona State, Oct. 17, 1981
 78 vs. Missouri, Sept. 30, 1972
 76 vs. Washington State, Nov. 16, 1974
 76 vs. Washington, Nov. 10, 1962

TOP 5 SINGLE -GAME RECORDS (continued)

FEWEST RUSHING YARDS ALLOWED

-40 vs. San Jose State, Sept. 5, 1992
 -38 vs. Washington State, Nov. 13, 1976
 -17 vs. Oregon, Nov. 16, 1968
 -5 vs. Arizona, Nov. 16, 2002
 -5 vs. Stanford, Nov. 20, 1993
 -5 vs. Oregon, Nov. 4, 1972

MOST RUSHING YARDS ALLOWED

532 vs. UCLA, Oct. 21, 1972
 496 vs. Arizona State, Oct. 17, 1981
 490 vs. Oklahoma, Sept. 18, 1976
 477 at Oregon, Nov. 7, 2015
 474 at Oregon State, Oct. 8, 2016

MOST RUSHING TOUCHDOWNS ALLOWED

8 vs. Texas, Sept. 19, 1970
 7 vs. UCLA, Oct. 23, 1965
 7 vs. Kansas, Nov. 18, 1961
 6 Many times. Last at Oregon State, Oct. 8, 2016

PASSING DEFENSE

MOST PASS ATTEMPTS ALLOWED

74 at Arizona, Sept. 20, 2014
 70 at Washington State, Oct. 4, 2014
 67 vs. Colorado, Sept. 27, 2014 (2ot)
 67 vs. Washington State, Oct. 5, 2013
 63 at Washington State, Oct. 13, 2012

FEWEST PASS COMPLETIONS ALLOWED

0 Many times. Last vs. Washington, Nov. 7, 1964

MOST PASS COMPLETIONS ALLOWED

49 at Washington State, Oct. 4, 2014
 47 at Arizona, Sept. 20, 2014
 46 vs. Colorado, Sept. 27, 2014 (2ot)
 42 vs. Arizona, Sept. 15, 2007
 41 vs. Washington State, Oct. 5, 2013

MOST INTERCEPTIONS MADE – CAL

6 vs. Syracuse, Oct. 26, 1968
 6 vs. Washington State, Nov. 16, 1974
 5 Many times. Last vs. Washington, Oct. 21, 2006

LOWEST COMPLETION PERCENTAGE (20+ ATTEMPTS) BY AN OPPONENT

19.0 vs. Alameda Coast Guard (4-21), Nov. 20, 1943
 22.2 vs. Temple (6-27), Sept. 18, 1993
 24.2 vs. Oregon State (8-33), Nov. 6, 1999
 25.0 vs. St. Mary's (5-20), Sept. 24, 1949
 25.0 vs. Washington State (5-20), Nov. 2, 1946
 25.0 vs. Oregon State (5-20), Nov. 18, 1939

HIGHEST COMPLETION PERCENTAGE (20+ ATTEMPTS) ALLOWED

87.2 vs. Stanford (34-39), Nov. 21, 1959
 84.0 at Stanford (21-25), Nov. 22, 1997
 83.3 at Washington (20-24), Dec. 5, 2009
 82.6 vs USC (19-23), Oct. 31, 2015
 82.1 vs. USC (32-39), Oct. 30, 1993

FEWEST PASSING YARDS ALLOWED

0 Many times. Last vs. Washington, Nov. 7, 1964

MOST PASSING YARDS ALLOWED

734 at Washington State, Oct. 4, 2014
 521 vs. Washington State, Oct. 5, 2013
 520 at Arizona, Sept. 20, 2014
 520 vs. Texas Tech, Dec. 30, 2004 (Holiday Bowl)
 513 at Washington State, Sept. 22, 2001

MOST PASSING TOUCHDOWNS ALLOWED

7 vs. Washington, Nov. 5, 2016
 7 vs. Colorado, Sept. 27, 2014 (2ot)
 7 vs. Oregon, Nov. 10, 2012
 6 vs. Oregon, Oct. 21, 2016 (2ot)
 6 at Washington State, Oct. 4, 2014
 6 at Stanford, Nov. 23, 2013

OPPONENT PENALTIES

MOST PENALTIES BY OPPONENT

17 vs. Arizona State, Nov. 6, 1993
 16 vs. Washington State, Oct. 8, 1955
 15 vs. Oklahoma, Sept. 20, 1997
 15 vs. USC, Oct. 7, 1995
 15 vs. Notre Dame, Oct. 10, 1959
 15 vs. UCLA, Oct. 20, 1956

MOST YARDS PENALIZED OPPONENT

179 vs. Missouri, Sept. 30, 1972
 176 vs. UCLA, Oct. 20, 1956
 163 vs. Washington, Nov. 14, 1959
 159 at USC, Nov. 13, 2014
 158 vs. Notre Dame, Oct. 10, 1959

TOP 10 PERFORMERS

NOTE: The following records do not include bowl statistics prior to the 2002 season, per NCAA rules.

*all-time followed by modern record

SCORING

CAREER POINTS

PLAYER (SEASONS)	TD	PAT	2XP	FG	PTS
1. Doug Brien (1991-93)	0	120	0	56	288
2. Duke Morrison (1920-22)	42	22	0	1	277
3. Jim Breech (1974-77)	0	110	0	50	260
4. Tom Schneider (2004-06)	0	158	0	33	257
5. Giorgio Tavecchio (2008-11)	0	112	0	48	256
6. Mark Jensen (1999-2002)	0	109	0	45	244
Robbie Keen (1987-90)	0	103	0	47	244
8. Russell White (1990-92)	40	0	1	0	242
9. Chuck Muncie (1973-75)	37	0	1	0	224
10. Matt Anderson (2013-Present)	0	101	0	40	221

SINGLE-SEASON POINTS

PLAYER	SEASON	TD	FG	PAT	PTS
1. Duke Morrison	1922	18	1	20	131
2. Matt Anderson	2016	0	22	51	117
3. Mark Jensen	2002	0	19	50	107
4. Duke Morrison*	1920	17	0	2	104
Matt Anderson	2015	0	18	50	104
6. Lindsey Chapman*	1993	17	0	0	102
7. Tyler Fredrickson	2003	0	15	54	99
8. Russell White*	1991	16	0	1	98
Doug Brien*	1991	0	19	41	98
10. Tom Schneider	2006	0	15	52	97

TOTAL OFFENSE

CAREER TOTAL OFFENSE

PLAYER (SEASONS)	PLAYS	RUSH	PASS	TOTAL	TD
1. Jared Goff (2013-15)	1739	-114	12200	12086	97
2. Troy Taylor (1986-89)	1479	110	8126	8236	53
3. Kyle Boller (1999-2002)	1576	-169	7980	7811	71
4. Pat Barnes (1993-96)	1115	-359	7360	7001	56
5. Rich Campbell (1977-80)	1134	-375	7174	6799	43
6. Nate Longshore (2005-08)	993	-184	6783	6599	55
7. Kevin Riley (2006-10)	992	-46	6182	6136	55
8. Dave Barr (1991-94)	950	-385	6305	5920	49
9. Aaron Rodgers (2003-04)	825	336	5469	5805	51
10. Gale Gilbert (1980-84)	1178	-808	6566	5788	33

SINGLE-SEASON TOTAL OFFENSE

PLAYER	SEASON	PLAYS	RUSH	PASS	TOTAL
1. Jared Goff	2015	585	-8	4719	4711
2. Davis Webb	2016	653	-110	4295	4185
3. Jared Goff	2014	564	-44	3973	3929
4. Jared Goff	2013	590	-62	3508	3446
5. Pat Barnes*	1996	506	-83	3499	3416
6. Aaron Rodgers	2003	435	210	2903	3113
7. Zach Maynard	2011	489	108	2990	3098
8. Nate Longshore	2006	405	-52	3021	2969
9. Kevin Riley	2009	464	464	2901	2901
10. Troy Taylor	1989	481	46	2738	2784

SINGLE-GAME TOTAL OFFENSE

PLAYER (OPPONENT, DATE)	YARDS
1. Jared Goff vs. Arizona State, Nov. 28, 2015	573
2. Pat Barnes vs. Arizona (4ot), Nov. 2, 1996	528
3. Jared Goff at Washington State, Oct. 4, 2014	527
4. Davis Webb at San Diego State, Sept. 10, 2016	503
5. Jared Goff vs. Washington State, Oct. 5, 2013	487
6. Jared Goff vs. Portland State, Sept. 7, 2013	484
7. Davis Webb at Arizona State, Sept. 24, 2016	457
8. Jared Goff vs. Air Force, Dec. 29, 2015	451
9. Jared Goff vs. Colorado (2ot), Sept. 27, 2014	446
10. Jared Goff vs. Oregon State, Nov. 14, 2015	440

RUSHING

CAREER RUSHING YARDS

PLAYER (SEASONS)	ATT	YDS	AVG
1. Russell White (1990-92)	663	3367	5.1
2. Marshawn Lynch (2004-06)	490	3230	6.6
3. Justin Forsett (2004-07)	567	3220	5.7
4. Joe Igber (1999-2002)	678	3124	4.6
5. Chuck Muncie (1973-75)	549	3052	5.6
6. Paul Jones (1975, 77-79)	715	2930	4.1
7. Shane Vereen (2008-10)	556	2834	5.1
8. Jahvid Best (2007-09)	364	2668	7.3
9. J.J. Arrington (2003-04)	396	2625	6.6
10. John Olszewski (1950-52)	416	2504	6.0

SINGLE-SEASON RUSHING YARDS

PLAYER	SEASON	ATT	YDS	AVG	TD
1. J.J. Arrington	2004	289	2018	7.0	15
2. Jahvid Best	2008	194	1580	8.1	15
3. Justin Forsett	2007	305	1546	5.1	15
4. Chuck Muncie	1975	228	1460	6.4	13
5. Marshawn Lynch	2006	223	1356	6.1	11
6. Isi Sofele	2011	252	1322	5.2	10
7. Marshawn Lynch	2005	196	1246	6.4	10
8. Adimchinobe Echemandu	2003	238	1195	5.0	13
9. Russell White*	1991	241	1177	4.9	14
10. Shane Vereen	2010	231	1167	5.1	13

SINGLE-GAME RUSHING YARDS

PLAYER (OPPONENT, DATE)	YDS	ATT
1. Jahvid Best vs. Washington, Dec. 6, 2008	311	19
2. Jerry Drew vs. Oregon State, Nov. 13, 1954	283	11
3. John Olszewski vs. Washington State, Oct. 13, 1951	269	20
4. J.J. Arrington vs. Southern Miss, Dec. 4, 2004	261	31
5. Justin Forsett vs. New Mexico State, Sept. 23, 2005	235	31
6. Paul Jones vs. Washington State, Nov. 11, 1978	232	46
7. Russell White vs. USC, Nov. 2, 1991	229	23
8. Joe Igber vs. Stanford, Nov. 23, 2002	226	26
9. Russell White vs. San Jose State, Sept. 5, 1992	216	19
10. Chuck Muncie vs. Oregon, Oct. 11, 1975	207	26

CAREER RUSHING TDs

PLAYER (SEASONS)	ATT	YDS	AVG	TD
1. Russell White (1990-92)	663	3367	5.1	35
2. Chuck Muncie (1973-75)	549	3052	5.6	32
3. Shane Vereen (2008-10)	556	2834	5.1	29
Jahvid Best (2007-09)	364	2668	7.3	29
Marshawn Lynch (2004-06)	490	3230	6.6	29
4. Justin Forsett (2004-07)	567	3220	5.7	26
7. Paul Jones (1975, 77-79)	715	2930	4.1	22
Lindsey Chapman (1991-93)	444	2190	4.9	22
9. J.J. Arrington (2003-04)	396	2625	6.6	20
10. Daniel Lasco (2011-15)	348	1872	5.4	18

SINGLE-SEASON RUSHING TDs

PLAYER	SEASON	ATT	YDS	AVG	TD
1. Jahvid Best	2008	194	1580	8.1	15
Justin Forsett	2007	305	1546	5.1	15
J.J. Arrington	2004	289	2018	7.0	15
4. Lindsey Chapman	1993	207	1037	5.0	14
Russell White	1991	241	1177	4.9	14
6. Shane Vereen	2010	231	1167	5.1	13
Adimchinobe Echemandu	2003	238	1195	5.0	13
Chuck Muncie	1975	228	1460	6.4	13
9. Daniel Lasco	2014	201	1115	5.3	12
Jahvid Best	2009	141	867	6.1	12
Shane Vereen	2009	183	952	5.2	12
Jim Monachino	1949	138	781	5.7	12

TOP 10 PERFORMERS (continued)

100-YARD RUSHING GAMES (CAREER)

PLAYER (SEASONS)	YDS	100-YD GAMES
1. Marshawn Lynch (2004-06)	3230	17
2. Chuck Muncie (1973-75)	3052	15
Russell White (1990-92)	3367	15
Justin Forsett (2004-07)	3220	15
5. J.J. Arrington (2003-04)	2625	14
6. Jahvid Best (2007-09)	2668	13
7. Shane Vereen (2008-10)	2834	11
8. John Olszewski (1950-52)	2504	10
Joe Igber (1999-02)	3124	10
10. Isi Sofole (2009-12)	2499	8

PASSING

CAREER PASSING YARDS

PLAYER (SEASONS)	COMP	ATT	INT	PCT	YDS	TD
1. Jared Goff (2013-15)	977	1569	30	62.3	12200	96
2. Troy Taylor (1986-89)	683	1162	46	58.8	8126	51
3. Kyle Boller (1999-2002)	622	1301	48	47.8	7980	64
4. Pat Barnes (1993-96)	549	950	26	57.8	7360	54
5. Rich Campbell (1977-80)	599	929	42	64.5	7174	35
6. Nate Longshore (2005-08)	558	936	31	59.6	6783	51
7. Gale Gilbert (1980-84)	548	984	48	55.7	6566	32
8. Dave Barr (1992-94)	502	791	31	63.5	6305	48
9. Kevin Riley (2006-10)	468	844	21	55.5	6182	50
10. Aaron Rodgers (2003-04)	424	665	13	63.8	5469	43

SINGLE-SEASON PASSING YARDS

PLAYER	SEASON	COMP	ATT	INT	PCT	YDS	TD
1. Jared Goff	2015	341	529	13	64.5	4719	43
2. Davis Webb	2016	382	620	12	61.6	4295	37
3. Jared Goff	2014	316	509	7	62.1	3973	35
4. Jared Goff	2013	320	531	10	60.3	3508	18
5. Pat Barnes*	1996	250	420	8	59.5	3499	31
6. Nate Longshore	2006	227	377	13	60.2	3021	24
7. Zach Maynard	2011	231	405	12	57.0	2990	17
8. Aaron Rodgers	2003	215	349	5	61.6	2903	19
9. Kevin Riley	2009	209	382	8	54.7	2850	18
10. Kyle Boller	2002	225	421	10	53.4	2815	28

SINGLE-GAME PASSING YARDS

PLAYER (OPPONENT, DATE)	COMP-ATT	YARDS
1. Jared Goff vs. Arizona State, Nov. 28, 2015	30-51	542
2. Jared Goff at Washington State, Oct. 4, 2014	37-53	527
3. Davis Webb at San Diego State, Sept. 10, 2016	41-72	522
4. Jared Goff vs. Washington State, Oct. 5, 2013	33-59	504
5. Pat Barnes vs. Arizona (4ot), Nov. 2, 1996	35-46	503
6. Jared Goff vs. Portland State, Sept. 7, 2013	33-51	485
7. Davis Webb at Arizona State, Sept. 24, 2016	32-56	478
8. Jared Goff vs. Air Force, Dec. 29, 2015	25-37	467
9. Jared Goff vs. Colorado (2ot), Sept. 27, 2014	24-42	458
10. Jared Goff vs. Oregon State, Nov. 14, 2015	26-37	453

CAREER PASSING TDs

PLAYER (SEASONS)	COMP	ATT	INT	PCT	YDS	TD
1. Jared Goff (2013-15)	977	1569	30	62.3	12200	96
2. Kyle Boller (1999-2002)	622	1301	48	47.8	7980	64
3. Pat Barnes (1993-96)	549	950	26	57.8	7360	54
4. Nate Longshore (2005-08)	558	936	31	59.6	6783	51
Troy Taylor (1986-89)	683	1162	46	58.8	8126	51
6. Kevin Riley (2006-10)	468	844	21	55.5	6182	50
7. Dave Barr (1992-94)	502	791	31	63.5	6305	48
8. Aaron Rodgers (2003-04)	424	665	13	63.8	5469	43
9. Mike Pawlawski (1988-91)	419	703	29	59.6	5181	40
10. Davis Webb (2016)	382	620	12	61.6	4295	37

SINGLE-SEASON PASSING TDs

PLAYER	SEASON	COMP	ATT	INT	PCT	YDS	TD
1. Jared Goff	2015	341	529	13	64.5	4719	43
2. Davis Webb	2016	382	620	12	61.6	4295	37
3. Jared Goff	2014	316	509	7	62.1	3973	35
4. Pat Barnes*	1996	250	420	8	59.5	3499	31
5. Kyle Boller	2002	225	421	10	53.4	2815	28
6. Nate Longshore	2006	227	377	13	60.2	3021	24
Aaron Rodgers	2004	209	316	8	66.1	2566	24
8. Dave Barr*	1993	187	275	12	68.0	2619	21
Mike Pawlawski	1991	191	316	13	60.4	2517	21
10. Justin Vedder	1997	221	390	14	56.7	2718	20

300-YARD PASSING GAMES (CAREER)

PLAYER (SEASONS)	300-YD GAMES
1. Jared Goff (2013-15)	22
2. Pat Barnes (1993-96)	10
Davis Webb (2016)	10
4. Rich Campbell (1978-80)	6
Troy Taylor (1986-89)	6
6. Aaron Rodgers (2003-04)	5
7. Steve Bartkowski (1972-74)	4
Gale Gilbert (1980-84)	4
Dave Barr (1991-94)	4
10. Justin Vedder (1997-98)	3

250-YARD PASSING GAMES (CAREER)

PLAYER (SEASONS)	250-YD GAMES
1. Jared Goff (2013-15)	30
2. Pat Barnes (1993-96)	14
3. Rich Campbell (1978-80)	13
Troy Taylor (1986-89)	13
5. Dave Barr (1991-94)	12
6. Davis Webb (2016)	11
7. Gale Gilbert (1980-84)	10
Aaron Rodgers (2003-04)	10
9. Justin Vedder (1997-98)	9
Nate Longshore (2005-08)	9

CAREER PASSER EFFICIENCY

(min. 350 attempts)

PLAYER (SEASONS)	COMP	ATT	INT	PCT	YDS	TD	EFFIC
1. A. Rodgers (2003-04)	424	665	13	63.8	5469	43	150.3
2. J. Goff (2013-15)	977	1569	30	62.3	12200	96	144.0
3. D. Barr (1992-94)	502	791	31	63.5	6305	48	142.6
4. P. Barnes (1993-96)	549	950	26	57.8	7360	54	136.2
5. D. Webb (2016)	382	620	12	61.6	4295	37	135.6
6. R. Campbell (1978-80)	599	929	42	64.5	7174	35	132.7
7. M. Pawlawski (1988-91)	419	703	29	59.6	5181	40	132.0
8. N. Longshore (2005-08)	558	936	31	59.6	6783	51	131.8
9. K. Riley (2007-10)	468	844	21	55.5	6182	50	131.6
10. Z. Maynard (2011-12)	411	701	22	58.6	5204	29	128.4

SINGLE-SEASON PASSER EFFICIENCY

(min. 150 attempts)

PLAYER	SEASON	COMP	ATT	INT	PCT	YDS	TD	EFFIC
1. Dave Barr*	1993	187	275	12	68.0	2619	21	164.5
2. Jared Goff	2015	341	529	13	64.5	4719	43	161.3
3. Aaron Rodgers	2004	209	316	8	66.1	2566	24	154.3
4. Pat Barnes*	1996	250	420	8	59.5	3499	31	150.1
5. Jared Goff	2014	316	509	7	62.1	3973	35	147.6
6. Aaron Rodgers	2003	215	349	5	61.6	2903	19	146.6
7. Nate Longshore	2006	227	377	13	60.2	3021	24	141.6
8. Mike Pawlawski*	1991	191	316	13	60.4	2517	21	141.1
9. Kevin Riley	2010	111	185	6	60.0	1409	13	140.7
10. Joe Roth	1975	126	226	7	55.8	1880	14	139.9

TOP 10 PERFORMERS (continued)

RECEIVING

CAREER RECEPTIONS

PLAYER (SEASONS)	NO	YDS	AVG	TD
1. Keenan Allen (2010-12)	205	2570	12.5	17
2. Geoff McArthur (2000-04)	202	3188	15.8	20
3. Dameane Douglas (1995-98)	195	2335	12.0	13
Bryce Treggs (2012-15)	195	2506	12.9	15
4. Bobby Shaw (1994-97)	180	2731	15.2	27
5. Brian Treggs (1988-91)	167	2335	14.0	15
6. Na'il Benjamin (1993-96)	165	2196	13.3	13
7. DeSean Jackson (2005-07)	162	2423	15.0	22
8. Chris Harper (2012-14)	159	1969	12.4	13
9. Robert Jordan (2004-07)	156	2047	13.1	13
Marvin Jones (2008-11)	156	2270	14.6	13

SINGLE-SEASON RECEPTIONS

PLAYER	SEASON	NO	YDS	AVG	TD
1. Dameane Douglas	1998	100	1150	11.5	4
2. Keenan Allen	2011	98	1343	13.7	6
3. Chad Hansen	2016	92	1249	13.6	11
4. Geoff McArthur	2003	85	1504	17.7	10
5. Bryce Treggs	2013	77	751	9.8	1
6. Bobby Shaw	1997	75	1093	14.6	10
7. Lavelle Hawkins	2007	72	872	12.1	6
8. Chris Harper	2013	70	852	12.2	5
9. DeSean Jackson	2007	65	762	11.7	6
Sean Dawkins	1992	65	1070	16.5	14

SINGLE-GAME RECEPTIONS

PLAYER (OPPONENT, DATE)	NO	YDS
1. Geoff McArthur at Stanford, Nov. 22, 2003	16	245
2. Dameane Douglas at Oregon State, Oct. 31, 1998	15	140
3. Chris Harper vs. Washington State, Oct. 5, 2013	14	231
Chad Hansen vs. Hawai'i, Aug. 27, 2016	14	160
Chad Hansen at San Diego State, Sept. 10, 2016	14	190
6. Bryce Treggs vs. Northwestern, Aug. 31, 2013	13	145
Keenan Allen vs. USC, Oct. 13, 2011	13	160
Dameane Douglas vs. Stanford, Nov. 21, 1998	13	124
Dameane Douglas at USC, Oct. 10, 1998	13	151
Iheanyi Uwaezuoke at Washington, Nov. 12, 1994	13	162
Jack Schraub vs. Illinois, Sept. 28, 1964	13	132

CAREER RECEIVING YARDS

PLAYER	NO	YARDS
1. Geoff McArthur (2000-04)	202	3188
2. Bobby Shaw (1994-97)	180	2731
3. Keenan Allen (2010-12)	205	2570
4. Bryce Treggs (2012-15)	195	2506
5. DeSean Jackson (2005-07)	162	2423
6. Brian Treggs (1988-91)	167	2335
Dameane Douglas (1995-98)	195	2335
8. Marvin Jones (2008-11)	156	2270
9. Wesley Walker (1973-76)	86	2206
10. Na'il Benjamin (1993-96)	165	2196

SINGLE-SEASON RECEIVING YARDS

PLAYER	SEASON	NO	YARDS
1. Geoff McArthur	2003	85	1504
2. Keenan Allen	2011	98	1343
3. Chad Hansen	2016	92	1249
4. Dameane Douglas	1998	100	1150
5. Bobby Shaw	1997	75	1093
6. Sean Dawkins	1992	65	1070
7. DeSean Jackson	2006	59	1060
8. Mike Caldwell	1993	55	962
9. Bryce Treggs	2015	45	956
10. Steve Rivera	1974	56	938

SINGLE-GAME RECEIVING YARDS

PLAYER (OPPONENT, DATE)	YDS	NO
1. Wesley Walker vs. San Jose State, Oct. 2, 1976	289	8
2. Geoff McArthur at Stanford, Nov. 22, 2003	245	16
3. Chris Harper vs. Washington State, Oct. 5, 2013	231	14
4. Steve Rivera vs. Stanford, Nov. 23, 1974	205	9
5. Bobby Shaw at Houston, Sept. 6, 1997	204	11
6. Keenan Allen at Washington, Sept. 24, 2011	197	10
7. Chad Hansen vs. Texas, Sept. 17, 2016	196	12
8. Steve Sweeney vs. Oregon State, Oct. 9, 1971	195	7
9. Lavelle Hawkins vs. Oregon State, Oct. 13, 2007	192	9
Robert Jordan at Washington, Sept. 10, 2005	192	11

CAREER RECEIVING TDS

PLAYER (SEASONS)	NO	YDS	AVG	TD
1. Sean Dawkins (1990-92)	129	2124	16.5	31
2. Bobby Shaw (1994-97)	180	2731	15.2	27
Kenny Lawler (2012-15)	143	1706	11.9	27
4. Wesley Walker (1973-76)	86	2206	25.7	23
5. DeSean Jackson (2005-07)	162	2423	15.0	22
6. Steve Sweeney (1970-72)	132	2043	15.5	21
7. Geoff McArthur (2000-04)	202	3188	15.8	20
8. Keenan Allen (2010-12)	205	2570	12.5	17
9. Brian Treggs (1988-91)	167	2335	14.0	15
Bryce Treggs (2012-15)	195	2506	12.9	15

SINGLE-SEASON RECEIVING TDS

PLAYER	SEASON	NO	YDS	AVG	TD
1. Sean Dawkins	1992	65	1070	16.5	14
2. Steve Sweeney	1972	52	785	15.1	13
Kenny Lawler	2015	52	658	12.7	13
4. Chad Hansen	2016	92	1249	13.6	11
5. Bobby Shaw	1997	75	1093	14.6	10
Geoff McArthur	2003	85	1504	17.7	10
7. Kenny Lawler	2014	54	701	13.0	9
Bobby Shaw	1996	58	888	15.3	9
DeSean Jackson	2006	59	1060	18.0	9
10. Cameron Morrah	2008	27	326	12.1	8

100-YARD RECEIVING GAMES (CAREER)

PLAYER (SEASONS)	100-YD GAMES
1. Bobby Shaw (1994-97)	11
Geoff McArthur (2000-04)	11
3. DeSean Jackson (2005-07)	9
4. Wesley Walker (1973-76)	8
Dameane Douglas (1995-98)	8
Bryce Treggs (2012-15)	8
6. Keenan Allen (2010-12)	7
Chad Hansen (2014-16)	7
8. Sean Dawkins (1990-92)	6
Brian Treggs (1988-91)	6
Steve Sweeney (1970-72)	6
Marvin Jones (2008-11)	6

PUNTING

CAREER AVERAGE

PLAYER (SEASONS)	NO	YDS	AVG
1. Dylan Klumph (2015-Present)	50	2240	44.8
2. Scott Tabor (1986-87)	118	5187	44.0
3. Bryan Anger (2008-11)	255	11094	43.5
4. Nick Harris (1997-2000)	322	13621	42.30
5. Robbie Keen (1987-90)	184	7775	42.26
6. Dan Melville (1977-78)	101	4233	41.91
7. Ryan Longwell (1993-96)	257	10763	41.88
8. Bill Armstrong (1972)	64	2676	41.8
9. Andrew Larson (2006-07)	110	4592	41.75
10. Chris Noonan (1991-92)	110	4586	41.69

TOP 10 PERFORMERS (continued)

SINGLE-SEASON AVERAGE

PLAYER	SEASON	NO	YDS	AVG
1. Bryan Anger	2010	62	2825	45.6
2. Scott Tabor	1987	66	2993	45.3
3. Ryan Longwell*	1996	60	2714	45.2
4. Dylan Klumph	2016	50	2240	44.8
5. Nick Harris	1999	85	3795	44.6
6. Bryan Anger	2011	53	2345	44.2
7. Robbie Keen	1989	59	2565	43.5
8. Bryan Anger	2008	71	3063	43.1
9. Cole Leininger	2013	69	2958	42.9
10. Chris Noonan	1992	60	2557	42.7

PUNT RETURNS

CAREER AVERAGE

PLAYER (SEASONS)	NO	YDS	AVG	TD
1. DeSean Jackson (2005-07)	38	633	16.7	6
2. Jeremy Ross (2007-10)	31	471	15.2	1
3. Paul Keckley (1946-48)	35	453	12.9	0
4. Jemeel Powell (1999-2002)	57	724	12.70	3
5. Tim Mixon (2003-05)	56	710	12.68	1
6. Jerry Bradley (1964-66)	53	662	12.5	2
7. Keenan Allen (2010-12)	33	252	12.0	1
8. Carl Van Heuit (1949-50)	38	422	11.1	0
9. Bill Main (1946-48)	26	285	11.0	0
10. Paul Larson (1952-54)	42	450	10.7	1

SINGLE-SEASON AVERAGE

PLAYER	SEASON	NO	YDS	AVG	TD
1. DeSean Jackson	2006	25	455	18.20	4
2. Jemeel Powell	2000	12	218	18.17	1
3. Paul Keckley*	1948	16	245	15.3	0
4. Tim Mixon	2005	24	357	14.9	1
5. Keenan Allen	2012	15	212	14.1	1
6. Jerry Bradley	1966	23	296	12.9	2
7. Jeremy Ross	2010	22	279	12.68	0
8. Carl Van Heuit*	1949	18	228	12.67	0
9. Syd'Quan Thompson	2008	28	344	12.3	1
10. Jerry Bradley	1965	18	220	12.22	0

KICK RETURNS

(min. 20 attempts)

CAREER AVERAGE

PLAYER (SEASONS)	NO	YDS	AVG	TD
1. Jahvid Best (2007-09)	32	844	26.3	0
2. Isaac Curtis (1970-71)	41	1036	25.3	0
3. Deltha O'Neal (1996-99)	99	2472	24.9	2
4. Russell White (1990-92)	49	1212	24.7	1
Trevor Davis (2013-15)	45	1110	24.7	2
6. Jim Blakeney (1962-64)	44	1081	24.2	1
7. LaShaun Ward (1999-2002)	45	1086	24.1	1
8. Tom Blanchfield (1962-64)	37	879	23.8	0
9. Adamchinobe Echemandu (1999-2003)	22	516	23.5	0
10. Jerry Bradley (1964-66)	25	585	23.4	0

SINGLE-SEASON AVERAGE

PLAYER	SEASON	NO	YDS	AVG	TD
1. Trevor Davis	2014	13	424	32.6	2
2. Frank Brunk*	1949	10	295	29.5	1
3. Tom Blanchfield	1963	16	470	29.4	0
4. Deltha O'Neal	1999	19	555	29.2	1
5. LaShaun Ward	2002	28	809	28.9	1
6. Paul Larson	1954	10	285	28.5	0
7. Frank Porto	1942	14	398	28.42	0
8. Deltha O'Neal	1998	22	624	28.36	0
9. Jim Blakeney	1963	14	397	28.35	1
10. Darrin Greer	1987	19	532	28.3	0

INTERCEPTIONS

CAREER

PLAYER (SEASONS)	NO	YDS	AVG	TD
1. Ken Wiedemann (1967-69)	16	184	11.5	2
2. Daymeion Hughes (2003-06)	15	344	22.9	4
3. Ray Youngblood (1969-71)	12	84	7.0	0
Paul Larson (1951-54)	12	163	13.6	0
Paul Keckley (1946-48)	12	158	13.2	1
6. Deltha O'Neal (1996-99)	11	352	32.0	5
Ron Coccimiglio (1978-80)	11	227	20.6	0
8. Jemeel Powell (1999-2002)	10	66	6.6	1
Chris Cannon (1988-92)	10	79	7.9	0
Anthony Green (1975-77)	10	176	17.6	0
Ken Moulton (1963-65)	10	27	2.7	0
Matt Hazeltine (1951-54)	10	90	9.0	0

SINGLE-SEASON

PLAYER	SEASON	NO	YDS	AVG	TD
1. Deltha O'Neal	1999	9	280	31.1	4
2. Daymeion Hughes	2006	8	113	14.1	2
3. Ken Wiedemann	1968	7	69	9.9	0
Jim Hunt	1964	7	65	9.3	0
Paul Keckley*	1948	7	54	7.7	0
Jackie Jensen	1947	7	114	16.3	0
Joe Stuart	1944	7	NA	NA	1
8. David Ortega	1987	6	36	6.0	0
Anthony Washington	1978	6	224	37.3	2
Herman Edwards	1974	6	34	5.7	1
Clarence Duren	1971	6	47	7.8	0
Ray Youngblood	1970	6	51	8.5	0
Ken Wiedemann	1967	6	91	15.2	1
Wayne Stewart	1966	6	146	24.3	2
Paul Larson	1953	6	102	17.0	0

ALL-PURPOSE YARDAGE

CAREER

PLAYER (SEASONS)	RUSH	REC	RET	TOTAL
1. Deltha O'Neal (1996-99)	685	319	3991	4998
2. Russell White (1990-92)	3367	364	1212	4943
3. Khalfani Muhammad (2013-16)	2073	571	1931	4575
4. Marshawn Lynch (2004-06)	3230	600	744	4574
5. Chuck Muncie (1973-75)	3052	1085	57	4194
6. Shane Vereen (2008-10)	2834	674	561	4069
7. Jahvid Best (2007-09)	2668	533	844	4045
8. Joe Igber (1999-2002)	3124	755	0	3879
9. Na'il Benjamin (1993-96)	145	2196	1495	3836
10. Justin Forsett (2004-07)	3220	386	162	3768

SINGLE-SEASON

PLAYER	SEASON	RUSH	REC	RET	TOTAL
1. Jahvid Best	2008	1580	246	421	2247
2. J.J. Arrington	2004	2018	121	0	2139
3. Chuck Muncie	1975	1460	392	19	1871
4. Lavelle Hawkins	2007	60	872	922	1854
5. Marshawn Lynch	2006	1356	328	101	1785
6. Shane Vereen	2009	952	244	561	1757
7. Russell White*	1990	1000	127	629	1756
8. Justin Forsett	2007	1546	202	0	1748
9. Russell White*	1991	1177	139	408	1724
10. Marshawn Lynch	2005	1246	125	271	1642

TOP 10 PERFORMERS (continued)

TACKLES

CAREER

PLAYER (SEASONS)	NO
1. David Ortega (1986-89)	525
2. Hardy Nickerson (1983-86)	501
3. Jerrott Willard (1991-94)	469
4. Mike Mohamed (2007-10)	340
5. Ron Rivera (1980-83)	336
6. Eddie Walsh (1980-83)	288
7. Steve Hendrickson (1985-88)	286
8. Majett Whiteside (1985-88)	268
9. Mychal Kendricks (2008-11)	259
10. Donnie McCleskey (2002-05)	258

SINGLE-SEASON

PLAYER	SEASON	NO
1. Hardy Nickerson	1985	167
2. David Ortega	1989	159
3. Jerrott Willard*	1993	147
4. David Ortega	1987	142
5. Hardy Nickerson	1984	141
6. Ron Rivera	1983	138
7. Steve Hendrickson	1988	134
8. Jerrott Willard	1992	133
9. Hardy Nickerson	1986	132
David Ortega	1988	132

SACKS

CAREER

PLAYER (SEASONS)	NO
1. Andre Carter (1997-2000)	31.0
2. Regan Upshaw (1993-95)	28.0
3. Tully Banta-Cain (1999-2002)	26.5
4. Mawuko Tugbenyoh (1996-99)	25.0
5. Brandon Whiting (1994-97)	24.5
6. Zack Follett (2005-08)	23.5
7. Ron Rivera (1980-83)	22.0
8. Ryan Riddle (2003-04)	21.0
9. Joel Dickson (1986-90)	20.0
10. Sekou Sanyika (1996-99)	19.5
Natu Tuatagaloa (1985-88)	19.5

SINGLE-SEASON

PLAYER	SEASON	NO
1. Ryan Riddle	2004	14.5
2. Andre Carter	2000	13.5
3. Tully Banta-Cain	2002	13.0
Ron Rivera	1983	13.0
5. Mawuko Tugbenyoh	1999	12.5
6. Tom Canada	2002	12.0
7. Regan Upshaw	1994	11.0
8. Zack Follett	2008	10.5
Duane Clemons	1995	10.5
10. Andre Carter	1999	10.0

SINGLE-GAME

PLAYER (OPPONENT, DATE)	NO
1. Tully Banta-Cain vs. New Mexico State, Sept. 7, 2002	4.5
2. Tully Banta-Cain vs. Rutgers, Nov. 23, 2001	4.0
Mawuko Tugbenyoh vs. USC, Oct. 30, 1999	4.0
4. Wendell Hunter vs. Illinois, Sept. 20, 2003	3.0
Ryan Riddle vs. Southern Miss, Aug. 30, 2003	3.0
Tom Canada vs. Stanford, Nov. 23, 2002	3.0
Daniel Nwangwu vs. UCLA, Oct. 20, 2001	3.0
Andre Carter vs. Arizona State, Oct. 7, 2000	3.0
Sekou Sanyika vs. USC, Oct. 10, 1998	3.0
John McLaughlin vs. Houston, Sept. 5, 1998	3.0
Andy Jacobs vs. San Diego State, Sept. 14, 1996	3.0

TACKLES FOR LOSS

CAREER

PLAYER (SEASONS)	NO
1. Sekou Sanyika (1996-99)	63.0
2. Andre Carter (1997-2000)	55.0
3. Jerrott Willard (1991-94)	54.0
4. Tully Banta-Cain (1999-2002)	52.0
5. Zack Follett (2005-08)	51.0
6. Regan Upshaw (1993-95)	49.0
7. Matt Beck (1996-99)	48.0
8. Ron Rivera (1980-83)	47.5
9. Andy Jacobs (1993-96)	38.5
10. Mawuko Tugbenyoh (1996-99)	37.0

SINGLE-SEASON

PLAYER	SEASON	NO
1. Ron Rivera	1983	26.5
2. Duane Clemons	1995	26.0
3. Zack Follett	2008	23.0
Sekou Sanyika	1998	23.0
5. Tully Banta-Cain	2002	22.0
6. Matt Beck	1997	21.0
7. Regan Upshaw	1994	20.5
Scott Roseman	1992	20.5
9. Andre Carter	2000	20.0
Andre Carter	1999	20.0

PASS BREAKUPS

CAREER

PLAYER (SEASONS)	NO
1. Syd'Quan Thompson (2006-09)	36
2. Chidi Iwuoma (1997-2000)	35
3. Harrison Smith (2002-05)	32
4. Daymeion Hughes (2003-06)	29
5. Jemeel Powell (1999-2002)	27
6. Steve Williams (2010-12)	25
Darian Hagan (2007-10)	25
Donnie McCleskey (2002-05)	25
John Hardy (1986-90)	25
10. Josh Hill (2008-12)	24

SINGLE-SEASON

PLAYER	SEASON	NO
1. Darian Hagan	2008	18
Syd'Quan Thompson	2008	18
Harrison Smith	2004	18
4. Jemeel Powell	2000	16
5. Donnie McCleskey	2003	13
John Hardy	1990	13
7. Marc Anthony	2011	12
Daymeion Hughes	2005	12
Issac Booth	1993	12
10. Darius Allensworth	2015	11
Steve Williams	2011	11
Daymeion Hughes	2006	11
Chidi Iwuoma	2000	11
Deltha O'Neal	1999	11
Chidi Iwuoma	1998	11
David Wilson	1991	11

YEARLY INDIVIDUAL LEADERS

SCORING

YEAR	PLAYER	TD	FG	1XP	2XP	TP
2016	Matt Anderson	0	22-26	51-51	0	117
2015	Matt Anderson	0	18-21	50-52	0	104
2014	James Langford	0	11-17	56-57	0	89
2013	Vincenzo D'Amato	0	17-20	31-32	0	82
2012	Vincenzo D'Amato	0	16-23	30-33	0	78
2011	Giorgio Tavecchio	0	20-23	36-42	0	96
2010	Shane Vereen	16	0-0	0-0	0	96
2009	Jahvid Best	16	0-0	0-0	0	96
2008	Jahvid Best	16	0-0	0-0	0	96
2007	Justin Forsett	15	0-0	0-0	0	90
2006	Tom Schneider	0	15-20	52-52	0	97
2005	Tom Schneider	0	9-16	50-52	0	77
2004	J.J. Arrington	15	0-0	0-0	0	90
2003	Tyler Fredrickson	0	15-30	54-54	0	99
2002	Mark Jensen	0	19-27	50-51	0	107
2001	Mark Jensen	0	11-14	22-22	0	55
2000	Mark Jensen	0	11-16	25-26	0	58
1999	Deltha O'Neal	6	0-0	0-0	0	36
1998	Marcus Fields	6	0-0	0-0	0	36
1997	Bobby Shaw	10	0-0	0-0	0	60
1996*	Ryan Longwell	0	11-16	37-38	0	70
1995	Ryan Longwell	0	12-17	21-23	0	57
1994	Ryan Longwell	0	8-22	20-21	0	44
1993*	Lindsey Chapman	17	0-0	0-0	0	102
1991*	Sean Dawkins	14	0-0	0-0	0	84
1991	Russell White	16	0-0	0-0	1	98
	Doug Brien	0	19-28	41-43	0	98
1990*	Russell White	14	0-0	0-0	0	84
1989	Robbie Keen	0	9-16	19-20	0	46
1988	Robbie Keen	0	21-25	23-23	0	86
1987	Chris Richards	8	0-0	0-0	0	48
1986	Leland Rix	0	12-16	8-11	0	44
1985	Leland Rix	0	9-16	18-20	0	45
1984	Tom Gandsey	0	10-16	12-13	0	42
1983	Randy Pratt	0	22-27	24-24	0	90
1982	Joe Cooper	0	11-23	23-24	0	56
1981	Joe Cooper	0	6-12	21-21	0	39
1980	Mick Luckhurst	0	14-17	18-20	0	60
1979*	Mick Luckhurst	0	9-15	28-28	0	55
1978	Joe Cooper	0	8-17	26-27	0	50
1977	Jim Breech	0	16-27	34-34	0	82
1976	Jim Breech	0	16-24	24-25	0	72
1975	Chuck Muncie	15	0-0	0-0	0	90
1974	Chuck Muncie	11	0-0	0-0	1	68
1973	Chuck Muncie	12	0-0	0-0	0	72
1972	Steve Sweeney	13	0-0	0-0	0	78
1971	Steve Kemnitzner	8	0-0	0-0	0	48
1970	Randy Wersching	0	12-24	28-31	0	64
1969	Randy Wersching	0	13-20	19-19	0	58
1968	Gary Fowler	10	0-0	0-0	0	60
1967	Ron Miller	0	6-15	17-17	0	35
1966	Jerry Bradley	7	0-0	0-0	0	42
1965	Don Sinclair	0	5-7	14-16	0	29
1964	Tom Blanchfield	5	3-10	13-17	0	52
1963	Tom Blanchfield	4	2-2	15-18	0	45
1962	Bill Turner	6	0-0	0-0	0	36
1961	Randy Gold	4	0-0	0-0	1	26
1960	George Pierovich	5	0-0	0-0	0	30
1959	Grover Garvin	4	0-0	0-0	0	24
1958	Jack Hart	8	0-0	0-0	5	58
1957	Jack Hart	6	0-0	0-0	0	36
1956	Jack Hart	6	0-0	0-0	0	36
1955	John Wilson	5	0-0	0-0	0	30
1954	Paul Larson	5	16-23	1-1	0	49
1953	Al Talley	11	0-0	0-0	0	66
1952	John Olszewski	7	0-0	0-0	0	42
	Don Johnson	7	0-0	0-0	0	42
	Bill Powell	7	0-0	0-0	0	42
1951	Don Robison	9	0-0	0-0	0	54
1950	Pete Schabaram	11	0-0	0-0	0	66
1949	Jim Monachino	15	0-0	0-0	0	90
1948	Jack Swanner	12	0-0	0-0	0	72
1947	Jack Swanner	5	0-0	0-0	0	30
	Bill Montagne	5	0-0	0-0	0	30
	Ted Kenfield	5	0-0	0-0	0	30
1946	Bill Main	3	0-0	0-0	0	18
	Jackie Jensen	3	0-0	0-0	0	18

*bowl statistics not included

RUSHING

YEAR	PLAYER	ATT	YDS	AVG	TD
2016	Khalfani Muhammad	152	827	5.4	2
2015	Khalfani Muhammad	87	586	6.7	1
2014	Daniel Lasco	210	1115	5.3	12
2013	Khalfani Muhammad	74	445	6.0	4
2012	C.J. Anderson	126	790	6.3	4
2011	Isi Sofele	252	1322	5.2	10
2010	Shane Vereen	231	1225	5.1	13
2009	Shane Vereen	183	952	5.2	12
2008	Jahvid Best	194	1580	8.1	15
2007	Justin Forsett	305	1546	5.1	15
2006	Marshawn Lynch	223	1356	6.1	11
2005	Marshawn Lynch	196	1246	6.4	10

2004	J.J. Arrington	289	2018	7.0	15
2003	Adimichinobe Echemandu	238	1195	5.0	13
2002	Joe Igber	241	1130	4.7	7
2001	Terrell Williams	160	688	4.3	4
2000	Joe Igber	195	901	4.6	5
1999	Joe Igber	148	694	4.7	2
1998	Marcus Fields	163	734	4.5	4
1997	Tarik Smith	162	636	3.9	7
1996	Brandon Willis*	187	701	3.7	5
1995	Reynard Rutherford	191	868	4.5	6
1994	Reynard Rutherford	163	713	4.4	4
1993	Lindsey Chapman*	207	1037	5.0	14
1992	Russell White*	206	1069	5.2	9
1991	Russell White	241	1177	4.9	14
1990*	Anthony Wallace	220	1002	4.6	5
1989	Anthony Wallace	150	606	4.0	2
1988	Chris Richards	162	729	4.5	5
1987	Chris Richards	157	668	4.3	8
1986	Marc Hicks	98	357	3.6	1
1985	Ed Barbero	126	586	4.7	3
1984	Ed Barbero	120	554	4.6	1
1983	Ron Story	124	435	3.5	2
1982	John Tuggle	143	538	3.8	6
1981	John Tuggle	110	486	4.4	5
1980	John Tuggle	136	580	4.3	4
1979*	Paul Jones	214	888	4.1	6
1978	Paul Jones	212	801	3.8	7
1977	Paul Jones	189	805	4.3	6
1976	Tom Newton	137	546	4.0	6
1975	Chuck Muncie	228	1460	6.4	13
1974	Chuck Muncie	164	791	4.8	8
1973	Chuck Muncie	157	801	5.1	11
1972	Steve Kemnitzner	103	434	4.2	2
1971	Steve Kemnitzner	157	686	4.4	8
1970	Stan Murphy	165	603	3.7	4
1969	Gary Fowler	157	741	4.7	5
1968	Gary Fowler	162	665	4.1	9
1967	Paul Williams	116	432	3.7	1
1966	Rick Bennett	96	319	3.3	0
1965	Tom Ralles	133	485	3.6	2
1964	Tom Ralles	145	519	3.6	0
1963	Tom Blanchfield	78	387	5.0	2
1962	Alan Nelson	73	334	4.6	1
1961	Alan Nelson	59	331	5.6	2
1960	Steve Bates	82	384	4.7	4
1959	Walt Arnold	76	351	4.6	3
1958	Joe Kapp	152	616	4.1	5
1957	Jack Hart	101	396	3.9	5
1956	Herb Jackson	97	462	4.8	3
1955	Ted Granger	83	379	4.6	4
1954	Jerry Drew	77	715	9.3	6
1953	Don Marks	71	469	6.6	5
1952	John Olszewski	160	845	5.3	7
1951	John Olszewski	89	651	7.3	3
1950	John Olszewski	167	1008	6.0	4
1949	Jim Monachino	138	781	5.7	12
1948	Jackie Jensen	148	1080	7.3	7
1947	Johnny Graves	66	466	7.1	4
1946	Jackie Jensen	51	189	3.7	2

*bowl statistics not included

PASSING

YEAR	PLAYER	COMP	ATT	INT	PCT	YDS	TD
2016	Davis Webb	382	620	12	61.6	4295	37
2015	Jared Goff	341	529	13	64.5	4719	43
2014	Jared Goff	316	509	7	62.1	3973	35
2013	Jared Goff	320	531	10	60.3	3508	18
2012	Zach Maynard	180	296	10	60.8	2214	12
2011	Zach Maynard	231	405	12	57.0	2990	17
2010	Kevin Riley	111	185	6	60.0	1409	13
2009	Kevin Riley	209	382	8	54.7	2850	18
2008	Kevin Riley	112	221	6	50.7	1360	14
2007	Nate Longshore	230	384	13	59.9	2580	16
2006	Nate Longshore	227	377	13	60.2	3021	24
2005	Joe Ayoub	125	254	14	49.2	1707	15
2004	Aaron Rodgers	209	316	8	66.1	2566	24
2003	Aaron Rodgers	215	349	5	61.6	2903	19
2002	Kyle Boller	225	421	10	53.4	2815	28
2001	Kyle Boller	134	272	10	49.3	1741	12
2000	Kyle Boller	163	349	13	46.7	2121	15
1999	Kyle Boller	100	259	15	38.6	1303	9
1998	Justin Vedder	210	386	13	54.4	2322	11
1997	Justin Vedder	221	390	14	56.7	2718	20
1996*	Pat Barnes	250	420	8	59.5	3499	31
1995	Pat Barnes	197	362	11	54.4	2685	17
1994	Dave Barr	95	144	4	66.0	1077	5
1993*	Dave Barr	187	275	12	68.0	2619	21
1991*	Dave Barr	199	344	15	57.8	2343	19
1991	Mike Pawlawski	191	316	13	60.4	2517	21
1990*	Mike Pawlawski	179	299	13	59.9	2069	17
1989	Troy Taylor	220	394	12	55.8	2738	16
1988	Troy Taylor	202	330	14	61.2	2416	16

1987	Troy Taylor	169	278	12	60.8	2081	18
1986	Troy Taylor	92	160	8	57.5	891	1
1985	Kevin Brown	122	227	12	53.7	1447	6
1984	Gale Gilbert	166	308	14	53.9	1693	6
1983	Gale Gilbert	216	365	17	59.2	2769	13
1982	Gale Gilbert	147	270	12	54.4	1796	12
1981	J. Torchio	155	363	12	42.7	2112	9
1980	Rich Campbell	193	273	11	70.7	2026	6
1979*	Rich Campbell	216	322	12	67.1	2618	13
1978	Rich Campbell	164	293	19	56.0	2281	14
1977	Charlie Young	135	249	13	54.2	1875	12
1976	Joe Roth	154	295	18	52.2	1789	7
1975	Joe Roth	126	226	7	55.8	1880	14
1974	Steve Bartkowski*	182	325	7	56.0	2580	12
1973	Vince Ferragamo	82	170	12	48.8	1014	5
1972	Steve Bartkowski	70	165	13	42.4	944	4
1971	Jay Cruze	119	242	16	49.2	1284	6
1970	Dave Penhall	118	227	13	52.0	1785	10
1969	Dave Penhall	76	145	6	52.4	874	2
1968	Randy Humphries	98	207	15	47.3	1247	6
1967	Barry Bronk	65	146	2	44.5	708	9
1966	Barry Bronk	84	183	11	45.9	965	7

YEARLY INDIVIDUAL LEADERS (continued)

1970	Steve Sweeney	43	679	15.8	3
1969	Geoff DeLapp	25	261	10.4	0
1968	Wayne Stewart	50	679	13.6	4
1967	Wayne Stewart	45	503	11.2	2
1966	Jerry Bradley	32	473	14.8	5
1965	Jerry Bradley	22	360	16.4	3
1964	Jack Schraub	52	663	12.8	2
1963	Jack Schraub	30	467	15.6	5
1962	Bill Turner	44	537	12.2	6
1961	Bob Wills	21	302	14.4	3
1960	George Pierovich	12	90	7.5	1
1959	Gael Barsotti	6	111	18.5	1
1958	Jack Hart	32	395	12.3	2
1957	Jack Hart	13	276	21.2	1
1956	Norm Becker	22	313	14.2	3
1955	Roger Ramseier	17	209	12.3	0
1954	Jim Hanifan	44	569	12.9	7
1953	Jim Hanifan	19	247	13.0	0
1952	Don Johnson	10	142	14.2	0
1951	Dave Hood	18	215	11.9	3
1950	John Olszewski	9	109	12.1	1
1949	Dan Begovich	14	275	19.6	3
1948	John Cunningham	14	222	15.9	1
1947	Frank Van Deren	15	302	20.1	3
1946	John Cunningham	8	143	17.9	2

*bowl statistics not included

1950	Don Robison	38	1307	34.4	-
1949	Bob Celeri	33	1140	34.5	-
1948	Jackie Jensen	27	980	36.3	66
1947	Jackie Jensen	43	1606	37.4	63
1946	Paul Keckley	10	356	35.6	-

*bowl statistics not included

PUNT RETURNS

YEAR	PLAYER	NO	YDS	AVG	TD
2016	Vic Wharton III	14	64	4.6	0
2015	Trevor Davis	6	45	7.5	0
2014	Chris Harper	13	100	7.7	0
2013	Bryce Treggs	19	39	2.1	0
2012	Keenan Allen	15	212	14.1	1
2011	Marvin Jones	14	102	7.3	0
2010	Jeremy Ross	22	279	12.7	0
2009	Jeremy Ross	9	192	21.3	1
2008	Syd'Quan Thompson	28	344	12.3	1
2007	DeSean Jackson	12	129	10.8	1
2006	DeSean Jackson	25	455	18.2^	4^
2005	Tim Mixon	24	357	14.9	1
2004	Tim Mixon	25	277	11.1	0
2003	Vincent Strang	27	220	8.1	1
2002	Jemeel Powell	32	389	12.2	2
2001	Jemeel Powell	13	117	9.0	0
2000	Jemeel Powell	12	218	18.2	1
1999	Deltha O'Neal	42	428	10.2	1
1998	Deltha O'Neal	38	447	11.8	0
1997	Deltha O'Neal	25	256	10.2	0
1996*	Na'il Benjamin	16	123	7.7	0
1995	Na'il Benjamin	20	158	7.9	1
1994	Na'il Benjamin	19	198	10.4	0
1993*	Matt Clizbe	19	174	9.2	1
1991*	Wolf Barber	21	154	7.3	0
1991	Brian Treggs	21	160	7.6	0
1990*	Brian Treggs	22	111	5.0	0
1989	Brian Treggs	30	170	5.7	0
1988	Vince Delgado	13	65	5.0	0
1987	Dwayne Jones	26	173	6.7	0
1986	Vince Delgado	11	92	8.4	0
1985	Gayland Houston	17	129	7.6	0
1984	Gayland Houston	16	126	7.9	0
1983	Dwight Garner	28	245	8.8	1
1982	Mariet Ford	30	302	10.1	0
1981	Mariet Ford	20	158	7.4	0
1980	Mark Funderburk	6	48	8.0	0
1979*	Tyrone Portee	10	49	4.9	0
1978	Billy Kemp	14	84	6.0	0
1977	Ken McAllister	33	252	7.6	0
1976	Ken McAllister	23	158	6.9	0
1975	Vern Smith	14	123	8.8	0
1974	Steve Rivera	26	183	7.0	0
1973	Wesley Walker	16	86	5.4	0
1972	Scott Stringer	34	375	11.0	0
1971	Scott Stringer	26	170	6.5	0
1970	Stan Murphy	18	132	7.3	0
1969	Bernie Keeles	10	44	4.4	0
1968	Ken Wiedemann	25	207	8.3	0
1967	Paul Williams	13	100	7.7	0
1966	Jerry Bradley	23	296	12.9	2
1965	Jerry Bradley	18	220	12.2	0
1964	Jerry Bradley	12	146	12.2	0
1963	Tom Blanchfield	8	145	18.1	1
1962	Jim Blakeney	5	38	7.6	0
1961	Jim Burress	4	31	7.8	0
1960	Steve Bates	4	30	7.5	0
1959	Grover Garvin	8	137	17.1	0
1958	Wayne Crow	9	110	12.2	0
1957	Darrell Roberts	9	68	7.6	0
1956	Darrell Roberts	9	79	8.8	0
1955	John Wilson	9	55	6.1	0
1954	Paul Larson	9	71	7.9	0
1953	John Wilson	5	86	17.2	0
1952	Paul Larson	24	261	10.9	0
1951	Paul Larson	8	118	14.8	0
1950	Carl Van Heuit	20	194	9.7	0
1949	Carl Van Heuit	18	228	12.7	0
1948	Paul Keckley	16	245	15.3	0
1947	Bill Main	12	80	6.7	0
1946	Jackie Jensen	9	42	15.8	1

*bowl statistics not included

*NCAA leader

KICK RETURNS

YEAR	PLAYER	NO	YDS	AVG	TD
2016	Khalifani Muhammad	24	584	24.3	0
2015	Trevor Davis	32	686	21.4	0
2014	Trevor Davis	13	424	32.6	2
2013	Khalifani Muhammad	46	1006	21.9	0
2012	Brendan Bigelow	35	805	23.0	0
2011	Brendan Bigelow	23	475	20.7	1
2010	Keenan Allen	18	406	22.6	0

2009	Shane Vereen	24	551	23.0	0
2008	Jahvid Best	16	421	26.3	0
2007	Lavelle Hawkins	42	922	22.0	1
2006	Marcus O'Keith	12	293	24.4	0
2005	Marshawn Lynch	13	271	20.8	0
2004	Marshawn Lynch	15	372	24.8	0
2003	James Bethea	34	644	18.9	0
2002	LaShaun Ward	28	809	28.9	1
2001	Charon Arnold	29	593	20.4	0
2000	Adimichinobe Echemandu	22	516	23.5	0
1999	Deltha O'Neal	19	555	29.2	1
1998	Deltha O'Neal	22	624	28.4	0
1997	Deltha O'Neal	30	646	21.5	0
1996*	Deltha O'Neal	22	461	21.0	0
1995	Je'Rod Cherry	18	386	21.4	0
1994	Tyrone Edwards	22	529	24.0	0
1993*	Na'il Benjamin	19	382	20.1	0
1991*	Artis Houston	9	202	22.4	0
1991	Russell White	17	408	24.0	0
1990*	Russell White	24	629	26.2	1
1989	Darrin Greer	32	630	19.7	0
1988	Darrin Greer	11	237	21.5	0
1987	Darrin Greer	19	532	28.0	0
1986	Darrin Greer	22	501	22.8	0
1985	Tyrone Moore	14	259	18.5	0
1984	Dwight Garner	10	227	22.7	0
1983	Dwight Garner	21	387	18.4	0
1982	Mariet Ford	12	253	21.1	0
1981	Tyrone Wright	21	452	21.5	0
1980	Mark Funderburk	24	495	20.7	0
1979*	Tyrone Portee	6	148	24.7	0
1978	John Williams	17	310	18.2	0
1977	Floyd Eddings	17	372	21.9	0
1976	Ken McAllister	13	266	20.5	0
1975	Vern Smith	11	234	21.3	0
1974	Howard Strickland	14	318	22.7	0
1973	Wesley Walker	21	425	20.2	0
1972	Sylvester Youngblood	13	259	19.9	0
1971	Isaac Cutris	30	799	26.6	0
1970	Isaac Curtis	11	237	21.5	0
1969	Bob Darby	23	556	24.2	0
1968	Paul Williams	16	301	18.8	0
1967	Paul Williams	18	321	17.8	0
1966	Jerry Bradley	11	275	25.0	0
1965	Jerry Bradley	13	281	21.5	0
1964	Tom Blanchfield	17	326	19.2	0
1963	Tom Blanchfield	16	470	29.4	0
1962	Jim Blakeney	18	456	25.3	0
1961	Rudy Carvajal	20	358	17.9	0
1960	Jim Burress	8	158	19.8	0
1959	Grover Garvin	7	161	23.0	0
1958	Hank Olguin	10	199	19.9	0
1957	Hank Olguin	5	116	23.2	0
1956	Nat Brazil	7	122	17.4	0
1955	John Wilson	6	128	21.3	0
1954	Paul Larson	10	285	28.5	0
1953	Don Marks	12	264	22.0	0
1952	Don Johnson	10	260	26.0	1
1951	Paul Larson	9	155	17.2	0
1950	Pete Schabarum	8	129	16.1	0
1949	Frank Brunk	10	295	29.5	1
1948	Jackie Jensen	7	158	22.6	0
1947	Bill Main	4	81	20.3	0
1946	Ted Kenfield	8	179	22.4	0

*bowl statistics not included

INTERCEPTIONS

YEAR	PLAYER	NO	YDS	AVG	TD
2016	Luke Rubenzer	2	72	36.0	0
2015	Darius White	3	21	7.0	0
2014	Griffin Piatt	3	7	2.3	0
2013	Kameron Jackson	1	0	0	0
	Jalen Jefferson	1	0	0	0
	Alex Logan	1	0	0	0
	Michael Lowe	1	0	0	0
	Avery Sebastian	1	0	0	0
2012	Michael Lowe	3	67	22.3	0
	Kameron Jackson	3	0	0	0
	Steve Williams	3	0	0	0
2011	Sean Cattouse	2	20	10.0	0
	Mychal Kendricks	2	62	31.0	0
	Steve Williams	2	45	22.5	0
	Josh Hill	2	32	16.0	1
	D.J. Campbell	2	29	14.5	0
2010	Marc Anthony	2	18	9.0	0
2009	Mike Mohamed	3	6	2.0	0
2008	Syd'Quan Thompson	4	128	32.0	0
2007	Brandon Hampton	2	62	31.0	0
2006	Daymeion Hughes	8	113	14.1	2
2005	Daymeion Hughes	5	159	31.8	1
2004	Tim Mixon	3	58	19.3	1
2003	Five players tied	2			

YEARLY INDIVIDUAL LEADERS (continued)

2002	Jemeel Powell	5	63	12.6	1
2001	Nnamdi Asomugha	3	11	3.7	1
2000	Jemeel Powell	4	0	0.0	0
1999	Deltha O'Neal	9	280	31.1	4
1998	Drae Harris	3	63	21.0	1
1997	Derrick Gardner	2	0	0.0	0
1996*	Kato Serwanga	4	1	0.3	0
1995	Kevin Devine	2	0	0.0	0
1994	Ricky Spears	3	15	5.0	0
1993*	Eric Zomalt	4	55	13.8	1
1991*	Issac Booth	4	1	0.3	0
1991	David Wilson	5	65	13.0	0
	Chris Cannon	5	56	11.2	0
1990*	Chris Cannon	4	23	5.8	0
1989	Doug Parrish	4	17	4.3	0
1988	John Hardy	2	51	25.5	0
	David Ortega	2	12	6.0	0
	Travis Oliver	2	1	0.5	0
1987	David Ortega	6	36	6.0	0
1986	Gary Hein	4	27	6.8	0
1985	Gary Hein	3	9	3.0	0
	Matt Grimes	3	3	1.0	0
1984	Hardy Nickerson	2	7	3.5	0
	Matt Grimes	2	-1	-0.5	0
1983	David Carter	4	56	14.0	0
	Richard Rodgers	4	35	8.8	0
	Ray Noble	4	26	6.5	0
1982	Five players tied	2			
1981	Richard Rodgers	3	30	10.0	0
1980	Ron Coccimiglio	4	76	19.0	0
1979*	Ron Coccimiglio	3	107	35.7	0
1978	Anthony Washington	6	224	37.3	2
1977	Anthony Green	3	83	27.7	0
1976	Ken McAllister	4	87	21.8	0
	Anthony Green	4	42	10.5	0
1975	Anthony Green	3	51	17.0	0
	Phil Heck	3	38	12.7	0
	Greg Ricks	3	22	7.3	0
1974	Herman Edwards	6	34	5.7	1
1973	Ivan Weiss	3	47	15.7	0
	Karl Crumppacker	3	5	1.7	0
1972	Bill Armstrong	4	43	10.8	0
1971	Clarence Duren	6	47	7.8	0
1970	Ray Youngblood	6	51	8.5	0
1969	Phil Martyr	3	53	17.7	1
	Ken Wiedemann	3	24	8.0	1
	Ray Youngblood	3	22	7.3	0
	Irby Augustine	3	3	1.0	0
1968	Ken Wiedemann	7	69	9.9	0
1967	Ken Wiedemann	6	91	15.2	1
1966	Wayne Stewart	6	146	24.3	2
1965	Jerry Mosher	4	49	12.3	0
	Ken Moulton	4	7	1.8	0
1964	Jim Hunt	7	65	9.3	0
1963	Jerry Mosher	3	33	11.0	0
	Jim Phillips	3	24	8.0	0
1962	Larry Balliett	2	6	3.0	0
1961	Larry Balliett	5	47	9.4	0
1960	Six players tied	1			
1959	Pete Domoto	2	51	25.5	0
	Wayne Crow	2	10	5.0	0
1958	Steve Bates	3	54	18.0	0
1957	Darrell Roberts	4	35	8.8	0
1956	Darrell Roberts	5	81	16.2	0
1955	Nat Brazil	2	49	24.5	0
	Ralph Hoffman	2	15	7.5	0
1954	Jim Carmichael	3	100	33.3	1
	Paul Larson	3	0	0.0	0
1953	Paul Larson	6	102	17.0	0
1952	Paul Larson	3	61	20.3	0
	Dick Lee	3	40	13.3	0
	Matt Hazeltine	3	5	1.7	0
1951	Dick Lee	6	106	17.7	0
1950	Carl Van Heut	4	62	15.5	0
1949	Carl Van Heut	5	35	7.0	0
1948	Paul Keckley	7	54	7.7	0
1947	Jackie Jensen	7	114	16.3	0

*bowl statistics not included

TACKLES

YEAR	PLAYER	UA	A	TOT
2016	Devante Downs	40	44	84
2015	Hardy Nickerson	54	58	112
2014	Michael Barton	37	43	80
2013	Michael Lowe	41	26	67
2012	Josh Hill	50	37	87
2011	Mychal Kendrick	68	39	107
2010	Mike Mohamed	47	48	95
2009	Mike Mohamed	69	43	112
2008	Anthony Felder	37	56	93
2007	Thomas DeCoud	71	45	116
2006	Desmond Bishop	63	63	126

2005	Desmond Bishop	62	27	89
2004	Ryan Gutierrez	50	29	79
2003	Donnie McCleskey	75	27	102
2002	Bert Watts	61	19	80
2001	John Klotsche	59	12	71
2000	Nnamdi Asomugha	48	28	76
1999	Pete Destefano	46	34	80
1998	Albert Dorsey	49	35	84
1997	Marquis Smith	49	23	72
1996*	Matt Beck	52	45	97
1995	Je'Rod Cherry	75	16	91
1994	Jerrott Willard	65	29	94
1993*	Jerrott Willard	96	51	147
1991*	Jerrott Willard	77	56	133
1991	Jerrott Willard	63	22	85
1990*	Castle Redmond	56	35	91
1989	David Ortega	82	77	159
1988	Steve Hendrickson	70	64	134
1987	David Ortega	79	63	142
1986	Hardy Nickerson	61	71	132
1985	Hardy Nickerson	91	76	167
1984	Hardy Nickerson	96	45	141
1983	Ron Rivera	78	60	138
1982	Ron Rivera	56	43	99
1981	Ron Rivera	54	55	99

*bowl statistics not included

SACKS

YEAR	PLAYER	NO
2016	Cameron Saffie	4.0
2015	Kyle Kragen	7.0
2014	Devante Downs	3.0
2013	Jalen Jefferson	3.0
	Kyle Kragen	3.0
2012	Chris McCain	3.5
	Kendrick Payne	3.5
2011	Trevor Guyton	5.5
2010	Mychal Kendrick	8.5
2009	Tyson Alualu	7.5
2008	Zack Follett	10.5
2007	Zack Follett	5.5
2006	Zack Follett	5.5
	Nu'u Tafisi	5.5
2005	Brandon Mebane	7.0
2004	Ryan Riddle	14.5
2003	Wendell Hunter	7.0
2002	Tully Banta-Cain	13.0
2001	Tully Banta-Cain	8.0
2000	Andre Carter	13.5
1999	Mawuko Tugbenyoh	13.0
1998	Sekou Sanyika	7.0
1997	Brandon Whiting	8.0
1996*	Andy Jacobs	7.5
1995	Duane Clemons	10.5
1994	Regan Upshaw	11.0
1993*	Regan Upshaw	7.5
1991*	Scott Roseman	8.5
1991	Mick Barsala	6.0
1990*	Rhett Hall	7.0
1989	Cornell Collier	6.5
1988	Natu Tuatagaloa	7.5
1987	Joel Dickson	9.0
	Ken Harvey	9.0
1986	Ken Harvey	6.5
1985	Majett Whiteside	4.5
	Marlin Wenstrom	4.5
1984	Mike Rusinek	5.5
1983	Ron Rivera	13.0
1982	Reggie Camp	8.0
1981	Ron Rivera	8.0

*bowl statistics not included

TACKLES FOR LOSS

YEAR	PLAYER	NO
2016	Cameron Saffie	8.5
2015	Kyle Kragen	8.0
2014	Michael Barton	7.0
2013	Deandre Coleman	9.0
2012	Deandre Coleman	8.5
	Chris McCain	8.5
2011	Mychal Kendrick	14.5
2010	Mychal Kendrick	15.0
2009	Tyson Alualu	11.5
2008	Zack Follett	23.0
2007	Zack Follett	12.5
2006	Desmond Bishop	15.0
2005	Philip Mbakogu	10.0
	Nu'u Tafisi	10.0
2004	Ryan Riddle	19.0

2003	Wendell Hunter	12.0
	Donnie McCleskey	12.0
2002	Tully Banta-Cain	22.0
2001	Tully Banta-Cain	17.0
2000	Andre Carter	20.0
1999	Andre Carter	20.0
1998	Sekou Sanyika	23.0
1997	Matt Beck	21.0
1996*	Andy Jacobs	11.0
	Andre Rhodes	11.0
1995	Duane Clemons	26.0
1994	Regan Upshaw	20.5
1993*	Jerrott Willard	19.0
1991*	Scott Roseman	20.5
1991	Mick Barsala	13.0
1990*	Rhett Hall	14.5
1989	Rhett Hall	19.0
1988	Natu Tuatagaloa	11.0
1987	Joel Dickson	14.0
1986	Natu Tuatagaloa	12.0
1985	Majett Whiteside	10.0
1984	Mike Rusinek	8.0
1983	Ron Rivera	26.5
1982	Gary Plummer	9.0
1981	Ron Rivera	13.0

*bowl statistics not included

PASSES DEFENDED

YEAR	PLAYER	NO
2016	Marloshaw Franklin	7
2015	Darius Allensworth	12
2014	Griffin Platt	9
2013	Kameron Jackson	7
2012	Steve Williams	10
2011	Marc Anthony	12
2010	Marc Anthony	8
	Sean Cattouse	8
2009	Syd'Quan Thompson	11
2008	Darian Hagan	18
	Syd'Quan Thompson	18
2007	Syd'Quan Thompson	11
2006	Daymeion Hughes	19
2005	Daymeion Hughes	17
2004	Harrison Smith	18
2003	Donnie McCleskey	13
2002	Nnamdi Asomugha	13
	Jemeel Powell	13
2001	Atari Callen	9
2000	Jemeel Powell	16
1999	Deltha O'Neal	20
1998	Chidi Iwuoma	12
1997	Derrick Gardner	12
1996*	Kato Serwanga	11
1995	Duane Clemons	9
	Kevin Devine	9
1994	Artis Houston	8
1993*	Isaac Booth	14
1991*	Isaac Booth	11
1991	David Wilson	16
1990*	John Hardy	14
1989	Doug Parrish	12
1988	John Hardy	10
1987	David Ortega	8
1986	Gary Hein	10
1985	Matt Grimes	10
1984	Ken Pettway	6
1983	David Carter	13
1982	Fred Williams	10
1981	John Sullivan	11

TOTAL OFFENSE

YEAR	PLAYER	PLAYS	RUSH	PASS	TOT
2016	Davis Webb	653	-110	4295	4185
2015	Jared Goff	585	-8	4719	4711
2014	Jared Goff	564	-44	3973	3929
2013	Jared Goff	590	-62	3508	3446
2012	Zach Maynard	394	38	2214	2252
2011	Zach Maynard	489	108	2990	3098
2010	Kevin Riley	210	-47	1409	1362
2009	Kevin Riley	464	51	2850	2901
2008	Jahvid Best	194	1580	0	1580
2007	Nate Longshore	403	-44	2580	2536
2006	Nate Longshore	405	-52	3021	2969
2005	Joe Ayoub	312	58	1707	1765
2004	Aaron Rodgers	390	126	2566	2692
2003	Aaron Rodgers	435	210	2903	3113
2002	Kyle Bolter	493	-83	2815	2732
2001	Kyle Bolter	349	63	1741	1804
2000	Kyle Bolter	414	-44	2121	2077
1999	Kyle Bolter	380	-104	1303	1199
1998	Justin Vedder	486	-200	2322	2122
1997	Justin Vedder	489	25	2718	2743

YEARLY INDIVIDUAL LEADERS (continued)

1996*	Pat Barnes	506	-83	3499	3416
1995	Pat Barnes	404	-160	2685	2525
1994	Dave Barr	170	-88	1077	989
1993*	Dave Barr	350	-98	2619	2521
1991*	Dave Barr	394	-157	2343	2186
1991	Mike Pawlawski	353	-66	2517	2451
1990*	Mike Pawlawski	353	-68	2069	2001
1989	Troy Taylor	481	46	2738	2784
1988	Troy Taylor	455	136	2416	2552
1987	Troy Taylor	338	-17	2081	2064
1986	Troy Taylor	205	-55	891	836
1985	Kevin Brown	293	-52	1447	1395
1984	Gale Gilbert	378	-148	1693	1545
1983	Gale Gilbert	423	-332	2769	2437
1982	Gale Gilbert	324	-292	1796	1504
1981	J. Torchio	435	-176	2112	1936
1980	Rich Campbell	308	-80	2026	1946
1979*	Rich Campbell	391	-195	2618	2423
1978	Rich Campbell	386	-80	2287	2207
1977	Charlie Young	297	1	1875	1876
1976	Joe Roth	331	-157	1789	1632
1975	Joe Roth	271	-65	1880	1815
1974	Steve Bartkowski	398	-193	2580	2387
1973	Vince Ferragamo	217	-42	1014	972
1972	Steve Bartkowski	213	-189	944	755
1971	Jay Cruze	316	-155	1284	1129
1970	Dave Penhall	310	-57	1785	1728
1969	Dave Penhall	185	-61	874	813
	Gary Fowler	162	741	72	813
1968	Randy Humphries	322	130	1247	1377
1967	Barry Bronk	186	-51	708	657
1966	Barry Bronk	235	-114	965	851
1965	Dan Berry	154	285	335	620
1964	Craig Morton	354	-238	2121	1883
1963	Craig Morton	294	-43	1475	1432
1962	Craig Morton	148	-90	905	815
1961	Randy Gold	143	88	403	491
1960	Randy Gold	209	13	696	709
1959	Wayne Crow	144	223	379	602
1958	Joe Kapp	266	616	775	1391
1957	Joe Kapp	154	396	580	976
1956	Joe Kapp	167	152	667	819
1955	Hugh Maguire	110	-22	564	542
1954	Paul Larson	281	-52	1537	1485
1953	Paul Larson	262^	141^	1431^	1572^
1952	John Olszewski	160	845	0	845
1951	John Olszewski	91	651	30	681
1950	John Olszewski	167	1008	0	1008
1949	Bob Celeri	178	132	1081	1213
1948	Jackie Jensen	176	1080	150	1230
1947	Jackie Jensen	108	434	271	705
1946	Jackie Jensen	71	189	105	294

*bowl statistics not included

^NCAA leader

TEAM STATISTICS

RUSHING

Year	G	ATT	YDS	TD	AVG/GM	AVG/RUSH
2016	12	414	1852	16	154.3	4.5
2015	13	439	1987	16	152.8	4.5
2014	12	440	1790	22	149.2	4.1
2013	12	424	1466	10	122.2	3.5
2012	12	451	2196	18	183.0	4.9
2011	13	484	2013	25	154.8	4.2
2010	12	429	1906	19	158.8	4.4
2009	13	471	2553	27	169.5	4.7
2008	13	435	2421	22	186.2	5.6
2007	13	441	2154	23	165.7	4.9
2006	13	427	2111	21	162.4	4.9
2005	12	483	2823	27	235.2	5.8
2004	12	509	3081	30	256.8	6.1
2003	14	542	2356	28	168.3	4.3
2002	12	392	1297	14	108.1	3.3
2001	11	390	1332	8	121.1	3.4
2000	11	405	1363	12	123.9	3.4
1999	11	395	1097	6	99.7	2.8
1998	11	381	870	7	79.1	2.3
1997	11	480	1601	16	145.5	3.3
1996*	11	437	1488	11	135.3	3.4
1995	11	375	1236	11	112.4	3.3
1994	11	412	1384	13	125.8	3.4
1993*	13	516	1945	21	149.6	3.8
1992	11	448	1672	14	152.0	3.7
1991*	12	519	2361	26	196.8	4.5
1990*	12	529	2235	20	186.3	4.2
1989	11	346	975	9	88.6	2.8
1988	11	459	1523	9	138.5	3.3
1987	11	390	1257	12	114.3	3.2
1986	11	400	1023	11	93.0	2.6
1985	11	518	2011	21	182.8	3.9
1984	11	450	1287	9	117.0	2.9
1983	11	362	620	8	56.4	1.7
1982	11	392	804	9	73.1	2.1
1981	11	347	1039	15	94.5	3.0
1980	11	370	1016	13	92.4	2.7
1979*	11	405	1053	13	95.7	2.6
1978	11	496	1481	12	134.6	3.0
1977	11	476	1543	18	140.3	3.2
1976	11	450	1452	16	132.0	3.2
1975	11	527	2774	26	252.2	5.3
1974	11	470	2073	20	188.5	4.4
1973	11	498	2437	23	221.5	4.9
1972	11	431	1683	9	153.0	3.9
1971	11	471	1875	16	170.5	4.0
1970	11	535	2300	22	209.1	4.3
1969	10	475	1980	12	198.0	4.2
1968	11	580	2293	22	208.5	4.0
1967	10	445	1376	n/a	137.6	3.1
1966	10	395	1237	n/a	123.7	3.1
1965	10	470	1683	n/a	168.3	3.6
1964	10	344	1240	n/a	124.0	3.6
1963	10	360	1262	n/a	126.2	3.5
1962	10	373	1362	n/a	136.2	3.7
1961	10	410	1604	n/a	160.4	3.9
1960	10	490	1501	n/a	150.1	3.1
1959	10	541	2023	n/a	202.3	3.7
1958	11	656	2594	n/a	235.8	4.0
1957	10	522	1670	n/a	167.0	3.2
1956	10	462	1471	n/a	147.1	3.2
1955	10	409	1406	n/a	140.6	3.4
1954	10	394	1600	n/a	160.0	4.1
1953	10	451	2282	n/a	228.2	5.1
1952	10	553	3170	n/a	317.0	5.7
1951	10	550	3024	n/a	302.4	5.5
1950	11	592	2765	n/a	251.4	4.7
1949	11	558	2583	n/a	234.8	4.6
1948	11	588	2974	n/a	270.4	5.1
1947	10	466	2470	n/a	247.0	5.3
1946	9	357	907	n/a	100.8	2.5
1945	10	n/a	1214	n/a	121.4	n/a

*bowl statistics not included

PASSING

Year	G	COMP	ATT	INT	PCT	TD	YDS	AVG/GM
2016	12	383	621	12	61.7	37	4306	358.8
2015	13	352	550	14	64.0	44	4892	376.3
2014	12	329	535	10	61.5	37	4152	346.0
2013	12	368	622	14	59.2	22	3977	331.4
2012	12	212	366	13	57.9	13	2499	208.2
2011	13	246	440	12	55.9	17	3206	246.6
2010	12	185	332	11	55.7	16	2101	175.1
2009	13	214	393	8	54.5	18	2895	222.7
2008	13	209	397	10	52.6	25	2467	189.8
2007	13	266	443	14	60.0	21	3143	241.8
2006	13	245	413	14	59.3	25	3292	253.2
2005	12	167	321	17	52.0	22	2312	192.7
2004	12	219	331	8	66.2	27	2828	235.7
2003	14	278	452	8	61.5	28	3705	264.6
2002	12	230	428	10	53.7	31	2971	247.6
2001	11	203	426	17	47.7	15	2514	228.5
2000	11	165	354	13	46.6	15	2129	193.5
1999	11	127	322	21	39.4	10	1662	151.1
1998	11	213	401	15	53.1	12	2344	213.1
1997	11	222	391	14	56.8	20	2737	248.8
1996*	11	253	427	8	59.3	32	3536	321.5
1995	11	204	377	11	54.1	18	2757	250.6
1994	11	207	345	13	60.0	10	2301	209.2
1993*	13	212	348	16	60.9	22	2893	222.5
1992	11	221	380	18	58.2	19	2610	237.3
1991*	12	195	326	14	59.8	21	2546	212.2
1990*	12	185	315	13	58.7	18	2128	177.3
1989	11	227	412	14	55.1	16	2807	255.2
1988	11	211	352	15	59.9	16	2596	236.0
1987	11	201	348	17	57.8	18	2432	221.1
1986	11	174	325	22	53.5	5	1927	175.2
1985	11	174	340	21	51.2	9	2119	192.6
1984	11	197	379	17	52.0	8	2045	185.9
1983	11	234	416	22	56.3	14	3057	277.9
1982	11	205	395	22	51.9	15	2533	230.3
1981	11	184	425	13	43.3	10	2486	226.0
1980	11	249	381	17	65.4	8	2862	260.2
1979*	11	270	409	15	66.0	17	3215	292.3
1978	11	189	345	24	54.8	17	2698	245.3
1977	11	214	391	16	54.7	18	2837	257.9
1976	11	205	385	21	53.2	10	2365	215.0
1975	11	170	308	9	55.2	17	2522	229.3
1974	11	184	331	8	55.6	14	2599	236.3
1973	11	143	301	21	47.5	9	1924	174.9
1972	11	182	361	32	50.4	20	2444	222.2
1971	11	133	277	19	48.0	7	1475	134.1
1970	11	137	265	14	51.7	12	2126	193.3
1969	10	110	227	8	48.5	6	1341	134.1
1968	11	107	231	19	46.3	7	1389	126.3
1967	10	114	248	16	46.0	7	1193	119.3
1966	10	95	217	13	43.8	8	1148	114.8
1965	10	54	137	10	39.4	6	718	71.8
1964	10	192	316	9	60.8	14	2187	218.7
1963	10	104	215	13	48.4	14	1515	151.5
1962	10	146	272	20	53.7	15	1795	179.5
1961	10	71	145	6	49.0	5	825	82.5
1960	10	72	132	8	54.5	3	766	76.6
1959	10	38	117	18	32.5	3	564	56.4
1958	11	78	147	9	53.1	3	899	81.7
1957	10	64	147	19	43.5	4	1057	105.7
1956	10	96	198	21	48.5	5	1143	114.3
1955	10	76	174	15	43.7	5	1073	107.3
1954	10	139	228	13	61.0	11	1724	172.4
1953	10	94	195	19	48.2	7	1612	161.2
1952	10	48	117	7	41.0	5	907	90.7
1951	10	59	134	12	44.0	n/a	936	93.6
1950	11	48	108	11	44.4	n/a	715	65.0
1949	11	65	163	19	39.9	13	1364	124.0
1948	11	64	170	25	37.6	6	1021	92.8
1947	10	58	163	23	35.6	10	1155	115.5
1946	9	131	41	23	31.3	n/a	585	65.0
1945	10	154	53	n/a	34.4	n/a	599	59.9

*bowl statistics not included

TOTAL OFFENSE

Year	G	PLAYS	YDS	AVG/GM
2016	12	1035	6158	513.2
2015	13	989	6879	529.2
2014	12	975	5942	495.2
2013	12	1046	5443	453.6
2012	12	817	4695	391.2
2011	13	924	5219	401.5
2010	12	761	4007	333.9
2009	13	864	5098	392.2
2008	13	832	4888	376.0
2007	13	884	5297	407.5

2006	13	840	5403	415.6
2005	12	804	5135	427.9
2004	12	840	5909	492.4
2003	14	994	6061	432.9
2002	12	820	4268	355.7
2001	11	816	3846	349.6
2000	11	759	3492	317.5
1999	11	717	2759	250.8
1998	11	782	3214	292.2
1997	11	871	4338	394.4
1996*	11	864	5034	457.6
1995	11	752	3993	363.0
1994	11	757	3685	335.0
1993*	13	864	4838	403.2
1992	11	828	4282	389.3
1991*	12	845	4907	446.1
1990*	12	844	4364	396.6
1989	11	759	3782	343.8
1988	11	812	4119	338.5
1987	11	738	3689	335.4
1986	11	725	2950	268.2
1985	11	858	4130	375.5
1984	11	829	3332	302.9
1983	11	778	3677	334.3
1982	11	787	3337	303.4
1981	11	772	3525	320.5
1980	11	571	3878	352.5
1979*	11	814	4268	355.7
1978	11	841	4179	379.9
1977	11	867	4380	398.2
1976	11	835	3817	347.0
1975	11	835	5044	458.5
1974	11	801	4196	381.5
1973	11	799	3872	352.0
1972	11	708	4127	412.7
1971	11	748	3350	334.5
1970	11	800	4426	442.6
1969	10	702	4023	402.3
1968	11	811	4470	406.4
1967	10	693	2569	256.9
1966	10	612	2385	238.5
1965	10	607	2152	215.2
1964	10	658	3013	301.3
1963	10	575	2777	277.7
1962	10	645	3157	315.7
1961	10	555	2429	242.9
1960	10	622	2267	226.7
1959	10	658	2587	258.7
1958	11	803	3493	349.3
1957	10	669	2727	272.7
1956	10	660	2614	261.4
1955	10	590	2188	218.8
1954	10	622	3324	332.4
1953	10	646	3424	342.4
1952	10	670	3721	372.1
1951	10	684	3960	396.0
1950	11	700	3480	316.4
1949	11	721	3947	358.8
1948	11	758	3995	363.2
1947	10	629	3625	362.5
1946	9	488	1492	165.8
1945	10	n/a	1813	181.3



YEARLY TEAM STATISTICS (continued)

1996*	11	35	11-16	37-38	4	n/a	1	344	31.3
1995	11	30	12-17	21-23	3	n/a	0	343	22.1
1994	11	27	8-22	20-21	2	n/a	1	212	19.3
1993*	13	47	15-18	43-44	1	n/a	1	374	31.2
1992	11	34	16-18	28-28	1	n/a	1	284	25.8
1991*	12	50	19-28	41-43	1	n/a	0	406	36.9
1990*	12	40	8-15	38-38	2	n/a	1	308	28.0
1989	11	25	9-16	19-20	1	n/a	1	200	18.2
1988	11	25	22-28	23-23	2	n/a	0	243	22.1
1987	11	31	8-14	21-22	4	n/a	0	239	21.7
1986	11	16	12-16	9-13	1	n/a	1	145	13.2
1985	11	30	9-16	18-21	2	n/a	2	233	21.2
1984	11	17	10-16	12-13	3	n/a	0	150	13.6
1983	11	25	22-27	24-24	0	n/a	1	242	22.0
1982	11	27	11-23	23-25	0	n/a	1	220	20.0
1981	11	25	7-15	24-24	0	n/a	1	197	17.9
1980	11	22	14-17	18-20	0	n/a	1	194	17.6
1979*	11	32	11-20	32-32	n/a	n/a	n/a	257	21.4
1978	11	31	8-20	26-27	0	n/a	0	236	21.5
1977	11	36	16-27	34-34	1	n/a	0	300	27.3
1976	11	26	16-24	24-25	0	n/a	n/a	230	20.9
1975	11	43	11-19	39-42	0	n/a	n/a	330	30.0
1974	11	36	10-18	24-30	3	n/a	n/a	276	25.1
1973	11	32	7-16	28-31	1	n/a	1	245	22.3
1972	11	30	5-12	23-25	2	n/a	n/a	228	20.7
1971	11	24	7-12	21-23	n/a	n/a	n/a	186	16.9
1970	11	34	12-24	28-31	2	n/a	n/a	272	24.7
1969	10	20	13-20	19-19	1	n/a	n/a	180	18.0
1968	11	31	10-22	25-26	1	n/a	n/a	243	22.1
1967	10	19	6-15	17-18	1	n/a	n/a	155	15.5
1966	10	17	3-9	14-14	2	n/a	n/a	131	13.1
1965	10	16	5-7	14-16	0	n/a	n/a	125	12.5
1964	10	21	3-10	13-17	2	n/a	n/a	152	15.2
1963	10	27	2-n/a	15-18	5	n/a	1	195	19.5
1962	10	19	4-7	9-14	3	n/a	n/a	143	14.3
1961	10	16	2-4	12-12	2	n/a	n/a	118	11.8
1960	10	12	1-3	12-12	0	n/a	0	93	9.3
1959	10	18	n/a	5-8	1	n/a	n/a	115	11.5
1958	11	30	n/a	1-2	13	n/a	n/a	207	18.8
1957	10	17	0-3	7-17	n/a	n/a	n/a	109	10.9
1956	10	20	1-1	1-12	n/a	n/a	0	135	13.5
1955	10	16	0-2	11-16	n/a	n/a	0	107	10.7
1954	10	37	1-1	24-36	n/a	n/a	0	249	24.9
1953	10	33	0-1	22-33	n/a	n/a	n/a	220	22.0
1952	10	36	1-0	31-36	n/a	n/a	n/a	247	24.7
1951	10	44	1-1	40-44	n/a	n/a	0	307	30.7
1950	11	33	n/a	1-26	n/a	n/a	0	224	20.4
1949	11	46	n/a	39-46	n/a	n/a	n/a	319	29.0
1948	11	42	n/a	37-42	n/a	n/a	n/a	291	26.5
1947	10	41	n/a	27-37	n/a	n/a	n/a	275	27.5
1946	9	17	n/a	7-13	n/a	n/a	n/a	112	12.4

*bowl statistics not included

PUNT/KICK RETURNS

YEAR	PR-YDS	AVG	TD	KR-YDS	AVG	TD
2016	17-65	3.8	0	53-1072	20.2	0
2015	14-82	5.9	0	43-892	20.7	0
2014	23-175	7.6	0	52-1170	22.5	2
2013	21-57	2.7	0	70-1408	20.1	0
2012	19-216	11.4	1	55-1139	20.7	0
2011	20-116	5.8	0	51-1022	20.0	1
2010	25-304	12.2	1	47-1002	21.3	0
2009	20-247	12.4	1	56-1152	20.6	0
2008	38-448	11.8	3	43-877	20.4	0
2007	18-159	8.8	1	66-1432	21.7	1
2006	27-466	17.3	4	29-595	20.5	0
2005	28-438	15.6	2	30-598	19.9	0
2004	27-299	11.1	1	22-478	21.7	0
2003	37-365	9.9	2	39-723	18.5	0
2002	36-461	12.8	3	43-1052	24.5	1
2001	38-268	7.1	0	51-958	18.8	0
2000	41-399	9.7	1	49-969	20.2	0
1999	46-505	11.0	1	31-735	23.7	1
1998	39-448	11.5	0	36-794	22.1	0
1997	32-313	9.8	0	48-865	18.0	0
1996*	21-161	7.7	0	49-969	19.8	0
1995	23-208	9.0	1	48-826	17.2	0
1994	25-224	9.0	0	35-716	20.5	0
1993*	24-258	10.8	2	46-878	19.1	0
1992	29-213	7.3	0	37-717	19.4	0
1991*	31-263	8.5	2	38-769	20.2	0
1990*	24-133	5.5	0	49-1030	21.0	1
1989	31-174	5.6	0	43-851	19.8	0
1988	31-123	4.0	0	45-859	19.1	0
1987	30-189	6.3	0	49-1063	21.7	0
1986	27-182	6.7	0	53-1135	21.4	0
1985	17-129	7.6	0	36-667	18.5	0
1984	23-155	6.7	0	33-642	19.5	0
1983	32-274	8.6	1	25-436	17.4	0
1982	33-316	9.6	0	22-431	19.6	1
1981	26-201	7.7	0	34-659	19.4	0
1980	10-59	5.9	0	40-761	19.0	0
1979*	27-157	5.8	0	30-526	17.5	0
1978	20-106	5.3	0	45-672	14.9	0
1977	38-261	6.9	0	30-600	20.0	0

1976	30-179	6.0	0	28-580	20.7	0
1975	26-189	7.3	0	33-625	18.9	0
1974	26-183	7.0	0	36-737	20.5	0
1973	29-179	6.2	n/a	55-1088	19.8	0
1972	45-448	10.0	n/a	50-872	17.4	n/a
1971	33-202	6.1	1	46-1051	22.8	n/a
1970	22-126	5.7	n/a	44-753	17.1	n/a
1969	26-135	5.2	n/a	35-763	21.8	n/a
1968	42-332	7.9	1	28-550	19.6	n/a
1967	29-303	10.4	n/a	40-703	17.6	n/a
1966	39-515	13.2	4	35-562	16.1	n/a
1965	27-280	10.4	n/a	36-731	20.3	n/a
1964	22-244	11.1	n/a	38-673	17.7	n/a
1963	12-169	14.1	n/a	39-1001	25.7	n/a
1962	17-124	7.3	n/a	44-880	20.0	n/a
1961	11-62	5.6	n/a	50-884	17.7	n/a
1960	11-58	5.3	n/a	35-570	16.3	n/a
1959	29-278	9.6	n/a	43-830	19.3	n/a
1958	33-301	9.1	n/a	40-721	18.0	n/a
1957	27-196	7.3	n/a	33-646	19.6	n/a
1956	26-212	8.2	n/a	32-598	18.7	n/a
1955	31-164	5.3	n/a	40-619	15.5	n/a
1954	25-193	7.7	n/a	34-677	19.9	n/a
1953	20-189	9.5	n/a	36-699	19.4	n/a
1952	36-353	9.8	0	27-508	18.8	n/a
1951	25-192	7.7	n/a	29-504	17.4	n/a
1950	45-382	8.5	n/a	22-351	16.0	n/a
1949	43-541	12.6	n/a	n/a	20.9	n/a
1948	45-572	12.7	n/a	n/a	18.8	n/a
1947	36-351	9.8	n/a	n/a	15.7	n/a
1946	39-421	10.8	n/a	35-688	19.7	n/a

*bowl statistics not included

RUSHING DEFENSE

YEAR	G	ATT	YDS	TD	AVG/GM	AVG/RUSH
2016	12	532	3274	32	272.8	6.2
2015	13	565	2727	24	209.8	4.8
2014	12	436	1735	19	144.6	4.0
2013	12	462	2263	32	188.6	4.9
2012	12	477	2431	18	169.3	4.3
2011	13	442	1673	17	128.6	3.8
2010	12	435	1585	15	132.1	3.6
2009	13	436	1769	18	112.0	3.3
2008	13	495	1589	16	122.2	3.2
2007	13	532	2138	22	164.5	4.0
2006	13	430	1630	11	125.4	3.8
2005	12	428	1430	15	119.2	3.3
2004	12	368	990	7	82.5	2.7
2003	14	500	1872	16	133.7	3.7
2002	12	456	1368	15	114.0	3.0
2001	11	437	1650	25	150.0	3.8
2000	11	457	1219	16	110.8	2.7
1999	11	446	1297	14	117.9	2.9
1998	11	449	1472	10	133.8	3.3
1997	11	400	1588	18	144.4	4.0
1996*	12	471	2084	24	189.5	4.4
1995	11	525	2132	21	193.8	4.1
1994	11	456	1482	13	134.7	3.3
1993*	12	472	1733	18	144.4	3.7
1992	11	471	1551	22	141.0	3.3
1991*	11	455	1669	14	151.7	3.7
1990*	12	462	2126	23	177.2	4.6
1989	11	532	2031	18	184.6	3.8
1988	11	440	1449	14	131.7	2.9
1987	11	507	1895	18	172.3	3.7
1986	11	533	2051	19	186.5	3.8
1985	11	480	1906	17	173.3	4.0
1984	11	532	2262	19	205.6	4.3
1983	11	521	1679	9	152.6	3.2
1982	11	501	1434	13	130.4	2.9
1981	11	645	2592	23	235.6	4.0
1980	11	579	2472	24	224.7	4.3
1979*	12	588	2236	15	203.3	3.8
1978	11	546	2458	22	223.5	4.5
1977	11	546	1948	19	177.1	3.6
1976	11	521	1965	15	178.6	3.8
1975	11	568	2401	18	218.3	4.2
1974	11	-	2566	-	233.3	-
1973	11	572	2800	33	254.5	4.9
1972	11	627	2394	26	217.6	3.8
1971	11	526	1833	19	166.6	3.5
1970	11	498	1644	17	149.4	3.3
1969	10	529	2001	13	200.1	3.8
1968	11	480	1208	5	109.8	2.5
1967	10	465	1293	-	129.3	2.8
1966	10	498	1774	-	177.4	3.6
1965	10	483	2086	-	208.6	4.3
1964	10	447	1824	-	182.4	4.1
1963	10	536	2183	-	218.3	4.1
1962	10	561	2450	-	245.0	4.4
1961	10	558	2824	-	282.4	5.1
1960	10	500	2393	-	239.3	4.8
1959	10	485	2195	-	219.5	4.5
1958	11	520	2467	-	224.3	4.7
1957	10	614	2428	-	242.8	4.0

YEARLY TEAM STATISTICS

1947	10	81	207	-	39.1	-	1019	101.9
1946	9	53	144	11	36.8	-	813	90.3
1945	10	57	136	-	-	-	827	82.7

*bowl statistics not included

TOTAL DEFENSE

YEAR	G	PLAYS	YDS	AVG/GM
2016	12	927	6219	518.2
2015	13	967	5898	453.7
2014	12	980	4406	511.8
2013	12	898	6355	529.6
2012	12	935	5295	441.2
2011	13	840	4328	332.9
2010	12	797	3829	319.1
2009	13	890	4925	378.8
2008	13	927	4098	315.2
2007	13	976	4925	378.8
2006	13	851	4761	366.2
2005	12	882	4314	359.5
2004	12	794	3851	320.9
2003	14	969	5388	384.9
2002	12	891	4714	392.8
2001	11	789	4909	446.3
2000	11	810	4019	365.4
1999	11	786	3879	352.6
1998	11	798	3743	340.3
1997	11	727	4195	381.4
1996*	12	826	5063	460.3
1995	11	829	4198	381.6
1994	11	758	3299	299.9
1993*	13	881	4786	398.8
1992	11	739	3303	300.3
1991*	12	805	3873	352.1
1990*	12	817	4713	428.5
1989	11	758	3782	343.8
1988	11	759	3934	357.6
1987	11	802	4083	371.2
1986	11	837	4235	385.0
1985	11	798	3924	356.7
1984	11	738	3818	347.1
1983	11	877	4228	384.4
1982	11	825	3731	339.2
1981	11	917	4332	393.8
1980	11	825	4526	411.5
1979*	12	870	3919	326.6
1978	11	798	4105	373.2
1977	11	818	3346	304.2
1976	11	811	3894	354.0
1975	11	806	3878	352.5
1974	11	828	4092	372.0
1973	11	834	4550	413.6
1972	11	830	3745	340.5
1971	11	826	3850	350.0
1970	11	866	3951	359.2
1969	10	776	3613	361.3
1968	11	770	3544	322.2
1967	10	687	2684	268.4
1966	10	709	3186	318.6
1965	10	698	3445	344.5
1964	10	606	3169	316.9
1963	10	743	3697	369.7
1962	10	706	3607	360.7
1961	10	698	3652	365.2
1960	10	654	3465	346.5
1959	10	647	3631	363.1
1958	11	714	3717	337.9
1957	10	675	3466	346.6
1956	10	614	3046	304.6
1955	10	620	3058	305.8
1954	10	568	2582	258.2
1953	10	633	2759	275.9
1952	10	714	2655	265.5
1951	10	674	2747	274.4
1950	11	624	2528	229.8
1949	11	742	2542	231.1
1948	11	700	2312	210.2
1947	10	671	2296	229.6
1946	9	577	2518	279.7
1945	10	-	1844	184.4

*bowl statistics not included

MISCELLANEOUS (DEFENSE)

YEAR	INT-YDS	AVG	TD	TFL-YDS	SACK-YDS
2016	11-173	15.7	1	51-192	18-108
2015	14-154	11.0	1	66-320	27-215
2014	10-126	12.6	0	64-288	27-203
2013	5-0	0.0	0	76-222	18-91
2012	14-157	11.2	1	77-295	28-171
2011	12-210	17.5	1	100-387	34-213
2010	9-72	8.0	1	76-326	34-224
2009	11-159	14.5	2	85-290	31-195
2008	24-419	17.5	3	91-404	35-270
2007	10-144	14.4	0	66-322	22-165
2006	21-330	15.7	3	70-244	26-136
2005	15-392	26.1	2	88-326	32-198
2004	10-166	16.6	1	69-343	37-247
2003	14-219	15.6	1	83-412	38-296
2002	15-298	19.9	3	106-494	44-349
2001	8-63	7.9	1	88-339	25-201
2000	11-78	7.1	1	104-509	44-341
1999	17-459	27.0	5	127-576	53-342
1998	14-172	12.3	2	125-575	35-266
1997	4-10	2.5	0	95-392	31.5-253
1996*	11-91	8.3	1	75-345	36-n/a
1995	5-11	2.2	0	96-n/a	33.5-n/a
1994	14-177	12.6	3	92-n/a	40-n/a
1993*	16-134	8.4	2	84-n/a	30-n/a
1992	7-46	6.6	1	89-n/a	29-n/a
1991*	22-292	13.3	1	86-n/a	37-n/a
1990*	9-161	17.9	1	77.5-n/a	30-n/a
1989	11-52	4.7	0	92-n/a	28-n/a
1988	12-113	9.4	0	69-n/a	27-n/a
1987	17-88	5.2	1	69-n/a	33-n/a
1986	13-69	5.3	0	55-n/a	24-n/a
1985	15-72	4.8	0	69-n/a	19-n/a
1984	8-31	3.9	0	45-n/a	18-n/a
1983	20-200	10.0	2	66-n/a	29-n/a
1982	15-101	6.7	2	76-n/a	36-n/a
1981	7-65	9.3	0	66-n/a	
1980	8-100	12.5	1		
1979*	9-238	26.4	1		
1978	18-360	20.0	2		
1977	12-138	11.5	0		
1976	17-228	13.4	0		
1975	15-203	13.5	0		
1974	18-159	8.8	n/a		
1973	17-158	9.3	0		
1972	14-172	12.3	1		
1971	18-147	8.2	n/a		
1970	22-235	10.7	n/a		
1969	20-162	8.1	2		
1968	22-325	14.8	1		
1967	19-275	14.5	1		
1966	16-266	16.6	2		
1965	18-243	13.5	n/a		
1964	18-127	7.1	n/a		
1963	16-215	13.4	n/a		
1962	5-35	7.0	n/a		
1961	13-87	6.7	n/a		
1960	6-37	6.2	n/a		
1959	9-115	12.8	n/a		
1958	11-269	24.5	2		
1957	15-86	5.7	n/a		
1956	14-223	15.9	n/a		
1955	9-150	16.7	n/a		
1954	13-222	17.1	n/a		
1953	23-299	13.0	n/a		
1952	20-186	9.3			
1951	20-285	14.3	n/a		
1950	18-318	17.7	n/a		
1949	22-257	11.7	n/a		
1948	30-428	14.3	n/a		
1947	26-388	14.9	n/a		
1946	11-n/a	n/a	n/a		

*bowl statistics not included

Note: TFL and SACK became official NCAA stats in 1981



LONGEST PLAYS

RUNS FROM SCRIMMAGE

98	Bill Powell vs. Oregon State, Oct. 27, 1951
96	John Wilson vs. San Jose State, Sept. 25, 1954
93	Jahvid Best at UCLA, Oct. 17, 2009
92	Joe Kapp vs. Oregon, Oct. 25, 1958
91	Jerry Drew vs. Pennsylvania, Oct. 10, 1953
90	Tarik Smith vs. San Diego State, Sept. 14, 1996
90	Tyrone Moore vs. Arizona State, Nov. 14, 1987
90	Heine Heitmuller vs. Perris Indians, Nov. 28, 1902
89	J.J. Arrington at Air Force, Sept. 4, 2004
87	Joe Stuart vs. Coast Guard, Nov. 4, 1944
86	Jahvid Best at Washington State, Sept. 6, 2008
85	Benny Lom vs. USC, Nov. 22, 1929
84	Jahvid Best vs. Washington, Dec. 6, 2008
84	Don Johnson vs. Minnesota, Oct. 4, 1952
84	Jim Monachino vs. Stanford, Nov. 19, 1949

PASS PLAYS

92	Jared Goff to Daniel Lasco vs. Colorado, Sept. 27, 2014
90	Zach Maynard to Keenan Allen at Washington, Sept. 24, 2011
89	Jared Goff to Chris Harper vs. Washington State, Oct. 5, 2013
88	Joe Roth to Wesley Walker vs. Georgia, Sept. 11, 1976
85	Charlie Young to Oliver Hillmon vs. Oregon State, Oct. 15, 1977
84	Pat Barnes to Na'il Benjamin vs. Fresno State, Sept. 9, 1995
83	Kyle Boller to Drae Harris vs. Oregon State, Nov. 6, 1999
83	Charlie Young to Floyd Eddings vs. Oregon State, Oct. 15, 1977
83	Bob Powell to Bob Edmonston vs. St. Mary's, Sept. 22, 1945
81	Kyle Boller to Derek Swafford vs. Oregon State, Nov. 4, 2000
80	Jared Goff to Bryce Treggs at Oregon, Nov. 7, 2015
80	Jared Goff to Bryce Treggs at Arizona, Sept. 20, 2014
80	Aaron Rodgers to Geoff McArthur vs. UCLA, Oct. 16, 2004
80	Gale Gilbert to David Lewis vs. Arizona, Oct. 1, 1983
80	Rich Campbell to Holden Smith vs. Arizona, Oct. 14, 1978
80	Joe Kapp to Hank Olguin vs. Washington, Nov. 16, 1957
80	Jackie Jensen to Paul Keckley vs. Stanford, Nov. 22, 1947

PUNTS

89	Scott Tabor vs. USC, Sept. 26, 1987
84	Dan Melville vs. Nebraska, Sept. 9, 1978
78	Scott Tabor vs. Washington, Oct. 4, 1986
76	Bryan Anger vs. Stanford, Nov. 22, 2008
75	Bryan Anger vs. Stanford, Nov. 22, 2008
75	Ryan Longwell vs. USC, Oct. 30, 1993
73	Andrew Larson vs. Oregon State, Oct. 13, 2007
72	Bryan Anger at UCLA, Oct. 17, 2009
72	Bryan Anger vs. Arizona State, Oct. 4, 2008
72	Andrew Larson vs. Stanford, Dec. 2, 2006
72	Ryan Longwell vs. Navy, Dec. 25, 1996 (Aloha Bowl)
72	Arleigh Williams vs. USC, Oct. 28, 1933
71	Bryan Anger vs. Stanford, Nov. 20, 2010

FIELD GOALS

55	Tom Schneider vs. Stanford, Dec. 2, 2006
55	Robbie Keen vs. Washington, Nov. 12, 1988
54	Giorgio Tavecchio at Oregon, Oct. 6, 2011
54	Randy Pratt vs. UCLA, Oct. 22, 1983
54	Mick Luckhurst vs. Oregon State, Oct. 18, 1980
54	Ron Vander Meer vs. Illinois, Oct. 5, 1974
54	Archie Nisbet vs. Washington State, Nov. 4, 1922
53	Giorgio Tavecchio vs. Washington, Nov. 27, 2010
53	Tyler Fredrickson at Oregon, Nov. 8, 2003
53	Ryan Longwell vs. San Diego State, Sept. 14, 1996
53	Robbie Keen vs. Wisconsin, Sept. 23, 1989
53	Leland Rix vs. Oregon State, Oct. 11, 1986
52	Vincenzo D'Amato vs. Washington State, Oct. 13, 2012
52	Doug Brien vs. Washington, Oct. 9, 1993
52	Robbie Keen vs. USC, Nov. 5, 1988

52	Leland Rix vs. Arizona, Oct. 25, 1986
52	Joe Cooper vs. Georgia Tech, Sept. 16, 1978
52	Jim Breech vs. Stanford, Nov. 20, 1976
51	Vincenzo D'Amato at UCLA, Oct. 12, 2013
51	Giorgio Tavecchio at Arizona State, Oct. 31, 2009
51	Tyler Fredrickson vs. USC, Sept. 27, 2003
51	Mark Jensen at Michigan State, Sept. 14, 2002
50	Ron Miller vs. Oregon, Nov. 16, 1968
50	Ron Miller vs. Syracuse, Oct. 26, 1968
50	Randy Pratt vs. San Jose State, Sept. 17, 1983
50	Jim Breech vs. Washington State, Sept. 27, 1975
50	Robbie Keen vs. San Jose State, Oct. 7, 1989
50	Robbie Keen vs. Washington, Oct. 21, 1989
50	Robbie Keen vs. Stanford, Nov. 17, 1990
50	Doug Brien vs. Washington, Oct. 19, 1991
50	Doug Brien vs. San Jose State, Sept. 5, 1992
50	Mark Jensen at Oregon State, Oct. 26, 2002

KICK RETURNS

102	Ed Solinsky vs. Cal Aggies, Oct. 16, 1937
102	Frank Brunk vs. USC, Oct. 15, 1949
100	Trevor Davis at Washington State, Oct. 4, 2014
100	Deltha O'Neal vs. Navy, Dec. 25, 1996 (Aloha Bowl)
100	Deltha O'Neal vs. Stanford, Nov. 20, 1999
99	Russell White vs. Miami, Sept. 15, 1990
98	Trevor Davis at Washington State, Oct. 4, 2014
98	Don Johnson vs. UCLA, Nov. 1, 1952
94	LaShaun Ward vs. Arizona, Nov. 16, 2002
92	Tom Blanchfield vs. San Jose State, Oct. 19, 1963
90	Lavelle Hawkins vs. Louisiana Tech, Sept. 15, 2007
88	Brendan Bigelow vs. Presbyterian, Sept. 17, 2011

PUNT RETURNS

108	Don Guest vs. Washington State, Sept. 17, 1966 (Missed FG Attempt)
105	Bobby Sherman vs. Stanford, Nov. 8, 1902
95	DeSean Jackson at Arizona, Nov. 11, 2006
92	Grover Garvin vs. Washington State, Sept. 19, 1959
90	Jemeel Powell at Michigan State, Sept. 14, 2002
84	Jemeel Powell vs. Stanford, Nov. 23, 2002
83	Jemeel Powell at USC, Oct. 28, 2000
80	Leroy Sharp vs. Olympic Club, Oct. 2, 1915
79	Tim Mixon vs. Illinois, Sept. 17, 2005
77	DeSean Jackson vs. Tennessee, Sept. 1, 2007
76	Jeremy Ross vs. Washington State, Oct. 24, 2009

INTERCEPTION RETURNS

100	Matt Nixon vs. Baylor, Aug. 31, 2002
100	John Hardy at Wisconsin, Sept. 8, 1990
100	Jim Jurkovich vs. USC, Nov. 9, 1940
100	Deltha O'Neal vs. Oregon, Nov. 13, 1999
90	Bobby Smith vs. Oregon, Nov. 13, 1965
90	Syd'Quan Thompson at Washington State, Sept. 6, 2008
85	Nnamdi Asomugha at Arizona State, Nov. 9, 2002
85	Perry Thomas vs. St. Mary's, Sept. 25, 1937
85	Will Lotter vs. UCLA, Nov. 6, 1948
85	Charley Erb vs. Olympic Club, Sept. 25, 1920
82	John Cunningham vs. Washington State, Oct. 4, 1947

THE LAST TIME

CAL TEAM

Kickoff Return for TD 98, Trevor Davis at Washington State, Oct. 4, 2014
 Punt Return for TD 69, Keenan Allen vs. Southern Utah, Sept. 8, 2012
 Interception Return for TD 39, Raymond Davison at Oregon State, Oct. 8, 2016
 Fumble Return for TD 47, Stefan McClure vs. Washington State, Oct. 3, 2015
 Scored 50+ Points 52, vs. Oregon, Oct. 21, 2016 (2 ot)
 Back-To-Back 50+ Points 55 vs. Air Force, Dec. 29, 2015/51 vs. Hawai'i, Aug. 27, 2016
 Shutout at home vs. Arizona, Oct. 1, 2005 (28-0)
 Shutout at home (Pac-10) vs. Arizona, Oct. 1, 2005 (28-0)
 Shutout on road at Arizona, Oct. 23, 2004 (38-0)
 Shutout on road (Pac-10) at Arizona, Oct. 23, 2004 (38-0)
 Overtime Game vs. Oregon, Oct. 21, 2016 (W, 52-49, 2 ot)
 300+ yards rushing 311, vs. Oregon, Oct. 21, 2016
 400+ yards rushing 431, vs. Washington, Dec. 6, 2008
 <25 yards rushing 3, vs. Stanford, Oct. 20, 2012
 400+ yards passing 425, at Washington State, Nov. 12, 2016
 500+ yards passing 522, at San Diego State, Sept. 10, 2016
 <100 yards passing 92, vs. Washington, Nov. 27, 2010
 500+ yards total offense 525, at Washington State, Nov. 12, 2016
 600+ yards total offense 636, vs. Oregon, Oct. 21, 2016
 <200 yards total offense 195, vs. Texas, Dec. 28, 2011
 <150 yards total offense 130, at Stanford, Nov. 20, 1999
 Beat a Top-20 team at home vs. No. 18 Utah, Oct. 1, 2016 (28-23)
 Beat a Top-15 team at home vs. No. 11 Texas, Sept. 17, 2016 (50-43)
 Beat a Top-10 team at home vs. No. 3 USC, Sept. 27, 2003 (34-31, 3ot)
 Beat a Top-5 team at home vs. No. 3 USC, Sept. 27, 2003 (34-31, 3ot)
 Beat a Top-20 team on the road at No. 14 Stanford, Nov. 21, 2009 (34-28)
 Beat a Top-15 team on the road at No. 14 Stanford, Nov. 21, 2009 (34-28)
 Beat a Top-10 team on the road at No. 10 Indiana, Nov. 27, 1969 (17-14)
 Beat a Top-5 team on the road at No. 3 Stanford, Nov. 24, 1951 (20-7)
 Forced 4 or more turnovers 5, at Washington, Sept. 26, 2015
 Forced 5 or more turnovers 5, at Washington, Sept. 26, 2015
 Had 4 or more interceptions 4, vs. Grambling State, Sept. 5, 2015
 Had 5 or more interceptions 5, vs. Washington, Oct. 21, 2006
 Had 0 TO vs. UCLA, Nov. 26, 2016
 Had 5 or more sacks 7.0, vs. Washington State, Oct. 3, 2015
 Blocked a punt at Oregon, Nov. 7, 2015
 Blocked 2+ punts 2, at Oregon, Nov. 7, 2015
 Blocked a field goal vs. Washington, Oct. 11, 2014
 Blocked an extra point t Texas, Sept. 19, 2015
 Recorded a safety vs. USC, Nov. 13, 2014

CAL INDIVIDUAL RUSHING

Rushed for 200+ yards 311, Jahvid Best vs. Washington, Dec. 6, 2008
 Two 100-yd rushers ..Tre Watson (154)/Khalfani Muhammad (148), vs. Oregon, Oct. 21, 2016
 Had a run of 50+ yards 50, Khalfani Muhammad, at Oregon State, Oct. 8, 2016
 Had a run of 75+ yards 81, Brendan Bigelow at Ohio State, Sept. 15, 2012
 Had 30+ rushing attempts 30, Daniel Lasco at Oregon State, Nov. 1, 2014
 Had 35+ rushing attempts 42, Shane Vereen at Stanford, Nov. 21, 2009
 Had 40+ rushing attempts 42, Shane Vereen at Stanford, Nov. 21, 2009
 Had 3+ TD rushes 3, Daniel Lasco at Oregon State, Nov. 1, 2014
 Had 4+ TD rushes 5, Jahvid Best at Minnesota, Sept. 19, 2009
 Had 5+ TD rushes 5, Jahvid Best at Minnesota, Sept. 19, 2009

CAL INDIVIDUAL PASSING

Passed for 300+ yards 301, Davis Webb vs. UCLA, Nov. 26, 2016
 Passed for 350+ yards 393, Davis Webb vs. Stanford, Nov. 19, 2016
 Passed for 400+ yards 425, Davis Webb at Washington State, Nov. 16, 2016
 Passed for 500+ yards 522, Davis Webb at San Diego State, Sept. 10, 2016
 Had 30+ completions 32, Davis Webb vs. UCLA, Nov. 26, 2016
 Had 50+ attempts 57, Davis Webb vs. Stanford, Nov. 19, 2016
 Completed a pass of 50+ yards... 70, Webb to Hansen, vs. Stanford, Nov. 19, 2016
 Completed a pass of 75+ yards... 80, Goff to Bryce Treggs vs. Oregon, Nov. 7, 2015
 Had 4+ TD passes 5, Davis Webb vs. Oregon, Oct. 21, 2016

CAL INDIVIDUAL RECEIVING

Had 10+ receptions 10, Chad Hansen vs. UCLA, Nov. 26, 2016
 Had 100+ yards receiving 156, Chad Hansen vs. UCLA, Nov. 26, 2016
 Had 150+ yards receiving 156, Chad Hansen vs. UCLA, Nov. 26, 2016
 Had 3+ TD catches 3, Kenny Lawler vs. Air Force, Dec. 29, 2015

CAL INDIVIDUAL DEFENSE

Had 15+ tackles 16.0, Hardy Nickerson vs Arizona State, Nov. 28, 2015
 Had 20+ tackles 22.0, Jerrott Willard vs. USC, Oct. 30, 1993
 Had 2+ interceptions 3, Kameron Jackson vs. UCLA, Oct. 16, 2012
 Had 5+ tackles for loss 5, Tully Banta-Cain vs. New Mexico State, Sept. 7, 2002
 Had 4+ sacks 4.5, Tully Banta-Cain vs. New Mexico State, Sept. 7, 2002
 Blocked a punt Hamilton Anoa'i, at Oregon, Nov. 7, 2015
 Blocked a field goal Cameron Walker vs. Washington, Oct. 11, 2014
 Blocked an extra point Darius White at Texas, Sept. 19, 2015
 Recorded a safety Mustafa Jalil vs. USC, Nov. 13, 2014

CAL INDIVIDUAL MISCELLANEOUS

Scored 4+ TDs 4, Trevor Davis at Washington State, Oct. 4, 2014
 Punted the ball 70+ yards 70, Cole Leininger vs. Northwestern, Aug. 31, 2013
 Kicked a 50+ yard FG 51, Vincenzo D'Amato at UCLA, Oct. 12, 2013
 Made 5+ FG 5, Matt Anderson vs. UCLA, Nov. 26, 2016
 Returned a blkd FG for a TD Zack Follett at Washington State, Sept. 6, 2008 (65 yards)
 Returned PAT for a score .. Wendell Hunter at Southern Miss, Dec. 6, 2004 (blocked kick)
 Returned a blkd punt for a TD Chris Conte vs. Arizona State, Oct. 23, 2010 (17 yards)
 Made a game-winning field goal Matt Anderson vs. Arizona State, Nov. 28, 2015
 Walk-off final play Jordan Kunaszyk (int.) vs. Oregon, Oct. 21, 2016 (2 ot)

OPPONENT TEAM

Kickoff Return for TD 42, DJ Calhoun, at Arizona State, Sept. 24, 2016
 Punt Return for TD 75, Kaleb Fossum, at Washington State, Nov. 12, 2016
 Interception Return for TD 28, Laiu Moeakiola at Arizona State, Sept. 24, 2016
 Fumble Return for TD 100, Shaq Thompson vs. Washington, Oct. 11, 2014
 Scored 50+ Points 56, at Washington State, Nov. 12, 2016
 Shutout by at home vs. Arizona State, Sept. 25, 1982 (15-0)
 Shutout by at home (Pac-10/12) vs. Arizona State, Sept. 25, 1982 (15-0)
 Shutout by on road at Nebraska, Sept. 11, 1999 (45-0)
 Shutout by on road (Pac-10/12) at USC, Oct. 22, 1994 (61-0)
 Rushed for 300+ yards 357, vs. Stanford, Nov. 19, 2016
 Rushed for <25 yards 14, vs. Washington State, Oct. 3, 2015
 Passed for 300+ yards 400, at Washington State, Nov. 12, 2016
 Passed for 400+ yards 400, at Washington State, Nov. 12, 2016
 Passed for <100 yards 85, at Oregon State, Oct. 8, 2016
 Had 500+ yards total offense 555, vs. Stanford, Nov. 19, 2016
 Had 600+ yards total offense 653, at Washington State, Nov. 12, 2016
 Had <200 yards total offense 178, vs. Utah, Oct. 22, 2011
 Had <150 yards total offense 48, vs. Presbyterian, Sept. 17, 2011
 Forced 4 or more turnovers 4, at San Diego State, Nov. 12, 2016
 Forced 5 or more turnovers 6, at Utah, Oct. 10, 2015
 Had 4 or more interceptions 5, at Utah, Oct. 10, 2015
 Had 5 or more interceptions 5, at Utah, Oct. 10, 2015
 Had 0 TO vs. Stanford, Nov. 19, 2016

OPPONENT INDIVIDUAL RUSHING

Rushed for 200+ yards 284, Christian McCaffrey, vs. Stanford, Nov. 19, 2016
 Had a run of 50+ yards 90, Christian McCaffrey, vs. Stanford, Nov. 19, 2016
 Had a run of 75+ yards 90, Christian McCaffrey, vs. Stanford, Nov. 19, 2016
 Had 30+ rushing attempts 31, Christian McCaffrey, vs. Stanford, Nov. 19, 2016
 Had 35+ rushing attempts 42, Yvenson Bernard, vs. Oregon State, Oct. 15, 2005
 Had 40+ rushing attempts 42, Yvenson Bernard, vs. Oregon State, Oct. 15, 2005

THE LAST TIME

OPPONENT INDIVIDUAL PASSING

Passed 300+ yards 373, Luke Falk. at Washington State, Nov. 12, 2016
 Passed for 350+ yards 373, Luke Falk, at Washington State, Nov. 12, 2016
 Passed for 400+ yards 433, Christian Stewart vs. BYU, Nov. 29, 2014
 Had 30+ completions 36, Luke Falk. at Washington State, Nov. 12, 2016
 Had 50+ attempts 50, Luke Falk. at Washington State, Nov. 12, 2016
 Completed a pass of 50+ yards
 59, Keller Chryst to JJ Arcega-Whiteside, vs. Stanford, Nov. 19, 2016
 Comp. a pass of 75+ yards 83, Christian Stewart to Leslie, vs. BYU, Nov. 29, 2014
 Had 4+ TD passes 5, Luke Falk. at Washington State, Nov. 12, 2016

OPPONENT INDIVIDUAL RECEIVING

Had 10+ receptions 10, Thomas Duarte at UCLA, Oct. 22, 2015
 Had 100+ yards receiving 107, JJ Arcega-Whiteside vs. Stanford, Nov. 19, 2016
 Had 150+ yards receiving 208, John Ross vs. Washington, Nov. 5, 2016
 Had 200+ yards receiving 208, John Ross vs. Washington, Nov. 5, 2016
 Had 3+ TD catches 3, River Cracraft at Washington State, Nov. 12, 2016

OPPONENT INDIVIDUAL DEFENSE

Had 15+ tackles 15, Jayon Brown, vs. UCLA, Nov. 26, 2016
 Had 20+ tackles 20, Chester Burnett, vs. Arizona, Nov. 2, 1996 (4ot)
 Had 2+ interceptions 2, Sidney Jones, vs. Washington, Nov. 5, 2016
 Had 5+ tackles for loss 5.0, Eric Manning, at Oregon State, Oct. 26, 2002
 Had 4+ sacks 4.5, Derrick Rodgers, at Arizona State, Nov. 9, 1996
 Blocked a punt Brandon Jones, vs. Texas, Sept. 17, 2016
 Blocked a field goal Brian Blechen, vs. Utah, Oct. 22, 2011
 Blocked an extra point Kyle Peko, vs Oregon State, Nov. 14, 2015
 Recorded a safety Team, vs. Texas, Sept. 17, 2016

OPPONENT INDIVIDUAL MISCELLANEOUS

Scored 4+ touchdowns 4, Reymound Wright, vs Stanford, Nov. 22, 2014
 Punted the ball 60+ yards 73, Matt Haack, vs Arizona State, Nov. 28, 2015
 Made a 50+ yard field goal 60, Ka'imi Fairbairn, at UCLA, Oct. 22, 2015
 Kicked a 50+ yard field goal 53, Trent Dominique, vs. Texas, Sept. 17, 2016
 Made 3+ field goals 3, Zane Gonzalez, at Arizona State, Sept. 24, 2016
 Returned a blkd FG for a TD Brandon Chillar, at UCLA, Oct. 18, 2003 (65 yards)
 Returned a PAT for a score Corey Ivy, vs. Oklahoma, Sept. 20, 1997 (blocked kick)
 Returned a blkd punt for a TD Josh Shaw, vs. USC, Nov. 9, 2013 (14 yards)

BIG GAME HISTORY & RECORDS



Photo by Robert Stinnett

BIG GAME HISTORY

On Nov. 18, 2017, California and Stanford will play the 120th Big Game to continue one of the greatest rivalries in college football. The series, which dates back to 1892, is tied for the fifth-longest active running series and tied for the sixth-longest overall between Football Bowl Subdivision (FBS) teams and has featured some of the most memorable finishes in the history of the sport.

Cal enters this year's matchup at Stanford Stadium trailing the all-time series, 62-46-11.

The status of the rivalry as one of the truly great sporting spectacles across the country was undoubtedly established in the very first game, when Stanford upset Cal, 14-10, on March 19, 1892, in a contest played on a field at the corner of Haight and Stanyan streets in San Francisco. Stanford manager Herbert C. Hoover, later to become the 31st president of the United States, and his Cal counterpart counted the gate receipts and reported a then-staggering sum of \$30,000.

The game continued to grow in popularity with capacity crowds becoming the norm. In 1923, Cal opened California Memorial Stadium with a 9-0

win over Stanford to cap an undefeated season. Stanford and Cal also opened Stanford Stadium in 1921 with the Bears winning, 42-7, en route to the Rose Bowl.

Cal achieved great success in the series under Pappy Waldorf, who retired with a 7-1-2 record vs. Stanford from 1947-56. The 1949 game was highlighted by Jim Monachino's 84-yard run – still the longest rush by a Cal player in Big Game history.

The series has been a remarkably close rivalry, with the Big Game having been determined by a touchdown or less 52 times.

Five Big Games have been won on the final play, starting with the 1972 meeting in Berkeley. Cal faced fourth down from the Stanford seven-yard line with three seconds to go. But Vince Ferragamo completed a touchdown pass to a diving Steve Sweeney, giving the Bears a 24-21 win.

Two years later, Stanford's Mike Langford booted a 50-yard field goal as time expired to lift the Cardinal to a 22-20 decision over the Golden Bears.

In 1982, Cal won on a five-lateral, 57-yard kickoff return that will forever be remembered simply as "The Play." Trailing 20-19, the Bears received Stanford's

kickoff with just four seconds left and proceeded to travel the length of the field, marching through the Stanford Band to produce an improbable 25-20 victory.

The Cardinal prevailed in 1990 by scoring nine points in the final 12 seconds. John Hopkins connected on a 37-yard field goal as time ran out for a 27-25 win.

For the 100th renewal of the series, the teams donned uniforms representative of the ones they wore more than a half-century earlier. On the night prior to the contest on Nov. 21, 1997, a gala event dubbed the "Big Auction" raised more than \$1 million in scholarship funds for each school.

In 2000, Cal and Stanford played the first overtime game in the history of the series, with the Cardinal emerging 36-30 winners when Randy Fasani found Casey Moore for a 25-yard score in the extra period.

In last year's Big Game in Berkeley, Stanford was a 45-31 winner, increasing its win streak in the series to seven for the first time since also enjoying a seven-game win streak from 1995-2001.

Cal won seven of eight from 2002-09 starting with a series-best five-game win streak through 2006.

BIG GAME RECORDS

RUSHING

Cal: 390, Nov. 19, 1949
Stanford: 357, Nov. 19, 2016
Both Teams: 565, Nov. 24, 1956 (Cal 181, Stanford 284)
Cal Individual: 226, Joe Igber, Nov. 23, 2002 (26 attempts)
Stanford Individual: 284, Christian McCaffrey, Nov. 19, 2016
Cal Longest Rush: 84, Jim Monachino, Nov. 19, 1949
Stanford Longest Rush: 90, Christian McCaffrey, Nov. 19, 2016

PASSING

Cal: 397, Nov. 21, 2015
Stanford: 417, Nov. 23, 2013
Cal Individual: 393, Davis Webb, Nov. 19, 2016
Stanford Individual: 401, Dick Norman, Nov. 21, 1959
Cal Longest Pass: 80, Jackie Jensen to Paul Keckley, Nov. 22, 1947
Stanford Longest Pass: 82, Brian Johnson to Walter Batson, Nov. 21, 1987

RECEIVING

Cal Individual (Yards): 245, Geoff McArthur, Nov. 22, 2003 (16 receptions)
Stanford Individual (Yards): 160, Ty Montgomery, Nov. 23, 2013 (5 receptions)
Cal Individual (Receptions): 16, Geoff McArthur, Nov. 22, 2003
Stanford Individual (Receptions): 12, Chris Burford, Nov. 21, 1959

TOTAL OFFENSE

Cal: 560, Nov. 20, 1993
Stanford: 603, Nov. 23, 2013
Both Teams: 1,038, Nov. 19, 2016 (Stanford 555, Cal 483)
Cal Individual: 414, Aaron Rodgers, Nov. 22, 2003
Stanford Individual: 409, Jim Plunkett, Nov. 22, 1969

SCORING

Cal: 48, Nov. 22, 1975 (48-15)
Stanford: 63, Nov. 23, 2013 (63-13)
Cal Individual: 24, Chuck Muncie, Nov. 22, 1975; 24, Lindsey Chapman, Nov. 20, 1993
Stanford Individual: 24, Toby Gerhart, Nov. 21, 2009; 24, Ty Montgomery, Nov. 13, 2013; 24, Remound Wright, Nov. 22, 2014

MISCELLANEOUS

Longest Cal Punt: 76, Bryan Anger, Nov. 22, 2008
Longest Stanford Punt: 75, Dave Lewis, Nov. 21, 1964; 75, Stan Anderson, Nov. 19, 1932
Longest Cal Field Goal: 55, Tom Schneider, Dec. 2, 2006
Longest Stanford Field Goal: 50, Mike Langford, Nov. 23, 1974
Longest Cal Kickoff Return: 100, Deltha O'Neal, Nov. 20, 1999
Longest Stanford Kickoff Return: 98, Christian McCaffrey, Nov. 21, 2015
Longest Cal Punt Return: 105, Bobby Sherman, Nov. 8, 1902
Longest Stanford Punt Return: 76, Glyn Milburn, Nov. 21, 1992
Longest Cal Interception Return: 75, Steve Bancroft, Nov. 24, 1928
Longest Stanford Interception Return: 71, Gordy Riegel, Nov. 18, 1972

THE STANFORD AXE

The Stanford Axe, the trophy awarded to the winner of the Big Game every year, actually made its debut on the eve of a baseball game between the rival universities on April 13, 1899. On that afternoon at a pre-game rally, a group of Stanford students introduced the instrument to decapitate a straw man adorned in California blue and gold, much to the delight of the Indian faithful who chanted "Give 'em the axe" while the proceedings continued.

The next day, Stanford rooters taunted their Cal counterparts by cutting pieces of blue and gold ribbon with The Axe and using it to chop at a designated piece of wood whenever the Indians made a good play.

Cal rallied for an upset over Stanford and the Golden Bears' fans were so overcome with emotion that a group of Cal men wrestled The Axe away from the Stanford students and smuggled it across the bay via ferry. The Axe was placed in a safe at a Berkeley bank, to be removed once a year for the Axe Rally.

By 1933, both sides decided that The Axe would make an ideal Big Game trophy. It was mounted on a plaque that lists the scores of each game since 1933.



THE LAST TIME

SCORING

Cal scored 40 points: 41, Nov. 20, 2004 (41-6)
Stanford scored 40 points: 45, Nov. 19, 2016 (45-31)
Both teams scored 60 combined points: 76, Stanford (45-31), Nov. 19, 2016
Cal shutout Stanford: Nov. 22, 1952 (26-0)
Stanford shutout Cal: Nov. 20, 1971 (14-0)

RUSHING

Cal rushed for 200 yards: 242, Nov. 21, 2009
Stanford rushed for 200 yards: 357, Nov. 19, 2016
Cal rushed for 300 yards: 307, Nov. 20, 2004
Stanford rushed for 300 yards: 357, Nov. 19, 2016
Both teams rushed for 500 combined yards: 565, Nov. 24, 1956 (Stanford 284, Cal 281)
Cal player rushed for 100 yards: 103, Daniel Lasco, Nov. 22, 2014
Stanford player rushed for 100 yards: 284, Christian McCaffrey, Nov. 19, 2016
Cal player had a rush of 50 yards: 60, Jahvid Best, Nov. 22, 2008
Stanford player had a rush of 50 yards: 90, Christian McCaffrey, Nov. 19, 2016

RECEIVING

Cal player caught 10 passes: 16, Geoff McArthur, Nov. 22, 2003
Stanford player caught 10 passes: 10, Gene Washington, Nov. 18, 1967
Cal player caught passes for 100 yards: 114, Chad Hansen, Nov. 19, 2016
Stanford player caught passes for 100 yards: 107, JJ Arcega-Whiteside, Nov. 19, 2016
Cal player caught passes for 150 yards: 245, Geoff McArthur, Nov. 22, 2003
Stanford player caught passes for 150 yards: 160, Ty Montgomery, Nov. 23, 2013

PASSING

Cal passed for 300 yards: 393, Nov. 19, 2016
Stanford passed for 300 yards: 417, Nov. 23, 2013
Both teams passed for 600 combined yards: 727, Nov. 23, 2013 (Stanford 417, Cal 310)
Cal player passed for 300 yards: 393, Davis Webb, Nov. 19, 2016
Stanford player passed for 300 yards: 329, Kevin Hogan, Nov. 23, 2013
Cal player completed a pass of 50 yards: 70, Davis Webb to Chad Hansen, Nov. 19, 2016
Stanford player completed a pass of 50 yards: 59, Keller Chryst to JJ Arcega-Whiteside, Nov. 19, 2016
Cal player completed a pass of 75 yards: 80, Jackie Jensen to Paul Keckley, Nov. 22, 1947
Stanford player completed a pass of 75 yards: 75, Randy Fasani to Luke Powell, Nov. 18, 2000

TOTAL OFFENSE

Cal had 400 yards: 483, Nov. 19, 2016
Stanford had 400 yards: 555, Nov. 19, 2016
Cal had 500 yards: 533, Nov. 22, 2003
Stanford had 500 yards: 555, Nov. 19, 2016
Both teams had 900 combined yards: 1,038, Nov. 19, 2016 (Stanford 555, Cal 483)
Both teams had 1,000 combined yards: 1,038, Nov. 19, 2016 (Stanford 555, Cal 483)
Cal player had 300 yards: 395, Davis Webb, Nov. 19, 2016
Stanford player had 300 yards: 328, Kevin Hogan, Nov. 23, 2013

MISCELLANEOUS

Cal player punted the ball 60 yards: 71, Bryan Anger, Nov. 20, 2010
Stanford player punted the ball 60 yards: 60, Ken Naber, Nov. 17, 1979
Cal player made a 50-yard field goal: 55, Tom Schneider, Dec. 2, 2006
Stanford player made a 50-yard field goal: 50, Mike Langford, Nov. 23, 1974

CAL HISTORY



JACKIE JENSEN
Running Back
1946-48

YEAR-BY-YEAR RECORDS

YEAR	-----OVERALL-----					COACH
	W	L	T	PF	PA	
1886	6	2	1	88	35	O.S. Howard
1887	4	0	0	66	12	None
1888	6	1	0	104	10	
1890	4	0	0	45	4	
1891	0	1	0	0	36	
1892 Sp	4	2	0	82	24	
1892 Fa	2	1	1	44	34	Thomas McClung
1893	5	1	1	110	60	W.W. Heffelfinger
1894	0	1	2	12	18	Charles Gill
1895	3	1	1	46	10	Frank Butterworth
1896	6	2	2	150	56	
1897	0	3	2	8	58	Charles P. Nott
1898	8	0	2	221	5	Garrett Cochran
1899	7	1	1	142	2	
1900	4	2	1	53	7	Addison Kelly
1901	9	0	1	106	15	Frank Simpson
1902	8	0	0	168	12	James Whipple
1903	6	1	2	128	12	
1904	6	1	1	75	24	James Hopper
1905	4	1	2	75	12	J.W. Knibbs
1915	8	5	0	242	184	

COACHING SUMMARY

COACH	YEARS	W	L	T	PCT
O.S. Howard	1886	6	2	1	.722
Thomas McClung	1892	2	1	1	.625
W.W. Heffelfinger	1893	5	1	1	.786
Charles Gill	1894	0	1	2	.333
Frank Butterworth	1895-96	9	3	3	.700
Charles Nott	1897	0	3	2	.200
Garrett Cochran	1898-99	15	1	3	.868
Addison Kelly	1900	4	2	1	.643
Frank Simpson	1901	9	0	1	.950
James Whipple	1902-03	14	1	2	.882
James Hooper	1904	6	1	1	.813
J.W. Knibbs	1905	4	1	2	.714
Oscar Taylor	1906-08	13	10	1	.563
James Schaeffer	1909-15	73	16	8	.794
Andy Smith	1916-25	74	16	7	.799
Nibs Price	1926-30	27	17	3	.606
Bill Ingram	1931-34	27	14	4	.644
Stub Allison	1935-44	58	42	2	.578
Lawrence Shaw	1945	4	5	1	.450
Frank Wickhorst	1946	2	7	0	.222
Pappy Waldorf	1947-56	67	32	4	.670
Pete Elliott	1957-59	10	21	0	.323
Marv Levy	1960-63	8	29	3	.238
Ray Willsey	1964-71	40	42	1	.488
Mike White	1972-77	35	30	1	.538
Roger Theder	1978-81	18	27	0	.400
Joe Kapp	1982-86	20	34	1	.373
Bruce Snyder	1987-91	29	24	4	.544
Keith Gilbertson	1992-95	20	26	0	.435
Steve Mariucci	1996	6	6	0	.500
Tom Holmoe	1997-2001*	12	43	0	.218
Jeff Tedford	2002-12	82	57	0	.590
Sonny Dykes	2013-16	19	30	0	.388
Justin Wilcox	2017-Present	0	0	0	.000

*Includes four forfeits in 1999 for use of ineligible players

YEAR	-----OVERALL-----					-----CONFERENCE-----					FINISH, RANKING		COACH
	W	L	T	PF	PA	W	L	T	PF	PA			
1916	6	4	1	192	103	0	3	0	24	66	4	PCC	Andy Smith
1917	5	5	1	149	104	2	1	0	41	24	2	PCC	
1918	7	2	0	187	62	2	0	0	73	0	1	PCC	
1919	6	2	1	147	64	2	2	0	35	45	3t	PCC	
1920	9	0	0	510	14	3	0	0	104	7	1t	PCC, National Champions	
1921	9	0	1	312	33	4	0	0	167	10	1t	PCC, National Champions	
1922	9	0	0	398	34	4	0	0	146	7	1t	PCC, National Champions	
1923	9	0	1	182	7	5	0	0	66	7	1t	PCC, National Champions	
1924	8	0	2	162	51	2	0	2	54	34	2	PCC	
1925	6	3	0	192	56	2	2	0	77	41	5	PCC	
1926	3	6	0	105	167	0	5	0	33	129	9	PCC	Nibs Price
1927	7	3	0	184	64	2	3	0	55	45	5t	PCC	
1928	6	2	2	141	36	3	0	2	45	16	2	PCC	
1929	7	1	1	155	78	4	1	0	95	46	3t	PCC	
1930	4	5	0	87	170	1	4	0	46	144	8t	PCC	
1931	8	2	0	106	41	4	1	0	50	13	2	PCC	Bill Ingram
1932	7	3	2	169	89	2	2	1	37	46	5t	PCC	
1933	6	3	2	161	39	2	2	2	51	19	6	PCC	
1934	6	6	0	176	110	3	2	0	69	37	5	PCC	
1935	9	1	0	163	22	4	1	0	55	22	1t	PCC	Stub Allison
1936	6	5	0	147	74	4	3	0	87	51	4	PCC	
1937	10	0	1	214	33	6	0	1	137	26	1	PCC, National Champions, 2 AP	
1938	10	1	0	219	44	6	1	0	107	37	1t	PCC, 14 AP	
1939	3	7	0	93	134	2	5	0	58	107	8	PCC	
1940	4	6	0	84	128	3	4	0	75	68	6	PCC	
1941	4	5	0	107	71	3	4	0	76	58	7	PCC	
1942	5	5	0	98	107	3	4	0	74	94	7	PCC	
1943	4	6	0	99	143	2	2	0	26	26	2	PCC	
1944	3	6	1	78	149	1	3	1	19	78	4	PCC	
1945	4	5	1	93	107	2	4	1	55	81	6	PCC	Buck Shaw
1946	2	7	0	112	169	1	6	0	85	128	9	PCC	Frank Wickhorst
1947	9	1	0	275	111	5	1	0	135	84	2t	PCC, 15 AP	Pappy Waldorf

CAL'S EARLY RUGBY YEARS

During these years, rugby was played instead of football.

	W	L	T	PF	PA
1882-83	2	1	1	24	13
1884	2	0	0	27	0
1885	4	0	1	23	0
1906	2	4	0	19	20
1907	4	3	0	67	42
1908	7	3	1	114	46
1909	12	3	1	268	57
1910	12	0	2	279	27
1911	11	2	1	256	34
1912	10	2	1	144	58
1913	6	3	3	105	110
1914	14	1	0	276	60

YEAR-BY-YEAR RECORDS (CONTINUED)

YEAR	-----OVERALL-----					-----CONFERENCE-----					FINISH	RANKING	COACH
	W	L	T	PF	PA	W	L	T	PF	PA			
1948	10	1	0	291	100	6	0	0	155	40	1t	PCC, 4 AP	
1949	10	1	0	319	131	7	0	0	220	80	1	PCC, 3 AP	
1950	9	1	1	224	90	5	0	1	124	28	1	PCC, 5 AP, 4 UPI	
1951	8	2	0	307	166	5	2	0	183	152	3	PCC, 12 AP	
1952	7	3	0	247	127	3	3	0	109	80	4	PCC	
1953	4	4	2	220	170	2	2	2	127	98	4	PCC	
1954	5	5	0	249	177	4	3	0	178	129	4	PCC	
1955	2	7	1	107	216	1	5	1	60	162	7t	PCC	
1956	3	7	0	135	181	2	5	0	95	142	8	PCC	
1957	1	9	0	109	176	1	6	0	97	123	7t	PCC	Pete Elliott
1958	7	4	0	207	200	6	1	0	127	85	1	PCC, 16 AP	
1959	2	8	0	115	223	1	3	0	39	70	4	AAWU	
1960	2	7	1	93	195	1	3	0	38	92	4	AAWU	Marv Levy
1961	1	8	1	118	268	1	3	0	57	97	4t	AAWU	
1962	1	9	0	143	247	0	4	0	35	115	6	AAWU	
1963	4	5	1	195	213	1	3	0	74	103	5	AAWU	
1964	3	7	0	152	187	0	4	0	61	93	8	AAWU	Ray Willsey
1965	5	5	0	125	194	2	3	0	50	112	5t	AAWU	
1966	3	7	0	131	197	2	3	0	76	102	5	AAWU	
1967	5	5	0	155	195	2	3	0	79	107	6	AAWU	
1968	7	3	1	243	114	2	2	1	99	85	4	Pac-8	
1969	5	5	0	180	182	2	4	0	101	123	6	Pac-8	
1970	6	5	0	272	249	4	3	0	166	123	2t	Pac-8	
1971	6	5	0	186	262	4	3	0	109	156	3t	Pac-8	
1972	3	8	0	228	314	3	4	0	163	208	5	Pac-8	Mike White
1973	4	7	0	245	380	2	5	0	168	272	5t	Pac-8	
1974	7	3	1	276	213	4	2	1	184	148	3t	Pac-8	
1975	8	3	0	330	233	6	1	0	235	133	1t	Pac-8, 14 AP, 15 UPI	
1976	5	6	0	230	226	3	4	0	115	124	4t	Pac-8	
1977	8	3	0	300	211	4	3	0	169	156	4	Pac-8	(includes UCLA forfeit)
1978	6	5	0	236	289	3	4	0	124	204	6t	Pac-10	Roger Theder
1979	7	5	0	257	194	6	3	0	217	142	5	Pac-10	(includes Oregon forfeit)
1980	3	8	0	194	328	3	5	0	149	223	9	Pac-10	
1981	2	9	0	197	287	2	6	0	132	204	8	Pac-10	
1982	7	4	0	220	233	4	4	0	135	209	6	Pac-10	Joe Kapp
1983	5	5	1	242	227	3	4	1	179	173	8	Pac-10	
1984	2	9	0	150	264	1	8	0	104	219	10	Pac-10	
1985	4	7	0	233	265	2	7	0	146	212	10	Pac-10	
1986	2	9	0	145	325	2	7	0	116	269	9	Pac-10	
1987	3	6	2	239	267	2	3	2	137	170	8	Pac-10	Bruce Snyder
1988	5	5	1	243	244	1	5	1	109	188	10	Pac-10	
1989	4	7	0	200	288	2	6	0	151	222	10	Pac-10	
1990	7	4	1	325	341	4	3	1	221	228	4	Pac-10	
1991	10	2	0	443	239	6	2	0	237	164	2t	Pac-10, 8 AP, 7 Coaches	
1992	4	7	0	284	284	2	6	0	197	204	9	Pac-10	Keith Gilbertson
1993	9	4	0	411	303	4	4	0	183	244	4t	Pac-10, 25 AP, 24 Coaches	
1994	4	7	0	212	248	3	5	0	130	205	5t	Pac-10	
1995	3	8	0	243	286	2	6	0	170	221	8t	Pac-10	
1996	6	6	0	382	407	3	5	0	224	288	5t	Pac-10	Steve Mariucci
1997	3	8	0	295	339	1	7	0	186	259	9	Pac-10	Tom Holmoe
1998	5	6	0	183	251	3	5	0	153	205	7	Pac-10	
1999	0	11	0*	180	254	0	8	0*	131	164	6t	Pac-10	
2000	3	8	0	246	295	2	6	0	204	240	8t	Pac-10	
2001	1	10	0	201	431	0	8	0	148	333	10	Pac-10	
2002	7	5	0	427	318	4	4	0	256	238	4t	Pac-10	Jeff Tedford
2003	8	6	0	457	341	5	3	0	267	170	3t	Pac-10	
2004	10	2	0	441	192	7	1	0	287	103	2	Pac-10, 9 AP, 9 Coaches	
2005	8	4	0	395	254	4	4	0	243	190	4t	Pac-10, 25 AP, 25 Coaches	
2006	10	3	0	427	251	7	2	0	280	173	1t	Pac-10, 14 AP, 14 Coaches	
2007	7	6	0	381	348	3	6	0	218	241	7t	Pac-10	
2008	9	4	0	424	259	6	3	0	293	169	4	Pac-10, 25 Coaches	
2009	8	5	0	378	331	5	4	0	205	290	5t	Pac-10	
2010	5	7	0	310	271	3	6	0	175	209	8	Pac-10	
2011	7	6	0	368	314	4	5	0	223	227	4	Pac-12 North Division	
2012	3	9	0	276	397	2	7	0	174	300	5	Pac-12 North Division	
2013	1	11	0	276	551	0	9	0	175	425	6	Pac-12 North Division	Sonny Dykes
2014	5	7	0	459	477	3	6	0	338	397	4	Pac-12 North Division	
2015	8	5	0	493	399	4	5	0	285	298	4t	Pac-12 North Division	
2016	5	7	0	445	511	3	6	0	304	392	4t	Pac-12 North Division	

OVERALL RECORDS

	W-L-T	PCT	PF	PA
NCAA Recognized	658-528-51	.553	25,522	21,394
Rugby	86-22-11	.769	1,602	467
All-Time	744-550-62	.572	27,114	21,851
Conference	296-351-21	.460	13,346	14,146
Collegiate	570-507-37	.528	23,735	20,696

ALL-TIME RESULTS

NOTE: First number in parenthesis is top Cal ranking, second number in parenthesis is top opponent ranking.
*Rugby

1882-83*

2-1-1

Head Coach: None

Captain: W.E. Conner

D2	L	Phoenix Club	4-7	SF
F10	T	Allies	0-0	SF
F24	W	Phoenix Club	7-6	SF
A7	W	Allies	13-0	SF
SF – San Francisco, CA				

1884*

2-0-0

Head Coach: None

Captain: Charles O. Bosse

F9	W	Merions	18-0	SF
M1	W	Wanderers	9-0	SF
SF – San Francisco, CA				

1885*

4-0-1

Head Coach: None

Captain: John G. Sutton

F14	W	Merions	13-0	H
F21	W	Merions	4-0	H
F28	W	Merions	4-0	H
M14	T	Wasps	0-0	H
M28	W	Wasps	2-0	H

1886

6-2-1

Head Coach: Oscar S. Howard

Captain: Frederick C. Turner

J16	W	Wasps	20-2	H
F6	L	Orions	10-12	O
F22	W	Hastings Law College	1-0	H
M13	T	Reliance	12-12	H
M27	W	Reliance	10-0	H
A30	W	Orions	29-2	H
M5	L	Reliance	4-7	H
M21	W	Wasps	1-0	H
M22	W	Hastings Law College	1-0	H
O – Oakland, CA				

1887

4-0-0

Head Coach: None

Captain: Frederick C. Turner

F18	W	S.F. Club	26-0	H
F25	W	Volunteers	14-0	H
M5	W	Reliance	14-6	H
M26	W	Reliance	12-6	H

1888

6-1-0

Head Coach: None

Captain: Charles W. Reed

F18	W	S.F. Club	26-0	H
F25	L	Volunteers	6-10	H
M10	W	S.F. Club	20-0	H
M17	W	Posens	14-0	H
M31	W	Wasps	1-0	H
A21	W	Wasps	1-0	H
A23	W	S.F. Club	36-0	SR
SR – Santa Rosa				

1889

All scheduled games were cancelled due to excessive rains.

1890

4-0-0

Head Coach: None

Captain: Fred W. McNear

J11	W	Posens	6-4	H
F8	W	Posens	16-0	H
F15	W	Posens	11-0	H
M1	W	Posens	12-0	H

1891

0-1-0

Head Coach: None

Captain: John H. White

M7	L	S.F. Club	0-36	H
----	---	-----------	------	---

1892 (SPRING)

4-2-0

Head Coach: None

Captain: George H. Foulks

D12	W	S.F. Boys HS	12-0	H
J5	W	S.F. Boys HS	14-0	H
J12	W	Hopkins Academy	16-4	H
F3	W	Berkeley Gym.	30-0	H
F20	L	Olympic Club	0-6	H
M19	L	Stanford	10-14	SF
SF – San Francisco, CA				

1892

2-1-1

Head Coach: Thomas McClung

Captain: Loren E. Hunt

O26	L	Olympic Club	10-20	SF
N5	W	Olympic Club	16-0	SF
N12	W	Olympic Club	8-4	SF
D17	T	Stanford	10-10	SF
SF – San Francisco, CA				

1893

5-1-1

Head Coach: W.W. Heffelfinger

Captain: H. Percy Benson

O28	W	Reliance Club	30-0	H
N1	W	S.F. All-Stars	14-12	SF
N3	W	Olympic Club	22-10	SF
N11	W	Olympic Club	12-6	SF
N14	W	Reliance Club	22-10	P
N17	L	Reliance Club	4-16	P
N30	T	Stanford	6-6	SF
P – Piedmont, CA; SF – San Francisco, CA				

1894

0-1-2

Head Coach: Charles O. Gill

Captain: H. Percy Benson

O13	T	Reliance Club	12-12	SF
O27	T	Reliance Club	0-0	P
N29	L	Stanford	0-6	SF
P – Piedmont, CA; SF – San Francisco, CA				

1895

3-1-1

Head Coach: Frank Butterworth

Captain: Eddie Sherman

O6	L	Reliance Club	0-4	H
O12	W	Reliance Club	12-0	H
O26	W	Reliance Club	8-0	H
N9	W	Olympic Club	20-0	SF
N28	T	Stanford	6-6	SF
SF – San Francisco, CA				

1896

6-2-2

Head Coach: Frank Butterworth

Captain: A.W. Ransome

O3	L	Reliance Club	2-12	SF
O6	T	Olympic Club	0-0	SF
O10	T	Reliance Club	0-0	SF
O17	W	Olympic Club	24-8	SF
N3	W	Reliance Club	16-10	SF
N26	L	Stanford	0-20	SF
D25	W	Los Angeles A.C.	14-0	A
D29	W	Redlands High	32-0	A
D31	W	San Diego High	52-0	A
J1	W	Whittier School	10-6	A
SF – San Francisco, CA				

1897

0-3-2

Head Coach: Charles P. Nott

Captain: Percy W. Hall

S25	L	Reliance	0-12	H
O2	L	Reliance	0-10	SF
O9	T	Reliance	4-4	H
N6	T	Reliance	4-4	H
N25	L	Stanford	0-28	SF
SF – San Francisco, CA				

1898

8-0-2

Head Coach: Garrett Cochran

Captain: Percy W. Hall

O1	W	Olympic Club	17-0	SF
O8	W	Washington Volunteers	4-0	H
O13	W	Washington Volunteers	44-0	H
O15	W	Olympic Club	18-0	SF
O18	W	Kansas Volunteers	33-0	H
O31	T	Iowa Volunteers	0-0	H
N4	W	St. Mary's	51-0	H
N12	T	Olympic Club	5-5	SF
N24	W	Stanford	22-0	SF
D26	W	Multnomah A.C.	27-0	P
P – Portland, OR; SF – San Francisco, CA				

1899

7-1-1

Head Coach: Garrett Cochran

Captain: James R. Whipple

S30	W	Olympic Club	6-0	H
O14	T	Olympic Club	0-0	SF
O21	W	League of the Cross	11-0	H
N11	W	Olympic Club	15-0	SF
N15	W	Nevada	24-0	H
N18	W	Oregon	12-0	H
N22	W	State Normal	44-0	H
N30	W	Stanford	30-0	SF
D25	L	Carlisle	0-2	SF
SF – San Francisco, CA				

1900

4-2-1

Head Coach: Addison W. Kelly

Captain: Charles A. Pringle

O6	T	Reliance	0-0	H
O20	W	Reliance	5-0	H
N10	W	Reliance	11-0	H
N14	W	Nevada	32-0	H
N17	L	Oregon	0-2	H
N22	W	San Jose Normal	5-0	H
N29	L	Stanford	0-5	SF
SF – San Francisco, CA				

1901

9-0-1

Head Coach: Frank Simpson

Captain: Lloyd A. Womble

S28	T	Reliance	0-0	H
O5	W	Olympic Club	5-0	H
O10	W	Olympic Club	6-0	H
O12	W	Reliance	6-0	H
O26	W	Olympic Club	6-5	SF
N30	W	Nevada	12-0	H
N1	W	Mare Island Marines	16-0	H
N9	W	Stanford	2-0	SF
D25	W	So. Cal. All-Stars	38-0	A
D30	W	Perris Indians	15-10	R
R – Riverside, CA; SF – San Francisco, CA				

1902

8-0-0

Head Coach: James R. Whipple

Captain: William B. Albertson

S27	W	Alumni Club	12-0	H
O4	W	Reliance	16-0	H
O11	W	Alumni Club	44-0	H
O25	W	Reliance	17-0	H
O28	W	'98-'99 Alumni	5-0	H
N1	W	Nevada	29-0	H
N8	W	Stanford	16-0	SF
N28	W	Perris Indians	29-12	R
R – Riverside, CA; SF – San Francisco, CA				



ALL-TIME RESULTS (continued)

1903

6-1-2

Head Coach: James R. Whipple

Captain: Orval F.

S26	T	Reliance	0-0	H
03	W	Navy Hospital	51-0	H
010	W	Reliance	7-0	H
014	W	Reliance	5-0	H
024	W	Chemawa Indians	40-0	H
028	W	Alumni	6-0	H
031	W	Multnomah A.C.	11-0	H
N7	L	Nevada	2-6	H
N14	T	Stanford	6-6	SF
SF - San Francisco, CA				

1904

6-1-1

Head Coach: James Hopper

Captain: Benjamin K. Stroud

01	W	Sherman Indians	6-0	H
08	W	Olympic Club	10-0	H
018	W	Multnomah A.C.	20-0	H
022	W	Oregon	12-0	H
029	W	Pomona	5-0	H
N5	W	Nevada	16-0	H
N12	L	Stanford	0-18	H
N24	T	Washington	6-6	A

1905

4-1-2

Head Coach: J.W. Knibbs

Captain: James A. Force

S30	W	St. Vincent's	23-0	H
07	T	Williamette	0-0	H
012	T	Oregon	0-0	H
021	W	Sherman Indians	21-0	LA
028	W	Oregon Aggies	10-0	H
N4	W	Nevada	16-0	H
N11	L	Stanford	5-12	A
LA - Los Angeles, CA				

1906*

2-4-0

Head Coach: Oscar Taylor

Captain: Calvin W. Haffey

017	L	S.F. All-Stars	5-8	H
020	W	Pomona	6-0	H
024	W	Vancouver	5-0	H
027	L	Vancouver	0-3	H
N3	L	Nevada	0-3	H
N10	L	Stanford	3-6	H

1907*

4-3-0

Head Coach: Oscar Taylor

Captain: Walter Fuller

S14	L	Barbarians	0-6	H
S21	W	Barbarians	9-0	H
05	W	Barbarians	6-0	H
019	W	Nevada	25-0	H
023	W	Vancouver	16-12	H
028	L	Vancouver	0-3	H
N9	L	Stanford	11-21	A

1908*

7-3-1

Head Coach: Oscar Taylor

Captain: Ralph H. Butler

S19	W	Olympic Club	14-0	H
S26	W	Barbarians	3-0	H
03	W	Olympic Club	14-3	H
010	L	Barbarians	0-11	H
021	W	St. Mary's	32-0	H
024	W	Barbarians	17-6	H
028	T	Vancouver	3-3	H
031	L	Vancouver	0-3	H
N3	W	Olympic Club	17-8	H
N7	W	Nevada	11-0	H
N14	L	Stanford	3-12	H

1909*

12-3-1

Head Coach: James G. Schaeffer

Captain: Cedric Cerf

S4	W	Reliance	39-0	H
S9	W	Barbarians	6-3	H
S11	W	Reliance	30-0	H
S18	W	Olympic Club	16-0	H
S25	L	Barbarians	3-6	H
02	T	Castaways	10-10	LA
04	W	So. Cal All-Stars	19-3	LA
09	W	Barbarians	6-0	H
023	W	Olympic Club	19-0	H
027	W	Vancouver	24-3	H
030	W	Vancouver	39-0	H
N6	W	Nevada	24-8	H
N13	W	Stanford	19-13	A
D25	L	Vancouver	0-3	A
D29	L	Vancouver	0-5	A
J1	W	Vancouver	14-3	A
LA - Los Angeles, CA				

1910*

12-0-2

Head Coach: James G. Schaeffer

Captain: Jay Dwiggins, Jr.

S10	W	Barbarians	9-0	H
S17	W	Barbarians	32-5	H
S24	W	Olympic Club	17-3	H
01	W	Barbarians	26-0	H
08	W	Olympic Club	16-0	H
019	W	Barbarians	22-0	H
022	W	Olympic Club	40-10	H
026	W	St. Mary's	6-0	H
029	W	Olympic Club	18-0	H
N5	W	Nevada	62-0	H
N12	W	Stanford	25-6	H
D26	T	Victoria All-Stars	0-0	A
D29	W	Victoria All-Stars	3-0	A
J1	T	Victoria All-Stars	3-3	A

1911*

11-2-1

Head Coach: James G. Schaeffer

Captain: Amos W. Elliott

S9	W	Barbarians	11-0	H
S16	W	Olympic Club	8-0	H
S23	W	Barbarians	31-3	H
S30	W	Olympic Club	16-8	H
07	W	Nevada	29-0	A
014	W	Barbarians	14-3	H
021	W	Olympic Club	18-3	H
025	W	B.C. All-Stars	21-0	H
028	W	B.C. All-Stars	24-0	H
N4	W	Olympic Club	60-0	H
N11	W	Stanford	21-3	A
D25	T	Victoria All-Stars	0-0	A
D28	L	Victoria All-Stars	3-6	A
J1	L	Victoria All-Stars	0-8	A

1912*

10-2-1

Head Coach: James G. Schaeffer

Captain: John A. Stroud, Jr.

S9	W	Barbarians	8-3	H
S14	W	Olympic Club	5-3	H
S21	W	Barbarians	16-0	H
S28	W	Olympic Club	9-0	H
05	W	Nevada	34-0	H
09	W	St. Mary's	21-0	H
012	W	Olympic Club	5-0	H
019	W	Barbarians	16-3	H
026	L	Australia Waratahs	0-18	H
030	W	Australia Waratahs	6-5	H
N2	L	Australia Waratahs	3-23	H
N9	T	Stanford	3-3	H
N28	W	USC	18-0	H

1913*

6-3-3

Head Coach: James G. Schaeffer

Captain: Stirling B. Peart

S9	T	Titans	6-6	H
S13	T	Barbarians	0-0	H
S20	W	Titans	4-3	H
S27	W	Barbarians	21-0	H
04	W	UC Alumni Club	18-0	H
08	L	N.Z. All-Blacks	0-31	H
011	W	Santa Clara	6-3	H
018	W	UC Alumni Club	13-3	H
025	L	N.Z. All-Blacks	3-38	H
N8	L	Stanford	8-13	A
N22	W	Barbarians	23-10	SF
N27	T	USC	3-3	A
SF - San Francisco, CA				

1914*

14-1-0

Head Coach: James G. Schaeffer

Captain: Joseph L. McKim

S5	W	Olympic Club	8-3	H
S9	W	Titans	8-3	H
S12	W	Barbarians	12-5	H
S19	W	UC Alumni	17-5	H
S26	W	Olympic Club	13-3	H
03	W	Titans	17-3	H
010	W	UC Alumni	22-3	H
017	W	Barbarians	11-0	H
021	W	St. Mary's	28-0	H
024	W	Titans	18-0	H
028	W	St. Mary's	24-3	H
031	W	Santa Clara	25-0	H
N7	W	UC Alumni	27-3	H
N14	L	Stanford	8-26	H
N28	W	Nevada	38-3	A

1915

8-5-0

Head Coach: James G. Schaeffer

Captain: Clifford G. Canfield

S11	W	Olympic Club	17-0	H
S18	L	Commerical Club	0-10	H
S25	W	Olympic Club	18-2	H
02	W	Olympic Club	19-9	H
09	W	Originals	7-0	H
016	W	Sherman Indians	44-7	H
020	L	St. Mary's	6-7	H
023	L	USC	10-28	H
030	W	St. Mary's	10-9	H
N6	L	Washington	0-72	H
N13	L	Washington	7-13	A
N20	W	Nevada	81-6	R
N25	W	USC	23-21	A
R - Reno, NV				

1916

6-4-1, 0-3-0 PCC (4th)

Head Coach: Andy Smith

Captain: Willis R. Montgomery

S16	W	Olympic Club	23-0	H
S23	W	Originals	23-0	H
S30	T	Olympic Club	0-0	H
07	W	Originals	13-0	H
014	W	Whittier	21-17	H
021	L	Oregon	14-39	H
028	L	Occidental	13-14	H
N4	W	USC	27-0	A
N11	W	St. Mary's	48-6	H
N18	L	Washington	3-13	H
N30	L	Washington	7-14	A

ALL-TIME RESULTS (continued)

1917

5-5-1, 2-1-0 PCC (2nd)

Head Coach: Andy Smith

Captains: Daniel P. Foster, Fred T. Brooks

S15	L	Mare Island Marines	0-27	H
S22	L	Olympic Club	2-6	H
S29	L	Mare Island Marines	0-26	H
O6	W	Olympic Club	40-0	H
O13	W	Navy Hospital Corps	33-7	H
O20	W	Occidental	20-0	H
O27	W	Oregon Aggies	14-3	H
N3	W	Washington	27-0	H
N10	L	St. Mary's	13-14	H
N17	L	Oregon	0-21	A
N29	T	USC	0-0	A

1918

7-2-0, 2-0-0 PCC (1st)

Head Coach: Andy Smith

PACIFIC COAST CONFERENCE
CHAMPIONS

Captain: Carlton G. Wells

O5	L	Ft. MacDowell	7-21	H
O12	W	S.F. Presidio	13-7	H
O19	W	Fort Scott	1-0	H
N9	W	St. Mary's	40-14	H
N16	L	Mather Field	0-13	H
N23	W	Oregon	6-0	H
N30	W	Stanford	67-0	H
D7	W	San Pedro Navy	20-0	H
D14	W	USC	33-7	A

1919

6-2-1, 2-2-0 PCC (3rd-T)

Head Coach: Andy Smith

Captain: Fred T. Brooks

S27	W	Olympic Club	12-0	H
O4	T	Olympic Club	6-6	H
O11	W	St. Mary's	19-0	H
O18	W	Occidental	61-0	H
O25	L	Washington State	0-14	H
N1	W	Oregon Aggies	21-14	H
N8	W	USC	14-13	A
N22	W	Stanford	14-10	A
N27	L	Washington	0-7	A

1920

9-0-0, 3-0-0 PCC (1st-T)

Head Coach: Andy Smith

PACIFIC COAST CONFERENCE
CHAMPIONS

Captain: Olin C. Majors

S25	W	Olympic Club	21-0	H
O2	W	Mare Island Marines	88-0	H
O9	W	St. Mary's	127-0	H
O16	W	Nevada	79-7	H
O23	W	Utah	63-0	H
O30	W	Oregon Aggies	17-7	A
N6	W	Washington State	49-0	H
N20	W	Stanford	38-0	H
ROSE BOWL				
J1	W	Ohio State	28-0	P
P - Pasadena, CA				

1921

9-0-1, 3-0-0 PCC (1st-T)

Head Coach: Andy Smith

PACIFIC COAST CONFERENCE
CHAMPIONS

Captain: George H. Latham

S24	W	St. Mary's	21-0	H
O1	W	Olympic Club	14-0	H
O8	W	Nevada	51-6	H
O15	W	Pacific Fleet	21-10	H
O22	W	Oregon	39-0	H
O29	W	Washington State	14-0	Po
N5	W	USC	38-7	H
N12	W	Washington	72-3	H
N19	W	Stanford	42-7	A

ROSE BOWL

J1 T Washington & Jefferson 0-0 Pa
Po - Portland, OR; Pa - Pasadena, CA

1922

9-0-0, 4-0-0 PCC (1st-T)

Head Coach: Andy Smith

PACIFIC COAST CONFERENCE
CHAMPIONS

Captain: Charles F. Erb, Jr.

S30	W	Santa Clara	45-14	H
O7	W	Mare Island Marines	80-0	H
O14	W	St. Mary's	41-0	H
O21	W	Olympic Club	25-0	H
O28	W	USC	12-0	A
N4	W	Washington State	61-0	H
N11	W	Washington	45-7	A
N18	W	Nevada	61-13	H
N25	W	Stanford	28-0	A

1923

9-0-1, 5-0-0 PCC (1st-T)

Head Coach: Andy Smith

PACIFIC COAST CONFERENCE
CHAMPIONS

Captain: Donald P. Nichols

S22	W	Alumni All-Stars	3-0	H
S29	W	St. Mary's	49-0	H
O6	W	Santa Clara	48-0	H
O13	W	Olympic Club	16-0	H
O20	W	Oregon Aggies	26-0	H
O27	W	Washington State	9-0	P
N3	T	Nevada	0-0	H
N10	W	USC	13-7	A
N17	W	Washington	9-0	H
N24	W	Stanford	9-0	H
P - Portland, OR				

1924

8-0-2, 2-0-2 PCC (2nd)

Head Coach: Andy Smith

Captain: Edwin C. Horrell

S27	W	Santa Clara	13-7	H
O4	W	St. Mary's	17-7	H
O11	W	Pomona	28-0	H
O18	W	Olympic Club	9-3	H
O25	W	Washington State	20-7	H
N1	W	USC	7-0	H
N8	T	Washington	7-7	A
N15	W	Nevada	27-0	H
N22	T	Stanford	20-20	H
J1	W	Pennsylvania	14-0	H

1925

6-3-0, 2-2-0 Overall (5th)

Head Coach: Andy Smith

Captain: Talma W. Imlay

S26	W	Santa Clara	28-0	H
O3	W	Nevada	54-0	H
O10	L	Olympic Club	0-15	H
O17	W	St. Mary's	6-0	H
O24	W	Oregon	28-0	P
O31	W	Pomona	27-0	LA
N7	W	Washington State	35-7	H
N14	L	Washington	0-7	H
N21	L	Stanford	14-27	A
P - Portland, OR; LA - Los Angeles, CA				

1926

3-6-0, 0-5-0 PCC (9th)

Head Coach: Clarence M. Price

Captain: Bert Griffin

S25	W	Santa Clara	13-6	H
O2	W	Olympic Club	32-0	H
O9	L	St. Mary's	7-26	H
O16	L	Oregon Aggies	7-27	H
O23	L	USC	0-27	H
O30	L	Oregon	13-21	H
N6	L	Washington	7-13	A
N13	W	Nevada	20-6	H
N20	L	Stanford	6-41	H

1927

7-3-0, 2-3-0 PCC (5th-T)

Head Coach: Clarence M. Price

Captain: Fritz Coltrin

S24	W	Santa Clara	14-6	H
O1	W	Nevada	54-0	H
O8	W	St. Mary's	13-0	H
O15	W	Oregon	16-0	P
O22	W	Olympic Club	21-0	H
O29	L	USC	0-13	A
N5	W	Montana	33-13	H
N12	L	Washington	0-6	H
N19	L	Stanford	6-13	A
D31	W	Pennsylvania	27-13	H
P - Portland, OR				

1928

6-2-2 Overall, 3-0-2 PCC (2nd)

Head Coach: Clarence M. Price

Captain: Irvine Phillips

S29	W	Santa Clara	22-0	H
O6	W	St. Mary's	7-0	H
O13	W	Washington State	13-3	H
O20	T	USC	0-0	H
O27	L	Olympic Club	0-12	H
N3	W	Oregon	13-0	H
N10	W	Washington	6-0	A
N17	W	Nevada	60-0	H
N24	T	Stanford	13-13	H
ROSE BOWL				
J1	L	Georgia Tech	7-8	P
P - Pasadena, CA				

1929

7-1-1, 4-1-0 PCC (3rd-T)

Head Coach: Clarence M. Price

Captain: Roy Riegels

S28	W	Santa Clara	27-6	H
O5	T	St. Mary's	0-0	H
O12	W	Washington State	14-0	H
O19	W	Pennsylvania	12-7	A
O26	W	Olympic Club	21-19	H
N2	W	USC	15-7	A
N9	W	Montana	53-18	H
N16	W	Washington	7-0	H
N23	L	Stanford	6-21	A

1930

4-5-0, 1-4-0 PCC (8th-T)

Head Coach: Clarence M. Price

Captain: Carl Handy

S27	W	Santa Clara	19-7	H
O4	L	Washington State	0-16	H
O11	W	St. Mary's	7-6	H
O18	L	Olympic Club	7-13	H
O25	L	Washington	0-13	A
N1	W	Montana	46-0	H
N8	L	USC	0-74	A
N15	W	Nevada	8-0	H
N22	L	Stanford	0-41	H

1931

8-2-0, 4-1-0 PCC (2nd)

Head Coach: William A. Ingram

Captain: Edwin Griffiths

S26	W	Santa Clara	6-2	H
O3	L	St. Mary's	0-14	H
O10	W	Olympic Club	6-0	H
O17	W	Washington State	13-7	P
O24	L	USC	0-6	H
O31	W	Nevada	25-6	H
N7	W	Washington	13-0	H
N14	W	Idaho	18-0	H
N21	W	Stanford	6-0	A
D26	W	Georgia Tech	19-6	A
P - Portland, OR				

1932

7-3-2, 2-2-1 PCC (5th-T)

Head Coach: William A. Ingram

Captain: Richard C. Tozer

S17	W	California Aggies	20-6	H
S17	W	West Coast Navy	13-0	H
S24	L	Santa Clara	0-12	H
O1	W	Olympic Club	22-6	H
O8	T	St. Mary's	12-12	H
O15	L	Washington State	2-7	H
O22	W	Washington	7-6	A
O29	W	Nevada	38-0	H
N5	L	USC	7-27	A
N12	W	Idaho	21-6	H
N19	T	Stanford	0-0	H
D17	W	Georgia Tech	27-7	H

ALL-TIME RESULTS (continued)

1933

6-3-2, 2-2-2 PCC (6th)

Head Coach: William A. Ingram

Captain: John Ransome

S23	L	Santa Clara	0-7	H
S30	W	California Aggies	39-0	H
S30	W	Nevada	34-0	H
O7	W	St. Mary's	14-13	H
O14	W	Olympic Club	23-0	H
O21	T	Washington State	6-6	A
O28	L	USC	3-6	H
N4	T	UCLA	0-0	A
N11	W	Washington	33-0	H
N18	W	Idaho	6-0	H
N25	L	Stanford	3-7	A

1934

6-6-0, 3-2-0 PCC (5th)

Head Coach: William A. Ingram

Captain: Arleigh Williams

S29	W	California Aggies	54-0	H
S29	W	Nevada	33-0	H
O6	L	St. Mary's	0-7	H
O13	W	Pacific	7-6	H
O20	W	UCLA	3-0	H
O27	L	Washington	7-13	A
N3	L	Santa Clara	0-20	H
N10	W	USC	7-2	A
N17	W	Idaho	45-13	H
N24	L	Stanford	7-9	H
D25	L	Honolulu Twn Tm.	13-26	A
J1	L	Hawai'i	0-14	A

1935

9-1-0, 4-1-0 PCC (1st-T)

Head Coach: Leonard B. Allison

PACIFIC COAST CONFERENCE
CO-CHAMPIONS

Captain: Larry Lutz

S28	W	California Aggies	47-0	H
S28	W	Whittier	6-0	H
O5	W	St. Mary's	10-0	H
O12	W	Oregon	6-0	P
O19	W	Santa Clara	6-0	H
O26	W	USC	21-7	H
N2	W	UCLA	14-2	A
N9	W	Washington	14-0	H
N16	W	Pacific	39-0	H
N23	L	Stanford	0-13	A
P - Portland, OR				

1936

6-5-0, 4-3-0 Pac-10 (4th)

Head Coach: Leonard B. Allison

Captain: Ray Nordstrom

S26	W	Pacific	14-0	H
S26	W	California Aggies	39-0	H
O3	L	St. Mary's	0-10	H
O10	W	Oregon State	7-0	P
O17	L	UCLA	6-17	H
O24	L	Washington (8)	0-13	A
O31	L	Washington State	13-14	H
N7	W	USC (11)	13-7	A
N14	W	Oregon	28-0	H
N21	W	Stanford	20-0	H
N28	L	Georgia Tech	7-13	A
P - Portland, OR				

1937

10-0-1, 6-0-1 PCC (1st)

Final AP Ranking: No. 2

Head Coach: Leonard B. Allison

PACIFIC COAST CONFERENCE
CHAMPIONS

Captain: John Meek

S25	W	St. Mary's	30-7	H
O2	W	Oregon State	24-6	H
O9	W	Washington State	27-0	H
O16	W	California Aggies	14-0	H
O16	W	Pacific	20-0	H
O23	W	(1) USC (11)	20-6	H
O30	W	(1) UCLA	27-14	A
N6	T	(1) Washington	0-0	H
N13	W	(2) Oregon	26-0	Po
N20	W	(2) Stanford (13)	13-0	A

ROSE BOWL

J1	W	(2) Alabama (4)	13-0	Pa
Po - Portland, OR; Pa - Pasadena, CA				

1938

10-1-0, 6-1-0 PCC (1st-T)

Final AP Ranking: No. 14

Head Coach: Leonard B. Allison

PACIFIC COAST CONFERENCE
CO-CHAMPIONS

Captain: Vic Bottari

S24	W	St. Mary's	12-7	H
O1	W	Washington State	27-3	A
O8	W	California Aggies	48-0	H
O8	W	Pacific	39-0	H
O15	W	UCLA	20-7	H
O22	W	(3) Washington	14-7	A
O29	W	(3) Oregon State	13-7	H
N5	L	(3) USC (13)	7-13	A
N12	W	(14) Oregon	20-0	H
N19	W	(9) Stanford	6-0	H
D26	W	(9) Georgia Tech	13-0	H

1939

3-7-0, 2-5-0 PCC (8th)

Head Coach: Leonard B. Allison

Captain: Louie Smith

S30	W	California Aggies	32-14	H
S30	L	Pacific	0-6	H
O7	L	St. Mary's	3-7	H
O14	L	Oregon	0-6	H
O21	W	Washington State	13-7	H
O28	L	USC (8)	0-26	H
N4	L	UCLA (19)	7-20	A
N11	L	Washington	6-13	H
N18	L	Oregon State (19)	0-21	A
N25	W	Stanford	32-14	A

1940

4-6-0, 3-4-0 PCC (6th)

Head Coach: Leonard B. Allison

Captain: Bill Elmore

S28	L	Michigan	0-41	H
O5	W	St. Mary's	9-6	H
O12	L	Washington State	6-9	H
O19	W	UCLA	9-7	H
O26	L	Washington (16)	6-7	A
N2	L	Oregon State	13-19	H
N9	W	USC	20-7	A
N16	W	Oregon	14-6	H
N30	L	Stanford (3)	7-13	H
D28	L	Georgia Tech	0-13	A

1941

4-5-0, 3-4-0 PCC (7th)

Head Coach: Leonard B. Allison

Captains: Bob Reinhard,

Jack McQuary

S27	W	St. Mary's	31-0	H
O4	L	Washington State	6-13	A
O11	L	Santa Clara	0-13	H
O18	L	Oregon	7-19	P
O25	W	USC	14-0	H
N1	W	UCLA	27-7	A
N8	L	Washington	6-13	H
N15	L	Oregon State	0-6	H
N29	W	Stanford	16-0	A
P - Portland, OR				

1942

5-5-0, 3-4-0 PCC (7th)

Head Coach: Leonard B. Allison

Captains: Jim Jurkovich,

John Ferguson

S26	W	St. Mary's	6-0	H
O3	L	Oregon State	8-13	A
O10	L	Santa Clara	6-7	H
O17	L	UCLA	0-21	H
O24	W	Washington	19-6	A
O31	W	Oregon	20-7	H
N7	L	USC	7-21	A
N14	W	Montana	13-0	H
N21	L	Stanford	7-26	H
D12	W	Navy Pre-Flight	12-6	H

1943

4-6-0, 2-2-0 PCC (2nd)

Head Coach: Leonard B. Allison

Captain: Art Honegger

S25	W	St. Mary's	27-12	H
O2	L	USC	0-7	H
O9	L	Pacific (20)	6-12	H
O16	W	UCLA	13-0	A
O23	L	St. Mary's Pre-Flight	0-39	H
O30	L	(20) USC (5)	0-13	A
N6	W	San Francisco	32-0	H
N13	W	UCLA	13-6	H
N20	L	Alameda Coast Guard	0-7	H
N27	L	Del Monte Pre-Flight (10)	8-47	H

1944

3-6-1, 1-3-1 PCC (4th)

Head Coach: Leonard B. Allison

Captains: Game Captains

S23	W	St. Mary's	31-7	H
S30	W	UCLA	6-0	H
O7	T	USC	6-6	A
O14	W	Pacific	14-0	H
O21	L	(12) Fleet City	2-19	H
O28	L	Washington	7-33	H
N4	L	Coast Guard	6-12	H
N11	L	UCLA	0-7	A
N18	L	USC (12)	0-32	H
N25	L	St. Mary's Pre-Flight	6-33	H

1945

4-5-1, 2-4-1 PCC (6th)

Head Coach: Buck Shaw

Captains: Game Captains

S22	L	St. Mary's	13-20	H
S29	L	USC	2-13	H
O6	W	Washington	27-14	H
O13	L	UCLA	0-13	A
O27	W	Nevada	19-6	H
N3	T	Washington State	7-7	H
N10	L	USC	0-14	A
N17	L	Oregon	13-20	H
N24	W	UCLA (12)	6-0	H
D1	W	St. Mary's Pre-Flight	6-0	H

1946

2-7-0, 1-6-0 PCC (9th)

Head Coach: Frank Wickhorst

Captain: Harry Pieper

S28	L	Wisconsin	7-28	H
O5	L	Oregon	13-14	H
O12	W	St. Mary's (16)	20-13	H
O19	L	UCLA (4)	6-13	H
O26	L	Washington	6-20	A
N2	W	Washington State	47-14	H
N9	L	USC (14)	0-14	A
N16	L	Oregon State	7-28	H
N23	L	Stanford	6-25	H

1947

9-1-0, 5-1-0 PCC (2nd-T)

Final AP Ranking: No. 15

Head Coach: Pappy Waldorf

Captains: John Graves,

Harry Agler

S20	W	Santa Clara	33-7	H
S27	W	Navy	14-7	H
O4	W	St. Mary's	45-6	H
O11	W	(8) Wisconsin	48-7	A
O18	W	(4) Washington State	21-6	H
O25	L	(4) USC (10)	14-39	H
N1	W	(14) UCLA (19)	6-0	A
N8	W	(12) Washington	13-7	H
N15	W	(10) Montana	60-14	H
N22	W	(9) Stanford	21-18	A

1948

10-1-0, 6-0-0 PCC (1st-T)

Final AP Ranking: No. 4

Head Coach: Pappy Waldorf

PACIFIC COAST CONFERENCE

CO-CHAMPIONS

Captain: Gene Frassetto

S18	W	Santa Clara	41-19	H
S25	W	Navy	21-7	B
O2	W	St. Mary's	20-0	H
O9	W	(9) Wisconsin	40-14	H
O16	W	(6) Oregon State	42-0	H
O23	W	(4) Washington	21-0	A
O30	W	(4) USC	13-7	A
N6	W	(5) UCLA	28-13	H
N13	W	(4) Washington State	44-14	H
N20	W	(4) Stanford	7-6	H

ROSE BOWL

J1	L	(4) Northwestern (7)	14-20	P
P - Pasadena, CA; B - Baltimore, MD				

ALL-TIME SCORES (continued)

1949

10-1-0, 7-0-0 PCC (1st)

Final AP Ranking: No. 3

Head Coach: Pappy Waldorf
PACIFIC COAST CONFERENCE

CHAMPIONS

Captains: Rod Franz, Jim Turner

S17	W	Santa Clara	21-7	H
S24	W	St. Mary's	29-7	H
O1	W	Oregon State	41-0	Po
O8	W	(10) Wisconsin	35-20	A
O15	W	(9) USC (12)	16-10	H
O22	W	(5) Washington	21-7	H
O29	W	(4) UCLA (20)	35-21	A
N5	W	(4) Washington State	33-14	H
N12	W	(4) Oregon	41-14	H
N19	W	(3) Stanford (12)	33-14	A

ROSE BOWL

J2	L	(3) Ohio State (6)	14-17	Pa
----	---	--------------------	-------	----

Po - Portland, OR; Pa - Pasadena, CA

1950

9-1-1, 5-0-1 PCC (1st)

Final AP Ranking: No. 5

Final UPI Ranking: No. 4

Head Coach: Pappy Waldorf
PACIFIC COAST CONFERENCE

CHAMPIONS

Captains: Pete Schabarum,
Jim Monachino

S23	W	(14) Santa Clara	27-9	H
S30	W	(14) Oregon	28-7	Po
O7	W	(9) Pennsylvania (20)	14-7	H
O14	W	(7) USC	13-7	A
O21	W	(5) Oregon State	27-0	H
O28	W	(5) St. Mary's	40-25	H
N4	W	(6) Washington (12)	14-7	A
N11	W	(6) UCLA (19)	35-0	H
N18	W	(4) San Francisco	13-7	H
N25	T	(4) Stanford	7-7	H

ROSE BOWL

J1	L	(5) Michigan (9)	6-14	Pa
----	---	------------------	------	----

Po - Portland, OR; Pa - Pasadena, CA

1951

8-2-0, 5-2-0 PCC (3rd)

Final AP Ranking: No. 12

Head Coach: Pappy Waldorf

Captains: Les Richter,

Charlie Harris

S22	W	(5) Santa Clara	34-0	H
S29	W	Pennsylvania	35-0	A
O6	W	(2) Minnesota	55-14	H
O13	W	(2) Washington State	42-35	A
O20	L	(1) USC (11)	14-21	H
O27	W	(9) Oregon State (6)	35-14	H
N3	L	(9) UCLA	7-21	A
N10	W	(17) Washington	37-28	H
N17	W	(16) Oregon	28-26	H
N24	W	(19) Stanford (3)	20-7	A

1952

7-3-0, 3-3-0 PCC (4th)

Head Coach: Pappy Waldorf

Captains: John Olszewski,
Bill Mais

S20	W	(8) Pacific	34-13	H
S27	W	(8) Missouri	28-14	H
O4	W	(4) Minnesota	49-13	A
O11	W	(3) Oregon	41-7	P
O18	W	(3) Santa Clara	27-7	H
O25	L	(4) USC (7)	0-10	A
N1	L	(11) UCLA (7)	7-28	H
N8	L	Washington	7-22	A
N15	W	Washington State	28-13	H
N22	W	Stanford	26-0	H

P - Portland, OR

1953

4-4-2, 2-2-2 PCC (4th)

Head Coach: Pappy Waldorf

Captains: Tom Dutton, Al Talley

S19	L	(14) Baylor (20)	0-25	H
S26	W	(14) Oregon State	26-0	P
O3	L	Ohio State (6)	19-33	H
O10	W	Pennsylvania (20)	40-0	A
O17	W	(16) San Jose State	34-14	H
O24	L	USC (11)	20-32	H
O31	L	UCLA (10)	7-20	A
N7	W	Washington	53-25	H
N14	T	Oregon	0-0	H
N21	T	Stanford (16)	21-21	A

P - Portland, OR

1954

5-5-0, 4-3-0 PCC (4th)

Head Coach: Pappy Waldorf

Captains: Paul Larson,
Jim Hanifan, Matt Hazeltine

S18	L	(12) Oklahoma (2)	13-27	H
S25	W	(17) San Jose State	45-0	H
O2	L	(18) Ohio State (14)	13-21	A
O9	L	Oregon	27-33	H
O16	W	Washington State	17-7	H
O23	L	USC (17)	27-29	A
O30	L	UCLA (3)	6-27	H
N6	W	Washington	27-6	A
N13	W	Oregon State	46-7	H
N20	W	Stanford	28-20	H

1955

2-7-1, 1-5-1 PCC (7th)

Head Coach: Pappy Waldorf

Captain: Jim Carmichael

S17	L	Pittsburgh	7-27	A
S24	L	Illinois	13-20	H
O1	W	Pennsylvania	27-7	H
O8	T	Washington State	20-20	H
O15	L	Oregon	0-21	P
O22	L	USC (10)	6-33	H
O29	L	UCLA (6)	0-47	A
N5	W	Washington	20-6	H
N12	L	Oregon State	14-16	H
N19	L	Stanford (18)	0-19	A

P - Portland, OR

1956

3-7-0, 2-5-0 PCC (8th)

Head Coach: Pappy Waldorf

Captains: Don Gilkey,
Herb Jackson

S22	L	Baylor	6-7	H
S29	L	Illinois	20-32	A
O6	W	Pittsburgh (7)	14-0	H
O13	L	Oregon State	13-21	A
O20	L	UCLA	20-34	H
O27	W	Washington	16-7	A
N3	L	Oregon	6-28	H
N10	L	USC (16)	7-20	A
N17	L	Washington State	13-14	H
N24	W	Stanford	20-18	H

1957

1-9-0, 1-6-0 PCC (7th-T)

Head Coach: Pete Elliott

Captains: Mike White,
Bob Currie, Art Forbes

S21	L	SMU	6-13	H
S28	L	Washington State	7-13	A
O5	L	Michigan State (2)	0-19	H
O12	L	Navy	6-21	H
O19	W	USC	12-0	H
O26	L	Oregon (18)	6-24	A
N2	L	UCLA	14-16	A
N9	L	Oregon State	19-21	H
N16	L	Washington	27-35	H
N23	L	Stanford	12-14	A

1958

7-4-0, 6-1-0 PCC (1st)

Final AP Ranking: No. 16

Head Coach: Pete Elliott

PACIFIC COAST CONFERENCE
CHAMPIONS

Captains: Joe Kapp, Jack Hart

S20	L	Pacific	20-24	H
S27	L	Michigan State (4)	12-32	A
O4	W	Washington State	34-14	H
O11	W	Utah	36-21	H
O18	W	USC	14-12	A
O25	W	Oregon	23-6	H
N1	L	Oregon State	8-14	A
N8	W	UCLA	20-17	H
N15	W	Washington	12-7	A
N22	W	(19) Stanford	16-15	H

ROSE BOWL

J1	L	(16) Iowa (2)	12-38	P
----	---	---------------	-------	---

P - Pasadena, CA

1959

2-8-0, 1-3-0 AAWU (4th)

Head Coach: Pete Elliott

Captains: Pat Newell, Pete Domoto

S19	W	Washington State	20-6	S
S26	L	Iowa (13)	12-42	H
O3	L	Texas (10)	0-33	A
O10	L	Notre Dame	6-28	H
O17	L	UCLA	12-19	A
O24	L	Oregon State	20-24	H
O31	L	USC (6)	7-14	H
N7	L	Oregon (15)	18-20	A
N14	L	Washington (13)	0-20	H
N21	W	Stanford	20-17	A

S - Seattle, WA

1960

2-7-1, 1-3-0 AAWU (4th)

Head Coach: Marv Levy

Captains: Steve Bates, Bill Patton

S17	L	Tulane	3-7	H
S24	L	Notre Dame	7-21	A
O1	L	Army	10-28	H
O8	T	Washington State	21-21	H
O15	L	USC	10-27	A
O22	L	Oregon	0-20	H
O29	W	Oregon State (15)	14-6	A
N5	L	UCLA (15)	0-28	H
N12	L	Washington (6)	7-27	A
N19	W	Stanford	21-10	H

1961

1-8-1, 1-3-0 AAWU (4th-T)

Head Coach: Marv Levy

Captain: Jim Burress

S23	L	Texas (4)	3-28	H
S30	L	Iowa (1)	7-28	A
O7	T	Missouri	14-14	A
O14	W	Washington	21-14	H
O21	L	USC	14-28	H
O28	L	Penn State	16-33	A
N4	L	UCLA	15-35	A
N11	L	Air Force	14-15	H
N18	L	Kansas	7-53	H
N25	L	Stanford	7-20	A

1962

1-9-0, 0-4-0 AAWU (6th)

Head Coach: Marv Levy

Captain: Larry Balliett

S22	L	Missouri	10-21	H
S29	W	San Jose State	25-8	H
O6	L	Pittsburgh	24-26	H
O13	L	Duke	7-21	A
O20	L	USC (3)	6-32	A
O27	L	Penn State	21-23	H
N3	L	UCLA	16-26	H
N10	L	Washington	0-27	A
N17	L	Kansas	21-33	A
N24	L	Stanford	13-30	H

1963

4-5-1, 1-3-0 AAWU (5th)

Head Coach: Marv Levy

Captain: Jim Anderson

S21	W	Iowa State	15-8	H
S28	L	Illinois	0-10	A
O5	L	Pittsburgh (9)	15-35	A
O12	T	Duke	22-22	H
O19	W	San Jose State	34-13	H
O26	L	USC	6-36	H
N2	W	UCLA	25-0	A
N9	L	Washington	26-39	H
N16	W	Utah	35-22	A
N30	L	Stanford	17-28	A

ALL-TIME SCORES (continued)

1964

3-7-0, 0-4-0 AAWU (8th)
Head Coach: Ray Willsey
Captains: Craig Morton, Ron Calegari

S19 W Missouri	21-14	H
S26 L Illinois (3)	14-20	H
O3 L Minnesota	20-26	H
O10 W Miami, Fla.	9-7	A
O17 W Navy	27-13	H
O24 L USC	21-26	A
O31 L UCLA	21-25	H
N7 L Washington	16-21	A
N14 L Utah	0-14	H
N21 L Stanford	3-21	H

1965

5-5-0, 2-3-0 AAWU (5th-T)
Head Coach: Ray Willsey
Captains: Jim Phillips, Stan Dzura

S18 L Notre Dame (3)	6-48	H
S25 L Michigan (4)	7-10	A
O2 W Kansas	17-0	H
O9 W Air Force	24-7	A
O16 W Washington	16-12	H
O23 L UCLA	3-56	A
O30 W Penn State	21-17	H
N6 L USC (6)	0-35	H
N13 W Oregon	24-0	P
N20 L Stanford	7-9	A

P - Portland, OR

1966

3-7-0, 2-3-0 AAWU (5th-T)
Head Coach: Ray Willsey
Captains: John Beasley, Dan Goich

S17 W Washington State	21-6	S
S24 L Michigan (9)	7-17	H
O1 W Pittsburgh	30-15	H
O8 L San Jose State	0-24	H
O15 W Washington	24-20	A
O22 L UCLA (3)	15-28	H
O29 L Penn State	15-33	A
N5 L USC (9)	9-35	A
N12 L Army	3-6	H
N19 L Stanford	7-13	H

S - Seattle, WA

1967

5-5-0, 2-3-0 AAWU (6th)
Head Coach: Ray Willsey
Captains: Bob Crittenden, George Gearhart

S16 W Oregon	21-13	H
S23 L Notre Dame (1)	8-41	A
S30 W Michigan	10-9	H
O7 W Air Force	14-12	H
O14 L UCLA (4)	14-37	A
O21 L Syracuse	14-20	A
O28 L Washington	6-23	H
N4 L USC (1)	12-31	H
N11 W San Jose State	30-6	H
N18 W Stanford	26-3	A

1968

7-3-1, 2-2-1 Pac-8 (4th)
Head Coach: Ray Willsey
Captains: John McGaffie, Mike McCaffrey

S21 W Michigan	21-7	A
S28 W Colorado	10-0	H
O5 W (18) San Jose State	46-0	H
O12 L (16) Army	7-10	A
O19 W UCLA	39-15	H
O26 W (11) Syracuse (10)	43-0	H
N2 T (8) Washington	7-7	A
N9 L (11) USC (1)	17-35	A
N16 W (18) Oregon	36-8	H
N23 L (18) Stanford	0-20	H
N30 W Hawai'i	17-12	A

1969

5-5-0, 2-4-0 Pac-8 (6th)
Head Coach: Ray Willsey
Captains: Irby Augustine, Jim Calkins

S20 L Texas (4)	0-17	H
S27 W Indiana (10)	17-14	A
O4 W Rice	31-21	H
O11 W Washington	44-13	H
O18 L UCLA (8)	0-32	A
O25 W Washington State	17-0	S
N1 L USC (6)	9-14	H
N8 L Oregon State	3-35	H
N15 W San Jose State	31-7	H
N22 L Stanford (14)	28-29	A

S - Spokane, WA

1970

6-5-0, 4-3-0 Pac-8 (2nd-T)
Head Coach: Ray Willsey
Captains: Bob Richards, Phil Croyle

S12 L Oregon	24-31	P
S19 L Texas (2)	15-56	A
S26 W Indiana	56-14	H
O3 L Rice	0-28	A
O10 W Washington	31-28	A
O17 L UCLA (19)	21-24	H
O24 W Washington State	45-0	H
O31 W USC (18)	13-10	A
N7 L Oregon State	10-16	A
N14 W San Jose State	35-28	H
N21 W Stanford (11)	22-14	H

P - Portland, OR

1971

6-5-0, 4-3-0 Pac-8 (3rd-T)
Head Coach: Ray Willsey
Captains: Sherman White, Ray Youngblood

S11 L Arkansas (7)	20-51	LR
S18 W West Virginia	20-10	H
S25 W San Jose State	34-10	H
O2 L Ohio State (14)	3-35	A
O9 W Oregon State	30-27	H
O16 W Washington State	24-23	S
O23 W UCLA	31-24	A
O30 L USC (20)	0-28	H
N6 L Washington (20)	7-30	H
N13 W Oregon	17-10	A
N20 L Stanford (18)	0-14	A

LR - Little Rock, AR
S - Spokane, WA

1972

3-8-0, 3-4-0 Pac-8 (5th)
Head Coach: Mike White
Captains: Steve Sweeney, Bob Kampa

S9 L Colorado (2)	10-20	A
S16 W Washington State	37-23	H
S23 L San Jose State	10-17	H
S30 L Missouri	27-34	A
O7 L Ohio State (3)	18-35	H
O14 L USC (1)	14-42	A
O21 L UCLA (11)	13-49	H
O28 L Washington	21-35	A
N4 W Oregon	31-12	H
N11 L Oregon State	23-26	P
N18 W Stanford	24-21	H

P - Portland, OR

1973

4-7-0, 2-5-0 Pac-8 (5th-T)
Head Coach: Mike White
Captains: Kevin O'Dorisio, Fred Weber

S15 L Alabama (6)	0-66	B
S22 L Illinois	7-27	H
S29 W Army	51-6	A
O6 W Washington	54-49	H
O13 L Oregon	10-41	A
O20 W Oregon State	24-14	H
O27 L UCLA (13)	21-61	A
N3 L USC (9)	14-50	H
N10 W San Jose State	19-9	H
N17 L Washington State	28-31	A
N24 L Stanford	17-26	A

B - Birmingham, AL

1974

7-3-1, 4-2-1 Pac-8 (3rd-T)
Head Coach: Mike White
Captains: Steve Bartkowski, Rob Swenson

S14 L Florida	17-21	A
S21 W San Jose State	17-16	H
S28 W Army	27-14	H
O5 W Illinois (14)	31-14	A
O12 W Oregon	40-10	H
O19 W Oregon State	17-14	A
O26 L (20) UCLA	3-28	H
N2 T USC (6)	15-15	A
N9 W (18) Washington	52-26	A
N16 W (19) Washington State	37-33	H
N23 L (19) Stanford	20-22	H

1975

8-3-0, 6-1-0 Pac-8 (1st-T)
Final AP Ranking: No. 14
Final UPI Ranking: No. 15
Head Coach: Mike White
PACIFIC-8 CONFERENCE CO-CHAMPIONS
Captains: Chuck Muncie, Paul Von der Mehden

S13 L Colorado	27-34	A
S20 L West Virginia (20)	10-28	H
S27 W Washington State	33-21	A
O4 W San Jose State	27-24	H
O11 W Oregon	34-7	A
O18 W Oregon State	51-24	H
O25 L UCLA (19)	14-28	A
N1 W USC (4)	28-14	H
N8 W (18) Washington	27-24	H
N15 W (15) Air Force	31-14	A
N22 W (13) Stanford	48-15	A

1976

5-6-0, 3-4 Pac-8 (4th-T)
Head Coach: Mike White
Captains: Joe Roth, Phil Heck

S11 L (15) Georgia (16)	24-36	A
S18 L Oklahoma (4)	17-28	A
S25 W Arizona State	31-22	A
O2 W San Jose State	43-16	H
O9 W Oregon	27-10	H
O16 L Oregon State	9-10	A
O23 L UCLA (4)	19-35	H
O30 L USC (4)	6-20	A
N6 W Washington	7-0	A
N13 W Washington State	23-22	H
N20 L Stanford	24-27	H

1977

8-3-0, 4-3-0 Pac-8 (4th)
Head Coach: Mike White
Captains: George Freitas, Burl Toler

S10 W Tennessee	27-17	A
S17 W Air Force	24-14	H
S24 W Missouri	28-21	A
O1 W (17) San Jose State	52-3	H
O8 L (14) Washington State	10-17	A
O15 W (20) Oregon State	41-17	H
O22 L (15) UCLA	19-21	A*
O29 W USC (10)	17-14	H
N5 L (17) Washington	31-50	H
N12 W Oregon	48-16	A
N19 L Stanford	3-21	A

*UCLA forfeited due to an ineligible player



ALL-TIME SCORES (continued)

1978

6-5-0, 3-4-0 Pac-10 (6th-T)

Head Coach: Roger Theder

Captains: Duke Leffler,
Ralph DeLoach

S9	L	Nebraska (10)	26-36	A
S16	W	Georgia Tech	34-22	A
S23	W	Pacific	24-6	H
S30	W	West Virginia	28-21	A
O7	W	Oregon	21-18	H
O14	W	Arizona	33-20	A
O21	L	UCLA (10)	0-45	H
O28	L	USC (6)	17-42	A
N4	L	Arizona State	21-35	A
N11	W	Washington State	22-14	H
N18	L	Stanford	10-30	H

1979

7-5-0, 6-3-0 Pac-10 (5th)

Head Coach: Roger Theder

Captains: Paul Jones, Ron Hill

S8	W	Arizona State (18)	17-9	A
S15	W	Arizona	10-7	A
S22	W	San Jose State	13-10	H
S29	L	Michigan (11)	10-14	H
O6	L	Oregon^	14-19	A
O13	W	Oregon State	45-0	H
O20	L	UCLA	27-28	A
O27	L	USC (3)	14-24	H
N3	L	Washington (16)	24-28	A
N10	W	Washington State	45-13	A
N17	W	Stanford	21-14	A

^Oregon forfeited due to ineligible player

GARDEN STATE BOWL

D15	L	Temple	17-28	ER
ER - East Rutherford, NJ				

1980

3-8-0, 3-5-0 Pac-10 (9th)

Head Coach: Roger Theder

Captains: Rich Campbell,
Ron Coccimiglio,
Kirk Karacozoff

S13	L	Florida	13-41	T
S20	L	Army	19-26	A
S27	L	Arizona	24-31	H
O4	L	Michigan	13-38	A
O11	W	Oregon	31-6	H
O18	W	Oregon State	27-6	H
O25	L	UCLA (3)	9-32	H
N1	L	USC (7)	7-60	A
N8	L	Arizona State	6-34	A
N15	L	Washington State	17-31	H
N22	W	Stanford	28-23	H
T - Tampa, FL				

1981

2-9-0, 2-6-0 Pac-10 (8th)

Head Coach: Roger Theder

Captains: Harvey Salem,
Ron Rivera

S5	L	Texas A&M	28-29	H
S12	L	Georgia (6)	13-27	A
S19	W	Arizona	14-13	A
S26	L	San Jose State	24-27	H
O10	L	Washington	26-27	H
O17	L	Arizona State (17)	17-45	A
O24	L	UCLA	6-34	A
O31	W	Oregon State	45-3	H
N7	L	USC (3)	3-21	H
N14	L	Washington State (17)	0-9	S
N21	L	Stanford	21-42	A
S - Spokane, WA				

1982

7-4-0, 4-4-0 Pac-10 (6th)

Head Coach: Joe Kapp

Captains: Harvey Salem, Reggie
Camp, Richard Rodgers

S11	W	Colorado	31-17	A
S18	W	San Diego State	28-0	H
S25	L	Arizona State (14)	0-15	H
O2	W	San Jose State	26-7	H
O9	L	Washington (1)	7-50	A
O16	W	Oregon	10-7	H
O23	L	UCLA (11)	31-47	H
O30	W	Oregon State	28-14	A
N6	L	USC (16)	0-42	A
N13	W	Washington State	34-14	H
N20	W	Stanford	25-20	H

1983

5-5-1, 3-4-1 Pac-10 (8th)

Head Coach: Joe Kapp

Captains: Gale Gilbert,
Ron Rivera, Richard Rodgers

S3	W	Texas A&M	19-17	A
S10	L	San Diego State	14-28	A
S17	W	San Jose State	30-9	H
O1	T	Arizona	33-33	H
O8	L	Oregon	17-24	A
O15	W	Oregon State	45-19	H
O22	L	UCLA	16-20	A
O29	L	USC	9-19	H
N5	W	Arizona State	26-24	H
N12	L	Washington State	6-16	A
N19	W	Stanford	27-18	A

1984

2-9-0, 1-8-0 Pac-10 (10th)

Head Coach: Joe Kapp

Captains: Gale Gilbert,
John Haina, Dave Pillsbury

S8	L	Arizona	13-23	A
S15	W	Pacific	28-12	H
S22	L	Oregon	14-21	H
S29	L	San Jose State	18-33	H
O6	W	Arizona State	19-14	A
O13	L	Oregon State	6-9	A
O20	L	UCLA	14-17	H
O27	L	USC (20)	7-31	A
N3	L	Washington (1)	14-44	A
N10	L	Washington State	7-33	H
N17	L	Stanford	10-27	H

1985

4-7-0, 2-7-0 Pac-10 (10th)

Head Coach: Joe Kapp

Captains: Mark Stephens, Hardy
Nickerson, Ken Pettway

A31	W	San Jose State	48-21	H
S7	L	Washington State	19-20	A
S14	L	Oregon State	20-23	P
S21	L	Arizona	17-23	H
O5	W	Missouri	39-32	A
O12	L	Washington	12-28	H
O19	W	Oregon	27-24	A
O26	L	UCLA (17)	7-34	A
N2	L	Arizona State	8-30	H
N9	W	USC	14-6	H
N23	L	Stanford	22-24	A
P - Portland, OR				

1986

2-9-0, 2-7-0 Pac-10 (9th)

Head Coach: Joe Kapp

Captains: Gary Hein, Doug
Riesenberg, Hardy Nickerson

S13	L	Boston College	15-21	A
S20	W	Washington State	31-21	H
S27	L	San Jose State	14-35	H
O4	L	Washington (12)	18-50	A
O11	L	Oregon State	12-14	H
O18	L	UCLA (19)	10-36	H
O25	L	Arizona (14)	16-33	A
N1	L	Oregon	9-27	H
N8	L	Arizona State (5)	0-49	A
N15	L	USC (13)	3-28	A
N22	W	Stanford (16)	17-11	H

1987

3-6-2, 2-3-2 Pac-10 (8th)

Head Coach: Bruce Snyder

Captains: Brian Bedford,
Kam King, Ken Harvey,
Darryl Stallworth

S5	W	Pacific	42-0	H
S12	L	San Jose State	25-27	H
S19	L	Minnesota	23-32	A
S26	L	USC	14-31	H
O3	L	Tennessee (10)	12-38	A
O10	T	Arizona	23-23	H
O24	L	UCLA (8)	18-42	A
O31	W	Oregon	20-6	A
N14	W	Arizona State	38-20	H
N21	L	Stanford	7-31	A
N28	T	Washington State	17-17	T
T - Tokyo, Japan				

1988

5-5-1, 1-5-1 Pac-10 (10th)

Head Coach: Bruce Snyder

Captains: Chris Richards,
Darryl Ingram, Natu Tautagaloa,
Majett Whiteside

S10	W	Pacific	30-7	H
S17	L	Oregon State	16-17	A
S24	W	Kansas	52-21	H
O1	W	San Jose State	21-14	H
O8	L	Washington State	13-44	A
O15	L	UCLA (2)	21-38	H
O22	W	Temple	31-14	H
O29	W	Arizona	10-7	A
N5	L	USC (2)	3-35	A
N12	L	Washington	27-28	A
N19	T	Stanford	19-19	H

1989

4-7-0, 2-6-0 Pac-10 (10th)

Head Coach: Bruce Snyder

Captains: Troy Taylor,
Tony Smith, David Ortega, Joel
Dickson

S9	L	Oregon	19-35	A
S16	L	Miami, Fla. (2)	3-31	A
S23	W	Wisconsin	20-14	H
S30	L	UCLA	6-24	A
O7	W	San Jose State	26-21	H
O14	L	USC (10)	15-31	H
O21	L	Washington	16-29	H
O28	L	Oregon State	14-25	H
N4	W	Arizona (15)	29-28	H
N11	W	Washington State	38-26	H
N18	L	Stanford	14-24	A

1990

7-4-1, 4-3-1 Pac-10 (4th)

Head Coach: Bruce Snyder

Captains: Game Captains (Seniors)

S8	W	Wisconsin	28-12	A
S15	L	Miami, Fla. (10)	24-52	H
S22	L	Washington State	31-41	A
S29	W	Arizona (18)	30-25	A
O6	W	San Jose State	35-34	H
O13	W	Arizona State	31-24	A
O20	W	UCLA	38-31	H
O27	L	Washington (7)	7-46	A
N3	T	USC (21)	31-31	A
N10	W	Oregon (20)	28-3	H
N17	L	Stanford	25-27	H

COPPER BOWL

D31	W	Wyoming	17-15	T
T - Tucson, AZ				

1991

10-2-0, 6-2-0 Pac-10 (2nd-T)

Final AP Ranking: No. 8

Final Coaches Ranking: No. 7

Head Coach: Bruce Snyder

Captains: Game Captains (Seniors)

S7	W	Pacific	86-24	H
S14	W	(24) Purdue	42-18	H
S21	W	(20) Arizona	23-21	A
O5	W	(18) UCLA (24)	27-24	A
O12	W	(13) Oregon	45-7	H
O19	L	(7) Washington (3)	17-24	H
O26	W	(10) San Jose State	41-20	H
N2	W	(10) USC	52-30	H
N9	W	(7) Oregon State	27-14	A
N16	W	(6) Arizona State	25-6	H
N23	L	(6) Stanford (21)	21-38	A

CITRUS BOWL

J1	W	(14) Clemson (13)	37-13	O
O - Orlando, FL				

ALL-TIME SCORES (continued)

1992

4-7-0, 2-6-0 Pac-10 (9th)

Head Coach: Keith Gilbertson

Captains: Greg Zomalt,

Al Casner, Mack Travis,

Mick Barsala

S5	W	(20) San Jose State	46-16	H
S12	L	(17) Purdue	14-41	A
S24	W	Kansas (24)	27-23	A
O3	W	Oregon State	42-0	H
O10	L	(24) Washington (1)	16-35	A
O17	L	USC (18)	24-27	A
O24	L	Arizona	17-24	H
O31	W	UCLA	48-12	H
N7	L	Oregon	17-37	A
N14	L	Arizona State	12-28	A
N21	L	Stanford (13)	21-41	H

1993

9-4-0, 4-4-0 Pac-10 (4th-T)

Final AP Ranking: No. 25

Final Coaches Ranking: No. 24

Head Coach: Keith Gilbertson

Captains: Doug Brien,

Todd Steussie, Michael Davis, Eric

Zomalt

S4	W	UCLA	27-25	A
S11	W	San Diego State	45-25	H
S18	W	(21) Temple	58-0	A
S25	W	(20) San Jose State	46-13	H
O2	W	(15) Oregon	42-41	H
O9	L	(16) Washington (13)	23-24	H
O16	L	(20) Washington State	7-34	A
O30	L	USC	14-42	H
N6	L	Arizona State	0-41	A
N13	W	Arizona (13)	24-20	H
N20	W	Stanford	46-17	A
N27	W	Hawaii	42-18	A

ALAMO BOWL

D31	W	Iowa	37-3	SA
-----	---	------	------	----

SA - San Antonio, TX

1994

4-7-0, 3-5-0 Pac-10 (5th-T)

Head Coach: Keith Gilbertson

Captains: Brian Thure, Jerrott

Willard, Artis Houston, Ricky

Spears, Tyrone Edwards

S10	L	San Diego State	20-22	A
S17	L	Hawaii	7-21	H
S24	W	Arizona State	25-21	H
O1	W	San Jose State	55-0	H
O8	W	UCLA	26-7	H
O15	L	Oregon	7-23	A
O22	L	USC	0-61	A
O29	L	Washington State	23-26	H
N5	L	Arizona (18)	6-13	A
N12	L	Washington (22)	19-31	A
N19	W	Stanford	24-23	H

1995

3-8-0, 2-6-0 Pac-10 (8th-T)

Head Coach: Keith Gilbertson

Captains: Dante DePaola,

Je'Rod Cherry, Ben Lynch,

Reynard Rutherford

S2	L	San Diego State	9-33	A
S9	L	Fresno State	24-25	H
S23	W	San Jose State	40-7	H
S30	L	Arizona	15-20	A
O7	L	USC (5)	16-26	H
O14	L	Oregon (15)	30-52	H
O21	W	Oregon State	13-12	A
O28	L	UCLA (24)	16-33	A
N4	W	Washington State	27-11	H
N11	L	Arizona State	29-38	H
N18	L	Stanford	24-29	A

1996

6-6-0, 3-5-0 Pac-10 (5th-T)

Head Coach: Steve Mariucci

Captains: Pat Barnes, Brandon

Whiting, Ryan Longwell

S7	W	San Jose State	45-25	A
S14	W	San Diego State	42-37	H
S21	W	Nevada	33-15	H
S28	W	Oregon State	48-42 (3ot)	H
O5	W	USC (17)	22-15	A
O19	L	(19) Washington State	18-21	A
O26	L	(25) UCLA	29-38	H
N2	W	Arizona	56-55 (4ot)	H
N9	L	Arizona State (4)	7-35	A
N16	L	Oregon	23-40	A
N23	L	Stanford	21-42	H

ALOHA BOWL

D25	L	Navy	38-42	I
-----	---	------	-------	---

I - Honolulu, HI

1997

3-8-0, 1-7-0 Pac-10 (9th)

Head Coach: Tom Holmoe

Captains: Brandon Whiting, Bobby

Shaw, Jeremy Newberry

S6	W	Houston	35-3	A
S20	W	Oklahoma	40-36	H
S27	L	USC	17-27	H
O4	L	Louisiana Tech	34-41	S
O11	L	Washington (10)	3-30	H
O18	L	Washington State (13)	37-63	A
O25	L	UCLA (13)	17-35	A
N1	W	Oregon State	33-14	H
N8	L	Arizona State (15)	21-28	H
N15	L	Arizona	38-41 (2ot)	A
N22	L	Stanford	20-21	A

S - Shreveport, LA

1998

5-6-0, 3-5-0 Pac-10 (7th)

Head Coach: Tom Holmoe

Captains: Dameane Douglas, Matt

Beck, Sekou Sanyika, John

Welbourn

S5	W	Houston	14-10	H
S12	L	Nebraska (4)	3-24	H
S19	W	Oklahoma	13-12	A
S26	W	Washington State	24-14	H
O10	W	USC (19)	32-31	A
O17	L	Washington	13-21	A
O24	L	UCLA (2)	16-28	H
O31	W	Oregon State	20-19	A
N7	L	Arizona State	22-55	A
N14	L	Arizona (9)	23-27	H
N21	L	Stanford	3-10	H

1999

0-11-0, 0-8-0 Pac-10 (6th-T)*

Head Coach: Tom Holmoe

Captains: Matt Beck,

Sekou Sanyika, Deltha O'Neal,

Andre Carter, Mawuko Tugbenyoh,

Kevin Doherty

S4	W	Rutgers*	21-7	H
S11	L	Nebraska (5)	0-45	A
S25	W	Arizona State*	24-23	H
O2	L	Washington State	7-31	A
O9	L	Brigham Young (24)	28-38	A
O16	W	UCLA*	17-0	A
O23	L	Washington	27-31	H
O30	W	USC*	17-7	H
N6	L	Oregon State	7-17	A
N13	L	Oregon	19-24	H
N20	L	Stanford	13-31	A

*Win later forfeited by Cal due to ineligible players

2000

3-8-0, 2-6-0 Pac-10 (8th-T)

Head Coach: Tom Holmoe

Captains: Andre Carter,

Chidi Iwuoma, Reed Diehl, Jacob

Waasdorp

S9	W	Utah	24-21	H
S16	L	Illinois (19)	15-17	A
S23	L	Fresno State	3-17	A
S30	L	Washington State	17-21	H
O7	L	Arizona State	10-30	A
O14	W	UCLA (13)	46-38 (3ot)	H
O21	L	Washington (9)	24-36	A
O28	W	USC	28-16	A
N4	L	Oregon State (14)	32-38	H
N11	L	Oregon (6)	17-25	A
N18	L	Stanford	30-36 (ot)	H

2001

1-10-0, 0-8-0 Pac-10 (10th)

Head Coach: Tom Holmoe

Captains: Scott Fujita, Marcus Fields,

Dewey Hale, Brandon Ludwig,

Adam Sugarman

S1	L	Illinois	17-44	H
S8	L	Brigham Young	16-44	H
S22	L	Washington State	20-51	A
S29	L	Washington (13)	28-31	H
O13	L	Oregon (5)	7-48	H
O20	L	UCLA (4)	17-56	A
O27	L	Oregon State	10-19	A
N3	L	Arizona	24-38	H
N10	L	USC	14-55	H
N17	L	Stanford (13)	28-35	A
N23	W	Rutgers	20-10	A

2002

7-5-0, 4-4-0 Pac-10 (4th-T)

Head Coach: Jeff Tedford

Captains: Nnamdi Asomugha, Kyle

Boller, Joe Igber, Matt Nixon

A31	W	Baylor	70-22	H
S7	W	New Mexico State	34-13	H
S14	W	Michigan State (15)	46-22	A
S21	L	(23) Air Force	21-23	H
S28	L	Washington State (16)	38-48	H
O5	W	Washington (12)	34-27	A
O12	L	USC (20)	28-30	A
O19	W	UCLA	17-12	H
O26	L	Oregon State	13-24	A
N9	W	Arizona State (25)	55-38	A
N16	L	Arizona	41-52	H
N23	W	Stanford	30-7	H

2003

8-6-0, 5-3-0 Pac-10 (3rd-T)

Head Coach: Jeff Tedford

Captains: Adimchinobe Echemandu,

Aaron Rodgers, Lorenzo

Alexander,

Donnie McCleskey

A23	L	Kansas State	28-42	A
A30	W	Southern Miss	34-2	H
S6	L	Colorado State	21-23	H
S11	L	Utah	24-31	A
S20	W	Illinois	31-24	A
S27	W	USC (3)	34-31 (3ot)	H
O4	L	Oregon State	21-35	H
O18	L	UCLA	20-23 (ot)	A
O25	W	Arizona	42-14	H
N1	W	Arizona State	51-23	A
N8	L	Oregon	17-21	A
N15	W	Washington	54-7	H
N22	W	Stanford	28-16	A

INSIGHT BOWL

D26	W	Virginia Tech	52-49	P
-----	---	---------------	-------	---

P - Phoenix, AZ

ALL-TIME SCORES (continued)

2004

10-2-0, 7-1-0 Pac-10 (2nd)
Final AP Ranking: No. 9
Final Coaches Ranking: No. 9
Head Coach: Jeff Tedford
Captains: J.J. Arrington, Aaron Rodgers, Lorenzo Alexander, Ryan Gutierrez

S4	W	(13) Air Force	56-14	A
S11	W	(13) New Mexico State	41-14	H
O2	W	(9) Oregon State	49-7	A
O9	L	(7) USC (1)	17-23	A
O16	W	(8) UCLA	45-28	H
O23	W	(7) Arizona	38-0	A
O30	W	(7) Arizona State (20)	27-0	H
N6	W	(4) Oregon	28-27	H
N13	W	(5) Washington	42-12	A
N20	W	(4) Stanford	41-6	H
D4	W	(4) Southern Miss	26-16	A

HOLIDAY BOWL
D30 L (4) Texas Tech 31-45 SD
SD - San Diego, CA

2005

8-4-0, 4-4-0 Pac-10 (4th-T)
Final AP Ranking: No. 25
Final Coaches Ranking: No. 25
Head Coach: Jeff Tedford
Captains: Marvin Phillip, Donnie McCleskey

S3	W	(19) Sacramento State	41-3	H
S10	W	(16) Washington	56-17	A
S17	W	(15) Illinois	35-20	H
S23	W	(13) New Mexico State	41-13	A
O1	W	(12) Arizona	28-0	H
O8	L	(10) UCLA (16)	40-47	A
O15	L	(18) Oregon State	20-23	H
O22	W	(25) Washington State	42-28	H
N5	L	(23) Oregon (13)	20-27 (ot)	A
N12	L	USC (1)	10-35	H
N19	W	Stanford	27-3	A

LAS VEGAS BOWL
D 22 W BYU 35-28 LV
LV - Las Vegas, NV

2006

10-3-0, 7-2-0 Pac-10 (1st-T)
Final AP Ranking: No. 14
Final Coaches Ranking: No. 14
Head Coach: Jeff Tedford
PAC-10 CONFERENCE CO-CHAMPIONS
Captains: Desmond Bishop, Craig Stevens

S2	L	(9) Tennessee (23)	18-35	A
S9	W	(22) Minnesota	42-17	H
S16	W	(21) Portland State	42-16	H
S23	W	(21) Arizona State (22)	49-21	H
S30	W	(20) Oregon State	41-13	A
O7	W	(16) Oregon (11)	45-24	H
O14	W	(10) Washington State	21-3	A
O21	W	(11) Washington	31-24 (ot)	H
N4	W	(10) UCLA	38-24	H
N11	L	(8) Arizona	20-24	A
N18	L	(17) USC (4)	9-23	A
D2	W	(22) Stanford	26-17	H

HOLIDAY BOWL
D28 W (20) Texas A&M (21) 45-10 SD
SD - San Diego, CA

2007

7-6-0, 3-6-0 Pac-10 (7th-T)
Head Coach: Jeff Tedford
Captains: Craig Stevens, Thomas DeCoud

S1	W	(12) Tennessee (15)	45-31	H
S8	W	(10) Colorado State	34-28	A
S15	W	(8) Louisiana Tech	42-12	H
S22	W	(6) Arizona	45-27	H
S29	W	(6) Oregon (11)	31-24	A
O13	L	(2) Oregon State	28-31	H
O20	L	(10) UCLA	21-30	A
O27	L	(18) Arizona State (7)	20-31	A
N3	W	(24) Washington State	20-17	H
N10	L	USC (12)	17-24	H
N17	L	Washington	23-37	A
D1	L	Stanford	13-20	A

ARMED FORCES BOWL
D31 W Air Force 42-36 FW
FW - Fort Worth, TX

2008

9-4-0, 6-3-0 Pac-10 (4th)
Final Coaches Ranking: No. 25
Head Coach: Jeff Tedford
Captains: Alex Mack, Zack Follett

A30	W	Michigan State	38-31	H
S6	W	Washington State	66-3	A
S13	L	(23) Maryland	27-35	A
S27	W	Colorado State	42-7	H
O4	W	Arizona State	24-14	H
O18	L	(25) Arizona	27-42	A
O25	W	UCLA	41-20	H
N1	W	Oregon (24)	26-16	H
N8	L	(21) USC (7)	3-17	A
N15	L	Oregon State (23)	21-34	A
N22	W	Stanford	37-16	H
D6	W	Washington	48-7	H

EMERALD BOWL
D27 W Miami, Fla. 24-17 SF
SF - San Francisco, CA

2009

8-5-0, 5-4-0 Pac-10 (5th-T)
Head Coach: Jeff Tedford
Captains: Tyson Alualu, Kevin Riley

S5	W	(12) Maryland	52-13	H
S12	W	(10) Eastern Washington	59-7	H
S19	W	(T7) Minnesota	35-21	A
S26	L	(6) Oregon	3-42	A
O3	L	(19) USC (7)	3-30	H
O17	W	UCLA	45-26	A
O24	W	Washington State	49-17	H
O31	W	Arizona State	23-21	A
N7	L	(23) Oregon State	14-31	H
N14	W	Arizona (18)	24-16	H
N21	W	Stanford (14)	34-28	A
D5	L	(19) Washington	10-42	A

POINSETTIA BOWL
D23 L Utah (23) 27-37 SD
SD - San Diego, CA

2010

5-7-0, 3-6-0 Pac-10 (8th)
Head Coach: Jeff Tedford
Captains: Kevin Riley, Mike Mohamed, Chris Guarniero, Cameron Jordan, Shane Vereen

S4	W	UC Davis	52-3	H
S11	W	Colorado	52-7	H
S17	L	(24) Nevada	31-52	A
S25	L	Arizona	9-10	A
O9	W	UCLA	35-7	H
O16	L	USC	14-48	A
O23	W	Arizona State	50-17	H
O30	L	Oregon State	7-35	A
N6	W	Washington State	20-13	A
N13	L	Oregon (1)	13-15	H
N20	L	Stanford (6)	14-48	H
N27	L	Washington	13-16	H

2011

7-6-0, 4-5-0 Pac-12 (4th-North)
Head Coach: Jeff Tedford
Captains: Marvin Jones, Mitchell Schwartz, Trevor Guyton, D.J. Holt

S3	W	Fresno State	36-21	C
S10	W	Colorado	36-33 (ot)	A
S17	W	Presbyterian	63-12	H
S24	L	Washington	23-31	A
O6	L	Oregon (9)	15-43	A
O13	L	USC	9-30	H
O22	W	Utah	34-10	H
O29	L	UCLA	14-31	A
N5	W	Washington State	30-7	H
N12	W	Oregon State	23-6	H
N19	L	Stanford (8)	28-31	A
N25	W	Arizona State	38-47	A

HOLIDAY BOWL
D28 L Texas 10-21 SD
SD - San Diego, CA
C - Candlestick Park, San Francisco, CA
H - Home game at AT&T Park, San Francisco, CA

2012

3-9-0, 2-7-0 Pac-12 (5th-North)
Head Coach: Jeff Tedford
Captains: Keenan Allen, Brian Schwenke, Josh Hill, Robert Mullins

S1	L	Nevada	24-31	H
S8	W	Southern Utah	50-31	H
S15	L	Ohio State (12)	28-35	A
S22	L	USC (13)	9-27	A
S29	L	Arizona State	17-27	H
O6	W	UCLA (25)	43-17	H
O13	W	Washington State	31-17	A
O20	L	Stanford (22)	3-21	H
O27	L	Utah	27-49	A
N2	L	Washington	13-21	H
N10	L	Oregon (2)	17-59	H
N17	L	Oregon State	14-62	A

2013

1-11-0, 0-9-0 Pac-12 (6th-North)
Head Coach: Sonny Dykes
Captains: Jackson Bouza, Deandre Coleman, Stefan McClure, Freddie Tagaloa

A31	L	Northwestern (22)	30-44	H
S7	W	Portland State	37-30	H
S14	L	Ohio State (3)	32-54	H
S28	L	Oregon (2)	16-55	A
O5	L	Washington State	22-44	H
O12	L	UCLA (11)	10-37	A
O19	L	Oregon State	17-49	H
O26	L	Washington	17-41	A
N2	L	Arizona	28-33	H
N9	L	USC	28-62	H
N16	L	Colorado	24-41	A
N23	L	Stanford (10)	13-63	A

2014

5-7-0, 3-6-0 Pac-12 (4th-North)
Head Coach: Sonny Dykes
Captains: Lucas Gingold, Jared Goff, Daniel Lasco, Michael Lowe, Stefan McClure, Brennan Scarlett

A30	W	Northwestern	31-24	A
S6	W	Sacramento State	55-14	H
S20	L	Arizona	45-49	A
S27	W	Colorado	59-56 (2ot)	H
O4	W	Washington State	60-59	A
O11	L	Washington	7-31	H
O18	L	UCLA	34-36	H
O24	L	Oregon (6)	41-59	L
N1	W	Oregon State	45-31	A
N13	L	USC	30-38	A
N22	L	Stanford	17-38	H
N29	L	BYU	35-42	H

L - Home game at Levi's® Stadium, Santa Clara, CA

2015

8-5-0, 4-5-0 Pac-12 (4th-North)
Head Coach: Sonny Dykes
Captains: Jared Goff, Daniel Lasco, Stefan McClure, Hardy Nickerson, Jordan Rigsbee

S5	W	Grambling State	73-14	H
S12	W	San Diego State	35-7	H
S19	W	Texas	45-44	A
S26	W	Washington	30-24	A
O3	W	(24) Washington State	34-28	H
O10	L	(23) Utah (5)^	24-30	A
O22	L	(20) UCLA	24-40	A
O31	L	USC	21-27	H
N7	L	Oregon	28-44	A
N14	W	Oregon State	54-24	H
N21	L	Stanford (15)	22-35	A
N28	W	Arizona State	48-46	H

ARMED FORCES BOWL
D29 W Air Force 55-36 FW
FW - Fort Worth, TX
^ESPN College Gameday



ALL-TIME SCORES (continued)

2016*5-7, 3-6 Pac-10 (4th-North)**Head Coach: Sonny Dykes**Captains: Darius Allensworth,**Raymond Davison, James Looney,**Steven Moore, Davis Webb*

A27	W	Hawai'i	51-31	SA
S10	L	San Diego State	40-45	A
S17	W	Texas (11)	50-43	H
S24	L	Arizona State	41-51	A
O1	W	Utah (18)	28-23	H
O8	L	Oregon State	44-47 (ot)	A
O21	W	Oregon	52-49 (2ot)	H
O27	L	USC	24-45	A
N5	L	Washington (4)	27-66	H
N12	L	Washington State (23)	21-56	A
N19	L	Stanford (24)	31-45	H
N26	W	UCLA	36-10	H

SA - College Football Sydney Cup in
Sydney, Australia

RECORDS VS. ALL OPPONENTS

OPPONENT	W-L-T	PF	PA	FIRST/LAST	NOTES
Air Force	7-2-0	281	171	1961/2015	Cal: 2007 and 2015 Armed Forces Bowl wins
Alabama	1-1-0	13	66	1937/1973	Cal: 1938 Rose Bowl win
Arizona	14-16-2	825	792	1978/2014	Arizona: Won last meeting in 2014 on Hail Mary on game's final play
Arizona State	18-16-0	1006	788	1976/2016	Cal: Has won nine of last 12 meetings
Arkansas	0-1-0	20	51	1971/1971	Only game in Little Rock
Army	2-4-0	117	90	1960/1980	Cal: Won back-to-back games in 1973 and '74
Baylor	1-2-0	76	54	1953/2002	All three games in Berkeley
Boston College	0-1-0	15	21	1986	BC wins only meeting in Boston to open 1986 season
BYU	1-3-0	114	152	1999/2014	Cal: 2005 Las Vegas Bowl is lone win in series
Carlisle	0-1-0	0	2	1899	Cal: First intersectional game
Clemson	1-0-0	37	13	1991	Cal: 1992 Citrus Bowl victory
Colorado	5-3-0	249	208	1968/2014	Two of last three meetings have gone to overtime
Colorado State	2-1-0	97	58	2003/2008	Cal: Has won two in a row after dropping 2003's first meeting
Duke	0-1-1	29	43	1962/1963	Cal: Came back to tie second meeting after losing first
Eastern Washington	1-0-0	59	7	2009	Cal: Ran for 342 yards to win first-ever meeting
Florida	0-2-0	30	62	1974/1980	Both games at Florida
Fresno State	1-2-0	63	63	1995/2011	Cal: Beat Fresno State in 2011 at Candlestick Park
Georgia	0-2-0	37	63	1976/1981	Both games in Athens
Georgia Tech	4-3-0	107	69	1928/1978	Cal: 1929 Rose Bowl loss
Grambling State	1-0-0	73	14	2015	Cal: Bears breeze through first-ever meeting
Hawai'i	3-2-0	117	96	1934/2016	Cal: Won most recent meeting in 2016 in Sydney, Australia
Houston	2-0-0	49	13	1997/1998	Cal: Won 1997 opener in Astrodome
Idaho	4-0-0	90	19	1931/1934	All four games in Berkeley
Illinois	3-7-0	183	228	1955/2005	Two of Cal's wins in Champaign
Indiana	2-0-0	73	28	1969/1970	Cal: Back-to-back wins in Bloomington and Berkeley
Iowa	1-3-0	68	111	1958/1993	Cal: 1993 Alamo Bowl 37-3 win
Iowa State	1-0-0	15	8	1963	Cal: Victory in 1963 opener in Berkeley
Kansas	3-2-0	124	130	1961/1992	Cal: Three straight wins after starting series with two losses
Kansas State	0-1-0	28	42	2003	Cal fell in 2003 opener in only meeting between teams
Louisiana Tech	1-1-0	76	53	1997/2007	Cal: Evened series with convincing 2007 victory
Maryland	1-1-0	79	48	2008/2009	Cal: Beat Terps in 2009 opener to even all-time series
Miami, Fla.	2-2-0	60	107	1964/2008	Cal: Beat Miami in 2008 Emerald Bowl in first meeting since 1990
Michigan	2-6-0	74	150	1940/1980	Michigan: Two straight wins
Michigan State	2-2-0	96	104	1957/2008	Cal: Has last won last two games after dropping first two
Minnesota	4-2-0	224	123	1951/2009	Cal: Beat Golden Gophers in first road contest of 2009
Missouri	4-2-1	167	150	1952/1985	Cal: Two straight wins
Montana	5-0-0	205	45	1927/1947	All games in Berkeley
Navy	3-2-0	106	90	1947/1996	Navy: Won 1996 Aloha Bowl
Nebraska	0-3-0	29	105	1978/1999	Nebraska: Outscored Cal 69-3 in back-to-back games (1998, '99)
Nevada	22-3-1	865	154	1899/2012	Nevada: Two straight wins
New Mexico State	3-0-0	116	40	2002/2005	Last meeting a Friday night ESPN game
Northwestern	1-2-0	75	88	1948/2014	Cal: Won first game in series in 2014 season opener
Notre Dame	0-4-0	27	138	1959/1967	Cal winless in series with last meeting 42 years ago
Occidental	2-1-0	94	14	1916/1919	Teams haven't played in 90 years
Ohio State	1-7-0	157	228	1920/2013	Seven straight wins for OSU after Cal won first meeting in 1920
Oklahoma	2-2-0	83	103	1954/1998	Cal: Back-to-back wins in last two meetings (1997, '98)
Oregon	40-37-2	1639	1511	1899/2016	Cal: Snapped seven-game losing streak with double OT win in 2016
Oregon State	36-33-0	1581	1394	1905/2016	OSU: Won 2016 meeting in OT
Pacific	12-3-0	403	110	1934/1991	Cal: Won seven of last eight before Pacific dropped program
Pennsylvania	7-0-0	169	34	1924/1955	Cal dominated seven games between schools
Penn State	1-3-0	73	106	1961/1966	Only Cal victory in series in 1965 in Berkeley
Pittsburgh	2-3-0	90	103	1955/1966	Cal: Won last meeting, 30-15
Pomona College	4-0-0	66	0	1904/1925	Cal pitched shutouts in all four games between teams
Portland State	2-0-0	72	53	2006/2013	Cal: Second 40-point game in five-game 40-point streak in 2006
Presbyterian	1-0-0	63	12	2011	Cal: First meeting with Big South Conference team in 2011
Purdue	1-1-0	56	59	1991/1992	Both games decided by at least 24 points
Rice	1-1-0	31	49	1969/1970	Home team victories in both games
Rutgers	1-1-0	41	17	1999/2001	2001: Game moved to Nov. 23 from Sept. 15 after "9/11"
Sacramento State	2-0-0	96	17	2005/2014	Cal: Won both meetings decisively
St. Mary's	33-8-2	945	265	1898/1950	Cal: 127-0 win in 1920
San Diego State	4-4-0	233	197	1982/2016	San Diego State: Won last meeting in 2016
San Francisco	2-0-0	45	7	1943/1950	Both games in Berkeley
San Jose State	29-6-0	1084	514	1899/1996	Cal: Nine straight wins
Santa Clara	19-5-0	461	159	1913/1952	Cal: Six straight wins
SMU	0-1-0	6	13	1957	Only game in Berkeley
Southern Miss	2-0-0	60	18	2003/2004	2004 game postponed from Sept. 16 to Dec. 4 (Hurricane Ivan)
Southern Utah	1-0-0	50	31	2012	First meeting took place in 2012
Stanford	46-62-11	1979	2080	1892/2016	Stanford: Current seven-game win streak equals longest in series
Syracuse	1-1-0	57	20	1967/1968	Cal: Won last meeting, 43-0
Temple	2-1-0	106	42	1979/1993	Cal: Won last meeting, 58-0
Tennessee	2-2-0	102	121	1977/2007	Cal: Evened all-time series with win in 2007 opener
Texas	2-5-0	123	242	1959/2016	Cal: Won back-to-back home and home meetings in 2015 and 2016
Texas A&M	2-1-0	92	60	1981/2006	Cal: Cruised to 45-10 victory in 2006 Holiday Bowl
Texas Tech	0-1-0	31	45	2004	2004 Holiday Bowl only meeting between teams
Tulane	0-1-0	3	7	1960	Only game in Berkeley
UC Davis	9-0-0	345	23	1932/2010	All nine games in Berkeley
UCLA	33-53-1	1595	2061	1933/2016	Cal: Has won seven of last eight at home since 2002
USC	30-69-5	1383	2348	1912/2016	USC: Has won 13 straight since Cal's 2003 win in 3OT
Utah	6-5-0	322	258	1920/2016	Cal: Memorable goalline stand clinched 2016 win on final play
Virginia Tech	1-0-0	52	49	2003	High-scoring game in only meet at Insight Bowl
Washington	39-53-4	1782	1944	1904/2016	UW: Has won seven of last eight meetings
Washington & Jefferson	0-0-1	0	0	1921	Only meeting in 1922 Rose Bowl
Washington State	46-27-5	1871	1418	1919/2016	Cal: Won 10 of last 12 meetings
West Virginia	2-1-0	58	59	1971/1978	Cal: Won last game, 28-21
Whittier	2-0-0	27	17	1916/1935	Both games in Berkeley
Wisconsin	5-1-0	178	95	1946/1990	Cal: 3-0 in Madison
Wyoming	1-0-0	17	15	1990	Cal: Won only meeting at 1990 Copper Bowl

Notes: 2017 opponents in bold type; data includes games against "Collegiate" teams only

SERIES HISTORY VS. 2017 OPPONENTS

ARIZONA

Arizona leads series, 16-14-2

10/14/78	W	33-20	A
9/15/79	W	10-7	A
9/27/80	L	24-31	H
9/19/81	W	14-13	A
10/1/83	T	33-33	H
9/8/84	L	13-23	A
9/21/85	L	17-13	H
10/25/86	L	16-33	A
10/10/87	T	23-23	H
10/29/88	W	10-7	A
11/4/89	W	29-28	H
9/29/90	W	30-25	A
9/21/91	W	23-21	A
10/24/92	L	17-24	H
11/13/93	W	24-20	H
11/5/94	L	6-13	A
9/30/95	L	15-20	A
11/2/96	W	56-55 (4ot)	H
11/15/97	L	38-41 (2ot)	A
11/14/98	L	23-27	H
11/3/01	L	24-38	H
11/16/02	L	41-52	H
10/25/03	W	42-14	H
10/23/04	W	38-0	A
10/1/05	W	28-0	H
11/11/06	L	20-24	A
9/22/07	W	45-27	H
10/18/08	L	27-42	A
11/14/09	W	24-16	H
9/25/10	L	9-10	A
11/2/13	L	28-33	H
9/20/14	L	45-49	A

SERIES NOTES

Points for CAL - 825

Points for UA - 792

Most Points, CAL - 56 (1996)

Most Points, UA - 55 (1996)

Largest Margin, CAL - 38 (2004)

Largest Margin, UA - 17 (1986)

Longest Win Streak, CAL - 4 (1988-91)

Longest Win Streak, UA - 4 (1997-2002)

Current Win Streak - UA, 3 (2010-14)

COLORADO

Cal leads series, 5-3

9/28/68	W	10-0	H
9/9/72	L	10-20	A
9/13/75	L	27-34	A
9/11/82	W	31-17	A
9/11/10	W	52-7	H
9/10/11	W	36-33 (ot)	A
11/16/13	L	24-41	A
9/27/14	W	59-56 (2ot)	H

SERIES NOTES

Points for CAL - 249

Points for CAL - 208

Most Points, CAL - 59 (2014)

Most Points, CU - 56 (2014)

Largest Margin, CAL - 45 (2010)

Largest Margin, CU - 17 (2013)

Longest Win Streak, CAL - 3 (1982-2011)

Longest Win Streak, CU - 2 (1972-75)

Current Win Streak - CAL, 1 (2014)

OREGON

Cal leads series, 40-37-2

11/18/99	W	12-0	H
11/17/00	L	0-2	H
11/22/04	W	12-0	H
10/12/05	T	0-0	H
10/21/16	L	14-39	H
11/17/17	L	0-21	A1
11/23/18	W	6-0	H
10/22/21	W	39-0	H
10/24/25	W	28-0	A2
10/30/26	L	13-21	H
10/15/27	W	16-0	A2
11/3/28	W	13-0	H
11/12/35	W	6-0	A2
11/14/36	W	28-0	H
11/13/37	W	26-0	A2
11/12/38	W	20-0	H
10/14/39	L	0-6	H
11/16/40	W	14-6	H
10/18/41	L	7-19	A2
10/31/42	W	20-7	H
11/17/45	L	13-20	H
10/5/46	L	13-14	H
11/12/49	W	41-14	H
9/30/50	W	28-7	A2
11/17/51	W	28-26	H
10/11/52	W	41-7	A2
11/14/53	T	0-0	H
10/9/54	L	27-33	H
10/15/55	L	0-21	A2
11/3/56	L	6-28	H
10/26/	L	6-24	A1
10/25/58	W	23-6	H
11/7/59	L	18-20	A1
10/22/60	L	0-20	H
11/13/65	W	24-0	A2
9/16/67	W	21-13	H
11/16/68	W	36-8	H
9/12/70	L	24-31	A2
11/13/71	W	17-10	A1
11/4/72	W	31-12	H
10/13/73	L	10-41	A1
10/12/74	W	40-10	H
10/11/75	W	34-7	A1
10/9/76	W	27-10	H
11/12/77	W	48-16	A1
10/7/78	W	21-18	H
10/6/79	W+	19-14	A1
10/11/80	W	31-6	H
10/16/82	W	10-7	H
10/8/83	L	17-24	A1
9/22/84	L	14-21	H
10/19/85	L	24-27	A1
11/1/86	L	9-27	H
10/31/87	W	20-6	A1
9/9/89	L	19-35	A1
11/10/90	W	28-3	H
10/12/91	W	45-7	H
11/7/92	L	17-37	A1
10/2/93	W	42-41	H
10/15/94	L	7-23	A1
10/14/95	L	30-52	H
11/16/96	L	23-40	A1
11/13/99	L	19-24	H
11/11/00	L	17-25	A1
10/13/01	L	7-48	H
11/8/03	L	17-21	A1
11/6/04	W	28-27	H
11/5/05	L	20-27 (ot)	A1
10/7/06	W	45-24	H
9/29/07	W	31-24	A1
11/1/08	W	26-16	H
9/26/09	L	3-42	A1
11/13/10	L	13-15	H
10/6/11	L	15-43	A1

11/10/12	L	17-59	H
9/28/13	L	16-55	A1
10/24/14	L	41-59	HL
11/7/15	L	28-44	A1
10/21/16	W	52-49 (2ot)	H

+forfeited to Cal

A1 - Eugene; A2 - Portland,

HL - Levi's® Stadium, Santa Clara, Calif.

SERIES NOTES

Points, CAL - 1,639

Points for ORE - 1,511

Most Points, CAL - 52 (2016)

Most Points, ORE - 59 (2012, 2014)

Largest Margin, CAL - 39 (1921)

Largest Margin, ORE - 42 (2012)

Longest Win Streak, CAL - 6 (1927-38)

Longest Win Streak, ORE - 7 (1994-2003, 2009-15)

Current Win Streak - CAL 1 (2016)

OREGON STATE

Cal leads series, 36-33-0

10/28/05	W	10-0	H
10/27/17	W	14-3	H
11/1/19	W	21-14	H
10/30/20	W	17-7	A1
10/20/23	W	26-0	H
10/16/26	L	7-27	H
10/10/36	W	7-0	A2
10/2/37	W	24-6	H
10/29/38	W	13-7	H
11/18/39	L	0-21	A1
11/2/40	L	13-19	H
11/15/41	L	0-6	H
10/3/42	L	8-13	A1
11/16/46	L	7-28	H
10/16/48	W	42-0	H
10/1/49	W	41-0	A2
10/21/50	W	27-0	H
10/27/51	W	35-14	H
9/26/53	W	26-0	A2
11/13/54	W	46-7	H
11/12/55	L	14-16	H
10/13/56	L	13-21	A1
11/9/57	L	19-21	H
11/1/58	L	8-14	A1
10/24/59	L	20-24	H
10/29/60	W	14-6	A1
11/8/69	L	3-35	H
11/7/70	L	10-16	A1
10/9/71	W	30-27	H
11/11/72	L	23-26	A2
10/20/73	W	24-14	H
10/19/74	W	17-14	A1
10/18/75	W	51-24	H
10/16/76	L	9-10	A1
10/15/77	W	41-17	H
10/13/79	W	45-0	H
10/18/80	W	27-6	H
10/31/81	W	45-3	H
10/30/82	W	28-14	A1
10/15/83	W	45-19	H
10/13/84	L	6-9	A1
9/14/85	L	20-23	A2
10/11/86	L	12-14	H
9/17/88	L	16-17	A1
10/28/89	L	24-25	H
11/9/91	W	27-14	A1
10/3/92	W	42-0	H
10/21/95	W	13-12	A1
9/28/96	W	48-42 (3ot)	H
11/1/97	W	33-14	H
10/31/98	W	20-19	A1
11/6/99	L	7-17	A1
11/4/00	L	32-38	H
10/27/01	L	10-19	A1

SERIES HISTORY VS. 2017 OPPONENTS

10/26/02	L	13-24	A1	11/20/37	W	13-0	A1	11/19/16	L	31-45	H
10/4/03	L	21-35	H	11/19/38	W	6-0	H	A1 – Stanford; A2 – San Francisco			
10/2/04	W	49-7	A1	11/25/39	W	32-14	A1	<i>*Rugby, not in official records</i>			
10/15/05	L	20-23	H	11/30/40	L	7-13	H	<i>+SATC game, not in official records</i>			
9/30/06	W	41-13	A1	11/29/41	W	16-0	A1	SERIES NOTES			
10/13/07	L	28-31	H	11/21/42	L	7-26	H	Points, CAL – 1,979			
11/15/08	L	21-34	A1	11/23/46	L	6-25	H	Points, STAN – 2,080			
11/7/09	L	14-31	H	11/22/47	W	21-18	A1	Most Points, CAL – 48 (1975)			
10/30/10	L	7-35	A1	11/20/48	W	7-6	H	Most Points, STAN – 63 (2013)			
11/12/11	W	23-6	HS	11/19/49	W	33-14	A1	Largest Margin, CAL – 35 (1921, 2004)			
11/17/12	L	14-62	A1	11/25/50	T	7-7	H	Largest Margin, STAN – 50 (2013)			
10/19/13	L	17-49	H	11/24/51	W	20-7	A1	Longest Win Streak, CAL – 5 (1919-23, 2002-06)			
11/1/14	W	45-31	A1	11/22/52	W	26-0	H	Longest Win Streak, STAN – 7 (1995-2001; 2010-16)			
11/14/15	W	54-24	H	11/21/53	T	21-21	A1	Current Win Streak – STAN, 7 (2010-16)			
10/8/16	L	44-47 (ot)	A1	11/20/54	W	28-20	H				

A1 – Corvallis; A2 – Portland; HS – San Francisco,
AT&T Park

SERIES NOTES

Points, CAL – 1,581
 Points, OSU – 1,394
 Most Points, CAL – 54 (2015)
 Most Points, OSU – 62 (2012)
 Largest Margin, CAL – 45 (1979)
 Largest Margin, OSU – 48 (2012)
 Longest Win Streak, CAL – 6 (1948-54, 1977-83, 1991-98)
 Longest Win Streak, OSU – 5 (1939-46, 1955-59, 1984-89, 1999-2003)
 Current Win Streak – OSU, 1 (2016)

STANFORD

**Stanford leads series, 62-46-11*

3/19/92	L	10-14	A2	11/18/72	W	24-21	H	11/4/33	T	0-0	A1
12/17/92	T	10-10	A2	11/24/73	L	17-26	A1	10/20/34	W	3-0	H
11/30/93	T	6-6	A2	11/23/74	L	20-22	H	11/2/35	W	14-2	A1
11/29/94	L	0-6	A2	11/22/75	W	48-15	A1	10/17/36	L	6-17	H
11/28/95	T	6-6	A2	11/20/76	L	24-27	H	10/30/37	W	27-14	A1
11/26/96	L	0-20	A2	11/19/77	L	3-21	A1	10/15/38	W	20-7	H
11/25/97	L	0-28	A2	11/18/78	L	10-30	H	11/4/39	L	7-20	A1
11/24/98	W	22-0	A2	11/17/79	W	21-14	A1	10/19/40	W	9-7	H
11/30/99	W	30-0	A2	11/22/80	W	28-23	H	11/1/41	W	27-7	A1
11/29/00	L	0-5	A2	11/21/81	L	21-42	A1	10/17/42	L	0-21	H
11/9/01	W	2-0	A2	11/20/82	W	25-20	H	10/16/43	W	13-0	A1
11/8/02	W	16-0	A2	11/19/83	W	27-18	A1	11/13/43	W	13-6	H
11/14/03	T	6-6	A2	11/17/84	L	10-27	H	9/30/44	W	6-0	H
11/12/04	L	0-18	H	11/23/85	L	22-24	A1	11/11/44	L	0-7	A1
11/11/05	L	5-12	A1	11/22/86	W	17-11	H	9/29/45	L	0-13	A1
*11/10/06	L	3-6	H	11/21/87	L	7-31	A1	11/24/45	W	6-0	H
*11/9/07	L	11-21	A1	11/19/88	T	19-19	H	10/19/46	L	6-13	H
*11/14/08	L	3-12	H	11/18/89	L	14-24	A1	11/1/47	W	6-0	A1
*11/13/09	W	19-13	A1	11/17/90	L	25-27	H	11/6/48	W	28-13	H
*11/12/10	W	25-6	H	11/23/91	L	21-38	A1	10/29/49	W	35-21	A1
*11/11/11	W	21-3	A1	11/21/92	L	21-41	H	11/11/50	W	35-0	H
*11/9/12	T	3-3	H	11/20/93	W	46-17	A1	11/3/51	L	7-21	A1
*11/8/13	L	8-13	A1	11/19/94	W	24-23	H	11/1/52	L	7-28	H
*11/14/14	L	8-26	H	11/18/95	L	24-29	A1	10/31/53	L	7-20	A1
+11/30/18	W	67-0	H	11/23/96	L	21-42	H	10/30/54	L	6-27	H
11/22/19	W	14-10	A1	11/22/97	L	20-21	A1	10/29/55	L	0-47	A1
11/20/20	W	38-0	H	11/21/98	L	3-10	H	10/20/56	L	20-34	H
11/19/21	W	42-7	A1	11/20/99	L	13-31	A1	11/2/57	L	14-16	A1
11/25/22	W	28-0	A1	11/18/00	L	30-36 (ot)	H	11/8/58	W	20-17	H
11/24/23	W	9-0	H	11/17/01	L	28-35	A1	10/17/59	L	12-19	A1
11/22/24	T	20-20	H	11/23/02	W	30-7	H	11/5/60	L	0-28	H
11/21/25	L	14-27	A1	11/22/03	W	28-16	A1	11/4/61	L	15-35	A1
11/20/26	L	6-41	H	11/20/04	W	41-6	H	11/3/62	L	16-26	H
11/19/27	L	6-13	A1	11/19/05	W	27-3	A1	11/2/63	W	25-0	A1
11/24/28	T	13-13	H	12/2/06	W	26-17	H	10/31/64	L	21-25	H
11/23/29	L	6-21	A1	12/1/07	L	13-20	A1	10/23/65	L	3-56	A1
11/22/30	L	0-41	H	11/22/08	W	37-16	H	10/22/66	L	15-28	H
11/21/31	W	6-0	A1	11/21/09	W	34-28	A1	10/14/67	L	14-37	A1
11/19/32	T	0-0	H	11/20/10	L	14-48	H	10/19/68	W	39-15	H
11/25/33	L	3-7	A1	11/19/11	L	28-31	A1	10/18/69	L	0-32	A1
11/24/34	L	7-9	H	10/20/12	L	3-21	H	10/17/70	L	21-24	H
11/23/35	L	0-13	A1	11/23/13	L	13-63	A1	10/23/71	W	31-24	A1
11/21/36	W	20-0	H	11/22/14	L	17-38	H	10/21/72	L	13-49	H
				11/21/15	L	22-35	A1	10/27/73	L	21-61	A1

SERIES HISTORY VS. 2017 OPPONENTS

10/15/88	L	21-38	H
9/30/89	L	6-24	A2
10/20/90	W	38-31	H
10/5/91	W	27-24	A2
10/31/92	W	48-12	H
9/4/93	W	27-25	A2
10/8/94	W	26-7	H
10/28/95	L	16-33	A2
10/26/96	L	29-38	H
10/25/97	L	17-35	A2
10/24/98	L	16-28	H
10/16/99	W*	17-0	A2
10/14/00	W	46-38 (3ot)	H
10/20/01	L	17-56	A2
10/19/02	W	17-12	H
10/18/03	L	20-23 (ot)	A2
10/16/04	W	45-28	H
10/8/05	L	40-47	A2
11/4/06	W	38-24	H
10/20/07	L	21-30	A2
10/25/08	W	41-20	H
10/17/09	W	45-26	A2
10/9/10	W	35-7	H
10/29/11	L	14-31	A2
10/6/12	W	43-17	H
10/12/13	L	10-37	A2
10/18/14	L	34-36	H
10/22/15	L	24-40	A2
11/26/16	W	36-10	H

+Win forfeited by UCLA

*Win forfeited by Cal

A1 – Los Angeles; A2 – Pasadena

SERIES NOTES

Points, CAL – 1,595

Points for UCLA – 2,061

Most Points, CAL – 48 (1992)

Most Points, UCLA – 61 (1973)

Largest Margin, CAL – 36 (1992)

Largest Margin, UCLA – 53 (1965)

Longest Win Streak, CAL – 5 (1990-94)

Longest Win Streak, UCLA – 18 (1972-89)

Current Win Streak – CAL, 1 (2016)

USC

USC leads series, 69-30-5

*11/28/12	W	18-0	A1
*11/27/13	T	3-3	A1
10/23/15	L	10-28	H
11/25/15	W	23-21	A1
11/4/16	W	27-0	A1
11/29/17	T	0-0	A1
12/14/18	W	33-7	A1
11/8/19	W	14-13	A1
11/5/21	W	38-7	H
10/28/22	W	12-0	A2
11/10/23	W	13-7	A1
11/1/24	W	7-0	H
10/23/26	L	0-27	H
10/29/27	L	0-13	A1
10/20/28	T	0-0	H
11/2/29	W	15-7	A1
11/8/30	L	0-74	A1
10/24/31	L	0-6	H
11/5/32	L	7-27	A1
10/28/33	L	3-6	H
11/10/34	W	7-2	A1
10/26/35	W	21-7	H
11/7/36	W	13-7	A1
10/23/37	W	20-6	H
10/15/38	L	7-13	A1
10/28/39	L	0-26	H
11/9/40	W	20-7	A1
10/25/41	W	14-0	H
11/7/42	L	7-21	A1
10/2/43	L	0-7	H

10/30/43	L	0-13	A1
10/7/44	T	6-6	A1
11/18/44	L	0-32	H
9/29/45	L	2-13	H
11/14/45	L	0-14	A1
11/9/46	L	0-14	A1
10/25/47	L	14-39	H
10/30/48	W	13-7	A1
10/15/49	W	16-10	H
10/14/50	W	13-7	A1
10/20/51	L	14-21	H
11/1/52	L	0-10	A1
10/24/53	L	20-32	H
10/23/54	L	27-29	A1
10/22/55	L	6-33	H
11/10/56	L	7-20	A1
10/19/57	W	12-0	H
10/18/58	W	14-12	A1
10/31/59	L	7-14	H
10/15/60	L	10-27	A1
10/21/61	L	14-28	H
10/20/62	L	6-32	A1
10/26/63	L	6-36	H
10/24/64	L	21-26	A1
11/6/65	L	0-35	H
11/5/66	L	9-35	A1
11/4/67	L	12-31	H
11/9/68	L	17-35	A1
11/1/69	L	9-14	H
10/31/70	W	13-10	A1
10/30/71	L	0-28	H
10/14/72	L	14-42	A1
11/3/73	L	14-50	H
11/2/74	T	15-15	A1
11/1/75	W	28-14	H
10/30/76	L	6-20	A1
10/29/77	W	17-14	H
10/28/78	L	17-42	A1
10/27/79	L	14-24	H
11/1/80	L	7-60	A1
11/7/81	L	3-21	H
11/6/82	L	0-42	A1
10/29/83	L	9-19	H
10/27/84	L	7-31	A1
11/9/85	W	14-6	H
11/15/86	L	3-28	A1
9/26/87	L	14-31	H
11/5/88	L	3-35	A1
10/14/89	L	15-31	H
11/3/90	T	31-31	A1
11/2/91	W	52-30	H
10/17/92	L	24-27	A1
10/30/93	L	14-42	H
10/22/94	L	0-61	A1
10/7/95	L	16-26	H
10/5/96	W	22-15	A1
9/27/97	L	17-27	H
10/10/98	W	32-31	A1
10/30/99	W+	17-7	H
10/28/00	W	28-16	A1
11/10/01	L	14-55	H
10/12/02	L	28-30	A1
9/27/03	W	34-31 (3ot)	H
10/9/04	L	17-23	A1
11/12/05^	L	10-35	H
11/18/06	L	9-23	A1
11/10/07	L	17-24	H
11/8/08	L	3-17	A1
10/3/09	L	3-30	H
10/16/10	L	14-48	A1
10/13/11	L	9-30	HS
9/22/12	L	9-27	A1
11/9/13	L	28-62	H
11/13/14	L	30-38	A1
10/31/15	L	21-27	H
10/27/16	L	24-45	A1

*Rugby, not in official records

+Win forfeited by Cal; ^Win vacated by USC

A1 – Los Angeles; A2 – Pasadena;

HS – San Francisco, AT&T Park

SERIES NOTES

Points, CAL – 1,383

Points, USC – 2,348

Most Points, CAL – 52 (1991)

Most Points, USC – 74 (1930)

Largest Margin, CAL – 31 (1921)

Largest Margin, USC – 74 (1930)

Longest Win Streak, CAL – 6 (1918-24)

Longest Win Streak, USC – 13 (2004-16)

Current Win Streak – USC, 13 (2004-16)

WASHINGTON

Washington leads series, 53-39-4

11/24/04	T	6-6	A
11/6/15	L	0-72	H
11/13/15	L	7-13	A
11/18/16	L	3-13	H
11/30/16	L	7-14	A
11/3/17	W	27-0	H
11/27/19	L	0-7	A
11/12/21	W	72-3	H
11/11/22	W	45-7	A
11/17/23	W	9-0	H
11/8/24	T	7-7	A
11/14/25	L	0-7	H
11/6/26	L	7-13	A
11/12/27	L	0-6	H
11/10/28	W	6-0	A
11/16/29	W	7-0	H
11/25/30	L	0-13	A
11/7/31	W	13-0	H
10/22/32	W	7-6	A
11/11/33	W	33-0	H
10/27/34	L	7-13	A
11/9/35	W	14-0	H
10/24/36	L	0-13	A
11/6/37	T	0-0	H
10/22/38	W	14-7	A
11/11/39	L	6-13	H
10/26/40	L	6-7	A
11/8/41	L	6-13	H
10/24/42	W	19-6	A
10/28/44	L	7-33	H
10/6/45	W	27-14	H
10/26/46	L	6-20	A
11/8/47	W	13-7	H
10/23/48	W	21-0	A
10/22/49	W	21-7	H
11/4/50	W	14-7	A
11/10/51	W	37-28	H
11/8/52	L	7-22	A
11/7/53	W	53-25	H
11/6/54	W	27-6	A
11/5/55	W	20-6	H
10/27/56	W	16-7	A
11/16/57	L	27-35	H
11/15/58	W	12-7	A
11/14/59	L	0-20	H
11/12/60	L	7-27	A
10/14/61	W	21-14	H
11/10/62	L	0-27	A
11/9/63	L	26-39	H
11/7/64	L	16-21	A
10/16/65	W	16-12	H
10/15/66	W	24-20	A
10/28/67	L	6-23	H
11/2/68	T	7-7	A
11/11/69	W	44-13	H
10/10/70	W	31-28	A
11/6/71	L	7-30	H
10/28/72	L	21-35	A

SERIES HISTORY VS. 2017 OPPONENTS

10/6/73	W	54-49	H	11/5/49	W	33-14	H
11/9/74	W	52-26	A	10/13/51	W	42-35	A1
11/8/75	W	27-24	H	11/15/52	W	28-13	H
11/6/76	W	7-0	A	10/16/54	W	17-7	H
11/5/77	L	31-50	H	10/8/55	T	20-20	H
11/3/79	L	24-28	H	11/17/56	L	13-14	H
10/10/81	L	26-27	H	9/28/57	L	7-13	A1
10/9/82	L	7-50	A	10/4/58	W	34-14	H
11/3/84	L	14-44	A	9/19/59	W	20-6	A2
10/12/85	L	12-28	H	10/8/60	T	21-21	H
10/4/86	L	18-50	A	9/17/66	W	21-6	A2
11/12/88	L	27-28	A	10/25/69	W	17-0	A2
10/21/89	L	16-29	H	10/24/70	W	45-0	H
10/27/90	L	7-46	A	10/16/71	W	24-23	A2
10/19/91	L	17-24	H	9/16/72	W	37-23	H
10/10/92	L	16-35	A	11/17/73	L	28-31	A1
10/9/93	L	23-24	H	11/16/74	W	37-33	H
11/12/94	L	19-31	A	9/27/75	W	33-21	A1
10/11/97	L	3-30	H	11/13/76	W	23-22	H
10/17/98	L	13-21	A	10/8/77	L	10-17	A1
10/23/99	L	27-31	H	11/11/78	W	22-14	H
10/21/00	L	24-36	A	11/10/79	W	45-13	A1
9/29/01	L	28-31	H	11/15/80	L	17-31	H
10/5/02	W	34-27	A	11/14/81	L	0-19	A2
11/15/03	W	54-7	H	11/13/82	W	34-14	H
11/13/04	W	42-12	A	11/12/83	L	6-16	A1
9/10/05	W	56-17	A	11/10/84	L	7-33	H
10/21/06	W	31-24 (ot)	H	9/7/85	L	19-20	A1
11/17/07	L	23-37	A	9/20/86	W	31-21	H
12/6/08	W	48-7	H	11/28/87*	T	17-17	A4
12/5/09	L	10-42	A	10/8/88	L	13-44	A1
11/27/10	L	13-16	H	11/11/89	W	38-26	H
9/24/11	L	23-31	A	9/22/90	L	31-41	A1
11/2/12	L	13-21	H	10/16/93	L	7-34	A1
10/26/13	L	17-41	A	10/29/94	L	23-26	H
10/11/14	L	7-31	H	11/4/95	W	27-11	H
9/26/15	W	30-24	A	10/19/96	L	18-21	A1
11/5/16	L	27-66	H	10/18/97	L	37-63	A1
				9/26/98	W	24-14	H
				10/2/99	L	7-31	A1
				9/30/00	L	17-21	H
				9/22/01	L	20-51	A1
				9/28/02	L	38-48	H
				10/22/05	W	42-38	H
				10/14/06	W	21-3	A1
				11/3/07	W	20-17	H
				9/6/08	W	66-3	A1
				10/24/09	W	49-17	H
				11/6/10	W	20-13	A1
				11/5/11	W	30-7	HS
				10/13/12	W	31-17	A1
				10/5/13	L	22-44	H
				10/4/14	W	60-59	A1
				10/3/15	W	34-28	H
				11/12/16	L	21-56	A1

FIRST MEETING

North Carolina
Ole Miss
Weber State

SERIES NOTES

Points, CAL - 1,782

Points, UW - 1,944

Most Points, CAL - 72 (1921)

Most Points, UW - 72 (1915)

Largest Margin, CAL - 69 (1921)

Largest Margin, UW - 72 (1915)

Longest Win Streak, CAL - 5 (1947-51, 2002-06)

Longest Win Streak, UW - 19 (1977-2001)

Current Win Streak - UW, 1 (2016)

WASHINGTON STATE

Cal leads series, 46-27-5

10/25/19	L	0-14	H
11/6/20	W	49-0	H
10/29/21	W	14-0	A1
11/4/22	W	61-0	H
10/27/23	W	9-0	A1
10/25/24	W	20-7	H
11/7/25	W	35-7	H
10/13/28	W	13-3	H
10/12/29	W	14-0	H
10/4/30	L	0-16	H
10/17/31	W	13-7	A3
10/15/32	L	2-7	H
10/21/33	T	6-6	A1
10/31/36	L	13-14	H
10/9/37	W	27-0	H
10/1/38	W	27-3	A1
10/21/39	W	13-7	H
10/12/40	L	6-9	H
10/4/41	L	6-13	A1
11/3/45	T	7-7	H
11/2/46	W	47-14	H
10/18/47	W	21-6	H
11/13/48	W	44-14	H

SERIES NOTES

Points, CAL - 1,871

Points, WSU - 1,418

Most Points, CAL - 66 (2008)

Most Points, WSU - 63 (1997)

Largest Margin, CAL - 63 (2008)

Largest Margin, WSU - 35 (2016)

Longest Win Streak, CAL - 8 (1920-29, 2005-12)

Longest Win Streak, WSU - 4 (1999-2002)

Current Win Streak - WSU, 2 (2016)

*Coca-Cola Bowl

A1 - Pullman; A2 - Spokane; A3 - Portland;

A4 - Tokyo, Japan; HS - San Francisco, AT&T Park

BOWL HISTORY & RECORDS

BOWL RECORD VS. OPPONENT

ALL TIME BOWL RECORD: 11-10-1

OPPONENT	W-L-T	PF	PA	FIRST/LAST	NOTES
Alabama	1-0-0	13	0	1938 Rose	Win secured most recent national title for Cal
Air Force	2-0-0	97	72	2007/2015 Armed Forces	Cal's biggest comeback ever in a bowl game after trailing 21-0 in 2007
BYU	1-0-0	35	28	2005 Las Vegas	Cal able to hold off BYU fourth quarter rally
Clemson	1-0-0	37	13	1992 Citrus	First New Year's Day bowl for Cal since 1959
Georgia Tech	0-1-0	7	8	1929 Rose	Cal scores fourth quarter TD but rally falls short
Iowa	1-1-0	49	41	1959 Rose/1993 Alamo	Cal redeems Rose Bowl loss in Alamo Bowl 34 years earlier
Miami, Fla.	1-0-0	24	17	2008 Emerald	Cal wins school record fourth straight bowl game
Michigan	0-1-0	6	14	1951 Rose	Cal drops third Rose Bowl in as many years
Navy	0-1-0	38	42	1996 Aloha	Two fourth-quarter touchdowns give Midshipmen comeback win
Northwestern	0-1-0	14	20	1949 Rose	First of school-record three straight Rose Bowl teams
Ohio State	1-1-0	42	17	1921 Rose/1950 Rose	Cal fourth and fifth in final 1950 Coaches and AP polls despite loss
Temple	0-1-0	17	28	1979 Garden State	Cal's first bowl game in 21 seasons is played in Giants Stadium
Texas	0-1-0	10	21	2011 Holiday	Cal fell to 0-5 all-time against Texas before wins in 2015 and 2016
Texas A&M	1-0-0	45	10	2006 Holiday	Largest margin of victory in Cal bowl history
Texas Tech	0-1-0	31	45	2004 Holiday	J.J. Arrington becomes first Cal RB to post 2,000-yard season in bowl
Utah	0-1-0	37	27	2009 Poinsettia	Bears make seventh straight bowl appearance
Virginia Tech	1-0-0	52	49	2003 Insight	Tyler Fredrickson kicks game-winning FG on final play
Washington & Jefferson	0-0-1	0	0	1922 Rose	Teams play to a 0-0 tie in heavy rains
Wyoming	1-0-0	17	15	1990 Copper	Bears snap five-game bowl skid, win first bowl game since 1938

TEAM BOWL RECORDS

CALIFORNIA

Points: 55 vs. Air Force, 2015 Armed Forces Bowl
First Downs: 28 vs. Iowa, 1993 Alamo Bowl
Rushing Attempts: 55 vs. Iowa, 1993 Alamo Bowl
Rushing Yards: 244 vs. Ohio State, 1921 Rose Bowl
Rushing Touchdowns: 5 vs. Virginia Tech, 2003 Insight Bowl
5 vs. Texas A&M, 2006 Holiday Bowl
Pass Attempts: 42 vs. Texas Tech, 2004 Holiday Bowl
Pass Completions: 27 vs. Navy, 1996 Aloha Bowl
27 vs. Virginia Tech, 2003 Insight Bowl
Completion Percentage: 79.2% (19-24) vs. Texas A&M, 2006 Holiday Bowl
Passing Yards: 467 vs. Air Force, 2015 Armed Forces Bowl
Passing Touchdowns: 6 vs. Air Force, 2015 Armed Forces Bowl
Had Intercepted: 4 vs. Ohio State, 1950 Rose Bowl
4 vs. Northwestern, 1949 Rose Bowl
Total Offense Plays: 83 vs. Iowa, 1993 Alamo Bowl
Total Offense Yards: 586 vs. Air Force, 2015 Armed Forces Bowl
Fumbles Lost: 4, vs. Texas, 2011 Holiday Bowl
Penalties: 9 vs. Ohio State, 1950 Rose Bowl
9 vs. BYU, 2005 Las Vegas Bowl
Penalty Yards: 85 vs. BYU, 2005 Las Vegas Bowl
Sacks By: 7.0 vs. Wyoming, 1990 Copper Bowl
Tackles For Loss By: 10.0, vs. Miami, Fla., 2008 Emerald Bowl

OPPONENTS

Points: 49, Virginia Tech, 2003 Insight Bowl
First Downs: 30, Texas Tech, 2004 Holiday Bowl
Rushing Attempts: 67, Ohio State, 1950 Rose Bowl
Rushing Yards: 429, Iowa, 1959 Rose Bowl
Rushing Touchdowns: 6, Navy, 1996 Aloha Bowl
Pass Attempts: 60, Texas Tech, 2004 Holiday Bowl
Pass Completions: 39, Texas Tech, 2004 Holiday Bowl
Completion Percentage: 71.4% (15-21), Michigan, 1951 Rose Bowl
Passing Yards: 520, Texas Tech, 2004 Holiday Bowl
Passing Touchdowns: 4, Virginia Tech, 2003 Insight Bowl
Had Intercepted: 3, Clemson, 1992 Citrus Bowl
Total Offense Plays: 81, Ohio State, 1950 Rose Bowl
81, Texas Tech, 2004 Holiday Bowl
Total Offense Yards: 646, Navy, 1996 Aloha Bowl
Fumbles Lost: 5, Georgia Tech, 1929 Rose Bowl
Penalties: 12, BYU, 2005 Las Vegas Bowl
Penalty Yards: 103, BYU, 2005 Las Vegas Bowl
Sacks By: 6.0, Texas, 2011 Holiday Bowl
Tackles For Loss By: 13.0, Texas, 2011 Holiday Bowl



BOWL HISTORY & RECORDS (CONTINUED)

INDIVIDUAL BOWL RECORDS

RUSHING

Attempts: 34, Vic Bottari vs. Alabama, 1938 Rose Bowl
Yards: 194, Marshawn Lynch vs. BYU, 2005 Pioneer PureVision Las Vegas Bowl
Touchdowns: 3, Marshawn Lynch vs. BYU, 2005 Pioneer PureVision Las Vegas Bowl
Longest Rush: 67, Jackie Jensen vs. Northwestern, 1949 Rose Bowl

PASSING

Attempts: 42, Aaron Rodgers vs. Texas Tech, 2004 Holiday Bowl
Completions: 27, Pat Barnes vs. Navy, 1996 Aloha Bowl
 27, Aaron Rodgers vs. Virginia Tech, 2003 Insight Bowl
Yards: 467, Jared Goff vs. Air Force, 2015 Armed Forces Bowl
Touchdowns: 6, Jared Goff vs. Air Force, 2015 Armed Forces Bowl
Interceptions: 3, Bob Celeri vs. Ohio State, 1950 Rose Bowl
Completion Percentage: 84.2% (16-19), Kevin Riley vs. Air Force, 2007 Armed Forces Bowl
Longest Pass: 74, Nate Longshore to Verran Tucker vs. Miami, Fla., 2008 Emerald Bowl

RECEIVING

Receptions: 9, Tony Gonzalez vs. Navy, 1996 Aloha Bowl
 9, Keenan Allen vs. Texas, 2011 Holiday Bowl
Yards: 149, Chase Lyman vs. Virginia Tech, 2003 Insight Bowl
Touchdowns: 3, Kenny Lawler vs. Air Force, 2015 Armed Forces Bowl
Longest Reception: 74, Verran Tucker from Nate Longshore vs. Miami, Fla., 2008 Emerald Bowl

SCORING

Points: 18, Marshawn Lynch vs. BYU, 2005 Las Vegas Bowl
 18, Kenny Lawler vs. Air Force, 2015 Armed Forces Bowl
Touchdowns: 3, Marshawn Lynch vs. BYU, 2005 Pioneer PureVision Las Vegas Bowl
 3, Kenny Lawler vs. Air Force, 2015 Armed Forces Bowl
Kicking Points: 13, Doug Brien vs. Iowa, 1993 Alamo Bowl
 13, Doug Brien vs. Clemson, 1992 Citrus Bowl
 13, Matt Anderson, vs. Air Force, 2015 Armed Forces Bowl
Extra Points: 7, Tyler Fredrickson vs. Virginia Tech, 2003 Insight Bowl
 7, Matt Anderson, vs. Air Force, 2015 Armed Forces Bowl
Field Goals: 3, Doug Brien vs. Iowa, 1993 Alamo Bowl
 3, Doug Brien vs. Clemson, 1992 Citrus Bowl
Field Goal Attempts: 3, Doug Brien vs. Iowa, 1993 Alamo Bowl
 3, Doug Brien vs. Clemson, 1992 Citrus Bowl
Longest Field Goal: 47, Giorgio Tavecchio vs. Texas, 2011 Holiday Bowl

PUNTING

Punts: 13, Archie Nesbit vs. Washington & Jefferson, 1922 Rose Bowl
Punting Yards: 516, Archie Nesbit vs. Washington & Jefferson, 1922 Rose Bowl
Punting Average: 52.8, Ryan Longwell vs. Navy, 1996 Aloha Bowl
Longest Punt: 72, Ryan Longwell vs. Navy, 1996 Aloha Bowl

PUNT RETURNS

Returns: 5, Brian Treggs vs. Clemson, 1992 Citrus Bowl
Return Yards: 124, Brian Treggs vs. Clemson, 1992 Citrus Bowl
Longest Return: 72, Brian Treggs vs. Clemson, 1992 Citrus Bowl
Punt Return Touchdowns: 1, Brian Treggs vs. Clemson, 1992 Citrus Bowl

KICKOFF RETURNS

Returns: 6, Deltha O'Neal vs. Navy, 1996 Aloha Bowl
 6, Isi Sofele vs. Utah, 2009 Poinsettia Bowl
 6, Marshawn Lynch vs. Texas Tech, 2004 Holiday Bowl
Return Yards: 186, Deltha O'Neal vs. Navy, 1996 Aloha Bowl
Longest Return: 100, Deltha O'Neal vs. Navy, 1996 Aloha Bowl
Kickoff Return Touchdowns: 1, Deltha O'Neal vs. Navy, 1996 Aloha Bowl (100 yards)

INTERCEPTIONS/PASSES DEFENDED

Interceptions: 1, Many times. Last by Luke Rubenzer vs. Air Force, 2015 Armed Forces Bowl
Interception Return Yards: 61, Jerrott Willard vs. Iowa, 1993 Alamo Bowl
Longest Interception Return: 61, Jerrott Willard vs. Iowa, 1993 Alamo Bowl
Interception Return Touchdowns: 1, Jerrott Willard vs. Iowa, 1993 Alamo Bowl (61 yards)
 1, Eddie Young vs. Utah, 2009 Poinsettia Bowl (31 yards)
Passes Broken Up: 3, Harrison Smith vs. Texas Tech, 2004 Holiday Bowl

FUMBLES

Recoveries: 1, Many times. Last by Kyle Kragen vs. Air Force, 2015 Armed Forces Bowl
Fumble Return Yards: 7, Cameron Jordan vs. Miami, Fla., 2008 Emerald Bowl
Longest Return: 7, Cameron Jordan vs. Miami, Fla., 2008 Emerald Bowl

TACKLES

Total Tackles: 15, Greg Bracelin vs. Temple, 1979 Garden State Bowl
Tackles for Loss: 4.0, Jerrott Willard vs. Iowa, 1993 Alamo Bowl
 4.0, Zack Follett vs. Miami, Fla., 2008 Emerald Bowl
 4.0, Kyle Kragen, vs. Air Force, 2015 Armed Forces Bowl
Sacks: 2.0, Many times. Last by Zack Follett vs. Miami, Fla., 2008 Emerald Bowl

BOWL HISTORY

ROSE BOWL

JANUARY 1, 1921

CALIFORNIA	28
OHIO STATE	0

College football may never again witness the sheer dominance displayed by California's legendary "Wonder Teams" of the 1920s, and the 1920 football team, in particular, will forever be remembered as one of the sport's all-time great teams. Under the genius of coach Andy Smith, the Golden Bears completely dismantled opponents en route to an 8-0 record and made their first appearance in the Rose Bowl. Despite their record and having outscored opponents by a total margin of 482-14, the Bears entered the contest as an underdog. Possibly because some Easterners had not yet developed much respect for student-athletes on the West Coast, a respected Ohio State team was predicted to beat Cal by six points.

The Bears wasted little time in refuting such predictions, as Pesky Sprott scored a touchdown early in the first quarter to give California a 7-0 lead. Smith's team was able to score two more touchdowns in the second quarter while a ferocious Bear defense held Ohio State scoreless for a 21-0 halftime lead. One of the scores came on a piece of Wonder Team trickery, as Sprott pitched the ball to end Brick Muller on a reverse who heaved the ball over 50 yards to Brodie Stephens for the touchdown. That play helped Cal break the game open and is thought of as one of the most famous plays in the history of the Rose Bowl. The Bears subsequently earned the unofficial national title.

California	7	14	0	7	-	28
Ohio State	0	0	0	0	-	0
				Cal		Ohio State
First Downs				17		11
Net Yards Rushing				244		105
Passing (Comp-Att)				6-9		11-24
Net Yards Passing				102		133
Total Offense Yards				346		238

ROSE BOWL

JANUARY 1, 1922

CALIFORNIA	0
WASHINGTON & JEFFERSON	0

California's Wonder Team of 1921 defeated every opponent they faced in the regular season, scoring a total of 167 points against conference opponents while only allowing 10. California took a 9-0 record into its second straight Rose Bowl, and although the Bears were predicted to record an easy victory, steady rains had reduced the field to a quagmire, and coach Andy Smith predicted a 0-0 tie. The Bears were fortunate to escape with that, as they only gained 49 yards in total offense and had two first downs while Washington and Jefferson had a 36-yard touchdown run called back on an offside penalty. The Bears original strategy to use a wide-open passing attack was impossible given the condition of the field, and they instead had to rely entirely on power. The results were almost disastrous for the Bears, but Archie Nisbet averaged 39.7 yards on 13 punts and deserved much credit for keeping the Presidents from the end zone.

Washington and Jefferson had a distinct advantage in maturity as most of the men on its team were older than the average college player, and California originally objected to having to play a team from a school whose scholarship requirements were far below that of California. The relatively unknown school representing the East was able to keep the Bears from scoring in the swamp-like condition of the field and put an end to California's winning streak at 18 games.

California	0	0	0	0	-	0
Wash. & Jeff.	0	0	0	0	-	0
				Cal		Wash. & Jeff.
First Downs				2		8
Net Yards Rushing				49		114
Passing (Comp-Att)				2-6		1-4
Net Yards Passing				0		23
Total Offense Yards				49		137

ROSE BOWL

JANUARY 1, 1929

GEORGIA TECH	8
CALIFORNIA	7

The Rose Bowl of 1929 will be remembered forever as one of the most amazing and most talked about games played in the history of collegiate football. California faced an undefeated Georgia Tech squad in a very closely contested battle that was made most memorable thanks to a single play by California's Roy Riegels. After a scoreless first quarter, the Bears threatened by moving the ball to Georgia Tech's 25-yard-line. They were unable to get any farther, however, and possession was lost on downs. The next play became one of the most famous (or infamous) of all time. Riegels, California's All-American center, placed his name in the game's lore when Georgia Tech's Stumpy Thomason was hit by the Bears' Benny Lom at the Georgia Tech 30. Riegels scooped up the fumble and started in the right direction, but suddenly he spun around and headed the wrong way. Riegels had reached the Cal one-yard-line before Lom was able to spin him back around, only to be tackled by Georgia Tech. The play led to a safety when the Engineers blocked Lom's subsequent punt.

Georgia Tech had a 2-0 lead at halftime, then scored again in the third quarter for an 8-0 lead going into the fourth quarter. The Bears finally scored late in the fourth quarter when Lom passed to Irv Phillips in the end zone.

California	0	0	0	7	-	7
Georgia Tech	0	2	6	0	-	8
				Cal		Georgia Tech
First Downs (Rush-Pass)				11 (8-3)		5 (4-1)
Net Yards Rushing (Att-Yards)				51-204		42-166
Passing (Comp-Att-Int)				4-12-1		1-3-0
Net Yards Passing				67		23
Total Offense Plays				63		45
Total Offense Yards				271		189

ROSE BOWL

JANUARY 1, 1938

CALIFORNIA	13
ALABAMA	0

California returned to the Rose Bowl with the "Thunder Team" of 1937. With a devastating offensive backfield and a rock-solid defense, the Golden Bears trampled their opponents in the regular season, posting a 9-0-1 record and scoring a total of 201 points while allowing only 33. The Bears, under coach Stub Allison, recorded six shutouts against opponents and utilized a punishing ground game which not only earned the team the nickname "The Thunder Team" but landed the undefeated squad a berth in the Rose Bowl.

In the Rose Bowl of 1938, the Bears recorded an impressive victory over Alabama, 13-0. California relied on its brilliant backfield of Vic Bottari and Sam Chapman to pave the way on offense. And on defense, the Bears rendered the Crimson Tide offense ineffective, holding Alabama scoreless. Following a fumble recovery by Perry Schwartz in the second quarter, the Bears marched 61 yards and scored on a four-yard run by Bottari. The only other score came early in the third quarter, when Bottari added a second touchdown on another four-yard run, making the final margin 13-0. California had completed an undefeated season for the first time since the Wonder Teams of the 1920s, and was rewarded with its most recent national championship.

California	0	7	6	0	-	13
Alabama	0	0	0	0	-	0
				Cal		Alabama
First Downs				11		11
Net Yards Rushing				192		140
Passing (Comp-Att)				2-9		3-13
Net Yards Passing				16		40
Total Offense Yards				208		180

BOWL HISTORY (continued)

ROSE BOWL

JANUARY 1, 1949

NORTHWESTERN	20
CALIFORNIA	14

Pappy Waldorf will always be remembered as one of the greatest coaches ever at California, and his 1948 team was the first of three consecutive squads he would lead to the Rose Bowl. The Bears of 1948 crushed their opponents en route to an undefeated 10-win regular season and a berth in the Rose Bowl of 1949. The Bears scored nearly three times as many total points as they allowed, and proved themselves as the top team on the West Coast.

The Rose Bowl of 1949 was billed as a battle of wits, as it pitted Pappy Waldorf against one of his former players, Northwestern coach Bob Voights. It proved to be an outstanding game, as the Bears matched the running of Jackie Jensen and Jack Swaner against Frank Aschenbrenner, Ed Tunnichiff and Art Murakowski of Northwestern. Aschenbrenner opened the scoring with a 73-yard touchdown run in the first quarter, but Jensen returned the favor with a 67-yard scoring run of his own on the next series. The game may have been decided on a controversial touchdown in the second quarter, when Murakowski scored from one yard out as he fumbled into the end zone. With Jensen sidelined by leg cramps, the Bears took the lead, 14-13, in the third quarter on a run by Swaner. Northwestern came back, however, to score the winning touchdown on a 43-yard run by Tunnichiff with 2:59 left in the game. Although the Bears lost the game, the final Associated Press Poll still ranked California fourth in the nation.

California	7	0	7	0	-	14
Northwestern	7	6	0	7	-	20
	<i>Cal</i>			<i>Northwestern</i>		
First Downs (Rush-Pass-Pen)	12 (8-4-0)			6 (5-1-0)		
Net Yards Rushing (Att-Yards)	54-173			45-273		
Passing (Comp-Att-Int)	6-16-4			1-4-0		
Net Yards Passing	83			17		
Total Offense Plays	70			49		
Total Offense Yards	256			290		

ROSE BOWL

JANUARY 2, 1950

OHIO STATE	17
CALIFORNIA	14

The Golden Bears entered the 1950 Rose Bowl with a perfect 10-0 regular season record and what many considered to be the West Coast's finest post-World War II team. Under coach Pappy Waldorf, the 1949 Bears were an even more dominant team than the previous year's Rose Bowl team. Cal scored an average of over 30 points per contest while only allowing slightly over 11 points per game in the regular season.

The Bears had built a 7-0 halftime lead on a seven-yard run by Jim Monachino, but Ohio State scored 14 unanswered points to open a 14-7 lead at the end of the third quarter. Monachino stunned the Buckeyes early in the final period when his 44-yard touchdown run tied the score at 14-14, but the Bears were to be denied once again. A bad punt by Bob Celeri gave Ohio State the ball deep in California territory late in the game and Ohio State's Jim Hague kicked a 17-yard game-winning field goal with 1:57 left in the contest. The Bears had managed to lose two consecutive Rose Bowls, but if it was any consolation, the final Associated Press Poll ranked the Golden Bears third in the country.

California	0	7	0	7	-	14
Ohio State	0	0	14	3	-	17
	<i>Cal</i>			<i>Ohio State</i>		
First Downs (Rush-Pass-Pen)	12 (8-3-1)			19 (18-1-0)		
Net Yards Rushing (Att-Yards)	40-133			67-221		
Passing (Comp-Att-Int)	3-13-4			5-14-1		
Net Yards Passing	106			34		
Total Offense Plays	53			81		
Total Offense Yards	239			255		

ROSE BOWL

JANUARY 1, 1951

MICHIGAN	14
CALIFORNIA	6

Pappy Waldorf took his Golden Bears team of 1950 to a third consecutive Rose Bowl. Again the Bears entered the Rose Bowl as an undefeated team that had laid waste to the Pacific Coast Conference. And once again California's string of hard luck Rose Bowl defeats continued. The Bears appeared ready to give coach Waldorf his first post-season victory, as they entered the game with a 9-0-1 record, having outscored opponents 218-76 during the regular season.

On the third play of the game, Pete Schabarum exploded on a 73-yard touchdown run that was wiped out because of a penalty. The Bears went ahead 6-0 in the second quarter on a 39-yard touchdown pass from Jim Marinos to Bob Cummings, and it looked as if the Bears might get that elusive Rose Bowl victory. After halftime, however, the Wolverines dominated the action and with only 5:37 left in the game, Michigan took its first lead. Moments later they added a second touchdown to secure a 14-6 win.

Although Pappy was never able to lead California to a Rose Bowl victory, the Golden Bears compiled a 53-9-1 record under coach Waldorf from 1947-52. Even after the Bears lost to Michigan in 1951, California was ranked as high as the fourth best team in the nation in the final polls (No. 4 UPI, No. 5 AP), making it three straight seasons that the Bears had finished among the top five teams in the country.

California	0	6	0	0	-	6
Michigan	0	0	0	14	-	14
	<i>Cal</i>			<i>Michigan</i>		
First Downs (Rush-Pass-Pen)	12 (11-1-0)			17 (8-8-1)		
Net Yards Rushing (Att-Yards)	51-175			39-145		
Passing (Comp-Att-Int)	4-8-0			15-21-2		
Net Yards Passing	69			146		
Total Offense Plays	59			60		
Total Offense Yards	244			291		

ROSE BOWL

JANUARY 1, 1959

IOWA	38
CALIFORNIA	12

California's last Rose Bowl appearance was one that many Old Blues would like to forget. Behind quarterback Joe Kapp and halfback Jack Hart, the Bears defeated both USC and UCLA en route to a 7-3 regular season record and the Pacific Coast Conference title. Cal was the premier team on the West Coast and on January 1, 1959, the Bears faced Iowa in the Rose Bowl.

Cal wasn't given much of a chance of upending Iowa and that played out true to form as the Hawkeyes recorded a convincing 38-12 victory. The Bears could do little to stop Iowa's powerful rushing game, as the Hawkeyes broke the Rose Bowl record for rushing yardage (429) and total offense (516). Iowa's Bob Jeter erased another Rose Bowl record with an 81-yard touchdown run and finished with 194 yards on only nine carries. Iowa had a commanding 20-0 halftime lead, then increased it to 32-6 after three quarters. Hart was able to score a pair of second half TDs on two runs, but it was hardly enough to turn the tide.

California	0	0	6	6	-	12
Iowa	7	13	12	6	-	38
	<i>Cal</i>			<i>Iowa</i>		
First Downs (Rush-Pass-Pen)	20 (15-5-0)			24 (18-5-1)		
Net Yards Rushing (Att-Yards)	53-214			55-429		
Passing (Comp-Att-Int)	9-20-2			9-14-0		
Net Yards Passing	130			87		
Total Offense Plays	73			69		
Total Offense Yards	344			516		

BOWL HISTORY (continued)

GARDEN STATE BOWL

DECEMBER 15, 1979

TEMPLE	28
CALIFORNIA	17

California returned to post-season play for the first time in 20 years at the 1979 Garden State Bowl. Behind quarterback Rich Campbell, Cal featured a good offense and a solid defense that only yielded 15 points per contest in the regular season. The Bears won their first two and last two games of the year, all on the road, including impressive victories over Washington State and Stanford to bring home the Axe.

Facing Temple in the Garden State Bowl was no easy task for the Bears, as California failed to answer the Owls' rushing attack and suffered a 28-17 defeat. The Owls took control of the game early, scoring on their first three possessions to open a 21-0 first quarter lead. Campbell put the Bears back in the game on a pair of second quarter touchdown passes to Matt Bouza and Joe Rose. The scored remained 21-14 Temple until the fourth quarter when Mick Luckhurst's 34-yard field goal pulled California within four at 21-17. That was as close as the Bears were able to come, however, as Temple scored another touchdown late in the game to secure the win.

California	0	14	0	3	-	17
Temple	21	0	0	7	-	28
			Cal	Temple		
First Downs (Rush-Pass-Pen)			15 (3-11-1)	21 (17-4-0)		
Net Yards Rushing (Att-Yards)			24-23	59-300		
Passing (Comp-Att-Int)			25-39-1	9-20-0		
Net Yards Passing			241	81		
Total Offense Plays			63	79		
Total Offense Yards			264	381		

COPPER BOWL

DECEMBER 31, 1990

CALIFORNIA	17
WYOMING	15

The 1990 Golden Bears surprised the college football world by refuting predictions that they would be a last place team, capturing a 6-4-1 record and finishing in the top half of the conference for the first time since 1979. Perhaps most memorable in the regular season, California put an end to "The Streak" by beating UCLA at Memorial Stadium and making a late rally to tie USC in Los Angeles. Under coach Bruce Snyder, the Bears awakened from their hibernation of the 1980s and were hungry for their first bowl victory in more than half a century.

The Bears offense, which was very potent during the regular season, had its poorest showing of the season, netting only 261 total yards. Fortunately, California's defense rose to the occasion to yield a season-low 15 points. Quarterback Mike Pawlawski fired a 25-yard touchdown pass to Brian Treggs in the second quarter to give the Bears a lead they would never relinquish. Robbie Keen nailed a 46-yard field goal in the third quarter, and fullback Greg Zomalt bulled into the end zone from four yards out early in the fourth as the Bears built a 17-9 advantage. In the final minutes of the game, the Bears had to hold off a Cowboy rally that included a 70-yard punt return for a touchdown. However, California stuffed the two-point conversion attempt to seal the victory.

California	0	7	3	7	-	17
Wyoming	0	3	0	12	-	15
			Cal	Wyoming		
First Downs (Rush-Pass-Pen)			14 (5-9-0)	18 (7-10-1)		
Net Yards Rushing (Att-Yards)			46-89	32-129		
Passing (Comp-Att-Int)			15-26-1	20-39-2		
Net Yards Passing			172	226		
Total Offense Plays			72	71		
Total Offense Yards			261	355		

CITRUS BOWL

JANUARY 1, 1992

CALIFORNIA	37
CLEMSON	13

Led by Mike Pawlawski and Russell White, the Golden Bears put more points on the board than any California squad since the Wonder Team of 1920. The Bears brought a 9-2 record into their first Jan. 1 bowl game in 33 years, capping a season in which they scored a modern-day record 86 points against Pacific, won dramatic come-from-behind games at Arizona and UCLA, and scored more points than any team in history against USC, a 52-30 whipping at Memorial Stadium.

California faced a very tough Clemson squad that had one of the strongest defenses in college football. The Bears, however, exploding for 17 first quarter points to leap to open a comfortable lead before the Tigers knew what hit them. Among the first quarter highlights was a 72-yard punt return for a touchdown by Brian Treggs that just about crushed any hope Clemson had of a comeback victory, as a ferocious Bear defense kept the Tigers at bay for the rest of the afternoon. White rushed for a 103 yards on 22 carries against a run defense that had not allowed a 100-yard runner in nearly four years, and the Golden Bears proved to a national television audience that they were indeed one of the elite Top 10 teams in the nation.

California	17	10	10	0	-	37
Clemson	3	7	3	0	-	13
			Cal	Clemson		
First Downs (Rush-Pass-Pen)			22 (8-11-3)	19 (13-5-1)		
Net Yards Rushing (Att-Yards)			42-146	44-206		
Passing (Comp-Att-Int)			21-33-0	15-36-3		
Net Yards Passing			230	123		
Total Offense Plays			75	80		
Total Offense Yards			376	329		

ALAMO BOWL

DECEMBER 31, 1993

CALIFORNIA	37
IOWA	3

Riding a roller coaster of a regular season that began with five straight wins only to be followed by four consecutive losses and then three more victories, California received a bid to the inaugural Alamo Bowl in San Antonio, Texas. The Bears scored on four of their first five possessions and completely shut down the Iowa offensive attack, limiting the Hawkeyes to just 90 yards of total offense in the 37-3 victory.

After three Doug Brien field goals gave Cal a 9-0 lead 20 minutes into the contest, quarterback Dave Barr hit Mike Caldwell for a six-yard score. Linebacker Jerrott Willard followed by picking off a pass and rumbling 61 yards for the touchdown as time ran out in the first half to give Cal a 23-0 margin heading to the locker room. Barr, who passed for two more scores in the second half to Iheanyi Uwaezuoke and Brian Remington, finished the game 21-of-28 for 266 yards, while Lindsey Chapman led the rushing attack with 89 yards. As a team, the Bears ended the contest with an impressive time of possession advantage of 43:14 to 16:46. The victory lifted Cal into the final national polls (No. 24 Coaches/No. 25 AP).

California	6	17	7	7	-	37
Iowa	0	0	3	0	-	3
			Cal	Iowa		
First Downs (Rush-Pass-Pen)			28 (14-13-1)	5 (2-3-0)		
Net Yards Rushing (Att-Yards)			55-179	21-20		
Passing (Comp-Att-Int)			21-28-0	6-17-1		
Net Yards Passing			266	70		
Total Offense Plays			83	38		
Total Offense Yards			445	90		

BOWL HISTORY (continued)

ALOHA BOWL

DECEMBER 25, 1996

NAVY	42
CALIFORNIA	38

In a game that followed a pattern established throughout the season, Cal provided plenty of offensive fireworks, but couldn't hold on in a 42-38 loss to Navy at the Aloha Bowl. Cal seemed to have the game well in hand with a 10-point lead late in the contest, but Navy rallied for a pair of touchdowns in the final eight minutes.

The game got off to a bang when Cal's Deltha O'Neal returned the opening kickoff 100 yards for a score. Then the Bears settled into their offense, seeming to score at will in the first half, putting together drives of 81, 73, 35 and 61 yards en route to taking a 35-28 halftime lead. Quarterback Pat Barnes threw for three scores, two to wideout Bobby Shaw and one to tight end Sean Bullard, and O'Neal added a 31-yard TD scamper.

However, Cal could manage only a 41-yard Ryan Longwell field goal in the second half, before Navy put on its late rush that culminated on a 10-yard game-winning TD run by backup QB Ben Fay with 1:41 left in the contest.

Navy	7	21	0	14	-	42
California	13	22	3	0	-	38
			Cal	Navy		
First Downs (Rush-Pass-Pen)			24 (7-17-0)	25 (12-12-1)		
Net Yards Rushing (Att-Yards)			38-121	50-251		
Passing (Comp-Att-Int)			27-38-0	14-21-1		
Net Yards Passing			313	395		
Total Offense Plays			76	71		
Total Offense Yards			434	646		

INSIGHT BOWL

DECEMBER 26, 2003

CALIFORNIA	52
VIRGINIA TECH	49

After 98 points and 1,081 yards of offense, the Insight Bowl came down to a 35-yard field goal try, and Tyler Fredrickson made the final kick of his Cal career as time expired to give the Bears a 52-49 victory over Virginia Tech.

Cal's Aaron Rodgers flirted with 400 yards passing in an aerial duel that saw both teams rally from 14-point deficits. Rodgers was 27-of-35 passing for 394 yards and two TDs. He also ran for two scores and was named the game's offensive MVP.

Chase Lyman, starting in place of injured wide receiver Geoff McArthur, caught five passes for a Cal bowl-record 149 yards, including a 33-yarder from Rodgers for a touchdown.

Rodgers, who was 15-for-17 for 245 yards in the second half, scored on an eight-yard option play to put Cal ahead 42-28 with 48 seconds left in the third quarter. Virginia Tech came back as DeAngelo Hall reversed his field for a 52-yard punt return TD that tied the game at 49-49 with 3:11 remaining.

The winning drive came after Virginia Tech's subsequent kickoff went out of bounds, giving Cal the ball on the 35. Rodgers completed three passes to the Hokie 20-yard line, and a five-yard run by J.J. Arrington set up Fredrickson's winning field goal on the game's final play.

California	7	14	21	10	-	52
Virginia Tech	21	7	0	21	-	49
			Cal	Virginia Tech		
First Downs (Rush-Pass-Pen)			27 (9-17-1)	27 (8-18-1)		
Rushing (Att-Net Yds.)			41-136	26-153		
Passing (Comp-Att-Int)			27-35-0	24-36-0		
Net Yards Passing			394	398		
Total Offense Plays			76	62		
Total Offense Yards			530	551		

HOLIDAY BOWL

DECEMBER 30, 2004

TEXAS TECH	45
CALIFORNIA	31

Perhaps pining for a Rose Bowl bid that was snatched away by voters in the final week, Cal came up against the vaunted Texas Tech aerial attack led by Sonny Cumbie and fell, 45-31, in the Pacific Life Holiday Bowl. Cumbie threw for a career-high 520 yards and three touchdowns, as 21st-ranked Texas Tech upended the Golden Bears.

Cal's J.J. Arrington became just the third running back in Pac-10 history and the first for California to rush for 2,000 yards in a season when he reached the milestone against the Red Raiders. The senior carried 25 times for 173 yards against Tech to finish the year with a school-record 2,018 yards. His two-yard run in the first quarter was his 15th rushing touchdown of the year, breaking Cal's season record that has later been tied by Justin Forsett (2007) and Jahvid Best (2008).

Tech had four scoring drives that took under two minutes each. Trailing 14-7 after the first quarter, the Red Raiders scored 24 straight points and held a commanding 31-14 lead by early in the third quarter.

Cal quarterback Aaron Rodgers threw an 11-yard TD pass to Garrett Cross and scored on a 1-yard sneak, both in the final quarter.

Texas Tech	7	17	14	7	-	45
California	14	0	3	14	-	31
			Texas Tech	Cal		
First Downs (Rush-Pass-Pen)			30 (8-18-4)	27 (11-15-1)		
Net Yards Rushing (Att-Yards)			21-77	39-221		
Passing (Comp-Att-Int)			39-60-0	24-42-1		
Net Yards Passing			520	246		
Total Offense Plays			81	81		
Total Offense Yards			597	467		

LAS VEGAS BOWL

DECEMBER 22, 2005

CALIFORNIA	35
BYU	28

Marshawn Lynch rushed for career highs of 194 yards and three touchdowns to win the game's MVP award, and DeSean Jackson caught two scoring passes before Cal's defense held off BYU for a 35-28 victory.

Junior Steve Levy passed for 228 yards in his second career start for the Bears, who held off BYU's fourth-quarter comeback in a high-octane game that featured 915 total yards.

Cal took a 35-14 lead into the final quarter after Lynch's 35-yard scoring run and Jackson's exceptional 22-yard diving TD catch in the third. But BYU quarterback John Beck responded with scoring passes to Jonny Harline and Todd Watkins, whose nine-yard grab with 5:35 left cut Cal's lead to the final seven-point margin.

The Bears missed a 50-yard field goal with 2:20 to play in the fourth, but the Cougars moved just seven yards before Beck's arm was hit by Cal lineman Phillip Mbakogu on the ensuing series. Daymeion Hughes intercepted the wobbling pass to seal the victory.

The Bears' stars were the difference. Jackson scored on a 42-yard romp through the BYU secondary three seconds before halftime, while Lynch had scoring runs of 3, 23 and 35 yards along with a handful of jaw-dropping second-effort rushes. His 194 yards rushing and three touchdowns on the ground also were Cal bowl records.

BYU	0	14	0	14	-	28
California	7	14	14	0	-	35
			BYU	Cal		
First Downs (Rush-Pass-Pen)			27 (6-18-3)	26 (16-7-3)		
Net Yards Rushing (Att-Yards)			27-94	43-241		
Passes (Comp-Att-Int)			35-53-2	16-23-0		
Net Yards Passing			352	228		
Total Offense Plays			80	66		
Total Offense Yards			446	469		



BOWL HISTORY (continued)

HOLIDAY BOWL

DECEMBER 28, 2006

CALIFORNIA	45
TEXAS A&M	10

California posted its largest margin of victory in its bowl history with a 45-10 win over Texas A&M.

In his final game in a Golden Bear uniform, Marshawn Lynch rushed for 111 yards and two touchdowns to earn the game's co-offensive MVP honors. Justin Forsett was the game's leading rusher with 124 yards, and also found the end zone in the fourth quarter on an eight-yard dash.

Quarterback Nate Longshore completed 19-of-24 passes for 235 yards and a touchdown, en route to co-offensive MVP honors. Longshore also scored a touchdown on the ground in the first quarter to even the score at 7-7.

Not to be overshadowed by the offense, linebacker Desmond Bishop recorded a game-high 12 tackles to earn the game's Defensive MVP honors.

The Cal defensive unit was spectacular, allowing just 10 points, including a shutout in the second half. San Diego native Mickey Pimentel recorded seven tackles, while Eddie Young intercepted a pass (his first career INT) in the fourth quarter to highlight the other defensive notables.

Texas A&M	7	3	0	0	-	10
California	7	7	14	17	-	45
			Texas A&M			Cal
First Downs (Rush-Pass-Pen)			21 (9-11-1)			22 (11-11-0)
Net Yards Rushing (Att-Yards)			38-163			32-241
Passes (Comp-Att-Int)			18-29-1			19-24-1
Net Yards Passing			186			235
Total Offense Plays			67			56
Total Offense Yards			349			476

ARMED FORCES BOWL

DECEMBER 31, 2007

CALIFORNIA	42
AIR FORCE	36

California scored its largest comeback victory in a bowl game with a 42-36 win over Air Force.

The Falcons' crisp option offense kept the Golden Bears guessing through the first 20 minutes as Air Force scored on two drives, then pushed in another seven points after a Bear miscue on a kickoff.

However, with Cal backup quarterback Kevin Riley stepping in under center, the Cal offense came to life. The freshman signal-caller connected with DeSean Jackson for a 40-yard score and found fellow standout receivers Lavelle Hawkins and Robert Jordan for touchdowns to pull the Bears within three, 24-21, midway through the third quarter.

Cal ran a relentless ground attack behind tailback Justin Forsett, who scored a pair of TDs before Riley put the game away with a nifty option run for a 42-30 advantage.

Riley earned MVP honors by connecting on 16-of-19 passes for 269 yards and three TDs. Forsett tallied 140 yards rushing and Thomas DeCoud paced the defense with 10 tackles. Jordan caught six catches for 148 yards.

California	0	14	14	14	-	42
Air Force	7	14	6	9	-	36
			Cal			Air Force
First Downs (Rush-Pass-Pen)			26 (11-14-1)			24 (18-5-1)
Net Yards Rushing (Att-Yards)			34-202			61-312
Passes (Com-Att-Int)			21-27-0			9-20-0
Net Yards Passing			305			113
Total Offense Plays			61			81
Total Offense Yards			507			425

EMERALD BOWL

DECEMBER 27, 2008

MIAMI, FLA.	17
CALIFORNIA	24

California played its first bowl game ever in the Bay Area and made its hometown fans happy with a 24-17 victory over Miami, Fla.

Cal jumped out to an early 14-0 first quarter lead on a pair of Jahvid Best touchdown runs but Miami eventually came back to tie the contest at 17-17 in the fourth quarter. The game remained tied until late in regulation when Nate Longshore connected with Anthony Miller on a two-yard scoring strike with 2:37 to go. The winning touchdown was set up moments earlier when Zack Follett forced a fumble deep in Hurricane territory and Cameron Jordan returned it to the Miami two-yard line.

Miami was able to put together eight plays on an ensuing drive but time ran out on the Hurricanes after reaching the Bears' 37-yard line.

Best capped a tremendous season for Cal by rushing for an Emerald Bowl record 186 yards and two touchdowns, marking his fourth consecutive 100-yard rushing game and eighth of the season.

The Golden Bears also set several other school bowl records, including the team's 10.0 tackles for loss, Follett's bowl-record-tying 4.0 tackles for loss and 2.0 sacks, a 74-yard first quarter passing play between Longshore and Verran Tucker, and Jordan's seven-yard fumble return.

Miami, Fla.	0	7	7	3	-	17
California	14	0	3	7	-	24
			Miami, Fla.			Cal
First Downs (Rush-Pass-Pen)			17 (5-11-1)			11 (9-2-0)
Net Yards Rushing (Att-Yards)			32-119			30-217
Passes (Comp-Att-Int)			25-41-1			10-21-0
Net Yards Passing			194			121
Total Offense Plays			73			51
Total Offense Yards			313			338

POINSETTIA BOWL

DECEMBER 23, 2009

UTAH	37
CALIFORNIA	27

The Golden Bears jumped out to a two-touchdown lead but could not prevail as Utah's Jordan Wynn threw for a career-high 338 yards and three touchdowns to rally the Utes to a 37-27 victory over California in the Poinsettia Bowl.

The Bears, in a bowl game for the school-record seventh straight year, had their four-game postseason winning streak snapped. The Utes scored 27 straight points to win their ninth straight bowl game, the longest streak in the country and tied for the second-longest ever following the 2009 season.

Shane Vereen, who scored twice, became the seventh Cal back to gain more than 100 yards in a bowl, finishing with 122 yards on 20 carries. Vereen started the scoring with a 36-yard touchdown run and Eddie Young intercepted Wynn on the first play of Utah's next drive, returning it 31 yards for a score.

But Utah's defense shut down Cal while the Utes offense on its last four possessions of the first half. Cal finally scored again on a 1-yard run by Vereen with 39 seconds left in the third quarter to put the Bears within six at 27-21 before Utah kicked a 25-yard field goal to pull away.

Utah	7	17	3	10	-	37
California	14	0	7	6	-	27
			Utah			Cal
First Downs (Rush-Pass-Pen)			20 (6-13-1)			17 (6-10-1)
Net Yards Rushing (Att-Yards)			35-51			28-96
Passes (Com-Att-Int)			26-37-1			20-36-2
Net Yards Passing			338			214
Total Offense Plays			72			64
Total Offense Yards			389			310

BOWL HISTORY (continued)

HOLIDAY BOWL

DECEMBER 28, 2011

CALIFORNIA 10
TEXAS 21

Playing in the Holiday Bowl for the third time in school history, the Longhorns topped the Golden Bears, 21-10, in the 2011 Bridgepoint Education Holiday Bowl at Qualcomm Stadium in San Diego, CA. In addition, Cal fell to 0-5 all-time against Texas.

The Bears jumped out to an early 3-0 lead on a 47-yard field goal by Giorgio Tavecchio, but the Bears could only manage one more score in the contest. Isi Sofele scampered six yards for Cal's lone touchdown of the game on the opening drive of the second half to take a brief 10-7 lead.

Texas quarterback David Ash added his name to the list of quarterbacks who've caught a touchdown pass in the Holiday Bowl and he also threw for one score. Ash caught a 4-yard pass from wide receiver Jaxon Shipley in the second quarter to join BYU's Steve Young, Texas A&M's Bucky Richardson and Oregon's Harrington as quarterbacks who've caught touchdown passes in the Holiday Bowl. Ash would later throw a 47-yard touchdown pass to Marquise Goodwin, who made a nice over-the-shoulder catch in full stride. That score gave the Longhorns a 14-10 lead and proved to clinch the win for Texas.

Keenan Allen led the Bears with nine catches for 82 yards.

California	3	0	7	0	-	10
Texas	0	7	7	7	-	21
	Cal			Texas		
First Downs (Rush-Pass-Pen)	15 (2-11-2)			13 (7-5-1)		
Net Yards Rushing (Att-Yards)	36-7			35-109		
Passes (Com-Att-Int)	19-33-1			15-24-0		
Net Yards Passing	188			146		
Total Offense Plays	69			59		
Total Offense Yards	195			255		

ARMED FORCES BOWL

DECEMBER 29, 2015

CALIFORNIA 55
AIR FORCE 36

A 55-36 victory over Air Force in the 2015 Lockheed Martin Armed Forces Bowl followed a familiar script for a Cal program that took serious strides in 2015. Yet another tremendous performance from quarterback Jared Goff paved the way and the Bears followed his lead, rolling to their eighth win of the season for the first time since 2009.

As was often the case for the Bears this year, Goff was the main character in Cal's story of success, completing 25 of 37 passes for 467 yards, six touchdowns and no interceptions to earn game MVP honors. Along the way, he set Pac-12 single season records for passing touchdowns (43) and yards (4,719) while setting a Cal bowl record and tying his career high for touchdowns in a single game. His touchdown total also tied for second-most in Football Bowl Subdivision (FBS) bowl history.

Goff's focus wasn't confined to one or two main targets. Kenny Lawler found the end zone three times, hauling in five passes for 75 yards while senior Bryce Treggs made his final collegiate game a memorable one with four catches for 143 yards and a touchdown. Fellow senior Darius Powe caught two touchdown passes and nine different Bears caught a pass and Cal (8-5) racked up 586 yards of total offense while breaking the school record for points in a bowl game of 52 (2003 Insight Bowl vs. Virginia Tech).

California	14	21	17	3	-	55
Air Force	7	14	8	7	-	36
	Cal			Air Force		
First Downs (Rush-Pass-Pen)	27 (9-16-2)			23 (14-7-2)		
Net Yards Rushing (Att-Yards)	34-119			53-285		
Passes (Com-Att-Int)	25-37-0			7-15-1		
Net Yards Passing	467			149		
Total Offense Plays	71			68		
Total Offense Yards	586			434		



NATIONAL HONORS

CFPA ELITE PERFORMERS

2009 Jahvid Best, RB
2011 Bryan Anger, P

LOTT TROPHY

Defensive IMPACT Player of the Year - Integrity, Maturity, Performance, Academics, Community, and Tenacity

2006 Daymeion Hughes, DB

NFF NATIONAL SCHOLAR ATHLETE

2008 Alex Mack, C
2010 Mike Mohamed, LB

RANDY MOSS AWARD

Nation's top kick/punt returner

2006 DeSean Jackson, RET

RIVALS RECRUITER OF THE YEAR

2009 Tosh Lupoi, Defensive Line Coach

WILLIAM V. CAMPBELL TROPHY

Academic Heisman

2008 Alex Mack, C

ALL-AMERICANS

(FIRST-TEAM ONLY)

1921	Brick Muller, E	WC
1922	Brick Muller, E	WC
1924	Babe Horrell, C	WC
1928	Irv Phillips, E	A-A B, NANA, NYS, UPI
1929	Roy Riegels, C	AP, CP
	Bert Schwarz, G	AP, NYS
1930	Ted Beckett, G	A-A B, GR, SFC
1931	Rusty Gill, HB	AFP, NYS
1934	Arleigh Williams, HB	INS
1935	Lawrence Lutz, T	A-A B, AP, NANA
1936	Bob Herwig, C	AFCA, UN, UPI
1937	Sam Chapman, HB	A-A B, AP, GR, INS, NYS, UPI
	Bob Herwig, C	COL
	John Meek, QB	COL, NYS
	Perry Schwartz, E	A-A B
	Vard Stockton, G	INS, UPI
1938	Vic Bottari, HB	A-A B, CP, GR, INS, ISWA, HW, NW
1940	Bob Reinhard, T	GR
1941	Bob Reinhard, T	GR
1947	Rod Franz, G	A-A B, AFCA, GR
1948	Rod Franz, G	AP, NYS
	Jackie Jensen, FB	A-A B, GR, INS, NEA, NYDN
	Jim Turner, T	INS
1949	Bob Celeri, QB	FD
	Rod Franz, G	AP, INS, LOOK, NYS, UPI
	Forrest Klein, G	NEA
	Jim Turner, T	INS
1950	Jim Monachino, RB	LOOK
	Les Richter, G	AP, INS, LOOK, SN, UPI
	Carl Van Heuit, DB	HAF, LOOK
1951	Les Richter, G	AP, INS, LOOK, SN, UPI
1952	John Olszewski, HB	INS, NEA, FC
1953	Matt Hazeltine, C	INS, NBC, LOOK
1954	Matt Hazeltine, C	INS
	Paul Larson, QB	FW, FN, LOOK
	Sam Williams, QB	Academic
1958	Joe Kapp, QB	FW, TIME
1964	Craig Morton, QB	AFCA, FN, FW, NEA, SN
1968	Ed White, NG	AFCA, AP, FW
1971	Sherman White, DT	AP, FW, NEA, SN, UPI
1974	Steve Bartkowski, QB	Consensus
	Chris Mackie, OG	FW
1975	Chuck Muncie, RB	Consensus
	Steve Rivera, WR	Consensus

1976	Ted Albrecht, OT	AP
	Joe Roth, QB	SN
1982	Harvey Salem, OT	SN
	David Lewis, TE	GNS
1983	Ron Rivera, LB	Consensus
1987	Scott Tabor, P	SN
1989	Robbie Keen, P	AFCA
1991	Troy Auzenne, OT	AFCA
	Russell White, RB	FW, WC
1992	Sean Dawkins, WR	Consensus
1993	Todd Steussie, OT	AFCA
1995	Duane Clemons, LB	FN
	Regan Upshaw, DE	PFW
1996	Tony Gonzalez, TE	FN, SN
1997	Bobby Shaw, WR	SN
1999	Deltha O'Neal, CB/RET	Consensus
2000	Andre Carter, DE	Consensus
	Nick Harris, P	Consensus
2004	J.J. Arrington, TB	Consensus
	Marvin Philip, C	SI
	Ryan Riddle, DE	SI, SN
2006	Daymeion Hughes, CB	Consensus
	DeSean Jackson, PR	Consensus
	Marshawn Lynch, RB	FW
2007	DeSean Jackson, WR	AFCA
	Alex Mack, C	SN
2008	Alex Mack, C	R

LEGEND

A-A B	All-America Board	LOOK	Look Magazine
AFCA	American Football Coaches Association	NANA	National American Newspaper Alliance
AFP	American Football Players	NBC	National Broadcasting Company
AP	Associated Press	NEA	Newspaper Enterprises Association
COL	Colliers	NYDN	New York Daily News
CP	Central Press	NYS	New York Sun
FD	Football Digest	NW	Newsweek Magazine
FN	Football News	PFW	Pro Football Weekly
FW	Football Writers	R	Rivals
GNS	Gannett News Service	SI	Sports Illustrated
GR	Grantland Rice	SFC	San Francisco Chronicle
HAF	Helms Athletic Foundation	SN	Sporting News
HW	Hearst Writers	TIME	Time Magazine
INS	International News Service	UPI	United Press International
ISWA	Intercollegiate Sports Writers Association	WC	Walter Camp

CONFERENCE/REGIONAL HONORS

ALL-CONFERENCE FIRST-TEAM ONLY

1927 Fred Coltrin, T
Irv Phillips, E
1928 Stephen Bancroft, T
Ben Lom, HB
Irv Phillips, E
1929 Ben Lom, HB
Robert Norton, E
Roy Riegels, C
Bert Schwarz, G
1930 Ted Beckett, G
1931 Rusty Gill, HB
Ralph Stone, E
1932 Hank Schaldach, HB
1933 Larry Lutz, T
1934 Arleigh Williams, HB
1935 Floyd Blower, HB
Jack Brittingham, E
Bob Herwig, C
Larry Lutz, T
1936 Bob Herwig, C
1937 Vic Bottari, HB
Sam Chapman, HB
Bob Herwig, C
John Meek, QB
Perry Schwartz, E
Vard Stockton, G
1938 Dave Anderson, FB
Vic Bottari, HB
Dave De Varona, T
Willard Dolman, E
1939 Lee Artoe, T
1940 Bob Reinhard, T
1941 Bob Reinhard, T
1942 John Ferguson, E
1943 Art Honneger, HB
1944 Williams Hachten, G
Roger Harding, C
1945 Wendell Beard, T
1947 Rod Franz, G
John Graves, FB
1948 Jon Baker, LB
Rod Franz, G
Jack Jensen, FB
Jack Swaner, HB
Jim Turner, T
Frank Van Deren, E
1949 Bob Celeri, QB
Jim Cullom, T
Rod Franz, G
Jim Turner, T
1950 Ed Bartlett, DE
Bob Karpe, T
Jim Minahen, E
Jim Monachino, HB
Les Richter, C
Pete Schabarum, FB
Carl Van Heuit, DB
1951 Bob Karpe, T
Charles Harris, C
Dick Lemmon, DB
Les Richter, C
1952 John Olszewski, FB
1953 Matt Hazeltine, C
1954 Jim Hanifan, E
Paul Larson, QB
Matt Hazeltine, C
1956 Don Gilkey, G

1958 Jack Hart, HB
Joe Kapp, QB
1959 Frank Sally, T
1960 George Pierovich, FB
1964 Stan Dzura, DT
Craig Morton, QB
Jack Schraub, SE
1965 John Garamendi, OG
1966 Wayne Stewart, DB
1967 Mike McCaffrey, DE
1968 Mike McCaffrey, DE
Wayne Stewart, SE
Ed White, DT
Ken Wiedemann, DB
1969 Irby Augustine, DE
Bob Richards, OT
1970 Phil Croyle, DT
Bob Richards, OT
Sherman White, DT
Ray Youngblood, DB
1971 Steve Sweeney, FL
Sherman White, DT
Ray Youngblood, DB
1972 Bob Kampa, DT
Steve Sweeney, FL
1974 Steve Bartkowski, QB
Chuck Muncie, RB
Steve Rivera, WR
1975 Ted Albrecht, OT
Chuck Muncie, RB
Steve Rivera, WR
1976 Ted Albrecht, OT
Jim Breech, K
Duane Williams, C
1977 Jim Breech, K
Ralph DeLoach, DL
George Freitas, TE
1980 Rich Dixon, LB
1981 Harvey Salem, OT
1982 Harvey Salem, OT
1983 Ron Rivera, LB
1985 Keith Kartz, OT
Hardy Nickerson, LB
1987 Ken Harvey, LB
Scott Tabor, P
1988 Robbie Keen, PK/P
1989 David Ortega, LB
1990 Russell White, RB
1991 Troy Auzenne, OT
Doug Brien, PK
Mike Pawlawski, QB
Russell White, RB
1992 Chidi Ahanotu, DT
Sean Dawkins, WR
Todd Steussie, OT
1993 Eric Mahlum, C
Todd Steussie, OT
Jerrott Willard, LB
Eric Zomalt, S
1994 Jerrott Willard, LB
1995 Duane Clemons, LB
Regan Upshaw, DL
1996 Tarik Glenn, OT
Tony Gonzalez, TE
Ryan Longwell, P/PK
Bobby Shaw, WR
1997 John McLaughlin, ST
Bobby Shaw, WR

1998 Dameane Douglas, WR
John McLaughlin, ST
Sekou Sanyika, OLB
John Welbourn, OT
1999 Andre Carter, DE
Nick Harris, P
Deltha O'Neal, CB/RET
Sekou Sanyika, LB
Jacob Waasdorp, DT
2000 Andre Carter, DE
Nick Harris, P
2002 Tully Banta-Cain, DE
LaShaun Ward, KOR
2003 Adimchinobe Echemandu, TB
Donnie McCleskey, ROV
Mark Wilson, OT
2004 J.J. Arrington, TB
Matt Giordano, S
Wendell Hunter, LB
Geoff McArthur, WR
Ryan O'Callaghan, OL
Marvin Philip, C
Ryan Riddle, DE
Aaron Rodgers, QB
2005 Daymeion Hughes, DB
Brandon Mebane, DL
Ryan O'Callaghan, OL
Marvin Philip, C
2006 Desmond Bishop, LB
Daymeion Hughes, CB
DeSean Jackson, WR/PR
Marshawn Lynch, RB
Alex Mack, OL
Brandon Mebane, DT
2007 Jahvid Best, ST
Justin Forsett, RB
Alex Mack, OL
2008 Jahvid Best, RB
Zack Follett, LB
Alex Mack, OL
Syd'Quan Thompson, DB
2009 Tyson Alualu, DT
Bryan Anger, P
Mike Mohamed, LB
Mike Tepper, OT
Syd'Quan Thompson, DB
2010 Bryan Anger, P
Chris Conte, DB
Cameron Jordan, DL
2011 Keenan Allen, WR
Bryan Anger, P
Mychal Kendricks, LB
Mitchell Schwartz, OL
2012 Vincenzo D'Amato, PK
Brian Schwenke, OL
2015 Jared Goff, QB
Kenny Lawler, WR
Note: All-Coast prior to 1947

PAC-10 COACH OF THE YEAR

1982 Joe Kapp
1990 Bruce Snyder
2002 Jeff Tedford
2004 Jeff Tedford

PAC-10/12 PLAYER OF THE YEAR

1975 Chuck Muncie
1983 Ron Rivera (Co-Def.)
1991 Mike Pawlawski (Co-Off.)
1999 Deltha O'Neal (Def.)
2006 Daymeion Hughes (Def.)
Marshawn Lynch (Off.)
2011 Mychal Kendricks (Def.)

PAC-10 SCHOLAR- ATHLETE OF THE YEAR

2008 Alex Mack
2010 Mike Mohamed

MORRIS TROPHY

Outstanding Pac-10 Lineman

1993 Todd Steussie (Offense)
2000 Andre Carter (Defense)
2005 Ryan O'Callaghan (Offense)
2007 Alex Mack (Offense)
2008 Alex Mack (Offense)

POP WARNER TROPHY

Top Senior on West Coast

1958 Joe Kapp
1964 Craig Morton
1975 Chuck Muncie
1983 Ron Rivera
1999 Deltha O'Neal
2004 J.J. Arrington

PRO BEARS

CAL PLAYERS ACTIVE IN THE NFL (39)

According to ESPN (as of July 14, 2017)

Lorenzo Alexander – LB..... Buffalo
 Keenan Allen – WR Los Angeles Chargers
 Tyson Alualu – DE..... Pittsburgh
 C.J. Anderson – RB..... Denver
 Stephen Anderson – TE Houston
 Bryan Anger – P..... Tampa Bay
 Deandre Coleman – DT Buffalo
 Chris Conte – S..... Tampa Bay
 Trevor Davis – WR Green Bay
 Jared Goff – QB Los Angeles Rams
 ^Chad Hansen – WR..... New York Jets
 Chris Harper – WR New York Jets
 Maurice Harris – WR..... Washington
 DeSean Jackson – WR..... Tampa Bay

Marvin Jones – WR Detroit
 Cameron Jordan – DE..... New Orleans
 Mychal Kendricks – LB Philadelphia
 L.P. Ladouceur – LS Dallas
 Daniel Lasco – RB..... New Orleans
 Kenny Lawler – WR Seattle
 Marshawn Lynch – RB Oakland
 Alex Mack – C..... Atlanta
 Chris McCain – LB..... Los Angeles Chargers
 Stefan McClure – S Indianapolis
 Brandon Mebane – DT..... Los Angeles Chargers
 #Steven Moore – OT Tennessee
 ^Khalfani Muhammad – RB..... Tennessee
 Darius Powe – WR..... New York Giants
 Jordan Rigsbee – OT Carolina

Aaron Rodgers – QB..... Green Bay
 Richard Rodgers – TE Green Bay
 Jeremy Ross – WR Arizona
 Mitchell Schwartz – OL Kansas City
 Brian Schwenke – C..... Indianapolis
 Nick Sundberg – LS Washington
 Giorgio Tavecchio – PK Oakland
 Bryce Treggs – WR Philadelphia
 Shane Vereen – RB..... New York Giants
 ^Davis Webb – QB..... New York Giants
^2017 NFL Draft Pick
#2017 Undrafted Free Agent Signee

CAL'S TOP NFL DRAFT PICKS

FIRST ROUND (27)

1952 – Les Richter – LB (New York Yanks, 2)
 1953 – John Olszewski – RB (Chicago Cardinals, 4)
 1965 – Craig Morton – QB (Dallas, 6)
 1972 – Sherman White – DE (Cincinnati, 2)
 1975 – Steve Bartkowski – QB (Atlanta, 1)
 1976 – Chuck Muncie – RB (New Orleans, 3)
 1977 – Ted Albrecht – OL (Chicago, 15)
 1981 – Rich Campbell – QB (Green Bay, 6)
 1984 – David Lewis – TE (Detroit, 20)
 1988 – Ken Harvey – LB (Phoenix, 12)
 1993 – Sean Dawkins – WR (Indianapolis, 16)
 1994 – Todd Steussie – OL (Minnesota, 19)
 1996 – Regan Upshaw – DE (Tampa Bay, 12)
 1996 – Duane Clemons – LB (Minnesota, 16)
 1997 – Tony Gonzalez – TE (Kansas City, 13)
 1997 – Tarik Glenn – OL (Indianapolis, 19)
 2000 – Deltha O'Neal – CB (Denver, 15)
 2001 – Andre Carter – DE (San Francisco, 7)
 2003 – Kyle Boller – QB (Baltimore, 19)
 2003 – Nnamdi Asomugha – CB (Oakland, 31)
 2005 – Aaron Rodgers – QB (Green Bay, 24)
 2007 – Marshawn Lynch – RB (Buffalo, 12)
 2009 – Alex Mack – OL (Cleveland, 21)
 2010 – Tyson Alualu – DL (Jacksonville, 10)
 2010 – Jahvid Best – RB (Detroit, 30)
 2011 – Cameron Jordan – DL (New Orleans, 24)
 2016 – Jared Goff – (Los Angeles Rams, 1)

SECOND ROUND (18)

1951 – Pete Schabarum – HB (San Francisco, 17)
 1958 – Proverb Jacobs – T (Philadelphia, 17)
 1969 – Ed White – G/T (Minnesota, 39)
 1977 – Wesley Walker – WR (New York Jets, 33)
 1980 – Daryle Skaugstad – DT (Houston, 52)
 1983 – Harvey Salem – DT (Houston, 30)
 1984 – Ron Rivera – LB (Chicago, 44)
 1989 – David Zawatson – OT (Chicago, 54)
 1992 – Troy Auzenne – OT (Chicago, 49)
 1994 – Eric Mahlum – C (Indianapolis, 32)
 1996 – Je'Rod Cherry – DB (New Orleans, 40)
 1998 – Jeremy Newberry – OL (San Francisco, 58)
 2002 – Langston Walker – OT (Oakland, 53)
 2005 – J.J. Arrington – RB (Arizona, 44)
 2008 – DeSean Jackson – WR (Philadelphia, 49)
 2011 – Shane Vereen – RB (New England, 56)
 2012 – Mitchell Schwartz – OL (Cleveland, 37)
 2012 – Mychal Kendricks – LB (Philadelphia, 46)

THIRD ROUND (18)

1938 – Sam Chapman – HB (Washington, 24)
 1953 – Don Johnson – HB (Philadelphia, 34)
 1973 – Bob Kampa – DE (Buffalo, 77)
 1983 – Reggie Camp – DE (Cleveland, 68)
 1991 – James Richards – OL (Dallas, 64)
 1993 – Russell White – RB (Los Angeles, 73)
 1994 – Doug Brien – PK (San Francisco, 85)
 1994 – Eric Zomalt – S (Philadelphia, 103)
 1999 – Marquis Smith – S (Cleveland, 76)
 2007 – Brandon Mebane – DT (Seattle, 85)
 2007 – Daymeion Hughes – CB (Indianapolis, 95)
 2008 – Craig Stevens – TE (Tennessee, 85)
 2008 – Thomas DeCoud – S (Atlanta, 98)
 2011 – Chris Conte – S (Chicago, 93)
 2012 – Bryan Anger – P (Jacksonville, 70)
 2013 – Keenan Allen – WR (San Diego, 76)
 2014 – Richard Rodgers – TE (Green Bay, 98)
 2017 – Davis Webb – QB (New York Giants, 87)

CAL IN THE NFL (continued)

Listed below are former Cal football players drafted or with experience on an AAFC, AFL or National Football League team according to NFL.com as of July 14, 2017. Listed in parentheses is the round in which the player was drafted (example D-2). If an athlete was drafted by a team other than the first team he played with, this is indicated in parenthesis.

A

AHANOTU, Chidi – DE (D-6)
Tampa Bay 1993-2000, St. Louis 2001,
Buffalo 2002, San Francisco 2003, Miami
2004, Tampa Bay 2004

ALBRECHT, Ted – OL (D-1)
Chicago 1977-81

ALEXANDER, Lorenzo – DT (UFA)
Baltimore 2006, Washington 2006-12,
Arizona 2013-15, Buffalo 2016-Present

ALLEN, Keenan – WR (D-3)
San Diego Chargers 2013-16, Los Angeles
Chargers 2013-Present

ALUALU, TYSON – DT (D-1)
Jacksonville 2010-16, Pittsburgh
2017-Present

ANDERSON, C.J. – RB (UFA)
Denver 2013-Present

ANDERSON, Stephen – WR (UFA)
Houston 2016-Present

ANGER, Bryan – P (D-3)
Jacksonville 2012-15, Tampa Bay
2016-Present

ANTHONY, Marc – CB (D-7)
Baltimore 2013, Tampa Bay 2014,
Tennessee 2014

ARRINGTON, J.J. – RB (D-2)
Arizona 2005-08, Denver 2010

ARTOE, Lee – T (D-11)
Chicago Bears 1940-42, 1945, Los
Angeles Dons (AAFC) 1946-47, Baltimore
(AAFC) 1948

ASOMUGHA, Nnamdi – CB (D-1)
Oakland 2003-10, Philadelphia 2011-12,
San Francisco 2013

AUZENNE, Troy – T (D-2)
Chicago 1992-95, Indianapolis 1996

B

BAILEY, Mark – RB (D-4)
Kansas City 1977-78

BAKER, Jon – LB/G (D-7 Los Angeles)
New York Giants 1949-52

BANTA-CAIN, Tully – LB (D-7)
New England 2003-06, 2009-10, San
Francisco 2007-08

BARNES, Jeff – LB (D-5)
Oakland 1977-81, Los Angeles Raiders
1982-87

BARNES, Pat – QB (D-4)
Kansas City 1997, Oakland 1998, San
Francisco 1999

BARR, Dave – QB (D-4 Philadelphia)
St. Louis Rams 1995

BARTKOWSKI, Steve – QB (D-1)
Atlanta 1975-85, Washington 1985, Los
Angeles Rams 1986

BEACH, Fred – G (UFA)
Los Angeles Buccaneers 1926

BEASLEY, John – TE (D-8)
Minnesota 1967-73, New Orleans 1973-74

BECK, Matt – LB (UFA)
St. Louis 2000

BEDFORD, Brian – WR (D-9 San Diego, 1989)

BEEDE, Frank – C/G (UFA)
Seattle 1996-2000

BERRY, Dan – HB (D-5)
Philadelphia 1967

BESANA, Fred – QB (D-5)
Buffalo 1977, New York Giants 1978

BEST, Jahvid – RB (D-1)
Detroit 2010-12

BIEDERMANN, Leo – T (D-12)
Cleveland 1978

BIGELOW, Dan – RB (UFA)
Tampa Bay 2014

BINN, David – LS (UFA)
San Diego 1994-10, Denver 2011

BISHOP, Desmond – LB (D-6)
Green Bay, 2007-12, Minnesota 2013-14,
San Francisco 2015

BOLLER, Kyle – QB (D-1)
Baltimore 2003-07, St. Louis 2009,
Oakland 2010-11

BOOTH, Issac – CB (D-5)
Cleveland 1994-95, Baltimore 1996

BOUZA, Matt – WR (UFA)
San Francisco 1981, Baltimore 1982-83,
Indianapolis 1984-89

BRACELIN, Greg – LB (D-9)
Denver 1980, Oakland 1981, Baltimore
1982-83, Indianapolis 1984

BREECH, Jim – K (D-8 Detroit)
Oakland 1978-79, Cincinnati 1980-92

BRIEN, Doug – PK (D-3)
San Francisco 1994-95, New Orleans
1995-2000, Indianapolis 2001, Tampa
Bay 2001, Minnesota 2002, New York Jets
2003-04, Chicago Bears 2005

BROWNER, Keith – DE (UFA)
Houston 2012-2014, Chicago 2016

C

CALDWELL, Mike – WR (UFA)
San Francisco 1995-96

CAMP, Reggie – DE (D-3)
Cleveland 1983-87, Atlanta 1988

CAMPBELL, D.J. – S (D-7)
Carolina 2012-13, San Francisco 2014,
Arizona 2015

CAMPBELL, Rich – QB (D-1)
Green Bay 1981-84

CARTER, Andre – DE (D-1)
San Francisco 2001-05, Washington
2006-2010, New England 2011, Oakland
2012-14

CATTOUSE, Sean – S (UFA)
San Diego 2012-13, Chicago 2014

CELERI, Bob – QB (D-10 San Francisco)
New York Yanks 1951, Dallas 1952

CHEADLE, Justin – G (UFA)
Kansas City 2012, Pittsburgh 2013

CHERRY, Je'Rod – DB (D-2)
New Orleans 1996-99, Philadelphia 2000,
New England 2001-04

CLEMONS, Duane – LB (D-1)
Minnesota 1996-99, Kansas City 2000-
02, Cincinnati 2003-05

COLEMAN, Deandre – DT (UFA)
Jacksonville 2014, Miami 2014-15, Buffalo
2016-Present

COLLONS, Ferric – DT (UFA)
L.A. Raiders 1993, New England 1995-99

CONTE, Chris – S (D-3)
Chicago 2011-14, Tampa Bay 2015-Present

COOPER, Joe – K (UFA)
Houston 1984, New York Giants 1986

CROW, Wayne – HB (D-8 Chicago Cards)
Oakland 1960-61, Buffalo 1962-63

CROYLE, Phil – LB (D-7)
Houston 1971-73, Buffalo 1973

CULLOM, Jim – G (D-17 Washington)
New York Yanks 1951

CURTIS, Isaac – WR (D-1)
Cincinnati 1973-84

D

DAVIS, Trevor – WR (D-5)
Green Bay 2016-Present

DAWKINS, Sean – WR (D-1)
Indianapolis 1993-97, New Orleans
(1998), Seattle 1999-2000, Jacksonville
2001

DeCOUD, Thomas – S (D-3)
Atlanta 2008-13, Carolina 2014

CAL IN THE NFL (continued)

De LA PUENTE, Brian – G (UFA)
San Francisco 2008, 2010, Kansas City
2008-09, New Orleans 2011-13, Chicago
2014

DeLOACH, Jerry – DL (UFA)
Washington 2001, Houston 2002-05

DeLOACH, Ralph – DE (D-4 Dallas)
New York Jets 1981

DEVINE, Kevin – CB (UFA)
Jacksonville 1997-98, Minnesota 1999

DIXON, Rich – DE (UFA)
Atlanta 1983

DOUGLAS, Dameane – WR (D-4 Oakland)
Philadelphia 1999-2002, Kansas City
2003

DUREN, Clarence – CB (UFA)
St. Louis 1973-76, San Diego 1977

E

EATON, Lou – T (UFA)
New York Giants 1945

ECHEMANDU, Adimchinobe – RB (D-7)
Cleveland 2004, Minnesota 2005,
Oakland 2006-07, Houston 2007

EDDINGS, Floyd – WR (UFA)
New York Giants 1982-83

EDWARDS, Herman – DB (UFA)
Philadelphia 1977-85, Los Angeles Rams
1986, Atlanta 1986

EVANS, Jack – HB (UFA)
Green Bay 1929

F

FERRAGAMO, Vince – QB (D-4)
LA Rams 1977-80, 1982-84, Buffalo
1985, Green Bay 1985-86

FETHERSTON, Jim – LB (UFA)
San Diego 1968-69

FOLLETT, Zack – LB (D-7)
Detroit 2009

FORSETT, Justin – RB (D-7)
Seattle 2008, Indianapolis 2008, Seattle
2008-11, Houston 2012, Jacksonville
2013, Baltimore 2014-16, Detroit 2016,
Denver 2016

FORTT, Khairi – LB (D-4)
New Orleans 2014, Jacksonville 2015,
Seattle 2016, Washington 2017

FUJITA, Scott – LB (D-5)
Kansas City 2002-04, Dallas 2005, New
Orleans 2006-09, Cleveland 2010-12

G

GARDNER, Derrick – CB (UFA)
Atlanta 1999

GARNER, Dwight – RB (UFA)
Washington 1986

GIBSON, Mike – OT (D-6 Philadelphia)
Seattle 2009-11, Philadelphia 2012,
Arizona 2013-14

GILBERT, Gale – QB (UFA)
Seattle 1985-86, Buffalo 1990-93, San
Diego 1994-95

GIORDANO, Matt – S (D-4)
Indianapolis 2005-2010, New Orleans
2011, Oakland 2011-12, St. Louis 2013

GLENN, Tarik – T (D-1)
Indianapolis 1997-2006

GOFF, Jared – QB (D-1) Los Angeles Rams
2016-Present

GOICH, Dan – DT (D-8 St. Louis)
Detroit 1969-70, New Orleans 1971, New
York Giants 1972-73, Denver 1974

GONZALEZ, Tony – TE (D-1)
Kansas City 1997-2008, Atlanta 2009-13

GORDON, Steve – C (D-10)
New England 1992-93, San Francisco
1997-98

GUYTON, Trevor – DE (D-7)
Minnesota 2012

H

HALL, Rhett – DT (D-6)
Tampa Bay 1991-93, San Francisco 1994,
Philadelphia 1995-98

HANSEN, Chad – WR (D-4)
New York Jets 2017-Present

HARDY, John – CB (UFA)
Chicago 1991

HARDING, Roger – C (D-5)
Cleveland 1945, Los Angeles Rams 1946,
Philadelphia 1947, Detroit 1948, New York
Bulldogs 1949, Green Bay 1949

HARPER, Chris – WR (UFA)
New England 2015-16, San Francisco
2017, New York Jets 2017-Present

HARRIS, Maurice – WR (UFA)
Washington 2016-Present

HARRIS, Nick – P (D-4 Denver)
Cincinnati 2001-03, Detroit 2003-2011,
Jacksonville 2011, Carolina 2012

HARVEY, Ken – LB (D-1)
Phoenix 1988-93, Washington 1994-98

HAWKINS, Lavelle – WR (D-4)
Tennessee 2008-12, New England 2013,
San Francisco 2013, Tampa Bay 2014

HAZELTINE, Matt – LB (D-4)
San Francisco 1955-68, New York Giants
1970

HENDRICKSON, Steve – LB (D-6)
San Francisco 1989, Dallas 1989, San
Diego 1990-94, Houston 1995

HICKMAN, Dallas – DE (D-9)
Washington 1976-81, Baltimore 1981

HOLLOWAY, Stan – LB (UFA)
New Orleans 1980

HUFFORD, Guy – E (UFA)
Los Angeles Buccaneers 1926

HUGHES, Daymeion – CB (D-3)
Indianapolis 2007-09, San Diego 2010-11,
New York Giants 2012

I

IMLAY, Tut – HB (UFA)
Los Angeles Buccaneers 1926, New York
Giants 1927

INGRAM, Darryl – TE (D-4)
Minnesota 1989, Cleveland 1991, Green
Bay 1992-93

IWUOMA, Chidi – CB (UFA)
Detroit 2001, Pittsburgh 2002-05, 2006,
New England 2006, St. Louis 2006,
Tennessee 2007

J

JACKSON, DeSean – WR (D-2)
Philadelphia 2008-13, Washington 2014-
16, Tampa Bay 2017-Present

JACKSON, Kameron – CB (UFA)
Indianapolis 2014

JACOBS, Proverb – T (D-2)
Philadelphia 1958, New York Giants 1960,
New York Titans 1961-62, Oakland 1963-
64

JOHNSON, Don – HB (D-3)
Philadelphia 1953-55

JOHNSON, Sidney – DB (UFA)
Kansas City 1988, Washington 1990-92

JONES, Marvin – WR (D-5)
Cincinnati 2012-15, Detroit 2016-Present

JORDAN, Cameron – DE (D-1)
New Orleans 2011-Present

K

KAMPA, Bob – DE (D-3)
Buffalo 1973-74, Denver 1974

KAPP, Joe – QB (D-18 Washington)
Minnesota 1967-69, Boston 1970

KARTZ, Keith – T (UFA)
Denver 1987-94

KEEN, Robbie – P/K (D-9 Kansas City 1992)

CAL IN THE NFL (continued)

KENDRICKS, Mychal – LB (D-2)
Philadelphia 2012-Present

KLEIN, Perry – QB (UFA)
Atlanta 1994-95

KRAGEN, Kyle – DE (UFA)
Denver 2016

L

LADOUCEUR, L.P. – LS (UFA)
Dallas 2005-Present

LARSON, Paul – QB (D-8)
Chicago Cardinals 1957, Oakland 1960

LASCO, Daniel – RB (D-7)
New Orleans 2016-Present

LAWLER, Kenny – WR (D-7)
Seattle 2016-Present

LEWIS, David – TE (D-1)
Detroit 1984-86, Miami 1987

LONGWELL, Ryan – PK (UFA)
Green Bay 1997-2005, Minnesota 2006-11

LUCAS, Tim – LB (D-10)
Denver, 1987-93

LUCKHURST, Mick – PK (UFA)
Atlanta 1981-87

LYMAN, Chase – WR (D-4)
New Orleans 2005-06

LYNCH, Ben – C (D-7 Kansas City 1996)
Minnesota 1997, San Francisco 1999-2002, Houston 2003

LYNCH, Marshawn – RB (D-1)
Buffalo 2007-2010, Seattle 2010-15,
Oakland 2017-Present

M

MACK, Alex – C (D-1)
Cleveland 2009-15, Atlanta 2016-Present

MAHLUM, Eric – C (D-2)
Indianapolis 1994-97

MANDERINO, Chris – DB (UFA)
Cincinnati 2006

McCAFFREY, Mike – LB (D-4)
Buffalo 1970

MCCAIN, Chris – LB (UFA)
Miami 2014-15, New Orleans 2016, Los
Angeles Chargers 2017-Present

McCARATHY, Jack – T (UFA)
Duluth 1927

McCLURE, Stefan – S (UFA)
Indianapolis 2016-Present

McLAUGHLIN, John – DE (D-5)
Tampa Bay 1999-2000

MEADOW, Ralph – E (UFA)
Canton 1920

MEBANE, Brandon – DT (D-3)
Seattle 2007-15, San Diego Chargers
2016, Los Angeles Chargers, 2017-Present

MELVILLE, Dan – P (UFA)
San Francisco 1979

MERZ, Aaron – OL (D-7)
Buffalo 2006

MILLER, Keith – LB (UFA)
St. Louis 2000, Seattle 2002

MOHAMED, Mike – LB (D-6)
Denver 2011-12, Houston 2013-15, New
Orleans 2015

MONACHINO, Jim – HB (D-12)
San Francisco 1951, 1953, Washington
1955

MORRAH, Cameron – TE (D-7)
Seattle 2009-12, Denver 2014

MORTON, Craig – QB (D-1)
Dallas 1965-74, New York Giants 1974-76,
Denver 1977-82

MUHAMMAD, Khalfani – RB (D-7)
Tennessee 2017-Present

MULLER, Brick – E (UFA)
Los Angeles Buccaneers 1926

MUNCIE, Chuck – RB (D-1)
New Orleans 1976-80, San Diego 1980-84

N

NEWBERRY, Jeremy – C (D-2)
San Francisco 1998-2006, Oakland 2007,
San Diego 2008

NEUMEYER, Don – T (UFA)
Los Angeles Buccaneers 1926

NEWTON, Tom – RB (UFA)
New Jets 1977-82

NICKERSON, Hardy – LB (D-5)
Pittsburgh 1987-92, Tampa Bay 1993-99,
Jacksonville 2000-01, Green Bay 2002

NORRIS, Hal – LB (D-16)
Washington 1955-56

O

O'BRIEN, Mike – DB (UFA)
Seattle 1979

O'CALLAGHAN, Ryan – T (D-5)
New England 2006-08, Kansas City 2010-11

OLSZEWSKI, John – FB (D-1)
Chicago Cardinals 1953-57, Washington
1958-60, Detroit 1961, Denver 1962

O'NEAL, Deltha – CB (D-1)
Denver 2000-03, Cincinnati 2004-07, New
England 2008, Houston Texans 2009

O'STEEN, Dwayne – DB (UFA)
Los Angeles Rams 1978-79, Oakland
1980-81, Baltimore 1982, Tampa Bay

1982-83, Green Bay 1983-84

OWUSU, Ernest - DE (UFA) Minnesota
2012, Tampa Bay 2013

P

PARKER, Jeremiah – DL (D-7)
New York Giants 2000

PAWLAWSKI, Mike – QB (D-8)
Tampa Bay 1992

PHILIP, Marvin – C (D-2)
Pittsburgh 2006-07, Cleveland 2007,
Buffalo 2009

PLUMMER, Gary – LB (UFA)
San Diego 1986-93, San Francisco
1994-97

PERRY, Gerry – T/K, (D-29 Los Angeles
Rams), Detroit 1954, 1956-59, St. Louis
1960-62

POWE, Darius – WR (UFA)
New York Giants 2016-Present

POWELL, Jemeel – CB (UFA) Dallas 2003

R

REED, James – LB (UFA) Philadelphia 1977

REINHARD, Bill – HB (D-23 Washington)
Los Angeles Dons (AAFC) 1947-48

REINHARD, Bob – T/DT (D-5 Chicago
Cardinals), Los Angeles Dons (AAFC) 1946-49,
Los Angeles Rams 1950

RICHTER, Les – LB (D-1 New York Yanks)
Los Angeles Rams 1954-62

RIDDLE, Ryan – LB (D-6)
Oakland 2005, New York Jets 2006

RIESENBERG, Doug – T (D-6)
New York Giants 1987-95, Tampa Bay
1996

RIGSBEE, Jordan – OL (UFA)
Carolina 2016-Present

RIVERA, Ron – LB (D-2)
Chicago 1984-92

RIVERA, Steve – WR (D-4)
San Francisco 1976-77, Chicago 1977

RODGERS, Aaron – QB (D-1)
Green Bay 2005-Present

RODGERS, Richard – TE (D-3)
Green Bay 2014-Present

ROMERO, John – DL (D-6 Philadelphia 2000)

ROSE, Joe – TE (D-7)
Miami 1980-85, Los Angeles Rams 1987

ROSS, Jeremy - WR (UFA)
New England 2011, Indianapolis 2012,
Green Bay 2012, Detroit 2013-14,
Baltimore 2015, Oakland, 2015, New York
Jets 2016, Arizona 2016, 2017-Present

ROZIER, Bob – DE (D-9) St. Louis 1979

CAL IN THE NFL (continued)

S

SALEM, Harvey – T (D-2) Houston 1983-86, Detroit 1986-90, Denver 1991, Green Bay 1992
SANDERS, Ward "Buck" (UFA) Toledo Maroons 1922
SANYIKA, Sekou – LB (D-7) Arizona 2000-01
SCHABARUM, Pete – HB (D-2) San Francisco 1951, 1953-54
SCHAFFNIT, Pete – E (UFA) Los Angeles Buccaneers 1926
SCHWARTZ, Mitchell – OL (D2) Cleveland 2012-15, Kansas City 2016-Present
SCHWENKE, Brian – OL (D-4) Tennessee 2013-16, Indianapolis 2017-Present
SERWANGA, Kato – CB (UFA) New England 1998-2000, Washington 2001-02, New York Giants 2002-03
SEVY, Jeff – T (D-12) Chicago 1975-78, Seattle 1979-80
SHAW, Bobby – WR (D-6) Seattle 1998, Pittsburgh 1998-2001, Jacksonville 2002, Buffalo 2003-04, San Diego 2004
SKAUGSTAD, Daryle – NT (D-2) Houston 1981-82, San Francisco 1983, Green Bay 1983
SMITH, Byron – DE (D-3 Supplemental Draft) Indianapolis 1984-85
SMITH, George – C (UFA) Washington 1937, 1941-43, Brooklyn 1944, Boston 1945, San Francisco (AAFC) 1947
SMITH, Harrison – DB (UFA) San Francisco 2006
SMITH, Holden – WR (D-11) Baltimore 1982
SMITH, Marquis – S (D-3) Cleveland 1999-2001
SMITH, Tarik – TB (D-7) Dallas 1998-99
STACHOWSKI, Rich – NT (UFA) Denver 1983
STEUSSIE, Todd – T (D-1) Minnesota 1994-2000, Carolina 2001-03, Tampa Bay 2004-05, St. Louis 2006-07
STEVENS, Craig – TE (D-3) Tennessee 2008-15
STEWART, Todd – T (UFA) Carolina Panthers 1997
STEWART, Wayne – TE (D-15) New York Jets 1969-72, San Diego 1974
STORER, Byron – FB (UFA) Tampa Bay 2007-2010

STRINGER, Scott – DB (UFA) St. Louis 1974
SULLIVAN, John – DB (D-3 Supplemental Draft) Green Bay 1986, San Diego 1986, San Francisco 1987
SUNDBERG, Nick – LS (UFA) Carolina 2009, Washington 2010-Present
SWEENEY, Steve – WR (D-9) Oakland 1973
SWENSON, Rob – LB (UFA) Denver 1975-79, 1981-83
T
TA'UFO'OU, Will – FB (UFA) Chicago 2009-2011, Tennessee 2011, Jacksonville 2012-14
TAVECCHIO, Giorgio – PK (UFA) San Francisco 2012, Green Bay 2013, Detroit 2014, Oakland 2015, 2016, 2017-Present
TAYLOR, Troy – QB (D-4) New York Jets 1990-91
TEPPER, Mike – OT (UFA) Indianapolis 2011-12
TERCERO, Scott – G (D-6) St. Louis 2003-04
THOMPSON, Jesse – WR (D-6) Detroit 1978, 1980
THOMPSON, Syd'Quan – DB (D-7) Denver 2010-12
THURE, Brian – T (D-6) Washington 1995-96
TOEWS, Loren – LB (D-8) Pittsburgh 1973-83
TREGGS, Brian – WR (UFA) Seattle 1992
TREGGS, Bryce – WR (UFA) San Francisco 2016, Philadelphia 2016-Present
TUATAGALOA, Natu – DT (D-5) Cincinnati 1989-91, Seattle 1992-93, Houston 1995
TUCKER, Verran – WR (UFA) Kansas City 2011
TUGGLE, John – RB/KR (D-12) New York Giants 1983
TURPIN, Miles – LB (UFA) Green Bay 1986, Tampa Bay 1987
U
UPSHAW, Regan – DE (D-1) Tampa Bay 1996-99, Jacksonville 1999, Oakland 2000-02, Washington 2003, New York Giants 2004

UWAEZUOKE, Iheanyi – WR (D-5) San Francisco 1996-98, Miami 1998, Detroit 1999, Carolina 2000
--

V

VEREEN, Shane – RB (D-2) New England 2011-14, New York Giants 2015-Present
--

W

WALKER, Langston – T (D-2) Oakland 2002-06, Buffalo 2007, Oakland 2010
WALKER, Wesley – WR (D-2) New York Jets 1977-89
WALLACE, Anthony – RB (D-9 New Orleans Saints, 1992), Atlanta 1993-94
WARD, LaShaun – DB (UFA) Kansas City 2003
WEBB, Davis – QB (D-3) New York Giants 2017-Present
WELBOURN, John – OL (D-4) Philadelphia 1999-2003, Kansas City 2004-07
WERSCHING, Ray – PK (UFA) San Diego 1973-76, San Francisco 1977-87
WHITE, Darius – CB (UFA) Indianapolis 2016
WHITE, Ed – G/T (D-2) Minnesota 1969-77, San Diego 1978-85
WHITE, Russell – RB (D-3) Los Angeles Rams 1993, Green Bay 1995
WHITE, Sherman – DE (D-1) Cincinnati 1972-75, Buffalo 1976-83
WHITING, Brandon – DT (D-4) Philadelphia 1998-2003, San Francisco 2004
WILLARD, Jerrott – LB (D-5) Kansas City 1995, 1998
WILLIAMS, Steve – CB (D-5) San Diego 2013-16
WILSON, David – FS (D-7) Minnesota 1992, New England 1992
WILSON, Mark – T (D-5) Washington 2004, Oakland 2006
Z
ZAWATSON, Dave – T (D-2) Chicago 1989, New York Jets 1990, Miami 1991, Atlanta 1992
ZOMALT, Eric – S (D-3) Philadelphia 1994-96, New York Jets 1996

ALL-TIME LETTERWINNERS

A

Abd Allah, Fahim, 2005
 Abrams, Charles J., 1911, 13
 Abreu, Dennis, 1962, 63, 64
 Acker, Joseph, 1969, 70, 71
 Acree, Dennis, 1969, 70
 Adams, Kenneth, 1969, 70
 Aeschliman, Shawn, 1989, 91
 Adcock, Chris, 2011, 12, 13, 14
 Adolphus, Harry, 2015
 Agler, Harry, 1942, 47
 Agness, Neil, 1970, 71
 Agnew, William, 1945
 Agorastos, Manny, 1956
 Agu, Ted, 2012, 13
 Ahanotu, Chidi, 1989, 90, 91, 92
 Ahr, Mike, 1979, 80, 81, 82
 Aigamaui, Solomona, 2010
 Akbar, Jihad, 1994, 95
 Akeo, Ladd, 1982
 Alaman, Don, 1976, 77
 Albert, Antoine, 2015
 Albertson, William B., 1900, 01, 02
 Albrecht, Ted, 1974, 75, 76
 Alcott, Paul, 1991
 Alford, Ray M., 1917
 Alexander, Don, 1971
 Alexander, Lorenzo, 2001, 02, 03, 04
 Allen, Chester A., 1909, 10, 11, 12
 Allen, John, 1987
 Allen, John, 2005, 06, 07
 Allen, Keenan, 2010, 11, 12
 Allensworth, Darius, 2014, 15, 16
 Alualu, Tyson, 2006, 07, 08, 09
 Amadi, Charles, 2007, 08, 09
 Amajoyi, Obi, 2002, 03
 Ambrose, Roy, 1983, 84
 Amling, Raymond, 1939, 40
 Amling, Wallace, 1946
 Anderson, Jacob, 2016
 Andersen, Lance, 1972
 Anderson, Matt, 2015, 16
 Andersen, Steve, 1986, 1988
 Anderson, Ahmad, 1979, 80, 81, 82
 Anderson, Andy, 1970
 Anderson, Arthur, 1940
 Anderson, C.J., 2011, 12
 Anderson, David A., 1934, 35
 Anderson, David L., 1936, 37, 38
 Anderson, Don, 1964, 65, 66
 Anderson, Edwin M., 1944
 Anderson, Eric, 1977, 78, 79
 Anderson, Frank M., 1896
 Anderson, Fred, 1937, 38
 Anderson, Jacob, 2016
 Anderson, Jim, 1961, 62, 63
 Anderson, Matt, 2015, 16
 Anderson, Mike, 1984, 85
 Anderson, Ned, 1967
 Anderson, Rick, 1978
 Anderson, Stephen, 2012, 13, 14, 15
 Andrew, Paul, 1950, 51, 52
 Anger, Bryan, 2008, 09, 10, 11
 Anoa'i, Hamilton, 2014, 15, 16
 Anthony, Mark, 2009, 10, 11, 12
 Archer, William, 1934, 35, 36

Arkley, William, 1896
 Armendariz, Gus, 1946
 Armstrong, Bill, 1971, 72
 Arner, Brock, 1966
 Arnold, Charon, 2000, 01
 Arnold, Pat, 1985, 86, 87
 Arnold, Walt, 1958, 59, 60
 Arrillaga, Gabe, 1957
 Arrington, J.J., 2003, 04
 Arthur, Julian, 2005, 06, 07
 Artoe, Lee, 1939
 Asbell, Rick, 1993
 Aschenbrenner, Rick, 1966
 Ashley, Harold H., 1909, 10
 Asomugha, Nnamdi, 1999, 2000, 01, 02
 Astromoff, Nick, 1983, 84, 85
 Athearn, Fred W., 1898, 99
 Augustine, Irby, 1967, 68, 69
 Austin, Jack, 2014, 15, 16
 Auzenne, Troy, 1988, 89, 90, 91
 Avery, H.S., 1896
 Avery, Lewis, 1943
 Avery, Russell, 1928, 29, 30
 Ayer, Bill, 1990, 91, 92, 93
 Ayooob, Joe, 2005, 06

B

Bachman, Forrest, 1946
 Backstrom, Bill, 1971
 Baeta, Mike, 1994, 96
 Baggett, Matthew A., Jr., 1962
 Bagley, Bob, 1950, 51
 Bagnall, Rick, 1988, 89
 Baham, Robert L., 1951
 Bailey, Brian, 1977, 78, 79, 80
 Bailey, Jack, 1945
 Bailey, Mark, 1973, 74
 Bailey, Rick, 1974
 Bailey, Tim, 1979, 80, 81, 83
 Baker, Jon, 1944, 46, 47, 48
 Baldwin, Maurice, 1931, 32
 Baldwin, Paul, 1949
 Ball, Chris, 2000, 01
 Balliett, Larry, 1960, 61, 62
 Bancroft, Steven G., 1926, 27, 28
 Banta-Cain, Tully, 1999, 2000, 01, 02
 Barber, Wolf, 1991, 92
 Barbero, Ed, 1984, 85
 Bark, Andy, 1982, 83
 Barnes, Jeff, 1975, 76
 Barnes, John W., 1897
 Barnes, Pat, 1993, 94, 95, 96
 Barnes, Stanley, 1918, 19, 20, 21
 Barnes, Theodore L., 1898
 Barnett, Edward, 1943, 44
 Barnicott, John W., 1907, 08
 Barr, Dave, 1992, 93, 94
 Barr, Stanley L., 1927, 28, 29
 Barr, Todd, 2012, 13, 14, 15
 Barsala, Mick, 1991, 92
 Barsochini, Robert, 1943
 Barsotti, Gael, 1959, 60
 Bartkowski, Steve, 1972, 73, 74
 Bartlett, Ed, 1949, 50, 51

Bartlett, Robert, 1929
 Bartolo, Mitchel, 2013
 Barton, Michael, 2013, 14, 15
 Bateman, Dave, 1972, 73, 74
 Bates, Henry, 1917
 Bates, Steve, 1958, 59, 60
 Bates, Tom, 1958, 59, 60
 Baxter, Jim, 1953
 Baze, Ross B., 1926
 Beagle, Gregg, 1979, 80, 81, 82
 Beal, Bob, 1950, 51, 52
 Beam, Stewart N., 1922, 23
 Beard, Wendell, 1945
 Beasley, John, 1964, 65, 66
 Bebelaar, John, 1960
 Beck, Matt, 1996, 97, 98, 99
 Beck, Traveon, 2016
 Becker, Jeremy, 1993, 94, 95, 96
 Becker, Norm, 1955, 56
 Becker, Rusty, 2016
 Beckett, Theodore, 1928, 29, 30
 Beckham, Josh, 2000, 01, 02, 03
 Bedford, Brian, 1984, 85, 86, 87
 Beebe, Mike, 1990, 92
 Beede, Frank, 1993, 94
 Beedy, J. Crosby, 1934
 Beegun, Eric, 2002, 04, 05, 06
 Begovich, Dan, 1949
 Beito, Noah, 2015, 16
 Bell, Albert, 1906, 07
 Bell, Charles R., 1916
 Bell, William M., 1922
 Belli, John, 1987, 88, 89, 90
 Bemoll, Kevin, 2008, 09
 Bender, Allan, 1951, 52
 Bender, Ralph W., 1899
 Bender, William L., 1915
 Benjamin, Na'il, 1993, 94, 95, 96
 Bennett, Harlo, 1936
 Bennett, Kamryn, 2015, 16
 Bennett, Rick, 1966
 Bensley, Jon, 2001
 Benson, Jim, 1982
 Bequette, Luc, 2016
 Berkey, Robert A., 1920, 21, 22
 Bernard, Ken, 1984
 Berry, Dan, 1965, 66
 Bertoli, Charles, 1934
 Besana, Fred, 1975, 76
 Best, Arthur Le Roy, 1923
 Best, Jahvid, 2007, 08, 09
 Best, Sam, 1975, 76
 Bethea, James, 2000, 01, 02, 03
 Bican, Nickolas L., 1930
 Biedermann, Leo, 1975, 76, 77
 Bigelow, Brendan, 2011, 12, 13
 Bimson, Rob, 1985, 86, 87, 88
 Binggeli, Ernie, 1976, 77
 Binkley, Jack, 1953
 Binn, David, 1990, 91, 92, 93
 Binswanger, Anthony, 2004
 Birdsall, Ernest S., 1896
 Bishop, Desmond, 2005, 06
 Bishop, Devin, 2008, 09
 Blackmon, Allen, 1977, 78, 79
 Blackwell, Todd, 1992, 93
 Blakeney, Jim, 1962, 63, 64

Blanchfield, Tom, 1962, 63, 64
 Blay-Miezah, Francis, 2003, 04
 Blewett, Richard E., 1925, 26
 Blewett, William F., 1923
 Blower, Floyd, 1933, 34, 35, 36
 Bluntzer, Nolan, 2000, 01, 03
 Boateng, Nyan, 2008, 09
 Bock, Lauren, 1960, 61
 Boehm, Kyle, 2013
 Boensch, Fred, 1943
 Bogardus, Darrell J., 1913, 14
 Bohlke, Russ, 1948
 Boller, Kyle, 1999, 2000, 01, 02
 Boone, William, 1932, 33, 34
 Booth, Issac, 1992, 93
 Booth, Rick, 1974
 Boothe, D. Power, 1904
 Bordonaro, Sebastian, 1954
 Borghi, Henry, 1944, 46, 47, 48
 Borgia, Gerald, 1967, 68, 69
 Bornstein, Jeff, 1975
 Borrayo, Chris, 2013, 14, 15, 16
 Boskovich, Mark, 2007, 08, 09
 Bostock, Ross, 2011, 12
 Bottari, Vic, 1936, 37, 38
 Boucher, David, 1919
 Bouza, Jackson, 2011, 12, 13
 Bouza, Matt, 1978, 79, 80
 Bowers, Brad, 1991, 92, 93, 94
 Bowers, Ross, 2016
 Boynton, William H., 1904
 Bracelin, Greg, 1976, 77, 79
 Brache, Ignacio, 1997, 98, 99
 Bradley, Jerry, 1964, 65, 66
 Brady, Jim, 1968, 69, 70
 Brady, Michael, 1980, 81, 82
 Brady, Patrick, 1980, 81, 82
 Braley, Harold H., 1900
 Brandon, Eric, 1995, 96, 97, 98
 Brandt, Ed, 1953, 54, 55
 Brandt, Fred, 1943
 Brant, David O., 1911, 13
 Brazil, Jim, 1976, 77
 Brazill, Nat, 1955, 56
 Brazinski, Mark, 2010, 11, 12, 13
 Breakenridge, Harold R., 1926, 28
 Breech, Jim, 1974, 75, 76, 77
 Breeden, Jack, 1937, 38
 Breidenthal, John, 1978, 79, 80
 Bridgford, Allen, 2011, 12
 Brien, Doug, 1991, 92, 93
 Briner, Andy, 2003
 Brittingham, Jack, 1933, 34, 35
 Brittingham, Robert, 1933, 34, 35
 Bronk, Barry, 1966, 67
 Brooks, Bob, 1952
 Brooks, Fred T., 1914, 15, 16, 19
 Brooks, Gerald, I., 1954
 Brooks, Jesse, 2006, 07, 08, 09
 Broussard, Nathan, 2012, 15
 Brown, Caleb, 1994, 96, 97, 98
 Brown, Darryl, 1990, 91
 Brown, Derron, 2015
 Brown, Donald, 1944
 Brown, Gavin, 1995
 Brown, Kenny, 1986, 87
 Brown, Kevin, 1983, 84, 85, 86

ALL-TIME LETTERWINNERS (continued)

Brown, Mike, 1965, 66
Brown, Myron M., 1924, 25
Brown, Robert L., 1917
Brown, Tom, 1962, 63, 65
Browner, Keith, 2008, 09, 10
Brumsey, Larry, 1971
Brunk, Frank, 1947, 48, 49
Budelman, Herman D., 1906, 07, 08
Buestad, Bud, 1945
Bugbee, Dennis, 1967
Buggs, Michael, 1978, 79, 80
Bullard, Sean, 1993, 94, 95, 96
Bundy, Randy, 2003, 04, 05, 06
Burch, Todd, 1984
Burke, Tom, 1961
Burns, Samuel, 1972
Burnside, David, 1995, 96, 97
Burruss, Jim, 1959, 60, 61
Burrows, Bruce, 1968
Bush, Franklin W., Jr., 1905
Butler, James B., 1906, 08
Butler, Ralph H., 1909
Byrd, Emerson, 1958
Bystrom, Gary, 1963

C

Cacciari, Steve, 1980, 81, 83
Cadenasso, John, 1951
Cafaro, J.D., 2001, 03, 04
Cahill, Mark, 1974
Cahn, Albert, 1929, 30
Caldwell, Keith, 1985, 86
Caldwell, Mike, 1990, 91, 92, 93
Calender, Clayton, 1943
Calkins, Jim, 1967, 69
Calkins, Russell, 1933, 34
Calegari, Ron, 1962, 64
Callaghan, Judson, 1935, 37
Callan, Brett, 1991
Callan, Howard, 1944
Callen, Atari, 1999, 2001
Calvin, Michael, 2008, 09, 10, 11
Camera, Paul, 1983
Cameron, Andrew, 2003, 04, 05, 06
Camp, Reggie, 1979, 80, 81, 82
Campbell, D.J., 2008, 09, 10, 11
Campbell, Rich, 1978, 79, 80
Camporeale, Dan, 2010, 11, 12, 13
Canada, Tom, 2001, 02
Canfield, Clifford G., 1913, 14, 15
Cannon, Chris, 1989, 90, 91, 92
Cantlon, John E., 1964, 65
Carabello, Hector, 1945
Cardon, Monty, 1985
Carey, H. Dana, 1923, 24, 25
Carlsen, Dick, 1960
Carlson, Arthur, 1931, 32, 33
Carlson, Glenn E., 1924, 25
Carlton, Robert, 1932, 35
Carmel, Ray, 2001
Carmichael, Jim, 1953, 54, 55
Carnell, Mike, 1978
Carpenter, Chris, 1990, 91, 92, 93
Carpenter, Kenneth L., 1909
Carr, S.D., 1896
Carter, Andre, 1997, 98, 99, 2000

Carter, Charles, 1986, 87
Carter, David, 1981, 82, 83, 85
Carter, Jerome, 1970, 71
Carvajal, Rudy, 1961, 62, 63
Casey, Mike, 1953
Casner, Al, 1989, 90, 92
Cass, Harold P., 1919
Castelhun, Paul, 1900
Castignani, Joe, 2016
Castle, James S., 1935
Castro, Augustus, 1930, 31
Cattouse, Sean, 2008, 09, 10, 11
Celeri, Robert, 1944, 47, 48, 49
Cerf, Cedric S., 1906, 07, 08
Cernius, Bob, 1989
Cezario, Michael A., 1962
Chambers, Roland, 1945, 46
Champion, Jerome, 1967, 68, 69
Chapman, Darnell, 1977, 78, 79
Chapman, Lindsey, 1991, 92, 93
Chapman, Samuel, 1935, 36, 37
Cheadle, Justin, 2008, 09, 10, 11
Cheek, Trey, 2014
Cherry, Jamaal, 1998, 99, 2001, 02
Cherry, Je'Rod, 1992, 93, 94, 95
Cherry, Jim, 1955, 56
Cherry, William, 1986
Chiappone, Bob, 1957
Chick, Chris, 1999, 2000
Christensen, Brunel, 1941, 42
Christie, Howard, 1932, 33
Clark, Austin, 2010, 11, 12, 14
Clark, Jack, 1976, 77
Clark, Webster V., 1920, 21, 22
Clay, John A., 1900
Clemons, Duane, 1992, 93, 95
Clemons, Sam, 1998, 99
Cline, James J., 1918, 19
Clizbe, Matt, 1991, 92, 93, 94
Clymer, John F., 1924
Clymer, Paul S., 1926
Coccimiglio, Ron, 1978, 79, 80
Cochran, Aaron, 2015, 16
Cochran, Matt, 2013, 14
Cock, Howard B., 1926
Cockburn, James D., 1927, 28
Cockett, Keith, 1983, 84, 85
Coffeen, J.M., 1917
Coffey, Andrew, 1998
Cohen, Douglas B., 1914
Coleman, Caleb, 2014, 15
Coleman, DeAndre, 2010, 11, 12, 13
Coleman, Jim, 1967
Collier, Cornell, 1988, 89, 90, 91
Collier, John H., 1899
Collier, Leonard, 1936
Collins, Evan, 1994, 95, 96
Collins, Greg, 1974, 75
Collins, Robert H., 1900
Coltrin, Frederic C., 1925, 26, 27
Comer, Brian, 1996
Conley, John, 1970
Conte, Chris, 2007, 08, 09, 10
Contestabile, Joe, 1956
Conway, Cassius, 1993
Coombs, Malcolm, 1931
Cooper, Bill, 1958

Cooper, Joe, 1978, 81, 82
Coprich, Jeffrey, 2013, 15
Cornell, George, 1936, 38
Cornish, Henry L., 1898, 99
Costanzo, Michael, 2008, 09, 10
Cotton, Charles, 1933, 34, 35
Cotton, Kenneth, 1935, 36, 37
Couper, Frank C., 1925
Covarrubias, Jesse, 1979, 80
Cox, Donald, 1948
Cox, Howard V., 1926
Cox, James, 1943
Cox, Stanley, 1940, 41
Cox, Stewart, 1941
Craig, John W., 1896, 98
Craig, V.H., 1897
Crane, Markey, 1976, 77
Crane, Percy L., 1913
Cranmer, Lee D., 1919, 20, 21
Cristol, Brian, 2005
Crittenden, Bob, 1965, 66, 67
Crosby, Vern, 1943
Cross, Garrett, 2003, 04
Crosthwaite, Alejandro, 2012, 13, 14
Crow, Wayne, 1958, 59
Croyle, Phil, 1968, 69, 70
Crumpacker, Karl, 1973, 74
Cruze, Jay, 1971, 72
Cullom, Jim, 1947, 48, 49
Culpepper, John, 1972, 73, 74
Cummings, Bob, 1949, 50
Cummins, Greg, 1974, 75
Cunningham, Bill, 1950
Cunningham, Dustin, 1993
Cunningham, Kevin, 1993, 94
Cunningham, John, 1946, 47, 48
Cunningham, LaReylle, 2005, 06, 07, 08
Curran, Don, 1950, 51, 52
Curran, Skylar, 2008, 09
Currie, Bob, 1955, 56, 57
Currie, Ron, 1959
Curran, Matt, 2001, 03, 04
Curren, Sean, 1998, 99, 2000, 01
Curry, Robert, 1972
Curtis, Dick, 1961
Curtis, Isaac, 1970, 71
Curtis, Steve, 1969, 70
Cushing, Kevin, 1985, 86

D

D'Amato, Vincenzo, 2009, 10, 12, 13
Dal Porto, Robert, 1946, 47, 48
Dalton, Wesley, 1999
Daniels, Marcus, 2000, 01, 02
Daniels, Raymond, 1993
Daniels, Victor, 1933
Dantzler, Alex, 1970
Darby, Robert, 1968, 69, 70
Davis, Antione, 2013
Davis, Ashtyn, 2016
Davis, David, 2014, 15
Davis, Michael, 1990, 91, 92, 93
Davis, Rashawn, 1997
Davis, Rulon, 2006, 07, 08
Davis, Ryan, 2010, 11

Davis, Trevor, 2014, 15
Davison, Raymond, 2014, 15, 16
Dawkins, Sean, 1990, 91, 92
Day, Dick, 1951, 53
Dean, Calvin J., 1920, 21, 22
DeBoskie-Johnson, Covaughn, 2009, 10, 11
DeBruin, Jaylon, 2003, 04
DeCoud, Thomas, 2004, 05, 06, 07
Decoudres, Charles, 1942
Deeds, Karl S., 1918, 19, 20
Deemer, Bryan, 2005, 06
Degnan, George, 1931
DeJong, Raymond, 1947, 48, 49
De La Cruz, Tino, 1981
De La Puente, Brian, 2005, 06, 07
DeLapp, Geoff, 1969, 70, 71
Delgado, Vincent, 1984, 85, 86, 88
Del Giorgio, Seldon, 1930
DeLoach, Jerry, 1996, 97, 98, 99
DeLoach, Ralph, 1976, 77, 78
Del Prado, Josh, 1996, 97
DePaola, Dante, 1992, 93, 94, 95
De Rosa, Joe, 1974, 75
DeMartinis, Sam, 2010
Demeritt, Reno E., 1901, 02, 03
Derian, Albert, 1940, 41
Derian, Steve, 1973, 74
DeSa, Sam, 2004, 05, 06, 07
Desmond, James, 1945
Desomber, Nate, 1999
Destefano, Pete, 1996, 97, 98, 99
Deutsch, Derek, 2000, 01
De Varona, David, 1936, 37, 38
Devers, James, 1985, 86, 88
Devine, Kevin, 1993, 94, 95, 96
Devora, Wayne, 1992
Dickson, Joel, 1986, 87, 88, 90
Diehl, Reed, 1997, 98, 99, 2000
Diffenbang, William, 1945, 46
Dike, Kaodi, 2016
Dilello, Pete, 1995
Dill, Forrest, 1972
Dillon, Jim, 1952, 53
Dills, Thomas H., 1910, 12
Dimeff, Steve, 1953, 54, 55
Dinkler, Ted, 1959, 60
DiResta, Louis, 1930, 31
Dixon, Alex, 1983, 84, 85, 86
Dixon, James A., 1923, 24
Dixon, John, 1975, 76
Dixon, Rich, 1978, 79, 80, 82
Dodds, John, 1942
Dodds, Robert, 1946, 47, 49
Doerr, Donald, 1942, 43, 46
Doherty, Kevin, 1997, 98, 99
Dolan, Lawrence J., 1911
Dolman, Sam, 1962
Dolman, Willard, 1936, 37, 38
Domoto, Pete, 1957, 58, 59
Donnelly, Ray, 1954
Donohoe, Charles A., 1939
Doretti, Frank, 1957, 58, 59
Dorsey, Albert, 1997, 98
Dos Remedios, Robert, 1987, 88
Dotsy, Terence, 2000, 01, 02
Dotur, Steve, 1945

ALL-TIME LETTERWINNERS (continued)

Dougery, James C., 1926, 27
 Dougery, Ralph H., 1927
 Douglas, Dameane, 1995, 96, 97, 98
 Douglas, James M., 1912, 13, 14
 Downs, Devante, 2014, 15, 16
 Doxy, Gary, 2006, 07
 Dozier, Cedric, 2013, 14, 15
 Dozier, Melville, Jr., 1899
 Drake, Jeremy, 2001, 02
 Drayden, Josh, 2016
 Drew, Damariay, 2013, 15
 Drew, Jerry, 1953, 54, 56
 Drnovich, Louis, 1934
 Duddleson, William J., 1915
 Duden, Ernest, 1900, 01
 Dumont, Nico, 2010, 11
 Dunbar, Palmer H., 1899
 Duncan, Douglas, 1946, 47, 48
 Duncan, Jordan, 2016
 Duncan, Scott, 1973
 Dunn, Raymond, 1939, 40, 41
 Dunn, Richard M., 1921, 22, 23
 Dunn, Steve, 1981, 82, 83, 84
 Duren, Clarence, 1971, 72
 Dutriz, Antonio, 1934
 Dutton, Bill, 1953
 Dutton, Tom, 1951, 52, 53
 Dwiggins, Jay, Jr. 1908, 09, 10
 Dyer, Ephraim, 1906, 07
 Dzura, Stan, 1963, 64

E

Easley, Chris, 1994, 95, 96
 East, Raymond, 1930
 Easterbrooks, Gerald, 1930, 31
 Eaton, Lou, 1934
 Ebert, Jeff, 1987, 88
 Echemandu, Adimchinobe, 1999, 2000, 03
 Eddings, Floyd, 1977, 78, 80, 81
 Edgar, Brad, 1986, 87, 88, 89
 Edmond, Coleman, 2010, 11
 Edmonston, Don, 1950
 Edmonston, Robert, 1944, 45
 Edwards, Donovan, 2008, 09, 10
 Edwards, Herman, 1972, 74
 Edwards, Tyrone, 1991, 92, 93, 94
 Eells, Walter H., 1918, 19, 20
 Eickmeyer, Herman, 1929, 30
 Eisan, Dan, 1976
 Eisan, Lee G., 1927, 28, 29
 Eisenbrand, Clay, 1981, 82, 83
 Elerding, Eugene, 1930
 Eley, Jeff, 1984, 86
 Elliott, Amos W., 1908, 09, 10, 11
 Elliott, John, 1944, 46
 Elliott, Roy H., 1905
 Ellis, Frank F., 1896
 Ellis, Hal, 1951, 52
 Ellison, Tyre, 2010, 11, 12
 Elmore, William, 1938, 39, 40
 Ely, Dwight, 1951
 Engerbretson, Karl L., 1918, 19
 English, Ron, 1987, 88, 89, 90

Enwere, Vic, 2014, 15, 16
 Epstein, Michael P., 1962
 Erb, Charles F., Jr., 1920, 21, 22
 Erb, Charles F. III, 1946, 49
 Erby, John, 1960, 61, 62
 Erickson, Richard, 1946, 47, 48
 Eriksen, Kristian, 2001, 02
 Ervin, Darren, 2012, 13
 Eselu, Savaii, 2010
 Espitia, Maximo, 2012, 13
 Evans, Claude, 1936, 37
 Evans, Clinton W., 1910, 12
 Evans, F. Howard, 1923
 Evans, Jack V., 1926, 27
 Evans, Stafford, 1992, 93
 Everett, Lucas, 2003
 Everett, Whit, 1974, 75
 Everhart, Jef, 1993
 Ezeff, Marcus, 2006, 07, 08, 09

F

Fa'avae, Fa'avae, 1997, 98, 99
 Fackrell, Carlos, 1955, 59
 Fairbanks, John R., 1907
 Fanua, Steven, 2010, 11
 Farley, Brian, 2013, 14, 15
 Farmer, Clarence W., 1917
 Farmer, Milton T., 1906
 Faumuina, Pana, 2002
 Favreau, Mike, 1986
 Favro, Dave, 1961
 Fay, John, 1967, 68
 Felder, Anthony, 2005, 06, 07, 08
 Fenston, Earl J., 1915
 Ferguson, Jim, 1960, 61
 Ferguson, John, 1941, 42
 Ferragamo, Vince, 1972, 73
 Fetherston, Jim, 1965, 66, 67
 Fiebiger, Roy, 1974, 75
 Field, Drew, 1979
 Fields, Marcus, 1997, 98, 99, 2001
 Fike, Harold, 1973, 74, 75
 Firpo, Anthony, 1938, 39
 Fish, George W., 1912, 13
 Fisher, Emerson W., 1919
 Fisher, Richard, 2008, 09, 10
 Fitz, Frank M., 1927
 Fitzgerald, Chuck, 1950
 Flagg, Justin, 1995, 96, 97, 98
 Fleming, Howard W., 1911, 12, 13
 Fletcher, Harold A., 1912
 Flores, Ron, 1988, 89
 Fodor, Bob, 1979, 81, 82, 83
 Follett, Zack, 2005, 06, 07, 08
 Folmer, Richard, 1939, 40
 Foltz, Ryan, 2002, 03, 04, 05
 Fong, George, 1946, 47
 Foran, Marshall, 1991, 92, 93, 94
 Forbes, Art, 1955, 56, 57
 Forbes, Nick, 2010, 11, 12
 Force, James A., 1903, 04, 05
 Ford, Mariet, 1981, 1982
 Ford, Mike, 1986, 87, 88, 89
 Ford, Orrin, 1981, 83, 84

Forrest, Chase, 2015, 16
 Forrester, Wale, 2002, 03
 Forsett, Justin, 2004, 05, 06, 07
 Fortt, Khairi, 2013
 Foster, Daniel P., 1914, 15, 17
 Foster, Robert N., 1904
 Foster, Roger, 1963, 64, 65
 Fowler, Donald, 1935
 Fowler, Gary, 1967, 68, 69
 Fowler, Nate, 1992, 94
 Fox, Charley, 1949
 Fraley, Paul, 2004
 Francis, Robert C., 1926
 Frank, Kenny, 2006
 Franklin Jr., Marloshaw, 2016
 Franklin, Oran, 1957
 Frantz, John, 1965, 66, 67
 Franz, Rod, 1946, 47, 48, 49
 Fraser, Jim, 1969, 70
 Frassetto, Gene, 1942, 47, 48
 Frazer, Donovan, 2014
 Fredrickson, Tyler, 2000, 01, 02, 03
 Freedman, Tony, 1942, 43
 Freeman, Edgar A., 1906, 07, 08
 Freeman, Mike, 1997, 98
 Freitas, George, 1974, 75, 76, 77
 Frey, Dave, 1972, 73, 74
 Frisbee, Bob, 1943
 Frisch, John, 1972, 73
 Fujita, Scott, 1998, 99, 2000, 01
 Funderburk, Mark, 1980, 81, 83, 84
 Furuta, Doug, 1959

G

Galas, Dominic, 2009, 10, 11, 12
 Galas, Tim, 1979, 80, 82
 Galbraith, Huxley, 1945
 Gallagher, William G., Jr., 1922
 Gammon, Walter, 1900
 Gandsey, Tom, 1983, 84
 Garamendi, John, 1963, 64, 65
 Garamendi, Sam, 1969, 70, 71
 Garcia, Nicanor, 1992
 Gardner, Derrick, 1995, 96, 97, 98
 Garlinger, Howard, 1955
 Garner, David, 2014
 Garner, Dwight, 1982, 83, 84, 85
 Garrity, Clarence, 1928, 29, 30, 31
 Garthwaite, Edwin, 1943, 44
 Garvin, Grover, 1958, 59
 Garzoli, John, 1954
 Gaskins, Martin, 1994, 95
 Gates, Justin, 2010, 11
 Gay, Thomas E., 1916
 Geanelli, Rudolph L., 1913, 14, 15
 Gearhart, George, 1966, 67
 Geldermann, Nate, 1996, 97, 98
 Gendotti, Joseph, 1901
 Gentner, Ernie, 1942
 George, Dave, 1959, 60
 Geringer, John, 1983, 84, 85, 86
 Gerner, Kenneth, 1945
 Geurts, Peter, 2008
 Ghilarducci, Harry, 1954
 Gianulias, Gus, 1955, 56, 58
 Gibbert, Vince, 1967

Gibbs, Ronald D., 1915
 Gibson, Geoffrey, 2012
 Gibson, James, 1997
 Gibson, Jason, 2013
 Gibson, Mike, 2006, 07
 Giddings, Mike, 1953, 54
 Gierlich, James, 1944, 45
 Giesel, Jon, 2002, 03, 04
 Gifford, John V., 1917
 Gilbert, Gale, 1980, 82, 83, 84
 Gilbert, Robert, 1935, 36
 Gilkey, Charles, 1945
 Gilkey, Don, 1954, 55, 56
 Gill, Carol, 1932, 33, 34
 Gill, Frank, 1928
 Gill, Harry W., 1927, 28, 29
 Gill, Ralston, 1929, 30, 31
 Gill, Sam, 1931, 32
 Gillespie, George, 1956
 Gillis, Kenneth C., 1907
 Gillies, Ed, 1976
 Gillum, Charles, 1993
 Gimbal, LeRoy M., 1919
 Gingold, Lucus, 2013, 14
 Giordano, Matt, 2003, 04
 Giroday, Paul, 1971, 72, 73
 Glagola, Steve, 1957
 Glascock, John R., 1907
 Glass, Charles, 1978
 Gleason, Dave, 1971, 72
 Glenn, Stan, 1976, 77
 Glenn, Tarik, 1993, 94, 95, 96
 Glick, Steve, 1951, 52
 Glover, Drew, 2007, 08
 Godde, Harry A., 1918
 Goich, Dan, 1965, 66
 Goff, Jared, 2013, 14, 15
 Goff, Jerry, 1985
 Gold, Randy, 1960, 61
 Gonzales, Bob, 1958
 Gonzalez, Tony, 1994, 95, 96
 Gordon, Steve, 1988, 89, 90, 91
 Gordon, Walter A., 1916, 17, 18
 Gordon, Walter A., Jr., 1941, 42
 Gosbey, J.S., 1896
 Gosling, George, 1953
 Gottlieb, Ziv, 1994, 95, 96
 Gough, Harlan, 1939, 40
 Goulet, James, 1985, 86
 Grace, De'Zhon, 2015, 16
 Grady, Larry, 1975, 76
 Graf, Robert E., 1915
 Graff, Edwin C., 1909
 Graffort, Garry, 2009, 10
 Graham, Doug, 1959, 60, 61
 Graham, Jody, 1990, 91, 92, 93
 Graham, Pat, 1977, 78, 79, 80
 Granado, Dominic, 2015, 16
 Grandison, Anthony, 1987, 88, 89, 90
 Granger, Ted, 1954, 55
 Graumann, Gary, 1977, 78
 Graves, John, 1941, 42, 47
 Gray, Dan, 1974, 75
 Gray, David, 1980, 81
 Gray, David, 2003, 04, 05, 06
 Gray, Mark, 2006, 07

ALL-TIME LETTERWINNERS (continued)

Gray, Prentiss N., 1904, 05
 Gray, Robert, 1945
 Gray, Robert F., 1915
 Grealish, Steve, 1973
 Greathouse, A.J., 2014
 Green, Anthony, 1975, 76, 77
 Green, Bob, 1988, 89
 Green, Edward P., 1927
 Green, Jim, 1957, 58, 59
 Green, Kenny, 2005
 Green, Robert C., 1927
 Greer, Darrin, 1986, 87, 88, 89
 Greisberg, Frederick J., 1896, 97, 98, 99
 Gridley, Mike, 1962, 64, 65
 Grieb, Tom, 1970
 Griffin, Bert F., 1924, 25, 26
 Griffiths, Edwin, 1929, 30, 31
 Griggs, Ken, 1989
 Grillos, John, 1988
 Grimes, Matt, 1983, 84, 85
 Grisom, James, 2012, 13
 Gritsch, Steve, 1973, 74, 75
 Groefsema, Ken, 1943, 46, 47
 Groger, Dick, 1949, 50
 Grothus, Joe, 1944
 Guarnero, Chris, 2008, 09, 10
 Guest, Don, 1965, 66
 Guiberson, Nathaniel G., 1901
 Gulvin, Glen, 1950, 51, 52
 Gustaveson, Josh, 2001, 02
 Gutierrez, Ryan, 2002, 03, 04
 Guyton, Trevor, 2008, 09, 10, 11

H

Hatchen, Bill, 1943
 Haffey, Calvin, 1904, 05, 06, 09
 Hagan, Darian, 2007, 08, 09, 10
 Hagan, Spencer, 2010, 11, 12, 13
 Hahn, Leighton, 1951, 52
 Hailey, Mike, 1972
 Haina, John, 1983, 84
 Hale, Dewey, 1998, 99, 2000, 01
 Hale, Fabiano, 2015, 16
 Hale, Max, 1956, 57
 Hale, William M., 1919
 Hall, Brandon, 2003
 Hall, Layne, 1991, 92
 Hall, Lowell C., 1920
 Hall, Percy W., 1896, 97, 98, 99
 Hall, Rhett, 1989, 90
 Hammes, Bob, 1964
 Hampton, Brandon, 2004, 05, 06, 07
 Hampton, Chris, 1980, 81, 82, 83
 Hampton, Kerry, 1970, 71
 Handy, Carl, 1929, 30
 Hanford, Ray, 1936, 38
 Hanford, William, 1936
 Hanifan, Jim, 1952, 53, 54
 Hansen, Chad, 2015, 16
 Hansen, George D., 1911
 Hansen, J. Owen, 1901
 Hansen, Thorvald, 1930
 Hanson, Kenneth L., 1917
 Hard, Sam, 1964, 65, 66
 Hardin, Tim, 1987

Harding, Roger, 1943, 44
 Hardy, David P., 1909, 10, 11
 Hardy, John, 1986, 87, 88, 90
 Harmon, Mike, 1978, 79
 Harper, Chris, 2012, 13, 14
 Harrell, Tubby, 1975
 Harris, Al, 1943
 Harris, Charles, 1950, 51
 Harris, Don, 1951, 52
 Harris, Drae, 1998, 99
 Harris, George, 1968
 Harris, John, 1977, 78
 Harris, Maurice, 2012, 13, 14, 15
 Harris, Myron W., 1908, 09, 10
 Harris, Neal, 1908
 Harris, Nick, 1997, 98, 99, 2000
 Harrison, Brian, 2004, 05
 Harrison, Jack, 1973, 74, 75
 Hart, Jack, 1956, 57, 58
 Hartman, Dick, 1955
 Harvey, Ken, 1986, 87
 Hasbrouck, Lamar, 1986, 87
 Haskell, Robert K., 1896, 97
 Haskins, William H., 1912
 Hatcher, Orville, 1939, 40
 Hatfield, Greg, 1966
 Hawkins, Jaylinn, 2016
 Hawkins, LaVelle, 2005, 06, 07
 Hawkins, Tom, 1970, 71
 Hawley, Loren, 1961, 63, 64
 Hay, Jack, 1935
 Hay, Richard, 1935
 Hayes, Horace H., 1917
 Hayes, Kenneth A., 1914
 Hays, David, 2000, 02, 03
 Hazeltine, Matthew E., 1912, 13, 15
 Hazeltine, Matt Jr., 1951, 52, 53, 54
 Hazzard, Roy T., 1916
 Heathwood, Matt, 1985
 Heck, Dave, 1978, 79
 Heck, Phil, 1973, 74, 75, 76
 Hector, Byron, 1984, 85, 86
 Hein, Gary, 1983, 84, 85, 86
 Heisinger, Kris, 1982
 Heitmuller, William F., 1902, 03, 04
 Helfman, Marcus, 1999
 Heltne, Bruce, 1951
 Henderson, Vic, 1974, 76, 77, 78
 Hendren, Greg, 1969, 70
 Hendrickson, Steve, 1985, 86, 87, 88
 Hennington, Marshall, 1984
 Henry, Leslie A., 1904
 Hering, John, 1982
 Herrero, George, 1940, 41
 Herrero, Jack, 1941, 42
 Hershey, Jeremy, 1999, 2000
 Herwig, Robert, 1935, 36, 37
 Hewitt, Lloyd E., 1918
 Hextrum, Chuck, 1973, 74, 75
 Heydorff, Chad, 2000
 Hibbs, Doug, 1956
 Hibbs, Joe, 1952, 53
 Hibler, Rasheed, 1994, 95, 96, 97
 Hickingbotham, Joe, 1929, 30
 Hickman, Dallas, 1973, 74
 Hicks, Bernard, 2005, 06, 07, 08
 Hicks, George M., 1916

Hicks, Marc, 1985, 86
 Higgins, John M., 1944
 Higson, John W., 1917
 Hileman, Robert, 1943, 47, 48
 Hill, Derrick, 2007, 08, 09, 10
 Hill, Josh, 2009, 10, 11, 12
 Hill, Harvey C., 1912
 Hill, Reuben C., 1899
 Hill, Ron, 1977, 78, 79
 Hillesland, Brian, 1981, 82, 83
 Hillmon, Oliver, 1976, 77
 Hilton, Delongion, 2005
 Hinder, Austin, 2013, 14
 Hingst, Steve, 1986, 87
 Hinnant, J.D., 2015, 16
 Hischler, David, 1944, 46, 47, 48
 Hoberg, Carl, 1939, 40
 Hodgins, Mike, 1974
 Hoeber, Paul, 1965
 Hoenisch, Robert, 1945
 Hoffman, Ralph, 1955
 Holleman, Jack, 1974, 75
 Holley, Brian, 2007, 08, 09
 Holloway, Stan, 1978, 79
 Holly, Marty, 1990, 91, 92, 93
 Holston, Charlie, 1957, 58, 59
 Holt, D.J., 2008, 09, 10, 11
 Holtfreter, Eric, 2000, 01
 Honegger, Arthur, 1942, 43
 Honey, Jason, 2004, 05
 Hongola, Robert, 1940, 41
 Hood, Dave, 1951, 52
 Hooper, Burt E., 1897
 Hooper, Leon L., 1917, 18
 Hopper, James P., 1896, 97, 99
 Horrell, Edwin C., 1923, 24
 Hosey, Calvin, 1999, 2000, 01, 02
 Hoskins, John O., 1912
 Houghton, Mark, 1977, 78
 Houston, Artis, 1991, 92, 93, 94
 Houston, Gayland, 1984, 85
 Houston, Norman B., 1942
 Howard, C. Harry, 1900, 02, 03
 Howard, Eric, 1986, 87, 88
 Howard, Harry M., 1902, 03, 04
 Howard, Jack, 1935, 36
 Howard, John C., 1915
 Howard, Randolph, 1972
 Howard, Trevor, 2016
 Howe, Brad, 1987
 Howell, Wes, 1982
 Huber, Gordon, 1924, 25, 26
 Huber, Skip, 1958, 59
 Hubert, Theodore, 1937, 38, 39
 Hudgins, Scott, 1971
 Hudson, C. Harry, 1900, 02, 03
 Hudson, Don, 1978, 79
 Hudson, Ray, 2014, 15, 16
 Hufford, Guy D., 1924
 Hughes, Daymeion, 2003, 04, 05, 06
 Hughes, James, 1976, 77
 Hultgren, Mark, 1967, 68, 69
 Humpert, Frank, 1949
 Humphries, Randy, 1967, 68, 69
 Hunt, Archie M., 1913, 14
 Hunt, Jim, 1963, 64, 65
 Hunter, Jacobi, 2013

Hunter, Jordon, 2001, 03
 Hunter, Wayne, 1999
 Hunter, Wendell, 2001, 02, 03, 04
 Hurrell, J.P., 2009, 10, 11, 12
 Huston, Norman, 1942
 Hutters, William, 1937, 38, 39, 40

I

laukea, Curt, 1956, 57
 Igber, Joe, 1999, 2000, 01, 02
 Imlay, Talma W., 1924, 25
 Ingram, Darryl, 1985, 86, 87, 88
 Ingram, Wilbur, 1937
 Ipson, Dan, 1960
 Iwuoma, Chidi, 1997, 98, 99, 2000

J

Jabs, Earl F., 1925, 26
 Jack, Raymond, 1934
 Jackman, Brad, 1984, 85, 86, 87
 Jackson, DeSean, 2005, 06, 07
 Jackson, Herb, 1955, 56
 Jackson, John, 1973, 74
 Jackson, Kameron, 2011, 12, 13
 Jackson, Roy, 1998, 99, 2000
 Jackson, William, 1985, 86
 Jacobs, Andy, 1993, 94, 95, 96
 Jacobs, Proverb, 1957
 Jacques, Joe, 1987
 Jacuzzi, Remo, 1955, 56
 Jalil, Mustafa, 2011, 12, 13, 15
 James, Don, 1981, 82, 83, 84
 James, Paul, 1972, 73, 74
 Jamile, Alex, 1959
 Jefferson, Jalen, 2012, 13, 14, 15
 Jefferson, Marcus, 1993
 Jenkins, Tim, 1988, 89
 Jensen, Jack, 1946, 47, 48
 Jensen, Mark, 1999, 2000, 01, 02
 Jessen, Jess E., 1933
 Jiminez, Juan, 1999, 2000
 Johns, Walter R., 1907, 08, 09
 Johnson, Brett, 2006, 07, 08, 09
 Johnson, Charles, 1957, 58
 Johnson, Charles, 2008, 09
 Johnson, Don, 1952
 Johnson, Gordon, 1968
 Johnson, John, 1984, 85
 Johnson, Jonathan, 2015
 Johnson, Matt, 1993
 Johnson, Maurice, 1992, 93, 94, 95
 Johnson, Raymond, 1943
 Johnson, Richard J., 1936
 Johnson, Vincent, 2015
 Joiner, Jim, 1990, 92
 Joiner, Paul, 1991, 92, 93
 Johnson, Jonathan, 2014
 Johnson, Ron, 1975
 Johnson, Sidney, 1985, 86
 Johnson, Vincent, 2014, 15, 16
 Johnson, Wade, 1976, 77
 Johnson, Walter H., 1916
 Johnson, William Charles, 1971
 Johnson, William Curtis, 1971, 72

ALL-TIME LETTERWINNERS (continued)

Johnson, Zeandae, 2016
 Johnston, Richard D., 1936
 Jones, Brent, 1993, 94, 95, 96
 Jones, Cody, 2006, 07, 08
 Jones, Dexter, 1986, 87
 Jones, Dwayne, 1986, 87, 88, 89
 Jones, George, 1906
 Jones, Harry, 1932, 33, 34
 Jones, Jeff, 1989, 90, 91, 92
 Jones, Jerry, 1972, 73
 Jones, John L., 1936
 Jones, Len, 1947, 48, 49
 Jones, Marvin, 2008, 09, 10, 11
 Jones, Paul, 1975, 77, 78, 79
 Jones, Rick, 1971, 72
 Jones, Ryan, 2000, 01, 02
 Jones, Terry, 1957, 58, 59
 Jordan, Cameron, 2007, 08, 09, 10
 Jordan, Ray F., 1909, 10
 Jordan, Robert, 2004, 05, 06, 07
 Joslyn, William, 1943
 Joyce, Derek, 2002, 03, 04
 Jurkovich, James, 1940, 41, 42

K

Kaarsberg, Pete, 1897, 98, 99
 Kai Kee, Sam, 1918
 Kampa, Bob, 1971, 72
 Kane, Mika, 2005, 06, 07, 08
 Kapp, Joe, 1956, 57, 58
 Kapp, Will, 2008, 09, 10, 11
 Karaczoff, Kirk, 1977, 78, 79, 80
 Karpe, Bob, 1950, 51
 Kartz, Keith, 1981, 82, 84, 85
 Kastner, Eric, 1968
 Kaufman, Harold A., 1927
 Kaufman, Joseph, 1931
 Kaufusi, Keni, 2012
 Kay, Jordan, 2007, 08
 Keanaaina, Keala, 1999, 2000
 Kearney, Jake, 2014, 15
 Keckley, Paul, 1946, 47, 48
 Keefer, James, 1931, 32, 33
 Keeles, Bernie, 1969
 Keen, Robbie, 1987, 88, 89
 Kelly, Kevin, 1991, 92, 93
 Kelly, Mike, 1986
 Kelly, Steve, 2004, 05, 06
 Kelly, Trevor, 2014, 15
 Kemnitzer, Steve, 1971, 72
 Kemp, Billy, 1978
 Kendrick, Mychal, 2008, 09, 10, 11
 Kenfield, Ted, 1945, 46, 47
 Kennedy, Eugene P., 1896
 Keogh, Tom, 1952
 Kern, Claude C., 1904
 Kern, Dick, 1953
 Kerr, George P., 1904
 Keyser, Chris, 1972
 Kidder, Jim, 1951, 54
 King, Dick, 1955
 King, Gabe, 2012
 King, Kam, 1985, 87
 King, Lucas, 2012, 13
 King, William N., 1910, 12, 13
 Kirst, Kyle, 2006

Kirwan, Edwin, 1929, 30, 31
 Kirtelle, Reginald W., 1904, 05
 Klein, Forrest, 1948, 49
 Klein, Perry, 1990, 91
 Klein, Phil, 1932, 33
 Klemmer, Grover, 1942
 Kline, Zach, 2013
 Klinger, Jack, 1944, 45
 Klink, Mark, 1971, 72
 Klotsche, John, 1999, 2000, 01, 02
 Klotz, Richard, 1985
 Klumph, Dylan, 2016
 Kobzeff, John, 1967, 68
 Koch, Donald E., 1929
 Koepf, Monte, 1945
 Kotler, Jim, 1952, 53
 Kragen, Kyle, 2013, 15
 Kramer, Tom, 1953, 54
 Krebs, Kameron, 2011, 12
 Krieg, Tyler, 2006
 Kriegsmann, Cary, 2013
 Krueger, Ralph, 1950, 51, 52
 Krum, Bill, 1962, 63, 65
 Kuhl, Chuck, 1956
 Kunaszyk, Jordan, 2016
 Kunkle, A.J., 1997, 98
 Kunzi, Taylor, 2005

L

Ladner, Spencer, 2009, 10, 11
 Ladouceur, L.P., 2001, 03, 04
 La Fontaine, Chris, 1981
 Lagemann, Alex, 2009, 10
 Laird, Matt, 2008
 Laird, Patrick, 2014, 16
 LaMothe, Steve, 1986
 Lance, Dane, 1983
 Lane, Charles D., 1917
 Lane, Davis W., 1913
 Lane, Eldred, 1929
 Lane, Travis P., 1919
 Lang, James, 1939
 Langford, James, 2014
 Lapite, Isaac, 2013
 Larson, Andrew, 2006, 07
 Larson, Paul, 1952, 53, 54
 Lasater, Fred, 1904
 Lasater, William, 1941
 Lasco, Daniel, 2012, 13, 14, 15
 Lasher, Roland, 1958, 59, 60
 Laster, Wally, 1949, 50
 Latham, George H., 1919, 20, 21
 Lathrop, Larry, 1964, 65, 66
 Latimer, Norv, 1945
 Laven, Rick, 1966, 67
 Laveroni, Bill, 1967, 68, 69
 Lawler, Kenny, 2013, 14, 15
 Lawrence, Steve, 1972, 73
 Lawson, Dave, 1972
 Lawyer, Kem, 1972
 Leathers, Fred, 1972, 73
 LeBeouf, Dave, 1974, 75, 76
 Lee, Adrian, 2011, 12, 13
 Lee, Dick, 1950, 51, 52
 Leffler, Duke, 1976, 77, 78
 Leiba, Ned, 1971
 Leidholt, Jack, 1940, 41
 Leininger, Cole, 2012, 13, 14, 15
 Leipzig, Jerome, 1939
 Lemmon, Dick, 1949, 50, 51
 Leonard, Skip, 1970
 Lerond, Jack, 1944, 45
 Levy, Steve, 2004, 05, 06
 Lewis, David, 1979, 80, 82, 83
 Lewis, John, 1939
 Lewis, Stuart, 1939, 40, 41
 Lieb, Harry, 1940
 Lilly, Steve, 1995
 Lindgren, Axel Fred, Jr., 1930
 Lindsey, Andre, 1982, 83, 85
 Lindsey, Yancy, 1983, 84
 Lippma, Frederick, 1898
 Little, Chris, 2009
 Liversedge, Harry B., 1914, 16
 Loberg, Greg, 1980, 81, 82, 83
 Lockhart, Robert R., 1913, 14, 15
 Lofton, Syd, 1975, 76
 Logan, Alex, 2010, 11, 12
 Loggins, Matt, 1994, 95, 96
 Lom, Benjamin A., 1927, 28, 29
 Long, Mark, 1983, 84
 Long, Ralph, 1942
 Longshore, Nate, 2005, 06, 07, 08
 Longwell, Ryan, 1993, 94, 95, 96
 Lonie, David, 2004, 05
 Lonon, Don, 1996, 97
 Looney, James, 2015, 16
 Lopa, Puka, 2012, 13, 14, 15
 Loper, John C., 1945
 Lorenz, Jim, 1956
 Lossie, Robert, 1945
 Lotter, Will, 1948
 Lowe, Michael, 2011, 12, 13, 14
 Lowell, Larry, 1961, 63
 Lozica, Michael, 1980, 82
 Lozica, Nick, 1980
 Lucas, Tim, 1980, 81, 82
 Luckhurst, Mick, 1979, 80
 Ludwig, Robert H., 1896, 97
 Ludwig, Brandon, 1998, 99, 2000, 01
 Lundgren, Gerald, 1958, 59, 60
 Lundy, Lamar, 1977, 78
 Lupoi, Tosh, 2001, 02, 03, 05
 Lutes, Gerald, 1939
 Lutes, Tom, 1962
 Lutz, Lawrence, 1933, 34, 35
 Lyman, Chase, 2000, 01, 03, 04
 Lynch, Ben, 1992, 93, 94, 95
 Lynch, Frank, 1965, 66
 Lynch, Marshawn, 2004, 05, 06

M

Ma'afala, Abu, 2005, 06
 MacAdam, Don, 1960
 MacDonald, Bruce, 1962, 63
 Machado, Steve, 1984
 Mack, Alex, 2005, 06, 07, 08
 Mackie, Chris, 1973, 74
 Madigan, Richard, 1943
 Madison, Marshall P., 1916
 Madison, Ulysses, 1979, 80
 Madueño, Brandon, 2013

Maehl, Steve, 1975, 76
 Maggard, Dave, 1959
 Maguire, Alfred L., 1916
 Maguire, Hugh, 1955
 Maguire, Leo Joseph, Jr., 1918
 Mahlum, Eric, 1991, 92, 93
 Main, Timothy, 1946, 47
 Main, William, 1946, 47, 48
 Maiorana, Vince, 1951, 52
 Mais, Bill, 1951, 52
 Mais, Dan, 1991, 93
 Majors, Olin C., 1918, 20
 Makonnen, Jonathan, 2002, 04
 Malele, Matthew, 2004, 05, 06, 07
 Malele, Noris, 2005, 06, 07, 08
 Malili, Brent, 1995, 96
 Mallory, Milo, 1931
 Manderino, Chris, 2002, 03, 04, 05
 Maningo, Joe, 2003, 04
 Manley, Marcus, 2014, 15, 16
 Manning, Marlon, 1993, 94
 Manning, Tim, 1991, 92, 93, 94
 Mansion, Brock, 2008, 09, 10, 11
 Manuel, Mike, 2011, 12
 Marcus, Irving H., 1927
 Marinos, Jim, 1950
 Marks, Don, 1952, 53
 Markwart, Earl H., 1910
 Markwart, Irving G., 1908, 09, 10
 Marshall, Dupre, 1977, 78, 79, 80
 Martin, Harley, 1956, 57
 Martin, Tevis, 1952, 53
 Martucci, Chares, 1952, 54
 Martyr, Paul, 1967, 68, 69
 Marzett, Damian, 1998, 99
 Mason, Jon, 1961
 Mason, Paul, 1983, 84
 Mason, Tom, 1940, 41, 42
 Mathewson, Morley, 1938, 39, 40
 Mattarocci, Frank, 1956
 Mattox, Brudy, 1995, 96
 Mayer, Mathias, 1897
 Mayfield, Duane, 1966, 67
 Maynard, Zach, 2011, 12
 Mazik, Ron, 1962, 63
 Mazzucco, Tom, 1981
 Mbakogu, Phillip, 2004, 05
 McAllister, Ken, 1976, 77
 McArthur, Geoff, 2000, 02, 03, 04
 McArthur, Robert, 1931, 32
 McAteer, Eugene, 1934, 36
 McCaffrey, Mike, 1966, 67, 68
 McCain, Chris, 2011, 12
 McCallister, Tate, 1995, 96, 97, 98
 McCarthy, Dan, 1942
 McCarty, Terence, 1986
 McClanahan, Mel, 1984, 85, 86
 McCleskey, Donnie, 2002, 03, 04, 05
 McClure, Stefan, 2011, 13, 14, 15
 McCormick, James, 1932, 33
 McCoy, Paul J., 1919
 McCray, Broderick, 1979
 McCrary III, Billy, 2016
 McCulloch, Frank D., 1917
 McCurdy, Taggart, 2003, 04
 McCutcheon, William, 1930
 McDaniels, James, 1937, 38, 39

ALL-TIME LETTERWINNERS (continued)

McDermott, M.C., 1897
 McDonald, Pat, 1984, 85, 86
 McDougald, Rance, 1982, 83, 84
 McDerry, Stu, 1985, 86, 87, 88
 McGaffie, John, 1967, 68
 McGhee, Brian, 1986, 88, 89
 McGillis, Mike, 1972
 McGlinchey, Mike, 1989
 McGonigal, Kerry, 1992, 93, 94, 95
 McGovern, Bryce, 2011, 12, 13, 14
 McGrath, Michael, 2001, 02, 03, 04
 McInerney, Robbie, 2015
 McIntyre, Eric, 1978, 79
 McIntyre, Shea, 2007, 08
 McIsaac, Hugh, 1896
 McKim, Joseph L., 1912, 13, 14
 McLaughlin, Hollis G., Jr., 1944
 McLaughlin, John, 1997, 98
 McLean, Norm, 1959, 60, 61
 McMahon, John, 1977
 McMahon, Rhett, 1911
 McMillan, Dan A., 1920, 21
 McMorris, Malik, 2015, 16
 McNab, John B., 1899
 McNutt, William F., Jr., 1896
 McQuary, Jack, 1939, 40, 41
 McWilson, Marlon, 1994, 95, 96
 Mead, Harry R., 1904, 05
 Meadows, Jerome, 2009, 10
 Meade, Ken, 1958-59
 Mebane, Brandon, 2003, 04, 05, 06
 Medanich, Frank, 1929, 30, 31
 Medaris, John, 1970
 Meek, Dave, 1932, 33, 34
 Meek, John, 1935, 36, 37
 Meers, Mike, 1967, 68, 69
 Mehan, Tim, 1975
 Mekari, Patrick, 2015, 16
 Mekari, Tony, 2014, 15, 16
 Mell, Charles N., 1923, 25
 Mell, Lowell W., 1924
 Melville, Dan, 1977, 78
 Meredith, Bob, 1976, 77
 Mering, Pete, 1950, 51
 Merlo, Fred, 1971
 Merlo, Joe, 1941, 42
 Merz, Aaron, 2002, 03, 04, 05
 Meserve, Keith, 1951, 52, 54
 Meshak, Tom, 1961
 Messner, Russell, 1941, 42
 Metoyer, Mike, 1983, 84
 Meyer, Herb, 1944
 Meyers, Walter, 1945
 Meyersieck, Jim, 1976, 77
 Micco, Pat, 1972, 74, 75
 Michael, John, 1956, 57, 58
 Michelsen, Ed, 1952
 Miksits, John, 1950, 51
 Miles, Darrell, 1993, 94
 Miller, Anthony, 2008, 09, 10, 11
 Miller, Don, 1974
 Miller, Keith, 1998, 99
 Miller, Otis A., 1925, 26
 Miller, Rich, 1977, 78
 Miller, Robert E., 1912
 Miller, Ron, 1966, 67, 68
 Miller, Roswell, 1915

Miller, Tim, 1977
 Minahen, Bob, 1948, 49, 50
 Minahen, Timothy, 1946, 47, 48
 Minamide, Ron, 1965
 Mini, Elvezio, 1901, 02, 03
 Mitchell, Don, 1955
 Mixco, Edgardo, 1979, 80
 Mixon, Tim, 2003, 04, 05
 Moala, Viliami, 2011, 12, 13
 Moeller, Kenneth, 1933, 34
 Moen, Kevin, 1979, 80, 81, 82
 Moffett, Ron, 1977, 78
 Mogni, Dave, 1977, 78
 Mohamed, Mike, 2007, 08, 09, 10
 Mohn, Elden, 1945
 Momson, Chris M., 1916
 Monachino, James, 1948, 49, 50
 Monahan, Brad, 1991, 92
 Moncrease, Chris, 2009, 10, 11
 Montagne, William, 1947, 48, 49
 Montgomery, Carl, 1981, 1984
 Montgomery, James, 2007
 Montgomery, Willis, 1914, 15, 16
 Moore, Jascha, 1992, 93
 Moore, Shawn, 1992, 93
 Moore, Steven, 2013, 14, 15, 16
 Moore, Tyrone, 1985, 87
 More, John F., 1898, 1901, 02, 03
 Morey, Charles, 1934
 Morrah, Cameron, 2006, 07, 08
 Morris, Howard, 1932, 33
 Morris, Laird M., 1909, 10, 11, 12
 Morrison, Jesse B. (Duke), 1920, 21, 22
 Morse, Clinton R., 1896
 Morton, Craig, 1962, 63, 64
 Moser, Mark, 1985
 Mosher, Jerry, 1963, 64, 65
 Moskowite, George, 1979, 80
 Mosley, Dan, 1979, 80, 82
 Moulton, Ken, 1963, 64, 65
 Moye, Jeff, 1975, 76
 Moye, Justin, 2005, 06, 07
 Moyle, Mike, 1972
 Muehlberger, Roy, 1949
 Muga, Dave, 1961
 Muhammad, Khalfani, 2013, 14, 15, 16
 Muhammad, Saleem, 1998, 99, 2000
 Muir, James, 1944, 46, 47
 Muller, Harold P., 1920, 21, 22
 Mullins, Robert, 2008, 10, 11, 12
 Muncie, Chuck, 1973, 74, 75
 Munn, Greg, 1973, 74
 Munroe, Richard, 1973
 Murphy, Chris, 2000, 01, 02, 03
 Murphy, Jonathan, 2003, 04, 05
 Murphy, Stan, 1969, 70

N

Nady, Scott, 1992, 93
 Najarian, George, 1952, 53, 54
 Najarian, John, 1945, 47, 48
 Najarian, Paul, 1979, 80, 82, 83
 Nartey, Kofi, 1994, 95, 96, 97

Nelms, Joe, 1986, 87, 88
 Nelson, Alan, 1961, 62
 Nelson, Gill, 1952
 Nelson, Lyle, 1949
 Netherda, Alex, 2016
 Neuhaus, John A., 1915
 Neuhaus, Robert, 1930
 Newberry, Dave, 1976
 Newberry, Jeremy, 1995, 96, 97
 Newell, Pat, 1957, 58, 59
 Newman, Sterling R., 1927, 28
 Newmeyer, Donald, 1923
 Newton, Tom, 1975, 76
 Nichelmann, Will O., 1925
 Nicholas, Rey, 1986, 87
 Nicholau, George E., 1942
 Nichols, Donald P., 1921, 22, 23
 Nickerson Jr., Hardy, 1983, 84, 85, 86
 Nickerson, Hardy, 2013, 14, 15
 Nicolson, Murdo, 1955
 Nightingale, Chad, 1988, 89
 Nisbet, Archie, 1920, 21, 22
 Niswander, Roy F., 1926
 Nialiku, George, 1981, 82, 83
 Nixon, Matt, 1999, 2000, 01, 02
 Nnabuike, Bryant, 2008, 09, 10
 Noa, Kanawai, 2015
 Noble, Don, 1983, 84, 85, 86
 Noble, Ray, 1983, 84
 Nobles, Donald, 1985, 86, 87
 Nonhof, Randy, 1993, 94
 Noonan, Chris, 1988, 91, 92
 Nordstrom, Raymond, 1934, 35, 36
 Norris, Hal, 1951, 52, 53, 54
 Northcraft, James F., 1909
 Northnagel, Bradley, 2015, 16
 Norton, Robert B., 1927, 28, 29
 Norwood, Jim, 1963
 Nourse, William, 1943
 Nwangwu, Daniel, 1999, 2000, 01, 02
 Nwokocho, Chibuzo, 2016

O

O'Brien, Mike, 1976, 77
 O'Brien, Walter M., 1922
 O'Callaghan, Ryan, 2002, 03, 04, 05
 Odom, DeWayne, 1987, 88, 89, 90
 O'Donnell, Mike, 1984, 85
 O'Dorisio, Kevin, 1972, 73
 Ogden, Brenton R., 1951
 O'Hare, Dean, 1951
 Okafor, Christian, 2013
 O'Keith, Marcus, 2003, 04, 05, 06
 Olguin, Hank, 1958
 Oliver, Bob, 1953, 54, 55
 Oliver, Bryan, 1985
 Oliver, Marcus, 1997, 98, 99
 Oliver, Steve, 1972, 73, 74
 Oliver, Travis, 1986, 87, 88, 89
 Olivia, Joe, 1954, 56
 Olson, Pete, 1961
 Olszewski, John, 1950, 51, 52
 O'Neal, Deltha, 1996, 97, 98, 99
 Ooms, Addison, 2015, 16

Orlich, Jeff, 1973, 74
 Orr, Mark, 1996, 97, 98
 Ortega, David, 1986, 87, 88, 89
 Ortlieb, Craig, 1943
 O'Steen, Dwayne, 1973, 74
 O'Toole, Lawrence S., 1905
 Overall, Orval F., 1900, 01, 02, 03
 Overton, Scott, 1973
 Owusu, Ernest, 2008, 09, 10, 11

P

Paga, Shaun, 1997, 2000
 Palamounain, Greg, 1963, 65
 Palmer, Chris, 2016
 Palmer, David, 1978, 79, 80, 81
 Palmer, Jeff, 1963, 64, 65
 Papis, Louis, 1947, 48
 Papini, John, 1960
 Pappa, John, 1949, 50, 51
 Parker, Drake, 1994, 95, 96, 97
 Parker, Jeremiah, 1996, 97, 98, 99
 Parkinson, Stan, 1960, 61
 Parks, Ted, 1965
 Parque, Larry, 1958, 59
 Parrish, Doug, 1988, 89
 Parson, Monte, 2002, 03
 Partee, Ben, 1974
 Pascoe, Robert, 1930, 31, 32
 Patterson, Craig, 1981, 83
 Patton, Billy, 1958, 59, 60
 Pauley, Charles W., 1908, 10, 11
 Pavlow, Fred, 1944
 Pawlawski, Mike, 1988, 89, 90, 91
 Paxton, Marshall W., 1917
 Payne, Kendrick, 2009, 10, 11, 12
 Pearce, Gerald G., 1924
 Pearson, Harold, 1998, 99, 2000
 Peart, Stirling, 1909, 10, 11, 12, 13
 Peele, Robert, 2006, 07
 Peery, Ryan, 1990, 91
 Pelonis, George, 1951
 Penafior, Manuel, 1960, 61
 Penhall, Dave, 1969, 70
 Penton, John, Jr. 1993, 94, 95
 Peoples, Wendell, 1985, 86
 Perkins, Randall, 2001
 Perrin, Paul V., 1925
 Perrin, Toni, 1958
 Perry, Cliff, 1939
 Perry, Donald C., 1923
 Perry, Gerald, 1952
 Pessler, Daryl, 1989, 91
 Peters, Greg, 1974, 75, 76
 Peters, Matt, 1998
 Peterson, Howard, 1944, 45
 Peterson, John, 1951
 Pettway, Ken, 1984, 85
 Philip, Marvin, 2000, 03, 04, 05
 Phillips, Don, 1953
 Phillips, Irvine L., 1926, 27, 28
 Phillips, Jim, 1962, 63, 65
 Phillips, John, 1968, 69
 Phleger, Carl A., 1908, 10, 11
 Phleger, Herman H., 1910, 11
 Piatt, Griffin, 2014, 15
 Pickett, Gene, 1940, 41, 42

ALL-TIME LETTERWINNERS (continued)

Pieper, Harry, 1942, 46, 47
 Pierovich, George, 1959, 60, 61
 Pierre, Bruce, 1997, 98
 Piestrup, Don, 1956, 58, 59
 Piestrup, Mel, 1961
 Piller, Lloyd, 1932
 Pillsbury, Dave, 1982, 83, 84
 Pimentel, Mickey, 2005, 06
 Pinson, Jim, 1962, 63, 64
 Pipersburg, Phillip, 1997, 98, 99, 2000
 Pitta, Dennis, 1967, 68
 Pitto, Louis, 1928, 29
 Pittore, Jess, 1961
 Plasch, William, 1937, 38, 39
 Pleis, Matt, 1977
 Plummer, Gary, 1981, 82
 Plunkett, W.T., 1896
 Poddig, Herbert, 1946, 47, 48
 Poe, Keith, 1981, 83, 84, 85
 Pollack, Milton, 1936, 37
 Pollock, Morris, 1936, 37
 Pompa, Tim, 1999, 2000
 Poppin, Nick, 1954, 55
 Portee, Tyrone, 1979, 80, 81
 Porter, Michael, 2003
 Porto, Frank, 1942
 Potter, Sheldon, 1930
 Povio, Brandon, 2002, 03
 Powe, Darius, 2012, 13, 14, 15
 Powell, Jemeel, 1999, 2000, 01, 02
 Powell, Robert, 1944, 45
 Powell, William, 1951, 52
 Powers, Todd, 1985, 86, 87, 88
 Pratt, Randy, 1983
 Premo, George W., 1901
 Pressley, Legro, 1918
 Pressley, Norman, 1948, 49
 Preuitt, Justin, 2009
 Price, Jarred, 2009, 10
 Price, Tyrone, 1962
 Prindiville, Terry, 1956
 Pringle, Charles A., 1897, 98, 99, 1900
 Psalms, Malik, 2016
 Purnell, Rick, 1976, 77
 Purnell, Rob, 1970, 71
 Purtz, Chris, 2005
 Pyle, Bob, 1972, 73

Q

Queen, David, 1938, 40
 Quisling, Milo, 1932, 33
 Quist, George, 1943

R

Radich, Steve, 1963, 64, 65
 Ralston, John, 1950
 Rambo, Evan, 2015
 Ramseier, Rager, 1955, 56, 57
 Randolph, Anthony, 1989, 90, 91
 Ransome, Arthur W., 1896
 Ransome, Clark, 1861
 Ransome, John, 1931, 32, 33
 Rasmussen, George, 1943

Rau, Walter F., Jr., 1923, 24, 25
 Raulston, Brad, 1990
 Rawn, Walter, 1941
 Ray, Thomas, 1938
 Redmond, Castle, 1988, 89, 90
 Reece, Steve, 1969, 70
 Reed, C. W., Jr., 1898
 Reed, Chuck, 1967
 Reed, Delroy, 1979
 Reed, James, 1975, 76
 Reed, Mike, 1983, 84
 Reedy, Mountford, 1933, 34
 Reginato, Angelo, 1938
 Reinhard, Robert, 1939, 40, 41
 Reinhard, William, 1941, 46
 Reis, Larry, 1966, 67, 68
 Reist, Lloyd, 1965, 66, 67
 Relles, George, 1932, 33
 Relles, Tom, 1963, 64, 65
 Remington, Brian, 1990, 91, 92, 93
 Renouf, Clement A., 1907
 Rhodes, Andre, 1994, 95, 96, 97
 Rice, Leland, 1928, 29
 Richards, Bob, 1968, 69, 70
 Richards, Chris, 1986, 87, 88
 Richards, James, 1989, 90
 Richardson, Darrell H., 1917
 Richardson, Rich, 1994, 95
 Richardson, Stanley M., 1905
 Richter, Les, 1949, 50, 51
 Ricks, Greg, 1975, 76
 Riddle, Ryan, 2003, 04
 Riegels, Roy, 1927, 28, 29
 Riesenber, Doug, 1983, 84, 85, 86
 Rigsich, Serge, 1977
 Rigsbee, Jordan, 2012, 13, 14, 15
 Rigsbee, Tyler, 2010, 11, 12
 Riley, Kevin, 2007, 08, 09, 10
 Rios, Matt, 2009, 10, 11
 Risley, Thomas E., 1905
 Rivera, Bug, 2015, 16
 Rivera, Ron, 1980, 81, 82, 83
 Rivera, Steve, 1973, 74, 75
 Rix, Leland, 1985, 86
 Roberson, Winfred, 1985, 86, 87
 Roberts, Cliff, 2000, 01, 03
 Roberts, Darrell, 1956, 57
 Roberts, Frank, 1945
 Roberts, George, 1995, 96, 97
 Robertson, Demetris, 2016
 Robertson, Erik, 2004, 05, 06
 Robertson, Reggie, 2001, 02, 03, 04
 Robison, Don, 1949, 50, 51
 Rochlin, Dave, 1984
 Rochlin, Steve, 1983
 Rockett, Matt, 2014, 15
 Rodger, Tom, 1957
 Rodgers, Aaron, 2003, 04
 Rodgers, Richard, 1980, 81, 82, 83
 Rodgers, Richard, 2011, 12, 13
 Rogers, Bob, 1970, 71
 Rogers, Ernie, 1987, 1989, 90
 Rojas, Frank, 1944
 Romero, John, 1997, 98, 99
 Rose, Joe, 1977, 78, 79
 Roseman, Scott, 1989, 90, 91, 92
 Ross, Jeremy, 2008, 09, 10

Ross, Kelvin, 1985, 86, 87, 88
 Rosso, Ray, 1938, 39
 Roth, Joe, 1975, 76
 Rottke, Curtis, 1944
 Rowe, Andrew C., 1917, 19
 Roycroft, Glen, 1976
 Rozier, Bob, 1977, 78
 Rubenzer, Luke, 2014, 15, 16
 Rusev, John, 1963, 64
 Rusinek, Mike, 1983, 84
 Russell, William, 1913, 14, 15, 16
 Russi, Matt, 2006, 07, 08
 Rust, John, 2003, 04, 05
 Rutherford, Reynard, 1992, 93, 94, 95
 Ryan, Dan, 1967, 68

S

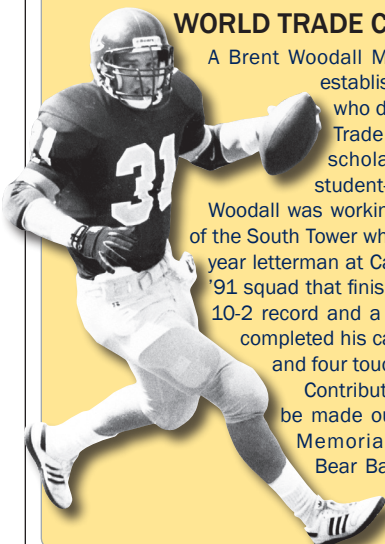
Sabichi, George C., 1903
 Saffle, Cameron, 2015, 16
 Saffold, Terry, 1977
 Sagapolu, Onesemo (Sam), 1991, 92
 Salem, Harvey, 1979, 80, 81, 82
 Salisbury, John, 1965, 67, 68
 Sally, Frank, 1957, 58, 59
 Sanders, Ray, 1989, 90, 91
 Sanguinetti, Don, 1979
 Santos, Rick, 1986, 87
 Sanyika, Sekou, 1996, 97, 98, 99
 Sargent, John E., 1924, 25, 26
 Sargent, Kevin, 1984
 Sarver, Charles, 1948, 49
 Sasaki, Kenji, 1961
 Satchell, Charles, 2009
 Sauer, Ralph, 1937, 38, 39
 Saunders, Ward B., 1913, 14, 15
 Sawin, Steve, 1968, 69, 70
 Sayer, Tom, 1983
 Scarlett, Brennan, 2011, 12, 14
 Scarlett, Richard, 1929
 Scattini, Anthony, 1987
 Scattini, Jerry, 1959, 60, 61
 Schabarum, Pete, 1948, 49, 50
 Schaeffer, James G., 1906, 07
 Schaldach, Henry, 1930, 31, 32
 Schell, Mike, 1968
 Schellenberg, Bob, 1988, 89
 Schlichting, Fred, 1929
 Schmalenberger, Herb, 1948, 49
 Schmidt, Charles, 1928
 Schmidt, John, 1964, 65, 66
 Schmidt, Randy, 1972, 73
 Schneider, Tom, 2004, 05, 06, 07
 Schraub, Jack, 1963, 64
 Schueller, Jeff, 1984
 Schultz, Eric, 1948, 49
 Schultz, Steve, 1967, 68, 69
 Schurr, Werner A., 1921
 Schutte, Bryan, 2006
 Schwartz, Mitchell, 2008, 09, 10, 11
 Schwartz, Perry, 1935, 36, 37
 Schwartz, Richard, 2003
 Schwarz, Bert F., 1926, 27, 28, 29
 Schwenke, Brian, 2009, 10, 11, 12
 Schwocho, Kenneth L., 1953, 54
 Scott, Dennis, 1938

Scott, Gerald L., 1949
 Scott, Myron, 1993
 Scott, Will, 2002
 Seaver, Donald, 1942, 46, 47
 Seawright, David, 2008, 09
 Sebahar, Ron, 1985, 86, 87
 Sebastian, Avery, 2011, 12, 14
 Segale, Andy, 1958, 59, 61
 Segura, J.P., 1999, 2000
 Seifert, Ted, 1972, 73
 Selfridge, James R., 1897
 Semien, Damien, 1990, 91, 92, 93
 Semmens, Paul, 1937, 39
 Senior, Walt, 1955
 Seppi, Dave, 1968, 69, 70
 Sergeant, Lou, 1985, 86, 87
 Serwanga, Kato, 1996, 97
 Setoga, Setoga, 1973
 Sevy, Jeff, 1972, 73
 Sewell, Edward G., 1918
 Shaeffer, Nick, 2001
 Sharp, Jason, 1995
 Sharp, Leroy B., 1914, 15, 16
 Shaughnessy, Mike, 1972, 73
 Shaw, Bobby, 1994, 95, 96, 97
 Shaw, Dave C., 1977, 78
 Shaw, David S., 1977, 78
 Sheeman, Edward J., 1901, 02
 Sheperdson, John, 2011, 12, 13, 14
 Sheridan, Jim, 1966, 68, 69
 Sheridan, Kursten, 1994, 95, 96, 97
 Sherman, Marc, 1981
 Sherman, Robert P., 1901, 02
 Sherwood, Jon, 1985, 86, 87, 88
 Shields, Brian, 1994, 95, 96, 97
 Shore, Nathan, 1946, 47
 Shotwell, Steve, 1980, 81, 82, 83
 Shwayder, David, 1945
 Simmons, Cliff, 1966
 Simms, Rusty, 1982, 84
 Simpson, Frank W., 1896, 97
 Sims, Fred, 1993, 94
 Sinclair, Dan, 1965, 66
 Singleton, Brandon, 2016
 Sitta, Pete, 1975, 76
 Skaugstad, Daryle, 1975, 78, 79
 Skinner, Edward A., 1917
 Skinner, Horace R., 1913
 Slater, Sid, 2001, 02, 03, 04
 Slauson, Sal, 1957
 Slevin, Dan, 1986, 87, 88, 89
 Slocum, Tracy, 2008
 Smidt, Joe, 1956
 Smiland, Bob, 1976, 77
 Smith, Blaise, 1984, 85
 Smith, Bobby, 1965, 66, 67
 Smith, Byron, 1981, 82, 83
 Smith, Corey, 1998, 99, 2000
 Smith, Don, 1997, 98
 Smith, Donn, 1955
 Smith, G. V., 1896
 Smith, George, 1934
 Smith, Harrison, 2002, 03, 04, 05
 Smith, Holden, 1976, 78, 80
 Smith, Jack, 1937, 38, 39
 Smith, James, 2000, 01
 Smith, Jason, 2000

ALL-TIME LETTERWINNERS (continued)

Smith, Jerry D., 1972
 Smith, John H., 1914, 15
 Smith, Joseph, 1931
 Smith, Louis, 1937, 38, 39
 Smith, Marquis, 1995, 96, 97, 98
 Smith, Michael, 1986, 87, 88, 89
 Smith, Mortimer, Jr., 1942
 Smith, Noah, 2004, 05
 Smith, Robert, 1972, 74, 75
 Smith, Scott, 1982, 83, 84
 Smith, Scott, 2004, 05, 06
 Smith, Tad, 2007, 08, 09
 Smith, Tarik, 1993, 95, 96, 97
 Smith, Tim, 1942
 Smith, Tim, 1980, 81, 82
 Smith, Tony, 1986, 87, 88, 89
 Smith, Vern, 1975, 76
 Smith, Warren W., 1898, 99, 1900
 Smith, Zach, 2007, 08
 Snedigar, Ollie F., 1901, 02, 03, 04
 Snell, Eric, 2005
 Snow, Jeff, 1958, 60
 Sockolov, Ronald, 1946, 47
 Sofele, Isi, 2009, 10, 11, 12
 Solari, Ray, 1949, 50
 Solinsky, Edward, 1937
 Solvin, Howard, 1957
 Sorenson, Bruce, 1979, 80
 Sorenson, Robert S., 1907, 08
 Souza, Alfred, 1936
 Souza, George, 1948, 49
 Souza, George, 1955
 Spalding, James E., 1923
 Sparks, Henry, 1935, 36, 37
 Sparks, Jarrett, 2009, 10
 Sparks, Michael, 2001
 Spears, Ricky, 1991, 92, 93, 94
 Sperry, Willard E., 1904, 05
 Spitz, Jeff, 1976, 77
 Sprague, Don, 1979, 80
 Sprott, Albert B., 1918, 19, 20
 Stachowski, Rich, 1979, 80, 81, 82
 Staffer, Theodore, 1938, 39, 40
 Stafford, Pete, 1981
 Stafford, Roger A., 1946
 Stafford, Steve, 1988, 90, 91, 92
 Stahlheber, Sam, 1991, 92
 Stallworth, Darryl, 1984, 85, 86, 87
 Stallworth, James, 1992, 93, 94, 95
 Stanek, Stan, 1972
 Stanger, Ryan, 1999, 2000, 01
 Stanton, Forrest Q., 1906
 Starr, Claude D., 1901
 Staskus, Kim, 1973, 74
 Stassi, Sam, 1961
 Stathakis, George, 1949
 Steele, Chuck, 1985, 86
 Stephens, Howard, 1920, 21
 Stephens, Mark, 1982, 83, 84, 85
 Stephens, Paul, 1966
 Steussie, Todd, 1990, 91, 92, 93
 Stevens, Craig, 2004, 05, 06, 07
 Stevens, Eric, 2009, 10, 11, 12
 Stewart, Charles, 1932, 33
 Stewart, Jimmy, 1979, 80, 81, 82
 Stewart, John, 1955, 56, 57
 Stewart, John A., 1918

WOODALL SCHOLARSHIP CREATED FOLLOWING WORLD TRADE CENTER TRAGEDY



A Brent Woodall Memorial Scholarship Fund has been established to honor the former Cal tight end who died in the attacks on New York's World Trade Center on September 11, 2001. The scholarship will provide funding for future student-athletes to play Cal football.

Woodall was working as a stock trader on the 89th floor of the South Tower when the building was hit. He was a four-year letterman at Cal (1988-91) and a key member of the '91 squad that finished ranked No. 8 in the nation after a 10-2 record and a Citrus Bowl victory over Clemson. He completed his career with 55 receptions for 646 yards and four touchdowns.

Contributions to the Woodall Scholarship should be made out to the U.C. Regents/Brent Woodall Memorial Scholarship Fund and mailed to Bear Backers, University of California Athletic Department, 195 Haas Pavilion, Berkeley, CA 94720.

Stewart, Todd, 1993, 94, 95, 96
 Stewart, Wayne, 1966, 67, 68
 Stockton, Vard, 1935, 36, 37
 Stoll, William, 1936, 37, 38
 Stone, Bud, 1946
 Stone, James, 1937, 38
 Stone, Maikie, 1966
 Stone, Ralph, 1930, 31
 Storer, Byron, 2003, 04, 05, 06
 Story, Ron, 1981, 82, 83, 84
 Stovall, Melquise, 2016
 Stow, Edgar W., 1905, 06, 07
 Stow, S. M., 1900, 01, 02, 03
 Stowers, Bill, 1971
 Strang, Vincent, 2002, 03
 Streshley, Bill, 1958
 Stress, Skip, 1967
 Strickland, Howard, 1973, 74
 Stringer, Scott, 1971, 72
 Stroud, Alex, 2008
 Stroud, Benjamin, 1901, 02, 03, 04
 Stroud, John A., 1909, 10, 11, 12
 Stuart, Joe, 1943, 44, 45
 Stubblefield, Greg, 1979, 80
 Stull, Roger, 1960, 61, 62
 Stump, Lawrence, 1941, 46
 Stumpf, Brian, 1997, 99
 Sugarman, Adam, 1999, 2000, 01
 Sullivan, John, 1980, 81, 82, 83
 Sullivan, Kevin, 1983, 84, 85, 86
 Sullivan, Michael, 1983, 84, 85, 86
 Summerfield, Sean, 1984
 Summers, Steve, 1978
 Summers-Gavin, Matt, 2009, 10, 11, 12
 Sundberg, Nick, 2005, 06, 07, 08
 Sundstrom, Walter, 1945
 Surgener, Brian, 1997, 98, 99, 2000
 Susoeff, Jack, 1945
 Sverchek, Tom, 2002, 03, 04
 Swafford, Derek, 2000, 01
 Swain, Steven L., 1968

Swaner, Jack, 1946, 47, 48, 49
 Swanson, Daryl, 1977, 78
 Swanson, Eric, 1970, 71
 Swartz, Burton A., 1908, 10, 11
 Swartzbaugh, John, 1946
 Sweeney, Beau, 2009, 10
 Sweeney, Steve, 1970, 71, 72
 Swenson, Rob, 1972, 73, 74
 Swigart, Robert, 1941
 Swillis, Kevin, 1995, 96, 97, 98
 Swinney, Marcus, 1932, 33
 Swisher, Armand, 1940, 41
 Swoboda, Tom, 1999, 2000, 01, 02

T

Tabor, Scott, 1986, 87
 Tafisi, Nu'u, 2005, 06
 Tagalao, Faasamala, 1988, 89
 Tagalao, Freddie, 2012, 13
 Tago, Ray, 2003, 04
 Talley, Al, 1952, 53
 Tandy, Edward, 2013, 14
 Tartabull, Quentin, 2016
 Ta'ufu'ou, Will, 2005, 06, 07, 08
 Tavake, Johnny, 1993, 94, 95
 Tavecchio, Giorgio, 2008, 09, 10, 11
 Taylor, Derek, 1985, 86, 87, 88
 Taylor, Troy, 1986, 87, 88, 89
 Tedford, Quinn, 2011
 Tenney, Conrad, 1933, 34, 35
 Teofilo, Chet, 2005, 07, 08, 09
 Tepper, Mike, 2006, 07, 09
 Tercero, Scott, 1999, 2000, 01, 02
 Thane, Bartlett L., 1897, 98
 Thatcher, Frank D., 1924
 Thomas, Greg, 1958
 Thomas, Perry, 1935, 36, 37
 Thompson, Brad, 1989, 90, 91, 92
 Thompson, Jesse, 1975, 76, 77
 Thompson, Syd'Quan, 2006, 07, 08, 09
 Thorell, Alvin, 1933, 34, 35

Thornton, Ellis, 1929, 30
 Thrans, Neil, 1944, 46
 Thure, Brian, 1991, 92, 93, 94
 Tilden, Charles L., Jr., 1914
 Timmerman, Dolph, 1929, 30
 Tinkham, Frank, 1955
 Tipoti, Aaron, 2009, 10, 11, 12
 Todd, Tim, 1969, 70, 71
 Toews, Loren, 1971, 72
 Toler, Burl II, 1974, 75, 76, 77
 Toler, Burl III, 2001, 02, 03, 04
 Toles, Tyson, 1988, 89, 90
 Tollner, Ryan, 1997, 98
 Toney, Charles T., 1920, 21
 Tongilava, Aisea, 2014, 16
 Toomey, Irving F. (Crip), 1920, 21
 Topham, Wellman H., 1924
 Torchio, J., 1980, 81, 82, 83
 Torchio, Lloyd, 1952, 53, 54
 Torgersen, Steve, 2003
 Tozer, Richard, 1931, 32
 Travis, Mack, 1989, 90, 91, 92
 Treggs, Brian, 1988, 89, 90, 91
 Treggs, Bryce, 2012, 13, 14, 15
 Tremblay, Brian, 2001, 02, 03, 04
 Tronstein, Don, 1954, 55
 Trowbridge, Josh, 1995, 96, 97, 98
 Truhitte, Robert, 2000
 Trumbo, Jack, 1960, 61
 Tuatagaloa, Natu, 1985, 86, 87, 88
 Tucker, Verran, 2008, 09
 Tuft, Morton M., 1896
 Tugbenyoh, Mawuko, 1996, 97, 98, 99
 Tuggle, John, 1979, 80, 81, 82
 Tuitama, Nofoaalii, 2000, 01
 Tuller, Walker K., 1907
 Tupy, Joe, 1982, 84, 85
 Turner, Bill, 1961, 62
 Turner, James, 1946, 47, 48, 49
 Turner, Pat, 1976, 77, 78, 79
 Turner, Trey, 2015, 16
 Turpin, Miles, 1982, 83, 84, 85
 Twitchell, Frederick M., 1906, 07, 08
 Tyndall, Bill, 2011, 12, 13
 Tyndall, John, 2008, 09, 10, 11

U

Ugenti, Paul, 1999, 2000, 01, 02
 Uluave, Semisi, 2015, 16
 Uperesa, Kevin, 1977, 78
 Upshaw, Regan, 1993, 94, 95
 Urrea, Dave, 1962, 63
 Uteritz, Irvine, Jr., 1945
 Uwaezuoke, Iheanyi, 1992, 93, 94, 95

V

Valianos, Leon, 1930, 31, 32
 Vallejo, Edward, 1936
 Vallotton, Bill, 1955, 56
 Van Deren, Frank, 1947, 48
 Vanderbilt, Khari, 2015, 16
 VanderLeest, Wayne, 1978
 Vander Meer, Ron, 1972, 74

ALL-TIME LETTERWINNERS (continued)

Van Heuit, Carl, 1949, 50
 Van Hoesen, Greg, 2004, 05, 06, 07
 Van Horn, Eugene E., 1928
 Van Meter, Bryan, 2005, 06
 Vartan, Brent, 1995, 96, 97
 Vaughn, Darryl, 1990
 Vaughn, Ron, 1961, 62
 Veasy, Jordan, 2016
 Vedder, Justin, 1997, 98
 Vera, Marc, 1994, 95, 96, 97
 Verducci, Joseph, 1932, 33
 Vereen, Shane, 2008, 09, 10
 Vessey, Ned, 1975, 76
 Vidmar, Bruce, 1988, 89
 Vincent, Brian, 1979
 Vincent, Mike, 1971
 Volker, Ray, 1971, 72
 Von der Mehden, Paul, 1974, 75

W

Waasdorp, Jacob, 1997, 98, 99, 2000
 Wagner, Dick, 1968, 69, 70
 Wainwright, Arthur, 2014
 Walgenbach, Brian, 1982, 83, 84, 85
 Walker, Andrew, 1983, 84
 Walker, Cameron, 2013, 14, 15, 16
 Walker, Franklin, 1934
 Walker, Langston, 1998, 99, 2000, 01
 Walker, Wesley, 1973, 74, 75, 76
 Wallace, Anthony, 1989, 90
 Wallace, Dwayne, 2016
 Walsh, Eddie, 1980, 81, 82, 83
 Walsh, Jeff, 1981
 Walsh, Michael, 1985
 Walter, Jerry, 1962, 64
 Walthall, John M., 1896
 Ward, LaShaun, 1999, 2000, 01, 02
 Ward, Roy, 1949, 50
 Wardlaw, Joe, 1950
 Warhurst, Blane, 1972, 73, 74
 Wark, Jacob, 2011, 12, 13
 Warner, Bob, 1975, 76
 Washington, Anthony, 1977, 78
 Washington, Leon, 1975, 76
 Washington, Timmy, 1978
 Waterbury, Edward, 1931
 Watkins, Brian, 1990, 91
 Watkins, Craig, 1976, 77, 78
 Watkins, George, 1930, 31
 Watson, Robert B., 1918
 Watson, Tre, 2014, 15, 16
 Watts, Bert, 2000, 01, 02
 Watts, David, 1998, 99, 2000
 Watts, Edward L., 1908, 09, 11
 Weaver, Evan, 2016
 Webb, Cole, 2015
 Webb, Davis, 2016
 Webb, Greg, 1993, 94
 Weber, Fred, 1972, 73
 Webster, Percy E., 1908
 Webster, Staten, 1948
 Wedemeyer, Kale, 1989
 Weeks, Robert, 1943
 Weeth, Waldo W., 1928

Weil, Richard, S., 1962
 Weingarten, Bob, 1973
 Weiss, Ivan, 1973, 74
 Welbourn, John, 1995, 96, 97, 98
 Welch, Bert, 1934
 Welch, Edward, 1945, 46
 Wells, Carlton G., 1916, 17, 18, 19
 Wells, D'Andre, 1986, 87, 88
 Wendt, Mark, 1971, 72, 73
 Wenstrom, Marlin, 1984, 85
 Wersching, Randy, 1969, 70
 Wersching, Ray, 1971, 72
 West, Francis S., 1923
 West, Harry, 1951
 West, William D., 1917
 Westbrook, Tony, 1993
 Westerfield, Noah, 2014, 15, 16
 Westerfield, Otto F., 1900
 Westerman, Chris, 1988, 89, 90
 Westfall, Andy, 1969
 Westfall, Kevin, 1973
 Wetherell, Dan, 1979, 80, 81
 Whalen, Glenn, 1938, 39, 41
 Wharton III, Vic, 2016
 Wheatcroft, Ron, 1955, 56, 57
 Wheeler, Charles, 1937
 Wheeler, Charles S., Jr., 1910
 Wheeler, Len, 1943
 Whipple, James, 1896, 97, 98, 99, 1901, 02, 03
 White, Brian, 1999, 2000
 White, Darius, 2014, 15
 White, Ed, 1966, 67, 68
 White, Edwin D., 1904
 White, Gordon H., 1924
 White, Henry K., 1917
 White, Joshua, 1997, 98, 99
 White, Mike, 1955, 56, 57
 White, O. Z., 1969, 70, 71
 White, Russell, 1990, 91, 92
 White, Sherman, 1969, 70, 71
 White, Steve, 1982, 83
 White, Terry, 1981
 Whitehurst, Drake, 2013, 14
 Whitener, Chad, 2013
 Whiteside, Cecil, 2011
 Whiteside, Majett, 1985, 86, 87, 88
 Whiting, Brandon, 1994, 95, 96, 97
 Whitman, Julian C., 1905, 06
 Whyte, Charles J., 1931
 Whyte, Don, 1953
 Wiedemann, Ken, 1967, 68, 69
 Wilborn, Jason, 1988, 89, 90, 91
 Wilcox, Don, 1968
 Wilder, Francis A., 1898
 Wiley, Peron, 2001, 03
 Wiley, Terry, 1980, 82
 Wilfley, Harrison, 2012, 14
 Wilhelm, Robert, 1937, 38, 39
 Wilkerson, David, 2011
 Wilkes, Dwayne, 1978
 Willard, Jerrott, 1991, 92, 93, 94
 Willi, Charles W., 1925
 Williams, Arleigh, 1932, 33, 34
 Williams, Charles, 1933
 Williams, Clemont, 1979, 81, 82, 83
 Williams, Dick, 1963, 64, 65

Williams, Duane, 1975, 76
 Williams, Fred, 1979, 80, 81, 82
 Williams, Garey, 1982, 84, 85
 Williams, John, 1977, 78
 Williams, Justin, 1995
 Williams, Matt, 2012
 Williams, Paul, 1967, 68
 Williams, Sam, 1951, 52, 54
 Williams, Sam, 1973
 Williams, Steve, 2010, 11, 12
 Williams, Terrell, 2001, 02, 04, 05
 Williams, Worrell, 2005, 06, 07, 08
 Williams, Yauger, 1995, 96, 97, 99
 Willis, Brandon, 1994, 96, 97
 Wills, Bob, 1959, 60, 61
 Willis, Joel, 2012, 13, 15
 Willsey, Ray, 1951, 52
 Wilson, David, 1988, 89, 90, 91
 Wilson, DeVante, 2015, 16
 Wilson, John, 1953, 54, 55
 Wilson, Leo K., 1918, 19
 Wilson, Mark, 2000, 01, 02, 03
 Wilson, Theodore, 1937, 38
 Winkler, George H., 1896
 Winterbottom, Raymond, 1936, 38
 Winton, Keith, 1943
 Witter, Jean, 1941
 Witter, John I., 1923
 Witter, William, 1946
 Wolf, Oscar, 1898
 Wolfe, Terry, 1962
 Wolleck, Tim, 1997, 98
 Womble, Lloyd, 1898, 99, 1900, 01
 Woodall, Brent, 1988, 89, 90, 91
 Woodard, Greg, 1979
 Woods, Jerry, 1966, 67, 68
 Worstell, Patrick, 2014, 15, 16
 Wright, Cliff, 1953
 Wright, Darell, 1978
 Wright, Tyran, 1979, 80, 81

Y

Yaghi, Chris, 2016
 Yamamoto, Greg, 2005
 Yarnway, Dasarte, 2010, 11, 12
 Yauman, Charles, 1976
 Yerman, Jack, 1957, 58
 Yon, Hugo, 1994
 Youdall, Peter, 1939
 Young, Charlie, 1977, 78
 Young, Eddie, 2007, 08
 Young, Joel, 1997, 98, 99
 Young, John A., 1924, 25
 Young, Ray, 1955
 Young, Robert W., 1930
 Young, Sean, 2004, 05, 06, 08
 Young, Travon, 1993
 Youngblood, Raymond, 1969, 70, 71
 Youngblood, Sylvester, 1972, 73
 Yun, Patrick, 1994, 95, 96

Z

Zacharias, Henry, 1940, 41
 Zahler, Derek, 2000
 Zawatson, Dave, 1984, 86, 87, 88

HALL OF FAMERS

The Cal Athletic Hall of Fame, which is located near the Kabam Field at California Memorial Stadium Field Club, honors the greatest Golden Bears in school history. Founded in 1986, the Hall features 297 individuals and six rowing teams. The following pages highlight the careers of all 81 Cal football affiliates (77 players, four coaches) who are members of the Cal Athletic Hall of Fame.

TED ALBRECHT (Inducted 2000)

A standout offensive tackle for the Bears from 1974-76, Albrecht earned first team Associated Press All-American honors as a senior and went on to become a first round NFL Draft choice of the Chicago Bears. A two-time first team All-Pac-8 selection, he played alongside Joe Roth, Chuck Muncie and Wesley Walker in 1975 on one of the greatest offensive teams in school history. During that '75 season, he helped the Bears earn a share of the conference title, lead the NCAA in total offense yards and set a Cal modern record for most points in a season.

LEONARD "STUB" ALLISON (1997)

As Cal's head coach from 1935-44, Allison compiled a 10-year record of 58-42-2 and guided the Bears to a 13-0 Rose Bowl victory over Alabama in 1938. He was coach of Cal's "Thunder Teams," and his 1937 squad finished with a 10-0-1 mark and a No. 2 national Associated Press ranking. Among the All-Americans to play under Allison were Bob Herwig, John Meek, Sam Chapman, Jon Baker, Vic Bottari, Larry Lutz, Perry Schwartz, Vard Stockton and Bob Reinhard. Prior to arriving at Cal, Allison saw duty in World War I, where he earned the nickname "Top Sarge."

TROY AUZENNE (2003)

Auzenne, a left tackle for the Bears from 1988-91, earned first team All-American honors by the Football Coaches Association his senior year. Playing on Bear teams that won both the 1990 Copper Bowl (17-15 over Wyoming) and the 1992 Citrus Bowl (37-13 over Clemson), Auzenne earned All-Pac-10 first team recognition in his final season. Drafted in the second round of the NFL Draft by the Chicago Bears, he played five years in the NFL with the Bears (1992-95) and Indianapolis Colts (1996).

JON BAKER (1991)

Baker lettered for the Bears in 1944 and from 1946-48 as a guard on offense and a linebacker on defense. After earning second team All-Coast honors in 1947, he picked up first

team recognition in 1948. In those two seasons, Cal won all but a pair of games and captured the conference championship twice to earn a spot in the Rose Bowl. Baker earned the Vard Stockton Award as Cal's outstanding defensive player in the 1949 Rose Bowl. He also played rugby in 1947 and 1948. After graduating with a degree in civil engineering, he went on to a fine NFL career. Baker was the league's Rookie Defensive Lineman of the Year in 1949 for the New York Giants and an All-Pro in 1951. In 1952, he was named to the Pro Bowl.

STANLEY BARNES (1986)

Stanley Barnes played left tackle for Coach Andy Smith from 1919-21 and the Golden Bears went 24-2-2 in those years. The 1920 and 1921 teams, the first of the five immortal "Wonder Teams," went on to play in the Rose Bowl. Barnes, who served as President of his junior class, was elected to the College Football Hall of Fame in 1954.

STEVE BARTKOWSKI (1990)

The first Cal player ever to be picked No. 1 overall in the NFL Draft, Bartkowski quarterbacked the Bears from 1972-74. As a senior, he led the nation in passing with 2,580 yards, and he completed his career with a then-Cal-record four 300-yard passing games. Cal's Most Valuable Player and a consensus first team All-American in 1974, he was taken first in the 1975 NFL Draft by the Atlanta Falcons, playing in the NFL from 1975-86. In addition, Bartkowski was an All-American first baseman for the Bears baseball team in 1973.

VIC BOTTARI (1986)

Nicknamed "Vallejo Vic," Bottari was a starting halfback for Cal from 1936-38 and served as team captain as a senior. He suffered just one defeat in his final two seasons and was a consensus All-American selection in 1938. He finished his career as the third-leading scorer in Cal history with 145 points. Bottari was inducted into the Rose Bowl Hall of Fame in 1996 and is also a member of the National Football Foundation Hall of Fame. He later served as president of the San Francisco Touchdown Club.

JIM BREECH (1999)

One of the finest placekickers in both Cal and NFL history, Breech connected on 50 field goals for the Bears from 1974-77 and completed his career as the most accurate collegiate kicker ever inside 40 yards, hitting 30-of-34 efforts. He was a two-time first team

All-Pac-8 performer, leading the conference in scoring in 1977 with 82 points. Selected by the Detroit Lions in the 1978 NFL Draft, Breech spent 15 seasons in the league with Oakland (1978-79) and Cincinnati (1980-92), setting an NFL record by scoring in 186 consecutive games.

SAM CHAPMAN (1986)

Chapman was a three-year starter at halfback from 1935-37 and an outstanding player on both sides of the ball. He played on Cal's undefeated 1937 squad and earned first team All-America honors that season. In 1984, he was inducted into the National Football Foundation Hall of Fame. Also an exceptional baseball player, Chapman batted .431 in 1936 and had a long professional career with the Philadelphia Athletics.

JIM "TRUCK" CULLOM (1995)

A first team All-Coast tackle in 1949, Cullom was known as "The Toe" for his kicking abilities. He set a Cal record by scoring in 25 consecutive games from 1947-49 and made 103 PAT attempts during his career. The Bears were 29-3 during his career and went to the Rose Bowl in his junior and senior seasons. Cullom, who played briefly in the NFL, served as an assistant coach with the Bears from 1964-71 under Ray Willsey. He also was a standout rugby player at Cal and helped Doc Hudson coach that team upon his graduation.

SEAN DAWKINS (2005)

Dawkins, a consensus first team All-American wide receiver for Cal teams that earned back-to-back appearances in the Copper and Citrus Bowls following the 1990-91 seasons, snared 65 passes for 1,070 yards and a school-record 14 touchdowns to lead the Pac-10 during his senior season in 1992. Also named first team All-Pac-10 and Cal's Most Valuable Player in 1992, Dawkins was chosen by the Indianapolis Colts in the first round of the 1993 NFL Draft. He played 10 seasons in the NFL with Indianapolis (1993-97), New Orleans (1998), Seattle (1999-2000) and Jacksonville (2001).

CHARLEY ERB (1992)

One of the top quarterbacks in school history, Erb was a leader of Andy Smith's "Wonder Teams" that won consecutive conference championships in 1920, '21 and '22. He had a combined record of 27-0-1 as a starter, during which the Bears outscored their opponents, 1220-81. Erb directed Cal to its first Rose Bowl appearance and No. 1 ranking in 1920. He

HALL OF FAMERS (continued)

teamed with Pesky Sprott, Crip Toomey and Duke Morrison to form the highest scoring backfield at Cal, rolling up 72 touchdowns and 510 points during the 1920 season.

ROD FRANZ (1986)

Cal's only three-time first team All-American in football, Franz was Cal's starting right guard from 1947-49. He helped the Bears to a 29-3 cumulative record during those three seasons and back-to-back Rose Bowl appearances in his two campaigns. Also an assistant coach at Cal in 1956 and '57, Franz was elected to the National Football Foundation Hall of Fame in 1977.

TONY GONZALEZ (2015)

Considered the greatest tight end in NFL history and one of the best to every play the position at Cal, Gonzalez was a two-sport letterman for the Golden Bears who starred in both football and basketball. In football, he was named a first-team All-American as a junior in 1996 by Football News and the Sporting News, and also a first-team All-Pac-10 choice that season. His career collegiate totals include 89 receptions for 1,302 yards (14.6 avg.) with eight touchdowns. Gonzalez had 46 receptions for 699 yards (15.9 avg.) and five TDs as a 1996 junior. He was the 13th overall pick of the 1997 NFL Draft by the Kansas City Chiefs, and played 17 seasons, recording 1,325 catches for 15,127 yards and 111 touchdown receptions before announcing his retirement following the 2013 season. His receptions are the second most in NFL history, while receiving yards are fifth and touchdown receptions sixth, with all three the most ever in the NFL by a tight end. Gonzalez is a 10-time All-Pro, a 14-time Pro Bowl choice and a member of the NFL 2000's All-Decade Team.

WALTER GORDON (1986)

Gordon, a standout tackle and guard, was the first Cal player to achieve national recognition when he was chosen to the Walter Camp third team All-America squad in 1918. He earned three letters in football and helped the Bears to the Pacific Coast Conference championship his senior season. Voted into the National Football Foundation Hall of Fame in 1975, he also won the intercollegiate boxing title in 1917.

RUSTY GILL (2006)

A versatile three-year letterman, Gill played both fullback and halfback for Cal's football team. He was a dependable back who gained his greatest fame in his senior year, leading Cal to an 8-2 record and second place in the Pacific Coast Conference in 1931. Gill was tabbed

with an assortment of All-American honors, including first team by both the *New York Sun* and the American Football Players, second team by United Press and honorable mention by the Associated Press. A first team All-Coast selection, Gill came from a very athletic family, as brothers Frank, Harry, Sam and Carol all played football at Cal.

PERCY HALL (1993)

Hall was part of one of the top backfields during the early years of Cal football (1896-99), teaming with Locomotive Smith and Kangaroo Pete Kaarsberg. Cal historian Brick Morse selected him as the first team halfback on his 1937 all-time Golden Bear football squad. In 1898, Hall helped Cal to an 8-0-2 record, including the Bears' first Big Game win over Stanford when he gained 183 yards and scored a pair of touchdowns. In addition, he played three years on Cal's baseball team at both first base and in the outfield.

JIM HANIFAN (2006)

Jim Hanifan started three years at defensive end for the Bears, and in 1953 and 1954 he also started at tight end. The Bears' 1954 team captain led the nation in receiving with 44 receptions for 569 yards and seven touchdowns. He received the Andy Smith Trophy for most conference minutes, was a unanimous first team All-Coast honoree and was chosen to the Catholic All-American team. After participating in the East-West Shrine Bowl, the Hula Bowl and the College All-Star game, Hanifan was selected by the Los Angeles Rams of the National Football League and later starred for the Toronto Argonauts of the Canadian Football League. In 1973, he entered the coaching ranks and has been a long-time NFL assistant and is a former NFL head coach.

LOREN HAWLEY (2007)

Loren Hawley played both rugby and football for the Bears from 1961-65 and is known as one of the best American-born rugby players to ever play the game. Tabbed "King of the Lineouts," Hawley helped revolutionize the game with his tremendous aerial skills. Playing for the legendary Miles "Doc" Hudson, he led Cal to an undefeated record vs. U.S. competition in 1965. On the football field, he was an accomplished defensive back and wide receiver.

JACK HART (2010)

A first-team all-conference selection in 1958, Hart served as co-captain the team that won the Pacific Coast Conference and played in the

1959 Rose Bowl. As a running back, he led Cal in rushing (395 yards), receiving (396 yards) and scoring (58 points) his senior season, which was capped with two touchdowns vs. Iowa in the Rose Bowl. He also paced the Bears in scoring as a sophomore (36 points) and junior (36 points). Hart has remained close to Cal and college football since graduating, serving as executive director of the annual East-West Shrine Game and as committee chairman for the Glenn Seaborg Award, which is presented to a distinguished former Cal football player each fall. He is also a past president of Pappy's Boys, an organization of players who played for head coach Pappy Waldorf that continues to support the Golden Bears.

MATT HAZELTINE (1988)

Hazeltine was an All-American center for the Bears in both 1953 and '54, playing under head coach Pappy Waldorf. He also earned Freshman All-America honors in 1951. After graduating from Cal, Hazeltine played 15 years in the NFL, the first 14 with the San Francisco 49ers, and played in a pair of Pro Bowls.

GARY HEIN (1997)

A two-sport star for the Bears, Hein started at cornerback in 1985 and '86. He earned honorable mention All-Pac-10 honors as a senior and accumulated 132 tackles and eight interceptions during his career. Hein, though, gained most of his accolades on the rugby field, where he was a four-time All-American and captured the Woodley Award as the nation's top collegian in both 1987 and '88. He helped Cal to three collegiate titles and also played for the U.S. national team from 1986-94.

BOB HERWIG (1988)

A three-year letterman in both football and basketball from 1935-37, Herwig played on Cal's "Thunder Teams" on the gridiron. He picked up All-America honors at center his senior year and was inducted into the National Football Foundation Hall of Fame in 1964. On the basketball court, Herwig served as team captain his final year.

EDWIN "BABE" HORRELL (1987)

The starting center on Cal's undefeated "Wonder Teams" in 1923 and '24, Horrell served as captain of the 1924 squad, the same year he earned first team Walter Camp All-American honors. He played a big role in the first game ever contested in Memorial Stadium, tackling a Stanford runner in the end zone for a safety in a 9-0 victory. In 1969, Horrell was

HALL OF FAMERS (continued))

inducted into the National Football Foundation Hall of Fame.

TALMA "TUT" IMLAY (2000)

A two-year letterman at halfback who played for Andy Smith, Imlay was a third team Walter Camp All-American in 1924. His running and pass-catching abilities helped the '24 squad to a No. 2 national ranking at one juncture and an 8-0-2 overall record. After serving as team captain in 1925, Imlay played in the inaugural East-West Shrine game and scored the game's first touchdown.

JACKIE JENSEN (1986)

One of the greatest athletes ever to play at Cal, Jensen excelled in both football and baseball for the Bears. On the gridiron, he earned first team All-America honors at running back in 1948 when he became the first Cal runner to rush for more than 1,000 yards (1,080 yards). For his career, he finished with 1,703 yards and averaged 6.0 yards per carry. In baseball, he was twice named All-American and helped Cal to the 1947 College World Series title. At the professional level, Jensen was voted the American League MVP while with the Boston Red Sox in 1958. He was voted into the National Football Foundation Hall of Fame in 1984.

JOE KAPP (1992)

Kapp played both football and basketball for the Bears in the late 1950s before returning as head football coach from 1982-86. As a player, he quarterbacked Cal to the Rose Bowl following the 1958 campaign, a season in which he also earned first team All-American honors. Kapp also lettered in basketball in 1956 and '57. After graduating, he spent eight years in the Canadian Football League before moving to the NFL, where he led the Minnesota Vikings to the Super Bowl IV on January 11, 1970. As head coach of the Bears, he compiled a 20-34-1 record.

GROVER KLEMMER (1988)

A talented all-around athlete, Klemmer lettered in track and field, football and basketball in the early 1940s. Most of his exploits came in track, where he set a world record in the 400 meters (46.0) and the 440 yards (46.4). As anchor for Cal's mile relay in 1941, he helped the Bears to a world record-time of 3:09.4.

PAUL LARSON (1994)

The only Cal quarterback ever to lead the nation in total offense, Larson earned first team All-American honors in 1954 when he also paced the country in passing with 1,537 yards and completed 64.1 percent of his attempts. Larson was 3-0-1 vs. Stanford while at Cal and his 280 passing yards vs. UCLA in 1954 was a school record at the time.

HARRY LIVERSEDGE (1996)

A versatile athlete who made his biggest headlines in track and field, Liversedge also lettered at guard in football in 1916 and in rugby in 1914. He won a bronze medal at the 1920 Olympics in the shot put with a mark of 46-5 1/4 and was an alternate for the 1924 Olympic team. Liversedge went on to a distinguished military career with the U.S. Marines, receiving both a Navy Cross and a Bronze Star and rising to the rank of brigadier general. He also helped lead the Marines ashore during the Iwo Jima campaign in 1944.

BEN LOM (1991)

Lom lettered for the Bears from 1927-29 and earned All-Pacific Coast Conference honors his last two seasons. He was a member of the Cal squad that played in the 1929 Rose Bowl and later served as the first president of the San Francisco chapter of the National Football Foundation Hall of Fame. However, he is perhaps best known as the player who tackled Roy Riegels near the goal line on his wrong way run in the '29 Rose Bowl.

MICK LUCKHURST (2005)

Luckhurst was a two-sport standout in rugby and football. He was named tournament MVP when he helped Cal to its first collegiate national rugby title by kicking a pair of penalty kicks and a dropkick to give the Bears a come-from-behind victory over Air Force in 1980. Also a standout placekicker on the Cal football team, he led the Bears in scoring as both a junior (55 points, 9-for-15 in field goals) and senior (60 points, 14-of-17 field goals). He later enjoyed a distinguished career in the NFL, playing for Atlanta from 1981-87.

LAWRENCE LUTZ (2003)

Lutz was voted a first team All-American tackle by the *Associated Press*, the All-America Board and National American Newspaper Alliance in 1935. With Cal posting a 21-10-2 record during his three years (1933-35) on the team, he served as team captain on the '35 club that finished with a 9-1 mark. Known for

his punt-blocking prowess, Lutz blocked punts against Oregon and UCLA his senior year, with both plays leading to winning touchdowns. Lutz also lettered in track and field as a discus thrower his senior year at Cal.

O.C. "CORT" MAJORS (1990)

One of only nine athletes in Cal history to earn letters in three different sports, Majors excelled in football, track and field and baseball from 1918-21. He served as captain of the 1920 football team that went 9-0, including a win over Ohio State in the Rose Bowl. The team's captaincy is now named in his honor. Majors was also a shot put specialist in track and field, and twice lettered as a guard in basketball. He remained active with Cal Athletics after graduation, serving as president of the Big C Society and chairman of the Athletic Council.

DAN MCMILLAN (1989)

A key member of Cal's "Wonder Teams" in both 1920 and '21 as a tackle, McMillan helped Cal to an 18-0-1 record and a pair of Rose Bowl appearances during that span. He was also a two-time second team All-American and was inducted into the National Football Foundation Hall of Fame in 1971. In addition, McMillan was a stroke in crew and served as captain in 1921.

JOHNNY MEEK (1989)

A multi-talented quarterback on coach Stub Allison's "Thunder Teams" in the 1930s, Meek served as captain of the 1937 squad that finished 10-0-1, including a 13-0 win over Alabama in the Rose Bowl. He also earned first team All-American honors that season.

JIM MONACHINO (1999)

Monachino was a first team All-American running back for the Bears in 1950. His 84-yard rush vs. Stanford in 1949 still stands as a Cal record in the Big Game, and his 189 net rushing yards during the contest established a school record (since broken). Monachino's performance earned him a spot on the all-time Cal Big Game team announced in 1997.

JESSE "DUKE" MORRISON (1997)

Jesse "Duke" Morrison lettered at fullback in from for Cal's "Wonder Teams" that compiled a 27-0-1 record from 1920-22. Approaching a decade after his career, he remains Cal's all-time leader in career touchdowns (42) and points in a season (131, 1922). His 277 career points were a Cal record for over 70 years and

HALL OF FAMERS (continued)

remains No. 2 on the all-time charts. Known for his powerful, twisting and dodging runs, Morris was named a third team All-American by Walter Camp in 1922.

CLINTON "BRICK" MORSE (1988)

The first three-sport letterman in Cal history set a number of track and field records, and was an outstanding back on the football team from 1892-95. In addition, he played outfield for the Golden Bears' baseball squad. Morse later served as the director of the Cal Glee Club for several years and composed "Sons of California" and "Hail to California," two of the best known Cal fight songs. He is the founder of the Big C Society and wrote a book entitled "California Football History," published in 1937 that detailed Cal football history from the start through the 1937 season.

CRAIG MORTON (1992)

Morton was a three-year starter at quarterback from 1962-64 who broke nearly every school record. He earned first team All-American honors as a senior and was the recipient of the Pop Warner Trophy, given to the most valuable senior on the West Coast. Morton finished his career with 4,501 passing yards, a school and Pac-8 record at the time. He was the fifth player selected in the 1965 NFL Draft and guided both the Dallas Cowboys and Denver Broncos to the Super Bowl. Morton was inducted into the National Football Foundation Hall of Fame in 1992.

HAROLD "BRICK" MULLER (1986)

Muller was the first Cal football player to earn first team All-American honors, receiving the recognition in both 1921 and '22. He led the Bears to a 27-0-1 record as a three-year starter and was voted into the National Football Foundation Hall of Fame in 1951. Also a standout high jumper, he won a silver medal at the 1920 Olympics, clearing 6-2 3/4.

CHUCK MUNCIE (1995)

One of the finest running backs in Cal history, Muncie was the Pac-8 Offensive Player of the Year, a consensus first team All-American and the runner-up in Heisman Trophy voting as a senior in 1975. He finished his career as Cal's all-time leading rusher with 3,052 yards (since broken), including 1,460 during his final campaign. Muncie was the No. 3 pick overall in the 1976 NFL Draft by the New Orleans Saints and spent nine seasons (1976-84) in the NFL, making three trips to the Pro Bowl.

HARDY NICKERSON (2004)

Nickerson led the Golden Bears in tackles from 1984-86 and was voted the team's Most Valuable Player each season. Nickerson was a first team All-Pac-10 selection as a junior with his 167 stops that remain a Cal single-season record, while his 501 career tackles rank second in school history. A fifth-round pick in the 1987 NFL Draft by Pittsburgh, Nickerson played the first six of his 16 NFL seasons with the Steelers and seven more with Tampa Bay before ending his career with brief stops in Jacksonville and Green Bay, earning Pro Bowl honors five times.

JOHNNY OLSZEWSKI (1993)

A three-year letterman as a running back for the Bears from 1950-52, Olszewski earned first team All-American honors as a senior. As a sophomore in '50, he topped the 1,000-yard mark with 1,008 yards and finished his career with 2,504 yards, still eighth all-time at Cal. He was the fourth overall pick of the old Chicago Cardinals in the first round of the 1953 NFL Draft and spent 10 seasons in the league with the Cardinals (1953-57), Washington Redskins (1958-60), Detroit Lions (1961) and Denver Broncos (1962).

DELTA O'NEAL (2011)

A consensus first-team All-American in 1999 as a cornerback and return specialist, O'Neal was named the 1999 Pac-10 Defensive Player of the Year and recipient of the 1999 Pop Warner Trophy as the top senior on the West Coast. Cal's all-time leader with 4,998 all-purpose yards, he intercepted a school-record nine passes as a senior and established the Cal career mark for interception return yards with 356. He also holds Cal records for career punt-return yards (1,169), punt returns in a season (42, 1999), career kickoff returns (99), career kickoff return yards (2,472), kickoff return yards in a game (186 vs. Navy in the 1996 Aloha Bowl), career kickoff return TDs (2), and season (61) and career (209) combined kickoff and punt returns. His career kickoff return average of 24.9 ypr is second all-time behind Isaac Curtis. O'Neal finished with 11 career interceptions, returning five for TDs, and he led Cal in scoring as a senior with 36 points, all on defensive or special teams scores. He was selected in the first round of the NFL Draft by the Denver Broncos (15th overall), also playing with Cincinnati and New England during a nine-year NFL career. Twice selected to the Pro Bowl, he tied for the NFL lead with 10 interceptions in 2005 while with the Bengals.

DAVID ORTEGA (2008)

Cal's all-time leading tackler with 525 stops, Ortega was a four-year starter for the Bears from 1986-89, earning All-Pac-10 honors three times. As a senior in 1989, he totalled 159 tackles, an average of 14.5 per game, including a career-high 22 takedowns against Wisconsin and 20 in the Big Game. Ortega had a team-high 142 tackles and six interceptions - the most ever by a Cal linebacker - as a sophomore in 1987 and followed that with a 132-tackle season in 1988. After playing in the East-West Shrine Game in 1990, he signed a free agent contract with the Los Angeles Rams. Currently, Ortega works in alumni relations at Cal.

ORVAL OVERALL (1987)

Overall played both football and baseball for the Bears from 1900-03. He was a four-year starter at guard in football and is best remembered for starring in three Big Games. He blocked a kick for a safety in a 2-0 victory in 1901, booted two field goals in a 16-0 win in '02 and kicked the Bears into a 6-6 tie in '03. Overall also lettered in baseball and went on to pitch nine seasons with the Cincinnati Reds (1905-06) and Chicago Cubs (1906-13), playing in four World Series. He is the only player to ever strikeout four batters in a World Series game, accomplishing the feat in 1908.

MIKE PAWLAWSKI (2002)

Pawlowski led Cal to back-to-back bowl appearances as the Bears' starting quarterback in 1990 and '91. In his first year as signal caller, he guided Cal to a 7-4-1 record, including a victory over Wyoming in the Copper Bowl. The next season, he earned Pac-10 Co-Offensive Player of the Year honors when the Bears posted a 10-2 overall record, earned a final No. 8 national ranking from the *Associated Press* and defeated Clemson in the Citrus Bowl. As a senior, Pawlawski completed 60.4 percent of his passes for 2,517 yards and 21 touchdowns.

CLARENCE "NIBS" PRICE (1986)

A coaching fixture at Cal for more than 30 years, Price served as head coach of both the football and basketball teams during his career. In football, he was 27-17-3 from 1926-30 and led the Bears to the 1929 Rose Bowl. Price also handled basketball duties from 1924-54 and is the school's all-time victory leader, finishing with a 449-294 mark. He took the Bears to the Final Four in 1946. Price graduated from Cal in 1914 after lettering on the baseball team.

HALL OF FAMERS (continued)

IRVINE PHILLIPS (1994)

Phillips played end for the Bears from 1926-28, earning first team All-American honors as a senior. He served as captain of Cal's 1928 team that went to the Rose Bowl and earned All-Pacific Coast Conference honors in 1927 and '28. Phillips also lettered as a discus and shot put specialist in track and field.

BOB REINHARD (1990)

Reinhard claimed first team All-American honors at tackle in 1940 and '41. He was also a top-rated punter for the Bears. In the 1941 Big Game, he sacked Stanford quarterback Frankie Albert for a nine-yard loss, blocked a punt and caught another blocked punt for a touchdown.

LES RICHTER (1987)

Another of Cal's National Football Foundation Hall of Fame members, Richter was a two time All-American at Cal during the final two seasons of his 1949-51 career. He kicked 40 PATs in 1951 to set a Pacific Coast Conference record. Richter played in two Rose Bowls with the Bears and also served as valedictorian of his graduating class. He went on to a nine-year NFL career with the Los Angeles Rams (1954-62).

ROY RIEGELS (1998)

Riegels, a center, served as team captain in 1929 when he earned first team All-American honors and helped the Bears to a 7-1-1 record. However, he is most noted for his role in one of the most famous plays in college football history. In the 1929 Rose Bowl, he scooped up a Georgia Tech fumble and ran 69 yards the wrong way until teammate Ben Lom spun him around at the Cal one-yardline.

RON RIVERA (1994)

A consensus All-American linebacker his senior year in 1983, Rivera set a school record that still stands today with 26.5 tackles for loss that season. He was also named the 1983 Pac-10 Co-Defensive Player of the Year and was the recipient of the Pop Warner Trophy as the top senior on the West Coast. Rivera ended his career with 336 tackles, including 47.5 for loss. Rivera played in the NFL for the Chicago Bears from 1984-92, winning the Super Bowl XX title with the 1985 squad. He was the Bears' Man of the Year for community service in 1990.

STEVE RIVERA (2001)

Steve Rivera wrapped up his Cal career as the school's all-time leading receiver in 1975 with 138 catches as still ranks No. 9 all-time. He played from 1973-75 and was a consensus All-American as a senior. In 1975, he also set Cal's single-season record with 57 catches and his 205 receiving yards in the 1974 Big Game marked the best receiving day in Cal history at the time. Also a rugby player, Rivera played two seasons in the NFL with the San Francisco 49ers (1976-77) and Chicago Bears (1977).

JOE ROTH (2000)

As quarterback, Roth directed Cal to an 8-3 record and the Pac-8 Co-Championship in 1975 when the Bears led the nation in total offense with an average of 458.5 yards per game. A first team All-American in 1976, he passed away in February 1977 after a battle with cancer. Roth's No. 12 is the only retired jersey in the history of Cal football, and he is remembered with a special display in the Cal locker room. He is also the subject of the movie "The Joe Roth Story".

HARVEY SALEM (2004)

Salem, a four-year starting offensive tackle at Cal from 1979-82, earned both first-team All-America and Academic All-America honors his senior season. A two-time first team All-Pac-10 selection, he played on Joe Kapp's 7-4 team in 1982, a year that featured "The Play" in the now-famous Big Game. Drafted in the second round by Houston, Salem played 10 seasons in the NFL with the Oilers (1983-85), Detroit Lions (1986-91) and Denver Broncos (1991-92).

PETE SCHABARUM (1998)

A rugged fullback who was a three-year letterman (1948-50) and an all-conference selection on Cal's 1950 team, Schabarum helped the Bears to a 9-1-1 record and a Rose Bowl berth that season. He went on to play three seasons (1951, '53-54) with the San Francisco 49ers. Schabarum also lettered in baseball at Cal in 1950.

PERRY SCHWARTZ (2002)

Schwartz earned first team All-American honors as a member of Cal's 1937 team that played in the Rose Bowl to start the new year. Perhaps his finest moment came in Pasadena when he forced an Alabama punt returner to fumble, a play that set up a Bear touchdown in Cal's 13-0 victory. Schwartz also displayed his talents on the tennis court, where he lettered for the Bears in 1934 and '35.

BERT SCHWARZ (1996)

Schwarz was a first team All-American for the Bears in 1929 when the club was 7-1-1. A two-year starter at guard, he helped Cal to a 6-2-2 record and a Rose Bowl appearance following the 1928 season.

ANDY SMITH (1986)

One of the finest football coaches in the history of the game, Smith is Cal's all-time winningest coach and led the Golden Bears to a 74-16-7 record from 1916-25. His "Wonder Teams" posted a 50-game unbeaten string (46-0-4) during one stretch, and he guided the Bears to Rose Bowl appearances in 1920 and '21. Smith was inducted into the National Football Foundation Hall of Fame in 1951.

WARREN "LOCOMOTIVE" SMITH (1995)

Smith lettered in three sports at Cal - football, baseball, track and field - between 1898-1901. He was regarded as the top back on the West Coast at the turn of the century and led Cal to its first two wins over Stanford. Smith served as captain of both the football and baseball teams, and he was a hammer thrower during track season.

PESKY SPROTT (1993)

Sprott was a standout in both football and track and field from 1918-20. He lettered on the gridiron three times as a running back and punter. Also a middle distance runner, Sprott was the PCC champion in the 800 meters in 1920 and earned a spot on the U.S. Olympic team that year, finishing sixth in the 800.

TODD STEUSSIE (2013)

Steussie was one of the most dominant offensive linemen in school history, playing from 1990-93 and earning the Morris Trophy as the top offensive lineman in the Pac-10 his senior year when he was also tabbed a first-team All-American. Twice named first-team All-Pac-10, he helped the Bears to three bowl game victories - the 1990 Copper Bowl, the 1991 Citrus Bowl and the 1993 Alamo Bowl. Steussie was selected with the No. 19 pick of the first round of the NFL Draft by the Minnesota Vikings. A two-time Pro Bowl selection, he spent 14 years in the league, starting 185 of 213 games.

HALL OF FAMERS (continued)

VARD STOCKTON (2005)

Stockton, who died in an auto accident in 1946, earned first team All-American, All-Pacific Coast Conference and All-West Coast honors on Cal's 1937 football team that registered a 10-0-1 record, including a 13-0 win over Alabama in the Rose Bowl. Noted for his blocking ability that opened holes for the likes of Vic Bottari and Sam Chapman, perhaps his most shining moment came in the 1936 Big Game when he stole the ball from Stanford's Jimmy Coffis to set up a touchdown in Cal's 13-0 win over its cross-town rival.

BRIAN TREGGS (2015)

Treggs was a standout wide receiver and return man for the Golden Bears. He ended his career in 1991 as Cal's all-time leader in receiving yards (2,335) and receptions (167). Treggs led Cal in receptions, receiving yards, punt return yards and punt returns his last three years, and caught at least one pass in his final 36 games as a Bear. He had a 72-yard punt return for a TD vs. Clemson in the Florida Citrus Bowl. Treggs had three TD catches vs. Pacific, which tied the Cal record. He was voted second team All-Pac-10 as a junior and honorable mention as a sophomore and senior.

JIM TURNER (1996)

Turner was a first team All-American tackle in both 1948 and '49. He served as captain of the '49 team that finished 10-1 and earned a Rose Bowl date with Ohio State. Turner overcame a knee injury his senior season after having one of his ribs removed prior to his final campaign because of a tumor.

CARL VAN HEUIT (1992)

One of the top safeties in college football, Van Heuit played on Pappy Waldorf's Rose Bowl teams of 1949 and '50. Van Heuit was a 1950 All-American for the Bears. He also earned the team's Vard Stockton Award for being the outstanding defensive player in the two bowl games. Following graduation, Van Heuit served as an assistant coach at Cal for six seasons and as a volunteer freshman coach for another 20 years. He was selected the Bear Backer "Bear of the Year" in 1988.

FRANK "BUD" VAN DEREN (2004)

A 1948 first team all-conference end, Van Deren played on Cal clubs that posted a 19-2 record during his two seasons (1947-48). Also selected to Cal's Centennial Team, he starred on a 1948 squad that registered a 10-1 mark and earned a share of the Pacific

Coast Conference championship. Van Deren also coached on Pappy Waldorf's 1950 and '51 Rose Bowl teams, returned to Cal in the 1960s to coach on Ray Willsey's staff, and later served as head coach at Humboldt State for 26 years.

PAPPY WALDORF (1987)

Head coach at Cal from 1947-56, Waldorf compiled a 67-32-4 record. In his first four seasons, his teams lost only one regular season game and played in three Rose Bowls. Between 1947 and 1951, Waldorf's teams played 38 consecutive regular season games without a defeat. He also has the best record of any Cal coach in the Big Game with a 7-1-2 mark. Waldorf was inducted into the National Football Foundation Hall of Fame in 1966.

WESLEY WALKER (1992)

One of the greatest deep threats in Cal history, Walker was a prolific receiver for the Bears from 1973-76, in addition to starring on the track and field team for four years. He set an NCAA record for highest average gain per catch in a career (minimum 75 catches) at 25.7 ypc. Walker finished his career with 86 receptions for 2,206 yards and 23 touchdowns, with his greatest game coming against San Jose State in 1976 when he had eight grabs for a school record 289 receiving yards. He went on to a 13-year NFL career with the New York Jets (1977-89) and played in a pair of Pro Bowls.

ED WHITE (1993)

White earned first team All-American status at nose guard in 1968, playing on Cal's "Bear Minimum" defense that allowed opponents an average of only 3.6 yards per play. At the NFL level, he switched to the offensive line. White played in four Super Bowls and made four Pro Bowls while playing for the Minnesota Vikings (1969-77) and San Diego Chargers (1978-85) over a 17-year pro career. White returned to Cal to coach the offensive line from 1999-2001.

MIKE WHITE (2007)

A varsity letterman in football, rugby, and track and field at Cal from 1955-57, Mike White also served as the Bears' head football coach from 1972-77, compiling a 35-30-1 record and leading the team to a share of the 1975 Pac-8 title. As an undergraduate, White played wide receiver and was a team captain as a senior in 1957. On the track, he won the high hurdles and high jump competition in the 1957 Big Meet vs. Stanford. In addition to his three varsity sports, White also earned a pair of junior varsity letters for Pete Newell in basketball.

RUSSELL WHITE (2003)

White is Cal's all-time rushing leader with 3,367 yards and averaged 5.1 yards per carry during his three years in Berkeley from 1990-92. He was a key member of the 1991 team that posted a 10-2 record, including a 37-13 victory over Clemson in the Citrus Bowl, and earned a No. 7 final national ranking by *USA Today*. A first team All-American in 1991 and a two-time first team All-Pac-10 selection, White led the Bears in rushing in both 1991 (1,177 yards, 14 TDs) and 1992 (1,069 yards, 9 TDs). He registered 15 100-yard rushing days during his Cal career, tied for second all-time at Cal.

SHERMAN WHITE (1989)

Sherman White had played little football before coming to Berkeley as a sophomore in 1969. In his second year with the team (1970), he sacked opponent quarterbacks 18 times, including Heisman Trophy winner Jim Plunkett twice in the Big Game. He also knocked down five passes, made 44 unassisted tackles and aided in 31 others. He was named first team All-Coast and All-Pac-8. As a team captain in 1971, he earned All-American honors, as well as All-Pac-8 recognition for the second straight year, when he registered 75 tackles and three pass breakups. White was the second pick overall in the 1972 NFL Draft by Cincinnati and played four seasons for the Bengals (1972-75) before playing eight more campaigns with the Buffalo Bills (1976-83) to round out his career.

KEN WIEDEMANN (2017)

Wiedemann owns one of the oldest individual school records at Cal, with his 16 career interceptions recorded from 1967-69 still atop the record book. As part of Cal's "Bear Minimum" defense, he registered seven interceptions in 1968, which tied the Cal record at the time and wasn't surpassed for 31 seasons, and picked off another six passes in 1967. Wiedemann also paced the Bears in punt returns as a junior, bringing back 25 kicks for 207 yards. That

season, he was chosen as a first-team All-Pac-8 defensive back. In addition, he returned five interceptions for 197 yards for Cal's freshman football team in 1966. Wiedemann was drafted by the Los Angeles Dodgers out of high school but accepted a scholarship to play football at Cal instead. Still, he suited up for the Cal baseball team in both 1967 and '68. Wiedemann earned a Ph.D. in clinical psychology and practices in Southern California.

JERROTT WILLARD (2016)

One of the most prolific tacklers in Cal history, Willard was a two-time first-team All-Pac- linebacker who paced the Bears in tackles four straight seasons from 1991-94. When he completed his career, he had set a school record with 54.0 tackles for loss (since broken) and stood third all-time with 469 total tackles. He accumulated 147 tackles as a junior and 133 as a senior – both of which rank among Cal's single-season top 10. Willard posted 22 tackles vs. USC in 1993 – a number no Bear has surpassed since. The Bears' team captain as a senior, he was a two-time team MVP who played on a pair of bowl-winning squads – the 1991 club that went 10-2 and beat Clemson, 37-13, in the Citrus Bowl and the 1993 team that posted a 9-4 mark and downed Iowa, 37-3, in the Alamo Bowl. He returned an interception 61 yards for a score in the contest vs. Iowa. Following his Cal career, Willard was taken in the fifth round of the NFL Draft by the Kansas City Chiefs.

ARLEIGH WILLIAMS (2004)

Williams starred in both football and baseball in the 1930s and earned first team All-American notice as a senior halfback in 1934. Williams finished his career with 1,404 yards on 526 carries. Williams lettered on the 1934 and 1935 Cal baseball teams, with both clubs finishing first in the conference and combining for a 45-15-1 record during that period.

RAY WILLSEY (2014)

A quarterback and defensive halfback for the Golden Bears under head coach Pappy Waldorf, Willsey helped Cal to an 8-2 record and No. 12 ranking in 1951 and to a 7-3 mark in 1952. In the 1952 Big Game, he stepped in at quarterback after an injury to the starter and led the Bears to a 26-0 win. Willsey returned to his alma mater and served as Cal's head coach from 1964-71, overseeing the program during a tumultuous period in the school's history that included the Free Speech Movement and war-time protests. Still, Willsey was able to hold the team together and produced a record of 40-42-

1 over eight seasons. In 1968, he oversaw the famed "Bear Minimum" defense, leading Cal to a 7-3-1 record – the only Cal team to win at least seven games from 1951-75. Among the star players he coached were All-Americans Craig Morton, Ed White and Sherman White. Following his tenure at Cal, Willsey won two Super Bowl titles on the staff of the Raiders. Willsey, recipient of the 2002 Glenn Seaborg Award for outstanding career contributions by a Cal football player, passed away in November of 2013 at age 85.

JACK YERMAN (1994)

Yerman lettered as a running back in 1957 and 1958, helping Cal to a 1959 Rose Bowl appearance in his senior season. On the track, he was one of the top quarter-milers in the nation, running a best of 46.0 in the 400 meters. Yerman won an Olympic gold medal as part of the U.S. 1600-meter relay team in 1960 and also competed as an individual in the 400. He finished third in the NCAA 440 yards in 1958.

NATIONAL FOOTBALL FOUNDATION


COLLEGE FOOTBALL HALL OF FAME

The California Golden Bears depicted on this page have earned the highest honor accorded a collegiate football player – membership into the National Football Foundation's College Football Hall of Fame. California's proud gridiron

tradition is showcased by a total of 22 Golden Bears enshrined in this prestigious Hall of Fame. The College Football Hall of Fame first opened its doors in 1978 in South Bend, Ind., and moved in August of 2014 to Atlanta, Ga.



Stan Barnes
Line, 1918-21
Inducted 1954



Steve Bartkowski
Quarterback, 1972-74
Inducted 2012



Vic Bottari
Halfback, 1936-38
Inducted 1981



Sam Chapman
Halfback, 1935-37
Inducted 1984



Rod Franz
Guard, 1946-49
Inducted 1977



Walter Gordon
Tackle, 1916-18
Inducted 1975




Matt Hazeltine
Center, 1951-54
Inducted 1989




Bob Herwig
Center, 1935-37
Inducted 1964




Babe Horrell
Center, 1923-24
Inducted 1969



Bill Ingram
Head Coach, 1931-34
Inducted 1973



Jackie Jensen
Fullback, 1946-48
Inducted 1984




Joe Kapp
Quarterback, 1956-58
Inducted 2003



Eggs Manske
Asst. Coach 1947-52
Inducted 1999



Dan McMillan
Tackle, 1920-21
Inducted 1971




Craig Morton
Quarterback, 1962-64
Inducted 1992




Brick Muller
End, 1920-22
Inducted 1951




John Ralston
Asst. Coach, 1956-58
Inducted 1992




Les Richter
Guard, 1949-51
Inducted 1982



Buck Shaw
Head Coach, 1945
Inducted 1972



Andy Smith
Head Coach, 1916-25
Inducted 1951



Pappy Waldorf
Head Coach, 1947-56
Inducted 1966



Ed White
Defensive Line 1966-68
Inducted 1999

THIS IS CAL



UNIVERSITY OF
CALIFORNIA
Berkeley, California



THE UNIVERSITY

Founded in the wake of the gold rush by leaders of the newly established 31st state, the University of California's flagship campus at Berkeley has become one of the preeminent universities in the world. Its early guiding lights, charged with providing education (both "practical" and "classical") for the state's people, gradually established a distinguished faculty (with 22 Nobel laureates to date, including seven current faculty), a stellar research library, and 277 academic degree programs. A total of 29 UC Berkeley alumni have received the prize.

This California institution became a catalyst of economic growth and social innovation – the place where vitamin E was discovered, a lost Scarlatti opera found, the flu virus identified, and the nation's first no-fault divorce law drafted. Scholars at Cal have conducted ground-breaking research on urban street gangs and on basic human nutritional requirements, identified why wartime supply ships were failing at sea, invented technologies to build faster and cheaper computer chips, and imaged the infant universe.

In recognition of broad and deep excellence, respected sources have repeatedly ranked the University at or near the top in fields ranging from engineering and the "hard" sciences to the social sciences, arts and humanities. For the 20th straight year, Cal was ranked No. 1 in the latest U.S. News & World Report rankings of public national universities. Among undergraduate programs ranked by peer academics, Cal is tied for second in business and third in engineering.

In accordance with the University's "public" character, Cal has long served talented individuals regardless of means. As early as 1897, financial aid was available for "needy and deserving" students. More than a century later, Cal combines outstanding teaching and research programs with broad access for students of all means – educating more federal Pell Grant recipients from low-income families than all eight Ivy League universities combined, and second only to UCLA nationally. Seventeen percent of freshmen are the first in their families to attend college.



CAL STUDENT BODY

Number of Students (Fall 2016)	40,173
Undergraduate	29,310
Graduate	10,863
Degrees Granted (2015-16)	
Bachelor	7,300
Masters/Professional	3,026
Doctoral	819

14 COLLEGES AND SCHOOLS

- College of Chemistry
- Graduate School of Education
- College of Engineering
- College of Environmental Design
- Haas School of Business
- School of Information
- Graduate School of Journalism
- School of Law
- College of Letters & Science
- College of Natural Resources
- School of Optometry
- School of Public Health
- Richard & Rhoda Goldman School of Public Policy
- School of Social Welfare

NOBEL PRIZE WINNERS

CURRENT FACULTY

NOBEL LAUREATES AT CAL

2013 – Randy Schekman (Physiology)
 2011 – Saul Perlmutter (Physics)
 2009 – Oliver E. Williamson (Economics)
 2006 – George F. Smoot (Physics)
 2001 – George A. Akerlof (Economics)
 2000 – Daniel L. McFadden (Economics)
 1986 – Yuan T. Lee (Chemistry)

DECEASED FACULTY

NOBEL LAUREATES

1994 – John C. Harsanyi (Economics)
 1983 – Gerard Debreu (Economics)
 1980 – Czeslaw Milosz (Literature)
 1968 – Luis Alvarez (Physics)
 1964 – Charles H. Townes (Physics)
 1961 – Melvin Calvin (Chemistry)
 1960 – Donald A. Glaser (Physics)
 1959 – Owen Chamberlain (Physics)
 1959 – Emilio G. Segre (Physics)
 1951 – Edwin M. McMillan (Chemistry)
 1951 – Glenn T. Seaborg (Chemistry)
 1949 – William F. Giauque (Chemistry)
 1946 – John H. Northrop (Chemistry)
 1946 – Wendell M. Stanley (Chemistry)
 1939 – Ernest O. Lawrence (Physics)

CAL STUDENT-ATHLETE FACTS

- A record seven measured intercollegiate athletic teams from California posted scores of 1,000 – the highest possible – on their 2015-16 Academic Progress Rates.
- Football registered its best-ever four-year APR with a score of 978, up 33 points over the past four years. The team's one-year APR for 2015-16 was 991, which followed a 997 from the previous year's results. The 991 score was also second highest among all football programs in the Pac-12 for 2015-16.
- For 10 straight years from 2003-12, Cal finished among the top 15 in the Directors' Cup, a national ranking that measures overall success in intercollegiate athletics programs. Cal has finished in the top 20 every year since 2000 with a No. 14 ranking most recently in 2017.
- Cal has captured 97 national championships within 15 different sports.
- Cal individuals have won 295 individual national championships.
- Cal had 50 athletes and staff traveled at the 2016 Olympics and captured 21 medals, the second-most all time in a single Olympics for Cal athletes. 19 of those medals came in the pool, led by Ryan Murphy (three gold), Nathan Adrian (two gold, two bronze) and Dana Vollmer (one gold, one silver, one bronze).

CAL FACTS

- Berkeley has one of the top university library systems in the nation. With well over 12 million volumes and more than 400 special collections, Berkeley's library holdings among its 32 libraries are the fourth-largest in the United States and have been ranked first in the nation among public libraries.
- According to U.S. News and World Report, Cal ranks fourth in global universities.
- There are 150 faculty members of the National Academy of Sciences.
- Seventy-seven faculty Fulbright Scholars.
- Twenty-nine Nobel prizes held by alumni.
- Seven Pulitzer Prizes held by current faculty
- Over 5,000 Cal undergraduates engage in off-campus public service projects and programs annually.
- The average GPA of admitted freshmen at Cal is 4.19.

CAMPUS ADMINISTRATION

CAROL T. CHRIST
 UNIVERSITY CHANCELLOR


Carol Tecla Christ began her term as the 11th chancellor of the University of California, Berkeley on July 1, 2017. A celebrated scholar of Victorian literature, Christ is also well known as an advocate for quality, accessible public higher education, a proponent of the value of a broad education in the liberal arts and sciences, and a champion of women's issues and diversity on college campuses.

Christ spent more than three decades as a professor and administrator at UC Berkeley before serving as president of Smith College, one of the country's most distinguished liberal arts colleges, from 2002 to 2013. She returned to Berkeley in January 2015 to direct the campus's Center for Studies in Higher Education, and was appointed interim executive vice chancellor and provost in April 2016 before being named chancellor in March 2017. Since returning to Berkeley, Christ has played an instrumental role in efforts to stabilize the institution's budget, confront sexual violence and sexual harassment on campus, create a long-term plan for housing students and scholars, and more.

As president of Smith for more than a decade, Christ supervised the development of the nation's only accredited engineering program at a women's college, oversaw a significant rise in student diversity, expanded Smith's global activities and reach, managed a major campus capital planning program, and shepherded the college through strategic planning exercises designed to improve its academic and financial models within the context of changing trends in higher education.

Prior to joining Smith, Christ served as UC Berkeley's executive vice chancellor and provost from 1994 until 2000. During her six years as the campus's top academic officer, she sharpened Berkeley's intellectual focus, strengthening many of the institution's top-rated departments in the humanities and sciences as well as advancing major initiatives in areas including neuroscience and bioengineering.

Christ received her B.A. (1966) from Douglass College, and her M.Ph. (1969) and Ph.D. (1970) from Yale University. She joined the Berkeley English faculty in 1970, and in addition to her other roles, has served as chair of that department, dean of the Division of Humanities, and provost for the College of Letters and Science. Christ has authored two books, *The Finer Optic: The Aesthetic of Particularity in Victorian Poetry* (1975) and *Victorian and Modern Poetics* (1994), and has edited or co-edited several others, including *The Norton Anthology of English Literature*. She is a member of the American Academy of Arts and Sciences and the American Philosophical Society.

Christ was married for 21 years to Paul Alpers, a professor of English and founding director of UC Berkeley's Townsend Center for the Humanities, until his death in 2013. She has two grown children, Jonathan and Elizabeth Sklute, from a previous marriage, as well as two grandchildren. She lives in Berkeley.

BOB JACOBSEN
 FACULTY REPRESENTATIVE


Bob Jacobsen, a Professor of Physics, serves as Cal's faculty athletics representative.

Appointed to the position in 2010, Jacobsen provides oversight and advice to Cal Athletics concerning compliance with NCAA rules and student-athlete academic matters. He represents Cal in dealings with both the NCAA and the Pac-12, and advises the chancellor on campus policies relating to

student-athletes.

Jacobsen spent 1976 through 1986 working in the computer and data communications industry for a small company that was successively bought out by larger and larger companies before he returned to graduate school. From 1991-94, he was a scientific associate and scientific staff member at CERN, the European Laboratory for Nuclear Physics, in Geneva, Switzerland. He joined the faculty at Cal in 1995.

Among Jacobsen's honors at the University are its Distinguished Teaching Award, the Noyce Prize for Excellence in Undergraduate Teaching, the Goldman Award for Distinguished Faculty Advising of Undergraduates and the Berkeley Faculty Service Award. He has delivered lectures on his research activities on four continents and taught special classes for graduate students at 16 universities. He is currently serving as the Dean for Undergraduate Studies in the College of Letters and Science.

Jacobsen's research has studied the basic properties of the Universe using the techniques of particle physics. Upon arrival at Berkeley he joined the BaBar experiment, a worldwide collaboration of more than 500 scientists and engineers who built a device to study the fundamental interactions of matter and antimatter. During its run from 1999-2006, the experiment accumulated the world's largest sample of particles for studying the intrinsic difference between matter and antimatter.

His current projects, the LUX and LZ experiments, are using detectors 4,800 feet underground in the Homestake Mine in South Dakota to study dark matter, which comprises the majority of the Universe yet is largely unknown.

Jacobsen obtained a B.S.E.E. from MIT in 1978 and his Ph.D. in experimental high-energy physics from Stanford in 1991.

ATHLETICS EXECUTIVES

MICHAEL WILLIAMS DIRECTOR OF ATHLETICS



Bringing a comprehensive knowledge and a deep understanding of the campus and its community through a range of perspectives, H. Michael Williams '82 serves as Director of Intercollegiate Athletics at the University of California, Berkeley.

Williams' experiences at Cal range from being a member of the wrestling team as an undergraduate student to nearly 15 years of volunteer service for a variety of campus initiatives and programs. He became Interim Director of Athletics in June 2014 and was named permanent AD on May 8, 2015.

Williams manages a department that supports the everyday experience for 850 student-athletes and 30 intercollegiate programs. Over the course of his tenure, Golden Bears have captured 10 national team championships and 25 individual, relay or boat titles. Cal also placed 14th in the annual Directors' Cup standings in 2017, the 18th consecutive year the Bears have been among the top 20. In addition, Cal sent 50 Golden Bear athletes, coaches and staff to the 2016 Rio Olympics – more than any other school in the country – and they came home with 21 medals, including 12 gold.

In the classroom, student-athletes continue to perform well with rising Graduation Success Rate and Academic Progress Rate scores. For the 2015-16 academic year, a record 14 of 25 measured teams posted a one-year APR of 1,000 – the highest possible. Men's basketball and football recorded their highest four-year scores ever, and a Cal-record seven teams earned NCAA Public Recognition Awards for their APR results.

Williams has also overseen the implementation of more than a dozen recommendations from a report from the Chancellor's Task Force on Academics and Athletics, issued in September 2014, that are intended to maximize the academic performance of student-athletes and the overall quality of their campus experience.

One of Williams' primary objectives has been to improve the long-term financial stability of the athletic department, and he has taken several steps to achieve that goal. Most significantly, new 10-year partnerships with Under Armour (apparel) and Learfield (multimedia rights and licensing) took effect July 1, 2017, and will provide approximately \$8 million more annually than previous agreements in those areas. In addition, the August 2016 football game against Hawai'i in Sydney, Australia, generated about \$1 million more than a typical home non-conference contest and a men's basketball game in Sacramento provided more revenue than a similar home contest in Berkeley.

Through philanthropic efforts under Williams' leadership, Cal Athletics established its first endowed head coaching position – the Alex and Marie Shipman Director of Men's Golf – and has seen success engaging with many of Cal's professional athletes. On the facilities front, Haas Pavilion recently underwent a \$10 million renovation that included a new center scoreboard, and new venues opened for swimming & diving and water polo (Legends Aquatic Center) and field hockey (Underhill Field).

"Ultimately, our goal is to build the strongest intercollegiate athletics department possible while furthering the right conditions for success," Williams said. "Our priorities are to support our teams in their quest to compete for and win championships; continue to improve our student-athletes' everyday experience and find more ways to better integrate student-athletes and staff with the campus. We will also keep our focus on building and growing the department in the right direction. My expectations are high and I expect nothing short of a strong, positive and collective effort from everyone involved. We have the opportunity to coach, teach and mentor a world-class, amazing group of student-athletes and make sure they are well prepared to face and change the world following their experience here at Cal."

Williams began his professional career at Data Resources, Inc., before becoming a debt trader and corporate finance officer for Bank of America. He joined Barclays Global Investors in 1993 and retired from the company in 2009 as vice chair of Capital Markets. Other roles at BGI included head of the Global Index and Markets Group, where he was directly responsible for over \$1.1 trillion in assets, head of Global Securities Lending and CEO, President and Trustee of BGI's mutual funds.

Williams was elected to the UC Berkeley Foundation Board of Trustees in 2007, joined the Foundation's Executive Committee in 2009 and served as vice chair of the executive committee from 2013-15. He was also on the advisory boards of the UC Berkeley Division of Equity and Inclusion, the Haas Socially Responsible Investment Fund, the Social Science Matrix, Bronze Investments and several nonprofit boards, including the California Heritage Trust. He remains a member of the advisory board of the College of Letters and Science.

Among his responsibilities as Director of Athletics are serving on the Pac-12 Athletic Directors' Council, including as chairman in 2014-15, the Chancellor's Executive Leadership Council, the Campus Leadership Council at UC Berkeley and the Rose Bowl Management Council in 2014-15. He is also a member of the board of the Collegiate Sports Summit and was a member of the Athletic Study Center Review Committee.

Williams earned his bachelor's degree in economics from UC Berkeley in 1982. He later received an MBA in finance from the Anderson School of Management at UCLA in 1988. He and his wife, Jeanne, have three children and reside in Lafayette.

DIRECTOR OF ATHLETICS CABINET

DAVID SECOR

**SENIOR ASSOCIATE ATHLETICS DIRECTOR,
CHIEF FINANCIAL OFFICER**



David Secor serves as Senior Associate Athletics Director and Chief Financial Officer at Cal and brings 35 years of experience in the University of California System, 22 years in Athletics, and 16 years as an Athletics Chief Financial Officer.

As a senior advisor to the Director of Athletics, Secor is the primary advisor on fiduciary matters. He is responsible for the daily management of business and finance, including development of an annual budget and long-term financial plan, and also manages the Human Resources, Athletic Equipment, and Information Technology units. He serves as the primary contact regarding coaching contracts and the Office of the President as well as being the department liaison with Office of Legal Affairs.

Secor joined Cal in 2013 with 12 years of experience as UCLA's Senior Associate Athletic Director and Chief Financial Officer and three years of experience as Director of Financial Services for UCLA Capital Programs.

A graduate in Mathematics from UCLA, Secor resides with his husband, Brandon Leger, in Berkeley.

FOTI MELLIS

**SENIOR ASSOCIATE ATHLETICS DIRECTOR
OF INTERCOLLEGIATE SERVICES**



As Senior Associate Athletics Director for Intercollegiate Services, Foti Mellis brings more than 27 years of experience in intercollegiate athletics to the University of California Athletics Department.

A member of the Director's Cabinet, Mellis is responsible for the overall delivery of a world-class student-athlete experience and all activities that directly impact Cal's ability to serve its student-athletes. In addition, he has oversight of the Sport Operations and Championships unit, as well as Student-Athlete Development. He also supervises indoor volleyball, men's golf, women's soccer, softball, men's and women's cross country and track & field, beach volleyball and women's gymnastics.

Mellis was responsible for the supervision of Capital Projects and oversight of the successful completion of California Memorial Stadium and the Simpson Center. He was also instrumental in the restructuring of Student-Athlete Affairs.

He received his bachelor's degree in managerial economics in 1990 and his master's in education in 1996, both from UC Davis. Mellis and his wife, Tina, enjoy spending time with Beau, their four-legged "child."

CHRIS PEZMAN

**SENIOR ASSOCIATE ATHLETICS DIRECTOR
CHIEF OPERATING OFFICER**



For the past 20 years, Chris Pezman has worked in various capacities within the facility management and intercollegiate athletic industries. At Cal, he has quickly reorganized his departments to gain operational and financial efficiencies and has implemented a comprehensive work order system to appropriately maintain over \$1 billion in physical assets under his purview.

Pezman also oversees Capital Projects for the Intercollegiate Athletics Department which includes the \$10 million Haas Pavilion scoreboard and audio improvements project, \$7.5 million Underhill field hockey facility, La Loma field hockey practice facility, Maxwell Field/Stadium Parking Garage and several substantial pending projects. Additionally, he is also the primary football administrator.

Prior to joining Cal, Pezman served as Assistant Athletics Director for Football Operations at his alma mater the University of Houston (where he was a football student-athlete). He also was the Director of Operations at one of the world's largest and busiest sports and entertainment complexes – NRG Park.

Chris is also a member of the Athletic Director Advisory Counsel.

He is married to the former Marisol Guillamondegui and the couple has three children – Seth, Sydney and Sarah.

ATHLETICS EXECUTIVES

JENNIFER SIMON-O'NEILL

SENIOR ASSOCIATE ATHLETICS DIRECTOR,
SENIOR WOMAN ADMINISTRATOR



Jennifer Simon-O'Neill serves as Cal's Senior Associate Athletics Director and Senior Woman Administrator (SWA). She is the lead sport supervisor who oversees sport administration for 28 of Cal's 30 sports and also has direct sport administration responsibility for women's basketball, women's rowing, women's golf, field hockey and women's swimming & diving. She is responsible for Title IX and gender equity. She also currently oversees the

department's athletics and strategic communications unit.

Simon-O'Neill serves on the Pac-12 Council and the Mountain Pacific Sports Federation (MPSF) Administrative Board. She is also the Vice President of the Intercollegiate Rowing Association Board of Stewards.

Prior to her tenure with Cal, Simon-O'Neill was the Associate Athletic Director at Lewis & Clark College in Portland, Oregon. Simon-O'Neill graduated in 2002 with a degree in mathematics and sociology from Mount Holyoke College, where she competed as a student-athlete in women's rowing. She earned her MBA at the University of Massachusetts Amherst in 2009.

Simon-O'Neill and her wife, Colleen, live in Berkeley with their sons, Theodore and Andrew.

RYAN COBB

SENIOR ASSOCIATE ATHLETICS DIRECTOR,
PERFORMANCE, HEALTH & WELFARE



A 20-year veteran in sports medicine and intercollegiate athletics, Ryan Cobb coordinates health and medical services for Cal's student-athletes, as well as helping to foster collaboration and integration between Athletics and many other campus departments and services in the areas of student welfare, health and campus life.

Serving as Cal's Head Athletic Trainer since 2003, he oversees areas related to sports medicine, strength & conditioning, nutrition services, risk management and other campus unit partnerships, including coordinating all medical services in conjunction with the University Health Service (UHS) and UHS Head Team Physician and UHS Medical Director. Cobb serves as the liaison from Intercollegiate Athletics to the Dean of Student's Office, the Center for Student Conduct and Residential Life, among others, and he is also the sports administrator for several Cal teams including men's rowing, men's gymnastics and men's water polo. Cobb has a master's in exercise science and completed his undergraduate degree at Vanderbilt University. Cobb and his wife, Jennifer, a Cal alumnus, live in Danville.

JAY LARSON

ASSOCIATE ATHLETICS DIRECTOR, COMPLIANCE



Jay Larson began serving as Cal's Associate Athletics Director of Compliance in January 2015. He oversees the athletic compliance operation and serves as the athletic department's liaison to the NCAA and Pac-12 Conference for legislative and interpretive issues. He also is the sports administrator for men's tennis and women's water polo.

Prior to coming to Cal, Larson spent nearly seven years as the Associate Athletic Director of Compliance at San Diego State University and three years in the University of Minnesota Athletic Compliance Office. Larson earned a bachelor's degree in 2002 from Minnesota State University, Mankato, where he participated on the basketball team. He earned a juris doctor degree in 2005 from the University of Minnesota Law School, where he served as a managing editor of the Minnesota Law Review.

Larson is a member of the Minnesota State Bar and has served on various committees within the National Association for Athletic Compliance (NAAC). He and his wife, Mary, have two sons, Kai and Roman, and reside in El Cerrito.

2016-17 ATHLETIC HIGHLIGHTS

NATIONAL TEAM CHAMPIONS

Rugby – Varsity Cup National 15s Champions
 Collegiate Rugby Championship 7s Champions
 Men's Water Polo – NCAA

INDIVIDUAL NATIONAL CHAMPIONS

Ryan Murphy (Men's Swimming & Diving) – 100-yard backstroke, 200-yard backstroke
 Kathleen Baker (Women's Swimming & Diving) – 100-yard backstroke, 200-yard backstroke, 200-yard individual medley
 Farida Osman (Women's Swimming & Diving) – 100-yard butterfly
 Women's Swimming & Diving – 200 free relay
 Women's Swimming & Diving – 200 medley relay

NATIONAL TOP-10 TEAM FINISHES

Men's Water Polo – NCAA Championships (1st)
 Rugby – CRC 7s (1st), 15s (1st)
 Men's Swimming & Diving – NCAA Championships (2nd)
 Women's Swimming & Diving – NCAA Championships (2nd)
 Women's Crew – NCAA Championships (2nd)
 Men's Crew – IRA Championships (4th)
 Women's Water Polo – NCAA Championships – Semifinals (4th)
 Men's Tennis – NCAA Championships – Round of 16 (10th)

2016-17 CAL ALL-AMERICANS

WOMEN'S BASKETBALL

Kristine Anigwe (HM)

MEN'S GOLF

Collin Morikawa (1st team)

WOMEN'S ROWING

Dorothee Beckendorff
 Inger Kavlie
 Rowan McKellar
 Kendall Ritter

RUGBY

Kevin Sullivan (15s 1st team)
 Connor Sweet (15s 1st team)
 Russell Webb (15s and 7s 1st team)
 Sam Cusano (15s and 7s 2nd team)
 Anthony Salaber (15s 2nd team/7s 1st team)
 Drew Gaffney (15s HM)

MEN'S SWIMMING & DIVING

Hunter Cobleigh
 Long Gutierrez
 Connor Hoppe
 Michael Jensen
 Matthew Josa
 Justin Lynch
 Ryan Murphy
 Zheng Wen Quah
 Andrew Seliskar
 Pawel Sendyk
 Mike Thomas

WOMEN'S SWIMMING & DIVING

Kathleen Baker (1st team)
 Amy Bilquist (1st team)
 Katie McLaughlin (1st team)
 Maddie Murphy (1st team)
 Farida Osman (1st team)
 Noemie Thomas (1st team)
 Kristen Vredevelde (1st team)
 Abbey Weitzeil (1st team)
 Marina Garcia (HM)

MEN'S TENNIS

Filip Bergevi (doubles)
 Florian Lakat (singles and doubles)

WOMEN'S TENNIS

Maegan Manasse (doubles)
 Maya Jansen (doubles)
 Karla Popovic (singles)

MEN'S TRACK & FIELD

Ashtyn Davis – 1st team (Indoor)
 Garrett Corcoran – 2nd team (Indoor)
 Thomas Joyce – 2nd team (Indoor)
 Peter Simon – (outdoor)

MEN'S WATER POLO

Luca Cupido (1st team)
 Johnny Hooper (1st team)
 Odysseas Masmanidis (1st team)
 Lazar Andric (2nd team)
 Thomas Carroll (HM)
 Conor Neumann (HM)

WOMEN'S WATER POLO

Dora Antal (1st team)
 Anna Illes (2nd team)
 Madeline Trabucco (HM)
 Emma Wright (HM)

2016-17 DIRECTORS' CUP

Cal placed 14th in the final 2016-17 Directors' Cup standings, finishing fifth among Pac-12 schools. The Pac-12 ranked first for the most schools in the Top 15 with five. Cal has finished in the Top 20 every year since 2000.

Cal totaled 916.75 points for the year. Stanford came in first with 1,563 points. The other three Pac-12 schools in the Top 15 were No. 4 USC (1,251.25), No. 9 Oregon (1,027.00) and No. 11 UCLA (1,007.00).

Five Golden Bear teams with points counting towards the standings ended the year among the top five in the country, led by the national champion men's water polo team. Men's swimming & diving, women's swimming & diving and women's rowing finished second, while women's water polo was tied for third.

Other postseason participants that helped Cal with its point total were men's gymnastics (T5th), men's tennis (T9th), women's tennis (T9th), women's golf (14th), softball (T17th), women's basketball (T17th), women's gymnastics (T25th), men's cross country (31st), women's soccer (T33rd), men's indoor track and field (T49th), and men's track and field (69th).

The Learfield Directors' Cup was developed as a joint effort between the National Association of Collegiate Directors of Athletics (NACDA) and USA Today. Points are awarded based on each institution's finish in up to 20 sports sponsored by the NCAA – 10 women's and 10 men's. The Bears do not receive points for men's crew or rugby because they are not NCAA-sponsored sports.



OTHER POSTSEASON PARTICIPANTS

Men's Basketball – NIT First Round
 Women's Basketball – NCAA Second Round
 Men's Cross Country – NCAA Championships
 Women's Cross Country – NCAA Regionals
 Men's Golf – Individual Collin Morikawa at NCAA Regionals
 Men's Gymnastics – NCAA Qualification Round
 Women's Gymnastics – NCAA Championships
 Women's Golf – NCAA Championships
 Softball – NCAA Regionals
 Women's Tennis – NCAA Championships – Round of 16
 Track and Field – Individuals at NCAA Indoor and Outdoor Championships

NATIONAL COACH OF THE YEAR

Kirk Everist – Men's Water Polo

NATIONAL ATHLETE OF THE YEAR

Kathleen Baker (Women's Swimming & Diving) – CSCAA Swimmer of the Year

CONFERENCE ATHLETE OF THE YEAR

Andrew Vaughn (Baseball) – Pac-12 Freshman of the Year
 Natan Wegrzycki-Szymczyk (Men's Rowing) – Pac-12 Athlete of the Year
 Juliane Faralisch (Women's Rowing) – Pac-12 Newcomer of the Year
 Russell Webb (Rugby) – PAC Rugby Player of the Year
 Ryan Murphy (Men's Swimming) – Pac-12 Athlete of the Year

TEAM CONFERENCE CHAMPIONS

Rugby (PAC Rugby Conference 7s & 15s)

2016-17 ATHLETIC HIGHLIGHTS

INDIVIDUAL CONFERENCE CHAMPIONS

Matthew Josa (Men's Swimming & Diving) – Pac-12 100 fly
 Ryan Murphy (Men's Swimming & Diving) – Pac-12 100 back, 200 back
 Andrew Seliskar (Men's Swimming & Diving) – Pac-12 200 IM, 400 IM, 200 fly
 Pawel Sendyk (Men's Swimming & Diving) – Pac-12 50 free
 200 free relay (Men's Swimming & Diving) – Pac-12
 800 free relay (Men's Swimming & Diving) – Pac-12
 200 medley relay (Men's Swimming & Diving) – Pac-12
 400 medley relay (Men's Swimming & Diving) – Pac-12
 Freshman Eight (Men's Rowing) – Pac-12
 Kathleen Baker (Women's Swimming & Diving) – Pac-12 200-yard backstroke
 Ashtyn Davis (Track & Field) – MPSF Indoor 60m Hurdles and Pac-12 Outdoor 110m Hurdles
 Peter Simon (Track & Field) – Pac-12 Outdoor Shot Put
 Men's Distance Medley Relay (Track & Field) – MPSF Indoor

FIRST TEAM ALL-CONFERENCE

Andrew Vaughn (Pac-12) – Baseball
 Ivan Rabb (Pac-12) – Men's Basketball
 Kristine Anigwe (Pac-12) – Women's Basketball
 Bethan Knights (Pac-12) – Women's Cross Country
 Mara Gutierrez (NorPac) – Field Hockey
 Janaye Sakkas (America East) – Field Hockey
 Collin Morikawa (Pac-12) – Men's Golf
 Meredith Haggerty (MPSF) – Lacrosse
 Maarten Hurkmans (Pac-12) – Men's Rowing
 Joachim Sutton (Pac-12) – Men's Rowing
 Natan Wegrzycki-Szymczyk (Pac-12) – Men's Rowing
 Inger Kavlie (Pac-12) – Women's Rowing
 Rowan McKellar (Pac-12) – Women's Rowing
 Kendall Ritter (Pac-12) – Women's Rowing
 Keanu Andrade (PAC) – Rugby
 Patrick Barrientes (PAC) – Rugby
 Sam Cusano (PAC) – Rugby
 Drew Gaffney (PAC) – Rugby
 Jake Goena (PAC) – Rugby
 Nic Mirhashem (PAC) – Rugby
 Anthony Salaber (PAC) – Rugby
 Kevin Sullivan (PAC) – Rugby
 Connor Sweet (PAC) – Rugby
 Russell Webb (PAC) – Rugby
 Jose Carrera-Garcia (Pac-12) – Men's Soccer
 Nick Lima (Pac-12) – Men's Soccer
 Christian Thierjung (Pac-12) – Men's Soccer
 Ifeoma Onumonu (Pac-12) – Women's Soccer
 Long Gutierrez (Pac-12) – Men's Swimming & Diving
 Connor Hoppe (Pac-12) – Men's Swimming & Diving
 Michael Jensen (Pac-12) – Men's Swimming & Diving
 Matthew Josa (Pac-12) – Men's Swimming & Diving
 Justin Lynch (Pac-12) – Men's Swimming & Diving
 Ryan Murphy (Pac-12) – Men's Swimming & Diving
 Andrew Seliskar (Pac-12) – Men's Swimming & Diving
 Pawel Sendyk (Pac-12) – Men's Swimming & Diving
 Andre Goransson (Pac-12) – Men's Tennis
 Florian Lakat (Pac-12) – Men's Tennis
 Maegan Manasse (Pac-12) – Women's Tennis
 Karla Popovic (Pac-12) – Women's Tennis
 Johnny Hooper (MPSF) – Men's Water Polo
 Odysseas Masmanidis (MPSF) – Men's Water Polo
 Dora Antal (MPSF) – Women's Water Polo

2016-17 ACADEMIC ALL-CONFERENCE

BASEBALL

Tyrus Greene (HM)
Erik Martinez (HM)
Matt Ruff (HM)

MEN'S BASKETBALL

Stephen Domingo (HM)
Roger Moute a Bidiás (HM)
Sam Singer (HM)

WOMEN'S BASKETBALL

Kristine Anigwe (HM)

WOMEN'S BEACH

VOLLEYBALL

Teya Neff (1st team)
Bryce Bark (HM)
Grace Campbell (HM)
Olivia Rodberg (HM)

MEN'S CROSS COUNTRY

Garrett Corcoran (1st team)
Kai Benedict (2nd team)
Robert Brandt (HM)
Trent Brendel (HM)
John Hogan (HM)
Leland Jones (HM)
Max Leach (HM)
Josh Lewis (HM)
Cameron Tu (HM)

WOMEN'S CROSS COUNTRY

Georgia Bell (1st team)
Natalie Herberg (HM)
Bethan Knights (HM)
Nuria Tio Peig (HM)
Marissa Williams (HM)

FIELD HOCKEY

Kori Griswold

MEN'S GOLF

William Aldred (1st team)
Collin Morikawa (1st team)
Walker Huddy (2nd team)
Ben Doyle (HM)
Tanner Hughes (HM)
Clayton Madey (HM)

WOMEN'S GOLF

Lucia Gutierrez (HM)
Marianne Li (HM)
Marthe Wold (HM)

MEN'S GYMNASTICS

Yordan Aleksandrov
Mitchell Awisus
Gagik Gharibyan
Nico Del Junco
Michael Rauchwerger
Capri Sano
Bailey Chang

WOMEN'S GYMNASTICS

Zoe Draghi (HM)
Arianna Robinson (HM)
Chelsea Shu (HM)
Sylvie Seilnacht (HM)
Amber Takara (HM)

LACROSSE

Charlotte Biffar
Parker Garrett
Meredith Haggerty
Kate Mattimore
Sara Nolte
Wheatley Raabe
Caroline Schlegel
Kirsten Swanson
Kendall Swenson

MEN'S ROWING

Kyle Flagg (1st Team)
Maxwell Hall (1st Team)
Maarten Hurkmans (1st Team)
Justin Murphy (2nd Team)
Ferd Quersfeld (2nd Team)
Natan Wegrzycki-Szmczyk (2nd Team)
Colin Fitzpatrick (HM)
Jack Gosden-Kaye (HM)
Hunter Hodges (HM)
Alex Lilichenko (HM)
Martin Mackovic (HM)
James Riley (HM)
Elliot Rogers (HM)
Joachim Sutton (HM)

WOMEN'S ROWING

Zoe Bhargava (1st Team)
Rowan McKellar (1st Team)
Danielle Struck (1st Team)
Franny Wood (1st Team)
Roisin Duffy (2nd Team)
Zoe Feist (2nd Team)
Jacqueline Holben (2nd Team)
Ellie Howe (2nd Team)
Bridget Kontinen (2nd Team)
Sarah Stoker (2nd Team)
Riley Brown (HM)
Hannah Christopher (HM)
Hailey Drangsholt (HM)
Alex Floyd (HM)
Inger Kavlie (HM)
Samantha Lamos (HM)
Dana Moffat (HM)
Charlotte Wesselmann (HM)

RUGBY

Felix Le Merle

MEN'S SOCCER

Sam Ebstein (1st team)
Aravind Sivakumsar (1st team)
Sam Junqua (2nd team)
Jorge Miranda (2nd team)
Christian Thierjung (2nd team)
Matt Chasman (HM)
Spencer Held (HM)
Shinya Kadono (HM)
Paul Salcedo-Borrego (HM)

WOMEN'S SOCCER

Kelly Fitzgerald
Emma Fletcher
Lynsey Hromatko
Haley Lukas
Miranda Nild
Ifeoma Onumonu
Arielle Ship
Alexa Vandevanter
Heather Walleigh

SOFTBALL

Danielle Bowers
Kobie Pettis
Kylie Reed
Katie Sutherland-Finch
Stephanie Trzcinski

MEN'S SWIMMING AND DIVING

Ryan Murphy (1st team)
Hunter Cobleigh (2nd team)
Jonathan Fiepeke (HM)
Nick Silverthorn (HM)

WOMEN'S SWIMMING AND DIVING

Amy Bilquist (1st team)
Jenna Campbell (2nd team)
Maija Roses (2nd team)
Kristen Vredevelde (2nd team)
Kathleen Baker (HM)
Valerie Hull (HM)
Phoebe LaMay (HM)
Celina Li (HM)
Jasmine Mau (HM)
Katie McLaughlin (HM)
Farida Osman (HM)
Hayden Tavoda (HM)
Noemie Thomas (HM)

MEN'S TENNIS

Filip Bergevi
Andre Goransson

WOMEN'S TENNIS

Olivia Hauger
Karla Popovic
Maria Smith

MEN'S INDOOR TRACK & FIELD

Tyler Brendel
Garrett Corcoran
Matt Esparza
Marshall Godsil
Eugene Hamilton III
John Hogan
Thomas Joyce
Max Leach
Josh Lewis
Cameron Tu
Paul Zeiss

WOMEN'S INDOOR TRACK & FIELD

Christine Canning
Jordyn Colter
Jackie Chandler
Skyler Flora
Natalie Herberg
Bethan Knights
Lauren Martinez
Morgan Robertson
Jayla Scholis
Taylor Smith
Nuria Tio Peig

MEN'S OUTDOOR TRACK & FIELD

Tyler Brendel (1st team)
Garrett Corcoran (2nd team)
Matt Esparza (2nd team)
Thomas Joyce (2nd team)
Max Leach (2nd team)
Trent Brendel (HM)
Marshall Godsil (HM)
Ivan Gonzalez (HM)
Eugene Hamilton III (HM)
John Hogan (HM)
Josh Lewis (HM)

Luciano Lopez (HM)
Matt Schwartz (HM)
Paul Zeiss

WOMEN'S OUTDOOR TRACK & FIELD

Christine Canning (HM)
Jackie Chandler (HM)
Jordyn Colter (HM)
Rebecca Croft (HM)
Bethan Knights
Kendall Mader
Lauren Martinez
Morgan Robertson
Jayla Scholis
Taylor Smith
Nuria Tio Peig
Marissa Williams

VOLLEYBALL

Maddy Kerr (1st team)
Carmen Annevelink (HM)
Alyssa Jensen (HM)
Amanda Kirtley (HM)

MEN'S WATER POLO

Nicholas Carniglia
Luca Cupido
Pedro Stellet
JD Ratchford
Timothy Simenc

WOMEN'S WATER POLO

Dora Antal
Kacey Avalos
Anna Illes
Emily Loughlin
Stephanie Mutafyan
Kindred Paul
Madeline Trabucco
Genevieve Weed

2016 PAC-12 ALL-ACADEMIC (FOOTBALL)



Tony Mekari
(1st team)



Matt Anderson
(2nd team)



Patrick Laird
(2nd team)



Billy McCrary III
(2nd team)



J.D. Hinnant
(HM)



Bradley Northnagel
(HM)



Evan Rambo
(HM)



Luke Rubenzer
(HM)

TRADITIONS & SPIRIT

BEARENTS

Initiated in the fall of 1986, Cal Bearents has grown from an idea of six people into an organization numbering in the hundreds. Proud moms, dads, siblings, aunts, uncles, cousins, grandparents, in-laws and friends all gather together to share the Cal football experience with the players.

Because no one understands the triumphs and tribulations in a student-athlete's season as thoroughly as family and friends do, all Bearents share a special bond. Regardless of whether their student-athlete plays in a starring or supporting role, Bearents consistently provide a network of support for the players and each other. In addition to extending an open invitation for all players to join family and friends for postgame barbecues after each home game, Bearents also participate in and coordinate various other events throughout the year.

BIG C

The Big C is located on Charter Hill above California Memorial Stadium and was constructed in 1905 by the classes of 1907 and 1908. The road up to the Big C was built in 1916 by the male members of the Cal student body in three-and-a-half hours, using 2,000 picks and shovels that were donated by the Southern Pacific Railroad. The Rally Committee became the custodians and guardians of the Big C sometime after 1952. Since then, the Committee has been in charge of painting the C and protecting it from vandalism.

THE BIG GAME

The Big Game held annually between Cal and Stanford is tied for the fifth-longest active running series in college football and tied for the sixth-longest series overall with the 120th edition to be played at Stanford Stadium on November 18, 2017. The Stanford Axe is a trophy awarded to the winner.

Included in The Big Game tradition is "The Play," which was a five-lateral, 57-yard kickoff return with no time remaining that lifted Cal to a 25-20 victory in the 1982 contest and is considered by many to be the most famous play in the history of college football.

For more information on The Big Game, visit pages 66-67.

BLUE AND GOLD

Official colors of the University of California were established at Berkeley in 1868. The colors were chosen by the University's founders, who were mostly Yale men who had come West. They selected gold as a color representing the "Golden State" of California. The blue was selected from Yale blue. Cal teams have donned the blue and gold since the beginning of intercollegiate athletic competition in 1882.

CAL BAND

The University of California Marching Band has been a tradition for over 125 years, exemplifying many of the best aspects of student life at one of the nation's most prestigious public universities. It boasts over 200 members, a student-run management and a unique high-step marching style, all of which combine to make it one of the most singular bands of its kind.

Formed as the R.O.T.C. Cadet Band in 1889, the Cal Band adopted its present name in 1923. It has performed across the country and around the world at such events as the Brussels World Fair in 1958, Expo '70 in Japan and a Bicentennial Tour of the United States in 1976. In 1980, the Band took to the stage with the San Francisco Ballet. It was the official state band for the city's welcome to Queen Elizabeth II and Prince Philip of Great Britain in 1983, and it performed during the halftime show at Super Bowl 50 held at Levi's® Stadium in Santa Clara, Calif.

CAL SPIRIT GROUPS

The Cal Spirit groups are responsible for promoting all spirit-related activities and are active at home events, as well as many away contests. They act as ambassadors of the University by assisting with alumni functions, fundraising events and other occasions.

The Rally Committee, the oldest student group on campus, upholds school spirit and tradition. Above and beyond producing all rallies on campus, Rally Com is responsible for maintaining the Big C, displaying the California banner, the Cal flags, and constructing and executing card stunts at football games. Cal Cheerleading is an integral part of Cal Spirit. You can see the cheerleaders at football, men's and women's basketball and volleyball games, as well as other events.

The Cal Dance Team dances to traditional Cal fight songs and Cal Band rock songs. During the football season, they perform on a platform that is elevated off the football field in front of the student section at the 50-yard line on the east side of the stadium. They participate as well in various rallies, alumni and community events.

Cal Mic Men are student leaders of the rooting sections at all Cal sporting events. In addition, they emcee at rallies, alumni and community events.

CALIFORNIA LETTERMAN'S CLUB

Cal's football alumni association, the California Letterman's Club, is an active organization that supports the Golden Bear football program. Formerly known as the Sons of California, the group was created to continue the relationships that were forged on the football field. Each year, the Letterman's Club has a reunion at a home game. In addition, the club sponsors a reception at the end of the year for graduating football players and honor a deserving alumnus with the Glenn T. Seaborg Award named for the renowned Nobel laureate and former University of California chancellor.

CALIFORNIA VICTORY CANNON

The California Victory Cannon was presented to the Rally Committee by the class of 1964 in time for the 1963 Big Game. At home games, it is shot off at the beginning of each game, after each score and after each Cal victory. Only once, against Pacific on Sept. 7, 1991, did the Bears score too many times, racking up 12 touchdowns before the cannon ran out of ammunition. The cannon, which was originally kept on the sidelines, has been mounted on Tighwad Hill above California Memorial Stadium since 1971. In 2011, the cannon was present for home games at AT&T Park but was not fired due to clearance regulations.

CARD STUNTS

The Cal student section, located at the 50-yard line on the east side of the stadium, is credited with establishing one of the most time-honored traditions in college football with its card stunt performances. Cal began this activity for the 1910 "Big Game," a rugby match between Cal and Stanford. The original stunts performed that afternoon depicted the Stanford Axe and a big blue "C" formed on a white background.

The tradition has been a crowd favorite at California Memorial Stadium as several times each season Cal students perform as many as 10 different stunts, using more than 5,000 cards. The painstaking process of plotting the positions of the cards, which once took days to complete, is now aided by computers that add to the precision of the images produced in the card stunt section.

GOLDEN BEARS

In 1895, the California track and field team was the dominant power on the West Coast and decided to challenge several of the top teams in the Midwest and East on an eight-meet tour that is now credited by many historians as putting Cal Athletics onto the national scene. As a symbol of the University, regent Arthur Rodgers, class of 1872, commissioned a blue silk banner emblazoned with a golden grizzly bear, the symbol of the state of California. The banner was carried by the team on its successful tour, which saw them win five of the eight competitions. Cal fans were so ecstatic over the team's performance that professor Charles Mills Gayley was inspired to write the song "The Golden Bear." Cal teams have been known as the Golden Bears ever since.

MARCH TO VICTORY

Cal began a new tradition in the fall of 2002 with the March to Victory. Approximately two-and-a-half hours before kickoff of each home game, the Cal Spirit Groups form a human tunnel on the grand staircase just outside the north tunnel of California Memorial Stadium to cheer on the team as it exits the buses to march into the locker room.

OSKI

The official Cal mascot, Oski has been a tradition at the school since making his debut during the 1941 football season and celebrated his 75th birthday in 2016. Prior to his arrival, live mascots were used at California Memorial Stadium with varying degrees of success. It was decided in 1940 that a costumed mascot would make a more suitable alternative to a live bear. Oski's identity is unknown to everyone, with the exception of the committee.

TRADITIONS & SPIRIT

PAPPY'S BOYS

Founded in 1986, Pappy's Boys is an organization of more than 500 former Golden Bears who played under legendary Cal football coach Lynn "Pappy" Waldorf. Not only does the group get together to relive the success of the teams during the Waldorf era, but it also supports the current program in many ways. Recent efforts include establishing a \$400,000 endowment for football scholarships and raising funds for two of the most recent additions to campus statuary: Waldorf kneeling near Faculty Glade and the giant grizzly near the grand staircase at California Memorial Stadium. Waldorf compiled a 67-32-4 record as head coach at Cal from 1947-56. For the 1948-50 seasons, Waldorf guided the Bears to a 39-3-1 record and three consecutive Rose Bowls. He was inducted into the National Football Foundation Hall of Fame in 1966 and into the Cal Athletic Hall of Fame in 1987. In the late 1990s, Pappy's Boys produced a book, "Pappy's Boys, The Rose Bowl Years: A Legacy of Winning," which was edited by Sports Illustrated writer Ron Fimrite and produced by former Cal quarterback Dick Erickson. In the spring of 2015, the group unveiled the Lynn O. Waldorf Seating Area and Pappy's Bench by Gate 4 at California Memorial Stadium. An area of rest, contemplation and gathering, the gift of Pappy's Boys in memory of Cal's coach and mentor, is dedicated to Golden Bear student-athletes. It recognizes their pursuit of excellence in academics, athletics and life.

SONGS OF CAL

While through the years Cal has collected numerous songs that are popular with its alumni and fans alike, three songs are regularly heard during the team's football games. Those songs include the familiar fight song entitled "Big C," a brisk marching tune composed by N.S. McLaren and H.P. Williams of the class of 1914, as well as "Fight For California", written in 1909 by Earl Elleson McCoy and Robert N. Fitch, and arranged by Robert O. Briggs. The other is the Cal alma mater, "Hail to California," written and composed by Clinton R. "Brick" Morse, class of 1896.

BIG C

California!
On our rugged Eastern foothills, stands
our symbol clear and bold.
Big C means to fight and strive and win for
Blue and Gold.
Golden Bear is ever watching. Day by day
he prowls.
And when he hears the tread of lowly
Stanford Red, from his lair he fiercely
growls!
(Yell: Gr-rr-rah, Gr-rr-rah, Gr-r, r-r-r-, r-r-rah!)

FIGHT FOR CALIFORNIA

Our sturdy Golden Bear,
Is watching from the skies,
Looks down upon our colors fair,
And guards us from his lair.
Our banner Gold and Blue,
The symbol on it too,
Means FIGHT! for California.
For California through and through!

Stalwarts girded for the fray,
Will strive for victory,
Their all at Mater's feet will lay,
That brain and brawn will win the day.
Our mighty sons and true
Will strive for us anew,
And FIGHT! for California,
For California through and through!

HAIL TO CALIFORNIA

Hail to California, Alma Mater Dear
Sing the joyful chorus, Sound it far and near.
Rallying 'round her banner, We will never fail.
California Alma Mater, Hail! Hail! Hail!

TIGHTWAD HILL

For decades, enterprising Cal fans have hiked to Tightwad Hill high above the northeast corner of California Memorial Stadium. Not only does the perch provide a free look at the action on the field, but it also offers a spectacular view of San Francisco Bay and many of the area bridges to the west.





2017 FOOTBALL SCHEDULE



SEP 2
AT NORTH CAROLINA



SEP 9
VS WEBER ST.

HOME OPENER



SEP 16
VS OLE MISS



SEP 23
VS USC

JOE ROTH GAME



SEP 30
AT OREGON



OCT 7
AT WASHINGTON



OCT 13
VS WASHINGTON ST.



OCT 21
VS ARIZONA

HOMECOMING



OCT 28
AT COLORADO



NOV 4
VS OREGON ST.

SENIOR DAY



NOV 18
AT STANFORD



NOV 24
AT UCLA