

2004 RESULTS

MPSF INDOOR CHAMPIONSHIPS RESULTS

Feb 26-28, 2004, Dempsey Indoor Facility (University of Washington), Seattle, WA

Men - Team Rankings 17 Events Scored

1. UCLA	127
2. California	108
3. Stanford	82.50
4. Arizona	77.50
5. Oregon	66.50
6. CS Northridge	56
7. Washington State	50
8. Washington	47.50
9. Utah State	15
9. Idaho	15
11. Long Beach State	10

Women - Team Rankings 17 Events Scored

1. Stanford	148
2. UCLA	109
3. Washington	83
4. Wash. State	73
5. Arizona	62
6. California	53
7. CS Northridge	35.50
8. Cal Poly	31
9. Oregon	24
10. Utah State	19
11. UC Irvine	11.50
12. Long Beach State	10

NCAA CHAMPIONSHIPS RESULTS

June 9-12, 2004, Mike A. Meyers Stadium
Austin, TX (University of Texas)

CAL'S TOP FINISHERS

Heptathlon	5. Brooke Meredith	5442 pts.
High Jump	7. Teak Wilburn	7-02.50
Discus	10. Sheni Russell	174-11
Shot Put	11. Rhuben Williams	57-09.75
	21. Amin Nikfar	58-02.50
4x100m Relay	18. Omwanghe/Johnson/ Hawes/Carter	45.18
Triple Jump	19. Bruce Giron	50-07.50
	25. Vincent Ibia	48-02.75
200m	20. Antonette Carter	23.55
400m Hurdles	24. Deanna Slaton	59.91
400m Hurdles	24. Ahmad Wright	52.46

NCAA INDOORS CHAMPIONSHIPS RESULTS

Mar. 12-13, 2004, Randal Tyson Indoor Track,
Fayetteville, AK (University of Arkansas)

CAL'S TOP FINISHERS

Pentathlon	3. Brooke Meredith	4,189 pts.
High Jump	9. Teak Wilburn	7-01.50

PACIFIC-10 CONFERENCE CHAMPIONSHIPS RESULTS

May 7-15, 2004, Roy P. Drachman Stadium-Rincon Vista Track (University of Arizona), Tucson, AZ

TEAM SCORES (men)

1. UCLA	143
2. Oregon	130
3. Arizona State	120
4. USC	95
5. Arizona	93
6. Stanford	76
7. California	75
8. Washington	45
9. Washington State	41

CAL'S FINISHERS

3000m SC	7. Kevin Davis	9:05.57
5000m	12. Kevin Davis	15:19.00
10,000m	6. Carlos Carballo	30:43.23
110mH	4. Thomas Mack	14.43
	5. Bruce Giron	14.53
400mH	3. Ahmad Wright	50.35*
4x100m Relay	5. Karl/Atawo/D. Woods/Wright	41.00
4x400m Relay	7. Giron/Wright/Fair/D. Woods	3:08.83*
High Jump	1. Teak Wilburn	2.22m* 7-03.25
	3. David Glasgow	2.16m* 7-01.00
Long Jump	8. Vincent Ibia	7.11m 23-04.00
	12. Brandon Williams	6.50m 21-04.00
Triple Jump	2. Bruce Giron	16.10m* +0.0 52-10.00
	10. Vincent Ibia	14.70m -0.8 48-02.75
Shot Put	3. Rhuben Williams	19.04m* 62-05.75
	10. Amin Nikfar	17.18m* 56-04.50
Discus Throw	3. Rhuben Williams	52.73m* 173-00
	5. Kurt Seefeld	51.60m* 169-03
Hammer Throw	4. Rhuben Williams	60.58m* 198-09
	10. Zak Thomas	53.79m 176-06

TEAM SCORES (women)

1. UCLA	174.50
2. Stanford	153
3. USC	111
4. Arizona State	97
5. California	69
6. Washington	6
7. Oregon	59
8. Washington State	45.50
9. Arizona	42

CAL'S FINISHERS

100m	3. Antonette Carter	11.57
200m	2. Antonette Carter	23.33
1500m	9. Lindsay Maclise	4:33.97
	10. Bridget Duffy	4:35.55
	12. Christy Borak	4:42.71
100mH	5. Osarheimen Omwanghe	13.55
400mH	2. Deanna Slaton	58.65
	5. Brooke Meredith	1:00.44*
4x100m Relay	4. Hawes/Carter/Johnson/Omwanghe	44.28
4x400m Relay	7. Cowling/Omwanghe/Hawes/Meredith	3:46.60
Women Pole Vault	14. Danielle Navarre	3.62m 11-10.50
High Jump	5. Cynthia Mallory	1.68m 5-06.00
Long Jump	4. Antonette Carter	6.13m 20-01.50
	13. Trinity White	5.46m 17-11.00
	15. Tiffany Johnson	5.43m 17-09.75
	16. Brooke Meredith	5.31m 17-05.25
Triple Jump	5. Trinity White	12.38m 40-07.50
Shot Put	6. Jenna Johnson	14.85m 48-08.75
	10. Kelechi Anyanwu	13.44m 44-01.25
Discus Throw	2. Sheni Russell	53.20m 174-06
Hammer Throw	12. Giulia Urlando	47.93m 157-03
	13. Carrie Johnson	47.20m 154-10
Javelin Throw	8. Brooke Meredith	43.57m 142-11
	15. Trinity White	39.29m 128-11

MEN'S 2004 BESTS PERFORMANCES

<i>Athlete (Personal Best)</i>	<i>Season Best</i>	<i>Date</i>	<i>Meet</i>
60M			
Ahmad Wright	6.80 i	2/26	MPSF Championships
Ricci Dula	6.83 i	2/27	MPSF Championships
Nick Mazur	6.85 i	1/31	Cougar Invitational
100M			
&Nick Mazur (10.54)	10.54	5/1	Big Meet
&Toby Atawo (10.49w)	10.68	5/1	Big Meet
&Ricci Dula (10.42w)	10.72	4/10	Brutus Hamilton Inv.
Darren Woods (10.86)	10.86	3/20	Bay Area Blast Off
200M			
&Ahmad Wright (22.16)	21.30 i	2/7	United Heritage
Darren Woods (21.55)	21.55 i	2/28	MPSF Championships
Darren Woods (21.55)	21.79	5/1	Big Meet
Toby Atawo (21.26)	21.89 i	2/28	MPSF Championships
Ben Karl (21.39)	22.08	5/1	Big Meet
Ricci Dula	22.40	3/20	Bay Area Blast Off
400M			
&#Darren Woods	46.99	4/10	Brutus Hamilton Inv.
Darren Woods	47.69 i	2/28	MPSF Championships
Randy Fair (48.29)	48.98	3/20	Bay Area Blast Off
Jon Suddaby	49.22 i	2/27	MPSF Championships
Thomas Mack	50.21	4/17	Mt. SAC
800M			
Randy Fair (1:51.75)	1:51.75	5/14	Pac-10 Championships
David Torrence	1:52.03	4/24	Golden Bear Qualifier
Randy Fair	1:52.37 i	2/28	MPSF Championships
Andy Perezchica (1:52.69)	1:52.69	5/14	Pac-10 Championships
Tom Allen (1:54.28)	1:53.51 i	2/28	MPSF Championships
Andy Perezchica	1:56.02 i	2/7	Carle Health Invitational
1500M			
&#David Torrence (3:43.62)	3:43.62	7/15	IAAF World Juniors
Giliat Ghebray	3:53.17	4/4	Cal-Nevada Champs
Tom Allen (3:54.19)	3:54.19	3/27	Stanford Invitational
MILE			
&David Torrence	4:07.55	4/10	Brutus Hamilton Inv.
&Giliat Ghebray	4:07.77 i	2/27	MPSF Championships
Tom Allen	4:15.65	4/10	Brutus Hamilton Inv.
Tom Allen	4:16.53 i	3/6	Husky Last Chance Meet
3,000M SC			
&#Kevin Davis (8:58.76)	8:55.56	5/28	NCAA West Regional
3,000M			
Giliat Ghebray (8:07.27)	8:07.27 i	3/6	Husky Last Chance Meet
Kevin Davis	8:28.72	3/20	Bay Area Blast Off
Carlos Carballo (8:23.17)	8:33.86 i	3/6	Husky Last Chance Meet
David Torrence	8:36.82	3/20	Bay Area Blast Off
5,000M			
&Carlos Carballo (14:31.98)	14:31.98	3/27	Stanford Invitational
Kevin Davis	14:48.47	4/3	Cal-Nevada Champs
10,000M			
Carlos Carballo	30:10.36	4/16	Mt. SAC
60M HURDLES			
Scott Sobieralski	8.28 i	2/27	MPSF Championships-Hep
Craig Woods	8.30 i	1/31	Cougar Invitational
Jonas Hallgrímsson	8.52 i	5/15	MPSF Championships-Hep
110M HURDLES			
&Scott Sobieralski	14.40	5/1	Big Meet
&Thomas Mack	14.42	5/1	Big Meet
&Bruce Giron	14.53	5/15	Pac-10 Championships
400M HURDLES			
&Ahmad Wright (50.35)	50.35	5/15	Pac-10 Championships
&#Bruce Giron (51.47)	51.47	5/28	NCAA West Regional
Bjorgvin Vikingsson (52.38)	53.59	5/1	Big Meet
Thomas Mack	53.92	5/1	Big Meet

4X100M RELAY

#&Mazur/Atawo/D.Woods/Wright	40.38	5/1	Big Meet
#&Mazur/D.Woods/Atawo/Dula	40.38	5/28	NCAA West Regional
#&Mazur/D.Woods/Atawo/Dula	40.40	4/10	Brutus Hamilton Inv.
#&Mazur/D.Woods/Atawo/Dula	40.40	5/29	NCAA West Regional

4X400M RELAY

#&Giron/Wright/Fair/D. Woods	3:08.83	5/15	Pac-10 Championships
&C. Woods/Wright/Giron/D. Woods	3:12.31	3/20	Bay Area Blast Off
D. Woods/Giron/C. Woods/Wright	3:13.34 i	2/28	MPSF Championships
D. Woods/Giron/Fair/Wright	3:13.83	3/27	Stanford Invitational

POLE VAULT

Scott Sobieralski (16-00.75)	16-00.75 (4.90m)	5/8	Pac-10 Multis
Donny Appanaitis (16-0)	15-06.25 (4.73m) i	2/27	MPSF Championships
Scott Sobieralski	15-01 (4.60m) i	2/27	MPSF Championships-Hep
Jonas Hallgrímsson (14-09)	14-09 (4.50m) i	2/27	MPSF Championships-Hep

HIGH JUMP

#&Teak Wilburn (7-05.00)	7-05.00 (2.26m)	4/10	Brutus Hamilton Inv.
Teak Wilburn	7-02.50 (2.20m) i	1/31	Cougar Invitational
#&David Glasgow (7-01.00)	7-01.00 (2.16m)	5/15	Pac-10 Championships
David Glasgow	6-11.75 (2.13m) i	2/27	MPSF Championships
Scott Sobieralski (6-06.00)	6-06.00 (1.98m)	3/24	UC Multi Meet

LONG JUMP

&Vincent Ibia	23-11.75 (7.31m)	5/1	Big Meet
&Brandon Williams	23-06.25 (7.17m)	4/3	Cal-Nevada Champs
Jonas Hallgrímsson (22-08.00)	23-00.50 (7.02m) i	2/27	MPSF Championships-Hep
Bruce Giron	23-00.00 (7.01m)	5/1	Big Meet
Brandon Williams	22-05.75 (6.85m) i	2/28	Carle Health Invitational

TRIPLE JUMP

#&Bruce Giron (52-10.00)	52-10.00 (16.10m)	5/15	Pac-10 Championships
#&Vincent Ibia (52-00.00)	52-00.00 (15.85m)	5/29	NCAA West Regional
Bruce Giron	51-08.75 (15.77m) i	2/28	MPSF Championships

SHOT PUT

#&Rhben Williams (64-09.75)	64-09.75 (19.75m)	5/1	Big Meet
#&Amin Nikfar (61-11.00)	61-11.00 (18.87m)	3/27	Stanford Invitational
Craig Kent	53-40.50 (16.27m) i	2/7	United Heritage
Tony Miranda (53-01.75)	51-09.00 (15.77m) i	2/27	MPSF Championships
John Ludden	49-01.50 (14.97m) i	1/31	Cougar Invitational
Scott Sobieralski (43-02.25)	43-02.25 (13.16 m)	5/7	Pac-10 Multis

DISCUS

#&Kurt Seefeld (178-10)	176-00 (53.64m)	4/24	Triton Invitational
#&Rhben Williams (173-00)	173-00 (52.73)	5/15	Pac-10 Championships
Amin Nikfar	146-22 (44.78m)	5/1	Big Meet

HAMMER

#&Rhben Williams (205-02)	205-02 (62.54m)	5/1	Big Meet
#&Zak Thomas	180-05 (55.03m)	4/18	Mt. SAC
Amin Nikar	137-01 (41.79m)	5/1	Big Meet

WEIGHT THROW

Rhben Williams	64-10.50 (19.77m) i	2/28	MPSF Championships
Zak Thomas	60-09.25 (18.52m) i	2/13	Armory Invitational
Tony Miranda	59-01.25 (18.01m) i	2/28	MPSF Championships
John Ludden	44-05.75 (15.77m) i	1/31	Cougar Invitational

JAVELIN

&Adam Burgh	200-04 (61.06m)	4/10	Brutus Hamilton Inv.
Scott Sobieralski (172-10)	172-10 (52.69m)	5/8	Pac-10 Multis
Jonas Hallgrímsson (170-07)	170-07 (51.99m)	3/20	Bay Area Blast Off

HEPTATHLON

Jonas Hallgrímsson	5,437 i	2/27	MPSF Championships
Scott Sobieralski	5,280 i	2/27	MPSF Championships

DECATHLON

#&Scott Sobieralski (7,215)	7,215	5/8	Pac-10 Multis
-----------------------------	-------	-----	---------------

#NCAA Regional Qualifier
 &Pac-10 Qualifier
 ^School Record
 i Indoor

WOMEN'S 2004 BESTS PERFORMANCES

Athlete (Personal Best)	Season Best	Date	Meet
60M			
Antonette Carter	7.54 i	2/7	Carle Health Invitational
Osarhiemen Omwanghe	7.73 i	2/27	MPSF Championships
Tiffany Johnson	7.75 i	2/7	Carle Health Invitational
100M			
#&^Antonette Carter (11.49) &Tiffany Johnson	11.49	5/14	Pac-10 Championships
Shannan Hawes (12.07)	11.85	4/4	Cal-Nevada Champs
Osarhiemen Omwanghe	12.07	4/3	Cal-Nevada Champs
	12.23	4/3	Texas Relays
200M			
#&^Antonette Carter (23.33) &Tiffany Johnson	23.26	6/26	BYU Sprint and Power
Stephanie Cowling	24.39	3/20	Bay Area Blast Off
Shannan Hawes (25.19)	25.13 i	2/14	Armory Invitational
	25.31	3/20	Bay Area Blast Off
400M			
Janeshia Adams-Ginyard	58.97	5/1	Big Meet
Pippa MacDonald	59.48	5/1	Big Meet
800M			
Chloe Jarvis	2:08.38 i	3/6	Husky Last Chance Meet
#&Bridget Duffy (2:08.75)	2:08.75	5/1	Big Meet
&Lindsay Maclise	2:10.43	5/1	Big Meet
Whitney Schmucker	2:11.64	5/1	Big Meet
Lindsay Maclise	2:12.91 i	2/7	Carle Health Invitational
Whitney Schmucker	2:13.78 i	2/14	Armory Invitational
1500M			
#&Bridget Duffy (4:22.55) &Lindsay Maclise	4:22.55	4/10	Brutus Hamilton Inv.
&Christy Borak	4:27.90	5/30	PA-USATF Champs
&Abby Parker	4:32.90	4/10	Brutus Hamilton Inv.
Whitney Schmucker	4:34.42	4/10	Brutus Hamilton Inv.
Whitney Russell	4:48.59	4/10	Brutus Hamilton Inv.
Maja Ruznic	4:51.52	3/20	Bay Area Blast Off
	4:55.33	4/24	Golden Bear Qualifier
MILE			
&Lindsay Maclise	4:59.31 i	2/27	MPSF Championships
3,000M SC			
#&Abby Parker	10:48.10	4/4	Cal-Nevada Champs
Lauren Barbieri	11:49.52	5/1	Big Meet
Lisa Sandoval	12:02.75	4/24	Golden Bear Qualifier
3,000M			
Abby Parker	9:47.75 i	2/28	MPSF Championships
Christy Borak	9:49.14 i	2/28	MPSF Championships
Lindsay Maclise	10:25.35	3/20	Bay Area Blast Off
Brooke Wells	11:09.95	3/20	Bay Area Blast Off
5,000M			
&Abby Parker (17:12.69) &Christy Borak	17:12.69	3/26	Stanford Invitational
&Bridget Duffy	17:19.96	3/26	Stanford Invitational
Brooke Wells	17:21.18	4/21	Cal-Nevada Champs
	18:50.23	5/1	Big Meet
10,000M			
60M HURDLES			
Osarhiemen Omwanghe	8.48 i	2/21	MPSF Championships
Masha Meyman	8.73 i	2/21	MPSF Championships
Brooke Meredith	8.76 i	3/24	NCAA Championships-Pent
100M HURDLES			
#&^Osarhiemen Omwanghe &Stephanie Cowling	13.43	5/1	Big Meet
Brooke Meredith	14.31	5/1	Big Meet
	14.53	3/24	UC Multi Meet
400M HURDLES			
#&Deanna Slaton (57.85) &Brooke Meredith	57.85	6/17	San Diego USATF Champs
&Stephanie Cowling (1:01.23)	1:00.44	5/15	Pac-10 Championships
Osarhiemen Omwanghe	1:01.58	3/20	Bay Area Blast Off
Janeshia Adams-Ginyard	1:02.72	5/1	Big Meet
	1:02.84	4/24	Golden Bear Qualifier

4X100M RELAY

#&^Omwanghe/T.Johnson/Hawes/Carter 44.28 5/15 Pac-10 Championships

4X400M RELAY

&Cowling/Hawes/Johnson/Slaton 3:43.06 4/10 Brutus Hamilton Inv.
 Cowling/Omwanghe/Carter/Slaton 3:44.74 5/1 Big Meet
 Cowling/Slaton/Omwanghe/Meredith 3:45.26 i 2/28 MPSF Championships
 Schmucker/Maclise/ruznic/Macdonald 4:07.51 4/24 Golden Bear Qualifier

POLE VAULT

Kira Costa 12-11.50 (3.95m) i 2/7 Carle Health Invitational
 #&Danielle Navarre (12-07.50) 12-05.50 (3.80m) i 1/31 Cougar Invitational
 #Danielle Navarre (12-07.50) 12-03.75 (3.75m) 5/8 Modesto Relays
 Stephanie Starritt 11-03.75 (3.45m) 4/24 Golden Bear Qualifier
 Shannon McIntyre 10-11.75 (3.35m) 3/20 Bay Area Blast Off

HIGH JUMP

&Brooke Meredith 5-07.25 (1.71m) i 3/13 NCAA Championships-Pent
 &Cynthia Mallory 5-07.00 (1.70m) 4/24 Golden Bear Qualifier

LONG JUMP

#&Antonette Carter (20-01.50) 20-01.50 (6.13m) 5/15 Pac-10 Championships
 #&Brooke Meredith (19-04.75) 19-04.75 (5.91m) i 3/13 NCAA Championships
 #&Tiffany Johnson 19-04.75 (5.91m) i 3/6 Husky Last Chance Meet
 Trinety White (19-00.75) 18-05.75 (5.63m) 4/3 Cal-Nevada Champs
 Tiffany Johnson 18-04.50 (5.60m) 3/20 Bay Area Blast Off
 Quadriyyah Abdullah (18-05.25) 18-03.25 (5.57m) 3/20 Bay Area Blast Off
 MaryMeyman 17-10.75 (5.45m) i 1/31 Cougar Invitational

TRIPLE JUMP

#&Trinety White (40-11.00) 40-07.50 (12.38m) 5/15 Pac-10 Championships
 Trinety White 38-06.75 (11.75m) i 1/31 Cougar Invitational
 Quadriyyah Abdullah (38-04.25) 38-04.25 (11.69m) 3/20 Bay Area Blast Off

SHOT PUT

#&Jenna Johnson (50-02.75) 50-02.75 (15.31m) 5/1 Big Meet
 Jenna Johnson 49-07.25 (15.12m) i 2/14 Armory Invitational
 &Kelechi Anyanwu 46-07.25 (14.20m) 5/1 Big Meet
 &Sheni Russell (47-05.00) 46-04.25 (14.13m) i 1/31 Cougar Invitational
 &Crystal Griffin 44-02.00 (13.46m) i 2/28 MPSF Championships

DISCUS

#&^Sheni Russell (181-02) 181-02 (55.22m) 4/24 Triton Invitational
 Carrie Johnson 148-01 (45.13m) 5/1 Big Meet
 Kelechi Anyanwu 145-05 (44.33m) 4/24 Triton Invitational
 Jenna Johnson (141-07) 132-07 (40.41m) 3/20 Bay Area Blast Off

HAMMER

#&Giulia Urlando 181-02 (55.23m) 4/10 Brutus Hamilton Inv.
 #&Alexandra Hunnings (176-11) 176-11 (53.92m) 3/19 Bay Area Blast Off
 &Carrie Johnson (173-00) 173-00 (52.73m) 5/1 Big Meet
 Lauren Dorsey (147-03) 147-03 (44.89m) 3/26 Stanford Invitational

WEIGHT THROW

Sheni Russel 55-01.05 (16.80m) i 1/31 Cougar Invitational
 Carrie Johnson 53-08.25 (16.36m) i 2/7 United Heritage
 Crystal Griffin 39-08.00 (12.09m) i 2/7 Carle Health Invitational

JAVELIN

#&^Brooke Meredith (148-0) 148-00 (45.11m) 5/1 Big Meet
 Trinety White 136-03 (41.53m) 5/1 Big Meet
 Alexandra Hunnings 102-08 (31.29m) 5/1 Big Meet

PENTATHLON

Brooke Meredith 4,189 i 3/13 NCAA Championships


HEPTATHLON

#&Brooke Meredith 5,511 3/25 UC Multi Meet

#NCAA Regional Qualifier
 &Pac-10 Qualifier
 ^School Record
 i Indoor

CAL OUTDOOR RECORDS

CAL MEN'S RECORDS



Bolota Asmerom

<i>Event</i>	<i>Mark</i>	<i>Athlete</i>	<i>Site</i>	<i>Year</i>
100 Meters	10.18a	Atlee Mahorn	Provo, Utah	1990
200 Meters	20.20	Atlee Mahorn	Eugene, OR, NCAA Championships	1988
400 Meters	45.46	Peter Howard	Arizona, Pac-10 Championships	1985
800 Meters	1:45.4	Rick Brown	Eugene, OR, Final Olympic Trials	1972
1500 Meters	3:39.9	Andy Clifford	ASU, Pac-10 Championships	1979
3000 Meter SC	8:36.7	Gary Blume	Champaign, IL, NCAA Championships	1979
5000 Meters	13:31.88	Bolota Asmerom	Mt. SAC Relays	2001
10,000 Meters	29:17.78	Girmay Guangul	Stanford Invitational	2003
400m IH	48.46	Larry Cowling	Provo, Utah, NCAA Championships	1982
400m Relay	39.14	Strickland, Burns, Nichols, Walker	Provo, Utah, NCAA Championships	1975
1600m Relay	3:03.91	Wallace, Walker, Mosley, Robinson	Philadelphia, PA, NCAA Championships	1976
High Jump	7-5.75	Jeff Rogers	Kauhajoki, Finland	1990
Pole Vault	18-8.25	Brent Burns	Austin, TX, NCAA Championships	1992
Long Jump	26-6.25	Curtis Rogers	Fresno Relays	1990
Triple Jump	55-0	Ken Williams	Arizona, Pac-10 Championships	1985
Shot Put	66-3	Dave Porath	Stanford, Pac-10 Championships	1981
Discus	210-11	Ramon Jimenez-Gaona	Oregon, Pac-10 Championships	1992
Hammer	229-0	Jari Matinolli	Stanford Relays	1986
Javelin (new)	229-0	Joe Berro	Sacramento, CA	2003
Javelin (old)	267-4	Bruce Kennedy	Berkeley, CA, Kennedy Games	1973
Decathlon	8007	Chris Huffins	New Orleans, NCAA Championships	1993




Marielle Schlueter

CAL WOMEN'S RECORDS

<i>Event</i>	<i>Mark</i>	<i>Athlete</i>	<i>Site</i>	<i>Year</i>
100 Meters	11.49	Antonette Carter	Arizona, Pac-10 Championships	2004
200 Meters	23.26	Antonette Carter	BYU Sprint & Power, Utah	2004
400 Meters	52.53	Latasha Gilliam	UCLA, Pac-10 Championships	1996
800 Meters	2:01.59	Louise Romo	Los Angeles, CA, Final Olympic Trials	1984
1500 Meters	4:09.23	Louise Romo	Los Angeles, CA, Final Olympic Trials	1984
3000 Meters	9:21.42	Marilyn Davis	Berkeley, CA, Triangular Meet	1986
3000 Meters SC	10:22.38	Marielle Schlueter	Berkeley, CA, Big Meet	2002
5000 Meters	15:46.8	Kirsten O'Hara	Austin, TX, NCAA Championships	1985
10,000 Meters	32:40.76	Kirsten O'Hara	Indianapolis, IN, TAC Championships	1985
100mH	13.43	Osarhiemen Omwanghe	Berkeley, CA, Big Meet	2004
400mH	57.61	Helga Halldorsdottir	Oregon State, NorPac Championships	1986
400m Relay	44.28	Omwanghe, T. Johnson, Hawes, Carter	Arizona, Pac-10 Championships	2004
1600m Relay	3:35.56	Reynolds, Greene, Henlon, Gilliam	Mt. SAC Relays	1996
High Jump	6-0.75	Beth Vidakovits	Stanford, Pac-10 Championships	1989
Pole Vault	13-2.5	Maria Lopez	Stanford, Big Meet	2001
Long Jump	22-1	Sheila Hudson	Durham, NC, NCAA Championships	1990
Triple Jump	46-0.75	Sheila Hudson	Durham, NC, NCAA Championships	1990
Shot Put	54-4.75	Kristin Heaston	Arizona State, Pac-10 Championships	1999
Discus	181-02	Sheni Russell	UC San Diego, Triton Invitational	2004
Hammer	214-0	Jennifer Joyce	Berkeley, CA, Big Meet	2002
Javelin (new)	148-0	Brooke Meredith	Berkeley, CA, Big Meet	2004
Javelin (old)	170-7	Kristen Engle	College Station, TX, AIAW	1982
Heptathlon	5624	Ifeoma Ozoeze	Arizona, Pac-10 Championships	1995

Current athletes in bold face.



Osarhiemen Omwanghe

FRESHMEN & INDOOR RECORDS

MEN'S FRESHMEN RECORDS

Event	Mark	Athlete	Year
100 Meters	10.26	Atlee Mahorn	1986
200 Meters	20.34	Atlee Mahorn	1986
400 Meters	45.62	Atlee Mahorn	1986
800 Meters	1:47.09	Mike White	1979
1500 Meters	3:43.62	David Torrence	2004
3000 Meters	8:07.27i	Giliat Ghebray	2004
3000 Meters SC	8:58.91	Steve Valen	1983
5000 Meters	14:02.27	Bolota Asmerom	1998
10,000 Meters	31:00.02	Peter Gilmore	1996
400m HH	51.31	Larry Cowling	1979
110m IH	13.8	Carl Florant	1974
	13.99	Keith Moten	1994
400m Relay	41.1	Adams, Brinksworth, Gould, Beaty	1963
1600m Relay	3:09.1	Courchesne, Fishback, Brown, Archibald	1962
High Jump	7-3.75	Teak Wilburn	2003
Pole Vault	17-5.75	Brent Burns	1988
Long Jump	25-6.5	Floyd Eddings	1978
Triple Jump	54-4	Ken Williams	1983
Shot Put	60-9.25	Rhuben Williams	2001
Discus	183-0	David Porath	1979
Hammer	229-0	Jari Matinolli	1986
Javelin	200-4	Adam Burgh	2004

MEN'S INDOOR RECORDS

Event	Mark	Athlete	Year
55m	6.25	Chris Huffins	Reno, NV 1992
60m	6.79	Chris Huffins	New York, NY 1992
200	21.26	Toby Atawo	Boise, ID 2003
400	47.69	Darrin Woods	Seattle, WA 2004
600	1:21.00	Randy Fair	Champaigne, IL 2004
800	1:52.73	Randy Fair	Seattle, WA 2004
Mile	4:02.52a	Richie Boulet	Reno, NV 1994
3000	7:56.4	Richie Boulet	New York, NY 1995
5000	15:03.57	Martin Conrad	Boise, ID 2003
55mh	7.29	Rod Jett	Indianapolis, IN 1989
60mh	7.96	Tim Bogdanof	Boise, ID 2003
4x400	3:13.44	D. Woods, Giron, C. Woods, Wright,	Seattle, WA 2004
DMR	9:58.98	Allen, Suddaby, Fair, Ghebray,	Seattle, WA 2004
HJ	7-2.50	Teak Wilburn	Pullman, WA 2004
PV	17-10.5	Brent Burns	Flagstaff, AZ 1994
LJ	25-11	Chris Huffins	Reno, NV 1993
TJ	54-2.5	Lenards Ozolinish	Indianapolis, IN 1995
SP	61-0.75	Rhuben Williams	Boise, ID 2004
Weight	64-10	Rhuben Williams	Seattle, WA 2004
Hept.	5437	Jonas Hallgrimsson	Seattle, WA 2004

WOMEN'S FRESHMEN RECORDS

Event	Mark	Athlete	Year
100 Meters	11.61	Antonette Carter	2003
200 Meters	23.50	Kelia Bolton	1979
400 Meters	52.53	Latasha Gilliam	1996
800 Meters	2:03:00	Louise Romo	1982
1500 Meters	4:21.66	Margaret Spotts	1982
3000 Meters	9:23.9	Sally Wood	1986
3000m SC	10:17.01	Abby Parker	2002
5000 Meters	15:46.8	Kirsten O'Hara	1985
10,000 Meters	33:44.19	Kirsten O'Hara	1985
100mH	13.60	Osarhiemen Omwanghe	2003
400mH	58.45	Roslyn Mack	1990
High Jump	6-0	Beth Vidakovits	1986
Pole Vault	11-11.75	Danielle Navarre	2002
		Leora Ward	2000
Long Jump	20-0	Sheila Hudson	1986
Triple Jump	44-3.50	Sheila Hudson	1986
Shot Put	48-2	Jenna Johnson	2001
Discus	166-10	Kim Kesler	1984
Hammer	193-0	Jennifer Joyce	1999
Javelin	134-1	Laura Baker	1989
Heptathlon	5235	Allison Eades	1984

WOMEN'S INDOOR RECORDS

Event	Mark	Athlete	Year
55m	7.12	O. Omwanghe	Reno, NV 2003
60m	7.54	Antonette Carter	Champaigne, Ill 2004
200	25.13	Stephanie Cowling	New York, NY 2004
800	2:06.82	Louise Romo	New York, NY 1984
Mile	4:54.58	Lisa Lopez	Indianapolis, ID 1995
3000	9:47.75	Abby Parker	Seattle, WA 2004
5000	17:17.92	Tenaya Sodeman	Reno, NV 1994
55mh	7.99	O. Omwanghe	Reno, NV 2003
60mh	8.48	O. Omwanghe	Boise, ID 2003
4x400	3:45.75	Cowling, Slaton, Omwanghe, Meredith,	Seattle, WA 2004
DMR	11:55.05	Maclise, Jarvis, Schmucker, Parker,	Seattle, WA 2004
HJ	5-7.5	Brooke Meredith	Fayetteville, AK 2004
PV	12-11.5	Kira Costa	Champaigne, Ill 2004
LJ	21-9.5	Sheila Hudson	Indianapolis, IN 1990
TJ	45-9	Sheila Hudson	Indianapolis, IN 1990
Shot	53-7.5	Dana Lawson	Fayetteville, AK 2001
Weight	60-0.5	Dana Lawson	Reno, NV 2001
Pent.	4189	Brooke Meredith	Fayetteville, AK 2004

THE BIG MEET: CAL vs. STANFORD

BIG MEET RECORDS

MEN'S RECORDS

100 Meters	Jimmie Johnson (Stanford)	10.46	1997
200 Meters	James Lofton (Stanford)	20.5	1978
400 Meters	Rene Rodriguez (Stanford)	46.37	1994
800 Meters	Ernie Cunliffe (Stanford)	1:47.7	1960
1500 Meters	Grant Robinson (Stanford)	3:42.14	2002
3000m SC	Brian Pettingill (Stanford)	8:48.3	1985
5000 Meters	Jason Balkman (Stanford)	13:52.85	1999
400m Relay	California (Dan Couser, Isaac Curtis, Dave Masters, Eddie Hart)	39.7	1970
1600m Relay	California (Glenn, D. Smith, Hengl, Beatty)	3:08.7	1966
110mHH	Rodd Jett (California)	13.82	1986
400mIH	Larry Cowling (California)	49.9	1982
Shot Put	Terry Albritton (Stanford)	67-9.25	1977
Discus	Dave Maggard, Jr. (California)	198-7	1985
Hammer	Dave Popejoy (Stanford)	231-1	1995
Javelin	Kenneth Churchill (California)	221-7	1931
High Jump	Brian Marshall (Stanford)	7-3.50	1985
Long Jump	Chris Huffins (California)	26-1.50	1991
Triple Jump	Mike Harris (California)	53-9.75	1990
Pole Vault	Bubba McLean (California)	18-0.50	2002

WOMEN'S RECORDS

100 Meters	Antonette Carter (California)	11.53	2004
200 Meters	Chryste Gaines (Stanford)	23.42	1992
400 Meters	Marian Franklin (California)	53.4	1980
800 Meters	Louise Romo (California)	2:04.10	1984
1500 Meters	Regina Jacobs (Stanford)	4:19.4	1983
3000 Meters	Alison Wiley (Stanford)	9:13.78	1984
3000m SC	Laura Turner (Stanford)	10:13.47	2002
5000 Meters	Alison Wiley (Stanford)	15:41.5	1983
400m Relay	Stanford (Janice Davis, Nashonme Johnson, Christine Moschella, Ashley Purnell)	44.37	2004
1600m Relay	Stanford (Chiny Offor, Christine Moschella, Keisha Gaines, Lindsey Johnson)	3:40.94	2004
100mH	Osarhiemen Omwanghe (California)	13.43	2004
400mH	Deanna Slaton (California)	58.06	2004
Shot Put	Jillian Camarena (Stanford)	57-04.75	2004
Discus	Carol Cady (Stanford)	200-9	1984
Hammer	Jennifer Joyce (California)	214-0	2002
Javelin	Summer Pierson (Stanford)	175-0	1998
High Jump	Lisa Bernhagen (Stanford)	6-2	1987
Long Jump	Sheila Hudson (California)	21-7.25	1990
Triple Jump	Jackie Edwards (Stanford)	43-0.50	1992
Pole Vault	Kathleen Donoghue (Stanford)	13-5.25	2002

MEN'S BIG MEET YEAR-BY-YEAR SCORING

Big Meet Record:	1978	Cal 86-68	1951	Stanford 74-57	1921	Cal 85-2/3 - 45-1/3	
Cal leads 64-44-2	1977	Cal 84-70	1950	Stanford 80-51	1920	Cal 70-61	
2004	Cal 96-66	1976	Cal 95-50	1949	Stanford 73-1/2 - 66-1/2	1919	Stanford 73-1/2 - 66-1/2
2003	Stanford 93-70	1975	Cal 103-43	1948	Cal 76-55	1918	Stanford 72-52
2002	Stanford 94-69	1974	Cal 100-44	1947	Cal 81-1/4 - 49-3/4	1917	Stanford 67-55
2001	Stanford 82-81	1973	Cal 84-70	1946	Cal 81-50	1916	Stanford 69-53
2000	Cal 84-79	1972	Cal 92-53	1943	Cal 85-46	1915	Stanford 62-60
1999	Cal 90-73	1971	Stanford 76-69	1942	Cal 91-40	1914	Stanford 66-5/6 - 55-1/6
1998	Cal 92-71	1970	Cal 95-59	1941	Cal 97-3/4 - 33-1/3	1913	Stanford 61-1/5 - 60-4/5
1997	Stanford 85-78	1969	Stanford 87-67	1940	Stanford 80-1/2 - 50-1/2	1912	Cal 80-5/21 - 41-16/21
1996	Cal 84-79	1968	Cal 100-45	1939	Cal 74-1/2 - 56-1/2	1911	Cal 87-2/3 - 34-1/3
1995	Cal 86-77	1967	Cal 76-69	1938	Cal 75-56	1910	Stanford 66-3/5 - 55-2/5
1994	Cal 113-50	1966	Stanford 83-62	1937	Stanford 77-1/3-53-2/3	1909	Stanford 66-56
1993	Cal 103-60		Stanford 80-65	1936	Stanford 75-3/8 - 55-5/8	1908	Cal 63-2/5 - 58-3/5
1992	Cal 115-47	1965	Stanford 87-58	1935	Cal 77-1/2 - 53-1/2	1907	Stanford 65-57
1991	Cal 99-64	1964	Stanford 80-65	1934	Stanford 81-50	1905	Cal 72-1/3 - 49-2/3
1990	Cal 85-77	1963	Stanford 92-53	1933	Stanford 95-36	1904	Stanford 69-53
1989	Cal 85-78	1962	Stanford 88-1/3 - 42-2/3	1932	Stanford 79-1/6 - 51-5/6	1903	Stanford 63-1/2 - 58-1/2
1988	Cal 82-81	1961	Cal 66-65	1931	Stanford 101-2/3 - 29-1/3	1902	Cal 78-1/2 - 43-1/2
1987	Cal 100-63	1960	Cal 72-1/3 - 58-2/3	1930	Stanford 83-1/15 - 47-14/15	1901	Cal 85-32
1986	Cal 112-44	1959	Cal 78-53	1929	Stanford 94-2/3 - 36-1/3	1900	Cal 84-34
1985	Cal 90-73	1958	Cal 85-46	1928	Stanford 90-1/2 - 40-1/2	1899	Cal 74-43
1984	Cal 108-54	1957	Cal 72-59	1927	Stanford 90-2/3 - 40-1/3	1898	Cal 88-38
1983	Cal 116-35	1956	Stanford 85-46	1926	Stanford 69-62	1897	Cal 62-1/2 - 49-1/2
1982	Cal 90-64	1955	Stanford 87-44	1925	Stanford 66-65	1896	Tie 56-56
1981	Cal 95-58	1954	Cal 80-51	1924	Stanford 82-49	1895	Cal 67-45
1980	Cal 113-41	1953	Cal 68-63	1923	Cal 82-1/2 - 48-1/2	1894	Cal 90-36
1979	Cal 117-37	1952	Stanford 70-61	1922	Tie 65-1/2 - 65-1/2	1893	Cal 91-35

WOMEN'S BIG MEET YEAR-BY-YEAR SCORING

Big Meet Record:	1999	Stanford 92-71	1992	Stanford 83-62	1985	Stanford 78-67	
Stanford leads 15-10	1998	Stanford 113-50	1991	Stanford 98-47	1984	Stanford 80-59	
2004	Stanford 108-55	1997	Stanford 84-70	1990	Cal 77-68	1983	Stanford 79-56
2003	Stanford 111-51	1996	Cal 83-71	1989	Cal 86-59	1982	Cal 84-43
2002	Stanford 101-62	1995	Cal 75-70	1988	Stanford 74-70	1981	Stanford 70-57
2001	Stanford 101-1/2 - 60-1/2	1994	Cal 73-72	1987	Cal 93-50	1980	Cal 113-1/2 - 28-1/2
2000	Cal 83-2/3 - 79-1/3	1993	Stanford 74-71	1986	Cal 97-48		

DUAL MEET HISTORY

MEN'S RECORD

Year	W	L	Conference	NCAA
1901	3	0	-	-
1902	2	2	-	-
1903	0	1	-	-
1904	0	1	-	-
1905	1	0	-	-
1906	1	0	-	-
1907	1	1	-	-
1908	3	0	-	-
1909	2	1	-	-
1910	2	2	-	-
1911	1	0	-	-
1912	2	0	-	-
1913	2	2	-	-
1914	2	2	-	-
1915	4	1	-	-
1916	3	1	-	-
1917	4	1	-	-
1918	1	2	-	-
1919	3	1	1st	-
1920	6	0	1st	-
1921	6	0	1st	DNC
1922	5	0	1st	1st
1923	6	0	1st	DNC
1924	3	1	3rd	Not Contested
1925	4	1	1st	5th
1926	4	2	3rd	DNC
1927	3	2	3rd	DNC
1928	1	4	3rd	DNC
1929	1	3	6th	DNC
1930	1	4	6th	DNP
1931	3	3	7th	DNC
1932	1	4	6th	DNC
Walter Christie 81-42 (.659, 32 seasons)				
1933	5	2	5th	DNC
1934	5	4	5th	12th
1935	6	1	5th	3rdT
1936	4	3	3rd	7th
1937	2	4	4th	12th
1938	4	1	3rd	18th
1939	4	2	3rd	11th
1940	3	3	3rd	3rd
1941	4	1	2nd	3rd
1942	3	1	2nd	3rd
1946	6	3	3rd	23rd
1947	3	3	3rd	31st
1948	3	2	3rd	5th
1949	6	2	4th	23rd
1950	7	3	3rd	6th
1951	5	4	2nd	20th
1952	4	2	3rd	10th
1953	7	2	2nd	9th
1954	6	2	2nd	3rd
1955	2	5	7th	DNS
1956	4	4	5th	11th
1957	6	2	5th	2nd
1958	4	3	2nd	10th
1959	6	2	5th	51st

1960	4	4	3rd	16th
1961	2	5	3rd	40th
1962	1	6	4th	7th
1963	3	4	3rd	11th
1964	4	4	2nd	3rdT
1965	2	8	3rd	4th

Brutus Hamilton 125-92 (.576, 30 seasons)

1943	5	0	3rd	2nd
1944	3	2	2nd	DNC
1945	2	4	3rd	DNC

Al Ragan 10-6 (.625, 3 seasons)

1966	2	10	5th	18th
1967	3	5	5th	25th
1968	5	4	4th	10thT
1969	6	5	5th	DNS

Sam Bell 16-24 (.400, 4 seasons)

1970	5	4	3rd	7th
1971	6	4	4th	7th
1972	5	3	5th	DNS

Dave Maggard 16-11 (.593, 3 seasons)

1973	8	3	7th	19th
1974	5	3	6th	15thT
1975	6	3	7th	15thT
1976	5	3	6th	12thT
1977	5	5	6th	21stT
1978	5	4	7th	DNS
1979	5	4	7th	27th
1980	7	1	5th	41st
1981	6	2	4th	10th
1982	9	2	5th	8th
1983	5	3	5th	67th
1984	6	3	6th	48th
1985	12	1	2nd	50th
1986	10	2	4th	12th
1987	10	2	5th	66th
1988	7	2	5th	5thT
1989	5	3	7th	DNS
1990	10	3	5th	50thT
1991	10	2	3rd	32nd
1992	8	3	7th	17thT
1993	12	0	4th	14th
1994	4	2	4th	72ndT
1995	11	1	6th	28thT
1996	6	1	6thT	26thT
1997	11	3	8th	40th
1998	18	2	8th	27thT
1999	11	2	8th	32ndT
2000	12	2	8th	21stT
2001	10	3	6th	22nd
2002	8	6	9th	68thT

Erv Hunt 247-76 (.765, 30 seasons)

2003	0	1	-	DNS
2004	1	0	7th	59thT

Chris Huffins 1-1 (.500, 2 seasons)

TOTAL 496-252-1 (.662, 104 seasons)

WOMEN'S RECORDS

Year	W	L	Conference	NCAA
1974	-	-	-	DNC

Kathy Sackman

1975	-	-	-	DNC
------	---	---	---	-----

June Scopinich

1976	2	3	3rd	DNC
1977	3	1	4th	DNS

Pat Stocking 5-4 (.556, 2 seasons)

1978	1	2	-	DNC
1979	2	3	-	28th
1980	6	0	NS	15th

Marilyn King 9-5 (.643, 3 seasons)

1981	0	3	-	34th
1982	1	0	-	2nd/39th*

Vern Gambetta 1-3 (.250, 2 seasons)

1983	0	1	3rd	49th
1984	3	3	3rd	38th
1985	1	4	4th	40th
1986	3	2	3rd	31st
1987	4	4	7th	11thT
1988	2	5	7th	17thT
1989	5	4	8th	57th
1990	6	1	4th	11th
1991	1	4	8th	DNS

Tony Sandoval 25-28 (.472, 9 seasons)

1992	5	6	9th	54thT
1993	7	4	9th	DNS
1994	3	2	9th	DNS
1995	11	1	3rd	57thT
1996	6	2	6th	55thT
1997	11	2	7th	30thT
1998	13	7	9th	57thT
1999	10	4	9th	48thT
2000	11	2	8th	19thT
2001	7	6	7th	60thT
2002	10	4	8th	29thT

Erv Hunt 94-30-1 (.756, 11 seasons)

2003	4	2	-	DNS
2004	0	1	5th	34thT

Chris Huffins 4-3 (.571, 2 seasons)

TOTAL 138-83-1 (.624, 31 seasons)

*Note: In 1982, Cal competed in both the AIAW (2nd) and NCAA (39th) championships.

Prior to 1982, the AIAW conducted the national women's meets.

(1 tie for women was in 2000)

ALL-TIME TOP 10

MEN

Name Year Time

100 METERS

(* 100m hand time + 0.24)

1. Atlee Mahorn	1990	10.18
2. Mike Farmer	1978	10.33
3. Leamon King	1956	10.34*
4. Chris Huffins	1991	10.39
5. Eddie Hart	1970	10.44*
6. Roy Mosely	1983	10.46
7. Jason Manley	1999	10.47
Phillip Pipersburg	1999	10.47
9. Keith Taylor	1977	10.48
10. Jerrod Cherry	1995	10.49


100 YARDS

1. Leamon King	1956	9.3
2. Eddie Hart	1970	9.3
Issac Curtis	1970	9.3
3. Hal Davis	1942	9.4

200 METERS

(* 220y hand time + 0.14)

1. Atlee Mahorn	1988	20.20
2. Eddie Hart	1970	20.64*
3. Roy Mosely	1983	20.65
4. Dave Masters	1970	20.74*
5. Larry Cowling	1982	20.78
6. Keith Taylor	1977	20.82
7. Peter Howard	1986	20.92
8. Isaac Curtis	1970	20.94*
9. Jim Williams	1984	21.01
Derek Robinson	1981	21.01



Eddie Hart

400 METERS

(* 400m hand time + 0.14)

1. Peter Howard	1985	45.46
2. Atlee Mahorn	1986	45.62
3. Grover Klemmer	1941	46.14*
Jack Yerman	1960	46.14*
Dave Archibald	1962	46.14*
Forrest Beaty	1965	46.14*
7. Archie Williams	1936	46.24*
Dave Timmons	1982	46.24*
9. Paul Wallace	1977	46.39
10. Walt Jones	1986	46.45

800 METERS

(* 880y hand time - 0.6)

1. Rick Brown	1972	1:45.4
2. James Robinson	1976	1:45.86
3. Don Bowden	1957	1:46.6*
4. Mike White	1981	1:46.78
5. Jerry Siebert	1960	1:46.8
6. Andy Clifford	1979	1:47.3
7. John Drew	1971	1:48.0*
8. Dave Ottaway	1988	1:48.19
9. Cliff West	1972	1:48.2*
10. Dave Fishback	1965	1:48.6*

1500 METERS

(* Mile hand time - 18.0)

1. Andy Clifford	1979	3:39.9
2. Don Bowden	1957	3:40.7*
3. Bolota Asmerom	2000	3:41.97
4. Jay Marden	1984	3:42.1*
5. Dave Ottaway	1989	3:42.72
6. Richie Boulet	1994	3:43.01
7. David Torrence	2004	3:43.62
8. Tom Downs	1984	3:44.26
9. Ronen Maoz	1984	3:44.34
10. Reggie Williams	1991	3:44.76

MILE

1. Don Bowden	1957	3:58.7
2. Andy Clifford	1979	3:59.59
3. Jay Marden	1986	4:00.1
4. Cliff West	1972	4:02.7
5. John Drew	1971	4:03.7

3000 METER

1. Richie Boulet	1995	7:56.5 i
2. Giliat Ghebray	2003	8:15.16 i
2. Girmay Guangul	2003	8:15.16 i
4. Bolota Asmerom	2001	8:18.56
5. Carlos Carballo	2003	8:23.17 i
6. Steve Moreno	2000	8:27.3
7. Kevin Davis	2004	8:28.27 i
8. David Torrence	2004	8:36.82

3000 METER SC

1. Gary Blume	1979	8:36.67
2. Jason Flamm	1987	8:44.77
3. Bob Price	1967	8:44.8
4. Mike Dyer	1981	8:46.6
5. Mark LaBonte	1982	8:49.0
6. Sam Skinner	1985	8:51.38



Larry Cowling

7. Kevin Davis	2004	8:55.56
8. Martin Conrad	2002	8:56.65
9. Andy Bupp	1994	8:58.27
10. Steve Valen	1983	8:58.91

5000 METERS

(* 3 mile +28 seconds)

1. Bolota Asmerom	2001	13:31.88
2. Tom Downs	1982	13:40.39
3. Jay Marden	1986	13:47.78
4. Richie Boulet	1996	13:49.47
5. Simon Mudd	1998	14:00.27
6. Felix Elieff	1980	14:02.5
7. Gary Blume	1979	14:04.6 *
8. W. Schmulewicz	1975	14:10.8*
9. Brad Duffy	1977	14:11.5 *
10. Rich McCann	1981	14:12.74

10,000 METERS

1. Girmay Guangul	2003	29:17.78
2. Rich McCann	1981	29:24.3
3. Peter Gilmore	2000	29:37.24
4. Steve Moreno	1999	29:43.56
5. Hal Schultz	1980	29:44.4
6. Corey Creasey	2002	29:49.60
7. Carlos Carballo	2003	29:53.60
8. Gary Blume	1979	29:57.8
9. Brian Maxwell	1975	29:58.6
10. Mike McCollum	1983	30:07.0

110-METER HURDLES

(* = 120y hand time + 0.27)

1. Larry Cowling	1982	13.39
2. Tim Bogdanof	2003	13.51
3. Rod Jett	1988	13.64
4. Carl Florant	1976	13.85
5. Pat Duffy	1985	13.86
6. Leonard Robinson	1983	13.90
7. Keith Moten	1995	13.96
8. Kevin McPherson	1989	14.00
9. B.J. Carmichael	1980	14.03
10. McKinley Mosely	1974	14.07*

400-METER HURDLES

(*400m hand time + 0.14)

1. Larry Cowling	1982	48.46
2. Leonard Robinson	1983	49.55
3. Quentin Wheeler	1979	49.64*
4. Paddy McCrary	1968	49.74*
5. Lloyd Guss	1982	49.98
6. Jim Scannella	1984	50.09
7. Dave Chesarek	1986	50.35
Ahmad Wright	2004	50.35
9. Rod Jett	1987	50.47
10. Walter Pratt	1978	50.52

400-METER RELAY

(* 440y auto timing - 0.23;
+ 440y hand time -.06)

1. 39.11* (39.34y)	1975
Strickland, Burns, Nichols, Walker	
2. 39.43	1986
Jett, Gonsolin, Howard, Mahorn	
3. 39.50	1987
Jett, Gonsolin, Rogers, Mahorn	
4. 39.74+ (39.8y)	1969
Smyth, Richards, Smith, Masters	
39.74+ (39.8y)	1970
Couser, Curtis, Masters, Hart	
6. 39.76* (39.99y)	1977
Smith, Wallace, Walker, Taylor	
7. 39.94+ (40.0y)	1974
Walker, Mosely, Stickland, Burns	
39.94	1986
Jones, Gonsolin, Howard, Mahorn	
9. 39.97	1981
Mathis, Cowling, Williams, Robinson	

800-METER RELAY

(* 880y - 0.6)

1. 1:22.5* (1:23.1y)	1975
Strickland, Burns, Nichols, Walker	
2. 1:22.8* (1:23.4y)	1977
Smith, Wallace, Walker, Taylor	
3. 1:23.6* (1:24.2y)	1980
Kelly, Rachal, Wright, Robinson	



Richie Boulet

1600-METER RELAY

(* Mile Relay -1.1)

1. 3:03.91	1976
Wallace, Walker, Mosely, Robinson	
2. 3:04.46	1982
Scannella, Guss, Cowling, Timmons	
3. 3:04.48* (3:05.58y)	1975
Grasha, Burns, Walker, Robinson	
4. 3:05.77	1986
Chesarek, Howard, Jones, Mahorn	
5. 3:05.7h	1982
Scannella, Bonner, Guss, Timmons	
6. 3:06.11	1985
Jett, Jones, Timmons, Howard	
7. 3:06.1h	1983
Scannella, Smith, Howard, White	
8. 3:06.2* (3:07.3y)	1980
Kelly, Cowling, Guss, White	
9. 3:06.3* (3:07.4y)	1964
Courchesne, Fishback, Beaty, Archibald	
10. 3:06.4* (3:07.5y)	1965
Glenn, Fishback, Beaty, Archibald	
3:06.4* (3:07.5y)	1968
J. Smith, D. Smith, Hengle, Weddle	

3200-METER RELAY

(* 2 mile Relay - 2.5)

1. 7:18.4* (7:20.9y)	1958
Orme, Siebert, Yerman, Bowden	
2. 7:19.9*	1976
Bay, Clifford, Morgan, Robinson	

SPRINT MEDLEY RELAY

(* yards - 1.2)

1. 3:17.6* (3:18.8y)	1958
Yerman, White, Upshaw, Bowden	

DISTANCE MEDLEY RELAY

(* yards - 3.3)

1. 9:37.6* (9:49.9y)	1979
O'Reilly, Smith, White, Clifford	
2. 9:39.0* (9:40.3y)	1957
Stewart, Orme, House, Bowden	
3. 9:42.6	
California team	1980

HIGH JUMP

1. Jeff Rogers	1990	7-5.75
2. John Morris	1984	7-5.25
3. Teak Wilburn	2004	7-5
4. Greg Walker	1997	7-4.5
5. Mike Harris	1987	7-4.5
6. Kevin Keane	1994	7-3.5
7. Clarence Johnson	1967	7-3.25
8. Mike Nelson	1981	7-2.25
9. Jim O'Sullivan	1991	7-1
Tom Murphy	1976	7-1
David Glasgow	2004	7-1

POLE VAULT

1. Brent Burns	1992	18-8.25
2. Clarence Phelps	1997	18-5.25
3. Robert McLean	2002	18-0.5
4. Bevan Hart	2000	17-9.25
5. Ross McAlexander	1982	17-5.5
6. Amit Barken	1996	17-5.50



Brent Burns

7. Larry Hintz	1976	17-0.25
8. Ross Bomben	1997	16-8.75
Sean Haworth	1994	16-8.75
Bill Shepard	1988	16-8.75

LONG JUMP

1. Curtis Rogers	1985	26-6.25
2. Chris Huffins	1993	26-3.5
3. Lee Adkins	1994	26-0.75
4. Floyd Eddings	1978	25-6.5
5. Chris Ferreira	1996	25-6.25
6. Ken Smith	1984	25-6
7. Paul Bates	1981	25-4.25
8. Alonzo Levingston	1990	25-4
9. Kevin Smith	1990	25-3.25
10. Arnold Nutting	1938	25-2.75
Stan Royster	1968	25-2.75

TRIPLE JUMP

1. Ken Williams	1985	55-0
2. Michael Marlow	1979	54-6.75
3. Paul Bates	1981	54-4.5
4. Mike Harris	1990	54-2.5
Lenards Ozolinis	1995	54-2.5
6. Jim Fraser	1971	53-0.25
7. Chris Huffins	1991	52-11.5
8. Harold Rucker	1990	52-11
9. Dmitry Piterman	1986	52-10
Bruce Giron	2004	52-10

current athletes in bold

* converted from hand-timed or yard performance

SHOT PUT

1. Dave Porath	1981	66-3
2. Rhuben Williams	2004	64-9.75
3. Dave Maggard, Jr.	1985	63-9
4. Bruce Parker	1981	62-5.25
5. Amin Nikfar	2004	61-11
6. Nate DeSomber	2001	61-7
7. R. Jimenez-Gaona	1992	60-1
8. Paul Rosati	1986	59-10.5
9. Roland Anderson	1990	59-9.5
10. Dave Maggard	1962	59-8.75

DISCUS

1. R. Jimenez-Gaona	1992	210-11
2. Dave Porath	1981	209-4
3. Kari Nisula	1986	202-2
4. Jim Penrose	1972	201-3
5. Scott Overton	1977	200-1
6. Dave Maggard, Jr.	1985	198-7
7. John Wirtz	1993	193-8
8. Tony Hill	1981	189-4
9. Paul Santiago	1977	187-11
10. Jon Paxton	1999	186-6

HAMMER

1. Jari Matinolli	1986	229-0
2. Travis Nutter	1998	225-6
3. Demien Luper	1993	210-4
4. Rhuben Williams	2004	205-2
5. Garrett Collier	2000	203-6
6. Roland Anderson	1991	196-7
7. Ryan Carcione	1996	194-9
8. Nick White	1989	192-4
9. John Bavovinac	1998	187-1
10. Zech Whittington	2002	183-10

JAVELIN (SINCE 1986)

1. Joe Berro	2003	229-0
2. Ilpo Poutianen	1986	222-0
3. John Cummings	1992	215-7
4. Andrew Kearns	1996	202-8
5. Ross Bomben	1997	200-5
6. Adam Burgh	2004	200-4
7. Scott Gonsolin	1987	198-11
8. John Lally	1994	198-1
9. Chris Huffins	1993	193-8
10. Kevin Keane	1992	192-0

JAVELIN (PRE 1986)

1. Bruce Kennedy	1973	267-4
2. Gary Pennington	1969	248-7
3. Wayne Guy	1978	240-8

DECATHLON

1. Chris Huffins	1993	8007
2. Bevan Hart	2000	8002
3. Ross Bomben	1998	7808
4. Dave Steen	1980	7778
5. Steve Denger	1987	7472
6. Ed Miller	1976	7443
7. Bob Clark	1934	7353
8. Greg Canfield	1978	7276
9. Scott Sobieralski	2004	7215
10. Matt Blair	2001	7208



Latasha Gilliam

WOMEN

Name Year Time

100 METERS

(* 100m hand time + 0.24)

1. Antonette Carter	2004	11.49
2. Kelia Bolton	1979	11.64
3. Latasha Gilliam	1996	11.70
4. Zhauntel Holman	2000	11.74
5. Elaine Parker	1980	11.81
6. Kim White	1982	11.84
7. Wanda Smith	1983	11.85
Mona Simmons	1990	11.85
Tiffany Johnson	2004	11.85
10. Mina Hutchins	1990	11.90

200 METERS

(* 220y hand time + 0.14)

1. Antonette Carter	2004	23.26
2. Kelia Bolton	1979	23.50
3. Kim White	1982	23.54*
4. Latasha Gilliam	1996	23.62
5. Elaine Parker	1979	23.81
6. Mona Simmons	1990	23.93
7. Connie Culbert	1983	23.98
8. Roslyn Mack	1990	24.22
9. Jeannie Arnold	1984	24.23
10. Marian Franklin	1980	24.24
Erica Harris	1983	24.24*
Andreen Alvarenga	1989	24.24*

400 METERS

(* 400m hand time + 0.14)

1. Latasha Gilliam	1996	52.53
2. Marian Franklin	1980	52.90
3. Marilyn Neufville	1976	52.93
4. Kim White	1982	53.54*
5. Chantal Reynolds	1996	53.59
6. Connie Culbert	1983	53.86
7. Kelia Bolton	1979	54.00
8. Andreen Alvarenga	1985	54.09
9. Roslyn Mack	1990	54.25
10. Maya Greene	1995	54.44

800 METERS

(* = 880 - 0.6)

1. Louise Romo	1984	2:01.59
2. Erin Belger	2002	2:04.39
3. Chloe Jarvis	2003	2:05.12
4. Elissa Riedy	1998	2:05.37
5. Laura Baker	1992	2:05.57
6. Ally Lombardi	1998	2:07.39
7. Trescia Palmer	1984	2:07.44
8. Marilyn Davis	1987	2:07.55
9. Marilyn Neufville	1975	2:07.6*
10. Alice Trumbly	1980	2:07.8*

1500 METERS

1. Louise Romo	1984	4:09.29
2. Alice Trumbly	1980	4:17.58
3. Elissa Riedy	1997	4:17.9
4. Marilyn Davis	1987	4:18.58
5. Margaret Spotts	1982	4:21.6
6. Cindy Schmandt	1981	4:22.51
7. Bridget Duffy	2004	4:22.55
8. Magdalena Lewy	1997	4:23.2
9. Sabrina Han	1990	4:23.3
10. Lisa Lopez	1995	4:23.44

3000 METERS

1. Marilyn Davis	1986	9:21.43
2. Sally Wood	1986	9:24.0
3. Magdalena Lewy	1997	9:25.93
4. Cindy Schmandt	1981	9:25.9
5. Kirsten O'Hara	1985	9:28.7
6. Sabrina Han	1990	9:29.56
7. Louise Romo	1984	9:32.64
8. Sue Richter	1979	9:33.0
9. Lori Riedy	1998	9:36.45
10. Rae Ann Stiger	1989	9:36.4

3000-METER STEEPLECHASE

1. Marielle Schulueter	2002	10:22.38
2. Abby Parker	2003	10:40.37
3. Lauren Barbieri	2004	11:49.52
4. Lisa Sandoval	2004	12:02.75

5000 METERS

1. Kirsten O'Hara	1985	15:46.8
2. Magdalena Lewy	1997	16:04.86
3. Sally Wood	1986	16:16.85
4. Suzanne Richter	1979	16:24.1
5. Sabrina Han	1990	16:25.41
6. Jan Oehm	1979	16:26.8
7. Lynne Hjelte	1980	16:28.2
8. Marilyn Davis	1987	16:33.93
9. Lori Riedy	1998	16:44.92
10. Janet Bowie	1993	16:45.6

10,000 METERS

1. Kirsten O'Hara	1985	32:40.76
2. Jan Oehm	1980	33:55.59
3. Sabrina Han	1990	34:00.2
4. Janet Bowie	1993	34:03.20
5. Tenaya Soderman	1994	35:01.48
6. Sally Wood	1986	35:34.44
7. Sally Metteer	1979	35:46.0
8. Eugenia Zorich	1979	36:37.6
9. Kristen Hansen	1987	36:46.0
10. Marcia White	1982	36:52.9

100 METER HURDLES

(* = 120y hand time + 0.27)

1. Osarhiemen Omwanghe	2004	13.43
2. Laurie Smith	1992	13.58
3. April Holliverse	2000	13.82
4. Cheryl Hawthorne	1980	13.86
5. Helga Halldorsdottir	1985	13.91
6. LaShawn McBride	1991	14.03
7. Raven Viltz	1990	14.09
8. Michelle Hawthorne	1979	14.12
9. Missy Vanek	2000	14.15
10. Masha Meyman	2003	14.17

400 METER HURDLES

1. Helga Halldorsdottir	1986	57.61
2. Deanna Slaton	2004	57.85
3. Roslyn Mack	1990	58.45
4. Michelle Hawthorne	1979	58.86
5. Roberta Eccles	1985	59.12
6. April Holliverse	2000	59.22
7. Lavinia Henlon	1996	59.52
8. Beth Vidakovits	1989	59.55
9. Jamila English	1997	59.56
10. Nneka Black	1996	59.74

400 METER RELAY

(* 440y hand - 0.06)

1. 44.28	2004
Omwanghe, T. Johnson, Hawes, Carter	
2. 45.01	2003
Earls, Omwanghe, Hawes, Carter	
3. 45.61	1991
Mitchell, Ervin, J. Mack, R. Mack	
4. 45.67	1999
Corley, Gilliam, Mazik, Holman	
5. 45.68	1996
Upshaw, Greene, Hayes, Gilliam	
6. 45.75	2000
Groce, Vanek, Holliverse, Holman	
7. 45.79	1999
Oyenuga, Gilliam, Mazik, Holman	
8. 45.93	1989
Rogers, Smith, Simmons, Alvarenga	
9. 45.94*	1990
Hudson, Hutchins, Simmons, Alvarenga	
10. 46.03	1979
Hawthorne, Banks, Parker, Bolton	

1600 METER RELAY

1. 3:35.56	1996
Reynolds, Greene, Henlon, Gilliam	
2. 3:38.38	2003
Cowling, Jarvis, Omwanghe, Slaton	
3. 3:38.55	1995
Reynolds, Henlon, Janssen, Greene	
4. 3:39.74	1990
J. Mack, Baker, R. Mack, Alvarenga	
5. 3:40.08	1982
Culbert, Meinbress, Romo, White	
6. 3:40.11	1997
Black, Serrano, Gilliam, Reynolds	
7. 3:40.1	1991
R. Mack, Baker, J. Mack, Alvarenga	
8. 3:40.29	1986
Cunningham, Romo, Eccles, Halldorsdottir	
9. 3:40.60	1983
Smith, Harris, Romo, Culbert	

10. 3:40.94	1993
J. Mack, R. Mack, Henlon, Alvarenga	

3200 METER RELAY

1. California team	1980	8:53.2
--------------------	------	--------

HIGH JUMP

1. Beth Vidakovits	1989	6-0.75	
2. Kathy Raugust	1982	5-10.50	
3. Ifeoma Ozoeze	1995	5-10	
Chi Johnson		1996	5-10
Tiffany Barnett		2001	5-10
6. Jamila Churchill	1997	5-9.75	
7. Lauren Dudugian	2000	5-9.25	
8. Cynthia Mallory	2002	5-8.75	
Missy Vanek		2000	5-8.75
10. Maggie Van Zeeland	1982	5-8.25	



Erin Belger

POLE VAULT

1. Maria Lopez	2001	13-2.5
2. Leora Ward	2002	13-0.25
3. Kira Costa	2004	12-11i
4. Danielle Navarre	2003	12-5.5
5. Karen Lewis	1999	10-0

LONG JUMP

1. Sheila Hudson	1990	22-1	
2. Rosalyn Mitchell	1989	20-10	
3. Mona Simmons	1990	20-9.25	
4. Crystal Hayes	1995	20-5.75	
Grace Upshaw		1997	20-5.75
6. Reynda King	2001	20-2.5	
7. Kenya Corley	2000	20-1.75	
8. Antonette Carter	2004	20-01.50	
9. Amy Littlepage	1996	19-11.5	
10. Stacey Rogers	1989	19-10.25	
Crissy Cerkel		1990	19-10.25

TRIPLE JUMP

1. Sheila Hudson	1990	46-0.75
2. Amy Littlepage	1997	44-0.5
3. Reynda King	2000	42-0.75
4. Shawna Adkins	2001	41-1.75
5. Trinety White	2002	40-11
6. Ine Jones	1997	40-9
7. Chi Johnson	1993	39-6.5
8. Crissy Cerkel	1988	39-3
9. Qadriyya Abdulla	2004	38-4.25

10. Dawn Brown	1988	38-3.5
----------------	------	--------

SHOT PUT

1. Kristin Heaston	1999	54-4.75
2. Dana Lawson	2001	53-7.5i
3. Jenna Johnson	2004	50-02.75
4. Missy Maloata	1994	49-11
5. Cindi Durchslag	1985	48-6
6. Sheni Russell	2002	47-5
7. Sue Springer	1983	46-9
8. Tamrya d'Artenay	2003	45-11.75
9. Latonia Floyd	1985	45-11.5
10. Cindy Banks	1980	44-11.5

DISCUS

1. Sheni Russell	2004	181-02
2. Kim Kesler	1987	178-10
3. Jennifer Joyce	2002	178-3
4. Gale Zaphiropoulos	1980	177-2
5. Dana Lawson	2001	175-11
6. Annette Kailihiwa	1995	173-9
7. Kristin Heaston	1999	168-5
8. Cindi Durchslag	1985	164-7
9. Ericka Dice	1995	163-0
10. Sue Springer	1983	162-4

HAMMER

1. Jennifer Joyce	2002	214-0
2. Dana Lawson	2001	189-11
3. Giulia Urlando	2004	181-02
4. Alexandra Hunnings	2004	176-11
5. Sheni Russell	2002	176-3
6. Ericka Dice	1995	175-6
7. Nadia Lopez	1998	174-2
8. Carrie Johnson	2004	173-00
9. Tamrya d'Artenay	2002	165-6
10. Jennifer Ladouceur	2003	149-10

JAVELIN (SINCE 1999)

1. Brooke Meredith	2004	148-0
2. Missy Vanek	2002	142-5
3. Shawna Adkins	2002	137-11
4. Trinety White	2004	136-3
5. Elzunia Lamb	2004	126-10
6. Jennifer Ramos	2002	124-6
7. Aliah Abdo	2002	115-8
8. Lori Nolte	1998	107-11
9. Alexandra Hunnings	2004	102-8

JAVELIN (PRE-1999)

1. Kristen Engle	1982	170-7
2. Ingrid Bailey	1986	168-4
3. Tiffany Janssen	1995	151-0
4. Cindy Banks	1979	144-5
5. Cindi Durchslag	1985	144-2
6. Allison Eades	1987	143-3
7. Laura Baker	1990	141-2
8. Laura Devine	1975	138-6
9. Martha Hill	1985	138-5

HEPTATHLON

1. Ifeoma Ozoeze	1995	5624
2. Missy Vanek	2000	5614
3. Kathy Raugust	1982	5514
4. Brooke Meredith	2004	5511
5. Laura Baker	1990	5377
6. Tiffany Janssen	1995	5354
7. Shawna Adkins	2002	5259
8. Allison Eades	1984	5235
9. LaShawn McBride	1989	5219
10. Chris Viguie	1982	5161

CAL'S NCAA HISTORY

CAL MEN AT THE NCAA CHAMPIONSHIPS

1922 (1ST, 28 PTS)

Jack Merchant (1st, Shot Put, 44-6.5; 1st, Hammer 161-4; 4th, LJ, 23-4)
Allen Norris (1st, PV, 12-6)
Brick Muller (2nd, LJ, 23-8.25; 3rd, HJ, 6-1.5; 4th, Discus, 127-8)
Harry McDonald (2nd, 440y, 49.9)
Sandy Sorrenti (3rd, Javelin, 188-11)
Jack Witter (3rd, Shot Put, 43-2)
Ted Treyer (5th, HJ, 5-9)

1925 (5TH, 9 PTS)

Oather Hampton (t1st, HJ, 6-2)
Elmer Gerkin (2nd, Shot Put, 47-3)
Ivan Johnson (2nd, 440y)
Phil Barber (4th, 220y)
Elmer Boyden (5th, 880y)
Glenn Dodson (6th, Javelin)
Willard Hill (t6th, PV)

1930 (5 PTS)

Kenneth Churchill (1st, Javelin, 204-2)

1931 (10 PTS)

Kenneth Churchill (1st, Javelin, 215-0)

1934 (12TH, 11 PTS)

Bob Clark (2nd, LJ)
Charles Van Tress (t3rd, PV)

1935 (T3RD, 20 PTS)

George Anderson (3rd, 100y; 3rd, 220y)
Jack Mauger (t3rd, PV, 13-9.75)
Glenn Randell (6th, Discus, 149-10)
Gary Haskell (6th, PV)
Tom Moore (7th, 120h)

1936 (7TH, 17 PTS)

Archie Williams (1st, 440y, 47.0)
George Mackey (3rd, Shot Put, 49-4.5)
Dell Fishback (6th, 220h)
Greg Stout (7th, 400h)

1937 (12TH, 10 PTS)

Arnold Nutting (2nd, LJ, 25-3)
Guy Manuel (6th, LJ, 24-5)
Les Voorhees (6th, Two Mile, 9:15.9)

1938 (18TH, 9 PTS)


George Amderson (4th, 220h)
Arnold Nutting (t4th, LJ, 24-8.5)
Guy Manuel (6th, LJ, 24-5.5)
Leonard Spencer (6th, Mile)

1939 (11TH, 11 PTS)

Don Watts (2nd, 440y)
Guy Manuel (5th, LJ, 24-0)
Keith Monroe (5th, PV, 13-10)

1940 (3RD, 24 PTS)

Martin Biles (1st, Javelin, 204-10)
Guinn Smith (t2nd, PV, 13-6)
Herb Michael (3rd, Shot Put, 52-10)
Denzil Widell (5th, 880y)
Barney Wolf (6th, Discus, 150-0)



Don Bowden

1941 (3RD, 49 1/24 PTS)

Martin Biles (1st, Javelin, 220-1)
Guinn Smith (t1st, PV, 14-2)
Robert Biles (3rd, Javelin, 208-4)
Grover Klemmer (3rd, 440y, 46.5)
Luther Nichols (t3rd, PV, 13-6)
Clarence Barnes (3rd, 880y, 1:51.7)
Barney Wolf (3rd, Discus)
Dick Peter (5th, Mile, 4:12.7)
Fay Froom (6th, 440y, 47.9)

1942 (3RD, 30.5 PTS)

Harold Davis (1st, 100y, 9.6; 1st, 220y, 21.2)
Robert Biles (1st, Javelin, 213-9.75)
Keith Grosward (t6th, PV, 13-0)
Luther Nichols (t6th, PV, 13-0)

1943 (2ND, 39 PTS)

Harold Davis (1st, 100y, 10.0; 1st, 220y, 21.3)
Ralph Dewey (2nd, Mile)
Keith Grosward (2nd, PV, 13-10)
Lee Angelich (5th, 120h; 6th, 220h)

1946 (23RD, 6.75 PTS)

Max Yerxa (3rd, Javelin, 188-9)
Chuck Hanger (t5th, HJ, 6-4)

1947 (31ST, 4 PTS)

Richard Millington (4th, Discus, 148-3)
Don Anderson (7th, 100y; 7th, 220y)

1948 (5TH, 19.25 PTS)

Don Anderson (2nd, 100y)
Francis Friedenbach (2nd, Javelin, 204-5)
Chuck Hanger (t3rd, HJ, 6-6)

1949 (23RD, 6 PTS)

George Roseme (4th, Javelin, 204-2)
Rod Grant (5th, LJ, 23-2.75)

1950 (6TH, 20 PTS)

Don Anderson (2nd, 100y, 9.9; 2nd, 220y, 21.6)
George Roseme (4th, Javelin, 199-2)

1951 (20TH, 8 PTS)

John White (2nd, Javelin, 212-10)

1952 (10TH, 17.25 PTS)

George Roseme (1st, Javelin, 228-8.75)
Lon Spurrier (t3rd, 880y, 1:50.6)
Sam Adams (6th, Javelin, 203-1)
John George (6th, 100y, 10.8)
Dave Seed (t6th, PV, 13-6)
Len Simpson (7th, 1500, 3:57.4)

1953 (9TH, 13 PTS)

Len Simpson (3rd, Mile, 4:11.5)
Guy Blackburn (5th, 100y, 10.0)
Lon Spurrier (5th, 880y, 1:53.5)
Sam Adams (5th, Javelin, 206-5; 8th, Discus, 154-4)
Phil Greenwood (6th, LJ, 23-10.5)

1954 (3RD, 27 PTS)

Lawrence Anderson (t1st, PV, 14-2)
John Stellern (2nd, Shot Put, 53-7)
Charlie Butt (3rd, Shot Put, 53-6.5; 8th, Discus, 152-1)
Dick Richter (5th, Javelin, 197-6)
Lon Spurrier (5th, 880y, 1:53.7)
Len Simpson (7th, Mile, 4:21.6)

1955

Dave Seed (t6th, PV, 13-4)

1956 (11TH, 14 PTS)

Bob House (2nd, Six Mile, 31:46.0)
Leamon King (4th, 100y, 10.7)
John Kahnert (5th, Shot Put, 54-11.5)
Don Bowden (7th, 1500, 3:53.0)
Charlie Butt (7th, Shot Put, 54-4.75)
Larry Anderson (t7th, PV, 13-6)
John Merchant (7th, LJ, 23-6)

1957 (2ND, 32 PTS)

Don Bowden (1st, 880y, 1:47.2)
Leamon King (2nd, 220y, 21.1; 3rd, 100y, 9.5)
Bob House (2nd, Two Mile, 8:59.5)

1958 (10TH, 13 PTS)

Jack Yerman (3rd, 440y, 46.6)
Don Bowden (4th, Mile, 4:06.9)
Maynard Orme (5th, 880y, 1:50.4)
Willie White (6th, 100y, 9.8; 8th, 220y, 21.4)
Proverb Jacobs (7th, Shot Put, 54-4.5; 8th, 220y, 21.3)

1959 (51ST, 1 PT)

Bob Karlrud (6th, 440y, 54.7)
Jack Yerman (DQ, 440y)

1960 (16TH, 13 PTS)

Jerry Siebert (2nd, 800y, 1:46.9)
Willie White (4th, 100y, 10.4)
Jack Yerman (6th, 400y, 46.8)
Eureal Bell (t7th, HJ, 6-4)
Dick Dailey (t7th, HJ, 6-4)

1961 (40TH, 2 PTS)

Dave Maggard (5th, Shot Put, 56-6.5)

1962 (7TH, 19 PTS)

Roger Olsen (1st, HJ, 6-10)
Gene Johnson (t2nd, HJ, 6-9)
Dave Maggard (4th, Shot Put, 59-8.75)

1963 (11TH, 15 PTS)

Roger Olsen (2nd, HJ, 6-9)
 Todd Gaskill (3rd, TJ, 49-3)
 Matt Baggett (6th, Shot Put, 56-8)
 Don Schmidt (7th, Discus, 164-11)

1964 (T-3RD, 30 PTS)

Al Courchesne, Dave Fishback,
 Forrest Beaty, Dave Archibald
 (1st, Mile Relay, 3:07.4)
 Gene Johnson (2nd, HJ, 6-10)
 Don Schmidt (3rd, Discus, 175-10)
 Dave Archibald (4th, 440y, 46.0)
 Roger Olsen (5th, HJ, 6-9)
 Forrest Beaty (7th, 400y, 46.6)

1965 (4TH, 25.5 PTS)

Chuck Glenn, Dave Fishback,
 Forrest Beaty, Dave Archibald
 (1st, Mile Relay, 3:07.5)
 Forrest Beaty (2nd, 440y, 46.3)
 Dave Archibald (3rd, 440y, 46.4)
 Bill Carter (t5th, HJ, 6-8)

1966 (18TH, 9 PTS)

Chuck Glenn, Mike Shafer,
 Larry Hengl, Forrest Beaty
 (2nd, Mile Relay, 3:07.9)
 Larry Hengl (6th, 440y, 46.9)
 Paddy McCrary (3rd, 440h, DQ)

1967 (25TH, 9 PTS)

Chuck Glenn, John Diehl,
 Devone Smith, Larry Hengl (4th, Mile Relay,
 3:08.0)
 Bob Price (5th, 3000 SC, 9:09.6)
 Greg Miguel (5th, PV, 16-4)
 Stan Royster (6th, LJ, 24-1)

1968 (T-10TH, 14 PTS)

Chuck Glenn, Devone Smith, Larry Hengl,
 Forrest Beaty (3rd, Mile Relay, 3:08.3)
 Stan Royster (4th, LJ, 25-2.75)
 Paddy McCrary (4th, 400h, 50.7)
 Clarence Johnson (t8th, HJ, 6-10)

1969

Bob Waldon (7th, 5000, 14:13.2)

1970 (7TH, 18 PTS)

Don Couser, Isaac Curtis,
 Dave Masters, Eddie Hart (1st, 440y relay, 40.3)
 Eddie Hart (1st, 100y, 9.4; 7th, 220y, DQ)
 Isaac Curtis (2nd, 100y, 9.4)
 Isaac Curtis (4th, 220y, 20.8)
 Rich Dunn (2nd, TJ, 50-5.75)
 Clarence Johnson (t7th, HJ, 6-10)
 Jim Fraser (8th, TJ, 48-10.75)

*** Cal originally won the NCAA meet, but later forfeited the title and 22 pts due to the use of an ineligible athlete.*

1971 (7TH, 22 PTS)

Eddie Hart (2nd, 100y, 9.5; 3rd, 220y, 20.9)
 Rick Brown (2nd, 880y, 1:49.5)
 Bruce Kennedy (8th, Javelin, 231-1)

1973 (19TH, 10 PTS)

Bruce Kennedy (2nd, Javelin, 266-5)
 Rick Brown (5th, 880y, 1:48.3)

1974 (T-15TH, 6 PTS)

Rick Brown (3rd, 880y, 1:49.1)

1975 (15TH, 10 PTS)

Howard Strickland, Sammy Burns,
 John Nichols, Wesley Walker
 (2nd, 440y relay, 39.34)
 Mike Grasha, Sammy Burns,
 Wesley Walker, James Robinson
 (5th, Mile Relay, 3:08.0)

1976 (T-12TH, 16 PTS)

Ed Miller (1st, Decathlon, 7443)
 Paul Wallace, Wesley Walker,
 McKinley Mosley, James Robinson
 (3rd, 1600m relay, 3:03.91)
 Larry Hintz (t8th, PV, 16-6)

1977 (T-21ST, 2 PTS)

Holden Smith, Wesley Walker,
 Paul Wallace, Keith Taylor (5th, 400m relay,
 40.05)

1978

Mike Marlow (8th, TJ, 53-11.75)

1979 (27TH, 7 PTS)

Michael Marlow (4th, TJ, 53-7.25w)
 Dave Steen (5th, Decathlon, 7456)
 Andy Clifford (6th, 1500m, 3:40.84)

1980 (41ST, 4 PTS)

Dave Steen (4th, Decathlon, 7616)



Dave Steen

1981 (10TH, 17.5 PTS)

Larry Cowling (1st, 110h, 13.60w; 6th, 400h,
 50.28)
 David Porath (3rd, Shot Put, 64-9.5)
 Ross McAlexander (16th, PV, 17-0.25)

1982 (8TH, 53 PTS)

Larry Cowling (2nd, 400h, 48.46; 4th, 110h, 13.83)
 Tom Downs (3rd, 5000, 14:01.02)
 Jim Scannella, Lloyd Guss,
 Larry Cowling, David Timmons (5th, 1600m
 relay, 3:04.46)
 Ross McAlexander (6th, PV, 17-7.25)
 Lloyd Guss (7th, 400h, 49.95)
 Bruce Parker (12th, Shot Put)

1983 (67TH, 5 PTS)

Roy Mosley (10th, 200m)
 Mike White (11th, 800m)

1984 (48TH, 8 PTS)

Tom Downs (5th, 5000m, 13:49.41)

1985 (50TH, 4 PTS)

Ken Williams (5th, TJ, 53-4.5)
 Kari Nisula (13th, Discus)

1986 (12TH, 19 PTS)

Atlee Mahorn (2nd, 200m, 20.45)
 Jari Matinolli (5th, Hammer, 220-6)
 Kari Nisula (5th, Discus, 189-11)
 Dave Maggard, Jr. (6th, Discus, 189-8)

1987 (66TH, 2 PTS)

Rod Jett (8th, 110h, 13.89)
 Kari Nisula (8th, Discus, 188-2)

1988 (T-5TH, 26 PTS)

Kari Nisula (1st, Discus, 190-7)
 Atlee Mahorn (2nd, 200m, 20.20)
 Rod Jett (2nd, 110h, 13.64)
 Jeff Rogers (11th, HJ, 7-1.5)

1990 (T-56TH, 4 PTS)

Mike Harris (7th, TJ, 52-7.25)
 Jeff Rogers (7th, HJ, 7-3)

1991 (32ND, 8 PTS)

Ramon Jimenez-Gaona (2nd, Discus, 202-7)
 Chris Huffins (12th, LJ, 25-0.75w)

1992 (T-17TH, 16 PTS)

Brent Burns (2nd, PV, 18-8.25)
 Ramon Jimenez-Gaona (2nd, Discus, 206-9)

1993 (14TH, 20 PTS)

Chris Huffins (1st, Decathlon, 8007)
 Ramon Jimenez-Gaona
 (2nd, Discus, 200-0)
 John Wirtz (7th, Discus, 191-9)
 Damien Luper (15th, Hammer, 190-1)

1994 (T-72ND, 1 PT)

Richie Boulet (8th, 5000m, 14:30.40)
 Tom McGuirk (9th, 400h, 50.80)
 Kevin Keane (t19th, HJ, 6-11.0)
 Lee Adkins (16th, LJ)

1995 (T-28TH, 8 PTS)

Lenards Ozolinsh (3rd, TJ, 54-2.5)
 Lee Adkins (7th, LJ, 25-2.5)
 Ross Bomben (Decathlon)

1996 (T-26TH, 12 PTS)

Ross Bomben (2nd, Decathlon, 7752)
 Richie Boulet (5th, 5000m, 13:54.96)
 Clarence Phelps (t10th, PV, 17-0.75)
 Lenards Ozolinsh (12th, TJ, 52-2.5)
 Travis Nutter (14th, Hammer, 204-10)

1997 (40TH, 7 PTS)

Clarence Phelps (t2nd, PV, 18-0.50)
 Greg Walker (t7th, HJ, 7-0.5)
 Travis Nutter (9th, Hammer, 211-8)

1998 (T-27TH, 8 PTS)

Ross Bomben (4th, Decathlon, 7693)
 Travis Nutter (6th, Hammer, 224-9)
 Bevan Hart (9th, Decathlon, 7270)
 Greg Wright (t9th, HJ, 7-0.5)
 Simon Mudd (17th, 5000m, 14:18.31)

1999 (T-32ND, 6 PTS)

Bevan Hart (3rd, Decathlon, 7773)

2000 (T-21ST, 10 PTS)

Bevan Hart (1st, Decathlon, 8002)
 Robert Kennedy (12th, LJ, 24-3.75)
 Bolota Asmerom (10th, 5000m, 14:13.94)

2001 (22ND, 12 PTS)

Bolota Asmerom (2nd, 5000m, 13:43.13)
 Robert McLean (5th, PV, 17-10.5)
 Nate DeSomber (9th, Shot Put, 60-7.25)
 Rhuben Williams (15th, Shot Put, 59-1.25)

2002 (T-68TH, 12 PTS)

Robert McLean (8th, PV, 17-4.5)

2003 (0 PTS)

Teak Wilburn (t12th, HJ, 7-01.75)
 Tim Bogdanof (15th, 100mH, 13.91)
 Amin Nikfar (21st, SP, 57-01.50)
 David Glasgow (23rd, HJ, 6-09.00)
 Rhuben Williams (26th, SP, 54-01.00)

2004 (2 POINTS)

Teak Wilburn (7th, HJ, 7-02.50)
 Rhuben Williams (11th, SP, 57-09.75)
 Bruce Giron (19th, TJ, 50-07.50)
 Amin Nikfar (21st, SP, 58-02.50)
 Ahmad Wright (24th 400IH, 52.46)
 Vincent Ibia (25th, TJ, 48-02.75)

CAL WOMEN AT THE AIAW CHAMPIONSHIPS**1975**

Marilyn Neufville (4th, 800y, 2:08.6)

1977 (0 PTS)

Ginger Lewis (N/A, LJ, N/A)
 Sally Metteer (12th, 5000m, 17:40.9)
 Jennifer Wagstaff (N/A, Shot Put/Discus)

1979 (T28TH, 7 PTS)

Kelia Bolton (6th, 200m, 23.94)
 Michelle Hawthorne (5th, 400h, 1:00.03)
 Jan Oehm (5th, 10,000m, 34:27.8)
 Suzanne Richter (6th, 5000m, 16:59.74)
 Michelle Hawthorne, Cindy Banks, Elaine Parker, Kelia Bolton (6th, 440y Relay, 46.48)
 Pam Cox (22nd, 5000m, 18:34.3)

1980 (15TH, 13 PTS)

Cindy Banks (5th, Pentathlon, 3783)
 Jan Oehm (6th, 10,000m, 33:55.59)
 Alice Trumbly (3rd, 1500m, 4:17.58)
 Michelle Hawthorne, Elaine Parker, Connie Culbert, Marian Franklin (4th, 800m Relay, 1:40.3)
 Lynn Hjelte (13th, 5000m, 16:53.7)

1981 (34TH, 2 PTS)

Cindy Schmandt (5th, 3000m, 9:25.9)

1982 (2ND, 44 PTS)

Kathy Raugust (1st, Heptathlon, 5514; 8th, HJ, 5-8)
 Louise Romo (1st, 800m, 2:04.39)
 Margaret Spotts (4th, 1500m, 4:21.66)
 Sue Springer (8th, Discus, 147-11)
 Chris Viguie (4th, Heptathlon, 5161)
 Kim White (7th, 200m, 24.07)
 Connie Culbert, Louise Romo, Sally Meinbress, Kim White (2nd, 1600m Relay, 3:40.08)

CAL WOMEN AT THE NCAA CHAMPIONSHIPS**1982 (39TH, 6 PTS)**

Kristen Engle (8th, Javelin, 166-10)
 Kathy Raugust (12th, Heptathlon, 5119)

1983 (49TH, 6 PTS)

Louise Romo (7th, 1500m, 4:18.62)

1984 (38TH, 9 PTS)

Louise Romo (5th, 800m, 2:04.07)
 Kim Kesler (12th, Discus, 161-6)

1985 (40TH, 3 PTS)

Kirsten O'Hara (6th, 5000m, 15:46.8)

1986 (31ST, 8 PTS)

Louise Romo (5th, 800m, 2:03.08)
 Sheila Hudson (5th, TJ, 43-2.25)
 Sally Wood (9th, 5000m, 16:33.35)
 Beth Vidakovits (9th, HJ, 5-11.5)

1987 (11TH, 21 PTS)

Sheila Hudson (1st, TJ, 45-2.5; 2nd, LJ, 21-4.25)
 Kim Kesler (6th, Discus, 168-0.75)

1988 (T-17TH, 16 PTS)

Sheila Hudson (1st, TJ, 45-8w)
 Kirsten O'Hara (3rd, 10,000m, 32:52.86)

1989 (T-57TH, 2 PTS)

Beth Vidakovits (6th, HJ, 5-10.5)

1990 (11TH, 23 PTS)

Sheila Hudson (1st, TJ, 46-0.75; 1st, LJ, 22-1)
 Sabrina Han (6th, 10,000m, 34:09.00)
 Laura Baker (9th, Heptathlon, 5377)

1991 (0 PTS)

Sabrina Han (9th, 10,000m, 34:20.26)

1992 (T-54TH, 2 PTS)

Laura Baker (7th, 800m, 2:05.57)

1993 (0 PTS)

Janet Bowie (10th, 10,000m, 36:39.43)

1994 (0 PTS)

Tenaya Soderman (9th, 10,000m, 35:16.44)
 Missy Maloata (19th, Shot Put, 45-10.75)

1995 (T-57TH, 1 PT)

Ifeoma Ozoeze (9th, Heptathlon, 5402)
 Tiffany Janssen (14th, Heptathlon, 5230)
 Amy Littlepage (18th, TJ, 43-0.5)
 Annette Kailihiwa (t15th, Discus, 154-2)
 Liza Lopez (1500m, 4:43.15)

1996 (T-55TH, 2 PTS)

Amy Littlepage (7th, TJ, 42-8)
 Magdalena Lewy (5000m, 16:43.68)
 Latasha Gilliam (400m, DQ)
 4x400m Relay Team (3:42.30)

1997 (T-30TH, 8 PTS)

Magdalena Lewy (3rd, 5000m, 16:04.86)
 Amy Littlepage (7th, TJ, 44-0.5)
 Elissa Riedy (DNQ, 1500m, 4:26.59)

1998 (T-57TH, 3 PTS)

Elissa Riedy (6th, 1500m, 4:21.42)
 Lori Riedy (19th, 5000m, 17:20.53)

1999 (T-49TH, 5 PTS)

Elissa Riedy (12th, 1500m, 4:43.59)
 Kristin Heaston (4th, Shot Put, 54-0)
 Jennifer Joyce (15th, Hammer, 183-9)

2000 (T-19TH, 12 PTS)

Missy Vanek (3rd, Heptathlon, 5614)
 Jennifer Joyce (4th, Hammer, 204-1)
 Maria Lopez (8th, PV, 13-1.5)

2001 (T-60TH, 2 PTS)

Dana Lawson (3rd, Shot Put, 53-7.5, indoor)
 Maria Lopez (7th, PV, 13-1.5)
 Dana Lawson (9th, Discus, 166-8)
 Jennifer Joyce (10th, Hammer, 193-0)
 Dana Lawson (15th, Shot Put, 50-8.25)

2002 (T29TH, 10 PTS)

Erin Belger (3rd, 800m, 2:05.09)
 Jennifer Joyce (7th, Hammer, 201-10)

2003 (0 PTS)

Earls, Omwanghe, Hawes, Carter (17th, 4x100m, 45.06)
 Antonette Carter (20th, 100m, 11.87)
 Chloe Jarvis (21st, 800m, 2:08.07)
 Elzunia Lamb (28th, LJ, 18-01.00)

2004 (4 PTS)

Brooke Meredith (5th, Heptathlon, 5442 pts.)
 Sheni Russell (10th, Discus, 174-11)
 Omwanghe/Johnson/Hawes/Carter (18th, 4x100m, 45.18)
 Antonette Carter (20th, 200m, 23.55)
 Deanna Slaton (24th, 400mH, 59.91)

CALIFORNIA NCAA FACTS

Most points scored by a team: 53 (1982, men)
 Most points scored in one meet by individual: 20, Hal Davis (1942-43), John Merchant (1922), Sheila Hudson (1990)
 Most performers to score in meet: 9 (1941, men)
 Most points by individual in career: 54, Sheila Hudson (1987-90)
 Most first-place finishes by team in one meet: 3 (1942, men)
 Most first-place finishes by individual in meet: 2, Hal Davis (1942-43), John Merchant (1922), Sheila Hudson (1990)
 Most first-place finishes by individual in a career: 4, Hal Davis (1942-43), John Merchant (1922), Sheila Hudson (1987-90)
 Most first-place finishes in a single event: 6, Javelin Throw
 Most All-American honors in a career: 6, Richie Boulet (1992-96) and Sheila Hudson (1986-90)
 Number of NCAA Championship titles, team: 1 (1922, men)
 Number of NCAA Champions, individual: 29
 Number of NCAA Champions, relay teams: 3
 Number of Top 10 Finishes, team: 24 (Last Time: 1988)
 Number of Top 5 finishes, team: 13 (Last time: 1988)
 Number of second-place finishes, team: 2 (Last time: 1957)
 Number of third-place finishes, team: 6 (Last time: 1964)
 Number of first-team All-Americans: 212 honors by 138 athletes (Last: Brooke Meredith, Teak Wilburn, 2004)
 Most All-Americans in one meet: 9 (1982, men)
 Number of times NCAA Championships hosted by California: 8 (More than any other site)

ALL-AMERICANS/NCAA CHAMPS

CAL ALL-AMERICANS

MEN

(157 honors by 104 athletes)

Adkins, Lee	1
Anderson, Don	3
Anderson, George	2
Anderson, Lawrence	1
Archibald, Dave	3
Asmerom, Bolota	1
Barnes, Clarence	1
Beaty, Forrest	5
Biles, Martin	2
Biles, Robert	2
Bomben, Ross	2
Boulet, Richie	6
Bowden, Don	1
Brown, Rick	2
Burns, Brent	1
Burns, Sammy	1
Butt, Charlie	1
Churchill, Kenneth	2
Clark, Bob	1
Clifford, Andy	1
Courchesne, Al	1
Couser, Don	1
Cowling, Larry	5
Curtis, Isaac	3
Davis, Harold	4
DeSomber, Nate	1
Dewey, Ralph	1
Downs, Tom	2
Dunn, Rich	1
Fishback, Dave	2
Friedenback, Francis	1
Gaskill, Todd	1
Glenn, Chuck	3
Grosward, Keith	1
Guss, Lloyd	2
Hampton, Oather	1
Hanger, Chuck	1
Harris, Mike	1
Hart, Bevan	3
Hart, Eddie	4
Hengl, Larry	2
House, Bob	2
Huffins, Chris	1
Jett, Rod	2
Jimenez-Gaona, Ramon	3
Johnson, Gene	2
Kennedy, Bruce	1
King, Leamon	1
Klemmer, Grover	1
Luper, Damien	1
Mackey, George	1
Maggard, Dave Jr.	1
Mahorn, Atlee	2
Marlow, Michael	1
Masters, Dave	1
Matinolfi, Jari	1
Mauger, Jack	1
McAlexander, Ross	2
McGuirk, Tom	1
McLean, Robert	2
Merchant, Jack	2
Michael, Herb	1
Miller, Ed	1
Mosley, McKinley	1
Nichols, John	1
Nichols, Luther	1
Nisula, Kari	3
Norris, Allen	1
Nutter, Travis	3
Nutting, Arnold	1
Olsen, Roger	1
Ozolinsh, Lenards	1
Phelps, Clarence	1
Porath, David	1
Robinson, James	1
Rogers, Jeff	1
Roseme, George	1
Scannella, Jim	1
Schmidt, Don	1
Shafer, Mike	1
Siebert, Jerry	1
Simpson, Len	1
Smith, Devone	1
Smith, Guinn	2
Smith, Holden	1
Spurrier, Lon	1
Steen, Dave	2
Stellern, John	1
Strickland, Howard	1
Taylor, Keith	1
Timmons, David	1
Van Tress, Charles	1
Walker, Greg	1
Walker, Wesley	3
Wallace, Paul	2
Watts, Don	1
White, John	1
Williams, Archie	1
Williams, Ken	1
Teak Wilburn	1
Wirtz, John	1
Wolf, Barney	1
Yerman, Jack	1
Yerxa, Max	1

WOMEN

(58 honors by 35 athletes)

Baker, Laura	1
Banks, Cindy	2
Belger, Erin	1
Bolton, Kelia	2
Culbert, Connie	2
Engle, Kristen	1
Franklin, Marian	1
Han, Sabrina	1
Hawthorne, Michelle	3
Heaston, Kristin	1
Hudson, Sheila	6
Janssen, Tiffany	1
Joyce, Jennifer	2
Kesler, Kim	1
Lawson, Dana	2
Lewy, Magdalena	1
Littlepage, Amy	3
Lopez, Maria	2
Meinbress, Sally	1
Meredith, Brooke	1
O'Hara, Kristen	2
Oehm, Jan	2
Parker, Elaine	2
Raugust, Kathy	1
Richter, Suzanne	1
Riedy, Elissa	2
Romo, Louise	5
Schmandt, Cindy	1
Soderman, Tenaya	1
Spotts, Margaret	1
Trumbly, Alice	1
Vanek, Missy	1
Vidakovits, Beth	1
Viguie, Chris	1
White, Kim	1

CALIFORNIA NCAA CHAMPIONS

(29 INDIVIDUAL, 3 RELAY TEAMS)

Year	Name	Event	Mark
1922	John Merchant	Hammer	161-4
1922	John Merchant	Shot Put	44-6.50
1922	Allen Norris	Pole Vault	12-6
1925	Oather Hampton	High Jump	6-2
1930	Ken Churchill	Javelin	204-2
1932	Ken Churchill	Javelin	215-0
1936	Archie Williams	400m	47.0
1940	Marty Biles	Javelin	204-10
1941	Marty Biles	Javelin	220-1
1941	Guinn Smith	Pole Vault	14-2
1942	Hal Davis	100m	9.6
1942	Hal Davis	220m	21.2
1942	Bob Biles	Javelin	213-9.75
1943	Hal Davis	100m	10.0
1943	Hal Davis	220m	21.4
1952	George Roseme	Javelin	228-8.75
1954	Larry Anderson	Pole Vault	14-2
1957	Don Bowden	880m	1:47.2
1962	Roger Olsen	High Jump	6-10
1964	Al Courchesne	Mile Relay	3:07.4
	Dave Fishback		
	Forrest Beaty		
	Dave Archibald		
1965	Chuck Glenn	Mile Relay	3:07.5
	Dave Fishback		
	Forrest Beaty		
	Dave Archibald		
1970	Eddie Hart	100m	9.4
1970	Don Couser	440 Relay	40.3
	Isaac Curtis		
	Dave Masters		
	Eddie Hart		
1976	Ed Miller	Decathlon	7443
1981	Larry Cowling	110m Hurdles	13.60
1987	Sheila Hudson	Triple Jump	45-2.50
1988	Sheila Hudson	Triple Jump	45-8
1988	Kari Nisula	Discus	190-7
1990	Sheila Hudson	Triple Jump	46-0.75
1990	Sheila Hudson	Long Jump	22-1
1993	Chris Huffins	Decathlon	8007
2000	Bevan Hart	Decathlon	8002

CALIFORNIA NCAA CHAMPIONS BY EVENT

- 6- Javelin
- 3 - Decathlon, Pole Vault, Triple Jump, 100
- 2 - High Jump, Mile Relay, 220
- 1 - Shot Put, Hammer, 100mH, Discus, Long Jump, 880, 440, 440 Relay

CONFERENCE CHAMPIONS

MEN

PACIFIC COAST CONFERENCE CHAMPIONS (51)

1919

H.W. Waltz, 880, 2:00.0
Jack Merchant, Javelin, 157-1
Jack Merchant, Hammer, 140-8.50
John Jackson, HJ, 6-1 3/8
John Merchant, LJ, 22-4.75

1920

O.O. Hendrickson, 440, 49.6
Pesky Sprott, 880, 1:58.2
John Merchant, LJ, 22-9.50

1923

Bud Becker, 120 HH, 16.5
Jack Witter, Shot Put, 44-6.50
Bill Neufeldt, Discus, 138-0 3/8
S.S. Sorrenti, Javelin, 174-10
Paul Boren, LJ, 22-5

1926

Phil Barber, 220, 22.0
Elmer Bondschu, LJ, 24-2.75

1927

Oather Hampton, HJ, 6-1

1936

Archie Williams, 440, 46.8
Del Fishback, 220 LH, 23.7
Greg Stout, 440 Hurdles, 53.3

1937

Les Voorhees, 2 Mile, 9:33.6
Guy Manuel, LJ, 24-3 3/8

1938

Bob Law, HJ, 6-4
Guy Manuel, LJ, 24-2

1939

Herb Michael, Shot Put, 52-4 1/2
Mel Long, HJ, 6-2

1941

Grover Klemmer, 440, 46.4
Barney Wolf, Discus, 159-3 7/8
Guinn Smith, Pole Vault, 13-6
Luther Nichols, Pole Vault, 13-6

1942

Hal Davis, 100, 9.6
Hal Davis, 220, 21.6
Ralph Dewey, 2 Mile, 9:20.3
Bob Biles, Javelin, 205-10 5/8
Luther Nichols, Pole Vault, 13-6

1948

Don Anderson, 100, 9.6
Don Anderson, 220, 21.1
Chuck Hanger, HJ, 6-4

1949

Paul Mello, Mile, 4:19.4

1950

Don Anderson, 220, 21.9

1953

Lon Spurrier, 880, 1:52.7



Leamon King

1954

John Stellern, Shot Put, 53-3.50
Larry Anderson, Pole Vault, 13-9

1956

Charlie Butt, Shot Put, 57-8.75

1957

Leamon King, 100, 9.6
Leamon King, 220, 21.5
Don Bowden, 880, 1:47.8

1958

Willie White, 100, 9.6
Willie White, 220, 21.4
Jerry Siebert, 880, 1:51.0
Don Bowden, Mile, 4:03.7

1959

Willie White, 220 LH, 23.0

PACIFIC-8 CONFERENCE CHAMPIONS (24)

1960

Willie White, 100, 9.8
Jack Yerman, 440, 47.3
Jerry Siebert, 880, 1:49.0
Tom Colton, Pole Vault, 14-0
Terry Kelley, Pole Vault, 14-0

1961

Alan Gaylord, 3 Mile, 14:11.0

1963

Matt Baggett, Shot Put, 56-8.25

1964

Dave Archibald, 440, 46.3
Mile Relay (Al Courchesne, Dave Fishback,
Forrest Beaty, Dave Archibald), 3:11.0
Gene Johnson, HJ, 6-7.75

1965

Forrest Beaty, 220, 21.3
Forrest Beaty, 440, 46.5
440 Relay (Bill Caldwell, Dave Archibald,
Bob Brinkworth, Forrest Beaty), 40.9
Mile Relay (Chuck Glenn, Dave Fishback,
Forrest Beaty, Dave Archibald), 3:09.3
Bill Carter, HJ, 6-9.25

1967

Paddy McCrary, 440 IH, 50.9

1968

Gary Pennington, Javelin, 239-2

1970

Eddie Hart, 100, 9.4
440 Relay (Don Couser, Isaac Curtis, Dave
Masters, Eddie Hart), 39.8

1971

Rick Brown, 880, 1:46.7

1972

Jim Penrose, Discus, 185-6
Bruce Kennedy, Javelin, 249-5
Rick Brown, 880, 1:46.7

1973

Rick Brown, 880, 1:48.1
440 Relay (Wesley Walker, McKinley
Mosley, Howard Strickland, Sammy
Burns), 40.1

1975

James Robinson, 880, 1:49.1

1976

James Robinson, 800, 1:49.1

1977

Andy Clifford, 1500, 3:42.3
Scott Overton, Discus, 195-8

PACIFIC-10 CONFERENCE CHAMPIONS (34)

1981

Paul Bates, TJ, 54-4.25
Larry Cowling, 110 HH, 13.99
David Porath, Shot Put, 66-3
David Porath, Discus, 201-4

1982

Larry Cowling, 400 IH, 50.14

1984

Jim Scannella, 400 IH, 50.42

1985

Ken Williams, TJ, 55-0

1986

1600 Relay (Dave Chesarek, Peter Howard,
Walt Jones, Atlee Mahorn), 3:05.77

1987

Mike Harris, HJ, 7-2.50

1988

Atlee Mahorn, 200, 20.20
Kari Nisula, Discus, 196-10
David Ottaway, 1500, 3:42.88

1989

Brent Burns, Pole Vault, 17-6.25
Mike Harris, TJ, 54-0

1990

Mike Harris, TJ, 54-2.50

1991

Chris Huffins, TJ, 52-11.50
Brent Burns, Pole Vault, 18-1.25
Ramon Jimenez-Gaona, Discus, 200-4

1992

Brent Burns, Pole Vault, 18-4.50
Ramon Jimenez-Gaona, Discus, 210-11

1993

Chris Huffins, Decathlon, 7671 points
Kevin Keane, HJ, 7-0.50

1994

Lee Adkins, LJ, 25-06.25
Richie Boulet, 1500, 3:48.12
Kevin Keane, HJ, 7-01.50

1995

Lenards Ozolinsh, TJ, 54-0

1996

Lenards Ozolinsh, TJ, 52-11
Chris Ferreira, LJ, 25-6.25
Richie Boulet, 1500m, 3:43.56

1997

Ross Bomben, Decathlon, 7551 points

1998

Ross Bomben, Decathlon, 7808 points

1999

Bevan Hart, Decathlon, 7662 points

2000

Bevan Hart, Decathlon, 7890 points

2001

Bolota Asmerom, 5000m, 14:07.23

WOMEN

NORTHERN PACIFIC CONFERENCE CHAMPIONS (17)

1983

Connie Culbert, 200m, 24.2w
Connie Culbert, 400m, 54.8
Louise Romo, 1500m, 4:18.2

1984

Marilyn Davis, 1500m, 4:24.07
Kim While, 400m, 54.52
1600m Relay (Brenda Bertillion, Gina Cole,
Louise Romo, Jeannie Arnold), 3:46.32

1985

Roberta Eccles, 400mH, 59.12
Helga Halldorsdottir, 100mH, 14.09
Kirsten O'Hara, 10,000m, 33:44.19

1986

Allison Eades, Heptathlon, 4513 points
Helga Halldorsdottir, 100mH, 13.96
Helga Halldorsdottir, 400mH, 57.61
Sheila Hudson, TJ, 41-6
Kim Kesler, Discus, 170-6
Louise Romo, 800m, 2:04.65
Sally Wood, 5000m, 17:05.69
Sally Wood, 10,000m, 35:34.44



Sheni Russell

PACIFIC-10 CONFERENCE CHAMPIONS (10)

1987

Sheila Hudson, TJ, 44-8

1989

Beth Vidakovits, HJ, 5-10.75

1990

Sabrina Han, 5000m, 16:25.41
Sheila Hudson, TJ, 42-2.25w

1995

Amy Littlepage, TJ, 42-9
Ifeoma Ozoze, Heptathlon, 5624 points

1996

Amy Littlepage, TJ, 42-4

1997

Amy Littlepage, TJ, 43-3

2000

Missy Vanek, Heptathlon, 5505 points

2002

Jennifer Joyce, Hammer, 204-1

CAL SALUTES TRACK & FIELD OFFICIALS

The Golden Bears would like to recognize the track & field officials who have devoted years of service ensuring quality meets at Edwards Stadium. The California track & field athletes and staff salute these officials for their outstanding work and dedication to the sport.

Andy Anderson
Kathi Berman
Stephanie Bolden
Deri & John
Bowen
Dennis Boyle
Thomas Broome
Morgan Bullok
Mary & Richard
Cabral
John Coie
Gerard Collet
Bruce Colman

Richard & Shirley
Connors
Lori Coppola
Dan Davidson
Charles DesJardins
Lawrence Doutherd
William Edgar
Leon Glover
Ed Gordon
Steve Green
Peter Guerrini
Bill Hawkes
Irene Herman

Edward Hicks
Jim Hume
Dickie Iwamiya
Al Jacobsmeyer
Joyce Johnson
Joe Keever
George Kleeman
Jeffery Lee
William Lee
Michel Leonard
John Lilygren
John Lipsey
John Luppess

David Mabalatan
Robert Mason
Lori & Sonny
Maynard
Leroy Milam
Richard Milam
Charles Murphy
John & Sue Murray
John Ostarello
Joanne Ottens
Ajay Padgaonkar
Robert Peterson
Eddie Pierson

Bill Preatt
Barbara Rageh
Pat Randall
Robert Rauch
Robert Rauch
Bruce Rosenblatt
Stuart Sampson
Jeanne Sanders
Margaret Sheehan
Charels Sheppard
Jonathan Siegel
Milt Siegel
David Soeth
Mike Sullivan

Karl Uebel
Richard Urband
Robert Versher
Ted Waldo
James Waldron
Phillip Watkins
Gail Wetzork
Jeannie White
Karen Williams
John Wise
Bob Workman
Mark Youmans

WORLD RECORDS

CALIFORNIA WORLD AND AMERICAN RECORD HOLDERS

Year	Athlete	Event	Record
1914	Eddie Beeson	High Jump	6-7 1/4
1932	Bob Kiesel	400m Relay	40.6
1932	Bob Kiesel	400m Relay	40.0
1935	Tom Moore	120y HH	14.2
1936	Archie Williams	400 Meters	46.1*
1941	Hal Davis	100 Meters	10.2
1941	Grover Klemmer	440 Yards	46.4*
1941	Grover Klemmer	400 Meters	46.0*
1941	Reese, Froom, Barnes, Klemmer	Mile Relay	3:09.4*
1941	Reese, Klemmer, Peter, Barnes	Two Mile Relay	7:34.5*
1942	Hal Davis	100 Yards	9.4*
1955	Lon Spurrier	880 Yards	1:47.5
1955	Lon Spurrier	1000 Yards	2:08.5
1956	Leamon King	100 Yards	9.3*
1956	Leamon King	100 Meters	10.1 (twice)*
1956	Leamon King	400m Relay	39.5
1956	Leamon King	880y Relay	1:23.8
1956	Lon Spurrier	Mile Relay	3:07.3
1956	Lon Spurrier	Two Mile Relay	7:22.9
1958	Orme, Siebert, Yerman, Bowden	Two Mile Relay	7:20.9 *
1958	Yerman, Orme, White, Bowden	Sprint Medley	3:19.8*
1958	Yerman, Upshaw, White, Bowden	Sprint Medley	3:18.8*
1959	Jack Yerman	660 Yards	1:17.0*
1960	Jack Yerman	Mile Relay	3:05.6
1960	Jack Yerman	1600m Relay	3:02.2
1960	Jack Yerman	Two Mile Relay	7:19.4
1960	Jerry Siebert	Two Mile Relay	7:19.4
1972	Eddie Hart	100 Meters	9.9
1972	Eddie Hart	400m Relay	38.19

*Collegiate record as well as world record (when set)

ADDITIONAL AMERICAN RECORD SETTERS

1909	Ollie Snedigar	Javelin	160-10.5
1911	Ollie Snedigar	Javelin	165-2 3/8
1911	Ollie Snedigar	Javelin	166-1
1914	Harry Liversedge	Javelin	184-9.5
1914	Frances Jackling	Shot Put	34-1 7/8
1920	Brutus Hamilton	Decathlon	7022.9815
1935	Bob Clark	Decathlon	7595
1957	Don Bowden	Mile	3:58.7
1971	Rick Brown	600m	1:16.2*
1972	Dave Smith	Triple Jump	56-0
1979	Andy Clifford	6000m Relay	14:46.3
1987	Sheila Hudson	Triple Jump	45-2.5*
1987	Sheila Hudson	Triple Jump	45-5.25*
1990	Sheila Hudson	Triple Jump	45-9* (indoors)
1990	Sheila Hudson	Triple Jump	45-7.75*
1990	Sheila Hudson	Triple Jump	46-0.75*
1991	Sheila Hudson	Triple Jump	46-8.25
1994	Sheila Hudson	Triple Jump	46-8.25
1995	Sheila Hudson	Triple Jump	46-8.25 (indoors)
1995	Sheila Hudson	Triple Jump	46-9
1996	Sheila Hudson	Triple Jump	47-2.25
1996	Sheila Hudson	Triple Jump	47-3.5

*Collegiate record as well as world record (when set)

NATIONAL CHAMPIONS (TAC/AAU/USATF)

Year	Athlete	Event	Mark
1904	Alfred Plaw	Hammer Throw	162-0
1905	Alfred Plaw	Hammer Throw	163-4
1911	Ollie Snedigar	Javelin Throw	165-0 1/5
1920	Brutus Hamilton	Pentathlon	17
1927	Jack Merchant	Hammer Throw	170-7.5
1929	Jack Merchant	Hammer Throw	170-6
1934	Bob Clark	Decathlon	7955.05
1935	Bob Clark	Decathlon	7929.22
	Tom Moore	400 Hurdles	53.5
1940	Hal Davis	100 Meters	10.3
	Hal Davis	200 Meters	20.45
	Grover Klemmer	400 Meters	47.0
1941	Hal Davis	200 Meters	20.45
	Grover Klemmer	400 Meters	46.0
1942	Hal Davis	100 Meters	10.5
	Hal Davis	200 Meters	20.95
1943	Hal Davis	100 Meters	10.3w
	Hal Davis	200 Meters	20.2w
	Marty Biles	Javelin Throw	202-5
1944	Marty Biles	Javelin Throw	211-0
1945	Les Howe	High Jump	6-5.75
1947	Guinn Smith	Pole Vault	14'0 indoors
1957	Leamon King	100 Yards	9.7
1962	Jerry Siebert	880 Yards	1:47.1
1962	Jack Yerman	600 Yards	1:11.6 indoors*
1963	Gene Johnson	High Jump	7-0
1963	Jack Yerman	600 Yards	1:09.4 indoors
1971	Dave Smith	Triple Jump	53-4.75 indoors
1976	James Robinson	800 Meters	1:46.63
1977	Bruce Kennedy	Javelin Throw	262-3
1978	James Robinson	800 Meters	1:45.47
1979	James Robinson	800 Meters	1:45.82
1980	James Robinson	800 Meters	1:46.2
1981	Mike Marlow	Triple Jump	54-6.5 indoors
1981	James Robinson	800 Meters	1:45.53
	Bruce Kennedy	Javelin Throw	276-8
1982	James Robinson	800 Meters	1:46.12
1984	James Robinson	800 Meters	1:47.46

(TAC)

1987	Sheila Hudson	Triple Jump	45-5.25
1989	Sheila Hudson	Triple Jump	45-6.5w
1990	Sheila Hudson	Triple Jump	46-2
1992	Sheila Hudson	Triple Jump	46-8.25

(USATF)

1993	Sheila Hudson	Triple Jump	44-3.25 indoors
1994	Sheila Hudson	Triple Jump	45-3.5 indoors
1994	Sheila Hudson	Triple Jump	46-8.25
1995	Sheila Hudson	Triple Jump	48-1.5w
1995	Sheila Hudson	Triple Jump	46-8.25 indoors
1996	Sheila Hudson	Triple Jump	46-7.5 indoors
1998	Sheila Hudson	Triple Jump	45-0.25
1998	Chris Huffins	Decathlon	8694
1999	Sheila Hudson	Triple Jump	8350
2002	Grace Upshaw	Long Jump	20-0.5
2003	Grace Upshaw	Long Jump	21-9.5
2003	Kristin Heaston	Shot Put	60-1.75
2003	Kristin Heaston	Shot Put	59-2 indoors

NATIONAL JUNIOR CHAMPIONS

1983	Ken Williams	Triple Jump	53-10.5
1987	Brent Burns	Pole Vault	16-6.75
1990	Roslyn Mack	400H	59.32
1992	Richie Boulet	1500 Meters	3:53.74
1994	Ross Bomben	Decathlon	6863
1996	Elissa Riedy	1500 Meters	4:28.19
2003	Kevin Davis	Steeple Chase	9:01.34
2004	David Torrence	1500 Meters	3:51.36

WORLD RANKINGS

WORLD/U.S. RANKED GOLDEN BEARS

Following is a list of California track & field athletes who have been top 10 ranked in the world and the United States as compiled and published by *Track & Field News*. Men's world rankings began in 1947 and women's rankings in 1956. U.S. rankings for men began in 1963 and for women in 1976. All U.S. listings prior to 1963 for men and 1976 for women were extracted from the world list.

Athlete *World U.S.* *Year*

100 METERS

Leamon King	10	7	1955
Leamon King	3	3	1956
Leamon King	2	2	1957
Willie White	4	4	1957
Willie White	10	5	1958
Eddie Hart	6	4	1970
Isaac Curtis	-	7	1970
Eddie Hart	-	5	1971
Eddie Hart	3	2	1972
Isaac Curtis	-	9	1972
Eddie Hart	-	7	1978
Eddie Hart	-	7	1979

200 METERS

Leamon King	5	3	1957
Eddie Hart	-	7	1969
Eddie Hart	-	8	1970
Eddie Hart	-	9	1971
Eddie Hart	7	4	1972
Kelia Bolton	-	9	1978
Kelia Bolton	-	8	1980
Atlee Mahorn	4	-	1986
Atlee Mahorn	8	-	1988
Atlee Mahorn	6	-	1991

400 METERS

Jack Yerman	9	4	1958
Dave Archibald	7	3	1962
Forrest Beaty	9	5	1965

800 METERS

Lon Spurrier	7	4	1955
Lon Spurrier	7	3	1956
Don Bowden	3	2	1957
Jerry Siebert	5	1	1960
Jerry Siebert	2	1	1961
Jerry Siebert	2	1	1962
Jack Yerman	6	4	1962
Jerry Siebert	5	1	1964
James Robinson	9	2	1974
Rick Brown	-	8	1971
Rick Brown	-	6	1972
Rick Brown	-	5	1973
Rick Brown	-	6	1974
James Robinson	-	2	1976
Rick Brown	-	6	1976
James Robinson	4	1	1978
James Robinson	3	1	1979
Mike White	-	9	1979
James Robinson	5	2	1980
James Robinson	2	1	1981
Mike White	-	8	1981
James Robinson	3	1	1982
James Robinson	6	2	1983
James Robinson	9	3	1984
Louise Romo	-	7	1982
Louise Romo	-	5	1985

James Robinson	-	7	1985
James Robinson	-	4	1986
James Robinson	-	5	1988

MILE/1500

Andy Clifford	-	10	1979
Louise Romo	-	10	1984
Richie Boulet	-	4	1998

STEEPLECHASE

Bob Price	-	8	1966
Bob Price	-	4	1967
Bob Price	-	2	1968
Bob Price	-	3	1969
Bob Price	-	2	1970
Bob Price	-	3	1971

5,000 METERS

Bolota Asmerom	-	5	2002
Bolota Asmerom	-	6	2004

10,000 METERS

Jan Oehm	-	9	1980
Jan Oehm	-	9	1981
Kirsten O'Hara	-	3	1985

MARATHON

Magdalena Lewy	-	9	2002
Magdalena Lewy	-	6	2004

110 METER HURDLES

Carl Florant	10	6	1979
Larry Cowling	6	5	1981
Larry Cowling	7	5	1982
Larry Cowling	7	4	1983

400 METER HURDLES

Paddy McCrary	-	9	1966
Paddy McCrary	-	8	1967
Paddy McCrary	-	7	1969
Quentin Wheeler	7	4	1976
Quentin Wheeler	9	7	1977
Quentin Wheeler	4	2	1978
Quentin Wheeler	4	2	1979
Michelle Hawthorne	-	5	1979
Larry Cowling	7	4	1982
Larry Cowling	-	10	1981
Larry Cowling	9	4	1983

HIGH JUMP

Gene Johnson	-	2	1962
Gene Johnson	-	1	1963
Roger Olsen	-	7	1963
Gene Johnson	-	7	1965
Gene Johnson	-	5	1966
Gene Johnson	-	10	1967
Clarence Johnson	5	3	1967
Clarence Johnson	-	6	1969
John Morris	-	7	1990

CAL IN THE WORLD CHAMPIONSHIPS

1983	James Robinson, 5th 800 (1:45.12)
1987	Atlee Mahorn, 8th 200 (20.78), 4th 4x100 Relay (Canada)
1991	Atlee Mahorn, 3rd 200 (20.49)
1993	Atlee Mahorn, 3rd 4x100 relay (Canada)
	Sheila Hudson, triple jump
1995	Chris Huffins, 8th decathlon (8193)
1997	Chris Huffins, dnf decathlon
1999	Chris Huffins, 3rd decathlon (8547)
2004	Grace Upshaw 8th, long jump (21-2.75)
	Kristin Heaston, shot put

POLE VAULT

Guinn Smith	1	1	1947
Guinn Smith	1	1	1948
Greg Miguel	-	7	1967
Brent Burns	-	9	1993
Brent Burns	-	5	1994

LONG JUMP

Monte Upshaw	7	3	1954
Stan Royster	-	6	1969
Stan Royster	-	10	1970
Stan Royster	-	9	1971
Mike Marlow	-	10	1981
Sheila Hudson	-	5	1987
Sheila Hudson	-	5	1989
Sheila Hudson	-	5	1990
Sheila Hudson	-	5	1992
Sheila Hudson	-	7	1993
Sheila Hudson	-	5	1994
Sheila Hudson	-	5	1995
Grace Upshaw	-	3	2001
Grace Upshaw	-	1	2002
Grace Upshaw	5	1	2003
Grace Upshaw	9	2	2004

TRIPLE JUMP

Dave Smith	-	7	1967
Dave Smith	-	2	1970
Jim Fraser	-	8	1970
Dave Smith	-	2	1971
Jim Fraser	-	7	1972
Dave Smith	-	2	1972
Mike Marlow	-	9	1979
Mike Marlow	-	5	1980
Mike Marlow	-	7	1982
Mike Marlow	-	5	1983
Sheila Hudson	-	4	1986
Sheila Hudson	-	1	1987
Sheila Hudson	-	2	1988
Sheila Hudson	-	1	1989
Sheila Hudson	-	1	1990
Sheila Hudson	-	1	1991
Sheila Hudson	5	1	1992
Sheila Hudson	-	1	1993
Sheila Hudson	5	1	1994
Sheila Hudson	-	1	1995
Sheila Hudson	10	1	1996
Amy Littlepage	-	9	1997
Sheila Hudson	-	10	1997
Sheila Hudson	-	1	1998
Sheila Hudson	-	5	1999
Sheila Hudson	-	3	2000
Sheila Hudson	-	3	2001

SHOT PUT

John Stellern	9	7	1954
Charlie Butt	9	6	1956
Charlie Butt	7	5	1959
Dave Maggard	-	8	1963
Dave Maggard	-	9	1964
Dave Maggard	9	5	1965
Dave Maggard	6	5	1966
Dave Maggard	3	3	1967
Dave Maggard	3	3	1968
Kristin Heaston	-	5	2001
Kristin Heaston	-	3	2002
Kristin Heaston	-	1	2003
Kristin Heaston	-	2	2004

DISCUS

Jim Penrose	-	5	1973
Gale Zaphiropoulos	-	10	1980
Gale Zaphiropoulos	-	9	1981
Gale Zaphiropoulos	-	9	1984

HAMMER

Travis Nutter	-	4	1998
Travis Nutter	-	9	2000
Travis Nutter	-	6	2001
Travis Nutter	-	5	2003
Travis Nutter	-	4	2004

JAVELIN

Marty Biles	8	2	1947
Marty Biles	8	2	1948
Marty Biles	7	2	1949
Bruce Kennedy	-	7	1978
Bruce Kennedy	-	5	1979
Bruce Kennedy	-	2	1980
Bruce Kennedy	-	2	1981
Bruce Kennedy	-	5	1982

DECATHLON

Dave Steen	10	-	1983
Dave Steen	5	-	1985
Dave Steen	6	-	1986
Dave Steen	3	-	1988
Chris Huffins	8	2	1995
Chris Huffins	10	3	1996
Chris Huffins	7	2	1997
Chris Huffins	5	2	1998
Ross Bomben	-	10	1998
Chris Huffins	5	2	1999
Ross Bomben	-	10	1999
Chris Huffins	4	1	2000
Bevan Hart	-	5	2000
Bevan Hart	-	8	2001
Bevan Hart	-	8	1999

OLYMPIC HISTORY

CALIFORNIA'S OLYMPIC TRADITION

One of the University of California's proudest accomplishments is its honored Olympic tradition.

One of just a few colleges to have produced more than 100 U.S. Olympians (in all sports), Golden Bear track & field athletes have played perhaps the largest role in this heritage.

It started in 1912, as Fred Allen traveled to Stockholm, Sweden, to outleap U.S. teammate Jim Thorpe in the long jump (22-9 1/4) en route to a sixth-place finish.


In all, 43 Cal track & field athletes have made 57 appearances in 20 Olympic Games, capturing six gold medals, three silver medals and three bronze medals along the way.

There are several Olympic standouts who have also donned the California blue & gold, but none may be more remembered than Brick Muller, Archie Williams and Eddie Hart.

Muller, the legendary star of Cal's famed "Wonder Teams" in the 1920s on the football field showed his great all-around ability when he earned a silver medal in the 1920 Games at Antwerp, Belgium, with a high-jump mark of 6-2 3/4.

Old Blues were sure to beam with pride at the 1936 Games in Berlin, Germany, when African-American quartermiler Archie Williams won the gold medal in the 400 meters (46.5 hand-timed) in front of Adolf Hitler and his fellow Germans (this was the same Games where Jesse Owens claimed four golds). Williams set the world record earlier that year at the NCAA Championships in Chicago, Ill.

And anyone close to the sport of track & field cannot forget the saga of sprinter Eddie Hart at



Chris Huffins




Sheila Hudson

the 1972 Games in Munich, West Germany. His Olympic coach gave him the wrong starting time for the semifinals of the 100 meters, as Hart showed up late and was disqualified. The classy Hart refused to blame the coach for the error and instead turned his attentions to the 400-meter relay, as he anchored the U.S. squad to the gold medal in a world record time (38.19).

The 1988 Games in Seoul, South Korea, saw former Cal standout Dave Steen earn the bronze medal in the decathlon for his native Canada, while California ace Atlee Mahorn raced to fifth place in the 200 meters and ran a leg on Canada's seventh-place 400-meter relay team.

The 1992 Olympiad in Barcelona, Spain, also had strong Cal representation. Ramon Jimenez-Gaona competed for Paraguay in the discus. Former Golden Bears head coach Erv Hunt was an assistant coach for the United States team, while former Cal assistant coach Ken Flax competed for the USA in the hammer throw.

The 1996 Games in Atlanta, Ga., featured four Golden Bear athletes and two head coaches.



Owen Guinn Smith

Hunt served as the head men's track & field coach, making him the third Cal coach to lead the USA team. For the U.S., former Cal decathlete and current Bears head coach Chris Huffins placed 10th in the decathlon (8300 points) and Sheila Hudson earned 11th place in the triple jump (46-0). Thomas McGuirk competed in the 400m hurdles (50.76) for Ireland, and Ramon Jimenez-Gaona competed in his second Olympic Games for Paraguay in the discus (201-4).

At the 2000 Sydney Olympics, Cal was represented by Huffins in the decathlon (U.S.), McGuirk in the 400m hurdles (Ireland) and 2001 All-American Bolota Asmerom in the 5000m (Eritrea). Huffins won the bronze medal (8,595 points) in the decathlon, becoming the first Cal athlete to win a track and field medal since Steen claimed the bronze in the decathlon in 1988.

The 2004 Athens Games saw alumna Grace Upshaw (long jump) and Kristin Heaston (shot put) compete for Team USA in Greece, the birthplace of the Olympics. Upshaw finished tenth in the long jump with a jump of 21-9.5.

CAL OLYMPIC FACTS

Total number of competitors: 42 athletes in 59 appearances in 21 Games.

Most appearances: 3 - Dave Steen

Steen competed for his native Canada (1980, 1984, 1988) in the decathlon, earning a Bronze Medal in 1988. Bruce Kennedy was selected to three Olympic Teams-1972, 1976 for Rhodesia, which was banned by the IOC and in 1980 for the U.S., which boycotted the games.

Medal Count: 12 (6 Gold, 3 Silver, 3 Bronze).

Interesting Fact: John Merchant competed in the 1920 Games in the long jump, and in the 1924 Games in the hammer throw.

OLYMPIANS & OLYMPIC COACHES

CAL ATHLETES IN THE OLYMPIC GAMES

1906 (Athens, Greece)

Robert Edgren (Shot Put, DNP; Discus Throw, DNP)

1912 (Stockholm, Sweden)

Fred Allen (Long Jump, 6th, 22-9 1/4)
Walter McClure (800 meters, DNQ, NA; 1500 meters, DNQ, 4:07.3)

1920 (Antwerp, Belgium)

Brutus Hamilton (Decathlon, Silver Medal, 5937 points; Pentathlon, 6th place, NA)
Harry Liversedge (Shot Put, Bronze Medal, 46-5 1/4)
John Merchant (Long Jump, 11th place, 21-4)
Harold "Brick" Muller (High Jump, Silver Medal, 6-2 3/4)
Augustus "Gus" Pope (Discus Throw, Bronze Medal, 138-2)
Albert "Pesky" Sprott (800 meters, 6th place, 1:56.4)

1924 (Paris, France)

Paul Boren (Long Jump, alternate)
Brutus Hamilton (Pentathlon, DNF)
Harry Liversedge (Shot Put, alternate)
John Merchant (Hammer Throw, 9th place, 135-11)
William Neufeld (Javelin, 5th place, 196-9)
Augustus "Gus" Pope (Discus Throw, 4th place, 145-9)

1932 (Los Angeles, CA, USA)

Kenneth Churchill (Javelin, 6th place, 207-6)
Robert Kiesel (400 meter relay, Gold Medal, 40.0)

1936 (Berlin, Germany)

Robert Clark (Decathlon, Silver Medal, 7601 points; Long Jump, 6th place, 25-2)
Archie Williams (400 meters, Gold Medal, 46.5)

1948 (London, England)

Martin Biles (Javelin, 6th place, 213-9)
Owen Guinn Smith (Pole Vault, Gold Medal, 14-1 1/4)

1952 (Helsinki, Finland)

Sloss Price King (10,000 meter walk, DNQ, 51:08.6)

1956 (Melbourne, Australia)

Don Bowden (1500 meters, DNQ, 3:59.7)
Leamon King (400 meter relay, Gold Medal, 39.5)
Lon Spurrier (800 meters, 6th place, 1:49.3)

1960 (Rome, Italy)

Jerome Siebert (800 meters, DNQ, 1:48.1)
Jack Yerman (400 meters, DNQ, 48.9; 1600 meter relay, Gold Medal, 3:02.2)

1964 (Tokyo, Japan)

Jerome Siebert (800 meters, 6th place, 1:47.0)

1968 (Mexico City, Mexico)

Dave Maggard (Shot Put, 5th place, 63-9)
Dave Smith (Triple Jump, 21st place, 51-8 1/4)

1972 (Munich, West Germany)

Eddie Hart (400 meter relay, Gold Medal, 38.19; 100 meters, DNQ, 10.47)
Bruce Kennedy (Rhodesia; Javelin, NA)
Roddy Lee (Taiwan; 110 meter high hurdles, NA)
Dave Smith (Triple Jump, 32nd place, 47-9)

1976 (Montreal, Quebec, Canada)

Bruce Kennedy (Rhodesia; Javelin, NA)
Marilyn Neufville (Jamaica; 400 meter intermediate hurdles, NA)
James Robinson (800 meters, DNQ, 1:46.43)
Quentin Wheeler (400 meter intermediate hurdles, 4th place, 49.86)

1980 (Moscow, USSR)*

Lloyd Guss (Canada; 400 meter intermediate hurdles, NA; 1600 meter relay, NA)
Bruce Kennedy (Javelin, DNC)
Brian Maxwell (Canada; Marathon, NA)
James Robinson (800 meters, DNC)
Dave Steen (Canada; Decathlon, NA)
* USA team boycotted and did not compete

1984 (Los Angeles, CA, USA)

Lloyd Guss (Canada; 400 meter intermediate hurdles, NA; 1600 meter relay, NA)
Atlee Mahorn (Canada, 200 meters, DNQ, 20.78; 400 meter relay, DNC, 39.54)
Dave Steen (Canada; Decathlon, 17th place, 7532 points)
Kaare Vefling (Norway; 1500 meters, DNC, 3:47.48)

1988 (Seoul, South Korea)

Atlee Mahorn (Canada; 200 meters, 5th place, 20.39; 400 meter relay, 7th place, 38.93)
Dave Steen (Canada; Decathlon, Bronze Medal, 8328 points)

1992 (Barcelona, Spain)

Ramon Jimenez-Gaona (Paraguay; Discus)
Erv Hunt (USA Assistant Coach)

1996 (Atlanta, Georgia)

Erv Hunt (USA Men's Head Coach)
Chris Huffins (Decathlon, 10th place, 8300 points)
Sheila Hudson (triple jump, 11th place, 46-0)
Ramon Jimenez-Gaona (Paraguay; Discus, 201-4)
Thomas McGuirk (Ireland, 400 meter intermediate hurdles, 50.76)

2000 (Sydney, Australia)

Bolota Asmerom (Eritrea, 5000m, 14:15.26)
Sheila Hudson (Triple Jump, didn't meet Olympic standard)
Chris Huffins (Decathlon, Bronze Medal, 8595 points)
Thomas McGuirk (Ireland, 400 meter intermediate hurdles, 51.73)

2004 (Athens, Greece)

Bolota Asmerom (5000m, did not meet Olympic standard)
Kristin Heaston (Shot Put, DNQ for final, 56-4)
Jennifer Joyce (Canada, Hammer, did not meet Olympic standard)
Travis Nutter (Hammer Throw, did not meet Olympic standard)
Grace Upshaw (Long Jump, 10th, 21-9.5)

CALIFORNIA OLYMPIC CHAMPIONS GOLD MEDALISTS

1932	Bob Kiesel	400 meter relay (40.0)
1936	Archie Williams	400 meters (46.5)
1948	Guinn Smith	Pole Vault (14-1.25)
1956	Leamon King	400 meter relay (39.5)
1960	Jack Yerman	1600 meter relay (3:02.2)
1972	Eddie Hart	400 meter relay (38.19)

SILVER MEDALISTS

1920	Brutus Hamilton	Decathlon (5937 points)
1920	Harold "Brick" Mueller	High Jump (6-2.75)
1936	Bob Clark	Decathlon (7601 points)


BRONZE MEDALISTS

1920	Harry Liversedge	Shot Put (46-5.25)
1988	Dave Steen	Decathlon (8328 points)
2000	Chris Huffins	Decathlon (8595 points)

CAL HALL OF FAME TRACK INDUCTEES

The following men and women associated with Cal Track & Field have been inducted into the University's Athletic Hall of Fame, which was inaugurated in 1986.

Louise Romo Banks became Cal's first female national champion when she won the 1982 AIAW 800m title. She was a five-time All-American and still holds school records in the 800m (2:01.59) and 1500m (4:09.29), which she set in 1984, the same year in which she qualified for the Olympic final trials in both events.



Louise Romo Banks

Don Bowden was America's first sub-4 minute miler in 1957. He set the national collegiate 880 record when he defeated 1500-meter champion Ron Delaney at the NCAA Championships in a somewhat historic race. Almost unheard of today, his final 440 was faster than his first, and his third 220 was fastest of all when he secured the cushion he needed to fend off Delaney with a devastation finish. At Lincoln High School in Stockton, he set the national high school 880 record as well. Despite being injured most of his sophomore year, he nonetheless earned a place on the U.S. Olympic team in Melbourne. In 1957, he anchored Cal to a collegiate distance medley relay record and in 1958 anchored the Bears to two world best spring medley relay records and the world two mile record.

Walter Christie was Cal's head coach from 1900 until his retirement in 1932. His teams won three conference championships and the 1922 NCAA crown, as well as numerous great performances at the then prestigious ICA4A competitions. He coached Olympic medal winners Brick Muller (high jump), Harry Liversedge (shot put), Gus Pope (discus), Bob Kiesel (relay), as well as world record setting high jumper, Eddie Beeson. He also tutored national champions, Jack Merchant (hammer and shot put), Allen Norris and Oather Hampton (pole vault) and javelinist Ken Churchill.

Brutus Hamilton was legendary as an athlete and as a coach at both Kansas and Cal (1932-1965). He also placed second in the 1920 Olympic decathlon. He was the head coach of the U.S. Olympic Team in Helsinki in 1952 and his powerful men's team won 30 medals, including 14 gold. That was America's highest medal count since 1924 and has not been surpassed since. He was also the decathlon coach in 1936 when his athletes swept the



Brutus Hamilton


medals. He coached such world record setters at Cal as Tom Moore, Archie Williams, Grover Klemmer, Leamon King and America's first ever sub-4 minute miler, Don Bowden. At Kansas he coached America's most successful miler before Jim Ryun, the great Glenn Cunningham and 1932 Olympic decathlon champion Jim Bausch. Hamilton was inducted into the National Track & Field Hall of Fame in 1974.

Eddie Hart tied the world 100-meter record at 9.9 in winning the 1972 Olympic Trials in Eugene, Ore. In one of the most unfortunate incidents in Olympic track history, he missed the second round of the qualifying in Munich, Germany when his coach was unaware of the correct starting time of his race. He still managed to earn a gold medal when he anchored the U.S. 4x100 relay team to a world record 38.19. He led the Bears to what was thought to be the NCAA championship title in 1970, by winning the 100 and anchoring the Bears' victorious 4x100 relay team. A teammate was later declared ineligible and the loss of his points cost Cal the crown. Hart was world ranked in the 100 in 1970 and in the 100 and 200 in 1972. He went on to become a high school and junior college physical education teacher and coach before entering private business.

Sheila Hudson is the only American woman to ever be ranked in the triple jump, in which she was three times. She set nine American records in the event from 1987-96, finally settling for the still-standing U.S. record of 47-3.5. Her domination included six NCAA championship titles (long jump and triple jump), nine national triple jump championship titles and 10 U.S. No. 1 triple jump rankings. She still holds the Cal long jump record at 22-1, an event in which she earned six U.S. top five rankings. The women's triple jump was not added to the Olympic program until the latter end of her illustrious career. Nonetheless, she did earn a spot in the Olympic finals in 1996.

Leamon King tied the world 100-yard record and twice tied the world 100-meter standard in 1956. Despite an injury, he earned the 4x100 relay spot for the Melbourne Olympic Games and his second leg was an unofficial 9.1, helping the U.S. to the gold medal and the world record. In 1957, he helped Cal to a second place finish at the NCAA Championships, placing third in the 100 and second in the 220. He also won the AAU championship that same year. King was world ranked in the 100 from 1955 through 1957 and in the 200 in 1957. He earned his teaching credential and spent his post-collegiate years teaching in the Central Valley.

Grover Klemmer set the world 440 and 400 meter records in 1941, the same year he anchored Cal to the world mile relay record. He also ran the



Don Bowden

third leg on the Bears' world two mile relay record setting team. He won the NAAU Championship in 1940 and 1941. Klemmer was a three-sport letterman at Cal, adding football and basketball to his letters in track. After graduation he taught and coached football and was the chairman of the physical education department at CCSF as well as enjoying a 20-year career as an NFL official.

Ed Miller won the 1976 NCAA decathlon title with a school-record 7,443 points. That mark broke the existing Cal mark that had stood for 42 years. After graduation, he posted a career-best 7,708 points in 1980. Miller currently serves as an assistant coach on Cal's track and field team, where he has helped

develop two NCAA decathlon champions in Chris Huffins (1993) and Bevan Hart (2000). He also assists in the administration of the program and in recruiting. Miller was named a United States assistant coach for the 2003 IAAF World Championships in Athletics Aug. 22-31, in Paris, France. Miller used to serve as the USA Track & Field national coordinator for the long jump and served as the 1989 national coach for the Olympic Festival in Norman, Okla. He is currently a member of the USATF's Men's Track and Field and Men's Development Committees.

Harold "Brick" Muller, one of Cal's greatest track and field athletes, was also an All-American football defensive end as a member of Cal's famed "Wonder Teams". Muller won a silver medal in the 1920 Olympic high jump. In the 1922 NCAA track championship he placed second in the long jump at 23-8.25 (compared to the world record at the time this would be equal to a high 27-foot jump), placed third in the high jump at 6-1.5 (comparable to 7-6 today), and fourth in the discus at 127-8 (comparable to a 200-foot plus throw). He went on to become a prominent orthopedic

surgeon and served Cal athletes for many years in that capacity. Brick is also a member of the National Football Foundation Hall of Fame.

Guinn Smith won the 1948 Olympic pole vault gold medal and was ranked number one in the world both that season and for the previous year. Prior to the war he won the 1941 NCAA pole vault title after finishing second the previous year. His Cal record of 14-6 3/8 lasted 26 years.

Archie Williams was a 49-second quartermiler in 1935 (College of San Mateo) and in 1936 he set the world record at 46.1, won the NCAA Championship and the Olympic gold medal in Berlin. Injuries forced his retirement the next year, but he took his degree in mechanical engineering and meteorology and became a commercial pilot following graduation. When WWII broke out, he enlisted in the Air Force and became a flight instructor at Tuskegee Institute and trained many of the men who became the "Tuskegee Airmen". He flew B29 Bomber missions during the Korean Conflict and retired after 22 years as a Lt. Col.-whereupon he earned a teaching credential and taught computer sciences in Marin County though the mid-1980s. Williams passed away in 1993, but not before being inducted into the National Track & Field Hall of Fame, as well as the Cal Hall of Fame.



Ed Miller

CALIFORNIA HALL OF FAME TRACK INDUCTEE ROSTER

Banks, Louise Romo - 1986, Track & Field
 Beaty, Forrest - 1966, Track & Field
 Beeson, Eddie - 1913, Track & Field
 Biles, Martin - 1941, Track & Field
 Bowden, Don - 1958, Track & Field
 Christie, Walter - Track & Field Coach 1901-32
 Churchill, Kenneth - 1931, Track & Field
 Clark, Robert - 1935, Track & Field
 Cowling, Larry - 1982, Track & Field
 Curtice, Emery - 1929, Track & Field
 Davis, Hal - 1944, Track & Field
 Hamilton, Brutus - Track & Field Coach 1933-65
 Hanger, Chuck - 1948, Basketball, Track & Field
 Hart, Eddie - 1971, Track & Field
 Hudson, Sheila - 1990, Track & Field
 Johnson, Gene - 1964, Track & Field
 Kiesel, Robert - 1934, Track & Field
 King, Leamon - 1957, Track & Field
 Klemmer, Grover - 1943, Track & Field, Football, Basketball
 Liversedge, Harry - 1918, Track & Field, Football, Rugby
 Lom, Ben - 1930, Football, Track & Field
 Lutz, Lawrence - 1936, Football, Track & Field

Maggard, Dave - 1962, Track & Field, Football, Athletic Director 1972-90
 Majors, O.C. "Cort" - 1921, Football, Track & Field, Basketball
 Merchant, Jack - 1922, Track & Field
 Miller, Ed - 1976, Track & Field
 Moore, Tom - 1936, Track & Field
 Morse, Clinton "Brick" - 1895, Football, Baseball, Track & Field
 Muller, Harold "Brick" - 1923, Football, Track & Field
 Neufeld, Bill - 1924, Track & Field
 Peter, Dick - 1941, Track & Field
 Phillips, Irvine - 1928, Football, Track & Field
 Ragan, Al - Track & Field Coach 1943-45
 Robinson, James - 1976, Track & Field
 Siebert, Jerry - 1960, Track & Field
 Smith, Guinn - 1941, Track & Field
 Smith, Warren "Locomotive" - 1902, Football, Baseball, Track & Field
 Sprott, Albert "Pesky" - 1921, Football, Track & Field
 Spurrier, Lon - 1954, Track & Field
 Walker, Wesley - 1977, Football, Track & Field
 White, Willie - 1960, Track & Field
 Williams, Archie - 1938, Track & Field
 Yerman, Jack - 1960, Track & Field, Football

EDWARDS STADIUM/GOLDMAN FIELD

Long considered one of the finest track & field facilities in the world, the University of California's Edwards Stadium has a legacy unmatched in collegiate track & field. Not only has the facility been host to some of the best individual performances in the sport's history, but Edwards Stadium also stands in one of the most beautiful settings in the nation, with panoramic views of the Berkeley Hills and Strawberry Canyon to the east, and the San Francisco Bay, Golden Gate Bridge, and the city skyline to the west.

Cal's track teams returned home to Edwards Stadium/Goldman Field for the 2000 season after a year hosting meets away from Berkeley while the stadium reconstruction project was completed. Edwards Stadium was the site for the 2001 Pac-10 Championships and also hosted the 1993 Pac-10 meet. Bids will be presented in the near future to host upcoming NCAA and TAC National Championship events.

With a seating capacity of 22,000, Edwards Stadium for years had the distinction of being the largest exclusive track & field facility in the United States. Beginning with the 1999-00 school year, the Cal men's and women's soccer teams adopted Edwards Stadium's infield - Goldman Field - as their home venue.

Over the years, Edwards Stadium has witnessed 12 world records, 26 American records, and 24 collegiate records. The first world record set in the stadium was also history's first 15-foot pole vault, by Cornelius "Dutch" Warmerdam in 1940. The last world mark to fall in Berkeley was in 1978, as Washington State's Henry Rono clocked 13:06.4 in the 5,000-meter run. On a cinder surface in 1966 - before a Tartan all-weather surface was added in 1977 - a University of Kansas freshman by the name of Jim Ryun clocked a remarkable 3:51.3 mile.

Named after Col. George C. Edwards, the facility opened in 1932 as the only stadium in the world built for track & field use only. Since that time, Edwards Stadium has hosted eight NCAA Championship meets (more than any other site), a National AAU Championship, the All-American Invitational in 1966, the 1971 & '78 USA vs. USSR dual-meets, six Kennedy Games, the Brooks Meet of Champions and the Kinney Invitational.

In 1967, the oval itself was dedicated in the name of Walter Christie, California's first track & field coach (1900-32), and in the early 1960's, the "Friends of California Track" raised funds to build the Walter Christie Bench, which stands just outside the running track on the west side of the field. With funds that remained after the bench was built, the electric clock that sits atop the scoreboard to the north was purchased. A 173-seat press box sits atop the west grandstands.



Jesse Owens (1935 NCAA meet at Edwards Stadium)

WORLD & AMERICAN RECORDS SET IN EDWARDS STADIUM

YEAR	EVENT	MARK	ATHLETE (AFFILIATION)
1940	PV	15-0	Cornelius Warmerdam (San Francisco Olympic Club)
1941	440y	46.6	Grover Klemmer (California)^
1942	PV	15-6 7/8	Cornelius Warmerdam (San Francisco Olympic Club)
1947	440y	46.3	Herb McKenley (Jamaica)^
1948	440y	46.0	Herb McKenley (Jamaica)
1955	880y	1:47.5	Lon Spurrier (San Francisco Olympic Club)
1956	200m	20.6	Bobby Morrow (Abilene Christian College)^
1958	440y	45.7	Glenn Davis (Ohio State)^
1959	220y	20.6	Ray Norton (Santa Clara VYV)
1966	Mile	3:51.3	Jim Ryun (Kansas)^
1971	HJ	7-6 1/4	Pat Matzdorf (Wisconsin)^
1978	5000	13:06.4	Henry Rono (Washington State)^

ADDITIONAL AMERICAN RECORDS SET IN EDWARDS STADIUM

YEAR	EVENT	MARK	ATHLETE (AFFILIATION)
1955	1000y	2:08.5	Lon Spurrier (SF Olympic Club)
1956	800	1:46.7	Arnie Sowell (Pittsburgh)
1956	5000m	14:25.5	Bill Dellinger (Oregon)
1958	220yLH	22.7	Charlie Tidwell (Kansas)
1966	Javelin	188-11	Renae Bair (San Diego T&F Assn.)
1966	TJ	54-7.75	Art Walker (Southern California Striders)
1971	1500m	4:14.6	Doris Brown (Falcon Track Club)
1971	Mile	4:41.5	Francie Larrieu (San Jose Cindergals)
1973	Javelin	208-1	Kate Schmidt (Long Beach Track Club)
1974	Shot Put	56-7	Maren Seidler (Mayor Daley Youth Foundation)
1978	100mH	13.13	Deby La Plante (Unattached)
1984	Hammer	180-0	Carol Cady (Stanford)
1984	Hammer	188-8	Carol Cady (Stanford)
1996	Hammer	194-4	Leslie Coons (USC)

ADDITIONAL COLLEGIATE RECORDS

1935	Javelin	221-3.5	Charles Gongloff (Pittsburgh)
1937	880y	1:50.3	John Woodruff (Pittsburgh)
1955	2 Mile	8:57.7	Fernando Ledesma (USC)
1958	2 Mile	8:46.3	Alex Henderson (Arizona State)
1958	Javelin	265-1	Jon Fromm (Seattle Pacific)
1960	800m	1:46.4	George Kerr (Illinois)
1965	6 Mile	27:49.2	Doug Brown (Montana)
1966	10,000	28:55.6	Van Nelson (St. Cloud State)

* converted from hand-time ^also set collegiate record

A new era of California track and field began in 2000 when the Golden Bears returned to campus at Edwards Stadium/Goldman Field after a year away while the facility underwent a \$3.5 million renovation project. The improvements for Edwards Stadium were spearheaded by a lead gift of \$1.5 million from Richard Goldman ('41) and his late wife Rhoda ('46). In recognition of their tremendous contribution, the field at the stadium was renamed Goldman Field in honor of Richard's father, Richard Samuel Goldman ('09). In addition, former track athlete David Epstein ('61) made a \$250,000 challenge match for other Cal track alumni and friends. Other alumni who have stepped forward with significant support include William Monheit ('33), Frederick Binkley ('43) and Thomas Floers ('48). Below are a list of improvements which have been made. Lights are expected to be installed in the near future.

Following the completion of the renovation project, Edwards Stadium was honored with the 1999-00 Outstanding Facility Design and Construction award by the U.S. Tennis Court and Track & Field Construction Association.



IMPROVEMENTS INCLUDE:

- * Reconfigured 400-meter oval with 85-meter straightaways
- * Installation of a top polyurethane all-weather surface
- * Relocation of field events to the north and south ends of the track, allowing for simultaneous men's and women's competitions, similar to European venues
- * Conversion of the infield into a regulation size soccer field (70 x 115 yards), with quality grass, drainage and irrigation
- * Improved landscaping, concessions, ticketing, signage and access/entry points to the stadium

EDWARDS RECORDS-MEN

Event	Mark	Athlete (Affiliation)	Year
100 Meters	10.26	Ron Brown (unattached)	1984
200 Meters	20.44	Eric Brown (UCLA)	1982
400 Meters	45.0	Lee Evans (San Jose State)	1968
800 Meters	1:45.37	Joaquin Cruz (Oregon)	1983
1500 Meters	3:36.1	Jim Ryun (Kansas)	1966
3000 Meter SC	8:28.33	Peter Renner (New Zealand)	1985
5000 Meters	13:08.4	Henry Rono (WSU)	1978
10,000 Meters	28:37.3	Peter Koech (WSU)	1983
110m HH	13.29	Greg Foster (Wilt's AC)	1982
400m IH	48.59	Edwin Moses (Unattached)	1981
400m Relay	38.91	USA	1984
1600m Relay	3:00.11	USA	1984
High Jump	7-7	Jim Howard (Mazda TC)	1985
Pole Vault	18-5.25	Earl Bell (Pacific Coast Club)	1984
Long Jump	26-3.50	Arnie Robinson (Maccabi TC)	1978
Triple Jump	56-4.25	Mike Conley (Arkansas)	1984
Shot Put	71-4.25	Randy Matson (Texas Striders)	1970
Discus	233-5	Ben Plucknett (4C TC)	1983
Hammer	252-5	Balazs Kiss (USC)	1996
Javelin	247-0	Erik Smith, UCLA	1993
Decathlon	8398	Tom Pappas (Adidas)	2002

EDWARDS RECORDS-WOMEN

Event	Mark	Athlete (Affiliation)	Year
100 Meters	11.14	Evelyn Ashford (Medalist T.C.)	1982
200 Meters	22.69	Evelyn Ashford (USA)	1978
400 Meters	51.2	Patrick Jackson (USA)	1978
800 Meters	1:59.0	Tatanya Providokhina (USSR)	1978
1500 Meters	4:04.5	Mary Decker (Athletics West)	1983
3000 Meters	8:42.6	Svetlana Ulmasova (USSR)	1978
5000 Meters	15:50.4	Amy Harper (Cal Poly SLO)	1983
10,000 Meters	33:12.1	Lisa Martin (Oregon)	1983
100mH	12.93	Stephanie Hightower (LA Naturite)	1982
400mH	56.53	Latanya Sheffield (Maccabi T.C.)	1984
400m Relay	42.88	USA	1984
1600m Relay	3:25.99	USA	1984
High Jump	6-3.25	Louise Ritter (Pacific Coast Club)	
Pole Vault	14-1.25	Tracy O'Hara (UCLA)	2001
Long Jump	21-9.25	Jodi Anderson (USA)	1978
Triple Jump	43-7.75	Sheila Hudson (California)	1987
Shot Put	64-9.25	Gael Martin (Australia)	1984
Discus	213-10	Meg Ritchie (Great Britain)	1981
Hammer	214-7	Christina Tolson (UCLA)	2001
Javelin	207-1	Sherry Calvert (USA)	1978
Heptathlon	6299	Sheila Burrell (Nike)	2002

NCAA STANDARDS

INDOOR STANDARDS

Event	Auto	Provisional
	Men/Women FAT	Men/Women FAT
55m	6.13/6.75	6.24/6.92
60m	6.62/7.27	6.72/7.44
55mH	7.17/7.58	7.38/7.86
60mH	7.70/8.15	7.91/8.43
200m		
Undersized	21.33/23.70	21.73/24.30
200m Flat	21.08/23.50	21.48/24.10
Oversized/Banked	20.83/23.30	21.23/23.90
400m		
Undersized	46.85/53.00	48.05/55.00
200m Flat	46.45/52.70	47.65/54.70
Oversized/Banked	46.05/52.40	47.25/54.40
800m		
200m or less	1:48.60/2:06.05	1:50.10/2:09.40
Oversized/Banked	1:48.00/2:05.65	1:49.50/2:09.00
Mile		
200m or less	4:00.10/4:39.1	4:05.70/4:47.60
Oversized/Banked	3:59.30/4:38.50	4:04.90/4:47.00
3,000m		
200m or less	7:57.30/9:16.80	8:06.30/9:35.80
Oversized/Banked	7:56.00/9:16.00	8:05.00/9:35.00
5,000m		
200m or less	13:55.00/16:11.60	14:60.90/16:46.60
Oversized Banked	13:53.10/16:10.00	14:15.00/3:40.00
1,600M Relay		
Undersized	3:09.30/3:35.90	3:13.60/3:42.40
200m Flat	3:07.70/3:34.70	3:12.00/3:41.20
Oversized/Banked	3:06.10/3:33.50	3:10.40/3:40.00
Mile Relay		
Undersized	3:10.50/3:37.10	3:14.80/3:43.65
200m Flat	3:08.90/3:35.90	3:13.20/3:42.45
Oversized/Banked	3:07.30/3:34.70	3:11.60/3:41.25
Distance Medley (Meters)		
200m or less	9:35.25/11:11.00	9:45.95/11:30.00
Oversized/Banked	9:33.00/11:09.00	9:43.70/11:28.00
Distance Medley (yds)		
200m or less	9:38.75/11:14.50	9:49.45/11:34.20
Oversized/Banked	9:36.50/11:12.50	9:47.20/11:32.20

METRIC

High Jump	2.23m/1.84m	2.17m/1.78m
Pole Vault	5.50m/4.20m	5.20m/3.95m
Long Jump	7.85m/6.40m	7.45m/6.10m
Triple Jump	16.20m/13.30m	15.50m/12.65m
Shot Put	19.30m/16.90m	17.75m/15.40m
Weight Throw	21.20m/20.50m	19.00m/18.50m
Hep/Pentathlon	5650/4050	5200/3700

OUTDOOR STANDARDS

Event	Men/Women
	FAT
100m	10.50/11.75
200m	21.19/23.96
400m	47.26/54.61
800m	1:50.40/2:09.80
1500m	3:48.21/4:27.80
Mile	4:06.61/4:49.60
3000mSC	9:08.15/10:52.10
5000m	14:15.75/16:52.00
10000m Auto	29:00.00/34:10.00
10000m Prov	29:45.00/35:15.00
110mH/100mh	14.33/13.95
400mh	52.51/60.82
400m Relay	40.66/45.80
1600m Relay	3:10.00/3:42.00

METRIC

High Jump	2.10/1.75
Pole Vault	5.00/3.80
Long Jump	7.34/5.95
Triple Jump	15.08/12.26
Shot Put	16.61/14.30
Discus	50.37/47.30
Javelin	61.62/43.15
Hammer	55.63/54.15

Decathlon (auto)	7500 pts
Decathlon (prov)	7000 pts

Heptathlon (auto)	5,500 pts
Heptathlon (prov)	5,000 pts



Bolota Asmerom was a third-place finisher in the 2004 U.S. Olympic Trials.

UNIVERSITY OF CALIFORNIA



CAL STUDENT POPULATION

Fall 2003

No. of Students	33,076
Undergraduates	23,206
Graduate Students	9,870
Gender Distribution	
Male	15,959
Female	17,117

STUDENT COMPOSITION

Fall 2003

A multi-cultural and multi-ethnic campus. No ethnic group forms a majority.

Native American	220
Asian/Asian American	11,173
African American	1,233
Hispanic	3,019
Caucasian	11,487
Other	653
International	2,572
No Ethnic Data	2,719

The University of California is one of the world's leading academic institutions. The school, known throughout the world as "Cal," is truly a prototype of a contemporary university. It attracts what many consider the finest applicant pool in the country, generates an ethnically and culturally diverse student population on campus, and provides one of the finest learning experiences in the world today.

WORLD-CLASS FACULTY AND STUDENTS

The Berkeley campus is renowned for the size and quality of its libraries and laboratories, the scope of its research and publications, and the distinction of its faculty and students. National rankings consistently place Cal's undergraduate and graduate programs among the very best. The faculty includes eight Nobel Laureates, 124 members of the National Academy of Sciences, 19 MacArthur Fellows, 87 Fulbright Scholars, three Pulitzer Prize winners and more Guggenheim Fellows (141) than any other university in the country.

The quality of Cal's diverse and independent student body complements the stature of the faculty. More than 33,000 students annually enroll at Cal. Of these, about 23,000 are undergraduates. Students come to Berkeley from all over California, in addition to every state in the union and more than 2,000 students from 75 countries around the world.

The undergraduate student body can best be characterized by its diversity; there is no one racial or ethnic majority. Students reflect all age groups, and economic, cultural and geographic backgrounds. This dynamic mix produces the wide range of opinion and perspective essential to a great university.

THE BAY AREA

Overlooking San Francisco Bay, the campus is a lush and tranquil 1,232-acre oasis in an urban setting. The grounds have retained much of the beauty of their rural beginnings. Spacious lawns, hiking and running trails, as well as groves of oak, redwood and eucalyptus blend with the Neo-classical architecture of John Galen Howard. The University is bordered by the





CAL RANKED AS NO. 1 PUBLIC UNIVERSITY IN UNITED STATES

The top public universities, as ranked by *U.S. News and World Report*:

1. California Virginia
3. Michigan
4. UCLA
5. North Carolina

CAL FACULTY WHO HAVE WON NOBEL PRIZE

CURRENT FACULTY

Daniel L. McFadden	Economics	2000
Yuan T. Lee	Chemistry	1986
Gerard Debreu	Economics	1983
Czeslaw Milosz	Literature	1980
Charles H. Townes	Physics	1964
Donald A. Glaser	Physics	1960
Owen Chamberlain	Physics	1959

DECEASED OR NO LONGER AT CAL

John C. Harsanyi	Economics	1994
Luis Alvarez	Physics	1968
Melvin Calvin	Chemistry	1961
Emilio G. Segre	Physics	1959
Edwin M. McMillan	Chemistry	1951
Glenn T. Seaborg	Chemistry	1951
William F. Giaque	Chemistry	1949
John H. Northrop	Chemistry	1946
Wendell M. Stanley	Chemistry	1946
Ernest O. Lawrence	Physics	1939

CAL FACTS

- * More students who earn undergraduate degrees at Cal complete doctorates than graduates of any other university in the country
- * With more than 9 million volumes in 18 campus libraries, Cal's libraries are ranked third nationally by the Association of Research Libraries

wooded rolling hills of Tilden Regional Park and Berkeley, one of America's most lively, culturally diverse and politically adventurous cities.

ACADEMIC SUCCESS

By any standard, Cal offers its students one of the best educations available. Since its birth it has earned a reputation unmatched by any public university in America. According to a recent study by the National Research Council, Cal ranks first nationally in both the number of graduate programs in the Top 10 in their fields (97 percent) and the number of "distinguished" programs for the scholarship of the faculty (32 programs).

Although Cal is well known for its stellar graduate programs, undergraduate teaching is a campus priority. Nearly half of all courses offered at the undergraduate level have 25 students or fewer, and many lecture courses include smaller laboratory or study group sections which allow close interaction with professors and other instructors.

Cal offers a wide arena for academic endeavor and personal growth with more than 7,000 courses in nearly 300 degree programs. Exceptional support services such as the Student Learning Center, Career and Graduate School Services, the Disabled Students' Program, and campus and alumni mentor programs reflect Cal's strong commitment to undergraduate education. Study abroad is available to undergraduate students through the Education Abroad Program, which maintains more than 90 study centers in countries such as Australia, Costa Rica, Egypt, Hong Kong, New Zealand and Thailand.

Each year, more than 8,500 students receive degrees from the University - about 5,500 bachelor's degrees, 2,000 master's degrees, 900 doctorates and 200 law degrees.

ATHLETIC EXCELLENCE

The excellence of the University's intercollegiate athletic program rivals the school's academic reputation as Cal boasts one of the finest all-around programs in the nation. Twenty-seven sports - men's and women's basketball, crew, cross country, golf, gymnastics, soccer, swimming and diving, tennis, track & field and water polo; men's baseball, football and rugby; along with women's softball, volleyball, field hockey and lacrosse - are sponsored by the University. Over the years, Cal has captured more than 60 national team championships - most recently men's golf and rugby - while claiming over 105 NCAA individual championships in a variety of sports. This past season, six coaches received Conference Coach of the Year honors, Natalie Coughlin was named the NCAA Swimmer of the Year and the tandem of Christina Fusano and Raquel Kops-Jones were chosen the national Doubles Team of the Year in tennis.

14 COLLEGES AND SCHOOLS

- * Haas School of Business Administration
- * College of Chemistry
- * School of Education
- * College of Engineering
- * College of Environmental Design
- * School of Information Management & Systems
- * School of Journalism
- * School of Law
- * College of Letters & Sciences
- * College of Natural Resources
- * School of Optometry
- * School of Public Health
- * Goldman School of Public Policy
- * School of Social Welfare

OUTSIDE THE CLASSROOM

A myriad of activities also goes on outside the classroom. There are more than 350 registered student organizations, such as the Marching Band, Hang Gliding Club, radio station KALX, ethnic associations, humor and literary magazines, debate team, Cal Corps (volunteer programs), Cal in the Capitol/Sacramento, and political organizations.

In addition, Cal has a host of other features, including public lectures and concerts, campus-sponsored forums and seminars, clubs and workshops, dramatic presentations, international festivals, art, photographic, design, architectural, anthropological and archaeological exhibits and displays, and dozens of bookstores within one-square mile - all of this making Berkeley one of the most intellectually stimulating communities in the country.

ACADEMIC SUPPORT PROGRAM



At left, the Athletic Study Center staff (from left): Bruce Smith, Richard DeShong, Christine Lane, Joe Morello, Courtney Dolder, Derek Van Rheenen, Melanie Moonsamy, Lucas Moosman, and Tony Mirabelli.



for the nearly 1,000 student-athletes at Cal. Centrally-located in the Cesar Chavez Student Center, the program provides a spacious and comfortable arboretum for quiet study, separate classrooms for individual and group tutorials, and a computer lab for word processing and required course work.

One of the real success stories for the University of California in recent years is the development and growth of a comprehensive academic support program for its student-athletes - the Athletic Study Center.

In 1984, campus officials and Athletic Department administrators decided that a greater emphasis needed to be placed on helping Cal student-athletes with their academic pursuits. The Athletic Study Center was thus born and charged with developing an academic support program geared to the needs of NCAA Division I student-athletes. It was a significant development for an academically oriented institution such as Cal to recognize the special needs required for a modern student-athlete's success both as an athletic competitor on the field of play and in the classroom.

Geared around the understanding of the amount of time student-athletes must devote to practice, training, physical therapy and team travel, the program creates an environment where students can cultivate good study habits, receive individual or group tutoring and obtain counseling from academic advisors.

PROGRAM FOR STUDENT-ATHLETES

The Athletic Study Center, which is housed within the Division of Undergraduate Education, is the tutorial and academic support program

TUTORIAL PROGRAM

The Tutorial Program promotes and enhances students' academic skills and progress by providing individual tutoring, group workshops, study groups, credit courses and intensive special programs. The Athletic Study Center has between 50-60 tutors on staff per semester to guarantee that students receive the best possible support. Tutorial sessions are also offered at night enabling student-athletes to receive help after practices when they have more time to devote to studying.

ADVISING PROGRAM

The Advising Program offers a broad range of services to meet the unique needs of student-athletes, including assistance in understanding and complying with University, college and NCAA requirements, developing time management skills and resolving personal issues unique to student-athletes. During the freshman year, advisors typically try to help student-athletes make a successful academic transition from high school, while during the sophomore year, they assist student-athletes in making decisions on appropriate majors and fields of study. For the final two years, advisors take more of an exiting approach, ensuring that proper academic progress is being made towards graduation while referring juniors and seniors to areas on campus that can help with internships, graduate school applications and career planning.

SPECIAL PROGRAMS

In addition, the Athletic Study Center offers a Summer Bridge adjunct program designed to help ease the transition from high school to college. The primary components for the program include writing and math workshops, an advising workshop, study skills seminars and an evening tutorial program.

Another special program offered is Peer Advising. Peer advisors provide academic and campus life guidance for new intercollegiate athletes. They are selected from junior and senior student-athletes who assist in developing programs to further address the needs of student-athletes.

DEREK VAN RHEENEN, PH.D.

DIRECTOR



Derek Van Rheenen, a former Cal soccer player and coach, began his fourth year as Director of the Athletic Study Center this fall.

Van Rheenen joined the ASC staff after serving on the Cal faculty since 1997, where he taught courses in American Studies and in the School of Education.

As an undergraduate at Cal, Van Rheenen was a four-year starter for the Bears and a three-time all-conference player in the mid-1980s. As a senior, he was selected Cal's MVP and an Academic All-American.

Following graduation, Van Rheenen competed with the U.S. National "B" team and with the San Francisco Bay Blackhawks professional team. He also served as an assistant coach for the Bears for several years.

Van Rheenen received his bachelor's degree from Cal in Political Economy of Industrial Societies (PEIS) and German in 1986. He added a Master's degree in Education in 1993 and a Ph.D. in Interdisciplinary Studies in 1997, both from Cal.

STRENGTH & CONDITIONING

An integral part of Cal track & field is the strength and conditioning program under the direction of Pat Dixon, who uses a comprehensive approach to coaching the team. The program's philosophy is geared towards helping each student-athlete achieve the highest level of athletic development, by teaching how the components, strength, speed, and flexibility fit together. The enhancement of these components results in maximizing their force production thus improving their power on the court. Motivating, educating and helping to reach maximum athletic development is the primary focus of the Cal program.

The training regimen at Cal is a year-round process that emphasizes speed, strength and flexibility. With closely monitored workouts that involve a great deal of individual instruction and attention, student-athletes are taught the correct techniques and progressed to increase their ability perform at their peak during competition. Out of all the components flexibility is key. It is essential for proper lifting, improving running mechanics needed for acceleration and deceleration, and developing greater explosiveness, all which are essential for playing volleyball.

Athlete workouts are closely monitored by the conditioning staff, who work in collaboration with the entire sports medicine team (doctors, athletic trainers, physical therapists, nutritionists, etc.) to ensure the health and safety of all of student-athletes. In this way, Cal's strength and conditioning program is a vital component linking the "full circle" of a student-athlete's physical development from conditioning through rehabilitation and re-conditioning.

The Mary and Frank J. Schlessinger Weight Training Complex in Haas Pavilion includes six Olympic platforms, more than 4,000 pounds of



Athletes work out in the Mary and Frank J. Schlessinger Weight Training Complex in Haas Pavilion.

Olympic bars and bumper plates, and an array of aerobic and anaerobic equipment. The picturesque facility overlooks Evans Diamond baseball field and Edwards Track Stadium and is adjacent to the Paul F. White Sports Medicine Center.

SPORTS MEDICINE

Golden Bear student-athletes are privileged to be supported by one of the top medical staffs in college athletics, along with some of the most modern training and rehabilitation equipment in the country. The comprehensive program features state-of-the-art facilities as well as a staff of acclaimed practitioners of all areas of sports medicine.

In addition to facilities within Haas Pavilion, Cal athletes also use University Health Services, which oversees and supervises sports medicine services to all injured or ailing Golden Bear athletes. The University Health Services is recognized as one of the most comprehensive ambulatory health centers in the country. It is housed in the Tang Center, which provides access to physician clinics, laboratory services, X-ray and other ancillary services such as sports nutrition and counseling.

In the Haas Pavilion, Cal volleyball enjoys a new training facility, the Paul F. White Sports Medicine Center.

The athletic medicine area is supervised by Bill Coysh, Ph.D., who is involved in the day-to-day management of the program as well as being actively engaged in sports psychology.

The expert staff of team physicians is headed by Dr. Cindy Chang,



Athletic trainer Linda Smith tapes the ankle of an athlete in Haas Pavilion's Paul F. White Sports Medicine Center.

M.D., a family physician and primary care sports medicine specialist. The staff features specialists from the fields of orthopedic surgery, family medicine, internal medicine, physiatry and podiatry. The medical staff, with their diverse backgrounds and areas of expertise, has vast experience treating injured athletes on every level of competition,

including Olympic and professional athletes.

Cal's athletic training staff boasts 13 certified athletic trainers and 30 student athletic trainers. The staff tends to the day-to-day health care needs of Cal athletes in 27 different sports, including the evaluation, treatment and rehabilitation of injuries and illnesses. The trainers also provide coverage at home and away athletic contests, and practices are staffed on a full-time basis.

Cal's comprehensive health care program is designed to meet the every need of today's student-athlete competing for the school.

NOTABLE CAL ALUMNI

Shareef Abdur-Rahim - NBA All-Star, 2000 U.S. Olympian
Horace Albright - Awarded 1980 Medal of Freedom
Roger Baccigaluppi - President, Blue Diamond Growers
Stanley Barnes - Judge, U.S. Court of Appeals
Steve Bartkowski - No. 1 overall NFL draft pick in 1975
Stephen Bechtel - Founder of world's largest constructional engineering firm
Zulfikar Ali Bhutto - President, Islamic Republic of Pakistan
Matt Biondi - Three-time Olympic swimmer, winner of eight gold medals
Rose Bird - Chief Justice, California Supreme Court
Bill Bixby - Actor, "The Incredible Hulk"
W. Michael Blumenthal - U.S. Secretary of the Treasury
Allen Broussard - Assoc. Justice, California Supreme Court
Jerry Brown - Governor of California, Mayor of Oakland
Thomas Cech - Chemist, Nobel Prize winner
Peter Chernin - Chairman, 20th Century Fox
Leroy Chiao - First Chinese-American astronaut
Choon Kun Cho - President, Korean Airlines
Rachelle Chong - Member, Federal Communications Commission
Beverly Cleary - Author, "Ramona the Pest"
Shirley Dean - Mayor of Berkeley
Joan Didion - Author, "Play It as It Lays"
Brig. Gen. James H. Doolittle - World War II hero, Medal of Honor winner
Newton Drury - Director, National Park Service
Adam Duritz - Lead singer, Counting Crows
Maria Echaveste - Deputy Chief of Staff, Clinton Administration
Joseph Erlanger - Winner of 1944 Nobel Prize for medicine
Joy (Biefeld) Fawcett - 1999 U.S. Women's World Cup soccer team, U.S. Olympian
Don Fisher - Founder and Chairman of the Board, The Gap
David Flinn - President, University of Wisconsin
John Kenneth Galbraith - Economist
John W. Gardner - U.S. Secretary of Health, Education & Welfare
Tony Gonzalez - NFL All-Pro tight end
Mark Goodson - TV producer, "Family Feud", "The Price is Right"
Walter A. Gordon - Governor of Virgin Islands, U.S. District Court Judge
Michele Granger - Olympic gold medallist, softball pitcher
Jennifer Granholm - Governor of Michigan
Andrew Grove - President and CEO, Intel Corporation
Walter Haas Jr. - President, Levi Strauss & Co.; former owner of Oakland Athletics
Philip Habib - U.S. Special Envoy to Middle East
William R. Hearst Jr. - Newspaper publisher
Thelton E. Henderson - Chief judge, U.S. District Court of Northern California
Judith Heumann - Asst. U.S. Secretary of Education
Marguerite Higgins - Journalist, Pulitzer Prize winner
Susanna Hoffs - Lead singer of "The Bangles"
Lance Ito - Superior Court Judge, presided over O.J. Simpson trial
Ida Jackson - United Nations observer, founder local chapter of National Council of Negro Women
Jackie Jensen - Former American League MVP
Kevin Johnson - NBA All-Star
Edgar F. Kaiser - Founder, Kaiser Permanente
Jeff Kent - 2000 National League MVP
Clark Kerr - Chancellor, UC Berkeley



Adam Duritz

Jason Kidd - NBA All-Star, U.S. Olympian
Maxine Hong Kingston - Author, 1997 National Humanities Medal
Yuan T. Lee - Chemist, Nobel Prize winner
Jean Lemmon - Editor, "Better Homes and Gardens"
Willard Libby - Scientist, discovered Carbon 14, Nobel Prize winner
Tung Yen Lin - World-renown civic engineer
Jack London - Author, "The Call of the Wild"
Wiley Manuel - First African-American California State Supreme Court Justice
Jerry Mathers - Actor, "Leave it to Beaver"
Brian Maxwell - Founder, PowerBar
John A. McCone - Director of CIA, Atomic Energy Commission
Terry McMillan - Author, "Waiting To Exhale," "How Stella Got Her Groove Back"
Robert McNamara - U.S. Secretary of Defense
Mary T. Meagher - U.S. Olympic swimmer, winner of three gold medals
Norman Mineta - U.S. Secretary of Transportation
Gordon Moore - Co-founder, Intel Corp.
Julia Morgan - Architect
Dan Mote - President, University of Maryland
Emil M. Mrak - Chancellor, UC Davis
Hardy Nickerson - NFL All-Pro linebacker
Sadako Ogata - U.N. High Commissioner for Refugees
Gregory Peck - Actor, Academy Award winner, "To Kill a Mockingbird"
Kenneth Pitzer - Chemist, president of Stanford University
Robert Raven - President, American Bar Association
Helen Wills Moody Roark - Winner of eight Wimbledon championships
James Schamus - Producer, "In the Bedroom"
Glenn Seaborg - Nuclear physicist, Nobel Prize winner, co-founder of Element 106
Margaret Rhea Seddon - Astronaut
Mimi Silbert - Co-founder, Delancey Street Foundation
Michael Silver - Senior writer, *Sports Illustrated*
William G. Simon - Director, FBI
Samuel Smith - President, Washington State University
Robert Gordon Sproul - President, University of California
Leigh Steinberg - Lawyer, sports agent
Irving Stone - Chairman, American Greetings Co.
Michelle Tafoya - TV Sports Personality, Monday Night Football Sideline Reporter
George Takei - Actor, Mr. Sulu on "Star Trek"
Roger Traynor - Chief Justice, California Supreme Court
Eugene Trefethen Jr. - President, Kaiser Industries
Rex Walheim - Space Shuttle astronaut
Earl Warren - Chief Justice, U.S. Supreme Court
Alice Waters - Chef, restaurateur, "Chez Panisse"
Jann Wenner - Founder, "Rolling Stone" magazine
Frederick Weyand - U.S. Army Chief of Staff
Lionel Wilson - First African-American mayor of Oakland
Pete Wilson - Governor of California
Dean Witter - Founder, Dean Witter Financial Services
Steve Wozniak - Co-founder, Apple Computer Systems
James D. Zellerbach - U.S. Ambassador to Italy



Michelle Tafoya



Rex Walheim

2003-04 NATIONAL CHAMPIONS

With a national championship in men's golf highlighting the year, the University of California placed ninth in the 2003-04 U.S. Sports Academy Directors' Cup standings – matching last season for the best finish in school history.

In addition to men's golf, 10 other Golden Bear teams placed in the Top 10 during the year, including a second straight runner-up finish by softball and fourth-place standings by women's golf, women's crew and men's water polo.

The Directors' Cup measures the best overall sports programs in the country and awards points based on final national standings in a maximum of 10 NCAA-sponsored sports for both men and women. Under those guidelines, Cal's national title in rugby and bronze medal in men's rowing – which do not compete under the NCAA umbrella – did not figure into the rankings.

Individually, Sarah Huarte (women's golf) and Raquel Kops-Jones (women's tennis) were voted national Athlete of the Year in their respective sports, while six coaches were selected conference Coach of the Year.



2004 NCAA Men's Golf Champions

NATIONAL TEAM CHAMPIONS

MEN'S GOLF

1st Title in Program's History

RUGBY

13th Title in Last 14 Years

INDIVIDUAL NCAA CHAMPIONS

WOMEN'S GOLF

Sarah Huarte Medallist

MEN'S GYMNASTICS

Graham Ackerman Floor Exercise, Vault

WOMEN'S SWIMMING

Natalie Coughlin 100 Butterfly, 100 Backstroke
Team 800 Free Relay

NATIONAL ATHLETE OF THE YEAR

Sarah Huarte Women's Golf
Raquel Kops-Jones Women's Tennis

CONFERENCE ATHLETE OF THE YEAR

Nora Feddersen Field Hockey
Balazs Veress/Patrick Briaud Men's Tennis (doubles)
Raquel Kops-Jones Women's Tennis (singles)

CONFERENCE COACH OF THE YEAR

Caren Horstmeyer Women's Basketball
Dave O'Neill Women's Crew
Shellie Onstead Field Hockey
Barry Weiner Men's Gymnastics
Jill Malko Lacrosse
Rich Feller Volleyball

TOP 10 TEAM FINISHES

Men's Golf 1st
Rugby 1st
Softball 2nd
Women's Crew 4th
Women's Golf 4th
Men's Water Polo 4th
Men's Crew 5th
Men's Gymnastics 6th
Women's Swimming 6th
Women's Water Polo 6th
Men's Swimming 7th

OTHER POSTSEASON PARTICIPANTS

Men's Cross Country NCAA Regionals
Women's Cross Country NCAA Regionals
Field Hockey NCAA 1st Round
Football Insight Bowl Champions
Women's Gymnastics NCAA Regionals
Men's Soccer NCAA 2nd Round
Men's Tennis NCAA 2nd Round
Women's Tennis NCAA 2nd Round
Men's Track & Field NCAA Nationals
Women's Track & Field NCAA Nationals
Volleyball NCAA Sweet 16

ATHLETIC EXCELLENCE

BASEBALL

- 33 All-America selections
- 1 National Freshman of the Year
- 9 NCAA regional appearances
- 2 College World Series championships (1947, '57)
- 5 College World Series appearances

MEN'S BASKETBALL

- 33 All-America selections
- 1 NCAA championship (1959)
- 1 NIT championship (1999)
- 13 NCAA Tournament appearances
- 3 Final Four appearances
- 5 National Invitation Tournaments
- 2 World Championship team members
- 6 Olympic team members
- 4 Pac-10 Players of the Year

WOMEN'S BASKETBALL

- 19 All-America selections
- 3 NCAA Tournament appearances (1990, '92-93)
- 3 AIAW Tournament appearances (1980-82)
- 4 Nat'l Women's Invitation Tournament appearances (1979, '81, '84, '87)

MEN'S CREW

- 14 national championships (1928, '32, '34-35, '39, '49, '60-61, '64, '76, '99-02)
- 46 Olympians since 1928
- 3 Olympic championships (1928, '32, '48)

WOMEN'S CREW

- 1 national championship (1980)
- 10 rowing Olympians

MEN'S CROSS COUNTRY

- 3 All-America selections
- 9 Individual NCAA appearances

WOMEN'S CROSS COUNTRY

- 10 All-America selections
- 2 NCAA appearances
- 19 Individual NCAA appearances

FIELD HOCKEY

- 11 All-America selections
- 8 NCAA Tournament appearances
- 3 AIAW championship appearances
- 3 Olympians

FOOTBALL

- 67 first team All-America selections
- 2 national championships (1920, '37)
- 15 bowl appearances (8 Rose Bowls)
- 21 National Foundation Hall of Fame members

MEN'S GOLF

- 4 All-America selections
- 1 NCAA championship (2004)
- 11 NCAA regional appearances
- 7 NCAA Tournament appearance

WOMEN'S GOLF

- 5 All-America selections
- 5 NCAA regional appearance
- 4 NCAA championship appearance
- 1 Individual NCAA champion

MEN'S GYMNASTICS

- 132 All-America selections
- 44 NCAA appearances
- 4 team NCAA championships (1968, '75, '97-98)
- 21 Individual NCAA champions
- 9 Olympians

WOMEN'S GYMNASTICS

- 3 All-America selections
- 12 NCAA appearances

WOMEN'S LACROSSE

- 1 conference championship

RUGBY

- 20 national championships (1980-83, '85-86, '88, '91-02, '03)
- 14 Olympians

MEN'S SOCCER

- 20 All-America selections
- 9 NCAA Tournament appearances

WOMEN'S SOCCER

- 20 All-America selections
- 11 NCAA Tournament appearances

SOFTBALL

- 1 NCAA championship (2002)
- 27 All-America selections
- 20 NCAA Tournament appearances
- 11 College World Series appearances
- 5 Olympians

MEN'S SWIMMING

- 349 All-America selections
- 2 NCAA team championships (1979, '80)
- 38 Individual NCAA champions
- 9 NCAA relay championships
- 17 World records
- 27 NCAA records
- 29 Olympic medallists

WOMEN'S SWIMMING *Kristina Thorson*

- 221 All-America selections
- 21 Individual NCAA champions
- 3 NCAA relay championships
- 17 Olympians
- 16 NCAA records
- 6 World records

MEN'S TENNIS

- 39 All-America selections
- 39 NCAA Tournament appearances
- 1 NCAA championship (1925)
- 2 NCAA singles championships (1925, '26)
- 9 NCAA doubles championships (1925, '26, '30, '35, '37, '39, '52, '90, '91)

WOMEN'S TENNIS

- 55 All-America selections
- 23 NCAA Tournament appearances
- 4 NCAA doubles championships (1998-00, '03)

MEN'S TRACK & FIELD

- 161 All-America selections
- 1 NCAA team championship (1922)
- 30 Individual NCAA champions
- 26 world records
- 12 Olympic medallists

WOMEN'S TRACK & FIELD

- 60 All-America selections
- 4 Individual NCAA champions
- 1 Olympian

VOLLEYBALL

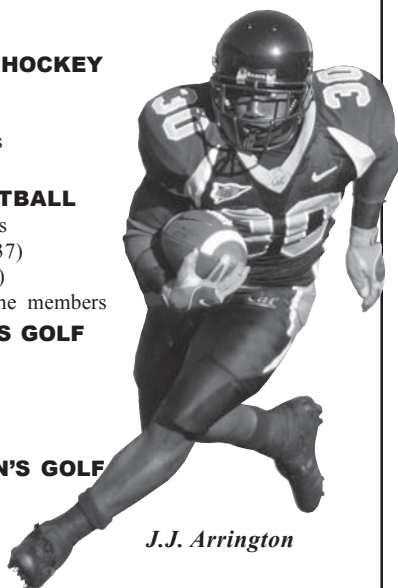
- 5 All-America selections
- 7 NCAA Tournament appearances
- 1 NIVC Tournament appearance
- 1 AIAW Tournament appearance
- 2 Olympians

MEN'S WATER POLO


- 151 All-America selections
- 11 NCAA championships (1973-75, '77, '83-84, '87-88, '90-92)
- 16 Olympians

WOMEN'S WATER POLO

- 32 All-America selections
- 3 NCAA runner-up finishes (1996-98)
- 5 Olympians



J.J. Arrington



SAN FRANCISCO BAY AREA

The San Francisco Bay Area is a major metropolitan area of approximately six million people and one of the most scenic regions in the United States. The Bay Area includes the major cities of San Francisco and Oakland, as well as Berkeley, home of the world-renowned University of California. Just south is the city of San Jose and the Silicon Valley, home to many of the world's high tech companies. The Bay Area also lies within easy driving distance of the high Sierra resorts of Lake Tahoe and Yosemite, the Monterey/Carmel peninsula, the world famous Napa wine country, and the spectacular Mendocino Coast.

Everyone knows "The City" - San Francisco - from countless photographs, movies and television shows that capture its magic. It is a city built on a series of more than 40 hills, offering panoramic views of every kind. The hub of a nine-county complex and the financial and insurance capital of the world, San Francisco has a resident population of about 740,000. San Francisco is situated on a 46.6 square-mile peninsula bounded on the west by the Pacific Ocean, on the north by the Golden Gate strait, and from north to east by the San Francisco Bay. The City has been named the world's top city twice by readers of Condé Nast Traveler and the top U.S. city seven times since 1988.

The San Francisco Bay is spanned by two landmarks, the Golden Gate and San Francisco-Oakland Bay bridges, and graced by four islands: Alcatraz, Angel, Yerba Buena and Treasure. The area is easily navigated by car, BART (Bay Area Rapid Transit), bus or ferry, making it easily accessible to all.

Located across the Bay Bridge from San Francisco, Oakland is a city of more than 380,000, jam-packed with exciting attractions, stimulating arts, and a climate that is ranked number one in the country by Prentice Hall's Places Rated Almanac. Oakland's charm exceeds its man-made wonders, as its tumbling hills, vast forests, hiking and riding trails, beautiful lakes and numerous parks provide a natural escape for those who prefer nature over an urban environment.



The Berkeley hills offer a spectacular, panoramic view of the San Francisco Bay Area, including the Golden Gate Bridge.

Berkeley, just a 12-mile drive from San Francisco, is situated on 18.8 square miles with a population of 105,000 people. A study in contrasts, Berkeley is a small town with a big-city character. With its world-renowned university, global population and rich diversity of cultural arts, Berkeley reflects and affects the rest of the country.

In the Berkeley hills, Tilden Regional Park offers more than 30 miles of hiking trails, a public golf course, swimming at Lake Anza and plenty of places to picnic. As part of its wealth of cultural life, Berkeley boasts the award-winning Berkeley Repertory Theatre, an opera company, a nationally celebrated symphony and a ballet company.

Just north of San Francisco, across the shining jewel of the Bay Area - the Golden Gate Bridge - lies Marin County and the North Bay. Stunning views of hills and mountains cascading into the bay and the ocean at every turn, Marin County boasts some of the most beautiful scenery in the world.

The Golden Gate National Recreation Area, the only U.S. national park in a major metropolitan area, is the largest urban park in the world. Muir Woods National Monument offers peaceful walks and hikes through majestic groves of towering redwoods, while Point Reyes National Seashore offers spectacular bird and whale watching.

Sports fans can see it all in the Bay Area - professional football (San Francisco 49ers, Oakland Raiders), professional basketball (Golden State Warriors), professional baseball (San Francisco Giants, Oakland Athletics), professional hockey (San Jose Sharks), professional soccer (San Jose Earthquakes) and outstanding collegiate competition.

TOP U.S. CITIES

1. San Francisco, CA
2. New York, NY
3. Charleston, SC
4. Chicago, IL
5. Santa Fe, NM
6. New Orleans, LA
7. Boston, MA
8. Honolulu, HI
9. Washington, DC
10. Carmel, CA

Source: Condé Nast Traveler magazine, 2002 Readers' Choice Awards



Sources: S.F. Convention and Visitors Bureaus, Oakland Convention & Visitors Authority, Berkeley Convention and Visitors Bureau, and the California Trade and Commerce Agency.