

TWO THOUSAND SIXTEEN-SEVENTEEN LOUISIANA TECH MEN'S BASKETBALL



@LATechHoops



@LATechHoops



/LATechMBB

LA TECH ATHLETIC COMMUNICATIONS

MBB Contact: Kane McGuire • Email: kmcguire@latech.edu • O: 318.257.5071 • C: 318.548.2161

OPENING TIP

Date: Wednesday, Nov. 30, 2016

Tipoff: 8 p.m. CT

Location: Berkeley, Calif.

Arena: Haas Pavilion (11,877)

Series History: First Meeting

Last Meeting: N/A

TV/Internet: Pac-12 Network

Roxy Bernstein (pxp)

Mike Montgomery (analyst)

Stats: CalBears.com

Radio: LA Tech Sports Network

Dave Nitz (pxp)

GAME 6



LOUISIANA TECH
BULLDOGS
[3-2]

AT

CALIFORNIA
BEARS
[4-1]



Rank (AP/Coaches): --/--

Last Five: 3-2

Head Coach: Eric Konkol

Record at LA Tech: 26-12 (2nd)

Career Record: Same

Stat Leaders (per game)

Points: McCree (14.4)

Rebounds: McCree (6.2)

Assists: Jean (4.8)

Blocks: White (1.8)

Steals: Boykins (2.0)

Rank (AP/Coaches): --/--

Last Five: 4-1

Head Coach: Cuonzo Martin

Record: 45-27 (3rd)

Career Record: 169-109 (9th)

Stat Leaders (per game)

Points: Moore (20.2)

Rebounds: Rabb (10.3)

Assists: Moore (2.8)

Blocks: Okoroh (2.6)

Steals: Moore (1.8)

PROBABLE STARTERS

Louisiana Tech	Ht.	Wt.	Yr.	Hometown	PPG	RPG	MPG
G 1 Derric Jean	6-2	185	So.	Miami, Fla.	10.0	3.8	30.4
G 0 Jacobi Boykins	6-6	175	Jr.	St. Petersburg, Fla.	14.0	2.8	29.4
G 25 Qiydar Davis	6-6	220	R-Sr.	Atlanta, Ga.	5.8	3.5	24.8
F 2 Erik McCree	6-8	225	R-Sr.	Orlando, Fla.	14.4	6.2	31.2
F 24 Omar Sherman	6-9	255	Jr.	Duncanville, Texas	11.2	5.0	21.6

California	Ht.	Wt.	Yr.	Hometown	PPG	RPG	MPG
G 13 Charlie Moore	5-11	170	Fr.	Chicago, Ill.	20.2	1.6	31.4
G 3 Grant Mullins	6-3	175	Sr.	Burlington, Ontario, Canada	11.5	4.0	30.3
F 12 Roger Moute A Bidas	6-6	210	Sr.	Yaounde, Cameroon	6.4	5.4	24.4
F 1 Ivan Rabb	6-11	220	So.	Oakland, Calif.	16.0	10.3	29.3
C 22 Kingsley Okoroh	7-0	252	Jr.	Derby, England	4.2	5.2	18.8

2016-17 SCHEDULE

Date	Opponent [TV]	Time/Result
NOVEMBER		
11	at South Carolina [SECN+]	L, 76-85
16	ALABAMA STATE	W, 87-56
19	at Nebraska [ESPN3]	L, 54-65
23	OKLAHOMA BAPTIST	W, 79-63
27	UMES^	W, 74-53
30	at California^ [Pac-12 Network]	8 p.m.
DECEMBER		
3	SOUTHEASTERN LOUISIANA^	6 p.m.
5	ALCORN STATE^	6:30 p.m.
10	at Louisiana-Lafayette	7:15 p.m.
13	PRAIRIE VIEW A&M	6:30 p.m.
17	vs. Grambling State#	7 p.m.
20	FLORIDA GULF COAST	6:30 p.m.
22	LSU-SHREVEPORT	6:30 p.m.
JANUARY		
1	at Southern Miss*	2 p.m.
5	UTEP* [Campus Insiders]	6:30 p.m.
7	UTSA*	6 p.m.
12	at Charlotte* [ESPN3]	6 p.m.
14	at Old Dominion* [ASN]	5 p.m.
19	RICE*	6:30 p.m.
21	NORTH TEXAS*	6 p.m.
26	at UAB* [ASN]	8 p.m.
28	at Middle Tennessee* [ESPN3]	5 p.m.
FEBRUARY		
2	WKU* [BeIN Sports]	7 p.m.
4	MARSHALL*	6 p.m.
9	at UTEP*	8 p.m.
11	at UTSA*	3 p.m.
16	FLORIDA ATLANTIC*	6:30 p.m.
18	FIU*	6 p.m.
23	at North Texas*	7 p.m.
25	at Rice*	7 p.m.
MARCH		
4	SOUTHERN MISS* [ASN]	1 p.m.
8-11	C-USA TOURNAMENT%	TBA

All home games in CAPS | All times Central and subject to change

* C-USA contest | ^ California Bears Classic (host sites)

Shreveport-Bossier Holiday Classic (Shreveport, La.)

% C-USA Tournament (Birmingham, Ala.)

FAST BREAK

• LA TECH HEADS TO WEST COAST TO FACE CALIFORNIA

After recently spending 12 seasons as a member of the Western Athletic Conference, Louisiana Tech is no stranger to playing on the west coast. The Bulldogs will make the long flight to take on the California Bears on Wednesday night at 8 p.m. CT inside Haas Pavilion.

• VETERANS BOUNCE BACK TO PROPEL BULLDOGS TO HOME WIN

Four days after veterans Jacobi Boykins and Erik McCree had one of their worst shooting performances of their career, the duo combined for 44 points which included eight three-pointers to propel the Bulldogs to a 74-53 victory over Maryland Eastern Shore on Sunday afternoon.

The 'Dogs exploded in the second half, outscoring Eastern Shore 43-27 in the stanza. Boykins finished with a career-high 26 points while hitting a personal-best six three-pointers. McCree cashed in for 18 points and nine rebounds and point guard Derric Jean also turned in a stellar outing, recording his first ever double-double with 14 points and a career-high 11 assists.

• POINT GUARD DAQUAN BRACEY HAS BEEN ON POINT THIS SEASON

Arguably the hardest position to play in transitioning from high school to college is at point guard. That has not been the case so far for true freshman DaQuan Bracey.

Through the first five games of his career, he has 23 assists (at least five in each of the last four games) to only two turnovers. That ratio currently ranks third in Division I basketball.













#EVERLOYALBE

WE ARE EXCITED YOU ARE COVERING LOUISIANA TECH MEN'S BASKETBALL THIS YEAR BUT WE ASK THAT YOU REFER TO US BY OUR CORRECT NAME AND ABBREVIATION. THANKS AND GO BULLDOGS!

CORRECT -- Louisiana Tech, LA (pronounced Lah) Tech, Bulldogs or 'Dogs

INCORRECT -- LT or LTU, La Tech, La. Tech or Dawgs

2016-17 LOUISIANA TECH MEN'S BASKETBALL

0		JACOBI BOYKINS • Jr. • G • 2L • 6-6 • 175 • St. Petersburg, Fla. <table><tr><th>MIN</th><th>PTS</th><th>RBS</th><th>ASTS</th><th>FG%</th><th>3FG%</th><th>FT%</th></tr><tr><td>29.4</td><td>14.0</td><td>2.8</td><td>1.6</td><td>44%</td><td>38%</td><td>75%</td></tr></table>	MIN	PTS	RBS	ASTS	FG%	3FG%	FT%	29.4	14.0	2.8	1.6	44%	38%	75%	<ul style="list-style-type: none">Registered a career-high 26 points vs. UMES (11/27), making a personal-best six three-pointersScored 14 points, all coming in the second half, at South Carolina (11/11)Made it at least one three-pointer in 32 of his last 36 gamesHas hit multiple three-pointers in 29 career games
MIN	PTS	RBS	ASTS	FG%	3FG%	FT%											
29.4	14.0	2.8	1.6	44%	38%	75%											
1		DERRIC JEAN • So. • G • 1L • 6-2 • 185 • Miami, Fla. <table><tr><th>MIN</th><th>PTS</th><th>RBS</th><th>ASTS</th><th>FG%</th><th>3FG%</th><th>FT%</th></tr><tr><td>30.4</td><td>10.0</td><td>3.8</td><td>4.8</td><td>40%</td><td>43%</td><td>74%</td></tr></table>	MIN	PTS	RBS	ASTS	FG%	3FG%	FT%	30.4	10.0	3.8	4.8	40%	43%	74%	<ul style="list-style-type: none">Recorded first ever double-double vs. UMES (11/27) with 14 points and career-high 11 assistsMade first career start in season opener at South Carolina (11/11/16), scoring career-high 18Had fifth most double-digit scoring games (12) on the team as the sixth man last seasonHad No. 1 play on ESPN's Sportscenter with half-court buzzer beater at Marshall (3/3/16)
MIN	PTS	RBS	ASTS	FG%	3FG%	FT%											
30.4	10.0	3.8	4.8	40%	43%	74%											
2		ERIK MCCREE • R-Sr. • F • 2L • 6-8 • 225 • Orlando, Fla. <table><tr><th>MIN</th><th>PTS</th><th>RBS</th><th>BLKS</th><th>FG%</th><th>3FG%</th><th>FT%</th></tr><tr><td>31.2</td><td>14.4</td><td>6.2</td><td>0.0</td><td>43%</td><td>15%</td><td>71%</td></tr></table>	MIN	PTS	RBS	BLKS	FG%	3FG%	FT%	31.2	14.4	6.2	0.0	43%	15%	71%	<ul style="list-style-type: none">Has scored in double figures in four straight games; leads team in scoring and reboundingHas scored 30+ points in two games; 25+ points in five gamesHas 11 career double-doubles; Has led team in scoring/rebounding in same game 11 timesNamed second team All-Conference USA, second team NABC All-District last seasonRecorded career-high 33 points vs. UAB (2/13/16)
MIN	PTS	RBS	BLKS	FG%	3FG%	FT%											
31.2	14.4	6.2	0.0	43%	15%	71%											
3		JALEN HARRIS • Fr. • G • HS • 6-4 • 190 • Duncanville, Texas <table><tr><th>MIN</th><th>PTS</th><th>RBS</th><th>ASTS</th><th>FG%</th><th>3FG%</th><th>FT%</th></tr><tr><td>22.3</td><td>11.3</td><td>3.3</td><td>1.3</td><td>49%</td><td>20%</td><td>86%</td></tr></table>	MIN	PTS	RBS	ASTS	FG%	3FG%	FT%	22.3	11.3	3.3	1.3	49%	20%	86%	<ul style="list-style-type: none">Had a career night in first career start coming against OKBU (11/23), scoring 24 points on 10-of-15 shooting and grabbing six reboundsRated as 16th best player and ninth best guard in the state of Texas for 2016 per RivalsNamed District 8-6A Offensive Player of the Year for 2nd straight season at Duncanville HSAveraged 23 points per game while shooting 45 percent from three-point range
MIN	PTS	RBS	ASTS	FG%	3FG%	FT%											
22.3	11.3	3.3	1.3	49%	20%	86%											
4		DAQUAN BRACEY • Fr. • G • HS • 5-11 • 170 • Baltimore, Md. <table><tr><th>MIN</th><th>PTS</th><th>RBS</th><th>ASTS</th><th>FG%</th><th>3FG%</th><th>FT%</th></tr><tr><td>21.8</td><td>6.6</td><td>2.6</td><td>4.6</td><td>44%</td><td>33%</td><td>50%</td></tr></table>	MIN	PTS	RBS	ASTS	FG%	3FG%	FT%	21.8	6.6	2.6	4.6	44%	33%	50%	<ul style="list-style-type: none">Has registered at least five assists in each of the last four gamesNamed C-USA FOW after scoring 12 points (5-of-7) at South Carolina (11/11)Led St. Frances Academy to a 30-win season and the MIAA A Conference titleNamed Baltimore Catholic League Co-Player of the YearAlso named First Team All-BCL, First Team All-MIAA and Second Team All-Metro
MIN	PTS	RBS	ASTS	FG%	3FG%	FT%											
21.8	6.6	2.6	4.6	44%	33%	50%											
5		JONIAH WHITE • R-So. • C • 1L • 7-0 • 205 • Duck Hill, Miss. <table><tr><th>MIN</th><th>PTS</th><th>RBS</th><th>BLKS</th><th>FG%</th><th>3FG%</th><th>FT%</th></tr><tr><td>13.0</td><td>1.8</td><td>4.8</td><td>1.8</td><td>44%</td><td>-----</td><td>17%</td></tr></table>	MIN	PTS	RBS	BLKS	FG%	3FG%	FT%	13.0	1.8	4.8	1.8	44%	-----	17%	<ul style="list-style-type: none">Registered career-high 11 rebounds and four blocks versus OKBU (11/23)Has recorded multiple blocks in 10 career gamesReceived medical hardship waiver after missing most of 2015-16 with medical issuePlayed in four games last season (3 starts), averaging 4.8 points, 4.8 boards and 2.0 blocks ppgHad career game vs. NCCU (11/27/15) with eight points, four boards and four blocks
MIN	PTS	RBS	BLKS	FG%	3FG%	FT%											
13.0	1.8	4.8	1.8	44%	-----	17%											
11		JACOLBY PEMBERTON • Fr. • F • HS • 6-6 • 180 • Lancaster, Texas <table><tr><th>MIN</th><th>PTS</th><th>RBS</th><th>BLKS</th><th>FG%</th><th>3FG%</th><th>FT%</th></tr><tr><td>-----</td><td>-----</td><td>-----</td><td>-----</td><td>-----</td><td>-----</td><td>-----</td></tr></table>	MIN	PTS	RBS	BLKS	FG%	3FG%	FT%	-----	-----	-----	-----	-----	-----	-----	<ul style="list-style-type: none">Suffered knee injury in state semifinal game, will redshirt 2016-17 as a BulldogLed Lancaster HS to 37 wins, a No. 14 national ranking and second straight Texas 5A TitleNamed TABC 5A Player of the Year as well as TABC 5A All-State, TABC 5A All-RegionAveraged 20.8 points and 9.8 rebounds per game for the Tigers
MIN	PTS	RBS	BLKS	FG%	3FG%	FT%											
-----	-----	-----	-----	-----	-----	-----											
15		JEREMIAH TAYLOR • Fr. • G • HS • 6-4 • 190 • Lewisville, Texas <table><tr><th>MIN</th><th>PTS</th><th>RBS</th><th>ASTS</th><th>FG%</th><th>3FG%</th><th>FT%</th></tr><tr><td>1.7</td><td>0.3</td><td>0.3</td><td>0.0</td><td>0%</td><td>0%</td><td>50%</td></tr></table>	MIN	PTS	RBS	ASTS	FG%	3FG%	FT%	1.7	0.3	0.3	0.0	0%	0%	50%	<ul style="list-style-type: none">Scored first career point versus OKBU (11/23), making 1-of-2 from the foul lineWalk-on out of Lewisville High SchoolPlayed AAU basketball with fellow Bulldog Oliver PowellAveraged 15 points per game on 50 percent shooting from the field
MIN	PTS	RBS	ASTS	FG%	3FG%	FT%											
1.7	0.3	0.3	0.0	0%	0%	50%											
22		JY'LAN WASHINGTON • So. • F • 1L • 6-8 • 190 • Smyrna, Tenn. <table><tr><th>MIN</th><th>PTS</th><th>RBS</th><th>BLKS</th><th>FG%</th><th>3FG%</th><th>FT%</th></tr><tr><td>3.0</td><td>0.5</td><td>0.8</td><td>0.3</td><td>33%</td><td>0%</td><td>0%</td></tr></table>	MIN	PTS	RBS	BLKS	FG%	3FG%	FT%	3.0	0.5	0.8	0.3	33%	0%	0%	<ul style="list-style-type: none">Led the Bulldogs in total blocks last season with 28, playing in 31 games with 3 startsHas registered multiple blocks in seven career gamesHad a career-high five blocks vs. LSU (12/8/15), the most of any Bulldog last seasonMade first career start at Memphis (12/1/15), scoring career-high 10 points
MIN	PTS	RBS	BLKS	FG%	3FG%	FT%											
3.0	0.5	0.8	0.3	33%	0%	0%											
23		DA'SHAWN ROBINSON • Sr. • G • 1L • 6-4 • 210 • Houston, Texas <table><tr><th>MIN</th><th>PTS</th><th>RBS</th><th>ASTS</th><th>FG%</th><th>3FG%</th><th>FT%</th></tr><tr><td>0.0</td><td>0.0</td><td>0.0</td><td>0.0</td><td>0%</td><td>0%</td><td>0%</td></tr></table>	MIN	PTS	RBS	ASTS	FG%	3FG%	FT%	0.0	0.0	0.0	0.0	0%	0%	0%	<ul style="list-style-type: none">Saw action in 15 games last season, making two starts during non-conference playHad a 2.22 assist-to-turnover ratio, the best on the team last seasonRegistered eight points and four assists in first career start vs. UT Arlington (11/17/15)Came off the bench to net six points in Bulldog debut against Millsaps (11/13/15)
MIN	PTS	RBS	ASTS	FG%	3FG%	FT%											
0.0	0.0	0.0	0.0	0%	0%	0%											
24		OMAR SHERMAN • Jr. • F • TR • 6-9 • 255 • Duncanville, Texas <table><tr><th>MIN</th><th>PTS</th><th>RBS</th><th>BLKS</th><th>FG%</th><th>3FG%</th><th>FT%</th></tr><tr><td>21.6</td><td>11.2</td><td>5.0</td><td>1.2</td><td>62%</td><td>0%</td><td>50%</td></tr></table>	MIN	PTS	RBS	BLKS	FG%	3FG%	FT%	21.6	11.2	5.0	1.2	62%	0%	50%	<ul style="list-style-type: none">Registered career-high 21 points on 9-of-13 shooting versus OKBU (11/23)Recorded 12 points and a team-high seven boards in first start as a Bulldog at SC (11/11)Named to All-Region XIV Second Team playing for Paris Junior College in 2015-16Started in 10 of 36 games in 2014-15 as a freshman at Miami (Fla.) while coach Konkol was on staff with the Hurricanes
MIN	PTS	RBS	BLKS	FG%	3FG%	FT%											
21.6	11.2	5.0	1.2	62%	0%	50%											
25		QIYDAR DAVIS • R-Sr. • G • 1L • 6-6 • 220 • Atlanta, Ga. <table><tr><th>MIN</th><th>PTS</th><th>RBS</th><th>ASTS</th><th>FG%</th><th>3FG%</th><th>FT%</th></tr><tr><td>24.8</td><td>5.8</td><td>3.5</td><td>0.8</td><td>33%</td><td>36%</td><td>67%</td></tr></table>	MIN	PTS	RBS	ASTS	FG%	3FG%	FT%	24.8	5.8	3.5	0.8	33%	36%	67%	<ul style="list-style-type: none">Saw action in first seven games last season (5 starts) before suffering season-ending knee injury; received medical hardship waiverAveraged 10.6 points and 6.7 rebounds per game prior to injury last seasonSet new career highs vs. JSU (12/4/15) in points (17), boards (14), assists (4) and blocks (3)Recorded first career double-double with 13 points and 10 boards vs. NCCU (11/27/15)
MIN	PTS	RBS	ASTS	FG%	3FG%	FT%											
24.8	5.8	3.5	0.8	33%	36%	67%											
30		LUKE WALKER • So. • G • 1L • 6-2 • 185 • New Orleans, La. <table><tr><th>MIN</th><th>PTS</th><th>RBS</th><th>ASTS</th><th>FG%</th><th>3FG%</th><th>FT%</th></tr><tr><td>2.0</td><td>0.0</td><td>0.0</td><td>0.0</td><td>0%</td><td>0%</td><td>0%</td></tr></table>	MIN	PTS	RBS	ASTS	FG%	3FG%	FT%	2.0	0.0	0.0	0.0	0%	0%	0%	<ul style="list-style-type: none">As a walk-on last season, saw action as a Bulldog in 10 gamesSaw first career action in season opener last season, registering two points and one board versus Millsaps College (11/13/15)Came away with first career steal in C-USA opener against Southern Miss (1/2/16)
MIN	PTS	RBS	ASTS	FG%	3FG%	FT%											
2.0	0.0	0.0	0.0	0%	0%	0%											
35		OLIVER POWELL • Fr. • F • HS • 6-8 • 220 • Rowlett, Texas <table><tr><th>MIN</th><th>PTS</th><th>RBS</th><th>BLKS</th><th>FG%</th><th>3FG%</th><th>FT%</th></tr><tr><td>10.4</td><td>1.8</td><td>2.8</td><td>0.0</td><td>50%</td><td>100%</td><td>50%</td></tr></table>	MIN	PTS	RBS	BLKS	FG%	3FG%	FT%	10.4	1.8	2.8	0.0	50%	100%	50%	<ul style="list-style-type: none">Came off the bench to tally seven points, including first three-pointer, at Nebraska (11/19)Pulled down four rebounds in first career action at South Carolina (11/11)Rated as the 22nd best player and 10th best forward in the state of Texas per RivalsLed Rowlett HS to a 24-win season and a No. 24 6A Texas state rankingNamed District 11-6A MVP and TABC 6A All-Region
MIN	PTS	RBS	BLKS	FG%	3FG%	FT%											
10.4	1.8	2.8	0.0	50%	100%	50%											



UNIVERSITY INFORMATION

Location: Ruston, La.

Founded: 1894

Enrollment: 12,694

Nickname: Bulldogs

Colors: Red and Blue

Conference: C-USA (Joined July 1, 2013)

President: Dr. Les Guice

Athletics Director: Tommy McClelland

SWA: Mary Kay Hungate

Faculty Rep: Dr. Donna Thomas

Athletic Dept Phone: 318-257-4111

Basketball Office Phone: 318-257-5196

Ticket Office Phone: 318-257-3631

Website: LATechSports.com

FACILITY INFORMATION

Arena: Thomas Assembly Center (8,000)

Arena Record: 341-95

First Year in the TAC: 1982-83 (34 seasons)

THE PROGRAM

First Year of Basketball: 1926

All-Time Record: 1,310-990 (89 seasons)

Postseason Tournament Appearances: 17

NCAA D1 Appearances: 5 (last 1991)

NCAA Small College Appearances: 2

NIT Appearances: 9 (last 2015)

CIT Appearances: 1 (last 2010)

Vegas16 Appearances: 1 (last 2016)

Conference Titles: 24

C-USA Titles: 2 (2014, 2015)

Starters R/L: 2/3

Letterwinners R/L: 7/5

Newcomers: 5

2015-16 Overall Record: 23-10

2015-16 C-USA Record: 12-6 (t-3rd)

When Eric Konkol was announced as the 18th head coach of Bulldog Basketball on May 18, 2015, he said during the introductory press conference that he wanted to continue the standard of excellence that had been built over the last few years.

And that he did by leading LA Tech to a 23-10 overall record, the most victories by a first-year head coach in program history. As a result, he was named a finalist for the 2016 Joe B. Hall Award which is presented annually to the top first-year coach in Division I college basketball.

The Bulldogs had several highlight wins during the 2015-16 season, defeating eight teams who advanced to the postseason (most since 1989) and besting seven teams who posted 20+ victories (most since 1991).

Of those was a win in non-conference play at Ohio State, the program's first over a Big Ten school in 30 years. More came during Conference USA action as LA Tech was one of only two teams in the league to beat the regular season champions UAB and the tournament champions Middle Tennessee.

The 'Dogs were picked preseason to finish fifth but ended up in a tie for third in the league to help earn the program's fourth straight postseason appearance which came in the inaugural Vegas16 Tournament. The team also continued their dominance at home, claiming a 16-1 record inside the Thomas Assembly Center.

Konkol came to Ruston having spent the previous four seasons on the staff of Miami's head coach Jim Larranaga. Prior to that, he was with Larranaga for seven years at George Mason assisting in all aspects including recruiting, practices, individual player workouts and game preparation.

Known as the team's offensive coordinator, he aided the 2014-15 Hurricanes team to a 25-13 record, the second most wins in program history, and an appearance in the National Invitation Tournament Championship game.

In his third season at Miami, Konkol and the Canes returned no starters from the previous season, but the team still posted its seventh-straight winning season with a 17-16 overall record while ranking No. 2 in field goal defense and No. 3 in scoring defense in the ACC, good enough for No. 11 and No. 39 nationally.

The program saw several firsts in his second season, including the Canes ACC regular season and tournament championships, a No. 2 ranking in the national polls and 29 total victories with 15 league wins. Miami matched program bests in earning a No. 2 seed in the NCAA Tournament and playing in the Sweet 16.

Konkol previously worked from 2002 through 2005 and 2007 through 2011 at George Mason with Larranaga. In the interim, he spent two years coaching at national power Hopkins High School in Minnesota under Ken Novak, Jr. - who was named 2011 ESPN RISE National Boy's Basketball Coach of the Year - and had a short stint on the coaching staff at North Dakota State.

Konkol worked daily with ACC and Lute Olson National Player of the Year and All-American Shane Larkin, who left UM after his sophomore season to enter the 2013 NBA Draft. Larkin was a finalist for the Bob Cousy, Naismith and John R. Wooden awards and named the ACC tournament MVP.

A native of Amherst, Wis., Konkol is a 2000 graduate of the University of Wisconsin at Eau Claire with a bachelor's degree in kinesiology, with an emphasis in exercise management. He played three seasons of basketball for the Division III program - advancing to the national championship game in 2000. He received the team's Inspiration Award after his junior and senior seasons with the Blugolds, and was an honorary captain as a senior.

Konkol and his wife Meagan, have two sons, Ethan and Ryan.



SUPPORTING CAST



Duffy Conroy
Assistant Coach




Yaphett Kling
Assistant Coach



Tony Skinn
Assistant Coach



Andy Fox
Director of
Operations



Casey Wyllie
GA Manager



Byron Pottorf
Athletic Trainer



Amber Burdge
Academic Advisor

VERSUS NOTES

STATS COMPARISON

Category	LA Tech	Cal
Points Per Game	74.0	72.0
Opp. Points Per Game	64.4	62.2
Rebounds Per Game	37.4	43.6
Rebounding Margin	+2.4	+13.0
Field Goal Pct.	45%	41%
Opp. Field Goal Pct.	40%	38%
3-Point Pct.	28%	36%
Opp. 3-Point Pct.	34%	30%
Free Throw Pct.	63%	69%
Personal Fouls Per Game	17.2	N/A
Assists Per Game	13.8	10.6
Turnovers Per Game	11.8	14.4
Turnover Margin	+3.6	-2.6
Blocks Per Game	5.0	5.8
Steals Per Game	8.0	6.0

VERSUS THE PAC-12

Arizona	0-1
Arizona State	1-0
California	0-0
Colorado	0-0
Oregon	1-0
Oregon State	1-1
Stanford	0-1
UCLA	0-1
USC	0-0
Utah	0-0
Washington	2-0
Washington State	0-1
TOTAL	5-5

ABOUT THE BEARS

California is riding a 23-game home winning streak that dates back to March 1, 2015 and is tied for the seventh longest active streak in Division I. Home win No. 23 came this past Wednesday with a 67-55 victory over Southeastern Louisiana.

The Bears four victories this season have been in large part due to their dominating the glass. They rank No. 7 in the country in rebounding margin at +13.0 which has helped holding opponents to just 62.2 points per game on average. Freshman guard Charlie Moore leads the team in scoring with 20.2 points per game. Cal is also led by sophomore forward Ivan Rabb, a potential NBA Lottery pick, who averages 16.0 points and 10.3 boards per contest.

The Bears are coming off a 23-win season and an NCAA Tournament appearance.

FREQUENT TRIPS TO THE BAY AREA

Having been a member of the Western Athletic Conference from 2001-13, Louisiana Tech made yearly trips to the state of California to face conference foes Fresno State and San Jose State. The Bulldogs most recent trip to the Bay Area came in the season opener of the 2013-14 season when they faced off against Saint Mary's in Moraga. LA Tech's first ever trip to The Golden State was a memorable one. It came in January of 1971 when the 'Dogs were ranked No. 1 in the country in the NCAA Small College division. It was a six-day road trip where they faced San Diego State, UC Santa Barbara and Cal State-Los Angeles.

BAY ARENA CONNECTIONS

Despite the approximate 2,000-mile distance between Ruston, Louisiana and Berkeley, California, the Bulldogs have plenty of ties to the Bay Area. California's football head coach Sonny Dykes was the head coach at LA Tech from 2010-12, compiling a 22-15 record and winning the 2011 WAC title. Cal's assistant head coach Mark Tommerdahl (2010-12) was also on staff. Head strength and conditioning coach Damon Harrington served in the same position at LA Tech from 2002-03, 2006-12. He also played football for the Bulldogs, graduating in 2000. There is also Cal's head equipment manager Dan Mattheisen and special teams assistant David Gru who both graduated from LA Tech.

San Francisco 49ers' starting wide receiver Quinton Patton played at LA Tech from 2011-12, leading the Bulldogs in receiving in both seasons. Also now in the Bay Area is former Dunkin' Dog Alex Hamilton who plays point guard for the Santa Cruz Warriors in the NBA D-League.

LA TECH BASKETBALL DAILY PLANNER - Nov. 27-Dec. 3

Sunday - 27	Monday - 28	Tuesday - 29	Wednesday - 30	Thursday - 1	Friday - 2	Saturday - 3
GAME DAY VS. UMES	Leave for Berkeley, Calif.	Practice (Haas Pavilion)	GAME DAY AT CALIFORNIA	Practice (TAC)	Practice (TAC)	GAME DAY VS. SOUTHEASTERN LOUISIANA
4 p.m.		3 p.m.	8 p.m.	5:30 p.m.	2:30 p.m.	6 p.m.

2016-17 NUMERICAL ROSTER

No.	Name	Ht.	Wt.	Pos.	Class	Exp.	Hometown (Previous School)
0	Jacobi Boykins	6-6	175	G	Jr.	2L	St. Petersburg, Fla. (Lakewood HS)
1	Derric Jean	6-2	185	G	So.	1L	Miami, Fla. (McArthur HS)
2	Erik McCree	6-8	225	F	R-Sr.	2L	Orlando, Fla. (Murray State)
3	Jalen Harris	6-4	190	G	Fr.	HS	Duncanville, Texas (Duncanville HS)
4	DaQuan Bracey	5-11	170	G	Fr.	HS	Baltimore, Md. (St. Frances Academy)
5	Joniah White	7-0	205	C	R-So.	1L	Duck Hill, Miss. (Grenada HS)
11	JaColby Pemberton	6-6	180	F	Fr.	HS	Dallas, Texas (Lancaster HS)
15	Jeremiah Taylor	6-4	190	G	Fr.	HS	Lewisville, Texas (Lewisville HS)
22	Jy'lan Washington	6-8	190	F	So.	1L	Smyrna, Tenn. (Stewarts Creek HS)
23	Da'Shawn Robinson	6-4	210	G	Sr.	1L	Houston, Texas (Navarro College)
24	Omar Sherman	6-9	255	F	Jr.	TR	Duncanville, Texas (Duncanville HS)
25	Qiydar Davis	6-6	220	G	R-Sr.	1L	Atlanta, Ga. (Indian Hills CC)
30	Luke Walker	6-2	185	G	So.	1L	New Orleans, La. (Brother Martin HS)
35	Oliver Powell	6-8	220	F	Fr.	HS	Rowlett, Texas (Rowlett HS)

Pronunciation Guide

Eric Konkol (Kahn-kul)
Qiydar (KEY-dahr) Davis
Joniah (Juh-NI-uh) White
Jy'lan (JAY-lun) Washington
DaQuan (DAY-kwan) Bracey
Derric Jean (GENE)



>>>>>> TAC ADVANTAGE <<<<<<<

HOME SWEET HOME

Since February of 2012, one of the best home court advantage in the country for Division I college basketball has not been at Cameron Indoor Stadium (Duke), McKale Center (Arizona), KFC Yum! Center (Louisville), Rupp Arena (Kentucky), Breslin Center (Michigan State), Carrier Dome (Syracuse), McCarthy Athletic Center (Gonzaga), or even Allen Fieldhouse (Kansas).

It has been inside the Thomas Assembly Center -- more commonly known as the TAC -- in Ruston, Louisiana. During that time span, the Bulldogs own the highest winning percentage of anyone in the country.

Louisiana Tech	68-2 (.971)	>> 53 of the 68 wins have been by 10+ points
Stephen F. Austin	65-2 (.970)	> >26 of the 68 wins have been by 20+ points
Kansas	70-3 (.959)	> >outscored opponents 5,573-4,275 for a +18.5 scoring margin
Wichita State	69-3 (.958)	
Kentucky	76-4 (.945)	
Arizona	72-4 (.947)	

MULTIPLE STREAKS IN THE TAC

The home dominance began on Feb. 16, 2012 with a 58-53 non-conference victory over North Dakota. The Bulldogs went on to win its remaining three home games versus Central Arkansas, San Jose State and Hawai'i.

The streak carried over into the 2012-13 season when the 'Dogs went 14-0 in the TAC, marking the first home undefeated season since 1998-99. Unfortunately, the streak ended at 19 games (seventh longest in program history) with a loss in non-conference.

However, a new streak began on Dec. 7, 2013 with a 69-50 win against Southern. The team went to win 13 straight that season (including a thrilling 89-88 victory versus Iona in the first round of the NIT), on top of going a perfect 17-0 in 2014-15. While it marked the seventh time the Bulldogs had gone undefeated in the TAC which was built in 1982, the 17 victories shattered the record for most home wins in a single season (previous record was 14 which was done three times).

The streak ultimately came to an end at 39 straight with a three-point loss last season to Old Dominion on Jan. 7, 2016. At the time, it was tied for the second longest in the country and was one shy of tying the program record.

The 'Dogs also had their 29-game non-conference home winning streak (third longest in the country at the time) and their perfect 18-0 record in C-USA action come to an unfortunate halt. A new streak has picked up though and is currently at 10 games ... and counting.

NEARLY UNSTOPPABLE IN NON-CONFERENCE PLAY

With the impressive numbers, the Bulldogs have become nearly an unstoppable force at home during non-conference action. LA Tech has won 24 straight non-conference home games and is 55-1 in such games dating back to the start of the 2008-09 season. They have gone undefeated in non-conference home games in seven of the last eight seasons.



**BACK-2-BACK-2-BACK
CONFERENCE
REGULAR SEASON
CHAMPIONS (2013-15)**

STANDARD OF EXCELLENCE (recreating the past)

2012-16

- Four straight postseason appearances
- Four consecutive 20+ win seasons
- Two conference players of the year (Alex Hamilton and Speedy Smith)
- Two All-Americans (Alex Hamilton and Speedy Smith)
- 61-2 home record (best in the country)
- 11th best winning % in the country

1) Stephen F. Austin	85.9%
2) Gonzaga	85.5%
3) Wichita State	83.4%
4) Arizona	82.1%
5) Villanova	81.3%
6) Louisville	80.6%
7) Duke	79.5%
8) Kansas	79.5%
9) Virginia	78.3%
10) Kentucky	77.7%
11) LA Tech (106-34)	75.7%
12) San Diego State	75.7%
13) Michigan State	75.7%
14) Wisconsin	75.5%
15) Oregon	75.2%

LA Tech is one of only 18 teams in the country to win 23+ games each of the last four seasons.

LA Tech is one of only eight teams in the nation to have not lost more than 10 games in a single season in the last four years.

1983-91

- Eight straight postseason appearances
- Eight consecutive 20+ win seasons
- Two conference players of the year (Karl Malone and Randy White)
- Two All-Americans (Karl Malone and Randy White)
- 103-7 home record (2nd-best in the country)
- 12th best winning % in the country

1) UNLV	87.2%
2) Georgetown	80.0%
3) North Carolina	79.8%
4) Duke	78.7%
5) Temple	78.3%
6) Oklahoma	78.0%
7) Syracuse	77.5%
8) Kansas	75.4%
9) Illinois	74.8%
10) Michigan	73.4%
11) Arizona	73.4%
12) LA Tech (183-68)	72.9%
13) Indiana	72.8%
14) St. John's	71.4%
t-15) Memphis	71.4%
t-15) UTEP	71.4%

Only other schools to win 20+ games every season from 1983-91 were Duke, UNLV, North Carolina, Syracuse, Oklahoma and Illinois.

COMBINED WINS FROM 2012-16

	124
	121
	119
	117
	116
	116
	116
	115
	115
	114
	112
	112
	109
	109
	108
	106

COMPARING TO LOUISIANA

Combined wins for last four seasons (2012-16)


Louisiana Tech	106	ULM	58
Southern	82	McNeese State	49
LSU	80	Southeastern La.	46
Louisiana-Lafayette	77	Nicholls State	44
Northwestern State	67	New Orleans	40
Tulane	64		

COMPARING TO C-USA

Combined wins for last four seasons (2012-16)

Louisiana Tech	106	Charlotte	68
Middle Tennessee	96	FIU	62
UTEP	82	North Texas	54
UAB	80	Marshall	52
WKU	78	Florida Atlantic	41
Old Dominion	75	UTSA	37
Southern Miss	73	Rice	36

FOOTBALL BOWL SUBDIVISION TEAMS WITH 9+ WINS IN FOOTBALL, 20+ WINS IN BASKETBALL AND 40+ WINS IN BASEBALL IN 2015-16



TEAM NOTES

FRESHMAN HARRIS MAKES MOST OF FIRST CAREER START

True freshman Jalen Harris got his first career start this past Wednesday versus Oklahoma Baptist and he made the most of it, scoring 19 of his career-high 24 points in the first half on 10-of-15 shooting.

It was the most points scored by a Bulldog freshman since Raheem Appleby scored 30 at New Mexico State on Feb. 2, 2012.

SOUTH CAROLINA AND NEBRASKA RESULTS NEARLY THE SAME

In both games against South Carolina and Nebraska, LA Tech was within striking distance late of pulling off the upset. At South Carolina in the season opener, the Bulldogs were within six points with 3:30 to play and had two layups missed at the rim that would have cut the deficit down to four.

At Nebraska this past Saturday, the Bulldogs were within six points with 57 seconds left to go. However, the 'Dogs turned it over twice down the stretch and the Huskers sealed it with four made free throws.

MCCREE NAMED TO CONFERENCE USA ALL-PRESEASON TEAM

LA Tech redshirt senior Erik McCree was one of 10 players selected to the preseason All-Conference USA team as voted on by the league head coaches.

Since C-USA started releasing a preseason team back in 2013, LA Tech is one of only three schools to have at least one player chosen each season.

For McCree, this is the second straight year the forward has found his name on this list. He deserved it last season as he went on to claim numerous postseason honors like second team All-Conference USA, NABC second team all-district and first team All-Louisiana.

THE RETURN OF DAVIS AND WHITE

In some ways last season, winning 23 games, finishing tied for third in the league and playing in the postseason was an overachievement considering how the Bulldogs were without two of the key players for a majority of it.

Senior guard/forward Qiydar Davis played in the first seven games of the season. He made five starts and was averaging 10.6 points and 6.7 rebounds. He posted a career-high 17 points and 14 boards in a double overtime win against Jackson State on Dec. 4, 2015, but unfortunately he suffered a knee injury that game which sidelined him the rest of the year.

There was also sophomore center Joniah White who played in four games early in the season, starting in three three games including the upset win at Ohio State in which he pulled down a career-high seven rebounds. Unfortunately, he suffered an internal injury and could not play the rest of the season.

Fortunately, both players received medical hardship waivers this past summer and look to have a major impact in 2016-17.

STRONGER THAN EVER

Casey Cathrall came on board as the Director of Strength and Conditioning for Bulldog Basketball in August of 2015. Ever since being part of his program, the team has experienced tremendous gains in the weight room.

	THEN	NOW
Bench Press	212 lbs.	241 lbs. (+14%)
NBA Bench	5.4 reps	9.7 reps (+80%)
Chin Ups	7.5	15 (+100%)

For the four incoming freshmen who joined the strength program on July 11, the gains have been through the roof.

- Freshman DaQuan Bracey has the team record in the 3/4 court spring of 3.03 (NBA Combine record is 2.96).
- Freshman Jalen Harris has added 10 pounds, increased bench press by 40 pounds.
- Freshman JaColby Pemberton has added 11 pounds, increased 5 to 15 on chin ups.
- Freshman Oliver Powell increased bench press by 35 pounds.

1,000 POINT CLUB



1. Mike Green (1969-73)	2,340
2. Mike McConathy (1973-77)	2,033
3. Alex Hamilton (2012-16)	1,986
4. Randy White (1985-89)	1,947
5. Anthony Dade (1988-92)	1,867
6. Gerrod Henderson (1998-02)	1,829
7. Raheem Appleby (2011-15)	1,770
8. Karl Malone (1982-85)	1,716
9. Paul Millsap (2003-06)	1,708
10. Kyle Gibson (2006-10)	1,677
11. L.V. Norris (1951-55)	1,619
12. Lanky Wells (1973-77)	1,608
13. Billy Wiggins (1952-56)	1,566
14. Dave Simmons (1977-81)	1,563
15. Antonio Meeking (1999-03)	1,541
16. George Corley (1967-71)	1,517
17. Jackie Moreland (1957-60)	1,491
18. Lonnie Cooper (1995-99)	1,451
19. Victor King (1975-79)	1,420
20. Jerry Hood (1961-65)	1,403
21. Charlie Bishop (1966-70)	1,398
22. Ray Germany (1956-60)	1,393
23. Robert Godbolt (1983-87)	1,386
24. Chester Coker (1951-55)	1,334
25. Joe Abendroth (1960-64)	1,298
26. Derek Smith (1997-00)	1,241
27. P.J. Brown (1989-92)	1,228
28. Willie Simmons (1981-85)	1,202
29. Leon Barmore (1964-67)	1,168
30. Wayne Smith (1982-86)	1,149
31. Kenyon McNeail (2010-14)	1,147
32. Jerry Lovett (1948-52)	1,086
33. George Latham (1946-50)	1,080
34. Cory Dean (2001-05)	1,022
35. Ryan Bond (1993-96)	1,014
36. Olu Ashaolu (2008-11)	1,006
37. Alan Davis (1981-85)	1,004
38. Cordarius Johnson (2010-14)	1,003
ERIK MCCREE (2013-)	967

NEON GREEN LIGHT

Every offseason, head coach Eric Konkol has a shooting drill. With one ball, one rebounder and five minutes on the clock, you have to try to make as many three-pointers as possible. If you can make at least 60 in that span, you have what is called the neon green light during a game.

Redshirt senior Erik McCree holds the program record with 76 threes. Junior Jacobi Boykins previously held the record with 73.

BACK-TO-BACK CONFERENCE USA PLAYERS OF THE YEAR

In 2015, LA Tech point guard Kenneth "Speedy" Smith was named the Conference USA Player of the Year. Last season, that crown came back to Ruston as Bulldog point guard Alex Hamilton received the honor. Both also earned All-American honors (nine total in program history).

LA Tech was one of nine schools in the country to claim back-to-back conference players of the year, but they were one of only two programs to have multiple athletes earn the award (Texas Southern -- SWAC).

It marked the first time LA Tech has had back-to-back winners and marked only the third time it has been done in C-USA history.

REPLACING ALEX HAMILTON

Alex Hamilton's (aka Mr. And-1) storied career came to an end as a Bulldog last season, earning Honorable Mention All-America and C-USA Player of the Year honors after averaging 19.8 points, 5.7 rebounds and 6.2 assists per game.

He ended his four-year career as the all-time winningest player in program history with 106 victories (made 108 straight starts). Along the way, he became the first player in program history to rank in the top five in career points (1,986 for third most), career assists (501 for fourth most) and career steals (215 for second most).

The point guard also became the program's all-time career leader in free throws attempted (834) and free throws made (604).

And no one can forget him recording just the third triple-double in school history with 25 points, 11 rebounds and 11 assists on senior night in his final game at home inside the Thomas Assembly Center. It was the first since 1991.

The point guard torch has now been passed to sophomore Derric Jean and freshman DaQuan Bracey.

AT/NEAR THE TOP OF C-USA EVERY YEAR

Since the Bulldogs joined C-USA in 2013, there are certain statistical categories they have excelled at. So much so that they have been at or near the top among all league schools.

	2015-16	2014-15	2013-14
Scoring offense	2nd	2nd	1st
Scoring margin	2nd	2nd	1st
Blocks per game	3rd	1st	1st
Steals per game	1st	1st	1st
T/O margin	1st	1st	1st

These stats are the main reason why LA Tech is 40-12 in C-USA action, the most wins of anyone. UAB, Middle Tennessee and UTEP are tied with the second most wins at 35 apiece.

DEFENSE UNDER WHITE/KONKOL

A standard of excellence on defense was set by Michael White (now head coach at the University of Florida) and has continued under Eric Konkol. In the last five-plus seasons, the defense has forced at least 15 turnovers in over half of the games played (102 out of 179). The Bulldogs are 84-18 in those contests.

The defense has cranked up even more in some games, forcing at least 20 turnovers 38 times. The Bulldogs did it five times last season and have already done it once this season, forcing 25 by Alabama State.

GBG STARTING LINEUPS

@South Carolina -- Boykins, Jean, McCree, Sherman, Davis
 ALABAMA STATE -- Boykins, Jean, McCree, Sherman, Davis
 @Nebraska -- Boykins, Jean, McCree, Sherman, Davis
 OKLAHOMA BAPTIST -- Boykins, Jean, McCree, Sherman, Harris
 UMES -- Boykins, Jean, McCree, Sherman, Davis
 @California
 SOUTHEASTERN LOUISIANA
 ALCORN STATE
 @Louisiana-Lafayette
 PRAIRIE VIEW A&M
 vs. Grambling State
 FLORIDA GULF COAST
 LSU-SHREVEPORT
 @Southern Miss
 UTEP
 UTSA
 @Charlotte
 @Old Dominion
 RICE
 NORTH TEXAS
 @UAB
 @Middle Tennessee
 WKU
 MARSHALL
 @UTEP
 @UTSA
 FLORIDA ATLANTIC
 FIU
 @North Texas
 @Rice
 SOUTHERN MISS

RECORD BY LINEUPS

Boykins, Jean, McCree, Sherman, Davis -- 2-2
 Boykins, Jean, McCree, Sherman, Harris -- 1-0

**#THREESTRIPES
IN RUSTON**

In an announcement made on Nov. 18, 2015, Louisiana Tech and adidas established a 5-year exclusive agreement worth \$3.025 million that will outfit all 16 NCAA men's and women's programs in adidas uniforms, footwear, apparel and equipment through the 2020-21 season.

adidas is the official provider for more than 100 collegiate programs such as Louisville, Wisconsin, UCLA, Kansas Texas A&M, Nebraska, Indiana, Arizona State and North Carolina State.



Opponents turnover average

15.4 TOs	2016-17
14.6 TOs	2015-16
15.6 TOs	2014-15
16.4 TOs	2013-14
17.4 TOs	2012-13
15.1 TOs	2011-12

15.8 combined turnover average

TURNOVER MARGIN A KEY TO SUCCESS

Over the past five-plus years, the Bulldogs have been unleashed on defense with their own version of 40 minutes of hell. They have had a +10 turnover margin in 32 games, resulting in a record of 30-2. In the prior 28 seasons combined, it was done in only 21 games.

YEAR	RANK	TO MARGIN	# OF TIMES +10 MARGIN
2016-17	39th	+3.6	two times
2015-16	49th	+2.1	four times
2014-15	5th	+4.8	ten times
2013-14	6th	+4.9	six times
2012-13	6th	+5.0	eight times
2011-12	54th	+2.1	two times

"WE WILL CONTINUE TO BE THE #DUNKINDOGS" -- ERIC KONKOL

The phrase Dunkin' Dogs was coined in 1982 when Karl "The Mailman" Malone and "Big Will" Simmons threw down dunk after dunk. What followed was a run of nine 20-win seasons and nine straight postseason appearances (five NCAA, including a Sweet 16 appearance in 1985, and four NIT appearances, including a Final Four appearance in 1986).

The Dunkin' Dogs came and went over the next two decades, but reappeared starting in 2013 when they recorded 96 slams. The 2013-14 team eclipsed the century mark with 138 dunks. That was followed up by a new record of 142 slams in 2014-15.

During Eric Konkol's introductory press conference on May 18, 2015, he assured LA Tech fans that we would continue to be the Dunkin' Dogs. He was telling the truth as the Dunkin' Dogs registered 95 slams in 2015-16. Expect even more this season.

DUNK TRACKER - 26

@SOUTH CAROLINA - 4 [Sherman 2, Bracey 1, Boykins 1]

ALABAMA STATE - 8 [Boykins 3, Harris 2, Jean 1, McCree 1, Powell 1]

@NEBRASKA - 3 [Jean 1, Sherman 1, Davis 1]

OKLAHOMA BAPTIST - 4 [3 Sherman, 1 McCree]

UMES - 7 [3 Sherman, 2 Boykins, 1 McCree, 1 White]

@CALIFORNIA -

SOUTHEASTERN LOUISIANA -

ALCORN STATE -

@LOUISIANA-LAFAYETTE -

PRAIRIE VIEW A&M -

VS. GRAMBLING STATE -

FLORIDA GULF COAST -

LSU-SHREVEPORT -

@SOUTHERN MISS -

UTEP -

UTSA -

@OLD DOMINION -

@CHARLOTTE -

RICE -

NORTH TEXAS -

@UAB -

@MIDDLE TENNESSEE -

WKU -

MARSHALL -

@UTEP -

@UTSA -

FLORIDA ATLANTIC -

FIU -

@NORTH TEXAS -

@RICE -

SOUTHERN MISS -

ACTIVE LEADERS**POINTS**

Erik McCree	967
Jacobi Boykins	508
Derric Jean	292
Qiydar Davis	193
Jy'lan Washington	91
Joniah White	56
Omar Sherman	56
Jalen Harris	45
Da'Shawn Robinson	37
DaQuan Bracey	33
Oliver Powell	9
Luke Walker	7
Jeremiah Taylor	1

REBOUNDS

Erik McCree	456
Jacobi Boykins	151
Qiydar Davis	125
Derric Jean	119
Jy'lan Washington	77
Joniah White	77
Omar Sherman	25
Da'Shawn Robinson	15
Oliver Powell	14
Jalen Harris	13
DaQuan Bracey	13
Luke Walker	5
Jeremiah Taylor	1

ASSISTS

Derric Jean	96
Erik McCree	62
Jacobi Boykins	44
DaQuan Bracey	23
Da'Shawn Robinson	20
Qiydar Davis	18
Jy'lan Washington	9
Jalen Harris	5
Joniah White	3
Oliver Powell	1
Luke Walker	1

BLOCKS

Joniah White	36
Erik McCree	32
Jy'lan Washington	29
Jacobi Boykins	25
Qiydar Davis	13
Derric Jean	9
Omar Sherman	6
Jalen Harris	3

STEALS

Jacobi Boykins	57
Erik McCree	48
Derric Jean	41
Qiydar Davis	24
Jy'lan Washington	15
Joniah White	7
Da'Shawn Robinson	6
Jalen Harris	5
Oliver Powell	3
Luke Walker	2
Omar Sherman	1
DaQuan Bracey	1

PRESSURE, PRESSURE, AND MORE PRESSURE

Pressure is the name of the game for the Bulldogs. From baseline to baseline, LA Tech pressures the ball and as the defense goes, the wins usually follow. LA Tech is 48-1 in the last five-plus seasons when holding their opponents under 60 points. The first such loss came with Old Dominion winning, 56-53, on Jan. 7, 2016.

7 times 2011-12
11 times 2012-13
11 times 2013-14
11 times 2014-15
7 times 2015-16
2 times 2016-17

MONEY WITH A LEAD

Over the last five-plus seasons, the numbers say you should never let the Bulldogs have a lead at halftime. You should definitely never let them have a lead with 10 minutes left and you should never ever let them have a lead with five minutes to go.

Leading at Halftime -- 95-13
Leading with 10 minutes to go -- 105-8
Leading with 5 minutes to go -- 117-2

ANY OPPONENT, ANY TIME, ANY PLACE

With the victory at Ohio State last season on Nov. 24, 2015 which proved to be a great birthday present for head coach Eric Konkol, LA Tech became one of only three non-power 5 teams (Gonzaga and Akron) in the country to win at a power 5 school in each of the last four seasons.

2012-13 (down goes the ACC)

Won at Florida State in the first round of the NIT.

2013-14 (down goes the Big XII and the SEC)

Won at Oklahoma in overtime. The Sooners went on to be the No. 5 seed in the NCAA Tourney. Won at Georgia in the second round of the NIT. Led by as many as 26 points in the first half.

2014-15 (down goes the SEC...again)

Won at Texas A&M in the second round of the NIT.

2015-16 (down goes the Big Ten)

Won at Ohio State in the fourth game of the regular season. Bulldogs never trailed.

LEFTIES UNITE

The Bulldog basketball team probably makes plenty of baseball coaches jealous with the number of left-handers they have on the roster. According to online sources, only about 10 percent of the general human population is left-handed. A total of SIX Bulldogs (50%) out of 12 scholarship players shoot left-handed which includes Erik McCree, Jacobi Boykins, Joniah White, Omar Sherman, JaColby Pemberton and DaQuan Bracey.

WEEK 3**USA TODAY COACHES POLL**

1.	Kentucky (20)	4-0	754
2.	Villanova (4)	5-0	725
3.	Duke (5)	4-1	658
4.	North Carolina	4-0	654
5.	Indiana (2)	3-0	650
6.	Virginia	3-0	600
	Kansas	2-1	600
8.	Xavier	5-0	545
9.	Arizona	3-0	530
10.	Louisville	3-0	470
11.	Gonzaga	3-0	409
12.	Oregon	2-1	390
13.	UCLA	4-0	318
14.	Wisconsin	2-1	306
15.	Saint Mary's	3-0	301
16.	Syracuse	3-0	288
17.	West Virginia	3-0	284
18.	Creighton	4-0	280
19.	Purdue	2-1	254
20.	Michigan State	2-2	227
21.	Texas	3-0	146
22.	Iowa State	3-0	134
23.	Maryland	4-0	94
24.	Michigan	4-0	79
25.	Rhode Island	4-1	70

Others receiving points: Baylor 60, California 38, Miami 37, Florida 26, Seton Hall 21, Cincinnati 20, Florida State 20, VCU 11, Colorado 11, Butler 10, Notre Dame 9, Wichita State 9, Utah 9, NC State 5, Dayton 5, Texas A&M 4, Virginia Tech 3, Oklahoma 3, Connecticut 3, Yale 2, UCF 1, UAB 1, Arkansas 1, Northern Iowa 1, CSU Bakersfield 1

WEEK 3**ASSOCIATED PRESS POLL**

1.	Kentucky (42)	4-0	1,592
2.	Villanova (21)	5-0	1,561
3.	Indiana (2)	3-0	1,443
4.	North Carolina	4-0	1,399
5.	Kansas	2-1	1,374
6.	Duke	4-1	1,337
7.	Virginia	3-0	1,198
8.	Arizona	3-0	1,129
9.	Xavier	5-0	1,099
10.	Louisville	3-0	947
11.	Gonzaga	3-0	872
12.	Creighton	4-0	770
13.	Oregon	2-1	748
14.	UCLA	4-0	735
15.	Saint Mary's	3-0	703
16.	Wisconsin	2-1	666
17.	Purdue	2-1	613
18.	Syracuse	3-0	610
19.	West Virginia	3-0	474
20.	Baylor	3-0	371
21.	Iowa State	3-0	319
22.	Texas	3-0	251
23.	Rhode Island	4-1	217
24.	Michigan State	2-2	183
25.	Michigan	4-0	89
	Florida State	4-0	89

Others receiving points: California 56, Maryland 55, Miami 44, Cincinnati 39, Wichita State 36, Florida 34, Seton Hall 15, Dayton 14, Butler 14, Virginia Tech 12, Notre Dame 6, Colorado 4, Ohio State 4, Ohio 1, Rutgers 1, Tennessee State 1

FORMER BULLDOG PAUL MILLSAP MAKING A NAME FOR HIMSELF IN NBA

Louisiana Tech basketball is proud to call Paul Millsap one of their own. The power forward for the Atlanta Hawks, who enters his 11th year in the NBA and his fourth in Atlanta, has been selected to the NBA Eastern Conference All-Star team each of the last three seasons.

Millsap had arguably the best season of his career last season when he led the Hawks in a number of statistical categories including points (17.1), rebounding (9.0) and steals (1.8) per game. In Sports Illustrated's list of the top 100 NBA players of 2017, Millsap was ranked 15th.

A Louisiana Tech Hall of Famer, he was a three-time All-WAC selection as a Bulldog (2003-06) and became the first player to ever lead the NCAA in rebounding three consecutive years.

He has been recognized for the past six years and eight of the past nine as the recipient of the Bob Pettit Award by the Louisiana Association of Basketball Coaches (LABC) which goes out annually to the most outstanding professional basketball player from a Louisiana college.

BULLDOGS PLAYING PROFESSIONALLY

Paul Millsap may be the only former Bulldog playing in the NBA, but there are plenty others playing professionally all over the globe.

Alex Hamilton (2012-16) – Santa Cruz Warriors (NBA D-League)
 Michale Kyser (2011-15) – SLC Stars (NBA D-League)
 Raheem Appleby (2011-15) – Kouvot Kouvola (Finland)
 Speedy Smith (2011-15) – LA D-Fenders (NBA D-League)
 Kenyon McNeail (2010-14) -- Kozuv (Macedonia)
 Chris Anderson (2012-14) – Grand Rapids Drive (NBA D-League)
 Jaron Johnson (2012-14) – Perth (Australia)
 Stojan Gjurroski (2011-14) – MZT Skopje (Macedonia)
 Trevor Gaskins (2011-12) – Indios de Mayaguez (Puerto Rico)
 Olu Ashaolu (2008-11) – Sanen (Japan)
 Magnum Rolle (2008-10) -- Nakorn Phantom Mad Goat (Thailand)
 Kyle Gibson (2006-10) – BCM Gravelines (France)

24

CONFERENCE TITLES

**SOUTHERN INTERCOLLEGIATE
ATHLETIC ASSOCIATION****1927****1928****1934****LOUISIANA INTERCOLLEGIATE
CONFERENCE****1942****1946****1947****1948****GULF STATES CONFERENCE****1953****1955****1959****1964****1967****1970****1971****SOUTHLAND CONFERENCE****1976****1985****1987****AMERICA SOUTH
CONFERENCE****1988****1990****SUNBELT CONFERENCE****1992****1999****WESTERN ATHLETIC
CONFERENCE****2013****CONFERENCE USA****2014****2015**

PRESEASON POLL

1. UAB (10)
2. Middle Tennessee (2)
3. WKU
4. Marshall
5. Old Dominion
6. UTEP
- 7. Louisiana Tech**
8. Charlotte
9. Rice
10. North Texas
11. FIU
12. Florida Atlantic
13. Southern Miss
14. UTSA

**PRESEASON
ALL-CONFERENCE**

Erik McCree, Sr., F Louisiana Tech
Jon Elmore, Jr., G Marshall
Ryan Taylor, Sr., F Marshall
Giddy Potts, Jr., G Middle Tennessee
Reggie Upshaw, Sr., F Middle Tennessee
Jeremy Combs, Jr., F North Texas
Marcus Evans, So., G Rice
Chris Cokley, Jr., F UAB
William Lee, Jr., F UAB
Justin Johnson, Jr., F WKU

**STANDINGS (as of 11/27)**

	CONFERENCE			OVERALL		
	W	L	PCT.	W	L	PCT.
Middle Tennessee	0	0	.000	6	1	.857
Marshall	0	0	.000	4	1	.800
Rice	0	0	.000	4	1	.800
Southern Miss	0	0	.000	3	1	.750
LOUISIANA TECH	0	0	.000	3	2	.600
Charlotte	0	0	.000	3	2	.600
Old Dominion	0	0	.000	3	2	.600
WKU	0	0	.000	3	3	.500
UAB	0	0	.000	3	3	.500
North Texas	0	0	.000	3	3	.500
FIU	0	0	.000	3	4	.429
UTEP	0	0	.000	2	3	.400
Florida Atlantic	0	0	.000	2	3	.400
UTSA	0	0	.000	2	4	.333

PLAYER OF THE WEEK

WEEK	PLAYER/SCHOOL
1	Egor Koulechov/Rice
2	Dominic Artis/UTEP

**C-USA SCHEDULE
WEEK 4****Monday, Nov. 28**

Appalachian State at Charlotte, 6 p.m.

Tuesday, Nov. 29

Alabama A&M at UAB, 7 p.m.

Florida Atlantic at Tennessee-Martin, 7:30 p.m.

Wednesday, Nov. 30

Texas College at North Texas, 11:30 a.m.

Ohio at Marshall, 6 p.m.

James Madison at Charlotte, 6 p.m.

Dartmouth at Old Dominion, 6 p.m.

FIU at Elon, 6 p.m.

Houston Baptist at Rice, 7 p.m.

WKU at Eastern Kentucky, 7 p.m.

Middle Tennessee at Ole Miss, 7 p.m.

South Alabama at Southern Miss, 7 p.m.

Louisiana Tech at California, 8 p.m.**Thursday, Dec. 1**

UTSA at Cal Poly, 9 p.m.

Saturday, Dec. 3

Old Dominion at Towson, 1 p.m.

Rice at Texas Tech, 1 p.m.

UT Arlington at North Texas, 2 p.m.

WKU at Missouri, 2 p.m.

Hofstra at Florida Atlantic, 6 p.m.

Marshall at Eastern Kentucky, 6 p.m.

Oregon State at Charlotte, 6 p.m.

Southeastern Louisiana at Louisiana Tech, 6 p.m.

Middle Tennessee at South Alabama, 7 p.m.

Auburn at UAB, 7:30 p.m.

Northwestern State at UTEP, 8 p.m.

UTSA at Utah Valley, 8:30 p.m.

Sunday, Dec. 4

FIU at South Carolina, 1 p.m.

Southern Miss at Jackson State, 3:30 p.m.

FRESHMAN OF THE WEEK

WEEK	PLAYER/SCHOOL
1	DaQuan Bracey/LA Tech
2	Byron Frohnen/UTSA



LA TECH WHEN...

At Home.....	3-0
On the Road.....	0-2
At Neutral Site.....	0-0
Leading At Half.....	3-0
Trailing At Half.....	0-2
Tied At Half.....	0-0
Leading w/10 minutes to play.....	3-0
Trailing w/10 minutes to play.....	0-2
Tied w/10 minutes to play.....	0-0
Leading w/5 minutes to play.....	3-0
Trailing w/5 minutes to play.....	0-2
Tied w/5 minutes to play.....	0-0
In Overtime.....	0-0
Tech Scores Less Than 60.....	0-1
60-69.....	0-0
70-79.....	2-1
80-89.....	1-0
90+.....	0-0
Opponent Scores Less Than 60.....	2-0
60-69.....	1-1
70-79.....	0-0
80-89.....	0-1
90+.....	0-0
Margin is 21 or more.....	2-0
16-20.....	1-0
10-15.....	0-1
6-10.....	0-1
3-5.....	0-0
2.....	0-0
1.....	0-0

Outrebounds Opponent.....	2-1
Opponent outrebounds Tech.....	0-1
Rebounds are even.....	1-0
Commits 15 or more turnovers.....	0-1
Less than 15.....	3-1
Forces 15 or more turnovers.....	2-1
Less than 15.....	1-1
Tied in Turnovers.....	0-0
Shoots .500 or better.....	2-0
.400-.499.....	1-1
.300-.399.....	0-1
Less than .300.....	0-0
Opponents shoot .500 or better.....	0-1
.400-.499.....	0-0
.300-.399.....	3-1
Less than .300.....	0-0
Shoots .500 or better from 3-pt. range.....	0-0
.400-.499.....	1-0
.300-.399.....	1-1
Less than .300.....	1-1
Opponents shoot .500 or better from 3-pt. or better.....	0-1
.400-.499.....	0-0
.300-.399.....	0-1
Less than .300.....	3-0
Attempts 30 or more 3-pt. FG.....	0-0
20-29.....	3-2
Less than 20.....	0-0
Opponent attempts 30 or more 3-pt. FG.....	0-0
20-29.....	3-0
Less than 20.....	0-2

Shoots .900 or better from FT.....	0-0
.750-.899.....	0-0
.600-.749.....	2-1
Less than .600.....	1-1
Opponent Shoots .900 or better from FT.....	0-0
.750-.899.....	1-1
.600-.749.....	1-1
Less than .600.....	1-0
More assists than opponents.....	2-1
Fewer.....	0-1
Same.....	1-0
More Blocks than opponents.....	2-1
Fewer.....	1-0
Same.....	0-1
More Steals than opponents.....	3-1
Fewer.....	0-1
Same.....	0-0
In White Uniforms.....	3-0
Blue Uniforms.....	0-2
Red Uniforms.....	0-0
Record on Monday.....	0-0
Tuesday.....	0-0
Wednesday.....	2-0
Thursday.....	0-0
Friday.....	0-1
Saturday.....	0-1
Sunday.....	1-0
Record in November.....	3-2
December.....	0-0
January.....	0-0
February.....	0-0
March.....	0-0

STANDOUT GAMES

Games as Leading Scorer

Erik McCree	21 career; 2 2016-17
Jacobi Boykins	3 career; 2 2016-17
Qiydar Davis	2 career
Derric Jean	1 career; 1 2016-17
Jalen Harris	1 career; 1 2016-17

Double-digit scoring games

Erik McCree	48 career; 4 2016-17
Jacobi Boykins	21 career; 3 2016-17
Derric Jean	15 career; 3 2016-17
Qiydar Davis	5 career
Omar Sherman	3 career; 3 2016-17
DaQuan Bracey	2 career; 2 2016-17
Jalen Harris	1 career; 1 2016-17
Jy'lan Washington	1 career

30-Point Scoring Games

Erik McCree	2 career
-------------	----------

20-Point Scoring Games

Erik McCree	12 career
Jacobi Boykins	1 career; 1 2016-17
Jalen Harris	1 career; 1 2016-17
Omar Sherman	1 career; 1 2016-17

10+ Rebounding Games

Erik McCree	11 career
Qiydar Davis	2 career
Joniah White	1 career; 1 2016-17

3+ Blocked Shot Games

Jy'lan Washington	4 career
Joniah White	4 career; 1 2016-17
Jacobi Boykins	3 career; 1 2016-17
Erik McCree	1 career
Qiydar Davis	1 career

Games as Leading Rebounder

Erik McCree	33 career; 3 2016-17
Qiydar Davis	4 career
Derric Jean	1 career
Jacobi Boykins	1 career
Omar Sherman	1 career; 1 2016-17
Joniah White	1 career; 1 2016-17

Double-doubles

Erik McCree	11 career
Qiydar Davis	2 career
Derric Jean	1 career; 1 2016-17

5+ Assist Games

Derric Jean	5 career; 2 2016-17
DaQuan Bracey	4 career; 4 2016-17

3+ Steal Games

Jacobi Boykins	7 career; 2 2016-17
Erik McCree	4 career
Derric Jean	4 career; 1 2016-17
Jalen Harris	1 career; 1 2016-17
Joniah White	1 career; 1 2016-17

4+ 3-Point Field Goal Games

Jacobi Boykins	5 career; 1 2016-17
Erik McCree	3 career

VARIOUS STATS

Largest Halftime Lead: 15 vs. Oklahoma Baptist

Largest Halftime Deficit: 11 at South Carolina

Largest Lead: 34 vs. Alabama State (lead 85-51)

Largest Deficit: 15 at South Carolina (trailed 48-33)

Largest Deficit OVERCOME: 2 by Oklahoma Baptist (down 2-0 with 19:35 to play in the first half)

Largest Lead Lost:

Most Points Scored: 87 vs. Alabama State

Most Points Allowed: 85 at South Carolina

Fewest Points Scored: 54 at Nebraska

Fewest Points Allowed: 53 vs. Maryland Eastern Shore

Longest Winning Streak: 2

Longest Losing Streak: 2

Wire-to-Wire Wins (never trailed): 1 vs. Alabama State

LAST TIME A LA TECH PLAYER...

Scored 40 Points: 40 by Karl Malone at Centenary (12/5/1983)

Scored 35 Points: 38 by Alex Hamilton at Marshall (3/3/2016)

Scored 30 Points: 33 by Alex Hamilton at WKU (3/5/2016)

Scored 25 Points: 26 by Jacobi Boykins vs. UMES (11/27/2016)

Scored 30 Or More Points In Back-To-Back Games: Alex Hamilton with 38 at Marshall (3/3/2016) and 33 at WKU (3/5/2016)

Grabbed 20 Rebounds: 29 by Paul Millsap vs. San Jose State (2/15/2006)

Grabbed 15 Rebounds: 17 by Michale Kyser vs. McNeese (12/17/2013)

Made 20 Field Goals: 21 by Mike Green vs. Lamar (1/22/1973)

Made 15 Field Goals: 15 by Craig Jackson vs. UALR (1/13/1999)

Made 10 Field Goals: 10 by Jalen Harris vs. Oklahoma Baptist (11/23/16)

Attempted 25 Field Goals: 26 by Trey McDowell vs. New Mexico State (1/17/2007)

Attempted 20 Field Goals: 20 by Dayon Griffin vs. ETSU (3/28/2016)

Made 8 3-pointers: 9 by Kenyon McNeail at UTSA (1/12/2013)

Made 7 3-pointers: 7 by Dayon Griffin vs. Charlotte (1/9/2016)

Made 6 3-pointers: 6 by Jacobi Boykins vs. UMES (11/27/2016)

Attempted 10 3-pointers: 12 by Raheem Appleby vs. Southern Miss (3/5/2015)

Made 15 Free Throws: 16 by Erik McCree vs. Jackson State (12/4/2015)

Made 10 Free Throws: 11 by Alex Hamilton at WKU (3/5/2016)

Attempted 20 Free Throws: 23 by Alex Hamilton vs. Middle Tennessee (1/17/2015)

Attempted 15 Free Throws: 15 by Alex Hamilton at Marshall (3/3/2016)

Had 10 or More Assists: 11 by Derric Jean vs. UMES (11/27/2016)

Had 6 Steals: 6 by Speedy Smith vs. Nicholls State (12/18/2014)

Had 5 Steals: 5 by Alex Hamilton at UTSA (2/18/2016)

Had 10 Blocks: 10 by P.J. Brown vs. Centenary (12/14/1991)

Had 7 Blocks: 9 by Michale Kyser vs. UTSA (2/28/2015)

Had 5 Blocks: 5 by Jy'lan Washington vs. LSU-Shreveport (12/8/2015)

Had a Double-Double: Derric Jean (14 pts., 11 asts.) vs. UMES (11/27/2016)

Had a Triple-Double: Alex Hamilton (25 pts., 11 rbs., 11 asts.) vs. Rice (2/27/2016)

LAST TIME LA TECH...

Scored 120 Points: 126 vs. Longwood (1/4/2014)

Scored 115 Points: 118 vs. Central Baptist (2/20/2013)

Scored 110 Points: 111 vs. Centenary (12/13/1991)

Scored 105 Points: 106 vs. Centenary (11/13/2013)

Scored 100 Points: 102 at Oklahoma (12/30/2013)

Allowed 120 Points: 124 vs. Oklahoma (3/18/1989)

Allowed 115 Points: 124 vs. Oklahoma (3/28/1989)

Allowed 110 Points: 113 at Lamar (2/28/1993)

Allowed 105 Points: 109 at LSU (12/6/1988)

Allowed 100 Points: 102 at Centenary (12/18/1993)

Scored Less Than 50 Points: 48 vs. Portland State (11/26/2011)

Allowed Less Than 50 Points: 33 by Millsaps College (11/13/2015)

Scored 50 Points in First Half: 60 vs. Millsaps College (11/13/2015)

Scored 50 Points in Second Half: 50 at WKU (3/5/2016)

Allowed 50 Points in First Half: 50 by UTEP (2/20/2016)

Allowed 50 Points in Second Half: 50 by ETSU (3/28/2016)

Did Not Score 20 Points in First Half: 18 vs. OK State (12/14/2013)

Did Not Score 20 Points in Second Half: 16 at Utah State (1/26/2013)

Allowed Less Than 20 Points in First Half: 16 by Florida Atlantic (1/16/2016)

Allowed Less Than 20 Points in Second Half: 18 by Millsaps College (11/13/2015)

Grabbed 60 Rebounds: 69 vs. Central Baptist (2/20/2013)

Grabbed 55 Rebounds: 55 vs. Longwood (1/4/2014)

Grabbed 50 Rebounds: 51 vs. Jackson State (12/4/2015)

Made 40 Field Goals: 42 vs. Longwood (1/4/2014)

Made 35 Field Goals: 35 vs. Rice (2/27/2016)

Attempted 100 Field Goals or More: 107 vs. Cameron College (1/18/1972)

Attempted 90 Field Goals or More: 94 vs. Central Baptist (2/20/2013)

Attempted 80 Field Goals or More: 84 at Northwestern State (12/4/2012)

Attempted 75 Field Goals or More: 77 vs. UAB (3/16/2015)

Made 15 3-pointers: 15 vs. Nicholls State (12/18/2014)

Made 10 3-pointers: 11 vs. UMES (11/27/2016)

Attempted 30 3-pointers or More: 32 at North Texas (1/22/2015)

Made 40 Free Throws or More: 40 at Jackson State (12/1/2001)


Attempted 40 Free Throws or More: 44 vs. Jackson State (12/4/2015)

Had 30 Assists or More: 30 vs. Central Baptist (2/20/2013)


Had 20 Assists or More: 21 vs. UMES (11/27/2016)

Had 15 Steals or More: 15 vs. Southern Miss (1/2/2016)

Had 10 Blocks or More: 10 vs. UTSA (1/28/2016)



32 Karl Malone



24 Paul Millsap



#0 - JACOBI BOYKINS
JUNIOR • GUARD
6-6 • 175 • 2L
ST. PETERSBURG, FLA. • LAKEWOOD

CAREER HIGHS

Points
 26 vs. UMES, 11/27/16
Field Goals
 8 vs. UMES, 11/27/16
Field Goal Attempts
 13 two times (last vs. Alabama State, 11/16/16)
3-Point Field Goals
 6 vs. UMES, 11/27/16
3-Point Field Goal Attempts
 8 three times (last vs. UMES, 11/27/16)
Rebounds
 9 vs. ETSU, 3/28/16
Assists
 3 five times (last vs. OKBU, 11/23/16)
Blocks
 3 three times (last vs. UMES, 11/27/16)
Steals
 5 vs. FIU, 2/14/15
Minutes
 41 vs. North Texas, 2/25/16

SEASON HIGHS

Points
 26 vs. UMES, 11/27/16
Field Goals
 8 vs. UMES, 11/27/16
Field Goal Attempts
 13 vs. Alabama State, 11/16/16
3-Point Field Goals
 6 vs. UMES, 11/27/16
3-Point Field Goal Attempts
 8 two times (last vs. UMES, 11/27/16)
Rebounds
 4 three times (last vs. UMES, 11/27/16)
Assists
 3 two times (last vs. OKBU, 11/23/16)
Blocks
 3 vs. UMES, 11/27/16
Steals
 4 two times (last vs. OKBU, 11/23/16)
Minutes
 35 two times (last vs. UMES, 11/27/16)

2016-17 GAME BY GAME

Date	Opponent	GP-GS	Min	FG	3FG	FT	O-D-T	PF	A	TO	B	S	TP
Nov. 11	at South Carolina	1-1	20	4-7	2-4	4-6	1-1-2	5	-	1	-	3	12
Nov. 16	ALABAMA STATE	2-2	26	7-13	2-7	2-2	0-0-0	1	3	2	1	4	18
Nov. 19	at Nebraska	3-3	35	3-11	2-8	1-2	0-4-4	3	-	3	-	-	9
Nov. 23	Oklahoma Baptist	4-4	31	1-10	0-5	1-2	0-4-4	2	3	2	-	1	3
Nov. 27	UMES	5-5	35	8-11	6-8	4-4	0-4-4	1	2	1	3	2	26
Nov. 30	at California												
Dec. 3	SOUTHEASTERN LOUISIANA												
Dec. 5	ALCORN STATE												
Dec. 10	at Louisiana-Lafayette												
Dec. 13	PRAIRIE VIEW A&M												
Dec. 17	vs. Grambling State												
Dec. 20	FLORIDA GULF COAST												
Dec. 22	LSU-SHREVEPORT												
Jan. 1	at Southern Miss*												
Jan. 5	UTEP*												
Jan. 7	UTSA*												
Jan. 12	at Charlotte*												
Jan. 14	at Old Dominion*												
Jan. 19	RICE*												
Jan. 21	NORTH TEXAS*												
Jan. 26	at UAB*												
Jan. 28	at Middle Tennessee*												
Feb. 2	WKU*												
Feb. 4	MARSHALL*												
Feb. 9	at UTEP*												
Feb. 11	at UTSA*												
Feb. 16	FLORIDA ATLANTIC*												
Feb. 18	FIU*												
Feb. 23	at North Texas*												
Feb. 25	at Rice*												
March 4	SOUTHERN MISS*												



CAREER STATS

YEAR	GP	GS	MIN	AVG.	FG	FGA	PCT.	3FG	3FGA	PCT.	FT	FTA	PCT.	Rebounds			AVG	PF	FO	A	TO	BLK	STL	PTS	AVG
														OFF	DEF	TOTAL									
2016-17	5	5	147	29.4	23	52	44%	12	32	38%	12	16	75%	1	13	14	2.8	12	1	8	9	4	10	70	14.0
2015-16	31	29	889	28.7	101	244	41%	50	140	36%	37	55	67%	20	81	101	3.3	73	4	28	30	16	25	289	9.3
2014-15	36	0	383	10.6	51	113	45%	32	81	40%	15	25	60%	9	27	36	1.0	49	0	8	19	5	22	149	4.1
TOTAL	72	34	1419	19.7	175	409	43%	94	253	37%	64	96	67%	30	121	151	2.1	134	5	44	58	25	57	508	7.1



#4 - DAQUAN BRACEY
FRESHMAN • GUARD
5-11 • 170 • HS
BALTIMORE, MD. • ST. FRANCES ACADEMY

CAREER HIGHS

Points

12 two times (last vs. OKBU, 11/23/16)

Field Goals

6 vs. Oklahoma Baptist, 11/23/16

Field Goal Attempts

10 vs. Oklahoma Baptist, 11/23/16

3-Point Field Goals

2 at South Carolina, 11/11/16

3-Point Field Goal Attempts

3 vs. Alabama State, 11/16/16

Rebounds

5 at Nebraska, 11/19/16

Assists

6 vs. UMES, 11/27/16

Blocks

Steals

1 vs. Oklahoma Baptist, 11/23/16

Minutes

24 vs. UMES, 11/27/16

SEASON HIGHS

Points

12 two times (last vs. OKBU, 11/23/16)

Field Goals

6 vs. Oklahoma Baptist, 11/23/16

Field Goal Attempts

10 vs. Oklahoma Baptist, 11/23/16

3-Point Field Goals

2 at South Carolina, 11/11/16

3-Point Field Goal Attempts

3 vs. Alabama State, 11/16/16

Rebounds

5 at Nebraska, 11/19/16

Assists

6 vs. UMES, 11/27/16

Blocks

Steals

1 vs. Oklahoma Baptist, 11/23/16

Minutes

24 vs. UMES, 11/27/16

2016-17 GAME BY GAME

Date	Opponent	GP-GS	Min	FG	3FG	FT	O-D-T	PF	A	TO	B	S	TP
Nov. 11	at South Carolina	1-0	23	5-7	2-2	0-2	0-1-1	5	2	-	-	-	12
Nov. 16	ALABAMA STATE	2-0	23	2-5	1-3	2-2	1-1-2	1	5	-	-	-	7
Nov. 19	at Nebraska	3-0	17	0-5	0-1	0-0	1-4-5	3	5	1	-	-	-
Nov. 23	Oklahoma Baptist	4-0	23	6-10	0-1	0-0	3-0-3	2	5	-	-	1	12
Nov. 27	UMES	5-0	24	1-5	0-2	0-0	0-2-2	-	6	1	-	-	2
Nov. 30	at California												
Dec. 3	SOUTHEASTERN LOUISIANA												
Dec. 5	ALCORN STATE												
Dec. 10	at Louisiana-Lafayette												
Dec. 13	PRAIRIE VIEW A&M												
Dec. 17	vs. Grambling State												
Dec. 20	FLORIDA GULF COAST												
Dec. 22	LSU-SHREVEPORT												
Jan. 1	at Southern Miss*												
Jan. 5	UTEP*												
Jan. 7	UTSA*												
Jan. 12	at Charlotte*												
Jan. 14	at Old Dominion*												
Jan. 19	RICE*												
Jan. 21	NORTH TEXAS*												
Jan. 26	at UAB*												
Jan. 28	at Middle Tennessee*												
Feb. 2	WKU*												
Feb. 4	MARSHALL*												
Feb. 9	at UTEP*												
Feb. 11	at UTSA*												
Feb. 16	FLORIDA ATLANTIC*												
Feb. 18	FIU*												
Feb. 23	at North Texas*												
Feb. 25	at Rice*												
March 4	SOUTHERN MISS*												



CAREER STATS

YEAR	GP	GS	MIN	AVG.	FG	FGA	PCT.	3FG	3FGA	PCT.	FT	FTA	PCT.	Rebounds			AVG	PF	FO	A	TO	BLK	STL	PTS	AVG
														OFF	DEF	TOTAL									
2016-17	5	0	109	21.8	14	32	44%	3	9	33%	2	4	50%	5	8	13	2.6	11	1	23	2	0	1	33	6.6
TOTAL	5	0	109	21.8	14	32	44%	3	9	33%	2	4	50%	5	8	13	2.6	11	1	23	2	0	1	33	6.6



#25 - QIYDAR DAVIS
REDSHIRT SENIOR • GUARD
6-6 • 220 • 1L
ATLANTA, GA. • INDIAN HILLS CC

CAREER HIGHS

Points
 17 two times (last vs. Jackson State, 12/4/15)
Field Goals
 6 two times (last vs. Millsaps, 11/13/15)
Field Goal Attempts
 12 vs. Jackson State, 12/4/15
3-Point Field Goals
 1 six times (last at USC, 11/11/16)
3-Point Field Goal Attempts
 4 two times (last vs. UMES, 11/27/16)
Rebounds
 14 vs. Jackson State, 12/4/15
Assists
 4 vs. Jackson State, 12/4/15
Blocks
 3 vs. Jackson State, 12/4/15
Steals
 2 three times (last at USC, 11/11/16)
Minutes
 40 vs. Jackson State, 12/4/15

SEASON HIGHS

Points
 8 vs. Alabama State, 11/16/16
Field Goals
 2 two times (last vs. Alabama State, 11/16/16)
Field Goal Attempts
 7 vs. UMES, 11/27/16
3-Point Field Goals
 2 vs. Alabama State, 11/16/16
3-Point Field Goal Attempts
 4 two times (last vs. UMES, 11/27/16)
Rebounds
 6 at Nebraska, 11/19/16
Assists
 2 at Nebraska 11/19/16
Blocks
 1 at Nebraska, 11/19/16
Steals
 2 at South Carolina, 11/11/16
Minutes
 28 vs. UMES, 11/27/16

2016-17 GAME BY GAME

Date	Opponent	GP-GS	Min	FG	3FG	FT	O-D-T	PF	A	TO	B	S	TP
Nov. 11	at South Carolina	1-1	26	2-4	1-3	0-0	0-0-0	3	-	3	-	2	5
Nov. 16	ALABAMA STATE	2-2	18	2-5	2-4	2-2	1-3-4	3	-	1	-	1	8
Nov. 19	at Nebraska	3-3	27	2-5	1-3	1-2	2-4-6	1	2	4	1	-	6
Nov. 23	Oklahoma Baptist						DNP						
Nov. 27	UMES	4-4	28	1-7	1-4	1-2	1-3-4	2	1	-	-	1	4
Nov. 30	at California												
Dec. 3	SOUTHEASTERN LOUISIANA												
Dec. 5	ALCORN STATE												
Dec. 10	at Louisiana-Lafayette												
Dec. 13	PRAIRIE VIEW A&M												
Dec. 17	vs. Grambling State												
Dec. 20	FLORIDA GULF COAST												
Dec. 22	LSU-SHREVEPORT												
Jan. 1	at Southern Miss*												
Jan. 5	UTEP*												
Jan. 7	UTSA*												
Jan. 12	at Charlotte*												
Jan. 14	at Old Dominion*												
Jan. 19	RICE*												
Jan. 21	NORTH TEXAS*												
Jan. 26	at UAB*												
Jan. 28	at Middle Tennessee*												
Feb. 2	WKU*												
Feb. 4	MARSHALL*												
Feb. 9	at UTEP*												
Feb. 11	at UTSA*												
Feb. 16	FLORIDA ATLANTIC*												
Feb. 18	FIU*												
Feb. 23	at North Texas*												
Feb. 25	at Rice*												
March 4	SOUTHERN MISS*												



CAREER STATS

YEAR	GP	GS	MIN	AVG.	FG	FGA	PCT.	3FG	3FGA	PCT.	FT	FTA	PCT.	Rebounds			AVG	PF	FO	A	TO	BLK	STL	PTS	AVG
														OFF	DEF	TOTAL									
2016-17	4	4	99	24.8	7	21	33%	5	14	36%	4	6	67%	4	10	14	3.5	9	0	3	8	1	4	23	5.8
2015-16	7	5	164	23.4	24	55	44%	2	5	40%	24	28	86%	18	29	47	6.7	20	1	10	6	6	8	74	10.6
2014-15	29	0	292	10.1	38	88	43%	4	14	29%	15	26	58%	29	35	64	2.2	49	0	5	17	6	13	95	3.3
TOTAL	40	9	555	13.9	69	164	42%	11	33	33%	43	60	72%	51	74	125	3.1	78	1	18	31	13	25	192	4.8



#3 - JALEN HARRIS

FRESHMAN • GUARD

6-4 • 190 • HS

DUNCANVILLE, TEXAS • DUNCANVILLE HS

CAREER HIGHS

Points

24 vs. Oklahoma Baptist, 11/23/16

Field Goals

10 vs. Oklahoma Baptist, 11/23/16

Field Goal Attempts

15 vs. Oklahoma Baptist, 11/23/16

3-Point Field Goals

3 vs. Oklahoma Baptist, 11/23/16

3-Point Field Goal Attempts

6 vs. Oklahoma Baptist, 11/23/16

Rebounds

6 vs. Oklahoma Baptist, 11/23/16

Assists

2 two times (last vs. Alabama State, 11/16/16)

Blocks

2 at Nebraska 11/19/16

Steals

3 at South Carolina, 11/11/16

Minutes

33 vs. Oklahoma Baptist, 11/23/16

SEASON HIGHS

Points

24 vs. Oklahoma Baptist, 11/23/16

Field Goals

10 vs. Oklahoma Baptist, 11/23/16

Field Goal Attempts

15 vs. Oklahoma Baptist, 11/23/16

3-Point Field Goals

3 vs. Oklahoma Baptist, 11/23/16

3-Point Field Goal Attempts

6 vs. Oklahoma Baptist, 11/23/16

Rebounds

6 vs. Oklahoma Baptist, 11/23/16

Assists

2 two times (last vs. Alabama State, 11/16/16)

Blocks

2 at Nebraska 11/19/16

Steals

3 at South Carolina, 11/11/16

Minutes

33 vs. Oklahoma Baptist, 11/23/16

2016-17 GAME BY GAME

Date	Opponent	GP-GS	Min	FG	3FG	FT	O-D-T	PF	A	TO	B	S	TP
Nov. 11	at South Carolina	1-0	18	2-7	0-2	2-2	0-3-3	4	2	2	1	3	6
Nov. 16	ALABAMA STATE	2-0	20	3-9	0-4	3-4	1-2-3	2	2	2	-	1	9
Nov. 19	at Nebraska	3-0	18	3-6	0-3	0-0	0-1-1	-	-	1	2	-	6
Nov. 23	Oklahoma Baptist	4-1	33	10-15	3-6	1-1	1-5-6	-	1	-	-	1	24
Nov. 27	UMES							DNP					
Nov. 30	at California												
Dec. 3	SOUTHEASTERN LOUISIANA												
Dec. 5	ALCORN STATE												
Dec. 10	at Louisiana-Lafayette												
Dec. 13	PRAIRIE VIEW A&M												
Dec. 17	vs. Grambling State												
Dec. 20	FLORIDA GULF COAST												
Dec. 22	LSU-SHREVEPORT												
Jan. 1	at Southern Miss*												
Jan. 5	UTEP*												
Jan. 7	UTSA*												
Jan. 12	at Charlotte*												
Jan. 14	at Old Dominion*												
Jan. 19	RICE*												
Jan. 21	NORTH TEXAS*												
Jan. 26	at UAB*												
Jan. 28	at Middle Tennessee*												
Feb. 2	WKU*												
Feb. 4	MARSHALL*												
Feb. 9	at UTEP*												
Feb. 11	at UTSA*												
Feb. 16	FLORIDA ATLANTIC*												
Feb. 18	FIU*												
Feb. 23	at North Texas*												
Feb. 25	at Rice*												
March 4	SOUTHERN MISS*												



CAREER STATS

YEAR	GP	GS	MIN	AVG.	FG	FGA	PCT.	3FG	3FGA	PCT.	FT	FTA	PCT.	Rebounds			AVG	PF	FO	A	TO	BLK	STL	PTS	AVG
														OFF	DEF	TOTAL									
2016-17	4	1	89	22.3	18	37	49%	3	15	20%	6	7	86%	2	11	13	3.3	6	0	5	5	3	5	45	11.3
TOTAL	4	1	89	22.3	18	37	49%	3	15	20%	6	7	86%	2	11	13	3.3	6	0	5	5	3	5	45	11.3



#1 - DERRIC JEAN

SOPHOMORE • GUARD

6-2 • 185 • 1L

MIAMI, FLA. • MCARTHUR HS

CAREER HIGHS

Points

18 at South Carolina, 11/11/16

Field Goals

7 at UTEP, 2/20/16

Field Goal Attempts

12 vs. Millsaps College, 11/13/15

3-Point Field Goals

3 at Grambling State, 11/21/15

3-Point Field Goal Attempts

6 two times (last at GSU, 11/21/15)

Rebounds

8 vs. LSUS, 12/8/15

Assists

11 vs. UMES, 11/27/16

Blocks

2 at UTSA, 2/18/16

Steals

3 three times (last vs. Alabama State, 11/16/16)

Minutes

33 at South Carolina, 11/11/16

SEASON HIGHS

Points

18 at South Carolina, 11/11/16

Field Goals

5 vs. UMES, 11/27/16

Field Goal Attempts

11 at South Carolina, 11/11/16

3-Point Field Goals

2 two times (last vs. Alabama State, 11/16/16)

3-Point Field Goal Attempts

5 vs. UMES, 11/27/16

Rebounds

5 three times (last at Nebraska 11/19/16)

Assists

11 vs. UMES, 11/27/16

Blocks

1 at Nebraska, 11/19/16

Steals

3 vs. Alabama State, 11/16/16

Minutes

33 at South Carolina, 11/11/16

2016-17 GAME BY GAME

Date	Opponent	GP-GS	Min	FG	3FG	FT	O-D-T	PF	A	TO	B	S	TP
Nov. 11	at South Carolina	1-1	33	4-11	2-3	8-10	3-2-5	4	1	4	-	1	18
Nov. 16	ALABAMA STATE	2-2	31	4-8	2-4	0-0	1-4-5	-	7	2	-	3	10
Nov. 19	at Nebraska	3-3	30	2-8	0-1	0-2	2-3-5	3	3	2	1	1	4
Nov. 23	Oklahoma Baptist	4-4	29	0-2	0-1	4-4	1-0-1	2	2	1	-	1	4
Nov. 27	UMES	5-5	29	5-9	2-5	2-3	1-2-3	1	11	2	-	2	14
Nov. 30	at California												
Dec. 3	SOUTHEASTERN LOUISIANA												
Dec. 5	ALCORN STATE												
Dec. 10	at Louisiana-Lafayette												
Dec. 13	PRAIRIE VIEW A&M												
Dec. 17	vs. Grambling State												
Dec. 20	FLORIDA GULF COAST												
Dec. 22	LSU-SHREVEPORT												
Jan. 1	at Southern Miss*												
Jan. 5	UTEP*												
Jan. 7	UTSA*												
Jan. 12	at Charlotte*												
Jan. 14	at Old Dominion*												
Jan. 19	RICE*												
Jan. 21	NORTH TEXAS*												
Jan. 26	at UAB*												
Jan. 28	at Middle Tennessee*												
Feb. 2	WKU*												
Feb. 4	MARSHALL*												
Feb. 9	at UTEP*												
Feb. 11	at UTSA*												
Feb. 16	FLORIDA ATLANTIC*												
Feb. 18	FIU*												
Feb. 23	at North Texas*												
Feb. 25	at Rice*												
March 4	SOUTHERN MISS*												



CAREER STATS

YEAR	GP	GS	MIN	AVG.	FG	FGA	PCT.	3FG	3FGA	PCT.	FT	FTA	PCT.	Rebounds			AVG	PF	FO	A	TO	BLK	STL	PTS	AVG
														OFF	DEF	TOTAL									
2016-17	5	5	152	30.4	15	38	40%	6	14	43%	14	19	74%	8	11	19	3.8	10	0	24	11	1	8	50	10.0
2015-16	33	0	709	21.5	86	192	45%	27	70	39%	43	62	69%	31	69	100	3.0	76	3	72	48	8	33	242	7.3
TOTAL	38	5	861	22.7	101	230	44%	33	84	39%	57	81	70%	39	80	119	3.1	86	3	96	59	9	41	292	7.7



#2 - ERIK MCCREE
REDSHIRT SENIOR • FORWARD
6-8 • 225 • 2L
ORLANDO, FLA. • MURRAY STATE

CAREER HIGHS

Points
 33 vs. UAB, 2/13/16
Field Goals
 11 vs. UAB, 2/13/16
Field Goal Attempts
 20 vs. UAB, 2/13/16
3-Point Field Goals
 4 two times (last vs. Southern Miss, 1/2/16)
3-Point Field Goal Attempts
 9 at WKU, 3/5/16
Rebounds
 13 vs. UTEP, 1/31/16
Assists
 4 vs. Nicholls State, 12/18/14
Blocks
 3 vs. NC Central, 11/27/15
Steals
 4 vs. UTSA, 2/28/15
Minutes
 46 vs. Jackson State, 12/4/15

SEASON HIGHS

Points
 18 two times (last vs. UMES, 11/27/16)
Field Goals
 8 vs. UMES, 11/27/16
Field Goal Attempts
 16 vs. Oklahoma Baptist, 11/23/16
3-Point Field Goals
 2 two times (last vs. UMES, 11/27/16)
3-Point Field Goal Attempts
 8 vs. Oklahoma Baptist, 11/23/16
Rebounds
 9 vs. UMES, 11/27/16
Assists
 1 three times (last vs. UMES, 11/27/16)
Blocks

Steals
 2 vs. Oklahoma Baptist, 11/23/16
Minutes
 36 at Nebraska, 11/19/16

2016-17 GAME BY GAME

Date	Opponent	GP-GS	Min	FG	3FG	FT	O-D-T	PF	A	TO	B	S	TP
Nov. 11	at South Carolina	1-1	31	1-8	0-4	6-8	2-2-4	4	1	2	-	-	8
Nov. 16	ALABAMA STATE	2-2	29	7-13	0-3	4-6	1-5-6	1	-	2	-	-	18
Nov. 19	at Nebraska	3-3	36	7-15	2-6	0-0	1-7-8	2	-	4	-	-	16
Nov. 23	Oklahoma Baptist	4-4	29	5-16	0-8	2-2	0-4-4	2	1	-	-	2	12
Nov. 27	UMES	5-5	31	8-13	2-6	0-1	2-7-9	1	1	2	-	-	18
Nov. 30	at California												
Dec. 3	SOUTHEASTERN LOUISIANA												
Dec. 5	ALCORN STATE												
Dec. 10	at Louisiana-Lafayette												
Dec. 13	PRAIRIE VIEW A&M												
Dec. 17	vs. Grambling State												
Dec. 20	FLORIDA GULF COAST												
Dec. 22	LSU-SHREVEPORT												
Jan. 1	at Southern Miss*												
Jan. 5	UTEP*												
Jan. 7	UTSA*												
Jan. 12	at Charlotte*												
Jan. 14	at Old Dominion*												
Jan. 19	RICE*												
Jan. 21	NORTH TEXAS*												
Jan. 26	at UAB*												
Jan. 28	at Middle Tennessee*												
Feb. 2	WKU*												
Feb. 4	MARSHALL*												
Feb. 9	at UTEP*												
Feb. 11	at UTSA*												
Feb. 16	FLORIDA ATLANTIC*												
Feb. 18	FIU*												
Feb. 23	at North Texas*												
Feb. 25	at Rice*												
March 4	SOUTHERN MISS*												



CAREER STATS

YEAR	GP	GS	MIN	AVG.	FG	FGA	PCT.	3FG	3FGA	PCT.	FT	FTA	PCT.	Rebounds			AVG	PF	FO	A	TO	BLK	STL	PTS	AVG
														OFF	DEF	TOTAL									
2016-17	5	5	156	31.2	28	65	43%	4	27	15%	12	17	71%	6	25	31	6.2	10	0	3	10	0	2	72	14.4
2015-16	30	29	955	31.8	165	373	44%	48	139	35%	108	151	72%	39	184	223	7.4	68	2	38	74	16	20	486	16.2
2014-15	36	36	878	24.4	150	317	47%	34	104	33%	75	106	71%	51	151	202	5.6	69	1	21	55	16	26	409	11.4
TOTAL	71	70	1989	28.0	343	755	45%	86	269	32%	195	274	71%	96	360	456	6.4	147	3	62	139	32	48	967	13.6



#11 - JACOLBY PEMBERTON
FRESHMAN • FORWARD
6-6 • 180 • HS
LANCASTER, TEXAS • LANCASTER HS

CAREER HIGHS

Points

 Field Goals

 Field Goal Attempts

 3-Point Field Goals

 3-Point Field Goal Attempts

 Rebounds

 Assists

 Blocks

 Steals

 Minutes

SEASON HIGHS

Points

 Field Goals

 Field Goal Attempts

 3-Point Field Goals

 3-Point Field Goal Attempts

 Rebounds

 Assists

 Blocks

 Steals

 Minutes

2016-17 GAME BY GAME

Date	Opponent	GP-GS	Min	FG	3FG	FT	O-D-T	PF	A	TO	B	S	TP
Nov. 11	at South Carolina												
Nov. 16	ALABAMA STATE												
Nov. 19	at Nebraska												
Nov. 23	Oklahoma Baptist												
Nov. 27	UMES												
Nov. 30	at California												
Dec. 3	SOUTHEASTERN LOUISIANA												
Dec. 5	ALCORN STATE												
Dec. 10	at Louisiana-Lafayette												
Dec. 13	PRAIRIE VIEW A&M												
Dec. 17	vs. Grambling State												
Dec. 20	FLORIDA GULF COAST												
Dec. 22	LSU-SHREVEPORT												
Jan. 1	at Southern Miss*												
Jan. 5	UTEP*												
Jan. 7	UTSA*												
Jan. 12	at Charlotte*												
Jan. 14	at Old Dominion*												
Jan. 19	RICE*												
Jan. 21	NORTH TEXAS*												
Jan. 26	at UAB*												
Jan. 28	at Middle Tennessee*												
Feb. 2	WKU*												
Feb. 4	MARSHALL*												
Feb. 9	at UTEP*												
Feb. 11	at UTSA*												
Feb. 16	FLORIDA ATLANTIC*												
Feb. 18	FIU*												
Feb. 23	at North Texas*												
Feb. 25	at Rice*												
March 4	SOUTHERN MISS*												



CAREER STATS

YEAR	GP	GS	MIN	AVG.	FG	FGA	PCT.	3FG	3FGA	PCT.	FT	FTA	PCT.	Rebounds		OFF	DEF	TOTAL	AVG	PF	FO	A	TO	BLK	STL	PTS	AVG
2016-17			redshirting																								
TOTAL																											



#35 - OLIVER POWELL
FRESHMAN • FORWARD
6-8 • 220 • HS
ROWLETT, TEXAS • ROWLETT HS

CAREER HIGHS

Points

7 at Nebraska, 11/19/16

Field Goals

1 two times (last at Nebraska, 11/19/16)

Field Goal Attempts

2 at Nebraska, 11/19/16

3-Point Field Goals

1 at Nebraska, 11/19/16

3-Point Field Goal Attempts

1 at Nebraska, 11/19/16

Rebounds

6 vs. UMES, 11/27/16

Assists

1 at South Carolina, 11/11/16

Blocks

Steals

2 at South Carolina, 11/11/16

Minutes

12 two times (last at Nebraska, 11/19/16)

SEASON HIGHS

Points

7 at Nebraska, 11/19/16

Field Goals

1 two times (last at Nebraska, 11/19/16)

Field Goal Attempts

2 at Nebraska, 11/19/16

3-Point Field Goals

1 at Nebraska, 11/19/16

3-Point Field Goal Attempts

1 at Nebraska, 11/19/16

Rebounds

6 vs. UMES, 11/27/16

Assists

1 at South Carolina, 11/11/16

Blocks

Steals


2 at South Carolina, 11/11/16

Minutes

12 two times (last at Nebraska, 11/19/16)

2016-17 GAME BY GAME

Date	Opponent	GP-GS	Min	FG	3FG	FT	O-D-T	PF	A	TO	B	S	TP
Nov. 11	at South Carolina	1-0	9	0-0	0-0	0-0	0-4-4	-	1	-	-	2	-
Nov. 16	ALABAMA STATE	2-0	12	1-1	0-0	0-1	1-1-2	-	-	-	-	-	2
Nov. 19	at Nebraska	3-0	12	1-2	1-1	4-6	1-0-1	1	-	1	-	-	7
Nov. 23	Oklahoma Baptist	4-0	8	0-1	0-0	0-0	0-1-1	3	-	1	-	-	-
Nov. 27	UMES	5-0	11	0-0	0-0	0-1	1-5-6	1	-	3	-	1	-
Nov. 30	at California												
Dec. 3	SOUTHEASTERN LOUISIANA												
Dec. 5	ALCORN STATE												
Dec. 10	at Louisiana-Lafayette												
Dec. 13	PRAIRIE VIEW A&M												
Dec. 17	vs. Grambling State												
Dec. 20	FLORIDA GULF COAST												
Dec. 22	LSU-SHREVEPORT												
Jan. 1	at Southern Miss*												
Jan. 5	UTEP*												
Jan. 7	UTSA*												
Jan. 12	at Charlotte*												
Jan. 14	at Old Dominion*												
Jan. 19	RICE*												
Jan. 21	NORTH TEXAS*												
Jan. 26	at UAB*												
Jan. 28	at Middle Tennessee*												
Feb. 2	WKU*												
Feb. 4	MARSHALL*												
Feb. 9	at UTEP*												
Feb. 11	at UTSA*												
Feb. 16	FLORIDA ATLANTIC*												
Feb. 18	FIU*												
Feb. 23	at North Texas*												
Feb. 25	at Rice*												
March 4	SOUTHERN MISS*												



CAREER STATS

YEAR	GP	GS	MIN	AVG.	FG	FGA	PCT.	3FG	3FGA	PCT.	FT	FTA	PCT.	Rebounds			AVG	PF	FO	A	TO	BLK	STL	PTS	AVG
														OFF	DEF	TOTAL									
2016-17	5	0	52	10.4	2	4	50%	1	1	100%	4	8	50%	3	11	14	2.8	5	0	1	5	0	3	9	1.8
TOTAL	5	0	52	10.4	2	4	50%	1	1	100%	4	8	50%	3	11	14	2.8	5	0	1	5	0	3	9	1.8



#23 - DA'SHAWN ROBINSON
SENIOR • GUARD
6-4 • 210 • 1L
HOUSTON, TEXAS • NAVARRO COLLEGE

CAREER HIGHS

Points
 8 vs. UT Arlington, 11/17/15
Field Goals
 3 vs. UT Arlington, 11/17/15
Field Goal Attempts
 8 two times (last vs. UT Arlington, 11/17/15)
3-Point Field Goals
 2 vs. UT Arlington, 11/17/15
3-Point Field Goal Attempts
 4 two times (last vs. UT Arlington, 11/17/15)
Rebounds
 5 vs. UT Arlington, 11/17/15
Assists
 4 two times (last at Ole Miss, 12/15/15)
Blocks

Steals
 2 two times (last vs. LSUS, 12/8/15)
Minutes
 33 vs. UT Arlington, 11/17/15

SEASON HIGHS

Points

Field Goals

Field Goal Attempts

3-Point Field Goals

3-Point Field Goal Attempts

Rebounds

Assists

Blocks

Steals

Minutes

2016-17 GAME BY GAME

Date	Opponent	GP-GS	Min	FG	3FG	FT	O-D-T	PF	A	TO	B	S	TP
Nov. 11	at South Carolina												
Nov. 16	ALABAMA STATE												
Nov. 19	at Nebraska												
Nov. 23	Oklahoma Baptist												
Nov. 27	UMES												
Nov. 30	at California												
Dec. 3	SOUTHEASTERN LOUISIANA												
Dec. 5	ALCORN STATE												
Dec. 10	at Louisiana-Lafayette												
Dec. 13	PRAIRIE VIEW A&M												
Dec. 17	vs. Grambling State												
Dec. 20	FLORIDA GULF COAST												
Dec. 22	LSU-SHREVEPORT												
Jan. 1	at Southern Miss*												
Jan. 5	UTEP*												
Jan. 7	UTSA*												
Jan. 12	at Charlotte*												
Jan. 14	at Old Dominion*												
Jan. 19	RICE*												
Jan. 21	NORTH TEXAS*												
Jan. 26	at UAB*												
Jan. 28	at Middle Tennessee*												
Feb. 2	WKU*												
Feb. 4	MARSHALL*												
Feb. 9	at UTEP*												
Feb. 11	at UTSA*												
Feb. 16	FLORIDA ATLANTIC*												
Feb. 18	FIU*												
Feb. 23	at North Texas*												
Feb. 25	at Rice*												
March 4	SOUTHERN MISS*												



CAREER STATS

	Rebounds																								
YEAR	GP	GS	MIN	AVG.	FG	FGA	PCT.	3FG	3FGA	PCT.	FT	FTA	PCT.	OFF	DEF	TOTAL	AVG	PF	FO	A	TO	BLK	STL	PTS	AVG
2016-17	0	0	0	0.0	0	0	0%	0	0	0%	0	0	0%	0	0	0	0.0	0	0	0	0	0	0	0	0.0
2015-16	15	2	137	9.1	12	37	32%	5	17	29%	8	15	53%	3	12	15	1.0	15	0	20	9	0	6	37	2.5
TOTAL	15	2	137	9.1	12	37	32%	5	17	29%	8	15	53%	3	12	15	1.0	15	0	20	9	0	6	37	2.5



#24 - OMAR SHERMAN

JUNIOR • FORWARD

6-9 • 255 • TR

DUNCANVILLE, TEXAS • PARIS JC

CAREER HIGHS

Points

21 vs. Oklahoma Baptist, 11/23/16

Field Goals

9 vs. Oklahoma Baptist, 11/23/16

Field Goal Attempts

13 vs. Oklahoma Baptist, 11/23/16

3-Point Field Goals

3-Point Field Goal Attempts

2 at South Carolina, 11/11/16

Rebounds

7 two times (last vs. OKBU, 11/23/16)

Assists

Blocks

2 two times (last vs. UMES, 11/27/16)

Steals

1 at Nebraska, 11/19/16

Minutes

32 at South Carolina, 11/11/16

SEASON HIGHS

Points

21 vs. Oklahoma Baptist, 11/23/16

Field Goals

9 vs. Oklahoma Baptist, 11/23/16

Field Goal Attempts

13 vs. Oklahoma Baptist, 11/23/16

3-Point Field Goals

3-Point Field Goal Attempts

2 at South Carolina, 11/11/16

Rebounds

7 two times (last vs. OKBU, 11/23/16)

Assists

Blocks

2 two times (last vs. UMES, 11/27/16)

Steals

1 at Nebraska, 11/19/16

Minutes

32 at South Carolina, 11/11/16

2016-17 GAME BY GAME

Date	Opponent	GP-GS	Min	FG	3FG	FT	O-D-T	PF	A	TO	B	S	TP
Nov. 11	at South Carolina	1-1	32	6-9	0-2	0-0	0-7-7	2	-	1	2	-	12
Nov. 16	ALABAMA STATE	2-2	18	6-9	0-0	1-4	2-2-4	4	-	1	1	-	13
Nov. 19	at Nebraska	3-3	16	2-4	0-1	0-0	2-2-4	3	-	1	1	1	4
Nov. 23	Oklahoma Baptist	4-4	21	9-13	0-1	3-4	1-6-7	1	-	-	-	-	21
Nov. 27	UMES	5-5	22	3-7	0-1	0-0	1-2-3	1	-	1	2	-	6
Nov. 30	at California												
Dec. 3	SOUTHEASTERN LOUISIANA												
Dec. 5	ALCORN STATE												
Dec. 10	at Louisiana-Lafayette												
Dec. 13	PRAIRIE VIEW A&M												
Dec. 17	vs. Grambling State												
Dec. 20	FLORIDA GULF COAST												
Dec. 22	LSU-SHREVEPORT												
Jan. 1	at Southern Miss*												
Jan. 5	UTEP*												
Jan. 7	UTSA*												
Jan. 12	at Charlotte*												
Jan. 14	at Old Dominion*												
Jan. 19	RICE*												
Jan. 21	NORTH TEXAS*												
Jan. 26	at UAB*												
Jan. 28	at Middle Tennessee*												
Feb. 2	WKU*												
Feb. 4	MARSHALL*												
Feb. 9	at UTEP*												
Feb. 11	at UTSA*												
Feb. 16	FLORIDA ATLANTIC*												
Feb. 18	FIU*												
Feb. 23	at North Texas*												
Feb. 25	at Rice*												
March 4	SOUTHERN MISS*												



CAREER STATS

YEAR	GP	GS	MIN	AVG.	FG	FGA	PCT.	3FG	3FGA	PCT.	FT	FTA	PCT.	Rebounds			AVG	PF	FO	A	TO	BLK	STL	PTS	AVG
														OFF	DEF	TOTAL									
2016-17	5	5	108	21.6	26	42	62%	0	5	0%	4	8	50%	6	19	25	5.0	11	0	0	4	6	1	56	11.2
TOTAL	5	5	108	21.6	26	42	62%	0	5	0%	4	8	50%	6	19	25	5.0	11	0	0	4	6	1	56	11.2



#15 - JEREMIAH TAYLOR
FRESHMAN • GUARD
6-4 • 190 • HS
LEWISVILLE, TEXAS • LEWISVILLE HS

CAREER HIGHS

Points

1 vs. Oklahoma Baptist, 11/23/16

Field Goals

Field Goal Attempts

1 vs. UMES, 11/27/16

3-Point Field Goals

3-Point Field Goal Attempts

1 vs. UMES, 11/27/16

Rebounds

1 vs. Oklahoma Baptist, 11/23/16

Assists

Blocks

Steals

Minutes

2 two times (last vs. UMES, 11/27/16)

SEASON HIGHS

Points

1 vs. Oklahoma Baptist, 11/23/16

Field Goals

Field Goal Attempts

1 vs. UMES, 11/27/16

3-Point Field Goals

3-Point Field Goal Attempts

1 vs. UMES, 11/27/16

Rebounds

1 vs. Oklahoma Baptist, 11/23/16

Assists

Blocks

Steals

Minutes

2 two times (last vs. UMES, 11/27/16)

2016-17 GAME BY GAME

Date	Opponent	GP-GS	Min	FG	3FG	FT	O-D-T	PF	A	TO	B	S	TP
Nov. 11	at South Carolina												
Nov. 16	ALABAMA STATE	1-0	1	0-0	0-0	0-0	0-0-0	-	-	-	-	-	-
Nov. 19	at Nebraska												
Nov. 23	Oklahoma Baptist	2-0	2	0-0	0-0	1-2	1-0-1	-	-	-	-	-	1
Nov. 27	UMES	3-0	2	0-1	0-1	0-0	0-0-0	-	-	-	-	-	-
Nov. 30	at California												
Dec. 3	SOUTHEASTERN LOUISIANA												
Dec. 5	ALCORN STATE												
Dec. 10	at Louisiana-Lafayette												
Dec. 13	PRAIRIE VIEW A&M												
Dec. 17	vs. Grambling State												
Dec. 20	FLORIDA GULF COAST												
Dec. 22	LSU-SHREVEPORT												
Jan. 1	at Southern Miss*												
Jan. 5	UTEP*												
Jan. 7	UTSA*												
Jan. 12	at Charlotte*												
Jan. 14	at Old Dominion*												
Jan. 19	RICE*												
Jan. 21	NORTH TEXAS*												
Jan. 26	at UAB*												
Jan. 28	at Middle Tennessee*												
Feb. 2	WKU*												
Feb. 4	MARSHALL*												
Feb. 9	at UTEP*												
Feb. 11	at UTSA*												
Feb. 16	FLORIDA ATLANTIC*												
Feb. 18	FIU*												
Feb. 23	at North Texas*												
Feb. 25	at Rice*												
March 4	SOUTHERN MISS*												



CAREER STATS

YEAR	GP	GS	MIN	AVG.	FG	FGA	PCT.	3FG	3FGA	PCT.	FT	FTA	PCT.	Rebounds			AVG	PF	FO	A	TO	BLK	STL	PTS	AVG
														OFF	DEF	TOTAL									
2016-17	3	0	5	1.7	0	1	0%	0	1	0%	1	2	50%	1	0	1	0.3	0	0	0	0	0	0	1	0.3
TOTAL	3	0	5	1.7	0	1	0%	0	1	0%	1	2	50%	1	0	1	0.3	0	0	0	0	0	0	1	0.3

**#30 - LUKE WALKER****SOPHOMORE • GUARD****6-2 • 185 • 1L****NEW ORLEANS, LA. • BROTHER MARTIN****CAREER HIGHS****Points**

2 three times (last vs. PVAMU, 12/28/15)

Field Goals

1 two times (last vs. LSUS, 12/8/15)

Field Goal Attempts

3 vs. Millsaps College, 11/13/15

3-Point Field Goals**3-Point Field Goal Attempts****Rebounds**

2 vs. LSUS, 12/8/15

Assists

1 vs. Southern Miss, 1/2/16

Blocks**Steals**

1 two times (last vs. Southern Miss, 1/2/16)

Minutes

6 vs. Millsaps College, 11/13/15

SEASON HIGHS**Points****Field Goals****Field Goal Attempts****3-Point Field Goals****3-Point Field Goal Attempts****Rebounds****Assists****Blocks****Steals****Minutes**

2 two times (last vs. UMES, 11/27/16)

2016-17 GAME BY GAME

Date	Opponent	GP-GS	Min	FG	3FG	FT	O-D-T	PF	A	TO	B	S	TP
Nov. 11	at South Carolina												
Nov. 16	ALABAMA STATE												
Nov. 19	at Nebraska												
Nov. 23	Oklahoma Baptist	1-0	2	0-0	0-0	0-0	0-0-0	1	-	-	-	-	-
Nov. 27	UMES	2-0	2	0-0	0-0	0-2	0-0-0	1	-	-	-	-	-
Nov. 30	at California												
Dec. 3	SOUTHEASTERN LOUISIANA												
Dec. 5	ALCORN STATE												
Dec. 10	at Louisiana-Lafayette												
Dec. 13	PRAIRIE VIEW A&M												
Dec. 17	vs. Grambling State												
Dec. 20	FLORIDA GULF COAST												
Dec. 22	LSU-SHREVEPORT												
Jan. 1	at Southern Miss*												
Jan. 5	UTEP*												
Jan. 7	UTSA*												
Jan. 12	at Charlotte*												
Jan. 14	at Old Dominion*												
Jan. 19	RICE*												
Jan. 21	NORTH TEXAS*												
Jan. 26	at UAB*												
Jan. 28	at Middle Tennessee*												
Feb. 2	WKU*												
Feb. 4	MARSHALL*												
Feb. 9	at UTEP*												
Feb. 11	at UTSA*												
Feb. 16	FLORIDA ATLANTIC*												
Feb. 18	FIU*												
Feb. 23	at North Texas*												
Feb. 25	at Rice*												
March 4	SOUTHERN MISS*												

**CAREER STATS**

YEAR	GP	GS	MIN	AVG.	FG	FGA	PCT.	3FG	3FGA	PCT.	FT	FTA	PCT.	Rebounds			AVG	PF	FO	A	TO	BLK	STL	PTS	AVG
														OFF	DEF	TOTAL									
2016-17	2	0	4	2.0	0	0	0%	0	0	0%	0	2	0%	0	0	0	0.0	2	0	0	0	0	0	0	0.0
2015-16	10	0	21	2.1	2	6	33%	0	0	0%	3	5	60%	1	4	5	0.5	5	0	1	1	0	2	7	0.7
TOTAL	12	0	25	2.1	2	6	33%	0	0	0%	3	7	43%	1	4	5	0.5	7	0	1	1	0	2	7	0.6



#22 - JY'LAN WASHINGTON
SOPHOMORE • FORWARD
6-8 • 190 • 1L
SMYRNA, TENN. • STEWARTS CREEK HS

CAREER HIGHS

Points

10 at Memphis, 12/1/15

Field Goals

4 vs. UT Arlington, 11/17/15

Field Goal Attempts

6 four times (last vs. PVAMU, 12/28/15)

3-Point Field Goals

2 at Memphis, 12/1/15

3-Point Field Goal Attempts

2 two times (last at Memphis, 12/1/15)

Rebounds

6 three times (last at FAU, 1/16/16)

Assists

2 at Florida Atlantic, 1/16/16

Blocks

5 vs. LSUS, 12/8/15

Steals

2 two times (last at WKU, 3/5/16)

Minutes

31 vs. North Texas, 2/25/16

SEASON HIGHS

Points

2 vs. Alabama State, 11/16/16

Field Goals

1 vs. Alabama State, 11/16/16

Field Goal Attempts

2 vs. Alabama State, 11/16/16

3-Point Field Goals

3-Point Field Goal Attempts

1 two times (last vs. OKBU, 11/23/16)

Rebounds

1 three times (last vs. UMES, 11/27/16)

Assists

1 two times (last vs. Alabama State, 11/16/16)

Blocks

1 vs. Alabama State, 11/16/16

Steals

1 vs. UMES, 11/27/16

Minutes

5 two times (last vs. OKBU, 11/23/16)

2016-17 GAME BY GAME

Date	Opponent	GP-GS	Min	FG	3FG	FT	O-D-T	PF	A	TO	B	S	TP
Nov. 11	at South Carolina	1-0	0+	0-0	0-0	0-0	0-0-0	-	1	-	-	-	-
Nov. 16	ALABAMA STATE	2-0	5	1-2	0-1	0-0	1-0-1	-	1	-	1	-	2
Nov. 19	at Nebraska							DNP					
Nov. 23	Oklahoma Baptist	3-0	5	0-1	0-1	0-0	0-1-1	-	-	-	-	-	-
Nov. 27	UMES	4-0	2	0-0	0-0	0-1	0-1-1	-	-	-	-	1	-
Nov. 30	at California												
Dec. 3	SOUTHEASTERN LOUISIANA												
Dec. 5	ALCORN STATE												
Dec. 10	at Louisiana-Lafayette												
Dec. 13	PRAIRIE VIEW A&M												
Dec. 17	vs. Grambling State												
Dec. 20	FLORIDA GULF COAST												
Dec. 22	LSU-SHREVEPORT												
Jan. 1	at Southern Miss*												
Jan. 5	UTEP*												
Jan. 7	UTSA*												
Jan. 12	at Charlotte*												
Jan. 14	at Old Dominion*												
Jan. 19	RICE*												
Jan. 21	NORTH TEXAS*												
Jan. 26	at UAB*												
Jan. 28	at Middle Tennessee*												
Feb. 2	WKU*												
Feb. 4	MARSHALL*												
Feb. 9	at UTEP*												
Feb. 11	at UTSA*												
Feb. 16	FLORIDA ATLANTIC*												
Feb. 18	FIU*												
Feb. 23	at North Texas*												
Feb. 25	at Rice*												
March 4	SOUTHERN MISS*												



CAREER STATS

YEAR	GP	GS	MIN	AVG.	FG	FGA	PCT.	3FG	3FGA	PCT.	FT	FTA	PCT.	Rebounds			AVG	PF	FO	A	TO	BLK	STL	PTS	AVG
														OFF	DEF	TOTAL									
2016-17	4	0	12	3.0	1	3	33%	0	2	0%	0	1	0%	1	2	3	0.8	0	0	2	0	1	1	2	0.5
2015-16	32	3	374	11.7	31	76	41%	4	24	17%	23	46	50%	24	50	74	2.3	43	1	7	19	28	14	89	2.8
TOTAL	36	3	386	10.7	32	79	41%	4	26	15%	23	47	49%	25	52	77	2.1	43	1	9	19	29	15	91	2.5



#5 - JONIAH WHITE
REDSHIRT SOPHOMORE • CENTER
7-0 • 205 • 1L
DUCK HILL, MISS. • GRENADA HS

CAREER HIGHS

Points

8 vs. NC Central, 11/27/15

Field Goals

4 vs. NC Central, 11/27/15

Field Goal Attempts

6 two times (last at Memphis, 12/1/15)

3-Point Field Goals

3-Point Field Goal Attempts

Rebounds

11 vs. Oklahoma Baptist, 11/23/16

Assists

1 three times (last vs. NC Central, 11/27/15)

Blocks

4 two times (last vs. OKBU, 11/23/16)

Steals

3 vs. Oklahoma Baptist, 11/23/16

Minutes

26 at Ohio State, 11/24/15

SEASON HIGHS

Points

2 two times (last vs. OKBU, 11/23/16)

Field Goals

2 vs. UMES, 11/27/16

Field Goal Attempts

4 vs. Oklahoma Baptist, 11/23/16

3-Point Field Goals

3-Point Field Goal Attempts

Rebounds

11 vs. Oklahoma Baptist, 11/23/16

Assists

Blocks

4 vs. Oklahoma Baptist, 11/23/16

Steals

3 vs. Oklahoma Baptist, 11/23/16

Minutes

17 two times (last vs. OKBU, 11/23/16)

2016-17 GAME BY GAME

Date	Opponent	GP-GS	Min	FG	3FG	FT	O-D-T	PF	A	TO	B	S	TP
Nov. 11	at South Carolina	1-0	8	0-2	0-0	1-2	3-0-3	1	-	-	1	-	1
Nov. 16	ALABAMA STATE	2-0	17	0-0	0-0	0-2	1-1-2	3	-	2	1	2	-
Nov. 19	at Nebraska	3-0	9	1-1	0-0	0-0	2-0-2	3	-	-	1	-	2
Nov. 23	Oklahoma Baptist	4-0	17	1-4	0-0	0-2	3-8-11	1	-	-	4	3	2
Nov. 27	UMES	5-0	14	2-2	0-0	0-0	0-6-6	2	-	1	2	-	4
Nov. 30	at California												
Dec. 3	SOUTHEASTERN LOUISIANA												
Dec. 5	ALCORN STATE												
Dec. 10	at Louisiana-Lafayette												
Dec. 13	PRAIRIE VIEW A&M												
Dec. 17	vs. Grambling State												
Dec. 20	FLORIDA GULF COAST												
Dec. 22	LSU-SHREVEPORT												
Jan. 1	at Southern Miss*												
Jan. 5	UTEP*												
Jan. 7	UTSA*												
Jan. 12	at Charlotte*												
Jan. 14	at Old Dominion*												
Jan. 19	RICE*												
Jan. 21	NORTH TEXAS*												
Jan. 26	at UAB*												
Jan. 28	at Middle Tennessee*												
Feb. 2	WKU*												
Feb. 4	MARSHALL*												
Feb. 9	at UTEP*												
Feb. 11	at UTSA*												
Feb. 16	FLORIDA ATLANTIC*												
Feb. 18	FIU*												
Feb. 23	at North Texas*												
Feb. 25	at Rice*												
March 4	SOUTHERN MISS*												



CAREER STATS

YEAR	GP	GS	MIN	AVG.	FG	FGA	PCT.	3FG	3FGA	PCT.	FT	FTA	PCT.	Rebounds			AVG	PF	FO	A	TO	BLK	STL	PTS	AVG
														OFF	DEF	TOTAL									
2016-17	5	0	65	13.0	4	9	44%	0	0	0%	1	6	17%	9	15	24	4.8	10	0	0	3	9	5	9	1.8
2015-16	4	3	89	22.3	9	17	53%	0	0	0%	1	4	25%	13	6	19	4.8	12	0	2	2	8	1	19	4.8
2014-15	26	0	186	7.2	10	18	56%	0	0	0%	8	14	57%	14	20	34	1.3	27	0	1	7	19	1	28	1.1
TOTAL	35	3	340	9.7	23	44	52%	0	0	0%	10	24	42%	36	41	77	2.2	49	0	3	12	36	7	56	1.6

2016-17 LOUISIANA TECH MEN'S BASKETBALL

**South Carolina 85, Louisiana Tech 76
Game 1 • 11-11-16 • Columbia, S.C.**

##	SC	FG	3FG	FT	REB	PF	TP	A	T	B	S	Min
21	Kotsar	f	2-2	0-0	0-3	1-1-2	4	4	0	0	0	14
30	Silva	f	4-6	0-0	3-5	0-2-2	4	11	0	1	2	0 18
0	Thornwell	g	7-16	2-4	2-2	1-6-7	4	18	6	6	1	1 32
10	Notice	g	4-7	3-6	6-8	0-1-1	0	17	3	3	0	1 29
15	Dozier	g	5-9	2-3	5-6	0-4-4	3	17	2	2	0	2 30
2	Gravett	g	3-7	1-2	0-2	2-1-3	0	7	2	1	0	0 24
12	Gueye	0	0-0	0-0	0-0	0-0-0	3	0	0	1	0	0 1
14	Tut	2-5	0-1	0-0	2-4-6	0	4	1	0	1	1	1 9
20	McKie	1-3	1-2	0-0	1-4-5	0	3	1	1	0	0	19
31	Holliman	2-2	0-0	0-0	0-0-0	2	4	1	0	0	0	14
Team		3-2-5										
Totals		30-57	9-18	16-26	10-25-35	20	85	16	15	4	6	200
		52.6	50.0	61.5								

FG's (1st Half: 16-36 44.4%; 2nd Half: 14-21 66.7%)

3FG's (1st Half: 6-13 46.2%; 2nd Half: 3-5 60.0%)

FT's (1st Half: 4-5 80.0%; 2nd Half: 12-21 57.1%)

##	LA Tech	FG	3FG	FT	REB	PF	TP	A	T	B	S	Min
2	McCree	f	1-8	0-4	6-8	2-2-4	4	8	1	2	0	0 31
24	Sherman	f	6-9	0-2	0-0	0-7-7	2	12	0	1	2	0 32
0	Boykins	g	4-7	2-4	4-6	1-1-2	5	14	0	1	0	3 20
1	Jean	g	4-11	2-3	8-10	3-2-5	4	18	1	4	0	1 33
25	Davis	g	2-4	1-3	0-0	0-0-0	3	5	0	3	0	2 26
3	Harris	2-7	0-2	2-2	0-3-3	4	6	2	2	1	3	18
4	Bracey	5-7	2-2	0-2	0-1-1	5	12	2	0	0	0	23
5	White	0-2	0-0	1-2	3-0-3	1	1	0	0	1	0	8
22	Washington	0-0	0-0	0-0	0-0-0	0	0	1	0	0	0	0+
35	Powell	0-0	0-0	0-0	0-4-4	0	0	1	0	0	2	9
Team		0-0-0										
Totals		24-55	7-20	21-30	9-20-29	28	76	8	14	4	11	200
		43.6	35.0	70.0								

FG's (1st Half: 11-29 37.9%; 2nd Half: 13-26 50.0%)

3FG's (1st Half: 0-7 0.0%; 2nd Half: 7-13 53.8%)

FT's (1st Half: 9-14 64.3%; 2nd Half: 12-16 75.0%)

Officials: Tony Greene, Glenn Tuitt, Todd Austin • Attendance: 13344

Score by Periods	1st	2nd	Total
Louisiana Tech	31	45	76
South Carolina	42	43	85

**Louisiana Tech 79, Oklahoma Baptist 63
Game 4 • 11-23-16 • Ruston, La.**

##	Nebraska	FG	3FG	FT	REB	PF	TP	A	T	B	S	Min
4	Hight	f	0-2	0-2	0-0	0-4-4	2	0	0	0	0	0 34
15	Rickey	f	8-14	0-4	1-4	2-3-5	3	17	0	4	3	2 29
0	Franceschi	g	6-17	3-5	2-4	3-5-8	1	17	3	3	0	1 37
10	Green	g	3-13	3-8	3-4	2-7-9	4	12	2	0	0	3 33
11	Nemcok	g	4-8	3-6	0-0	0-8-8	1	11	7	5	0	0 36
1	Roberson	0-0	0-0	0-0	0-0-0	1	0	0	0	0	0	2
2	Moore	1-2	1-2	0-0	0-2-2	0	3	0	0	2	0	21
12	Gragg	0-0	0-0	0-0	0-0-0	0	0	0	0	0	0	2
13	Henry	1-1	0-0	1-1	0-0-0	0	3	0	1	0	0	4
14	Zivney	0-1	0-1	0-0	0-0-0	0	0	0	0	0	0	2
Team		0-0-0										
Totals		23-58	10-28	7-13	7-29-36	12	63	12	15	5	3	200
		39.7	35.7	53.8								

FG's (1st Half: 12-33 36.4%; 2nd Half: 11-25 44.0%)

3FG's (1st Half: 8-17 47.1%; 2nd Half: 2-11 18.2%)

FT's (1st Half: 2-5 40.0%; 2nd Half: 5-8 62.5%)

##	LA Tech	FG	3FG	FT	REB	PF	TP	A	T	B	S	Min
2	McCree	f	5-16	0-8	2-2	0-4-4	2	12	1	0	0	2 29
24	Sherman	f	9-13	0-1	3-4	1-6-7	1	21	0	0	0	0 21
0	Boykins	g	1-10	0-5	1-2	0-4-4	2	3	3	2	0	1 31
1	Jean	g	0-2	0-1	4-4	1-0-1	2	4	2	1	0	1 29
3	Harris	g	10-15	3-6	1-1	1-5-6	0	24	1	0	0	1 33
4	Bracey	6-10	0-1	0-0	3-0-3	2	12	5	0	0	1	23
5	White	1-4	0-0	0-2	3-8-11	1	2	0	0	4	3	17
15	Taylor	0-0	0-0	1-2	1-0-1	0	1	0	0	0	0	2
22	Washington	0-1	0-1	0-0	0-1-1	0	0	0	0	0	0	5
30	Walker	0-0	0-0	0-0	0-0-0	1	0	0	0	0	0	2
35	Powell	0-1	0-0	0-0	0-1-1	3	0	0	1	0	0	8
Team		3-2-5										
Totals		32-72	3-23	12-17	13-31-44	14	79	12	4	4	9	200
		44.4	13.0	70.6								

FG's (1st Half: 19-39 48.7%; 2nd Half: 13-33 39.4%)

3FG's (1st Half: 3-11 27.3%; 2nd Half: 0-12 0.0%)

FT's (1st Half: 8-12 66.7%; 2nd Half: 4-5 80.0%)

Officials: Todd Austin, Tyrone Meixsell, Brandon Hiers • Attendance: 2,017

Score by Periods	1st	2nd	Total
Oklahoma Baptist	34	29	63
Louisiana Tech	49	30	79

**Louisiana Tech 87, Alabama State 56
Game 2 • 11-16-16 • Ruston, La.**

##	Alabama St.	FG	3FG	FT	REB	PF	TP	A	T	B	S	Min
0	Warnock	f	4-7	0-0	0-0	2-0-2	2	8	1	2	1	1 20
14	Armstrong	f	0-2	0-0	3-4	2-4-6	5	3	0	1	0	0 12
1	Simeon	g	1-11	0-6	2-2	0-4-4	2	4	2	5	0	1 25
3	Thomas	g	5-7	2-3	0-0	0-3-3	2	12	1	4	0	0 34
30	LeFlare	g	1-6	0-2	1-2	1-2-3	0	3	4	2	0	1 28
2	Butler	1-4	0-1	1-2	5-1-6	3	3	1	3	0	4	20
12	Gee	3-6	3-5	0-0	0-2-2	0	9	0	1	0	0	15
20	Hollaway	0-0	0-0	0-0	1-0-1	1	0	0	0	0	0	4
25	Tyson	4-6	0-0	4-4	0-2-2	4	12	0	2	1	0	24
52	Rogers	1-6	0-4	0-0	0-3-3	2	2	1	3	0	0	18
Team		1-3-4										
Totals		20-55	5-21	11-14	12-24-36	21	56	10	25	2	7	200
		36.4	23.8	78.6								

FG's (1st Half: 10-29 34.5%; 2nd Half: 10-26 38.5%)

3FG's (1st Half: 2-11 18.2%; 2nd Half: 3-10 30.0%)

FT's (1st Half: 9-10 90.0%; 2nd Half: 2-4 50.0%)

##	LA Tech	FG	3FG	FT	REB	PF	TP	A	T	B	S	Min
2	McCree	f	7-13	0-3	4-6	1-5-6	1	18	0	2	0	0 29
24	Sherman	f	6-9	0-0	1-4	2-2-4	4	13	0	1	1	0 18
0	Boykins	g	7-13	2-7	2-2	0-0-0	1	18	3	2	1	4 26
1	Jean	g	4-8	2-4	0-0	1-4-5	0	10	7	2	0	3 31
25	Davis	g	2-5	2-4	2-2	1-3-4	3	8	0	1	0	1 18
3	Harris	3-9	0-4	3-4	1-1-2	2	9	2	2	0	1	20
4	Bracey	2-5	1-3	2-2	1-1-2	1	7	5	0	0	0	23
5	White	0-0	0-0	0-2	1-1-2	3	0	0	2	1	2	17
15	Taylor	0-0	0-0	0-0	0-0-0	0	0	0	0	0	0	1
22	Washington	1-2	0-1	0-0	1-0-1	0	2	1	0	1	0	5
35	Powell	1-1	0-0	0-1	1-1-2	0	2	0	0	0	0	12
Team		2-5-7										
Totals		33-65	7-26	14-23	12-24-36	15	87	18	12	4	11	200
		50.8	26.9	60.9								

FG's (1st Half: 16-33 48.5%; 2nd Half: 17-32 53.1%)

3FG's (1st Half: 3-14 21.4%; 2nd Half: 4-12 33.3%)

FT's (1st Half: 8-13 61.5%; 2nd Half: 6-10 60.0%)

Officials: John St. Claire, Olandis Poole, Suyash Mehta • Attendance: 3016

Score by Periods	1st	2nd	Total
Alabama State	31	25	56
Louisiana Tech	43	44	87

**Louisiana Tech 74, UMES 53
Game 5 • 11-27-16 • Ruston, La.**

#	UMES	FG	3FG	FT	REB	PF	TP	A	T	O	B	S	Min
21	Copeland f	6-14	0-3	2-2	1-4-5	1	14	2	2	0	0	1	27
35	Taylor f	0-4	0-0	0-0	0-0-0	1	0	0	0	0	0	0	13
0	Andino g	3-9	3-9	0-0	0-1-1	1	9	4	0	0	0	1	27
2	Rivera g	1-4	0-0	0-0	1-1-2	1	2	4	2	0	0	1	17
20	Caldwell g	4-7	2-3	0-0	2-3-5	2	10	0	0	0	0	0	19
1	Seylan	1-2	0-0	0-0	0-0-0	0	2	0	1	0	1	2	
3	McIntosh	3-8	1-2	0-0	0-0-0	1	7	1	3	1	1	25	
5	Dorsett	0-3	0-1	0-1	0-7-7	3	0	0	1	0	0	18	
13	Pickett	1-6	0-4	1-1	2-1-3	0	3	0	0	0	1	10	
15	Jones	0-0	0-0	0-0	0-0-0	0	0	0	1	0	0	5	
23	Chambers	2-4	1-3	1-2	0-3-3	1	6	2	0	0	0	0	19
24	Peck	0-1	0-0	0-0	1-4-5	0	0	0	0	0	0	0	18
Team		1-2-3											
Totals		21-62	7-25	4-6	8-26-34	11	53	13	10	1	6	200	
		33.9	28.0	66.7									



Louisiana Tech Basketball
Louisiana Tech Combined Team Statistics (as of Nov 28, 2016)
All games



RECORD:	OVERALL	HOME	AWAY	NEUTRAL
ALL GAMES	3-2	3-0	0-2	0-0
CONFERENCE	0-0	0-0	0-0	0-0
NON-CONFERENCE	3-2	3-0	0-2	0-0

#	Player	gp-gs	min	avg	Total		3-Point		F-Throw		Rebounds				pf	dq	a	to	blk	stl	pts	avg
					fg-fga	fg%	3fg-fga	3fg%	ft-fta	ft%	off	def	tot	avg								
02	MCCREE, Erik	5-5	156	31.2	28-65	.431	4-27	.148	12-17	.706	6	25	31	6.2	10	0	3	10	0	2	72	14.4
00	BOYKINS, Jacobi	5-5	147	29.4	23-52	.442	12-32	.375	12-16	.750	1	13	14	2.8	12	1	8	9	4	10	70	14.0
03	HARRIS, Jalen	4-1	89	22.3	18-37	.486	3-15	.200	6-7	.857	2	11	13	3.3	6	0	5	5	3	5	45	11.3
24	SHERMAN, Omar	5-5	109	21.8	26-42	.619	0-5	.000	4-8	.500	6	19	25	5.0	11	0	0	4	6	1	56	11.2
01	JEAN, Derric	5-5	152	30.4	15-38	.395	6-14	.429	14-19	.737	8	11	19	3.8	10	0	24	11	1	8	50	10.0
04	BRACEY, DaQuan	5-0	110	22.0	14-32	.438	3-9	.333	2-4	.500	5	8	13	2.6	11	1	23	2	0	1	33	6.6
25	DAVIS, Qiydar	4-4	99	24.8	7-21	.333	5-14	.357	4-6	.667	4	10	14	3.5	9	0	3	8	1	4	23	5.8
05	WHITE, Joniah	5-0	65	13.0	4-9	.444	0-0	.000	1-6	.167	9	15	24	4.8	10	0	0	3	9	5	9	1.8
35	POWELL, Oliver	5-0	52	10.4	2-4	.500	1-1	1.000	4-8	.500	3	11	14	2.8	5	0	1	5	0	3	9	1.8
22	WASHINGTON, Jy'lan	4-0	12	3.0	1-3	.333	0-2	.000	0-1	.000	1	2	3	0.8	0	0	2	0	1	1	2	0.5
15	TAYLOR, Jeremiah	3-0	5	1.7	0-1	.000	0-1	.000	1-2	.500	1	0	1	0.3	0	0	0	0	0	0	1	0.3
30	WALKER, Luke	2-0	4	2.0	0-0	.000	0-0	.000	0-2	.000	0	0	0	0.0	2	0	0	0	0	0	0	0.0
Team											6	10	16					2				
Total.....		5	1000		138-304	.454	34-120	.283	60-96	.625	52	135	187	37.4	86	2	69	59	25	40	370	74.0
Opponents.....		5	1000		113-283	.399	37-110	.336	59-83	.711	44	131	175	35.0	79	-	59	77	17	28	322	64.4

TEAM STATISTICS	TECH	OPP
SCORING	370	322
Points per game	74.0	64.4
Scoring margin	+9.6	-
FIELD GOALS-ATT	138-304	113-283
Field goal pct	.454	.399
3 POINT FG-ATT	34-120	37-110
3-point FG pct	.283	.336
3-pt FG made per game	6.8	7.4
FREE THROWS-ATT	60-96	59-83
Free throw pct	.625	.711
F-Throws made per game	12.0	11.8
REBOUNDS	187	175
Rebounds per game	37.4	35.0
Rebounding margin	+2.4	-
ASSISTS	69	59
Assists per game	13.8	11.8
TURNOVERS	59	77
Turnovers per game	11.8	15.4
Turnover margin	+3.6	-
Assist/turnover ratio	1.2	0.8
STEALS	40	28
Steals per game	8.0	5.6
BLOCKS	25	17
Blocks per game	5.0	3.4
ATTENDANCE	7060	29168
Home games-Avg/Game	3-2353	2-14584
Neutral site-Avg/Game	-	0-0

Date	Opponent		Score	Att.
11/11/16	at South Carolina	L	76-85	13344
11/16/16	ALABAMA STATE	W	87-56	3016
11/19/16	at Nebraska	L	54-65	15824
11/23/16	OKLAHOMA BAPTIST	W	79-63	2017
11/27/16	MARYLAND-EASTERN SHO	W	74-53	2027

* - Conference game

Score by Periods	1st	2nd	Totals
Louisiana Tech	180	190	370
Opponents	165	157	322



TV/RADIO ROSTER



JACOBI BOYKINS
G - 6'6" - 175 - Jr./2L
St. Petersburg, Fla.



DERRIC JEAN
G - 6'2" - 185 - So./1L
Miami, Fla.



ERIK MCCREE
F - 6'8" - 225 - R-Sr./2L
Orlando, Fla.



JALEN HARRIS
G - 6'4" - 190 - Fr./HS
Duncanville, Texas



DAQUAN BRACEY
G - 5'11" - 170 - Fr./HS
Baltimore, Md.



JONIAH WHITE
C - 7'0" - 205 - R-So./1L
Duck Hill, Miss.



JACOLBY PEMBERTON
F - 6'6" - 180 - Fr./HS
Dallas, Texas



JEREMIAH TAYLOR
G - 6'4" - 190 - Fr./HS
Lewisville, Texas



JY'LAN WASHINGTON
F - 6'8" - 190 - So./1L
Smyrna, Tenn.



DA'SHAWN ROBINSON
G - 6'4" - 210 - Sr./1L
Houston, Texas



OMAR SHERMAN
F - 6'9" - 255 - Jr./TR
Duncanville, Texas



QIYYDAR DAVIS
G - 6'6" - 220 - R-Sr./1L
Atlanta, Ga.



LUKE WALKER
G - 6'2" - 185 - So./1L
New Orleans, La.



OLIVER POWELL
F - 6'8" - 220 - Fr./HS
Rowlett, Texas



ERIC KONKOL
Head Coach