



# WYOMING

## 2016-17 COWBOY BASKETBALL



Twitter: @wyo\_mbb / @wyoathletics  
Facebook: Facebook.com/wyommbb  
Website: GoWYO.com

Media Contact: Nick Seeman, Assistant Director of Media Relations  
Phone: (307) 766-5516 or (612) 741-0550  
Email: nseeman@uwyo.edu

### Game Information

**Game #4:** Wyoming at Cal  
Friday, Nov. 25 | 9 p.m. MT  
Berkeley, Calif. | Haas Pavilion  
Television: Pac-12  
Charter: N/A | DirecTV: 5438 | DISH: N/A  
Play-by-Play: Guy Haberman  
Color: Ben Braun  
Radio: Cowboy Sports Network  
Flagship: KFBC 1240 AM  
Play-by-Play: Reese Monaco  
Live Audio/Stats: GoWYO.com

### Schedule/Results

Date	Opponent (TV)	Time (MT)
11/3	Chadron State (Exh.) !	W, 75-50
11/11	Western State	W, 88-49
11/14	at Montana	W, 73-72
11/19	South Dakota State	W, 77-67
11/22	at Pacific	L, 65-73
11/25	at California	9 p.m.
11/30	Denver	7 p.m.
12/3	Northern Iowa ^ (Campus Insiders)	1 p.m.
12/5	Colorado Christian	7 p.m.
12/10	Montana	4 p.m.
<b>Continental Tire Las Vegas Classic</b>		
12/17	Cornell #	4 p.m.
12/19	Troy #	7 p.m.
12/22	DePaul # (FS1)	5:30 p.m.
12/23	USC or Missouri # (FS1)	TBA
12/28	Air Force *	7 p.m.
12/31	at UNLV *	2 p.m.
1/4	at Fresno State *	8 p.m.
1/11	Utah State * (ROOT)	7 p.m.
1/14	Nevada * (ESPN3)	4 p.m.
1/18	at San Jose State *	8 p.m.
1/21	at New Mexico * (CBSSN)	6 p.m.
1/25	UNLV * (Campus Insiders)	7 p.m.
1/28	Boise State * (ROOT)	4 p.m.
1/31	at San Diego State * (CBSSN)	9 p.m.
2/4	at Air Force *	2 p.m.
2/8	Fresno State *	7 p.m.
2/11	at Utah State *	7 p.m.
2/14	Colorado State * (ROOT)	7 p.m.
2/18	at Boise State * (ROOT)	4 p.m.
2/25	New Mexico * (ESPN3)	4 p.m.
2/28	at Colorado State * (ROOT)	8 p.m.
3/4	San Jose State *	2 p.m.
<b>Mountain West Championship</b>		
3/8	First Round (MVN) \$	TBA
3/9	Quarterfinals (CBSSN) \$	TBA
3/10	Semifinals (CBSSN) \$	TBA
3/11	Championship (CBS) \$	TBA

**Bold** indicates home games  
\* Indicates Mountain West games  
# Continental Tire Las Vegas Classic - Final two rounds of the will be played at Orleans in Las Vegas, Nev.  
\$ Played at Thomas & Mack Center in Las Vegas  
^ MW/MVC Challenge  
! Game played in Torrington, Wyo.

### Wyoming Cowboys (Record: 3-1 Overall, 0-0 Mountain West)

Probable Starters	Pos.	Ht.	Wt.	Cl.	Hometown	PPG	RPG	APG
3 Alexander Aka Gorski	G	6-5	215	Jr.	Lund, Sweden	11.3	2.3	3.5
5 Alan Herndon	F	6-9	223	Jr.	Colorado Springs, Colo.	9.5	6.0	1.5
11 Jeremy Lieberman	G	6-1	172	Jr.	Malibu, Calif.	2.8	1.3	2.5
23 Jason McManamen	G	6-5	197	Sr.	Torrington, Wyo.	17.0	3.0	0.7
33 Jordan Naughton	F	6-10	235	So.	Rancho Cucamonga, Calif.	7.5	6.3	0.3
Reserves	Pos.	Ht.	Wt.	Cl.	Hometown	PPG	RPG	APG
0 Nyaires Redding	G	6-2	168	Jr.	Cleveland, Ohio	N/A		
1 Justin James	G	6-7	187	So.	Port Saint Lucie, Fla.	14.3	3.0	1.8
2 Andrew Moemeka	F	6-8	217	RFr.	Lake City, Fla.	0.0	3.8	0.0
10 Cody Kelley	G	5-11	186	RFr.	Gillette, Wyo.	2.0	1.8	1.3
13 Sam Averbuck	G	6-4	189	RFr.	Santa Rosa, Calif.	0.0	0.0	0.5
14 Austin Mueller	F	6-6	208	Fr.	Highlands Ranch, Colo.	N/A		
15 Brodricks Jones	F	6-10	205	So.	Los Angeles, Calif.	N/A		
20 Hayden Dalton	F	6-8	186	Jr.	Parker, Colo.	10.0	7.7	1.7*
21 Jonathan Barnes	F	6-10	246	Jr.	Parker, Colo.	2.0	1.0	0.0
24 Louis Adams	G	6-4	194	Jr.	Chicago, Ill.	3.0	2.5	1.5
25 Morris Marshall	G	6-4	190	Sr.	White Springs, Fla.	1.5	0.0	1.0

\* Indicates blocked shot average

**Head Coach:** Allen Edwards (Kentucky '02)  
UW Record: 3-1 (.750), First Year  
Overall Record: 3-1 (.750), First Year  
**Assistant Coaches:** Jeremy Shyatt (Clemson '03)  
Tony Pujol (Sterling '89)  
Jermaine Kimbrough (Virginia Tech '01)



### vs. Cal Golden Bears (Record: 2-1 Overall, 0-0 PAC-12 Conference)

Probable Starters	Pos.	Ht.	Wt.	Cl.	Hometown	PPG	RPG	APG
2 Sam Singer	G	6-4	205	Sr.	Miami, Fla.	8.3	5.0	3.3
12 Roger Moute a Bidas	F	6-6	210	Sr.	Yaounde, Cameroon	6.7	6.3	1.7
13 Charlie Moore	G	5-11	170	Fr.	Chicago, Ill.	20.3	2.0	1.3
31 Stephen Domingo	G	6-7	215	Sr.	San Francisco, Calif.	6.0	6.0	0.3
44 Kameron Rooks	C	7-0	265	Jr.	San Marcos, Calif.	8.0	8.0	0.6
Reserves	Pos.	Ht.	Wt.	Cl.	Hometown	PPG	RPG	APG
1 Ivan Rabb	F	6-11	220	So.	Oakland, Calif.	19.0	11.0	1.0
3 Grant Mullins	G	6-3	175	Gr.	Ontario, Canada	9.5	5.0	2.5
10 Brandon Chauca	G	5-8	160	Jr.	Alexandria, Va.	N/A		
14 Don Coleman	F	6-2	188	So.	Augusta, Ga.	4.3	2.0	0.3
15 Marcus Lee	F	6-10	224	RSr.	Antioch, Calif.	N/A		
20 Derek King	G	6-3	200	Jr.	Shanghai, China	N/A		
21 Nick Hamilton	G	6-4	192	Jr.	Los Angeles, Calif.	0.0	0.0	0.0
22 Kingsley Okoroh	C	7-0	252	Jr.	Darby, England	3.0	5.3	0.3
23 Jabari Bird	G	6-6	198	Sr.	Vallejo, Calif.	14.0	6.0	0.0
25 Roman Davis	F	6-7	190	RFr.	Carson, Calif.	0.0	0.5	0.0
30 Koko Kurdoghlian	G	6-2	182	Fr.	La Canada, Calif.	0.0	0.0	0.0
42 Cole Welle	F	6-7	228	Jr.	Aptos, Calif.	0.0	0.0	0.0

**Head Coach:** Cuonzo Martin (Purdue '00)  
Pacific Record: 1-2 (.333), First Year  
Career Record: 1-2 (.333), First Year  
**Assistant Coaches:** Tracy Webster (Loyola Marymount '95)  
Wyking Jones ('06)  
Tim O'Toole (Fairfield '87)



### Team Stat Comparison

	PPG	OPPG	FG%	OFG%	3FG%	O3FG%	FT%	RPG	APG	TOPG	SPG	BPG
Wyoming	75.8	65.2	.425	.369	.328	.283	.762	38.0	15.0	12.8	6.0	5.0
Cal	74.0	65.0	.391	.366	.353	.314	.725	48.0	10.3	13.7	5.0	7.0

## 2016-17 WYOMING GAME NOTES

### Wyoming Quick Facts

<b>Location:</b>	Laramie, Wyo.
<b>Enrollment:</b>	13,992
<b>President:</b>	Dr. Laurie Nichols
<b>Athletics Director:</b>	Tom Burman
<b>School Colors:</b>	Brown & Gold
<b>16-17 Record:</b>	3-1 (.750)
<b>16-17 MW Record:</b>	3-1 (.750), T1st
<b>Current W/L:</b>	Won 3
<b>Starters R/L:</b>	4/1
<b>Letterwinners R/L:</b>	9/2
<b>Head Coach:</b>	Allen Edwards
<b>Alma Mater:</b>	Kentucky '02
<b>UW Record:</b>	3-1 (.750), 1st Year
<b>Overall Record:</b>	Same
<b>15-16 Record:</b>	14-18 (.419)
<b>15-16 MW Record:</b>	7-11 (.389), T-8th
<b>15-16 Postseason:</b>	None

### Cal Quick Facts

<b>Location:</b>	Berkeley, Calif.
<b>Enrollment:</b>	38,204
<b>School Colors:</b>	Blue and gold
<b>16-17 Record:</b>	2-1
<b>16-17 PAC-12 Record:</b>	0-0
<b>Current W/L:</b>	L1
<b>Starters R/L:</b>	2/3
<b>Letterwinners R/L:</b>	7/3
<b>Head Coach:</b>	Cuonzo Martin
<b>Alma Mater:</b>	Purdue '95
<b>Cal Record:</b>	43-27, 3rd Year
<b>Overall Record:</b>	167-108, 8th Year
<b>15-16 Record:</b>	23-11
<b>15-16 PAC-12 Record:</b>	12-6, T-4th
<b>15-16 Postseason:</b>	NCAA Round of 64

### Cal Series Breakdown

#### Series History vs. Cal

Overall Series: Wyoming trails 2-5  
Series Began: Feb. 6, 2008  
Wyoming Record at Home: 0-1  
Wyoming Record on the Road: 1-3  
Wyoming Record on Neutral Sites: 1-1  
UW Coach Allen Edwards vs.: 0-0  
Longest UW Win Streak: 2, 1964-70  
Longest CU Win Streak: 4, 1981-2015  
Largest UW Margin of Victory: 1 (twice), 75-74 in 1964 and 72-71 in 1970  
Largest CU Margin of Victory: 25, 80-55 in 2003  
Most Points Scored by UW: 75 in 1981  
Most Points Scored by CU: 80 in 2003  
Last Meeting: Dec. 5, 2015; California won 78-72 in Laramie

Date	Score	Site
12/22/62	L 55-60	A
12/26/64	W 75-74	A
12/21/70	W 72-71	N
12/18/81	L 75-77	N
12/09/03	L 55-80	A
12/10/14	L 42-45	A
12/05/15	L 72-78	H

### Cowboys Tangle with Golden Bears on Friday

The Cowboys continue their California road swing on Friday with a trip to Berkeley to tangle with the Cal Golden Bears in Haas Pavilion. It marks the third-straight season the two teams have played and the second time in that stretch they have meet in Berkeley. The game is set for a 9 p.m. MT start.

The game will be broadcast live on radio over the 25 affiliate stations of the Cowboy Sports Network. Fans can follow with live stats and listen to the contest on GoWyo.com. The game will be broadcasted on the PAC-12 Network check your local listing for channel numbers and if it is available in your area.

#### A Look at the Matchup

The Cowboys head into Friday night's game with a 3-1 record after suffering their first loss of the season, as UW fell at Pacific 73-65 on Tuesday. The Pokes lead the Mountain West and rank No. 40 nationally in three pointers per game at 9.5. Wyoming is shooting 43 percent from the field and 33 percent from behind the arc. UW has been solid from the free throw line shooting 76 percent. Wyoming leads the MW in field goal percentage defense holding the opposition to 37 percent from the field, which ranks No. 38 in the nation. The Cowboys rank fourth in the MW in scoring defense allowing 65.2 points per game.

The Golden Bears are 2-1 on the season and are receiving votes in both the Associated Press and USA Today Coaches' Poll. Cal lost to San Diego State on Monday evening in Sacramento, Calif. by a score of 77-65. The Golden Bears own wins over South Dakota State (82-53) and UC Irvine (75-65 OT). Cal is shooting 39 percent from the field on the season and 35 percent from the three point line. The Golden Bears have gone to the free throw line 91 times through three games shooting 73 percent. Cal has been dominate on the boards this season grabbing 48.0 per game, while opponents are grabbing just 30 per night.

#### Each Team's Leaders

Senior guard Jason McManamen leads the Cowboys in scoring pouring in 17.0 points per game, it ranks seventh in the MW. He scored a season-high 23 points against Pacific including going 16-of-16 from the free throw line. It was the most free throws made in the MW this season. Sophomore guard Justin James adds 14.3 points per game off the Cowboy bench. He has scored in double-figures in three-straight games. Junior guard Alexander Aka Gorski is third on the team in scoring at 11.3 points per game. Junior forward Hayden Dalton leads UW in rebounding at 7.0 per game.

The Golden Bears are led by Charles Moore. He is averaging 20.3 points per game. Forward Ivan Rabb played in his first game of the season against SDSU scoring 19 points and grabbing 11 boards. Grant Mullins has been solid off the bench averaging 9.5 points and 5.0 rebounds. Sam Singer is an excellent point guard, as he leads the team averaging 3.3 assists per game to go along with 8.3 points and 5.0 rebounds.

#### About the Series

Cal leads the all-time series 5-2 in a series that dates back to 1962. The Golden Bears have won four-straight games against the Pokes dating back to 1981. The two teams met in Laramie last season with Cal pulling out a 78-72 win.

#### Up Next

The Cowboys return home to host regional rival Denver on Wednesday, Nov. 30. that contest opens a six game homestand for UW.

# 2016-17 WYOMING GAME NOTES

## 2016-17 Mountain West Standings As of Nov. 23, 2016

Team (AP/Coaches)	Conference				Overall					
	W-L	Pct.	H	A	W-L	Pct.	H	A	N	Streak
Air Force	0-0	.000	0-0	0-0	5-0	1.000	5-0	0-0	0-0	W5
New Mexico	0-0	.000	0-0	0-0	3-0	1.000	3-0	0-0	0-0	W3
Nevada	0-0	.000	0-0	0-0	3-1	.750	3-0	0-1	0-0	W3
San Diego State	0-0	.000	0-0	0-0	3-1	.667	2-0	0-1	1-0	W2
UNLV	0-0	.000	0-0	0-0	3-1	.667	3-1	0-0	0-0	W3
Utah State	0-0	.000	0-0	0-0	3-1	.667	2-0	1-0	0-1	L1
<b>Wyoming</b>	<b>0-0</b>	<b>.000</b>	<b>0-0</b>	<b>0-0</b>	<b>3-1</b>	<b>.667</b>	<b>2-0</b>	<b>1-1</b>	<b>0-0</b>	<b>W3</b>
Colorado State	0-0	.000	0-0	0-0	2-1	.667	2-0	0-1	0-0	L1
Boise State	0-0	.000	0-0	0-0	2-2	.500	1-0	0-1	1-1	W1
Fresno State	0-0	.000	0-0	0-0	2-2	.500	2-1	0-1	0-0	L1
San Jose State	0-0	.000	0-0	0-0	1-3	.250	1-2	0-1	0-0	L3

### MW Scoreboard

#### Tuesday, November 22

AIR FORCE 85, Stetson 72  
Cal State Bakersfield 71, FRESNO STATE 63  
Pacifi c 73, WYOMING 65  
UNLV 110, Northern Arizona 71  
#15/15 Saint Mary's 81, SAN JOSÉ STATE 64  
#17/19 Purdue 85, UTAH STATE 64

#### Monday, November 21

SAN DIEGO STATE 77, RV/RV California 65

#### Sunday, November 20

BOISE STATE 91, Western Michigan 70  
AIR FORCE 87, Florida A&M 62  
Stanford 56, COLORADO STATE 49  
NEVADA 91, Iona 76

#### Saturday, November 19

FRESNO STATE 83, Lamar 64  
UNLV 77, Cal State Fullerton 68  
WYOMING 77, South Dakota State 67  
UTAH STATE 85, Idaho State 51

#### Friday, November 18

Mississippi State 80, BOISE STATE 68  
NEW MEXICO 72, New Mexico State 59  
NEVADA 83, Oregon State 58

### MW Schedule

#### Friday, November 25

SE Louisiana at COLO. ST., 2 p.m. MT  
FRESNO STATE at Oregon State, 6 p.m. PT  
Presbyterian at BOISE STATE, 7 p.m. MT  
TCU at UNLV, 7:30 p.m. PT  
Akron vs. AIR FORCE, 7:30 p.m. ET  
WYOMING at RV/RV California, 8 p.m. PT  
TBA vs. NEW MEXICO ESPN2/ESPNU  
Buffalo/Alaska Anchorage vs. NEVADA

#### Saturday, November 26

TBA vs. NEVADA  
Western Kentucky/Washington at UNLV  
AIR FORCE vs. Mercer/East Carolina

#### Sunday, November 27

Alcorn State at COLORADO STATE, Noon  
SAN JOSÉ STATE at Washington St., 3 p.m.  
TBA vs. NEW MEXICO

## 2016-17 Statistical Rankings

Team Category	Stat	MW	NCAA
Scoring Offense	75.8	7th	114th
Scoring Defense	65.2	4th	53rd
Scoring Margin	+10.5	4th	57th
Field Goal %	42.5	9th	147th
Field Goal % Defense	36.9	1st	38th
3 Point %	32.8	6th	116th
3 Point Makes/Game	9.5	1st	40th
3 Point % Defense	28.3	4th	98th
Free Throw %	73.6	4th	85th
Offense Rbds/Game	8.5	8th	289th
Defensive Rbds/Game	29.5	4th	102nd
Rebounding Margin	+1.8	8th	193rd
Blocks/Game	5.0	1st	50th
Assists/Game	15.0	7th	77th
Assist/Turnover Ratio	1.2	5th	109th
Steals/Game	6.0	7th	132nd
Turnover/Game	12.3	4th	93rd
Turnover Margin	+1.2	6th	154th
Personal Fouls/Game	24.5	11th	323rd

## Last Game: Wyoming 65, Pacific 73 (Game 4) Nov. 22, 2016 | Stockton, Calif. | Spanos Center

Official Basketball Box Score -- Game Totals -- Final Statistics  
Wyoming Cowboys vs Pacific  
11/22/16 7:06 PM PT at Stockton, Calif. (Spanos Center)

### Wyoming Cowboys 65 • 3-1

#	Player		Total		3-Ptr		Rebounds		PF	TP	A	TO	Blk	Stl	Min
			FG	FGA	FG	FGA	FT	FTA							
05	Herndon, Alan	f	7-11	3-4	0-0	2	7	9	5	17	0	2	1	0	30
33	NAUGHTON, Jordan	f	1-5	0-0	2-4	2	6	8	4	4	1	1	0	0	16
03	AKA GORSKI, Alexander	g	1-4	0-2	0-0	0	0	0	5	2	3	1	0	0	21
11	LIEBERMAN, Jeremy	g	0-3	0-0	0-2	0	2	3	0	2	3	0	0	0	21
23	MCNAMENAN, Jason	g	3-14	1-9	16-16	1	4	5	3	23	0	4	0	2	37
01	JAMES, Justin	g	5-10	1-3	3-4	1	4	5	5	14	2	4	1	0	26
02	MOEMEKA, Andrew	g	0-0	0-0	0-0	1	5	6	2	0	0	1	0	1	13
10	KELLEY, Cody	g	0-4	0-4	0-0	0	2	2	4	0	1	2	0	0	19
13	ABERBUCK, Sam	g	0-0	0-0	0-0	0	0	0	0	0	0	0	0	0	1
20	DALTON, Hayden	g	1-3	0-2	3-5	5	3	4	5	2	1	0	0	0	16
	Team					0	0	0							
Totals			18-54	5-26	24-29	9	33	42	35	65	11	19	2	3	200

FG % 1st Half: 10-30 33.3% 2nd half: 8-24 33.3% Game: 18-54 33.3%  
3FG % 1st Half: 2-14 14.3% 2nd half: 3-12 25.0% Game: 5-26 19.2%  
FT % 1st Half: 11-15 73.3% 2nd half: 13-14 92.9% Game: 24-29 82.8%

### Pacific 73 • 2-2

#	Player		Total		3-Ptr		Rebounds			PF	TP	A	TO	Blk	Stl	Min
			FG-FGA	FG-FGA	FT-FTA	Off	Def	Tot								
04	VUKO, Tonko	f	0-2	0-2	7-8	2	2	4	2	7	1	0	0	0	0	21
22	BOWLES, Ray	c	3-13	0-4	7-9	2	5	7	3	13	2	2	1	1	1	33
35	ELERAKY, Sami	c	0-0	0-0	0-0	0	0	0	3	0	0	1	0	1	4	
02	WALLACE, T.J.	c	6-11	2-2	2-3	2	1	3	5	16	3	2	0	4	37	
24	TAYLOR, David	g	2-9	0-4	5-6	0	8	8	5	9	1	3	0	3	33	
00	HAYNES, Maleke		0-0	0-0	0-0	0	0	0	0	0	0	0	0	0	0	0
05	TOWNES, Anthony		2-3	0-0	2-4	4	5	4	6	0	1	2	1	0	0	14
10	MONTAGUE, Keshon		0-3	0-3	0-0	1	1	0	0	1	1	0	0	1	10	
11	WILLIAMS, Jack		4-7	1-3	8-10	1	7	8	2	17	1	2	0	0	0	32
15	URSERY, D.J.		2-5	1-1	0-4	0	1	1	2	5	0	1	0	0	0	11
21	LAMPKIN, Jacob		0-2	0-0	0-0	0	0	0	3	0	2	0	0	0	5	
	Team					1	0	1								
Totals			19-55	4-19	31-44	9	29	38	29	73	9	16	2	9	200	

FG % 1st Half: 9-25 36.0% 2nd half: 10-30 33.3% Game: 19-55 34.5%  
3FG % 1st Half: 3-12 25.0% 2nd half: 1-7 14.3% Game: 4-19 21.1%  
FT % 1st Half: 12-18 66.7% 2nd half: 19-26 73.1% Game: 31-44 70.5%

Officials: Verne Harris, Michael Greenstein, Jimmy Casas  
Technical fouls: Wyoming Cowboys-None. Pacific-None.  
Attendance: 1730

Score by periods	1st	2nd	Total
Wyoming Cowboys	33	32	65
Pacific	33	40	73

Last FG - WY 2nd-02:50, PAC 2nd-01:23.  
Largest lead - WY by 8 1st-09:40, PAC by 10 2nd-00:36.  
WY led for 19:14. PAC led for 16:51. Game was tied for 03:55.

Points	In	Off	2nd	Fast	Bench
WY	24	26	17	13	8
PAC	26	18	13	8	28

Score tied - 7 times.  
Lead changed - 3 times.

## Last Recap: Cowboys Fall at Pacific

The Wyoming Cowboys fell to the Pacific Tigers 73-65 on Tuesday evening in the Spanos Center in Stockton, Calif., as the contest featured 64 fouls. Senior guard Jason McManamen poured in a season-high 23 points going 16-of-16 from the free throw line. The Pokes dropped to 3-1 on the season with Pacific moving to 2-2.

The perfect night from the line by McManamen was the most made free throws without a miss in the Mountain West era of Cowboy Basketball. Junior forward Alan Herndon scored a career-high 17 points and added nine rebounds. Sophomore guard Justin James added 14 points, as he has scored in double-figures in three-straight games for the second time in his career.

The Pokes shot 33 percent (18-of-54) from the field and 19 percent (5-of-26) from the three point line. UW was solid from the charity stripe shooting 83 percent (24-of-29). Pacific shot 35 percent (19-of-55) from the field and 21 percent (4-of-19).

The Cowboys held the advantage on the boards at 42-38. Wyoming recorded a season-high 19 turnovers on the evening, as Pacific recorded nine steals.

The game was tied 33-33 at the half. Wyoming struggled in the second half going scoreless for over four minutes after opening the half with a pair of threes. The drought saw the Tigers go on a 10-0 run and build a 49-41 advantage.

The Wyoming defense was tough during the opening half holding Pacific without a bucket for over four minutes of play during the final 10 minutes of the stanza.

The Cowboys struggled from beyond the three point line going 2-of-14 in the opening frame. The Pokes committed 17 fouls in the first half. It was the most since UW recorded 19 against Denver on Nov. 25, 2009.

## 2016-17 WYOMING GAME NOTES

### 2016-17 RPIForecast.com Tracker

Date	Team	RPI	
11/11	Western State	N/A	W, 88-49
11/14	at Montana	145	W, 73-72
11/19	South Dakota State	196	W, 77-67
11/22	at Pacific	167	L, 65-73
11/25	at California	56	
11/30	Denver	188	
12/3	Northern Iowa	70	
12/5	Colorado Christian	N/A	
12/10	Montana	145	
12/17	Cornell	.244	
12/19	Troy	293	
12/22	Depaul	198	
12/23	USC or Missouri	21/222	
12/28	Air Force	226	
12/31	at UNLV	147	
1/4	at Fresno State	.66	
1/11	Utah State	151	
1/14	Nevada	118	
1/18	at San Jose State	301	
1/21	at New Mexico	141	
1/25	UNLV	147	
1/28	Boise State	101	
1/31	at San Diego State	41	
2/4	at Air Force	226	
2/8	Fresno State	66	
2/11	at Utah State	151	
2/14	Colorado State	181	
2/18	at Boise State	101	
2/25	New Mexico	141	
2/28	at Colorado State	181	

### Interview Policies

Interviews, either in person or via telephone, with members of UW's coaching staff and student-athletes must be coordinated through Assistant Media Relations Director Nick Seeman at least one day in advance.

Home and/or cell phone numbers will not be provided to the media, by the coaches, student-athletes, or the athletic department. Media are asked not to request an individual's personal contact information, including e-mail and cell number, but rather to contact Nick.

### Notes

**It is Charity for McManamen:** Senior guard Jason McManamen scored a season-high 23 points at Pacific. He did most of his damage from the free throw line going 16-for-16. It was the most made free throws without a miss for the Cowboys since Jeron Roberts went 20-for-20 from the line against UTEP on Feb. 7, 1998. McManamen has made 35 free throws this season ranking ninth in the Nation.

**How About That:** Speaking of Jeron Roberts. McManamen hit his 132nd career three pointer in the contest against Pacific. He tied Roberts for ninth in career three pointers. His 16-for-16 performance at the line was also the best since Roberts' in 1998.

**Big Al:** Junior forward Alan Herndon scored a career-high 17 points against Pacific. He also tied a career-high with seven field goals and three triples. He scored seven straight points for the Pokes midway through the second half to draw the Cowboys within three points.

**Getting Defensive:** The Cowboys lead the MW in field goal percentage defense. The Pokes hold the opposition to 36.9 percent (83-of-225) from the field. That number ranks No. 28 in the nation. The Pokes have held three of their four opponents this season to under 35 percent from the field.

**Foul Night:** The Cowboys and Pacific combined for 64 fouls on Tuesday. It was the most since the Cowboys and Denver combined for 65 fouls on Nov. 25, 2009.

**Big Night for Averbuck:** Redshirt freshman Sam Averbuck has strong ties to Cal. A native of Santa Rosa, Calif., his grandfather Ned Averbuck played at Cal under legendary coach Pete Newell and helped the Golden Bears win an NCAA championship in 1959.

**Pickup from the Bench:** The Cowboys bench has been solid this season for the Pokes. The Cowboys, who have played at least nine players per game has had their bench average 27.8 points per game. The Cowboy bench combined for a season-high 33 points in a win at Montana and added 32 points last Saturday against South Dakota State.

**Watch Out for James:** Sophomore Justin James had a great week last week for the Pokes. In two games, he averaged 18.5 points per game. He scored a career-high 19 points including the game winning free throws against Montana. He followed that up with 18 points against South Dakota State going 7-of-9 from the field. He also found a spot on the Sports Center Top-10 plays after his dunk in the South Dakota State game came in 10th on Saturday's top-10 plays. He added 14 points off the bench for the Pokes against Pacific. He has scored in double-figures in three-straight games for the second time in his career.

**Balanced Attack:** The Cowboys feature three players that are averaging double figures this season. McManamen leads all scorers averaging 17 points per game. James comes into Friday's contest pouring in 14.3 points per game. Junior guard Alexander Aka Gorski is scoring 11.3 points per game this season.

**Double-Double Tandem:** Junior Hayden Dalton recorded a double-double against Montana scoring 11 points and grabbing 13 rebounds for his first career double-double. In the season opener against Western State, sophomore Jordan Naughton recorded a double-double with 20 points and 14 rebounds. It marked the first time that two different Cowboys recorded a double-double in back-to-back games since Derek Cooke Jr. did it against Nevada on Jan. 31, 2015 and Larry Nance Jr. against Colorado State on Feb. 4, 2015.

**Triple Threat:** The Cowboys have been able to shoot the three point ball well this season. The Cowboys lead the Mountain West and rank No. 40 in the country in three pointers per game at 9.5. The Pokes hit 14 in the season opener against Western State and hit nine on against Montana and 10 against SDSU. Wyoming averaged 9.9 makes per game last season for first in the MW and 11th in the nation.

**Block Party:** The Cowboys are second in the Mountain West and rank No. 50 in the nation in blocked shots per game at 5.0. The Pokes blocked nine shots in the season opener against Western State. UW had four swats at Montana including Alan Herndon's block to end the game and give the Cowboys the win.

**Alexander the Great:** Junior guard Alexander Aka Gorski has been great all season for the Pokes. He is tied for fourth in the conference in three point makes per game at 2.5. He also ranks third in the MW and No. 29 in the nation in assist turnover ratio at 4.7.



# 2016-17 WYOMING GAME NOTES

## Record Watch and Notes

### Single Season

#### Three-Point Field Goals Made

1. Sean Ogirri	2008-09	109
2. <b>Josh Adams</b>	<b>2015-16</b>	<b>96</b>
3. <b>Jason McManamen</b>	<b>2015-16</b>	<b>92</b>
4. Luke Martinez	2011-12	81
5. Derrious Gilmore	2012-13	79
6. Fennis Dembo	1986-87	78
7. Maurice Alexander	1990-91	69
Reggie Fox	1988-89	69
9. Riley Grabau	2013-14	68
LaDrell Whitehead	1995-96	68

#### Three-Point Field Goals Attempted

1. Sean Ogirri	2008-09	258
2. <b>Josh Adams</b>	<b>2015-16</b>	<b>254</b>
3. Luke Martinez	2011-12	242
4. Derrious Gilmore	2012-13	215
5. <b>Jason McManamen</b>	<b>2015-16</b>	<b>209</b>
6. LaDrell Whitehead	1995-96	193
7. Reggie Fox	1988-89	184
8. Maurice Alexander	1990-91	183
9. Fennis Dembo	1987-88	177
10. Steve Leven	2005-06	176

#### Team

##### Three-Point Field Goals Made

1.	307	2015-16	(31 games)
2.	224	2012-13	(34 games)
3.	222	1999-00	(31 games)
4.	211	2008-09	(33 games)
5.	209	2014-15	(35 games)
6.	197	2011-12	(33 games)
7.	189	2013-14	(33 games)
8.	188	1998-99	(28 games)
9.	175	2007-08	(30 games)
	175	1990-91	(32 games)

##### Three-Point Field Goals Attempted

1.	829	2015-16	(31 games)
2.	695	2012-13	(34 games)
3.	642	2014-15	(35 games)
4.	635	1999-00	(31 games)
5.	602	2011-12	(33 games)
6.	598	1998-99	(28 games)
7.	586	2008-09	(33 games)
8.	556	1995-96	(29 games)
9.	551	2007-08	(30 games)
10.	549	2010-11	(31 games)

### Career

#### Three-Point Field Goals Made

1.	Brandon Ewing	2006-09	193
2.	<b>Josh Adams</b>	<b>2013-16</b>	<b>189</b>
3.	Riley Grabau	2012-15	171
4.	Jay Straight	2002-05	169
5.	LaDrell Whitehead	1995-97	168
6.	Reggie Fox	1987-89	165
7.	Fennis Dembo	1985-88	143
8.	Bradley Mann	1997-00	136
9.	Jeron Roberts	1995-98	132
	<b>Jason McManamen</b>	<b>2012-16</b>	<b>132</b>

#### Three-Point Field Goals Attempted

1.	Brandon Ewing	2006-09	594
2.	<b>Josh Adams</b>	<b>2013-16</b>	<b>572</b>
3.	Jay Straight	2002-05	502
4.	Riley Grabau	2012-15	465
5.	LaDrell Whitehead	1995-97	459
6.	Jeron Roberts	1995-98	416
7.	Reggie Fox	1987-89	405
8.	Brett McFall	1998-01	377
9.	Bradley Mann	1997-00	375
10.	Fennis Dembo	1985-88	361

**Naughton Has Career Day:** Junior forward Jordan Naughton had a career night against Western State. He had career-highs in points with 20 and rebounds with 14. He had a double-double in the first half with 12 points and 11 boards. He became the first Cowboy in the Mountain West era to record a double-double in the first half. It also marked the seventh time in the MW era that a Cowboy has recorded 10 rebounds in a half. The last was Larry Nance Jr., as he recorded 10 at SMU in 2014-15.

**Naughton Was Perfect:** Junior forward Jordan Naughton was a perfect 9-of-9 from the field against Western State. The last time a Cowboy was perfect from the field and made nine shots was Uche Nsonwu-Amandi against New Mexico on Jan. 29, 2001.

**The Threes Rank Third:** The Pokes hit 14 three pointers in the season opener. That mark is tied for third in school history. The Pokes hit a school record 20 threes against Utah State on Feb. 6 of last season. The Pokes hit 17 threes against Colorado State two weeks later for the second most in school history.

**Gorski and Naughton Team Up:** With Gorski and Naughton teaming up for 40 of the Pokes' 88 points it mark the first time against Houston last season on December 22 that a pair of Cowboys scored 20 points apiece. Josh Adams scored 34 points in that contest with Jason McManamen adding 23 points.

**Edwards Era Starts:** The Western State game marked the beginning of the Allen Edwards era. The Pokes continued the era on Monday with their first road win under Edwards. He was first coach since Steve McClain in 1998-99 to win their first road contest as head coach. McClain beat Nevada 73-69.

**Edwards Adds Three to 2017-18 Roster:** University of Wyoming head coach Allen Edwards added three players to the 2017-18 roster on Wednesday with the signing of Anthony Mack, Hunter Maldonado and Pine Bluffs native Hunter Thompson. Mack, a 6-6, 218-pound guard plays for Joe Mantegna at Blair Academy in Blairstown, N.J. Mack was a 3-star recruit by Rivals, Scout and 247 Sports. He ranks as the 51st shooting guard in this year's recruiting class. He received offers from Villanova, Memphis, Georgia, Missouri and Saint Louis among others. Maldonado, a 6-6, 185-pound guard plays for head coach Joe Hites at Vista Ridge High School in Colorado Springs, Colo. Maldonado was named a two-star recruit by ESPN and was one of the top ranked recruits in the state of Colorado. Thompson, a 6-10, 225-pound forward played for head coach Will Gray at Pine Bluffs High School. He was rated as a four-star recruit by ESPN and a three-star recruit from Rivals and 247 Sports. This past summer Thompson along with some of the nation's top recruits participated in the National Basketball Players Association's Top 100 Camp. He also received offers from Colorado and Creighton among others.

**Cowboys Picked 10th in MW Preseason Poll:** The University of Wyoming men's basketball team was picked to finish 10th in the Mountain West, as the conference announced its 2016-17 preseason media poll in mid-October. San Diego State was tabbed the preseason favorite to win the 2016-17 regular-season title by capturing 23 of 27 first-place votes for 293 points. Nevada received 253 points to finish second, followed by New Mexico with 249 points for third place. Fresno State received 200 points to finish fourth, followed by Boise State (164 points) and Utah State (153). Colorado State (146 points) was seventh, UNLV (120 points) rounded out the poll in eighth. Air Force garnered 90 points for ninth followed by the Cowboys and San Jose State.

**Cardiac Cowboys:** Wyoming played 17 games decided by single digits last season, as the Cowboys were competitive in almost every game. In 17 of 18 conference games Wyoming was within five points of the lead in the final 10 minutes, while in 13 of their 17 losses UW was within two possessions of the lead in the last 10 minutes. The Pokes are 1-1 this season in games decided by single digits.

**Defending Without Fouling:** The Pokes averaged 18.7 fouls per game last season for third in the MW and 123rd in the NCAA. A Cowboy fouled out just 11 times. On the flipside, UW forced its foes into more than 20 fouls in 22 of 31 games. The Pokes head into the Cal game averaging 24.5 fouls per game.

### Double-Double Tracker

Jordan Naughton vs. Western State, 20 points, 14 rebounds  
Hayden Dalton vs. Montana, 11 points, 13 rebounds

# 2016-17 WYOMING GAME NOTES

## The "Dome of Doom" Enters 35th Full Season

The 2016-17 season marked the 35th full season that the Arena-Auditorium (capacity: 11,445) was home to Wyoming basketball. Whether you call it the Arena-Auditorium, the Double A or "The Dome of Doom," Wyoming fans have created an atmosphere that has helped Wyoming win **74.0 percent** of its home games.

Wyoming's record in the Arena-Auditorium:

<b>Overall AA Record:</b>	<b>385-134 (.741)</b>
<b>Conference Record in AA:</b>	<b>174-97 (.642)</b>
<b>Nonconference Record in AA:</b>	<b>211-37 (.850)</b>

Wyoming's MW-era record in the Arena-Auditorium (16 seasons):

<b>Overall Record in AA Since Joining MW:</b>	<b>201-72 (.735)</b>
<b>MW Record in AA:</b>	<b>79-53 (.598)</b>
<b>Nonconference Record in AA:</b>	<b>122-19 (.864)</b>

### Wins on National Television Since 1995-96:

Jan. 9, 2016	59-57 Win over UNLV on CBS Sports Network
Feb. 11, 2014	68-62 Win over SDSU on ESPN
Feb. 21, 2005	69-65 Win over SDSU on ESPN Big Monday
Jan. 17, 2005	83-71 Win over BYU on ESPN Big Monday
March 3, 2003	69-66 Win over UNLV on ESPN Big Monday
Feb. 28, 2000	88-61 Win over Utah on ESPN Big Monday
Feb. 27, 1999	79-76 Win over UNLV on ESPN
Jan. 4, 1997	89-61 Win over BYU on ESPN2
Feb. 12, 1996	80-76 Win over Utah on ESPN Big Monday
Jan. 13, 1996	61-58 Win over New Mexico on ESPN2

### Wins Over Top-25 Ranked Teams Since 1995-96:

Feb. 11, 2014	68-62 Win over No. 5 ranked San Diego State
Jan. 19, 2013	58-45 Win over No. 15 ranked San Diego State
Dec. 1, 2012	76-69 Win over No. 19 ranked Colorado
Feb. 4, 2011	68-66 Win over No. 11 ranked UNLV
Feb. 28, 2000	88-61 Win over No. 24 ranked Utah
Jan. 14, 1999	96-93 Win over No. 20 ranked TCU
Feb. 12, 1998	62-56 Win over No. 5 ranked Utah
Jan. 10, 1998	58-55 Win over No. 10 ranked New Mexico
Feb. 12, 1996	80-76 Win over No. 7 ranked Utah
Jan. 13, 1996	61-58 Win over No. 25 ranked New Mexico



### Wins Over Nationally-Prominent Coaches Since 1995-96

Feb. 11, 2014	68-62 Win over San Diego State's Steve Fisher
Jan. 19, 2013	58-45 Win over San Diego State's Steve Fisher
Jan. 8, 2011	67-66 Win over New Mexico's Steve Alford
Feb. 18, 2009	77-68 Win over UNLV's Lon Kruger
Jan. 10, 2007	86-76 (OT) Win over UNLV's Lon Kruger
March 2, 2002	57-56 Win over Utah's Rick Majerus
Feb. 28, 2000	88-61 Win over Utah's Rick Majerus
Feb. 12, 1998	62-56 Win over Utah's Rick Majerus
Feb. 12, 1996	80-76 Win over Utah's Rick Majerus
Jan. 19, 1995	63-56 Win over Utah's Rick Majerus
Feb. 5, 1994	60-55 Win over Utah's Rick Majerus
Jan. 19, 2013	58-45 Win over San Diego State's Steve Fisher
Jan. 9, 2010	85-83 Win over San Diego State's Steve Fisher
Jan. 14, 2009	83-79 Win over San Diego State's Steve Fisher
Feb. 17, 2007	80-71 Win over San Diego State's Steve Fisher
Feb. 21, 2005	69-65 Win over San Diego State's Steve Fisher
Jan. 26, 2004	79-71 Win over San Diego State's Steve Fisher
Feb. 3, 2001	101-66 Win over San Diego State's Steve Fisher
Jan. 29, 2000	93-87 Win over San Diego State's Steve Fisher
Dec. 19, 2002	77-63 Win over South Carolina's Dave Odom
Jan. 14, 1999	96-93 Win over TCU's Billy Tubbs
Jan. 8, 1998	65-46 Win over UTEP's Don Haskins
Jan. 15, 1996	72-68 Win over UTEP's Don Haskins
Jan. 25, 1997	87-74 Win over Fresno State's Jerry Tarkanian
Jan. 27, 1996	96-81 Win over Fresno State's Jerry Tarkanian

## Wyoming's Home Record in Arena-Auditorium

(The Arena-Auditorium opened for the last game of the 1981-82 season when Wyoming defeated Air Force 59-29 on Feb. 20, 1982)

Season	Overall Home Records	Conference Home Records	Conference Tournament Records	NIT Records	CBI Records
2016-17	1-0 (.100)	0-0 (.000)			
2015-16	10-6 (.625)	5-4 (.555)			
2014-15	17-2 (.894)	7-2 (.778)			
2013-14	14-4 (.778)	6-3 (.667)			
2012-13	13-6 (.684)	3-5 (.375)			1-1 (.500)
2011-12	16-3 (.842)	4-3 (.571)			1-0 (1.000)
2010-11	10-7 (.588)	3-5 (.375)			
2009-10	9-9 (.500)	3-5 (.375)			
2008-09	12-4 (.800)	5-3 (.625)			0-1 (.000)
2007-08	8-6 (.571)	3-5 (.375)			
2006-07	12-2 (.857)	6-2 (.750)			
2005-06	9-8 (.529)	3-5 (.375)			
2004-05	11-3 (.786)	5-2 (.714)			
2003-04	10-5 (.667)	4-3 (.571)			
2002-03	12-3 (.800)	4-3 (.571)		1-0 (1.000)	
2001-02	13-1 (.929)	6-1 (.857)			
2000-01	11-2 (.846)	6-1 (.857)		0-1 (.000)	
1999-00	12-1 (.923)	6-1 (.857)			
1998-99	12-2 (.857)	6-1 (.857)		1-0 (1.000)	
1997-98	13-2 (.867)	6-1 (.857)		0-1 (.000)	
1996-97	8-3 (.727)	6-2 (.750)			
1995-96	10-4 (.714)	7-2 (.778)			
1994-95	9-5 (.643)	6-3 (.667)			
1993-94	8-5 (.615)	5-4 (.556)			
1992-93	9-4 (.692)	5-4 (.556)			
1991-92	9-4 (.692)	5-3 (.625)			
1990-91	13-5 (.722)	4-4 (.500)	1-1 (.500)	1-0 (1.000)	
1989-90	9-5 (.643)	4-4 (.500)			
1988-89	10-6 (.625)	3-5 (.375)			
1987-88	13-1 (.929)	7-1 (.875)			
1986-87	11-3 (.786)	6-2 (.750)			
1985-86	16-3 (.842)	7-1 (.875)	2-1 (.667)	3-0 (1.000)	
1984-85	12-4 (.750)	5-3 (.625)			
1983-84	11-3 (.786)	6-2 (.750)	1-0 (1.000)		
1982-83	10-3 (.769)	6-2 (.750)			
1981-82	2-0 (1.000)	2-0 (1.000)			
Totals	385-134 (.741)	175-97 (.642)	4-2 (.667)	6-2 (.750)	2-2 (.500)

## 2016-17 WYOMING GAME NOTES

### Head Coach Allen Edwards



Allen Edwards was introduced as the 21st head coach of the Cowboy basketball program by University of Wyoming Athletics Director Tom Burman on March 21, 2016. He had previously served as an assistant under former UW head coach Larry Shyatt the previous five seasons. With 12 appearances in postseason tournaments and 14 conference championships, Edwards has created success during his playing career at Kentucky and as an assistant the past 14 seasons.

"An institution is fortunate when it has the opportunity to hire its next head coach from within a successful program," Burman said at the time of Edwards' hiring. "Larry Shyatt's Cowboy basketball

legacy has allowed us to do that. We are thrilled to place its future in the hands of Allen Edwards. His basketball pedigree is undeniable, including two national championships with one of the game's most storied programs, Kentucky. He has coached with, and played under some of the game's finest coaches. During his five years here, his impact on our program has been significant, while earning the respect of our players. We believe Wyoming basketball has an extremely bright future."

"This opportunity to lead the Wyoming Cowboys is a blessing I'm truly thankful for," Edwards said. "I'd like to thank Larry Shyatt for bringing me to Laramie and allowing me to grow and develop as a professional with his help. My gratitude to Tom Burman, as well, for the faith that I can continue the tradition of success in the game of basketball and the game of life that Larry has established for this program."

Since joining the program in 2011, Edwards has helped the Pokes compile an overall record of 98-69. He added to his extensive postseason experience with the Cowboys qualifying for the CBI from 2012-14 and the NCAA Championships in 2015. That 2014-15 season included winning the Mountain West tournament title to secure the Pokes' first appearance in the NCAA tournament since 2002. During his time in Laramie, the Cowboys have claimed six wins over top-25 opponents, including one against a top-five foe, and six players have earned 15 all-conference honors, including a MW Player of the Year and two MW Defensive Players of the Year. He helped coach Larry Nance Jr., who was picked 27th overall in the first round of last year's NBA draft by the Los Angeles Lakers. Edwards also took the reins for one game on Jan. 22, 2014, to lead Wyoming to a come-from-behind 66-59 win at Air Force when Shyatt was ill.

"I want to congratulate coach Shyatt on the outstanding job he did at Wyoming," Nance said. "He took a 10-win program to nearly four-straight seasons with 20 wins. It's awesome to see him get some time to relax for a little bit. He's earned that. In the same breath, he couldn't be handing off the program to a more capable person. Coach Edwards is one of the smartest basketball minds I know, even at the NBA level. How he handles his players and staff, he commands respect and he deserves it. Allen is the right man for the job and he will continue the success there at Wyoming."

Edwards came to Wyoming from Western Kentucky, where he spent the 2010-11 season under Ken McDonald as an assistant coach. The Hilltoppers finished 16-16 overall, including 8-8 in the Sun Belt Conference, with a pair of first team all-conference players. Prior to WKU, Edwards spent 2009-10 as an assistant at Towson University under head coach Pat Kennedy.

Those two positions for Edwards came after a very productive three-year stint at Virginia Commonwealth University with head coach Anthony Grant from 2006-09. He helped guide the Rams to a 76-25 overall record during that time, including 45-9 in the Colonial Athletic Association, as the Rams won three conference regular-season titles and two tournament titles. VCU played in the NCAA tournament twice, including a first-round upset of Duke in 2007, and the NIT once. During that 2006-07 season, the Rams led the nation in three-point field goal percentage defense and were 10th in field goal percentage defense. Edwards helped cultivate Eric Maynor, the 20th overall pick in the 2009 NBA draft, and Larry Sanders, the 15th overall selection in the 2010 NBA draft.

Edwards' first full-time assistant position was at Morehead State from 2003-06 under head coach Kyle Macy. He previously spent the 2002-03 as a special assistant to head coach Tubby Smith at Kentucky, as he returned to complete his degree in sociology. During that season, the Wildcats went 16-0 in the SEC to win the conference regular season and

tournament and advance to the NCAA's Elite Eight.

Edwards enjoyed a tremendous playing career at Kentucky from 1995-98 that included three seasons under Rick Pitino and one under Smith. The Wildcats advanced to three-straight Final Fours during Edwards' sophomore, junior and senior seasons, including winning national titles in 1996 and 1998. During his freshman campaign, Kentucky made the Elite Eight. With Edwards, the Wildcats compiled a 132-16 overall record and won three SEC regular-season crowns and three tournament titles. He averaged 9.2 points, 3.3 assists and 3.3 rebounds as a senior. Following his collegiate career, Edwards played professionally in the CBA and the IBL.

A native of Miami, Edwards played his prep career at Miami Senior High School where he and his two brothers collected five prep state titles. Allen is married to the former LaTanya Webb, a two-time All-SEC volleyball player at Kentucky. They have two daughters, Mai'a (15) and Landree (4), and a son, Jaxson (8). Edwards will be 40 years old when the 2016-17 season starts.

### The Edward's File

#### Coaching History

2011-present -- Wyoming as an Assistant Coach  
2010-11 -- Western Kentucky as an Assistant Coach  
2009-10 -- Towson University as an Assistant Coach  
2006-09 -- VCU as an Assistant Coach  
2003-06 -- Morehead State as an Assistant Coach  
2002-03 - Kentucky as an Assistant Coach

#### NCAA Championship Teams (2)

1998 - NCAA Champions at Kentucky as a Player  
1996 - NCAA Champions at Kentucky as a Player

#### Postseason Berths (12)

(NCAA Tournament: 2 National Championships, 8 Appearances)  
(National Invitation Tournament: 1 Appearance)  
(College Basketball Invitational: 2 Quarterfinal Appearances, 3 Appearances)

2015 - NCAA Second Round at Wyoming as an Assistant Coach  
2014 - CBI First Round at Wyoming as an Assistant Coach  
2013 - CBI Quarterfinals at Wyoming as an Assistant Coach  
2012 - CBI Quarterfinals at Wyoming as an Assistant Coach  
2009 -- NCAA First Round at VCU as an Assistant Coach  
2008 -- NIT First Round at VCU as an Assistant Coach  
2007 -- NCAA Second Round at VCU as an Assistant Coach  
2003 -- NCAA Elite Eight at Kentucky as an Assistant Coach  
1998 -- NCAA Champions at Kentucky as a Player  
1997 -- NCAA Runner-Up at Kentucky as a Player  
1996 -- NCAA Champions at Kentucky as a Player  
1995 -- NCAA Elite Eight at Kentucky as a Player

#### Conference Championship Teams (14)

2015 - MW Tournament Champions at Wyoming as an Assistant Coach  
2009 -- CAA Regular-Season and Tournament Champions as an Assistant Coach  
2008 -- CAA Regular-Season Champions as an Assistant Coach  
2007 -- CAA Regular-Season and Tournament Champions as an Assistant Coach  
2003 -- SEC Regular-Season and Tournament Champions as an Assistant Coach  
1998 -- SEC Regular-Season and Tournament Champions as a Player  
1997 -- SEC Tournament Champions as a Player  
1996 -- SEC Regular-Season Champions as a Player  
1995 -- SEC Regular-Season and Tournament Champions as a Player



## 2016-17 WYOMING GAME NOTES

### Assistant Coach Jeremy Shyatt



Jeremy Shyatt begins his sixth season as an assistant coach for Wyoming during 2016-17. The oldest son of former head coach Larry Shyatt, Jeremy helped guide the Cowboys to a 25-10 overall record during the 2014-15 campaign for a Mountain West tournament title and Wyoming's first berth in the NCAA tournament since 2001-02. Shyatt was at North Florida for two seasons prior to coming to UW.

At North Florida, Shyatt assisted head coach Matthew Driscoll, who was an assistant at Wyoming during the 1997-98 season under Larry. During his time

with the Ospreys, Shyatt helped build a resurgence of the basketball program. North Florida won 28 games in the two years, after having won just 22 total games in the four years prior to that.

In 2010-11, UNF finished 15-19 overall and 10-10 in the Atlantic Sun Conference. The 15 wins matched the most in school history and the 10 conference wins also set a school record. The Ospreys fell one game short of the NCAA Tournament, losing to Belmont in the Atlantic Sun Championship game. It marked the first time that North Florida had played in a conference championship game. In addition, North

Florida won the Mayan Division of the 2010 Cancun Challenge. Prior to their trip to Cancun, the Ospreys traveled to Wyoming and beat the Cowboys in the Arena-Auditorium.

At UNF, Shyatt was involved in many facets of the program including on-court coaching, recruiting, opponent scouting, team academic progress, housing, camps, skill development and was the team's video coordinator. He helped design the team's basketball locker room, and oversaw their Nike account and student-managers.

Prior to taking the job at UNF, Shyatt spent two seasons at Virginia Commonwealth University as the team's Director of Basketball Operations. During his stint at VCU, the Rams won two regular-season conference championships, advanced to the NCAA Tournament in 2009 and earned an NIT berth in 2008. He helped coach Eric Maynor, the 20th overall selection in the 2009 NBA draft and Larry Sanders, the 15th overall selection in the 2010 NBA draft.

Shyatt held the same Director of Basketball Operations title at East Carolina University from 2005-07.

From 2003-05, Shyatt was a volunteer assistant coach at the University of South Carolina. There, he earned a master's degree in integrated communication and advertising.

From 2002-05, Shyatt served as director of the Boys and Girls Summer Day Camps with the NBA's Cleveland Cavaliers.

### Assistant Coach Tony Pujol



University of Wyoming men's basketball head coach Allen Edwards completed his 2016-17 staff April 19 with the hiring of Tony Pujol as an assistant coach. Pujol previously spent time at Alabama and VCU.

Pujol last coached collegiately at Alabama for five seasons from 2010-2014 under head coach Anthony Grant. Pujol helped the Crimson Tide compile a 99-71 record during his time on the staff, including three-straight 20-win seasons for the first time since 1990-92. Alabama earned two NIT bids and one NCAA bid from 2011-13 and finished runner-up in the NIT in 2011.

That 2010-11 Crimson Tide team featured one of the toughest defenses in the nation, as Alabama surrendered only 59.4 points per game, the eighth-lowest average in the nation. Alabama's tenacious defense helped it go 19-0 at home during that season. On the recruiting trail, he helped the Tide land a 2011 recruiting class that Rivals.com ranked as the fifth best in the nation with four prospects ranked in the top 100 nationally. After the 2013-14 season, Pujol

stepped away from collegiate coaching to dedicate more time to his family and has coached the last year and a half in the AAU ranks in New Jersey.

Previously, Pujol served under Grant at VCU from 2006-09 with Edwards and Jeremy Shyatt. The staff guided the Rams to a 76-25 record in those three seasons, including 45-9 in the Colonial Athletic Association. VCU won three conference regular-season titles and two tournament titles in that span to play in the NCAA tournament twice and NIT once. Two Rams from that team, Eric Maynor and Larry Sanders, would go on to be selected in the NBA draft. Pujol joined Grant's staff after two seasons at Appalachian State from 2004-06, where he helped the Mountaineers win the Southern Conference North Division in 2005. The team also earned the NCAA's Public Recognition Award based on the program's APR. His recruits would help ASU win a school-record 25 games the season after he left.

Prior to his collegiate career, Pujol was a high school coach in south Florida for 13 seasons, including nine at Northwest Christian Academy in Miami, where he posted a 250-46 record with state titles in 1999, 2003 and 2004. He graduated from Sterling College (Kansas) in 1989 with a degree in business administration and was a standout in both basketball and baseball, earning all-conference honors on the diamond in his final three seasons.

### Assistant Coach Jermaine Kimbrough



University of Wyoming men's basketball head coach Allen Edwards announced April 14 the hiring of Jermaine Kimbrough as an assistant coach. Kimbrough came to Laramie from Nevada and Cleveland State.

Kimbrough spent the 2015-16 season under head coach Eric Musselman at Nevada. The first-year staff guided the Wolf Pack to a 24-14 overall record, including a 10-8 mark in the conference for fourth in the Mountain West regular-season standings. More importantly, Nevada accepted a bid to the CBI and won the tournament for the MW's first postseason title in men's basketball. With

Kimbrough's help, two Wolf Pack players earned four All-MW honors, including freshman forward Cameron Oliver being named to the All-MW Third Team, All-Defensive Team and All-Tournament Team.

Kimbrough came to Nevada after nine seasons from 2006-14 as an assistant under head coach Gary Waters at Cleveland State. During that time he helped the Vikings to a pair of Horizon League Championships, one NCAA tournament, three NIT trips and a CollegeInsider.com Tournament appearance. Cleveland State had five 20-wins campaigns

in Kimbrough's nine seasons with a 157-112 overall record. He also coached Norris Cole at CSU, who was selected in the 2011 NBA draft.

Kimbrough's coaching career started at the NJCAA's Howard College where he spent two seasons as an assistant from 2001-03. He moved on to serve as Director of Operations at Cleveland State in 2003-04 and Massachusetts in 2004-05. During that season the Minutemen knocked off No. 2 Connecticut, No. 20 George Washington and No. 23 Florida State. Kimbrough would move on to serve as an assistant coach for one season at IPFW before returning to Cleveland State.

During his playing career, Kimbrough spent two seasons at St. Catherine College, before transferring to Virginia Tech for two seasons from 1998-2000. He would go on to graduate from Virginia Tech with his bachelor's degree in psychology in 2001.

Kimbrough played his prep career at Shaker Heights High School in Cleveland and earned all-league honors four times and all-city accolades three times. He was named second-team all-state as a senior after averaging 26 points per game.

Jermaine and his wife, Tameka, have five children.



# 2016-17 WYOMING GAME NOTES

## Alphabetical Roster

No.	Name	Pos.	Ht.	Wt.	Cl.	Exp.	Hometown (Last School)
24	Louis Adams	G	6-4	185	Jr.	TR	Chicago, Ill. (Odessa College)
3	Alexander Aka Gorski	G	6-5	205	Jr.	2L	Lund, Sweden (Sunrise Christian Academy)
13	Sam Averbuck	G	6-4	185	RFr.	RS	Santa Rosa, Calif. (Suffield Academy)
21	Jonathan Barnes	F	6-10	245	Jr.	2L	Parker, Colo. (Ponderosa HS)
20	Hayden Dalton	F	6-8	185	Jr.	1L	Parker, Colo. (Central Wyoming)
5	Alan Herndon	F	6-9	210	Jr.	2L	Colorado Springs, Colo. (Widefield HS)
1	Justin James	G	6-7	180	So.	1L	Port Saint Lucie, Fla. (Oldsmar Christian HS)
15	Brodricks Jones	F	6-10	220	So.	TR	Los Angeles, Calif. (UTEP)
10	Cody Kelley	G	5-11	180	RFr.	RS	Gillette, Wyo. (Elev8)
11	Jeremy Lieberman	G	6-1	175	Jr.	2L	Malibu, Calif. (Calabasas HS)
25	Morris Marshall	G	6-4	180	Sr.	1L	White Springs, Fla. (Sante Fe JC)
23	Jason McManamen	G	6-5	195	Sr.	3L	Torrington, Wyo. (Torrington HS)
2	Andrew Moemeka	F	6-8	210	RFr.	RS	Lake City, Fla. (Oldsmar Christian HS)
14	Austin Mueller	F	6-6	200	Fr.	HS	Highlands Ranch, Colo. (ThunderRidge HS)
33	Jordan Naughton	F	6-10	225	So.	1L	Rancho Cucamonga, Calif. (Etiwanda HS)
0	Nyaires Redding	G	6-2	166	Jr.	TR	Cleveland, Ohio (Washington State)

## Numerical Roster

No.	Name	Pos.	Ht.	Wt.	Cl.	Exp.	Hometown (Last School)
0	Nyaires Redding	G	6-2	166	Jr.	TR	Cleveland, Ohio (Washington State)
1	Justin James	G	6-7	180	So.	1L	Port Saint Lucie, Fla. (Oldsmar Christian HS)
2	Andrew Moemeka	F	6-8	210	RFr.	RS	Lake City, Fla. (Oldsmar Christian HS)
3	Alexander Aka Gorski	G	6-5	205	Jr.	2L	Lund, Sweden (Sunrise Christian Academy)
5	Alan Herndon	F	6-9	210	Jr.	2L	Colorado Springs, Colo. (Widefield HS)
10	Cody Kelley	G	5-11	180	RFr.	RS	Gillette, Wyo. (Elev8)
11	Jeremy Lieberman	G	6-1	175	Jr.	2L	Malibu, Calif. (Calabasas HS)
13	Sam Averbuck	G	6-4	185	RFr.	RS	Santa Rosa, Calif. (Suffield Academy)
14	Austin Mueller	F	6-6	200	Fr.	HS	Highlands Ranch, Colo. (ThunderRidge HS)
15	Brodricks Jones	F	6-10	220	So.	TR	Los Angeles, Calif. (UTEP)
20	Hayden Dalton	F	6-8	185	Jr.	1L	Parker, Colo. (Central Wyoming)
21	Jonathan Barnes	F	6-10	245	Jr.	2L	Parker, Colo. (Ponderosa HS)
23	Jason McManamen	G	6-5	195	Sr.	3L	Torrington, Wyo. (Torrington HS)
24	Louis Adams	G	6-4	185	Jr.	TR	Chicago, Ill. (Odessa College)
25	Morris Marshall	G	6-4	180	Sr.	1L	White Springs, Fla. (Sante Fe JC)
33	Jordan Naughton	F	6-10	225	So.	1L	Rancho Cucamonga, Calif. (Etiwanda HS)

## Starters and Lettermen Returning/Lost

### Starters Returning (4)

No.	Name	Pos.	Ht.	Wt.	Cl.	Exp.	PPG	RPG	APG	GP/GS
21	Jonathan Barnes	F	6-10	245	Jr.	2L	1.9	1.7	0.2	28/23
5	Alan Herndon	F	6-9	210	Jr.	2L	7.8	4.8	0.8	31/30
11	Jeremy Lieberman	G	6-1	175	Jr.	2L	4.0	2.1	1.2	31/22
23	Jason McManamen	G	6-5	195	Sr.	3L	14.4	3.0	1.6	31/31

### Starters Lost (1)

No.	Name	Pos.	Ht.	Wt.	Cl.	Exp.	PPG	RPG	APG	GP/GS
14	Josh Adams	G	6-2	185	Sr.	4L	24.7	5.5	4.2	30/30

### Other Lettermen Returning (5)

No.	Name	Pos.	Ht.	Wt.	Cl.	Exp.	PPG	RPG	APG	GP/GS
3	Alexander Aka Gorski	G	6-5	205	Jr.	2L	5.6	2.0	1.1	31/10
20	Hayden Dalton	F	6-8	185	Jr.	1L	3.8	3.3	1.0	28/1
1	Justin James	G	6-7	180	So.	1L	5.2	1.9	0.8	30/3
25	Morris Marshall	G	6-4	180	Sr.	1L	0.6	0.3	0.0	8/0
33	Jordan Naughton	F	6-10	225	So.	1L	3.0	1.9	0.0	23/0

\* Indicates blocked shot average

## Newcomers

No.	Name	Pos.	Ht.	Wt.	Cl.	Exp.	Hometown (Last School)
24	Louis Adams	G	6-4	185	Jr.	TR	Chicago, Ill. (Odessa College)
15	Brodricks Jones	F	6-10	220	So.	TR	Los Angeles, Calif. (UTEP)
14	Austin Mueller	F	6-6	200	Fr.	HS	Highlands Ranch, Colo. (ThunderRidge HS)
0	Nyaires Redding	G	6-2	166	Jr.	TR	Cleveland, Ohio (Washington State)

## Pronunciations

Averbuck - AV-er-buck  
McManamen - Mick-MAN-ah-men  
Moemeka - MO-mecca  
Lieberman - Lee-burr-man

## Roster Breakdown

### By Class

<b>Seniors (2)</b>			
Morris Marshall	G	6-4	180
Jason McManamen	G	6-5	195

### Juniors (7)

Louis Adams	G	6-4	185
Alexander Aka Gorski	G	6-5	205
Jonathan Barnes	C	6-10	245
Hayden Dalton	F	6-8	185
Alan Herndon	F	6-9	210
Jeremy Lieberman	G	6-1	175
Nyaires Redding	G	6-2	166

### Sophomores (3)

Justin James	G	6-7	180
Jordan Naughton	F	6-10	225
Brodricks Jones	F	6-10	220

### Redshirt Freshmen (3)

Sam Averbuck	G	6-4	185
Cody Kelley	G	5-11	180
Andrew Moemeka	F	6-8	210

### Freshman (1)

Austin Mueller	F	6-6	200
----------------	---	-----	-----

### By Position

<b>Guards (9)</b>			
Louis Adams	G	6-4	185
Alexander Aka Gorski	G	6-5	205
Sam Averbuck	G	6-4	185
Justin James	G	6-7	180
Cody Kelley	G	5-11	180
Jeremy Lieberman	G	6-1	175
Morris Marshall	G	6-4	180
Jason McManamen	G	6-5	195
Nyaires Redding	G	6-2	166

### Forwards (7)

Jonathan Barnes	F	6-10	245
Hayden Dalton	F	6-8	185
Alan Herndon	F	6-9	210
Brodricks Jones	F	6-10	220
Andrew Moemeka	F	6-8	210
Austin Mueller	F	6-6	200
Jordan Naughton	F	6-10	225

### By High School or Transfer

#### High School (11)


Alexander Aka Gorski	G	6-5	205
Sam Averbuck	G	6-4	185
Jonathan Barnes	C	6-10	245
Alan Herndon	F	6-9	210
Justin James	G	6-7	180
Cody Kelley	G	5-11	180
Jeremy Lieberman	G	6-1	175
Jason McManamen	G	6-5	195
Andrew Moemeka	F	6-8	210
Austin Mueller	F	6-6	200
Jordan Naughton	F	6-10	225

#### Transfers (5)

Louis Adams	G	6-4	185
Morris Marshall	G	6-4	180
Hayden Dalton	F	6-8	185
Brodricks Jones *	F	6-10	220
Nyaires Redding *	G	6-2	166

\* Will sit out 2016-17 season to satisfy NCAA Transfer Rules

# 2016-17 WYOMING GAME NOTES



## #24 Louis Adams

Junior □ Guard □ 6-4 □ 185  
Chicago, Illinois (Odessa College)

### 2016-17 Averages

PTS	REB	AST	FG%	3FG%	FT%	MIN
3.0	2.5	1.5	.400	.000	.667	8.0

### Notable

- Scored three points with five rebounds in his Pokes debut against Western State
- Added three points against Montana

### 2016-17 Game-by-Game Statistics

OPPONENT	MIN	FG/%	3-PT./%	FT/%	OR	DR	REB	PF	A	TO	BL	ST	PTS	GS
Western State	13	1-4 (.250)	0-2 (.000)	1-2 (.500)	1	4	5	2	2	0	0	1	3	
at Montana	3	1-1 (1.000)	0-0 (.000)	1-1 (1.000)	0	0	0	0	1	0	0	0	3	
South Dakota St.	DNP	- Injury												
at Pacific	DNP	- Injury												
at Cal														
Denver														
Northern Iowa														
Colorado Christian														
Montana														
Cornell														
Troy														
vs. DePaul														
Air Force*														
at UNLV*														
at Fresno State*														
Utah State*														
Nevada*														
at San Jose State*														
at New Mexico*														
UNLV*														
Boise State*														
at San Diego State														
Fresno State*														
at Utah State*														
Colorado State*														
at Boise State*														
New Mexico*														
at Colorado State*														
San Jose State*														
Totals	16	2-5 (.400)	0-2 (.000)	2-3 (.667)	1	4	5	2	3	0	0	1	6	

### Season & Career Highs

#### Season Highs

Points	3 twice, last at Montana, 11-14-16
FG Made	1 twice, last at Montana, 11-14-16
3FG Made	N/A
FT Made	1 twice, last at Montana, 11-14-16
Rebounds	5 vs. Western State, 11-11-16
Assists	2 vs. Western State, 11-11-16
Blocks	N/A
Steals	1 vs. Western State, 11-11-16
Minutes	13 vs. Western State, 11-11-16

#### Career Highs

Points	3 twice, last at Montana, 11-14-16
FG Made	1 twice, last at Montana, 11-14-16
3FG Made	N/A
FT Made	1 twice, last at Montana, 11-14-16
Rebounds	5 vs. Western State, 11-11-16
Assists	2 vs. Western State, 11-11-16
Blocks	N/A
Steals	1 vs. Western State, 11-11-16
Minutes	13 vs. Western State, 11-11-16

#### Double-Figure Scoring Games

Season	0
Career	0

#### Double-Figure Rebounding Games

Season	0
Career	0

#### Twenty-Point Scoring Games

Season	0
Career	0

#### Double-Double Games

Season	0
Career	0

### Career Statistics

G/GS	MIN/AVG	FG-FGA/%	3-PT./%	FT-FTA/%	OR	DR	REB	AVG	A	TO	BL	ST	PTS/AVG
16-17	2/0	16/8.0	2-5/.400	0-2/.000	2-3/.667	1	4	5	2.5	3	0	0	6/3.0
TOTAL	2/0	16/8.0	2-5/.400	0-2/.000	2-3/.667	1	4	5	2.5	3	0	0	6/3.0



## #3 Alexander Aka Gorski

Junior □ Guard □ 6-5 □ 215  
Lund, Sweden (Sunrise Christian Academy)

### 2016-17 Averages

PTS	REB	AST	FG%	3FG%	FT%	MIN
11.3	2.3	3.5	.455	.435	1.000	28.5

### Notable

- Netted a career-high 20 points against Western State, 11-11-16
- Leads the team with 3.5 assists per game
- Pronounced Ah-Kah Gore-ski

### 2016-17 Game-by-Game Statistics

OPPONENT	MIN	FG/%	3-PT./%	FT/%	OR	DR	REB	PF	A	TO	BL	ST	PTS	GS
Western State	26	6-10 (.600)	5-8 (.625)	3-3 (1.000)	0	0	0	1	4	0	0	1	20	*
at Montana	36	2-6 (.333)	2-5 (.400)	202 (1.000)	1	2	3	3	3	0	0	0	8	*
South Dakota St.	31	6-13 (.462)	3-8 (.375)	0-0 (.000)	0	6	6	4	4	2	0	0	15	*
at Pacific	21	1-4 (.250)	0-2 (.000)	0-0 (.000)	0	0	0	5	3	1	0	0	2	*
at Cal														
Denver														
Northern Iowa														
Colorado Christian														
Montana														
Cornell														
Troy														
vs. DePaul														
Air Force*														
at UNLV*														
at Fresno State*														
Utah State*														
Nevada*														
at San Jose State*														
at New Mexico*														
UNLV*														
Boise State*														
at San Diego State														
Fresno State*														
at Utah State*														
Colorado State*														
at Boise State*														
New Mexico*														
at Colorado State*														
San Jose State*														
Totals	114	15-33 (.455)	10-23 (.435)	5-5 (1.000)	1	8	9	13	14	3	0	1	45	

### Season & Career Highs

#### Season Highs

Points	20 vs. Western State, 11-11-16
FG Made	6 twice, last vs. South Dakota State, 11-19-16
3FG Made	5 vs. Western State, 11-11-16
FT Made	3 vs. Western State, 11-11-16
Rebounds	6 vs. South Dakota State, 11-19-16
Assists	4 twice, last vs. South Dakota State, 11-19-16
Blocks	N/A
Steals	1 vs. Western State, 11-11-16
Minutes	31 vs. South Dakota State, 11-19-16

#### Career Highs

Points	20 vs. Western State, 11-11-16
FG Made	6 twice, last vs. South Dakota State, 11-19-16
3FG Made	5 vs. Western State, 11-11-16
FT Made	5 twice, last at Boise State, 2-13-16
Rebounds	6 vs. South Dakota State, 11-19-16
Assists	4, three times, last vs. South Dakota State, 11-19-16
Blocks	N/A
Steals	2 vs UNLV, 1-9-16
Minutes	36 at Denver, 12-2-15

#### Double-Figure Scoring Games

Season	2
Career	6

#### Double-Figure Rebounding Games

Season	0
Career	0 dgdg[=lq[31fww.e']q

#### Twenty-Point Scoring Games

Season	1
Career	1


#### Double-Double Games

Season	0
--------	---

### Career Statistics

	G/GS	MIN/AVG	FG-FGA/%	3-PT./%	FT-FTA/%	OR	DR	REB	AVG	A	TO	BL	ST	PTS/AVG
14-15	20/0	166/8.3	13-42/.310	8-30/.267	8-16/.500	8	5	13	0.7	2	8	0	3	42/2.1
15-16	31/10	582/18.8	49-128/.383	34-92/.370	43-61/.705	11	50	61	2.0	34	26	0	7	175/5.6
16-17	4/4	114/28.5	15-33/.455	10-23/.435	5-5/1.000	1	8	9	2.3	14	3	0	1	45/11.3
TOTAL	55/14	862/15.7	77-203/.379	52-145/.359	56-82/.683	20	63	83	1.5	50	37	0	11	262/4.8

# 2016-17 WYOMING GAME NOTES



## #13 Sam Averbuck

Redshirt Freshman □ Guard □ 6-4 □ 189  
Santa Rosa, Calif. (Suffield Academy)

### 2016-17 Averages

PTS	REB	AST	FG%	3FG%	FT%	MIN
0.0	0.0	0.5	---	---	---	2.5

### Notable

- Redshirted the 2015-16 season, made UW debut against Western St.
- Son of Chico Averbuck, Dir. of International Scouting for Cleveland
- Pronounced AV-er-buck

### 2016-17 Game-by-Game Statistics

OPPONENT	MIN	FG/%	3-PT./%	FT/%	OR	DR	REB	PF	A	TO	BL	ST	PTS	GS
Western State	4	0-0 (.000)	0-0 (.000)	0-0 (.000)	0	0	0	0	1	0	0	0	0	
at Montana	DNP													
South Dakota St.	DNP													
at Pacific	1	0-0 (---)	0-0 (---)	0-0 (---)	0	0	0	0	0	0	0	0	0	
at Cal														
Denver														
Northern Iowa														
Colorado Christian														
Montana														
Cornell														
Troy														
vs. DePaul														
Air Force*														
at UNLV*														
at Fresno State*														
Utah State*														
Nevada*														
at San Jose State*														
at New Mexico*														
UNLV*														
Boise State*														
at San Diego State														
Fresno State*														
at Utah State*														
Colorado State*														
at Boise State*														
New Mexico*														
at Colorado State*														
San Jose State*														
Totals	5	0-0 (.000)	0-0 (.000)	0-0 (.000)	0	0	0	0	1	0	0	0	0	

### Season & Career Highs

#### Season Highs

Points	N/A
FG Made	N/A
3FG Made	N/A
FT Made	N/A
Rebounds	N/A
Assists	1 vs. Western State, 11-11-16
Blocks	N/A
Steals	N/A
Minutes	4 vs. Western State, 11-11-16

#### Career Highs

Points	N/A
FG Made	N/A
3FG Made	N/A
FT Made	N/A
Rebounds	N/A
Assists	1 vs. Western State, 11-11-16
Blocks	N/A
Steals	N/A
Minutes	4 vs. Western State, 11-11-16

#### Double-Figure Scoring Games

Season	0
Career	0

#### Double-Figure Rebounding Games

Season	0
Career	0

#### Twenty-Point Scoring Games

Season	0
Career	0

#### Double-Double Games

Season	0
Career	0

### Career Statistics

G/GS	MIN	AVG	FG-FGA/%	3-PT./%	FT-FTA/%	OR	DR	REB	AVG	A	TO	BL	ST	PTS	AVG
15-16	DNP	-	Redshirted												
16-17	2/0	5/2.5	0-0/.000	0-0/.000	0-0/.000	0	0	0	0.0	1	0	0	0	0/0.0	
TOTAL	2/0	5/2.5	0-0/.000	0-0/.000	0-0/.000	0	0	0	0.0	1	0	0	0	0/0.0	



## #21 Jonathan Barnes

Junior □ Forward □ 6-10 □ 246  
Parker, Colo. (Ponderosa HS)

### 2016-17 Averages

PTS	REB	AST	FG%	3FG%	FT%	MIN
2.0	1.0	0.0	.000	.000	1.000	6.0

### Notable

- Recorded a career-high 10 points against Cal on Dec. 5 of last season
- Started in 23 games during the 2015-16 season

### 2016-17 Game-by-Game Statistics

OPPONENT	MIN	FG/%	3-PT./%	FT/%	OR	DR	REB	PF	A	TO	BL	ST	PTS	GS
Western State	6	0-1 (.000)	0-0 (.000)	2-2 (1.000)	0	1	1	1	0	1	1	0	2	
at Montana	DNP	-	-	-	-	-	-	-	-	-	-	-	-	
South Dakota St.	DNP	-	-	-	-	-	-	-	-	-	-	-	-	
at Pacific	DNP	-	-	-	-	-	-	-	-	-	-	-	-	
at Cal														
Denver														
Northern Iowa														
Colorado Christian														
Montana														
Cornell														
Troy														
vs. DePaul														
Air Force*														
at UNLV*														
at Fresno State*														
Utah State*														
Nevada*														
at San Jose State*														
at New Mexico*														
UNLV*														
Boise State*														
at San Diego State														
Fresno State*														
at Utah State*														
Colorado State*														
at Boise State*														
New Mexico*														
at Colorado State*														
San Jose State*														
Totals	6	0-1 (.000)	0-0 (.000)	2-2 (1.000)	0	1	1	1	0	1	1	0	2	

### Season & Career Highs

#### Season Highs

Points	2 vs. Western State, 11-11-16
FG Made	N/A
3FG Made	N/A
FT Made	2 vs. Western State, 11-11-16
Rebounds	1 vs. Western State, 11-11-16
Assists	N/A
Blocks	1 vs. Western State, 11-11-16
Steals	N/A
Minutes	6 vs. Western State, 11-11-16

#### Career Highs

Points	10 vs California, 12-5-15
FG Made	3 twice, vs California, 12-5-15
3FG Made	N/A
FT Made	4 vs California, 12-5-15
Rebounds	4 six times, last at Colorado State, 2-20-16
Assists	2 vs New Mexico Highlands 11-19-15
Blocks	2 vs. Regis, 12-7-14
Steals	1 four times, last vs Marshall (in Las Vegas), 12-21-15
Minutes	28 vs California, 12-5-15

#### Double-Figure Scoring Games

Season	0
Career	1

#### Double-Figure Rebounding Games

Season	0
Career	0

#### Twenty-Point Scoring Games

Season	0
Career	0

#### Double-Double Games

Season	0
Career	0

### Career Statistics

G/GS	MIN	AVG	FG-FGA/%	3-PT./%	FT-FTA/%	OR	DR	REB	AVG	A	TO	BL	ST	PTS	AVG
14-15	14/0	63/4.5	7-14/.500	0-0/.000	6-10/.600	4	11	15	1.1	1	5	4	1	20/1.4	
15-16	28/23	290/10.4	18-39/.462	0-0/.000	18-38/.474	14	33	47	1.7	6	12	6	3	54/1.9	
16-17	1/0	6/6.0	0-1/.000	0-0/.000	2-2/1.000	0	1	1	1.0	0	1	1	0	2/2.0	
TOTAL	43/23	359/8.3	25-54/.463	0-0/.000	26-50/.520	18	45	63	1.5	7	18	11	4	76/1.8	



# 2016-17 WYOMING GAME NOTES



**#20 Hayden Dalton**  
Junior □ Forward □ 6-8 □ 186  
Parker, Colo. (Central Wyoming)

## 2016-17 Averages

PTS	REB	AST	FG%	3FG%	FT%	MIN
8.8	7.0	2.0	.333	.308	.684	20.8

## Notable

- Recorded his first career double-double against Montana with 11 points and 13 rebounds
- Leads the Team with 7.0 rebounds per game

## 2016-17 Game-by-Game Statistics

OPPONENT	MIN	FG/%	3-PT./%	FT/%	OR	DR	REB	PF	A	TO	BL	ST	PTS	GS
Western State	16	4-9 (.444)	2-5 (.400)	0-0 (.000)	1	2	3	0	1	0	3	1	10	
at Montana	30	3-9 (.333)	2-4 (.500)	3-4 (.750)	1	12	13	4	1	3	1	0	11	
South Dakota St.	21	1-6 (.167)	0-2 (.000)	7-10 (.700)	2	5	7	3	4	1	1	0	9	
at Pacific	16	1-3 (.333)	0-2 (.000)	3-5 (.600)	2	3	5	4	2	1	0	0	5	
at Cal														
Denver														
Northern Iowa														
Colorado Christian														
Montana														
Cornell														
Troy														
vs. DePaul														
Air Force*														
at UNLV*														
at Fresno State*														
Utah State*														
Nevada*														
at San Jose State*														
at New Mexico*														
UNLV*														
Boise State*														
at San Diego State														
Fresno State*														
at Utah State*														
Colorado State*														
at Boise State*														
New Mexico*														
at Colorado State*														
San Jose State*														
Totals	83	9-27 (.333)	4-13 (.308)	13-19 (.684)	6	22	28	8	5	5	1	0	35	

## Season & Career Highs

### Season Highs

Points	11 at Montana, 11-14-16
FG Made	4 vs. Western State, 11-11-16
3FG Made	2 twice, last at Montana, 11-14-16
FT Made	7 vs. South Dakota State, 11-19-16
Rebounds	13 at Montana, 11-14-16
Assists	4 vs. South Dakota State, 11-19-16 1 twice, last at Montana, 11-14-16
Blocks	3 vs. Western State, 11-11-16
Steals	1 vs. Western State, 11-11-16
Minutes	30 at Montana, 11-14-16

### Career Highs

Points	13 at San Diego State, 12-30-15
FG Made	4 three times, last vs. Western State, 11-11-16
3FG Made	2 four times, last at Montana, 11-14-16
FT Made	7 vs. South Dakota State, 11-19-16
Rebounds	13 at Montana, 11-14-16
Assists	5 vs. Boise State, 1-23-16
Blocks	3 vs. Western State, 11-11-16
Steals	1 nine times, last vs. Western State, 11-11-16
Minutes	32 vs. Houston (in Las Vegas), 12-22-15

### Double-Figure Scoring Games

Season	2
Career	5

### Double-Figure Rebounding Games

Season	1
Career	1

### Twenty-Point Scoring Games

Season	0
Career	0

### Double-Double Games

Season	1
Career	1

## Career Statistics

	G/GS	MIN/AVG	FG-FGA/%	3-PT./%	FT-FTA/%	OR	DR	REB	AVG	A	TO	BL	ST	PTS/AVG
15-16	28/1	412/14.7	32-73/438	10-33/303	33-42/786	14	77	91	3.3	29	24	13	8	107/3.8
16-17	4/0	83/20.8	9-27/333	4-13/308	13-19/684	6	22	28	7.0	8	5	5	1	35/8.8
TOTAL	32/1	495/15.5	41-100/410	14-46/304	46-61/754	20	99	119	3.7	37	29	18	9	142/4.4



**#5 Alan Herndon**  
Junior □ Forward □ 6-9 □ 223  
Colorado Springs, Colo. (Widefield HS)

## 2016-17 Averages

PTS	REB	AST	FG%	3FG%	FT%	MIN
9.5	6.0	1.5	.464	.500	.625	28.3

## Notable

- Scored a career-high 17 points against Pacific
- Grabbed a season-high 9 rebounds against Pacific
- Posted a career-high 12 rebounds against Montana St. last season

## 2016-17 Game-by-Game Statistics

OPPONENT	MIN	FG/%	3-PT./%	FT/%	OR	DR	REB	PF	A	TO	BL	ST	PTS	GS
Western State	23	1-3 (.333)	1-2 (.500)	1-2 (.500)	1	7	8	3	3	2	0	0	4	*
at Montana	34	3-9 (.333)	2-6 (.333)	2-2 (1.000)	2	4	6	2	1	1	2	0	10	*
South Dakota St.	26	2-5 (.400)	1-2 (.500)	2-4 (.500)	0	1	1	1	2	0	2	1	7	*
at Pacific	30	7-11 (.636)	3-4 (.750)	0-0 (—)	2	7	9	5	0	2	1	0	17	*
at Cal														
Denver														
Northern Iowa														
Colorado Christian														
Montana														
Cornell														
Troy														
vs. DePaul														
Air Force*														
at UNLV*														
at Fresno State*														
Utah State*														
Nevada*														
at San Jose State*														
at New Mexico*														
UNLV*														
Boise State*														
at San Diego State														
Fresno State*														
at Utah State*														
Colorado State*														
at Boise State*														
New Mexico*														
at Colorado State*														
San Jose State*														
Totals	113	13-28 (.464)	7-14 (.500)	5-8 (.625)	5	19	24	6	5	5	1	0	38	4

## Season & Career Highs

### Season Highs

Points	17 at Pacific, 11-22-16
FG Made	7 at Pacific, 11-22-16
3FG Made	3 at Pacific, 11-22-16
FT Made	2 twice, last vs. South Dakota State, 11-19-16
Rebounds	9 at Pacific, 11-22-16
Assists	3 vs. Western State, 11-11-16
Blocks	2 twice, last vs. South Dakota State, 11-19-16
Steals	1 vs. South Dakota State, 11-19-16
Minutes	34 at Montana, 11-14-16

### Career Highs

Points	17 at Pacific, 11-22-16
FG Made	7 twice, last at Pacific, 11-22-16
3FG Made	3 twice, last at Pacific, 11-22-16
FT Made	5 vs. Utah State, 3-9-16
Rebounds	12 vs. Montana State, 11-28-15
Assists	5 twice, last vs. Nevada, 1-20-16
Blocks	3 vs. CSU Bakersfield, 11-25-15
Steals	2 twice, last vs. Colorado State, 1-30-16
Minutes	38 vs. Utah State, 3-9-16

### Double-Figure Scoring Games

Season	2
Career	15

### Double-Figure Rebounding Games

Season	0
Career	2

### Twenty-Point Scoring Games

Season	0
Career	0


### Double-Double Games

Season	0
Career	1

## Career Statistics

	G/GS	MIN/AVG	FG-FGA/%	3-PT./%	FT-FTA/%	OR	DR	REB	AVG	A	TO	BL	ST	PTS/AVG
13-14	DNP	- Redshirted												
14-15	31/2	476/15.4	37-78/474	4-23/174	16-27/593	15	54	69	2.2	16	18	12	7	94/3.0
15-16	31/30	884/28.5	90-174/517	17-56/304	46-77/597	27	122	149	4.8	36	34	26	17	243/7.8
16-17	4/4	113/28.3	13-28/464	7-14/500	5-8/625	5	19	24	6.0	6	5	5	1	38/9.5
TOTAL	66/36	1473/22.3	140-280/500	28-93/301	67-112/598	47	195	242	3.7	58	57	43	25	375/5.7

# 2016-17 WYOMING GAME NOTES



**#1 Justin James**  
Sophomore □ Guard □ 6-7 □ 187  
Port St. Lucie, Fla. (Oldsmar Christian HS)

## 2016-17 Averages

PTS	REB	AST	FG%	3FG%	FT%	MIN
14.3	3.0	1.8	.512	.250	.714	23.3

## Notable

- Scored a career-high 19 points against Montana.
- Scored in double-figures in three-straight games

## 2016-17 Game-by-Game Statistics

OPPONENT	MIN	FG/%	3-PT./%	FT/%	OR	DR	REB	PF	A	TO	BL	ST	PTS	GS
Western State	18	2-7 (.286)	1-3 (.333)	1-2 (.500)	0	3	3	3	1	4	2	0	6	
at Montana	27	8-17 (.471)	0-3 (.000)	3-3 (1.000)	2	0	2	2	1	4	1	1	19	
South Dakota St.	22	7-9 (.778)	1-3 (.333)	3-5 (.600)	0	2	2	1	3	0	1	1	18	
at Pacific	26	5-10 (.500)	1-3 (.333)	3-4 (.750)	1	4	5	5	2	4	1	0	14	
at Cal														
Denver														
Northern Iowa														
Colorado Christian														
Montana														
Cornell														
Troy														
vs. DePaul														
Air Force*														
at UNLV*														
at Fresno State*														
Utah State*														
Nevada*														
at San Jose State*														
at New Mexico*														
UNLV*														
Boise State*														
at San Diego State														
Fresno State*														
at Utah State*														
Colorado State*														
at Boise State*														
New Mexico*														
at Colorado State*														
San Jose State*														
Totals	93	22-43 (.512)	3-12 (.250)	10-14 (.714)	3	9	12	11	7	12	5	2	57	

## Season & Career Highs

### Season Highs

Points	19 at Montana, 11-14-16
FG Made	8 at Montana, 11-14-16
3FG Made	1 three times, last at Pacific, 11-22-16
FT Made	3 twice, last at Pacific, 11-22-16
Rebounds	5 last at Pacific, 11-22-16
Assists	3 vs. South Dakota State, 11-19-16
Blocks	2 vs. Western State, 11-11-16
Steals	1 at Montana, 11-14-16
Minutes	27 at Montana, 11-14-16

### Career Highs

Points	19 at Montana, 11-14-16
FG Made	8 at Montana, 11-14-16
3FG Made	3 vs Montana State, 11-28-15
FT Made	4 at Nevada, 1-2-16
Rebounds	7 at Nevada, 1-2-16
Assists	3 twice, last vs. South Dakota State, 11-19-16
Blocks	2 three times, last vs. Western State, 11-11-16
Steals	1 nine times, last at Montana, 11-14-16
Minutes	30 vs New Mexico State, 12-13-15

### Double-Figure Scoring Games

Season	3
Career	10

### Double-Figure Rebounding Games

Season	0
Career	0

### Twenty-Point Scoring Games

Season	0
Career	0

### Double-Double Games

Season	0
Career	0

## Career Statistics

G/GS	MIN	AVG	FG-FGA/%	3-PT./%	FT-FTA/%	OR	DR	REB	AVG	A	TO	BL	ST	PTS	AVG
15-16	30/3	493/16.4	56-134/.418	19-53/.358	26-46/.565	10	48	58	1.9	24	22	10	8	157/5.2	
16-17	4/0	93/23.3	22-43/.512	3-12/.250	10-14/.714	3	9	12	3.0	7	12	5	2	57/14.3	
TOTAL	34/3	586/17.2	78-177/.441	22-65/.338	36-60/.600	13	57	70	2.1	31	34	15	10	214/6.3	



**#10 Cody Kelley**  
Redshirt Freshman □ Guard □ 5-11 □ 186  
Gillette, Wyo. (Elev8)

## 2016-17 Averages

PTS	REB	AST	FG%	3FG%	FT%	MIN
2.0	1.8	1.3	.375	.286	.000	14.0

## Notable

- Scored three points in his Pokes debut against Western State
- Scored career-high five points against South Dakota State
- Wyoming's only two-time Gatorade player-of-the-year winner

## 2016-17 Game-by-Game Statistics

OPPONENT	MIN	FG/%	3-PT./%	FT/%	OR	DR	REB	PF	A	TO	BL	ST	PTS	GS
Western State	12	1-2 (.500)	1-2 (.500)	0-0 (.000)	0	3	3	0	2	0	0	0	3	
at Montana	8	0-0 (.000)	0-0 (.000)	0-1 (.000)	0	2	2	1	0	1	0	1	0	
South Dakota St.	17	2-2 (1.000)	1-1 (1.000)	0-0 (.000)	0	0	0	5	2	1	0	1	5	
at Pacific	19	0-4 (.000)	0-4 (.000)	0-0 (—)	0	2	2	4	1	2	0	0	0	
at Cal														
Denver														
Northern Iowa														
Colorado Christian														
Montana														
Cornell														
Troy														
vs. DePaul														
Air Force*														
at UNLV*														
at Fresno State*														
Utah State*														
Nevada*														
at San Jose State*														
at New Mexico*														
UNLV*														
Boise State*														
at San Diego State														
Fresno State*														
at Utah State*														
Colorado State*														
at Boise State*														
New Mexico*														
at Colorado State*														
San Jose State*														
Totals	56	3-8 (.375)	2-7 (.286)	0-1 (.000)	0	7	7	10	5	4	0	2	8	

## Season & Career Highs

### Season Highs

Points	5 vs. South Dakota State, 11-19-16
FG Made	2 vs. South Dakota State, 11-19-16
3FG Made	1 twice, last vs. South Dakota State, 11-19-16
FT Made	N/A
Rebounds	3 vs. Western State, 11-11-16
Assists	2 twice, last vs. South Dakota State, 11-19-16
Blocks	N/A
Steals	1 twice, last vs. South Dakota State, 11-19-16
Minutes	17 vs. South Dakota State, 11-19-16

### Career Highs

Points	5 vs. South Dakota State, 11-19-16
FG Made	2 vs. South Dakota State, 11-19-16
3FG Made	1 twice, last vs. South Dakota State, 11-19-16
FT Made	N/A
Rebounds	3 vs. Western State, 11-11-16
Assists	2 twice, last vs. South Dakota State, 11-19-16
Blocks	N/A
Steals	1 twice, last vs. South Dakota State, 11-19-16
Minutes	17 vs. South Dakota State, 11-19-16

### Double-Figure Scoring Games

Season	0
Career	0

### Double-Figure Rebounding Games

Season	0
Career	0

### Twenty-Point Scoring Games

Season	0
Career	0


### Double-Double Games

Season	0
Career	0

## Career Statistics

G/GS	MIN	AVG	FG-FGA/%	3-PT./%	FT-FTA/%	OR	DR	REB	AVG	A	TO	BL	ST	PTS	AVG
15-16	DNP	Redshirted													
16-17	4/0	56/14.0	3-8/.375	2-7/.286	0-1/.000	0	7	7	1.8	5	4	0	2	8/2.0	
TOTAL	4/0	56/14.0	3-8/.375	2-7/.286	0-1/.000	0	7	7	1.8	5	4	0	2	8/2.0	

# 2016-17 WYOMING GAME NOTES



## #11 Jeremy Lieberman

Junior □ Guard □ 6-1 □ 172  
Calabasas, Calif. (Calabasas HS)

### 2016-17 Averages

PTS	REB	AST	FG%	3FG%	FT%	MIN
2.8	1.3	2.5	.235	.154	1.000	20.3

### Notable

- Posted a career-high 13 points against Air Force last season
- Started 22 games during last season, including the last 17 contests
- Pronounced Lee-burr-man

### 2016-17 Game-by-Game Statistics

OPPONENT	MIN	FG/%	3-PT./%	FT/%	OR	DR	REB	PF	A	TO	BL	ST	PTS	GS
Western State	23	3-6 (.500)	1-4 (.250)	1-1 (1.000)	0	0	0	3	5	2	0	2	8	*
at Montana	16	0-1 (.000)	0-1 (.000)	0-0 (.000)	0	0	0	2	2	1	0	1	0	*
South Dakota St.	21	1-7 (.143)	1-6 (.167)	0-0 (.000)	0	3	3	0	1	0	0	0	3	*
at Pacific	21	0-3 (.000)	0-2 (.000)	0-0 (—)	0	2	2	3	2	3	0	0	0	*
at Cal														
Denver														
Northern Iowa														
Colorado Christian														
Montana														
Cornell														
Troy														
vs. DePaul														
Air Force*														
at UNLV*														
at Fresno State*														
Utah State*														
Nevada*														
at San Jose State*														
at New Mexico*														
UNLV*														
Boise State*														
at San Diego State														
Fresno State*														
at Utah State*														
Colorado State*														
at Boise State*														
New Mexico*														
at Colorado State*														
San Jose State*														
Totals	81	4-17 (.235)	2-13 (.154)	1-1 (1.000)	0	5	8	10	6	0	3	11	4	

### Season & Career Highs

#### Season Highs

Points	8 vs. Western State, 11-11-16
FG Made	3 vs. Western State, 11-11-16
3FG Made	1 twice, last vs. South Dakota State, 11-19-16
FT Made	1 vs. Western State, 11-11-16
Rebounds	3 vs. South Dakota State, 11-19-16
Assists	5 vs. Western State, 11-11-16
Blocks	N/A
Steals	2 vs. Western State, 11-11-16
Minutes	23 vs. Western State, 11-11-16

#### Career Highs

Points	13 vs Air Force, 1-6-16
FG Made	5 vs Utah State, 2-6-16
3FG Made	4 vs Air Force, 1-6-16
FT Made	4 at UNLV, 2-27-16
Rebounds	7 vs Nevada, 1-20-16
Assists	5 vs. Western State, 11-11-16
Blocks	N/A
Steals	3 vs UNLV, 1-9-16
Minutes	38 vs San Diego State, 2-24-16

#### Double-Figure Scoring Games

Season	0
Career	3

#### Double-Figure Rebounding Games

Season	0
Career	0

#### Twenty-Point Scoring Games

Season	0
Career	0

#### Double-Double Games

Season	0
Career	0

### Career Statistics

G/GS	MIN	AVG	FG-FGA/%	3-PT./%	FT-FTA/%	OR	DR	REB	AVG	A	TO	BL	ST	PTS	PTS/AVG
14-15	25/0	225/9.0	11-41/.268	5-27/.185	7-10/.700	3	11	14	0.6	20	12	1	9	34/1.4	
15-16	31/22	647/20.9	40-117/.342	27-77/.351	17-22/.773	9	57	66	2.1	36	33	0	11	124/4.0	
16-17	4/4	81/20.3	4-17/.235	2-13/.154	1-1/1.000	0	5	5	1.3	10	6	0	3	11/2.8	
TOTAL	60/26	953/15.9	55-175/.314	34-117/.291	25-33/.758	12	73	85	1.4	66	51	1	23	169/2.8	



## #25 Morris Marshall

Senior □ Guard □ 6-4 □ 190  
White Springs, Fla. (Sante Fe JC)

### 2016-17 Averages

PTS	REB	AST	FG%	3FG%	FT%	MIN
1.5	0.0	1.0	1.000	1.000	.000	3.0

### Notable

- Scored three points in the season opener against Western State
- One of only two seniors on the cowboys

### 2016-17 Game-by-Game Statistics

OPPONENT	MIN	FG/%	3-PT./%	FT/%	OR	DR	REB	PF	A	TO	BL	ST	PTS	GS
Western State	4	1-1 (1.000)	1-1 (1.000)	0-0 (.000)	0	0	0	0	1	0	1	0	3	
at Montana	2	0-0 (.000)	0-0 (.000)	0-0 (.000)	0	0	0	1	2	0	0	0	0	
South Dakota St.	DNP - Injury													
at Pacific	DNP - Injury													
at Cal														
Denver														
Northern Iowa														
Colorado Christian														
Montana														
Cornell														
Troy														
vs. DePaul														
Air Force*														
at UNLV*														
at Fresno State*														
Utah State*														
Nevada*														
at San Jose State*														
at New Mexico*														
UNLV*														
Boise State*														
at San Diego State														
Fresno State*														
at Utah State*														
Colorado State*														
at Boise State*														
New Mexico*														
at Colorado State*														
San Jose State*														
Totals	6	1-1 (1.000)	1-1 (1.000)	0-0 (.000)	0	0	0	1	2	0	1	0	3	0

### Season & Career Highs

#### Season Highs

Points	3 vs. Western State, 11-11-16
FG Made	1 vs. Western State, 11-11-16
3FG Made	1 vs. Western State, 11-11-16
FT Made	N/A
Rebounds	N/A
Assists	1 twice, last at Montana, 11-14-16
Blocks	1 vs. Western State, 11-11-16
Steals	N/A
Minutes	4 vs. Western State, 11-11-16

#### Career Highs

Points	3 twice, last vs. Western State, 11-11-16
FG Made	1 three times, last vs. Western State, 11-11-16
3FG Made	1 vs. Western State, 11-11-16
FT Made	1 vs Southern, 12-10-15
Rebounds	1 twice, last vs New Mexico Highlands, 11-19-15
Assists	N/A
Blocks	1 vs. Western State, 11-11-16
Steals	N/A
Minutes	7 vs Southern, 12-10-15

#### Double-Figure Scoring Games

Season	0
Career	0

#### Double-Figure Rebounding Games

Season	0
Career	0

#### Twenty-Point Scoring Games

Season	0
Career	0

#### Double-Double Games

Season	0
Career	0

### Career Statistics

G/GS	MIN	AVG	FG-FGA/%	3-PT./%	FT-FTA/%	OR	DR	REB	AVG	A	TO	BL	ST	PTS	PTS/AVG
15-16	8/0	24/3.0	2-7/.286	1-1/1.000	1-1/1.000	1	1	2	0.3	0	2	0	0	5/0.6	
16-17	2/0	6/3.0	1-1/1.000	1-1/1.000	0-0/0.000	0	0	0	0.0	2	0	1	0	3/1.5	
TOTAL	10/0	30/3.0	3-8/.375	1-4/.250	1-1/1.000	1	1	2	0.2	2	2	1	0	8/0.8	



# 2016-17 WYOMING GAME NOTES



## #23 Jason McManamen

Senior □ Guard □ 6-5 □ 197  
Torrington, Wyo. (Torrington HS)

### 2016-17 Averages

PTS	REB	AST	FG%	3FG%	FT%	MIN
17.0	3.0	0.7	.308	.290	.875	35.2

### Notable

- Scored a season-high 23 points at Pacific
- Has 132 three pointers at UW tying for 9th all-time
- Pronounced Mick-MAN-ah-men

### 2016-17 Game-by-Game Statistics

OPPONENT	MIN	FG/%	3-PT./%	FT/%	OR	DR	REB	PF	A	TO	BL	ST	PTS	GS
Western State	28	3-6 (.500)	2-5 (.400)	1-2 (.500)	0	2	2	3	1	0	0	3	9	*
at Montana	39	3-9 (.333)	3-9 (.333)	11-14 (.786)	1	0	1	3	2	1	0	0	20	*
South Dakota St.	37	3-10 (.300)	3-8 (.375)	7-8 (.875)	0	4	4	2	0	1	0	3	16	*
at Pacific	37	3-14 (.214)	1-9 (.111)	16-16 (1.000)	1	4	5	3	0	4	0	2	23	*
at Cal														
Denver														
Northern Iowa														
Colorado Christian														
Montana														
Cornell														
Troy														
vs. DePaul														
Air Force*														
at UNLV*														
at Fresno State*														
Utah State*														
Nevada*														
at San Jose State*														
at New Mexico*														
UNLV*														
Boise State*														
at San Diego State														
Fresno State*														
at Utah State*														
Colorado State*														
at Boise State*														
New Mexico*														
at Colorado State*														
San Jose State*														
Totals	141	12-39 (.308)	9-1 (.290)	35-40 (.875)	2	10	12	11	3	6	0	8	68	4

### Season & Career Highs

#### Season Highs

Points	23 at Pacific, 11-22-16
FG Made	3 three times, last vs. South Dakota State, 11-19-16
3FG Made	3 twice, last vs. South Dakota State, 11-19-16
FT Made	16 at Pacific, 11-22-16
Rebounds	5 at Pacific, 11-22-16
Assists	2 at Montana, 11-14-16
Blocks	N/A
Steals	3 twice, last vs. South Dakota State, 11-19-16
Minutes	39 at Montana, 11-14-16

#### Career Highs

Points	28 vs Fresno State, 2-17-16
FG Made	10 twice, last vs Fresno State, 2-17-16
3FG Made	8 vs Fresno State, 2-17-16
FT Made	16 at Pacific, 11-22-16
Rebounds	8 twice, last vs Boise State, 1-23-16
Assists	4 twice, last vs Omaha, 12-19-15
Blocks	2 vs Marshall, 12-21-15
Steals	3 twice, last vs. South Dakota State, 11-19-16
Minutes	43 vs California, 12-5-15

#### Double-Figure Scoring Games

Season	3
Career	31

#### Double-Figure Rebounding Games

Season	0
Career	0

#### Twenty-Point Scoring Games

Season	2
Career	8

#### Double-Double Games

Season	0
Career	0

### Career Statistics

G/GS	MIN	AVG	FG-FGA/%	3-PT./%	FT-FTA/%	OR	DR	REB	AVG	A	TO	BL	ST	PTS	AVG
12-13	19/1	133/7.0	9-23/.391	5-15/.333	7-8/.875	3	7	10	0.5	4	4	0	3	30	1.6
13-14	DNP	-	-	-	-	-	-	-	-	-	-	-	-	-	-
14-15	35/4	589/16.8	48-118/.407	27-80/.338	6-14/.429	6	47	53	1.5	33	12	0	12	129	3.7
15-16	31/31	1086/35.0	136-296/.459	92-209/.440	83-110/.755	10	83	93	3.0	48	40	13	13	447	14.4
16-17	4/4	141/35.2	12-39/.308	9-31/.290	35-40/.875	2	10	12	3.0	3	6	0	8	68	17.0
TOTAL	89/40	1949/21.9	205-476/.431	133-335/.397	131-172/.762	21	147	168	1.9	88	62	3	36	674	7.6



## #2 Andrew Moemeka

Redshirt Freshman □ Forward □ 6-8 □ 217

### 2016-17 Averages

PTS	REB	AST	FG%	3FG%	FT%	MIN
0.0	3.8	0.0	.000	---	---	8.0

### Notable

- Had four rebounds in his debut with the Pokes against Western State
- Redshirted the 2015-16 season

### 2016-17 Game-by-Game Statistics

OPPONENT	MIN	FG/%	3-PT./%	FT/%	OR	DR	REB	PF	A	TO	BL	ST	PTS	GS
Western State	7	0-2 (.000)	0-0 (.000)	0-0 (.000)	2	2	4	1	0	2	1	1	0	
at Montana	1	0-0 (.000)	0-0 (.000)	0-0 (.000)	1	1	2	2	0	1	0	0	0	
South Dakota St.	11	0-0 (.000)	0-0 (.000)	0-0 (.000)	0	3	3	3	0	1	1	2	0	
at Pacific	13	0-0 (.000)	0-0 (.000)	0-0 (.000)	1	5	6	2	0	1	0	1	0	
at Cal														
Denver														
Northern Iowa														
Colorado Christian														
Montana														
Cornell														
Troy														
vs. DePaul														
Air Force*														
at UNLV*														
at Fresno State*														
Utah State*														
Nevada*														
at San Jose State*														
at New Mexico*														
UNLV*														
Boise State*														
at San Diego State														
Fresno State*														
at Utah State*														
Colorado State*														
at Boise State*														
New Mexico*														
at Colorado State*														
San Jose State*														
Totals	32	0-2 (.000)	0-0 (.000)	0-0 (.000)	4	11	15	8	0	5	2	4	0	

### Season & Career Highs

#### Season Highs

Points	N/A
FG Made	N/A
3FG Made	N/A
FT Made	N/A
Rebounds	6 at Pacific, 11-22-16
Assists	N/A
Blocks	1 twice, last vs. South Dakota State, 11-19-16
Steals	2 vs. South Dakota State, 11-19-16
Minutes	13 at Pacific, 11-22-16

#### Career Highs

Points	N/A
FG Made	N/A
3FG Made	N/A
FT Made	N/A
Rebounds	6 at Pacific, 11-22-16
Assists	N/A
Blocks	1 twice, last vs. South Dakota State, 11-19-16
Steals	2 vs. South Dakota State, 11-19-16
Minutes	13 at Pacific, 11-22-16

#### Double-Figure Scoring Games

Season	0
Career	0

#### Double-Figure Rebounding Games

Season	0
Career	0

#### Twenty-Point Scoring Games

Season	0
Career	0

#### Double-Double Games

Season	0
Career	0

### Career Statistics

G/GS	MIN	AVG	FG-FGA/%	3-PT./%	FT-FTA/%	OR	DR	REB	AVG	A	TO	BL	ST	PTS	AVG
15-16	DNP	-	-	-	-	-	-	-	-	-	-	-	-	-	-
16-17	4/0	32/8.0	0-2/.000	0-0/.000	0-0/.000	4	11	15	3.8	0	5	2	4	0/0.0	
TOTAL	4/0	32/8.0	0-2/.000	0-0/.000	0-0/.000	4	11	15	3.8	0	5	2	4	0/0.0	

## 2016-17 WYOMING GAME NOTES



### #33 Jordan Naughton

Sophomore □ Forward □ 6-10 □ 235  
Rancho Cucamonga, Calif. (Etiwanda HS)

#### 2016-17 Averages

PTS	REB	AST	FG%	3FG%	FT%	MIN
7.5	6.3	0.3	.765	---	.500	13.5

#### Notable

- Recorded his first career double-double in the 2016-17 season opener
- Was a perfect 9-of-9 from the field against Western State
- Grabbed eight rebounds at Pacific

#### 2016-17 Game-by-Game Statistics

OPPONENT	MIN	FG/%	3-PT./%	FT/%	OR	DR	REB	PF	A	TO	BL	ST	PTS	GS
Western State	20	9-9 (1.000)	0-0 (.000)	2-4 (.500)	5	9	14	2	0	2	1	1	20	*
at Montana	4	1-1 (1.000)	0-0 (.000)	0-0 (.000)	0	0	0	3	0	0	0	0	2	*
South Dakota St.	14	2-2 (1.000)	0-0 (.000)	0-0 (.000)	1	2	3	2	0	1	0	0	4	*
at Pacific	16	1-5 (.200)	0-0 (---)	2-4 (.500)	2	6	8	4	1	1	0	0	4	*
at Cal														
Denver														
Northern Iowa														
Colorado Christian														
Montana														
Cornell														
Troy														
vs. DePaul														
Air Force*														
at UNLV*														
at Fresno State*														
Utah State*														
Nevada*														
at San Jose State*														
at New Mexico*														
UNLV*														
Boise State*														
at San Diego State														
Fresno State*														
at Utah State*														
Colorado State*														
at Boise State*														
New Mexico*														
at Colorado State*														
San Jose State*														
Totals	54	13-17 (.765)	0-0 (---)	4-8 (.500)	8	17	25	11	1	4	1	1	30	4

#### Season & Career Highs

##### Season Highs

Points	20 vs. Western State, 11-11-16
FG Made	9 vs. Western State, 11-11-16
3FG Made	N/A
FT Made	2 vs. Western State, 11-11-16
Rebounds	14 vs. Western State, 11-11-16
Assists	1 at Pacific, 11-22-16
Blocks	1 vs. Western State, 11-11-16
Steals	1 vs. Western State, 11-11-16
Minutes	20 vs. Western State, 11-11-16

##### Career Highs

Points	20 vs. Western State, 11-11-16
FG Made	9 vs. Western State, 11-11-16
3FG Made	N/A
FT Made	4 vs Houston (in Las Vegas), 12-22-15
Rebounds	14 vs. Western State, 11-11-16
Assists	1 at Pacific, 11-22-16
Blocks	1 seven times, last vs. Western State, 11-11-16
Steals	2 at UNLV, 2-27-16
Minutes	25 vs Houston (in Las Vegas), 12-22-15

##### Double-Figure Scoring Games

Season	1
Career	3

##### Double-Figure Rebounding Games

Season	1
Career	1

##### Twenty-Point Scoring Games

Season	1
Career	1

##### Double-Double Games

Season	1
Career	1

#### Career Statistics

G/GS	MIN	AVG	FG-FGA/%	3-PT./%	FT-FTA/%	OR	DR	REB	AVG	A	TO	BL	ST	PTS/AVG
15-16	23/0	25.9/11.3	24-30/.800	0-0/.000	20-41/.488	18	26	44	1.9	0	8	6	5	68/3.0
16-17	4/4	54/13.5	13-17/.765	0-0/.000	4-8/.500	8	17	25	6.3	1	4	1	1	30/7.5
TOTAL	27/4	313/11.6	37-47/.787	0-0/.000	24-49/.490	26	43	69	2.6	1	12	7	6	98/3.6

# 2016-17 WYOMING GAME NOTES

## Season Box Score: All Games

### 2016-17 Wyoming Cowboys Basketball Wyoming Cowboys Combined Team Statistics (as of Nov 22, 2016) All games

RECORD:	OVERALL	HOME	AWAY	NEUTRAL
ALL GAMES	3-1	2-0	1-1	0-0
CONFERENCE	0-0	0-0	0-0	0-0
NON-CONFERENCE	3-1	2-0	1-1	0-0

#	Player	gp-gs	min	avg	Total		3-Point		F-Throw		Rebounds								pts	avg		
					fg-fga	fg%	3fg-fga	3fg%	ft-fa	ft%	off	def	tot	avg	pf	dq	a	to			blk	stl
23	MCMANAMEN, Jason	4-4	141	35.2	12-39	.308	9-31	.290	35-40	.875	2	10	12	3.0	11	0	3	6	0	8	68	17.0
01	JAMES, Justin	4-0	93	23.3	22-43	.512	3-12	.250	10-14	.714	3	9	12	3.0	11	1	7	12	5	2	57	14.3
03	AKA GORSKI,Alexand	4-4	114	28.5	15-33	.455	10-23	.435	5-5	1.000	1	8	9	2.3	13	1	14	3	0	1	45	11.3
05	Herndon, Alan	4-4	113	28.3	13-28	.464	7-14	.500	5-8	.625	5	19	24	6.0	11	1	6	5	5	1	38	9.5
20	DALTON, Hayden	4-0	83	20.8	9-27	.333	4-13	.308	13-19	.684	6	22	28	7.0	11	0	8	5	5	1	35	8.8
33	NAUGHTON, Jordan	4-4	54	13.5	13-17	.765	0-0	.000	4-8	.500	8	17	25	6.3	11	0	1	4	1	1	30	7.5
11	LIEBERMAN, Jeremy	4-4	81	20.3	4-17	.235	2-13	.154	1-1	1.000	0	5	5	1.3	8	0	10	6	0	3	11	2.8
10	KELLEY, Cody	4-0	56	14.0	3-8	.375	2-7	.286	0-1	.000	0	7	7	1.8	10	1	5	4	0	2	8	2.0
24	ADAMS, Louis	2-0	16	8.0	2-5	.400	0-2	.000	2-3	.667	1	4	5	2.5	2	0	3	0	0	1	6	3.0
25	MARSHALL, Morris	2-0	6	3.0	1-1	1.000	1-1	1.000	0-0	.000	0	0	0	0.0	1	0	2	0	1	0	3	1.5
21	BARNES, Jonathan	1-0	6	6.0	0-1	.000	0-0	.000	2-2	1.000	0	1	1	1.0	1	0	0	1	1	0	2	2.0
02	MOEMEKA, Andrew	4-0	32	8.0	0-2	.000	0-0	.000	0-0	.000	4	11	15	3.8	8	0	0	5	2	4	0	0.0
13	AVERBUCK, Sam	2-0	5	2.5	0-0	.000	0-0	.000	0-0	.000	0	0	0	0.0	0	0	1	0	0	0	0	0.0
Team											4	5	9									
Total.....		4	800		94-221	.425	38-116	.328	77-101	.762	34	118	152	38.0	98	4	60	51	20	24	303	75.8
Opponents.....		4	800		83-225	.369	26-92	.283	69-102	.676	40	105	145	36.2	94	-	41	56	12	20	261	65.2

TEAM STATISTICS	WY	OPP
SCORING	303	261
Points per game	75.8	65.2
Scoring margin	+10.5	-
FIELD GOALS-ATT	94-221	83-225
Field goal pct	.425	.369
3 POINT FG-ATT	38-116	26-92
3-point FG pct	.328	.283
3-pt FG made per game	9.5	6.5
FREE THROWS-ATT	77-101	69-102
Free throw pct	.762	.676
F-Throws made per game	19.3	17.3
REBOUNDS	152	145
Rebounds per game	38.0	36.2
Rebounding margin	+1.8	-
ASSISTS	60	41
Assists per game	15.0	10.3
TURNOVERS	51	56
Turnovers per game	12.8	14.0
Turnover margin	+1.3	-
Assist/turnover ratio	1.2	0.7
STEALS	24	20
Steals per game	6.0	5.0
BLOCKS	20	12
Blocks per game	5.0	3.0
ATTENDANCE	11841	5048
Home games-Avg/Game	2-5920	2-2524
Neutral site-Avg/Game	-	0-0

Date	Opponent		Score	Att.
11/11/16	WESTERN STATE	w	88-49	5008
11/14/16	at Montana	w	73-72	3318
11/19/16	SOUTH DAKOTA STATE	w	77-67	6833
11/22/16	at Pacific	L	65-73	1730

\* - Conference game

Score by Periods	1st	2nd	Totals
Wyoming Cowboys	159	144	303
Opponents	126	135	261



## 2016-17 WYOMING GAME NOTES

### Cowboy Starting Lineups

# Games	Lineup Started	Lineup #	Forward	Forward	Guard	Guard	Guard	Record
4		1	Herndon	Naughton	Aka Gorski	Lieberman	McManamen	3-1 (0-0)
<b>Totals (4 games)</b>								<b>3-1 (0-0)</b>

(The lineup numbers are by the order they first appeared during the season.)

#### Starting Lineup Game-by-Game

Date	Opponent	Lineup #	Forward	Forward	Guard	Guard	Guard	Record
<b>11/11</b>	<b>Western State</b>	<b>1</b>	<b>Herndon</b>	<b>Naughton</b>	<b>Aka Gorski</b>	<b>Lieberman</b>	<b>McManamen</b>	<b>1-0 (0-0)</b>
11/14	at Montana	1	Herndon	Naughton	Aka Gorski	Lieberman	McManamen	2-0 (0-0)
<b>11/19</b>	<b>South Dakota St.</b>	<b>1</b>	<b>Herndon</b>	<b>Naughton</b>	<b>Aka Gorski</b>	<b>Lieberman</b>	<b>McManamen</b>	<b>3-0 (0-0)</b>
11/22	at Pacific	1	Herndon	Naughton	Aka Gorski	Lieberman	McManamen	3-1 (0-0)

Bold Indicates Home Games

\* Indicates Mountain West Conference games

# 2016-17 WYOMING GAME NOTES

## Individual Category Leaders

Scoring Average	G	Pts	Avg/G
MCMANAMEN, Jason	4	68	17.0
JAMES, Justin	4	57	14.3
AKA GORSKI, Alexander	4	45	11.3
Herndon, Alan	4	38	9.5
DALTON, Hayden	4	35	8.8

FG Percentage	FG	Att	Pct
MARSHALL, Morris	1	1	1.000
NAUGHTON, Jordan	13	17	.765
JAMES, Justin	22	43	.512
Herndon, Alan	13	28	.464
AKA GORSKI, Alexander	15	33	.455

3-Point Percentage	3FG	Att	Pct
MARSHALL, Morris	1	1	1.000
Herndon, Alan	7	14	.500
AKA GORSKI, Alexander	10	23	.435
DALTON, Hayden	4	13	.308
MCMANAMEN, Jason	9	31	.290

Free Throw Percent	FT	Att	Pct
LIEBERMAN, Jeremy	1	1	1.000
AKA GORSKI, Alexander	5	5	1.000
BARNES, Jonathan	2	2	1.000
MCMANAMEN, Jason	35	40	.875
JAMES, Justin	10	14	.714

Field Goals Made	G	Made	Made/G
JAMES, Justin	4	22	5.5
AKA GORSKI, Alexander	4	15	3.8
NAUGHTON, Jordan	4	13	3.3
Herndon, Alan	4	13	3.3
MCMANAMEN, Jason	4	12	3.0

3-Point FG Made	G	Made	Made/G
AKA GORSKI, Alexander	4	10	2.5
MCMANAMEN, Jason	4	9	2.3
Herndon, Alan	4	7	1.8
DALTON, Hayden	4	4	1.0
JAMES, Justin	4	3	0.8

Free Throws Made	G	Made	Made/G
MCMANAMEN, Jason	4	35	8.8
DALTON, Hayden	4	13	3.3
JAMES, Justin	4	10	2.5
Herndon, Alan	4	5	1.3
AKA GORSKI, Alexander	4	5	1.3

Rebound Average	G	Reb	Avg/G
DALTON, Hayden	4	28	7.0
NAUGHTON, Jordan	4	25	6.3
Herndon, Alan	4	24	6.0
MOEMEKA, Andrew	4	15	3.8
JAMES, Justin	4	12	3.0
MCMANAMEN, Jason	4	12	3.0

Assists	G	No.	Ast/G
AKA GORSKI, Alexander	4	14	3.5
LIEBERMAN, Jeremy	4	10	2.5
DALTON, Hayden	4	8	2.0
JAMES, Justin	4	7	1.8
Herndon, Alan	4	6	1.5

Steals	G	No.	Stl/G
MCMANAMEN, Jason	4	8	2.0
MOEMEKA, Andrew	4	4	1.0
LIEBERMAN, Jeremy	4	3	0.8
JAMES, Justin	4	2	0.5
KELLEY, Cody	4	2	0.5

Blocked Shots	G	No.	Blk/G
DALTON, Hayden	4	5	1.3
Herndon, Alan	4	5	1.3
JAMES, Justin	4	5	1.3
MOEMEKA, Andrew	4	2	0.5

Minutes	G	No.	Min/G
MCMANAMEN, Jason	4	141	35.2
AKA GORSKI, Alexander	4	114	28.5
Herndon, Alan	4	113	28.3
JAMES, Justin	4	93	23.3
DALTON, Hayden	4	83	20.8

## Speciality Stat Leaders

Scoring	2016-17	Record	Career	Record
Jason McManamen	2	1-1	7	3-4
Alan Herndon	0	0-0	1	0-1
Alex Aka Gorski	1	1-0	1	1-0
Jordan Naughton	1	1-0	1	1-0
Justin James	1	1-0	1	1-0

Double-Figure Points	2016-17	Record	Career	Record
Jason McManamen	3	2-1	31	18-13
Alan Herndon	2	1-1	15	8-7
Justin James	3	2-1	10	7-3
Hayden Dalton	2	2-0	5	3-2
Alexander Aka Gorski	2	2-0	5	4-2
Jeremy Lieberman	0	0-0	3	3-0
Jordan Naughton	1	1-0	3	3-0
Jonathan Barnes	0	0-0	1	0-1

Scoring 20+ Points	2016-17	Record	Career	Record
Jason McManamen	2	1-1	8	3-5
Alex Aka Gorski	1	1-0	1	1-0
Jordan Naughton	1	1-0	1	1-0

Double-Doubles	2016-17	Record	Career	Record
Alan Herndon	0	0-0	1	0-1
Jordan Naughton	1	1-0	1	1-0

Double-Figure Rebounds	2016-17	Record	Career	Record
Alan Herndon	0	0-0	2	2-0
Josh Adams	0	0-0	2	1-1
Jordan Naughton	1	1-0	1	1-0
Hayden Dalton	1	1-0	1	1-0

Rebounds	2016-17	Record	Career	Record
Alan Herndon	1	0-1	11	5-6
Hayden Dalton	2	2-0	5	4-1
Jordan Naughton	1	1-0	3	3-0
Jason McManamen	0	0-0	3	1-2
Justin James	0	0-0	2	0-2
Alexander Aka Gorski	0	0-0	2	1-1
Jonathan Barnes	0	0-0	1	1-0
Jeremy Lieberman	0	0-0	2	0-2

Assists	2015-16	Record	Career	Record
Jason McManamen	0	0-0	8	4-4
Jeremy Lieberman	1	1-0	7	6-1
Alex Aka Gorski	3	2-1	3	2-1
Hayden Dalton	1	1-0	2	1-1
Alan Herndon	0	0-0	2	0-2

## 2016-17 WYOMING GAME NOTES

### Individual Points-Rebounds-Assists

Opponent	Date	Score	01 JAMES	02 MOEMEKA	03 AKA GORSKI	05 HERNDON	10 KELLEY	11 LIEBERMAN	13 AVERBUCK	20 DALTON	21 BARNES	23 MCMANAMEN	24 ADAMS	25 MARSHALL	33 NAUGHTON
WESTERN STATE	11/11/16	W, 88-49	6-3-1	0-4-0	20-0-4	4-8-3	3-3-2	8-0-5	0-0-1	10-3-1	2-1-0	9-2-1	3-5-2	3-0-1	20-14-0
at Montana	11/14/16	W, 73-72	19-2-1	0-2-0	8-3-3	10-6-1	0-2-0	0-0-2	DNP	11-13-1	DNP	20-1-2	3-0-1	0-0-1	2-0-0
SOUTH DAKOTA ST.	11/19/16	W, 77-67	18-2-3	0-3-0	15-6-4	7-1-2	5-0-2	3-3-1	DNP	9-7-4	DNP	16-4-0	DNP	DNP	4-3-0
at Pacific	11/22/16	L, 65-73	14-5-2	0-6-0	2-0-3	17-9-0	0-2-1	0-2-2	0-0-0	5-5-2	DNP	23-5-0	DNP	DNP	4-8-1

### Game-by-Game Leaders

Opponent	Date	Score	Points	Rebounds	Assists	Steals	Blocks
WESTERN STATE	11/11/16	W, 88-49	20-AKA GORSKI/NAUGHTON	14-NAUGHTON, Jordan	5-LIEBERMAN, Jeremy	3-MCMANAMEN, Jason	3-DALTON, Hayden
at Montana	11/14/16	W, 73-72	20-MCMANAMEN, Jason	13-DALTON, Hayden	3-AKA GORSKI,Alex	1-LIEBERMAN/JAMES/KELLEY	2-Herndon, Alan
SOUTH DAKOTA STATE	11/19/16	W, 77-67	18-JAMES, Justin	7-DALTON, Hayden	4-DALTON/AKA GORSKI	3-MCMANAMEN, Jason	2-Herndon, Alan
at Pacific	11/22/16	L, 65-73	23-MCMANAMEN, Jason	9-Herndon, Alan	3-AKA GORSKI,Alexander	2-MCMANAMEN, Jason	1-JAMES/HERNDON



## 2016-17 WYOMING GAME NOTES

### Cowboys in Comparison to Opponents

<b>Overall Record</b>	<b>3-1</b>	<b>When the Cowboys . . .</b>	<b>. . . they are</b>
<b>When the Cowboys . . .</b>	<b>. . . they are</b>	Commit fewer fouls than opponent	<b>1-0</b>
Play day games	<b>0-1</b>	Commit more fouls than opponent	<b>1-1</b>
Play night games	<b>3-0</b>	Commit the same number of fouls	<b>1-0</b>
Lead at halftime	<b>3-0</b>	Have more assists than opponent	<b>2-1</b>
Trail at halftime	<b>0-0</b>	Have fewer assists than opponent	<b>1-0</b>
Are tied at halftime	<b>0-1</b>	Have the same number of assists	<b>0-0</b>
Shoot better from the field than opponent	<b>2-0</b>	Commit fewer turnovers than opponent	<b>2-0</b>
Shoot worse from the field than opponent	<b>1-1</b>	Commit more turnovers than opponent	<b>1-1</b>
Shoot the same from the field as opponent	<b>0-0</b>	Commit the same number of turnovers	<b>0-0</b>
Shoot better from three-point range than opponent	<b>3-0</b>	Block more shots than opponent	<b>2-0</b>
Shoot worse from three-point range than opponent	<b>0-1</b>	Block fewer shots than opponent	<b>1-0</b>
Shoot the same from three-point range as opponent	<b>0-0</b>	Block the same number of shots	<b>0-1</b>
Shoot better from the free-throw line than opponent	<b>2-1</b>	Have more steals than opponent	<b>2-0</b>
Shoot worse from the free-throw line than opponent	<b>1-0</b>	Have fewer steals than opponent	<b>1-1</b>
Shoot the same from the free-throw line as opponent	<b>0-0</b>	Have the same number of steals	<b>0-0</b>
Outrebound opponent	<b>1-1</b>	Have their starting frontcourt outscore the opponent's	<b>2-1</b>
Are outrebounded by opponent	<b>2-0</b>	Have their starting frontcourt outscored by the opponent's	<b>1-0</b>
Are even in rebounds with opponent	<b>0-0</b>	Have their starting frontcourt tied by the opponent's	<b>0-0</b>
Have more offensive rebounds than opponent	<b>1-0</b>	Have their starting backcourt outscore the opponent's	<b>3-0</b>
Have fewer offensive rebounds than opponent	<b>1-0</b>	Have their starting backcourt outscored by the opponent's	<b>0-0</b>
Have the same number of offensive rebounds	<b>1-1</b>	Have their starting backcourt tied by the opponent's	<b>0-1</b>
Have more defensive rebounds than opponent	<b>1-1</b>	Have their bench outscore the opponent's	<b>2-1</b>
Have fewer defensive rebounds than opponent	<b>2-0</b>	Have their bench outscored by the opponent's	<b>1-0</b>
Have the same number of defensive rebounds	<b>0-0</b>	Have their bench tied by the opponent's in scoring	<b>0-0</b>

### Team Game-by-Game Comparison

Opponent	1st	2nd	Score	Mar	FG	FG %	3FG	3FG %	FT	FT Pct	Rbs	Ast	TO	Block	Steal	Fouls
WESTERN STATE	49/23	39/26	88-49	+39	31-60/18-59	.517/.305	14-32/6-22	.438/.273	12-18/7-14	.667/.500	46/31 +15	21/6	13/15	9/0	10/4	19/17
at Montana	41/35	32/37	73-72	+1	21-53/26-53	.396/.491	9-28/4-14	.321/.286	22-27/16-23	.815/.696	32/33 (1)	12/15	12/11	4/7	3/6	23/27
SOUTH DAKOTA ST.	36/35	41/32	77-67	+10	24-54/20-58	.444/.345	10-30/12-37	.333/.324	19-27/15-21	.704/.714	32/43 (11)	16/11	7/14	5/3	8/1	21/21
Pacific	33/33	32/40	65-73	(8)	18-54/19-55	.333/.345	5-26/4-19	.192/.211	24-29/31-44	.828/.705	42/38 +4	11/9	19/16	2/2	3/9	35/29

Note: Game totals are displayed in the format WYO/OPPONENT for each category

# 2016-17 WYOMING GAME NOTES

## Speciality Stats Game-by-Game

Opponent	Paint	Off TO	2nd Chance	Fast Break	Bench	Largest Lead	Largest Deficit	Lead Changes	Times Tied
WESTERN STATE	30/20	25/7	10/11	4/0	27/21	39/2	2/39	1	1
at Montana	20/32	15/17	7/6	2/4	33/44	8/9	9/8	12	13
SOUTH DAKOTA STATE	22/14	10/7	7/12	2/0	32/27	12/6	6/12	6	4
at Pacific	24/26	17/18	7/13	3/8	19/28	8/10	10/8	3	7

<b>Points in the Paint:</b>	Most: 30 vs. Western State, 11-11-16 Most Allowed: 32 at Montana, 11-14-16	Least: 20 at Montana, 11-14-16 Least Allowed: 14 vs. South Dakota State, 11-19-16
<b>Points Off Turnovers:</b>	Most: 25 vs. Western State, 11-11-16 Most Allowed: 18 at Pacific, 11-22-16	Least : 10 vs. South Dakota State, 11-19-16 Least Allowed: 7 twice, last vs. South Dakota State, 11-19-16
<b>Second Chance Pts:</b>	Most: 10 vs. Western State, 11-11-16 Most Allowed: 13 at Pacific, 11-22-16	Least: 7 three times, last at Pacific, 11-22-16 Least Allowed: 6 at Montana, 11-14-16
<b>Fast Break Points:</b>	Most: 4 vs. Western State, 11-11-16 Most Allowed: 8 at Pacific, 11-22-16	Least: 2 twice, last vs. South Dakota State, 11-19-16 Least Allowed: 0 twice, last vs. South Dakota State, 11-19-16
<b>Bench Points:</b>	Most: 33 at Montana, 11-14-16 Most Allowed: 44 at Montana, 11-14-16	Least: 24 at Pacific, 11-22-16 Least Allowed: 21 vs. Western State, 11-11-16

**Largest Deficit Overcome:** 9 at Montana, 11-14-16

**Largest Lead Lost:** 8 at Pacific, 11-22-16

**Note:** Game totals are displayed in the format WYO/OPPONENT for each category

### Starters/Bench Production

	Starters (Total / % Team Total)	Bench (Total / % Team Total)
Minutes	503 / 63%	297 / 37%
Points	192 / 63%	111 / 37%
Rebounds	75 / 49%	77 / 51%

### Record by Margin

1	2	3	4	5	6
1-0	0-0	0-0	0-0	0-0	0-0
7	8	9	10-15	16-20	20+
0-0	0-1	0-0	1-0	0-0	1-0

### Record by Conference

Conference	Record
RMAC	1-0
Big Sky Conference	1-0
Summit League	1-0
West Coast Conference	0-1

### Points Scored/Allowed

Scoring		Allowing
0-0	49 or less	1-0
0-0	50-59	0-0
0-1	60-69	1-0
2-0	70-79	1-1
1-0	80-89	0-0
0-0	90-99	0-0
0-0	100+	0-0

### Record by Month

Nov.	Dec.	Jan.	Feb.	March
3-1	0-0	0-0	0-0	0-0

### Record by Day

Sun.	Mon.	Tue.	Wed.	Thu.	Fri.	Sat.
0-0	1-0	0-1	0-0	0-0	1-0	1-0

# 2016-17 WYOMING GAME NOTES

## Team Superlatives

### Wyoming Game Highs

POINTS	88	WESTERN STATE (11/11/16)
	77	SOUTH DAKOTA STATE (11/19/16)
FG MADE	31	WESTERN STATE (11/11/16)
	24	SOUTH DAKOTA STATE (11/19/16)
FG ATT	60	WESTERN STATE (11/11/16)
	54	AT PACIFIC (11/22/16)
FG %	.517 (31-60)	WESTERN STATE (11/11/16)
	.444 (24-54)	SOUTH DAKOTA STATE (11/19/16)
3PT MADE	14	WESTERN STATE (11/11/16)
	10	SOUTH DAKOTA STATE (11/19/16)
3PT ATT	32	WESTERN STATE (11/11/16)
	30	SOUTH DAKOTA STATE (11/19/16)
3 PT FG %	.438 (14-32)	WESTERN STATE (11/11/16)
	.333 (10-30)	SOUTH DAKOTA STATE (11/19/16)
FT MADE	24	AT PACIFIC (11/22/16)
	22	AT MONTANA (11/14/16)
FT ATT	29	AT PACIFIC (11/22/16)
	27	SOUTH DAKOTA STATE (11/19/16)
FT %	.828 (24-29)	AT PACIFIC (11/22/16)
	.815 (22-27)	AT MONTANA (11/14/16)
REBOUNDS	46	WESTERN STATE (11/11/16)
	42	AT PACIFIC (11/22/16)
ASSISTS	21	WESTERN STATE (11/11/16)
	16	SOUTH DAKOTA STATE (11/19/16)
STEALS	10	WESTERN STATE (11/11/16)
	8	SOUTH DAKOTA STATE (11/19/16)
BLOCKS	9	WESTERN STATE (11/11/16)
	5	SOUTH DAKOTA STATE (11/19/16)
TURNOVERS	19	AT PACIFIC (11/22/16)
	13	WESTERN STATE (11/11/16)
FOULS	35	AT PACIFIC (11/22/16)
	23	AT MONTANA (11/14/16)

### Opponent Game Highs

POINTS	73	AT PACIFIC (11/22/16)
	72	AT MONTANA (11/14/16)
FG MADE	26	AT MONTANA (11/14/16)
	20	SOUTH DAKOTA STATE (11/19/16)
FG ATT	59	WESTERN STATE (11/11/16)
	58	SOUTH DAKOTA STATE (11/19/16)
FG %	.491 (26-53)	AT MONTANA (11/14/16)
	.345 (19-55)	AT PACIFIC (11/22/16)
3PT MADE	12	SOUTH DAKOTA STATE (11/19/16)
	6	WESTERN STATE (11/11/16)
3PT ATT	37	SOUTH DAKOTA STATE (11/19/16)
	22	WESTERN STATE (11/11/16)
3 PT FG %	.324 (12-37)	SOUTH DAKOTA STATE (11/19/16)
	.286 (4-14)	AT MONTANA (11/14/16)
FT MADE	31	AT PACIFIC (11/22/16)
	16	AT MONTANA (11/14/16)
FT ATT	44	AT PACIFIC (11/22/16)
	23	AT MONTANA (11/14/16)
FT %	.714 (15-21)	SOUTH DAKOTA STATE (11/19/16)
	.705 (31-44)	AT PACIFIC (11/22/16)
REBOUNDS	43	SOUTH DAKOTA STATE (11/19/16)
	38	AT PACIFIC (11/22/16)
ASSISTS	15	AT MONTANA (11/14/16)
	11	SOUTH DAKOTA STATE (11/19/16)
STEALS	9	AT PACIFIC (11/22/16)
	6	AT MONTANA (11/14/16)
BLOCKS	7	AT MONTANA (11/14/16)
	3	SOUTH DAKOTA STATE (11/19/16)
TURNOVERS	16	AT PACIFIC (11/22/16)
	15	WESTERN STATE (11/11/16)
FOULS	29	AT PACIFIC (11/22/16)
	27	AT MONTANA (11/14/16)

### Wyoming Game Lows

POINTS	65	AT PACIFIC (11/22/16)
	73	AT MONTANA (11/14/16)
FG MADE	18	AT PACIFIC (11/22/16)
	21	AT MONTANA (11/14/16)
FG ATT	53	AT MONTANA (11/14/16)
	54	SOUTH DAKOTA STATE (11/19/16)
	54	AT PACIFIC (11/22/16)
FG %	.333 (18-54)	AT PACIFIC (11/22/16)
	.396 (21-53)	AT MONTANA (11/14/16)
3PT MADE	5	AT PACIFIC (11/22/16)
	9	AT MONTANA (11/14/16)
3PT ATT	26	AT PACIFIC (11/22/16)
	28	AT MONTANA (11/14/16)
3 PT FG %	.192 (5-26)	AT PACIFIC (11/22/16)
	.321 (9-28)	AT MONTANA (11/14/16)
FT MADE	12	WESTERN STATE (11/11/16)
	19	SOUTH DAKOTA STATE (11/19/16)
FT ATT	18	WESTERN STATE (11/11/16)
	27	AT MONTANA (11/14/16)
FT %	.667 (12-18)	WESTERN STATE (11/11/16)
	.704 (19-27)	SOUTH DAKOTA STATE (11/19/16)
REBOUNDS	32	AT MONTANA (11/14/16)
	32	SOUTH DAKOTA STATE (11/19/16)
ASSISTS	11	AT PACIFIC (11/22/16)
	12	AT MONTANA (11/14/16)
STEALS	3	AT MONTANA (11/14/16)
	3	AT PACIFIC (11/22/16)
BLOCKS	2	AT PACIFIC (11/22/16)
	4	AT MONTANA (11/14/16)
TURNOVERS	7	SOUTH DAKOTA STATE (11/19/16)
	12	AT MONTANA (11/14/16)
FOULS	19	WESTERN STATE (11/11/16)
	21	SOUTH DAKOTA STATE (11/19/16)

### Opponent Game Lows

POINTS	49	WESTERN STATE (11/11/16)
	67	SOUTH DAKOTA STATE (11/19/16)
FG MADE	18	WESTERN STATE (11/11/16)
	19	AT PACIFIC (11/22/16)
FG ATT	53	AT MONTANA (11/14/16)
	55	AT PACIFIC (11/22/16)
FG %	.305 (18-59)	WESTERN STATE (11/11/16)
	.345 (20-58)	SOUTH DAKOTA STATE (11/19/16)
3PT MADE	4	AT MONTANA (11/14/16)
	4	AT PACIFIC (11/22/16)
3PT ATT	14	AT MONTANA (11/14/16)
	19	AT PACIFIC (11/22/16)
3 PT FG %	.211 (4-19)	AT PACIFIC (11/22/16)
	.273 (6-22)	WESTERN STATE (11/11/16)
FT MADE	7	WESTERN STATE (11/11/16)
	15	SOUTH DAKOTA STATE (11/19/16)
FT ATT	14	WESTERN STATE (11/11/16)
	21	SOUTH DAKOTA STATE (11/19/16)
FT %	.500 (7-14)	WESTERN STATE (11/11/16)
	.696 (16-23)	AT MONTANA (11/14/16)
REBOUNDS	31	WESTERN STATE (11/11/16)
	33	AT MONTANA (11/14/16)
ASSISTS	6	WESTERN STATE (11/11/16)
	9	AT PACIFIC (11/22/16)
STEALS	1	SOUTH DAKOTA STATE (11/19/16)
	4	WESTERN STATE (11/11/16)
BLOCKS	0	WESTERN STATE (11/11/16)
	2	AT PACIFIC (11/22/16)
TURNOVERS	11	AT MONTANA (11/14/16)
	14	SOUTH DAKOTA STATE (11/19/16)
FOULS	17	WESTERN STATE (11/11/16)
	21	SOUTH DAKOTA STATE (11/19/16)

## 2016-17 WYOMING GAME NOTES

### Last Time an Individual

<b>Cowboy Scored 30 Points</b>	31 by Josh Adams at UNLV, 2-27-16
<b>Opponent Scored 30 Points</b>	38 by Jimmer Fredette BYU, 3/5/11
<b>Cowboy Scored 40 Points</b>	41 by Jay Straight vs. CSU, 2/26/05
<b>Opponent Scored 40 Points</b>	43 by Ruben Douglas UNM, 2/15/03
<b>Cowboy Made Seven 3FG</b>	7 Josh Adams at UNLV, 2-27-16
<b>Opponent Made Seven 3FG</b>	7 by Marvella Harris Fresno St., 2/17/16
<b>Cowboy Made 15 FT</b>	16 by Jason McManamen vs. Pacific, 11/22/16
<b>Opponent Made 15 FT</b>	16 by Vincent Council Providence, 11/24/10
<b>Cowboy Had 15 Rebounds</b>	15 by Derek Cooke Jr. vs. Fresno State, 1/17/15
<b>Opponent Had 15 Rebounds</b>	16 By Amir Williams at Ohio St., 11/25/13
<b>Cowboy Had 20 Rebounds</b>	22 by Adam Waddell vs. Utah, 1/27/10
<b>Opponent Had 20 Rebounds</b>	22 by Jason Smith CSU, 2/24/07
<b>Cowboy Had 10 Assists</b>	11 by JayDee Luster vs. Peru St., 11/18/09
<b>Opponent Had 10 Assists</b>	10 by Alex Caruso at Texas A&M, 3/18/14
<b>Cowboy had 15 Assists</b>	15 by Jay Straight vs. Winthrop, 12/20/03
<b>Opponent had 15 Assists</b>	15 by Matt Montague BYU, 2/2/02
<b>Cowboy Blocked Five Shots</b>	6 by Larry Nance Jr., vs. UNM, 1-8-14
<b>Opponent Blocked Five Shots</b>	6 by Malcolm Thomas SDSU, 1/29/11
<b>Cowboy Had Five Steals</b>	5 by L. Washington, vs. Nevada, 2/13/13
<b>Opponent Had Five Steals</b>	6 by Chris Hyder Southern, 12/10/15
<b>Cowboy Had a Double-Double</b>	Hayden Dalton, at Montana, 11/14/16 (11 points and 13 rebounds)
<b>Opponent Had a Double-Double</b>	Stephen Zimmerman Jr., UNLV, 2/27/16 (12 points and 11 rebounds)
<b>Two Pokes Had a Double-Double</b>	Derek Cooke, Jr. vs. Colorado St., 2/4/15 (12 points and 11 rebounds) Larry Nance, Jr. vs. Colorado St., 2/4/15 (19 points and 10 rebounds)
<b>Two Cowboys Scored 25 Points Each</b>	26 points by LaDrell Whitehead vs. UTEP, 2/15/96 26 by Jeron Roberts vs. UTEP, 2/15/96
<b>Four Cowboys Scored 20 Points Each</b>	20 points by Turk Boyd vs. Loyola Marymount, 3/17/86 20 points by Les Bolden vs. Loyola Marymount, 3/17/86 24 points by Fennis Dembo vs. Loyola Marymount, 3/17/86 20 points by Eric Leckner vs. Loyola Marymount, 3/17/86
<b>Three Cowboys Scored 20 Points Each</b>	21 points by Marcus Bailey vs. UNLV, 2/16/02 20 points by Uche Nsonwu-Amadi vs. UNLV, 2/16/02 20 points by Donta Richardson vs. UNLV, 2/16/02
<b>Two Cowboys Scored 20 Points Each</b>	20 points by Jordan Naughton vs. Western State, 11/11/16 20 points by Alex Aka Gorski vs. Western State, 11/11/16
<b>At Least Five Cowboys Scored in Double Figures</b>	21 points Larry Nance Jr. vs. Northern Colorado, 11/16/14 14 points Josh Adams vs. Northern Colorado, 11/16/14 12 points Charles Hankerson, Jr. vs. Northern Colorado, 11/16/14 13 points Riley Grabau vs. Northern Colorado, 11/16/14 10 points Derek Cooke Jr. vs. Northern Colorado, 11/16/14
<b>Triple-Doubles by a Cowboy</b>	Justin Williams vs. Utah, 3/10/06, (10 pts, 15 rbs and 12 blks) Theo Ratliff vs. San Diego State, 1/2/95, (20 pts, 12 rbs and 11 blks)
<b>Largest Margin of Victory in the AA by Wyoming</b>	53 vs. Tennessee St. 109-56, 12/17/03

### Last Time a Team

<b>Wyoming Scored 100 Points</b>	109 vs. Peru St., 11/18/09
<b>Opponent Scored 100 Points</b>	102 by BYU, 3/5/11
<b>Wyoming Scored Less Than 50 Points</b>	45 vs. San Diego St., 3/14/15
<b>Opponent Scored Less Than 50 Points</b>	43 by San Diego St., 3/14/15
<b>Wyoming Scored Less Than 40 Points</b>	36 at Fresno State, 1/16/13
<b>Opponent Scored Less Than 40 Points</b>	35 by Regis, 12/7/14
<b>Wyoming Shot 60% From the Field</b>	61.9 vs. UNC, 11/16/14
<b>Opponent Shot 60% From the Field</b>	61.5% by Colorado State, 3/6/13
<b>Wyoming Shot less than 30%</b>	29.8 at Texas A&M, 3/8/14
<b>Opponent Shot less than 30%</b>	28.6 by Regis, 12/7/14
<b>Wyoming Made 15 3-Point Baskets</b>	17 at Colorado State, 2/20/16
<b>Opponent Made 15 3-Point Baskets</b>	15 by Fresno State, 2/17/16
<b>Wyoming Made No 3-Point Baskets</b>	vs. Denver, 11/25/09
<b>Opponent Made No 3-Point Baskets</b>	by Fresno State, 1/16/13
<b>Wyoming Made 30 Free Throws</b>	36 vs. Houston, 12/22/15
<b>Opponent Made 30 Free Throws</b>	31 by Pacific, 11/22/16
<b>Wyoming Made 20 Free Throws</b>	24 at Pacific, 11/22/16
<b>Opponent Made 20 Free Throws</b>	24 by UNLV, 2/27/16
<b>Wyoming Made 90% of Free Throws (Min 10 FTA)</b>	96% vs. CSUB, 11/25/15
<b>Opponent Made 90% of Free Throws (Min 10 FTA)</b>	90% by SDSU, 3/14/15
<b>Wyoming Attempted 40 Free Throws</b>	46 vs. Houston, 12/22/15
<b>Opponent Attempted 40 Free Throws</b>	44 by Pacific, 11/22/16
<b>Wyoming Attempted 30 Free Throws</b>	34 vs. Utah State, 3/9/16
<b>Opponent Attempted 30 Free Throws</b>	34 by UNLV, 2/27/16
<b>Wyoming Had 50 Rebounds</b>	56 vs. Houston Baptist, 12/29/08
<b>Opponent Had 50 Rebounds</b>	50 by SDSU, 12/30/15
<b>Wyoming Had 40 Rebounds</b>	42 vs. Pacific, 11/22/16
<b>Opponent Had 40 Rebounds</b>	43 by South Dakota State, 11/19/16
<b>Wyoming Had 20 Offensive Rebounds</b>	20 vs. Savannah St., 1/8/03
<b>Wyoming Had +20 Rebound Margin</b>	+20 vs. Utah Valley, 11/30/11
<b>Opponent Had +20 Rebound Margin</b>	+24 at SDSU, 12/30/15
<b>Wyoming Had +10 Rebound Margin</b>	+15 vs. Western State, 11/11/16
<b>Opponent Had +10 Rebound Margin</b>	+11 by South Dakota State, 11/19/16
<b>Wyoming Had 20 Assists</b>	21 vs. Western State, 11/11/16
<b>An Opponent Had 20 Assists</b>	21 by UNLV, 2/27/16
<b>Wyoming Had less than 10 Assists</b>	6 vs. Utah State, 3/9/16
<b>Opponent had less than 10 Assists</b>	9 by Pacific, 11/22/16
<b>Wyoming Committed 20 Turnovers</b>	21 vs. Houston, 12/22/15
<b>Opponent Committed 20 Turnovers</b>	22 by SJSU, 1/13/16
<b>Opponent Committed 30 Turnovers</b>	31 by Alcorn St., 12/21/98
<b>Wyoming Had less than 5 Turnovers</b>	2 vs. Colorado State, 1/30/16
<b>Wyoming Blocked 10 Shots</b>	10 vs. South Dakota, 12/20/09
<b>Wyoming Had 15 Steals</b>	15 vs. Western St., 11/12/11
<b>Wyoming Had 20 Steals</b>	21 by Peru St., 11/18/09
<b>Wyoming Beat a Top-25 Team</b>	#RV/25 San Diego St., 3/14/15
<b>Wyoming Beat a Top-25 Team (Home)</b>	#5/5 SDSU, 68-62, 2/11/14
<b>Wyoming Beat a Top-25 Team (Road)</b>	#18 BYU, 56-53, 1/18/80



# 2016-17 WYOMING GAME NOTES

## Game-by-Game Box Scores

### Game 1: Western State 49 at Wyoming 88

Official Basketball Box Score -- Game Totals -- Final Statistics  
Western State vs Wyoming Cowboys  
11/11/16 8:30 p.m. at Laramie, Wyo. (Arena-Auditorium)

Western State 49 • 0-1

#	Player	Total			3-Ptr			Rebounds			PF	TP	A TO Blk Stl				Min.
		FG-FGA	FG-FGA	FT-FTA	Off	Def	Tot										
11	Will Duggan	*	1-4	1-4	2-2	0	0	0	1	5	1	5	4	0	0	0	19
20	Ray Beresford	*	3-8	1-3	2-3	2	0	2	2	9	2	0	0	1	0	0	26
22	Brandon Cosby-Lee	*	1-5	0-0	0-1	0	1	1	5	2	0	1	0	1	0	0	23
23	Patrick Sniff	*	2-9	0-2	0-0	0	4	4	2	4	0	0	1	0	0	0	24
25	Ben Beauchamp	*	2-6	1-3	3-7	2	3	5	1	8	1	4	0	1	0	1	31
01	Monroe Porter		0-2	0-1	0-1	0	4	4	0	0	0	0	0	0	0	0	12
05	Brady Subart		5-8	2-3	0-0	1	2	3	2	12	1	2	0	0	0	0	14
10	James Willis		0-6	0-4	0-0	0	2	2	0	0	0	0	0	0	0	1	18
21	Zach Madlom		0-1	0-0	0-0	0	0	0	1	0	0	0	0	0	0	0	6
33	Collin Smith		4-10	1-2	0-0	5	4	9	3	9	1	3	0	0	0	0	27
Team						1	0	1									
Totals			18-59	6-22	7-14	11	20	31	17	49	6	15	0	4	0	0	200
FG % 1st Half: 9-28		32.1%	2nd half: 9-31		29.0%	Game: 18-59		30.5%	Deadball Rebounds 2								
3FG % 1st Half: 3-10		30.0%	2nd half: 3-12		25.0%	Game: 6-22		27.3%									
FT % 1st Half: 2-4		50.0%	2nd half: 5-10		50.0%	Game: 7-14		50.0%									

Wyoming Cowboys 88 • 1-0

#	Player	Total		3-Ptr		Rebounds			PF	TP	A TO Blk Stl				Min
		FG	FGA	FG	FGA	FT	FTA	Off			Def	Tot			
03	AKA GORSKI,Alexander *	6-10	5-8	3-3	0	0	0	1	20	4	0	0	1	26	
05	Herndon, Alan	1-3	1-2	1-2	1	7	8	3	4	3	2	0	0	23	
11	LIEBERMAN, Jeremy	3-6	1-4	1-1	0	0	0	3	8	5	2	0	2	23	
23	MCNAMEN, Jason	3-6	2-5	1-2	0	2	2	3	9	1	0	0	3	28	
33	NAUGHTON, Jordan *	9-9	0-0	2-4	5	9	14	2	20	0	2	1	1	20	
01	JAMES, Justin	2-7	1-3	1-2	0	3	3	3	6	1	4	2	0	18	
02	MOEMEKA, Andrew	0-2	0-0	0-0	2	2	4	1	0	2	1	1	7	7	
10	KELLEY, Cody	1-2	1-2	0-0	0	3	3	0	3	2	0	0	0	12	
13	AVERBUCK, Sam	0-0	0-0	0-0	0	0	0	0	0	1	0	0	0	4	
20	DALTON, Hayden	4-9	2-5	0-0	1	2	3	0	10	1	0	3	1	16	
21	BARNES, Jonathan	0-1	0-0	2-2	0	1	1	1	2	0	1	1	0	6	
24	ADAMS, Louis	1-4	0-2	1-2	1	4	5	2	3	2	0	0	1	13	
25	MARSHALL, Morris	1-1	1-1	0-0	0	0	0	0	3	1	0	1	0	4	
	Team				1	2	3								
Totals		31-60	14-32	12-18	11	35	46	19	88	13	9	10	200		
FG % 1st Half: 18-35		51.4%	2nd half: 13-25	52.0%	Game: 31-60	51.7%	Deadball Rebounds 4								
3FG % 1st Half: 9-19		47.4%	2nd half: 5-13	38.5%	Game: 14-32	43.8%									
FT % 1st Half: 4-7		57.1%	2nd half: 8-11	72.7%	Game: 12-18	66.7%									

Officials: Randy Heimerman, Winston Stith, Chad Shepherd  
Technical fouls: Western State-None. Wyoming Cowboys-None.  
Attendance: 5008

Score by periods	1st	2nd	Total
Western State	23	26	49
Wyoming Cowboys	49	39	88

Points	In Paint	Off T/O	2nd Chance	Fast Break	Bench
WESTER	20	7	11	0	21
WY	30	25	10	4	27

Last FG - WESTERN 2nd-02:28, WY 2nd-02:08.  
Largest lead - WESTERN by 2 1st-19:04, WY by 39 2nd-00:29.  
WESTERN led for 00:10, WY led for 38:00. Game was tied for 01:37.

Score tied - 1 time.  
Lead changed - 1 time.

### Game 3: South Dakota State 67 at Wyoming 77

Official Basketball Box Score -- Game Totals -- Final Statistics  
South Dakota State vs Wyoming Cowboys  
11/19/16 7:05 p.m. at Laramie, Wyo. (Arena-Auditorium)

South Dakota State 67 • 1-3

#	Player	Total		3-Ptr		Rebounds			PF	TP	A TO Blk Stl				Min
		FG-FGA	FG-FGA	FT-FTA	Off	Def	Tot								
23	Reed Tellinghuisen	f	2-10	2-9	5-5	2	5	7	4	11	0	2	1	0	34
24	Mike Daum	f	7-10	5-6	5-5	3	5	8	5	24	1	3	0	0	35
01	Skylar Flatten	g	0-2	0-1	0-0	0	2	2	0	0	0	0	0	0	7
02	Tevin King	g	1-5	1-3	0-0	2	3	5	4	3	2	0	0	0	17
20	Andre Wallace	g	0-3	0-3	2-3	0	1	1	0	2	1	0	0	1	13
03	Chris Howell		5-8	0-0	2-4	1	2	3	4	12	1	4	0	0	16
10	Cole Gentry		1-8	1-7	0-0	0	3	3	0	3	5	1	0	0	27
35	A.J. Hess		3-9	2-6	0-0	3	4	7	2	8	0	3	1	0	34
45	Ian Theisen		1-3	1-2	1-4	2	4	6	2	4	1	1	1	0	17
Team						0	1	1							
Totals			20-58	12-37	15-21	13	30	43	21	67	11	14	3	1	200
FG % 1st Half: 14-32 43.8% 2nd half: 6-26 23.1% Game: 20-58 34.5% Deadball Rebounds															
3FG % 1st Half: 7-20 35.0% 2nd half: 5-17 29.4% Game: 12-37 32.4%															
FT % 1st Half: 0-0 0.0% 2nd half: 15-21 71.4% Game: 15-21 71.4% 4															

Wyoming Cowboys 77 • 3-0

#	Player	Total		3-Ptr		Rebounds			PF	TP	A TO Blk Stl				Min	
		FG-FGA	FG-FGA	FT-FTA	Off	Def	Tot									
05	Herndon, Alan	f	2-5	1-2	2-4	0	1	1	1	7	2	0	0	2	1	26
33	NAUGHTON, Jordan	f	2-2	0-0	0-0	1	2	3	2	4	0	1	0	0	0	14
03	AKA GORSKI,Alexander	g	6-13	3-8	0-0	0	6	6	4	15	4	2	0	0	0	31
11	LIEBERMAN, Jeremy	g	1-7	1-6	0-0	0	3	3	0	3	1	0	0	0	0	21
23	MCNAMEN, Jason	g	3-10	3-8	7-8	0	4	4	2	16	0	1	0	1	0	37
01	JAMES, Justin		7-9	1-3	3-5	0	2	2	1	18	3	0	1	1	1	22
02	MOEMEKA, Andrew		0-0	0-0	0-0	0	3	3	0	0	1	1	1	2	1	11
10	KELLEY, Cody		2-2	1-1	0-0	0	0	0	5	5	2	1	0	1	0	17
20	DALTON, Hayden		1-6	0-2	7-10	2	5	7	3	9	4	1	1	0	1	21
Team						2	1	3								
Totals			24-54	10-30	19-27	5	27	32	21	77	16	7	5	8	200	
FG % 1st Half: 11-28		39.3%	2nd half: 13-26	50.0%	Game: 24-54	44.4%	Deadball Rebounds 3									
3FG % 1st Half: 6-18		33.3%	2nd half: 4-12	33.3%	Game: 10-30	33.3%										
FT % 1st Half: 8-11		72.7%	2nd half: 11-16	68.8%	Game: 19-27	70.4%										

Officials: Bob Staffen, Brad Ferrie, Rick O'Neill  
Technical fouls: South Dakota State-Tevin King. Wyoming Cowboys-None.  
Attendance: 6833

Score by periods	1st	2nd	Total
South Dakota State	35	32	67
Wyoming Cowboys	36	41	77

Points	In Paint	Off T/O	2nd Chance	Fast Break	Bench
SDSU	14	7	12	0	27
WY	22	10	7	2	32

Last FG - SDSU 2nd-00:34, WY 2nd-01:33.  
Largest lead - SDSU by 6 1st-04:41, WY by 12 2nd-01:33.  
SDSU led for 07:54, WY led for 29:40. Game was tied for 02:26.

Score tied - 4 times.  
Lead changed - 6 times.

### Game 2: Wyoming 73 at Montana 72

Official Basketball Box Score -- Game Totals -- Final Statistics  
Wyoming Cowboys vs Montana  
11/14/16 7:05 p.m. at Missoula, Mont. (Dahlberg Arena)

Wyoming Cowboys 73 • 2-0

#	Player		Total		3-Ptr		Rebounds			PF	TP	A TO Blk Stl				Min
			FG-FGA	FG-FGA	FT-FTA	Off	Def	Tot								
05	Herndon, Alan	f	3-9	2-6	2-2	2	4	6	2	10	1	1	2	0	34	
33	NAUGHTON, Jordan	f	1-1	0-0	0-0	0	0	0	3	2	0	0	0	0	4	
03	AKA GORSKI,Alexander	g	2-6	2-5	2-2	1	2	3	3	8	3	0	0	0	36	
11	LIEBERMAN, Jeremy	g	0-1	0-1	0-0	0	0	0	2	0	2	1	0	1	16	
23	MCNAMEN, Jason	g	3-9	3-9	11-14	1	0	1	3	20	2	1	0	0	39	
01	JAMES, Justin		8-17	0-3	3-3	2	0	2	2	19	1	4	1	1	27	
02	MOEMEKA, Andrew		0-0	0-0	0-0	1	1	2	2	0	0	1	0	0	1	
10	KELLEY, Cody		0-0	0-0	0-1	0	2	2	1	0	0	1	0	1	8	
20	DALTON, Hayden		3-9	2-4	3-4	1	12	13	4	11	1	3	1	0	30	
24	ADAMS, Louis		1-1	0-0	1-1	0	0	0	0	3	1	0	0	0	3	
25	MARSHALL, Morris		0-0	0-0	0-0	0	0	0	1	0	1	0	0	0	2	
	Team					1	2	3								
	Totals		21-53	9-28	22-27	9	23	32	23	73	12	12	4	3	200	
	FG % 1st Half:	13-26	50.0%	2nd half:	8-27	29.6%	Game:	21-53	39.6%						Deadball	
3FG	% 1st Half:	5-12	41.7%	2nd half:	4-16	25.0%	Game:	9-28	32.1%						Rebounds	
FT	% 1st Half:	10-14	71.4%	2nd half:	12-13	92.3%	Game:	22-27	81.5%						2	

## 2016-17 WYOMING GAME NOTES



**Nyaires Redding**  
G, 6-2, 168, Jr.  
Cleveland, Ohio



**Justin James**  
G, 6-7, 187, So.  
Port Saint Lucie, Fla.



**Andrew Moemeka**  
F, 6-8, 217, RFr.  
Lake City, Fla.



**Alexander Aka Gorski**  
G, 6-5, 215, Jr.  
Lund, Sweden



**Alan Herndon**  
F, 6-9, 223, Jr.  
Colorado Springs, Colo.



**Cody Kelley**  
G, 5-11, 186, RFr.  
Gillette, Wyo.



**Jeremy Lieberman**  
G, 6-1, 172, Jr.  
Calabasas, Calif.



**Sam Averbuck**  
G, 6-4, 189, RFr.  
Santa Rosa, Calif.



**Austin Mueller**  
F, 6-6, 208, fr.  
Highlands Ranch, Colo.



**Brodricks Jones**  
F, 6-10, 205, So.  
Los Angeles, Calif.




**Hayden Dalton**  
F, 6-8, 186, Jr.  
Parker, Colo.



**Jonathan Barnes**  
F, 6-10, 246, Jr.  
Parker, Colo.



**Jason McManamen**  
G, 6-5, 197, Sr.  
Torrington, Wyo.



**Louis Adams**  
G, 6-4, 194, Jr.  
Chicago, Ill.



**Morris Marshall**  
G, 6-4, 190, Sr.  
White Springs, Fla.



**Jordan Naughton**  
F, 6-10, 235, So.  
Rancho Cucamonga, Calif.



**Allen Edwards**  
Head Coach  
First Season