

# Track and Field History



Greta Karinauskaite bring home a silver medal in the 3000M steeplechase at the first-ever D1 National Championships in Austin for CBU

## MEN'S AND WOMEN'S OUTDOOR RECORDS

MEN

<b>Event</b>	<b>Record Holder</b>	<b>Mark</b>	<b>Meet and Location</b>	<b>Year</b>
100m	Eric Boykin	10.40	Cal State LA Invite - Northridge, CA	1999
200m	Jason Miller	21.54	Fresno Relays - Fresno, CA	1996
400m	Milton Browne	48.06	Azusa Quad - Azusa, CA	1999
600m	Milton Browne	1:15.04	Olympic Preview - Sydney, Australia	2000
800m	Milton Browne	1:47.03	CAC Champs - Bridgetown, Barbados	1999
1000m	Ricky Etheridge	2:22.02	Long Beach Invite - Long Beach, CA	1999
<b>1500m</b>	<b>Valentin Soca</b>	<b>3:42.09</b>	<b>WAC Championships- Nacogdoches, TX 2023</b>	
3000m	Florian Le Pallec	8:03.18	RCC Invitational, Riverside, CA	2022
3000m SC	Ivo Balabanov	8:39.55	WAC Championships - Seattle	2022
<b>5000m</b>	<b>Valentin Soca</b>	<b>13:30.68</b>	<b>Bryan Clay Invitational- Azusa, CA</b>	<b>2023</b>
<b>10000m</b>	<b>Valentin Soca</b>	<b>28:42.88</b>	<b>Stanford Invite- Palo Alto, CA</b>	<b>2024</b>
110HH	Craig Howard	14.44	GSAC Champs - Santa Barbara, CA	1997
400IH	Craig Howard	53.23	Azusa Quad - Azusa, CA	1997
4x100m	Royal, Moss, Boykin, Jackson	40.95	NAIA Outdoors - West Palm Beach, FL	1999
4x400m	N. Browne, Boykin, Etheridge, M. Browne	3:12.10	Mt. Sac Relays - Walnut, CA	1998
4x800m	Adams, N. Browne, Etheridge, M. Browne	7:21.57	Penn Relays - Philadelphia, PA	1999
4x1600m	Madrid, Williams, Moore, Delgado	17:46.16	Rossi Relays - Claremont, CA	2010
Dis Med	Bowditch, N. Browne, M. Browne, Etheridge	9:43.55	Penn Relays - Philadelphia, PA	1999
Long Jump	Eric Boykin	26' 2"/7.98m	SCA Championships - Cerritos, CA	1998
Triple Jump	Eric Campbell	50' 6"/15.39m	Mt. Sac Relays - Walnut, CA	1997
High Jump	Jason Howard	7' 1 1/2"/2.17m	Mt. Sac All-Comers - Walnut, CA	1998
Pole Vault	Aric Juarez	15' 7"/4.75m	GSAC Champs - Santa Barbara, CA	1997
Hammer	Robert Degnan	190' 0"/57.72m	Fresno Relays - Fresno, CA	1997
Discus	Robert Degnan	148' 0"/45.10m	GSAC Champs - Santa Barbara, CA	1997
Javelin	Mike Allen	161' 8"/49.28m	Ben Brown Invitational - Fullerton, CA	1997
Shot Put	John Malcolm	42' 2"/12.84m	GSAC Champs - Point Loma, CA	1998

WOMEN

<b>Event</b>	<b>Record Holder</b>	<b>Mark</b>	<b>Meet and Location</b>	<b>Year</b>
100m	Grace Smart	12.04	Occidental Invite - Eagle Rock, CA	1999
200m	Grace Smart	24.90	Cal State LA Invite - Northridge, CA	1999
400m	Grace Smart	55.56	Mt. Sac Relays - Walnut, CA	2000
800m	Berenice Cleyet-Merle	2:07.73	San Diego Invitational - San Diego, CA	2017
1500m	Maelle Porcher	4:20.36	WAC Championships- Nacogdoches, TX	2023
3000m	Anett Somogyi	9:37.89	Pomona-Pitzer All-Comers - Claremont, CA	2019
3000m SC	Greta Karinauskaite	9:26.88	NCAA DI West Regionals	2023
5000m	Greta Karinauskaite	15:36.86	Bryan Clay Invitational- Azusa, CA	2023
<b>10000m</b>	<b>Yasna Petrova</b>	<b>32:36.97</b>	<b>Stanford Invitational - Palo Alto, CA</b>	<b>2024</b>
110H	Anne Murphy	15.66	GSAC Champs - Santa Barbara, CA	1997
400LH	Anne Murphy	67.19	GSAC Champs - Santa Barbara, CA	1997
4x100m	Hanchak, Hall, Ndukwe, Smart	49.07	Mt. Sac Relays - Walnut, CA	1998
4x400m	Hanchak, Ndukwe, Hall, Smart	3:51.73	GSAC Champs - San Diego, CA	1998
4x800m	Halverson, Ndukwe, Sivonen, Leonhardt	9:07.81	NAIA Outdoors - Abbotsford, B.C.	2000
Dis Med	Sill, Smart, Sivonen, Leonhardt	12:17.42	Azusa Indoor Qualifier - Azusa, CA	2000
Long Jump	Kristi Swift	16' 1"/4.90m	GSAC Champs - Azusa, CA	1996
Triple Jump	Kristi Swift	33' 1"/10.08m	Fresno Relays - Fresno, CA	1996
High Jump	Shari Stegall	5' 2 1/4"/1.58m	Azusa Dual - Azusa, CA	1996
Hammer	Daniella Hargis	144' 6"/44.04m	Pomona Pitzer Invite - Pomona, CA	1998
Shot Put	Keisha Ollie	34' 9"/10.59m	GSAC Champs - San Diego, CA	1998

## WOMEN'S OUTDOOR TRACK DISTANCE TOP-10 LISTS

INDIVIDUALS**800-Meter**

1. Berenice Cleyet-Merle ..2:07.73... 2017 ..... San Diego Invitational
2. Anneken Viljoen.....2:08.30... 2022 ..... WAC Championships
3. Veronice Hall.....2:08.81... 2015 .....
4. Mia Cabrera.....2:10.09... 2023 ..... WAC Championships
5. **Lamiaie Mamouni ..... 2:10.30 .. 2024 ..Bryan Clay Invitational**
6. Maelle Porcher ..... 2:11.10... 2023 ... Steve Scott Invitational
7. Ashlee Cervantes.....2:12.25... 2012 .....
8. Alicia Williams.....2:12.74... 2017 .....
9. Fruzsina Ladanyi .....2:14.24... 2019.....
10. Lorita Leonhardt ..... 2:14.27... 2000.....

**1,500-Meter**

1. Maelle Porcher ..... 4:20.36... 2023 ..... WAC Championships
2. Berenice Cleyet-Merle 4:20.69... 2017 ..... NCAA D-II Champs
3. Anneken Viljoen.....4:21.53... 2022..... Bryan Clay Invite
4. Elin Brink ..... 4:23.13... 2021..... Bryan Clay Invite.
5. Veronica Hall.....4:26.15... 2016.....
6. Greta Karinauskaite... 4:26.45... 2023.....
7. Anett Somogyi.....4:29.91... 2018.....
8. Maja Dzialoszewska... 4:30.05... 2023 ..... Stanford Invitational
9. Fruzsina Ladanyi ..... 4:30.15... 2018.....
10. Mia Cabrera ..... 4:30.36... 2023 ..... WAC Championships

**3,000-Meter**

1. Anett Somogyi ..... 9:35.58... 2020.. Pomona-Pitzer All-Comers
2. Emilie Renaud ..... 9:36.03... 2020.....
3. Elin Brink ..... 9:37.84... 2020.....
4. Greta Karinauskaite... 9:38.43... 2022 ..... RCC Invite
5. Anna Mate ..... 9:47.02... 2019.....
6. Anneken Viljoen..... 9:47.20... 2022 ..... RCC Invite
7. Emeline Delanis ..... 9:47.80... 2018.....
8. Emilia Mikszuta ..... 9:51.87... 2022 ..... RCC Invite
9. Carlota Rodes ..... 9:52.89... 2022 ..... RCC Invite
10. **Lamiaie Mamouni .... 9:53.69 .. 2024 ..... RCC Invite**

**5,000-Meter**

1. Greta Karinauskaite.... 15:36.86... 2023..... Stanford Invitational
2. **Yasna Petrova ..... 15:45.14 .. 2023 .....DI West Regionals**
3. Maelle Porcher ..... 16:07.16... 2023..... Bryan Clay Invitational
4. Emeline Delanis ..... 16:08.21... 2018..... Bryan Clay Invitational
5. Carlota Rodes ..... 16:21.45... 2024.... Steve Scott Invitational
6. Anneken Viljoen..... 16:26.71... 2022 ..... Ben Brown Invite
7. Anett Somogyi..... 16:26.78... 2019.....
8. Emilia Mikszuta ..... 16:37.25... 2022 ..... West Coast Relays
9. Elin Brink ..... 16:37.86... 2021..... West Coast Relays
10. Marina Trave ..... 16:48.56... 2023 ..... WAC Championships

**10,000-Meter**

1. **Yasna Petrova ..... 32:36.97 .. 2024 .....Stanford Invitational**
2. Carlota Rodes ..... 33:16.70... 2024 ..... Stanford Invitational
3. Greta Karinauskaite... 33:27.59... 2023..... Ben Brown Invite
4. Anett Somogyi ..... 34:06.91... 2019..... Stanford Invitational
5. Cynthia Martin ..... 34:37.81... 2023..... Bryan Clay Invite
6. Emilie Renaud ..... 34:45.11... 2021..... at The Sound Meet
7. Anna Mate ..... 35:02.21... 2019..... Sound Running Invite
8. Sylvia De La Pena ..... 35:34.61... 2023 ..... Mt. SAC Relays
9. Kate Robinson..... 35:37.28... 2017 .....
10. Paige Haynes ..... 35:37.47... 2023..... Mt. SAC Relays

**3,000-Meter Steeplechase**

1. Greta Karinauskaite.....9:26.88... 2023..... DI West Regionals
2. Karin Gosek.....10:22.58... 2023... Steve Scott Invitational
3. Emeline Delanis ..... 10:22.80... 2018... SFSU Distance Carnival
4. Anett Somogyi ..... 10:23.58... 2017 .....
5. Emilie Renaud ..... 10:24.16... 2019.....
6. Emilia Mikszuta ..... 10:26.00... 2023... Steve Scott Invitational
7. Katie Deimling ..... 10:35.08... 2017 .....
8. Linda Palumbo..... 10:41.88... 2019.....
9. Claire Rainey..... 10:50.25... 2017 .....
10. Naomi Van Setten .... 10:52.41... 2013.....

TIMES**800-Meter**

1. Berenice Cleyet-Merle ..2:07.73... 2017 ..... San Diego Invitational
2. Anneken Viljoen.....2:08.30... 2022 ..... WAC Championships
3. Berenice Cleyet-Merle...2:08.33... 2017 .....
4. Berenice Cleyet-Merle...2:08.41... 2016.....
5. Berenice Cleyet-Merle ..2:08.72... 2017 .....
6. Veronice Hall .....2:08.81... 2015 .....
7. Berenice Cleyet-Merle...2:09.32... 2016.....
8. Berenice Cleyet-Merle...2:09.34... 2016.....
9. Anneken Viljoen.....2:09.61... 2022..... WAC Championships
10. Berenice Cleyet-Merle ..2:09.69... 2017.....

**1,500-Meter**

1. Maelle Porcher ..... 4:20.36... 2023 ..... WAC Championships
2. Berenice Cleyet-Merle4:20.69... 2017 ..... NCAA D-II Champs
3. Anneken Viljoen.....4:21.53... 2022..... Bryan Clay Invite
4. Berenice Cleyet-Merle 4:21.88... 2017.....
5. Elin Brink ..... 4:23.13... 2021..... Bryan Clay Invite
6. Berenice Cleyet-Merle4:23.24... 2016.....
7. Anneken Viljoen ..... 4:23.31... 2022..... WAC Championships
8. Berenice Cleyet-Merle 4:23.87... 2016.....
9. Maelle Porcher ..... 4:24.03... 2023..... Stanford Invitational
10. Anneken Viljoen ..... 4:24.58... 2022..... West Coast Relays

**3,000-Meter**

1. Anett Somogyi ..... 9:35.58... 2020.. Pomona-Pitzer All-Comers
2. Emilie Renaud ..... 9:36.03... 2020.....
3. Elin Brink ..... 9:37.84... 2020.....
4. Anett Somogyi ..... 9:37.89... 2019.....
5. Greta Karinauskaite... 9:38.43... 2022 ..... RCC Invite
6. Anett Somogyi ..... 9:45.22... 2019.....
7. Anna Mate ..... 9:47.02... 2019.....
8. Anneken Viljoen..... 9:47.20... 2022 ..... RCC Invite
9. Emeline Delanis ..... 9:47.80... 2018.....
10. Emilie Renaud ..... 9:48.17... 2019.....

**5,000-Meter**

1. Greta Karinauskaite.... 15:36.86... 2023..... Stanford Invitational
2. **Yasna Petrova ..... 15:45.14 .. 2023 .....DI West Regionals**
3. **Yasna Petrova ..... 15:57.40 .. 2024 ..Bryan Clay Invitational**
4. Greta Karinauskaite.... 15:58.91... 2022 ..... Mt. SAC Relays
5. Maelle Porcher ..... 16:07.16... 2023..... Bryan Clay Invitational
6. Emeline Delanis ..... 16:08.21... 2018..... Bryan Clay Invitational
7. **Yasna Petrova ..... 16:08.32 .. 2023 . Steve Scott Invitational**
8. Greta Karinauskaite.....16:11.15... 2024..... Stanford Invitational
9. **Yasna Petrova ..... 16:12.64 .. 2023 ..Bryan Clay Invitational**
20. **Yasna Petrova ..... 16:16.09 .. 2023 ..... D1 Nationals**

**10,000-Meter**

1. **Yasna Petrova ..... 32:36.97 .. 2024 .....Stanford Invitational**
2. Carlota Rodes ..... 33:16.70... 2024 ..... Stanford Invitational
3. **Yasna Petrova ..... 33:25.21.. 2023 .....Stanford Invitational**
4. **Yasna Petrova ..... 33:26.56 .. 2023 .....DI West Regionals**
5. Greta Karinauskaite... 33:27.59... 2023..... Ben Brown Invite
6. Anett Somogyi ..... 34:06.91... 2019..... Stanford Invitational
7. Carlota Rodes ..... 34:09.21... 2022 ..... WAC Championships
8. **Yasna Petrova ..... 34:16.82 .. 2022 .... WAC Championships**
9. Cynthia Martin ..... 34:37.81... 2023..... Bryan Clay Invite
10. Cynthia Martin ..... 34:44.86... 2022..... Bryan Clay Invite

**3,000-Meter Steeplechase**

1. Greta Karinauskaite.....9:26.88... 2023..... 2023 West Regionals
2. Greta Karinauskaite.....9:30.85... 2023..... 2023 Nationals
3. Greta Karinauskaite.....9:35.56... 2024..... 2024 Nationals
4. Greta Karinauskaite.....9:37.31... 2024 .... Bryan Clay Invitational
5. Greta Karinauskaite.....9:40.22... 2024..... 2024 West Regionals
6. Greta Karinauskaite..... 9:40.87... 2023..... 2023 Nationals
7. Greta Karinauskaite .... 9:46.72... 2023..... Bryan Clay Invitational
8. Greta Karinauskaite..... 9:50.11... 2024..... 2024 Nationals
9. Greta Karinauskaite..... 9:51.43... 2022..... West Coast Relays
10. Greta Karinauskaite ..9:52.28... 2022..... Fresno State Invite

## MEN'S OUTDOOR TRACK DISTANCE TOP-10 LISTS

**INDIVIDUALS****800-Meter**

1. Milton Browne .....	1:47.03	1999	.....	CAC Champs
2. Ricardo Etheridge .....	1:47.55	2000	.....	
3. Nate Browne .....	1:50.28	2000	.....	
4. Chase Williams .....	1:51.75	2013	.....	
5. James Adams .....	1:52.20	2000	.....	
6. Mike Alukunyang .....	1:52.86	2018	.....	
7. Abdel El-Hajjami .....	1:52.87	2015	.....	
8. Dennis Messmer .....	1:53.14	2016	.....	
9. Simon Bedard .....	1:53.22	2018	.....	
10. Giedrius Valincius .....	1:53.43	2022	.....	WAC Championships

**1,500-Meter**

1. Valentin Soca .....	3:44.05	2023	.....	WAC Championships
2. Giedrius Valincius .....	3:42.82	2022	.....	Bryan Clay Invite
3. Matias Reynaga .....	3:43.00	2023	.....	WAC Championships
4. Kris Bowditch .....	3:43.04	1999	.....	Twilight Distance Classic
5. Ricardo Etheridge .....	3:43.92	1999	.....	
6. Florian Le Pallec .....	3:44.50	2022	.....	West Coast Relays
7. Simon Bedard .....	3:46.37	2018	.....	
8. James Adams .....	3:46.62	2002	.....	
9. Arturs Medveds .....	3:46.64	2023	.....	WAC Championships
10. Anthony Lozano .....	3:48.06	2016	.....	

**3,000-Meter**

1. Florian Le Pallec .....	8:03.18	2022	.....	RCC Invite
2. Giedrius Valincius .....	8:06.91	2022	.....	RCC Invite
3. Ivo Balabanov .....	8:09.11	2022	.....	RCC Invite
4. Rikus Van Niekerk .....	8:14.60	2022	.....	RCC Invite
5. Dylan Van Der Hock .....	8:16.42	2022	.....	RCC Invite
6. Massimiliano Berti .....	8:18.59	2022	.....	RCC Invite
7. Ivo Balabanov .....	8:21.15	2020	.....	
8. Arturs Medveds .....	8:21.47	2022	.....	RCC Invite
9. McMarshall Hartzenberg .....	8:22.28	2018	.....	
10. Zlatko Kozuhar .....	8:23.13	2022	.....	RCC Invite

**5,000-Meter**

1. Valentin Soca .....	13:30.68	2023	.....	Bryan Clay Invite
2. Florian Le Pallec .....	13:41.75	2022	.....	The Sound Meet
3. Matias Reynaga .....	13:44.58	2023	.....	Stanford Invite
4. Giedrius Valincius .....	13:46.77	2023	.....	Bryan Clay Invite
5. Christian Ricketts .....	13:47.43	2023	.....	Bryan Clay Invite
6. Said Mechaal .....	13:48.68	2022	.....	Fresno State Invite
7. Kris Bowditch .....	13:48.75	1999	.....	Mt. SAC Relays
8. Pedro Marin .....	13:53.25	2024	.....	Bryan Clay Invite
9. Joaquin Campos .....	13:56.34	2024	.....	Bryan Clay Invite
10. Ivo Balabanov .....	13:56.55	2022	.....	West Coast Relays

**10,000-Meter**

1. Valentin Soca .....	28:14.96	2024	.....	Stanford Invite
2. Matias Reynaga .....	28:42.88	2024	.....	Stanford Invite
3. Ivo Balabanov* .....	28:43.33	2020	.....	The Track Meet
4. Christian Ricketts .....	28:43.64	2023	.....	Ben Brown Invite
5. Arturs Medveds .....	28:45.67	2023	.....	DI West Regionals
6. Said Mechaal .....	28:45.98	2022	.....	Mt. SAC Relays
7. Florian Le Pallec .....	29:21.06	2021	.....	West Coast Relays
8. Giedrius Valincius .....	29:15.04	2023	.....	Ben Brown Invite
9. Roman Zozulia .....	29:18.04	2023	.....	Ben Brown Invite
10. Gabriel Hernandez .....	29:22.07	2002	.....	

**3,000-Meter Steeplechase**

1. Ivo Balabanov .....	8:39.55	2022	.....	WAC Championships
2. Valentin Robert .....	8:49.85	2017	.....	NCAA D-II Champs
3. Abdel El-Hajjami .....	8:51.66	2015	.....	
4. Giedrius Valincius .....	8:58.68	2023	.....	WAC Championships
5. Pierre-Louis Detourbe .....	9:00.09	2018	.....	
6. Gray Mavhera .....	9:01.44	1997	.....	
7. Ricardo Godoy .....	9:03.17	2001	.....	
8. Duncan Perillat .....	9:08.68	2017	.....	
9. Gabriel Hernandez .....	9:15.37	2001	.....	
10. Sergio Rodriguez .....	9:17.52	2014	.....	

**TIMES****800-Meter**

1. Milton Browne .....	1:47.03	1999	.....	CAC Champs
2. Ricardo Etheridge .....	1:47.55	2000	.....	
3. Nate Browne .....	1:50.28	2000	.....	
4. Chase Williams .....	1:51.75	2013	.....	
5. Chase Williams .....	1:51.90	2011	.....	
6. Chase Williams .....	1:51.96	2013	.....	
7. James Adams .....	1:52.20	2000	.....	
8. Chase Williams .....	1:52.31	2013	.....	
9. Chase Williams .....	1:52.52	2013	.....	
10. Chase Williams .....	1:52.62	2013	.....	

**1,500-Meter**

1. Valentin Soca .....	3:42.09	2023	.....	2023 WAC Champs
2. Giedrius Valincius .....	3:42.82	2022	.....	Bryan Clay Invite
3. Matias Reynaga .....	3:43.00	2023	.....	2023 WAC Champs
4. Kris Bowditch .....	3:43.04	1999	.....	Twilight Distance Classic
5. Matias Reynaga .....	3:43.67	2024	.....	2024 WAC Champs
6. Ricardo Etheridge .....	3:43.92	1999	.....	
7. Valentin Soca .....	3:44.03	2023	.....	2023 WAC Champs
8. Valentin Soca .....	3:44.34	2024	.....	2024 WAC Champs
8. Florian Le Pallec .....	3:44.50	2022	.....	West Coast Relays
9. Florian Le Pallec .....	3:45.43	2022	.....	Fresno State Invite

**3,000-Meter**

1. Florian Le Pallec .....	8:03.18	2022	.....	RCC Invite
2. Giedrius Valincius .....	8:06.91	2022	.....	RCC Invite
3. Ivo Balabanov .....	8:09.11	2022	.....	RCC Invite
4. Rikus Van Niekerk .....	8:14.60	2022	.....	RCC Invite
5. Dylan Van Der Hock .....	8:16.42	2022	.....	RCC Invite
6. Massimiliano Berti .....	8:18.59	2022	.....	RCC Invite
7. Ivo Balabanov .....	8:21.15	2020	.....	
8. Arturs Medveds .....	8:21.47	2022	.....	RCC Invite
9. McMarshall Hartzenberg .....	8:22.28	2018	.....	
10. Zlatko Kozuhar .....	8:23.13	2022	.....	RCC Invite

**5,000-Meter**

1. Valentin Soca .....	13:30.68	2023	.....	Bryan Clay Invite
2. Florian Le Pallec .....	13:41.75	2022	.....	The Sound Meet
3. Matias Reynaga .....	13:44.58	2023	.....	Stanford Invite
4. Florian Le Pallec .....	13:46.32	2022	.....	Mt. SAC Relays
5. Giedrius Valincius .....	13:46.77	2023	.....	Bryan Clay Invite
6. Valentin Soca .....	13:47.22	2023	.....	DI West Regionals
7. Christian Ricketts .....	13:47.43	2023	.....	Bryan Clay Invite
8. Matias Reynaga .....	13:48.10	2024	.....	Steve Scott Invite
9. Matias Reynaga .....	13:48.56	2023	.....	DI West Regionals
10. Said Mechaal .....	13:48.68	2022	.....	Fresno State Invite

**10,000-Meter**

1. Valentin Soca .....	28:14.96	2024	.....	Stanford Invite
2. Valentin Soca .....	28:34.34	2023	.....	Stanford Invite
3. Ivo Balabanov* .....	28:43.33	2020	.....	The Track Meet
4. Christian Ricketts .....	28:43.64	2023	.....	Ben Brown Invite
5. Arturs Medveds .....	28:45.67	2023	.....	DI West Regionals
6. Valentin Soca .....	28:45.77	2023	.....	DI West Regionals
7. Said Mechaal .....	28:45.98	2022	.....	Mt. SAC Relays
8. Matias Reynaga .....	28:49.53	2023	.....	Ben Brown Invite
9. Matias Reynaga .....	28:51.51	2023	.....	Steve Scott Invite
10. Arturs Medveds .....	28:53.29	2023	.....	Stanford Invite

**3,000-Meter Steeplechase**

1. Ivo Balabanov .....	8:39.55	2022	.....	WAC Championships
2. Valentin Robert .....	8:49.85	2017	.....	NCAA D-II Champs
3. Valentin Robert .....	8:50.89	2016	.....	
4. Abdel El-Hajjami .....	8:51.66	2015	.....	
5. Valentin Robert .....	8:53.75	2016	.....	
6. Valentin Robert .....	8:57.21	2017	.....	
7. Giedrius Valincius .....	8:58.68	2023	.....	WAC Championships
8. Valentin Robert .....	8:58.94	2016	.....	
9. Valentin Robert .....	8:59.44	2015	.....	
10. Valentin Robert .....	9:00.04	2015	.....	

## NATIONAL CHAMPIONSHIP HISTORY (NCAA &amp; NCCAA ERA)

MEN

## INDIVIDUAL NCAA DIVISION I ALL-AMERICANS (1)

2024 (1)

Place	Event	Individual	Time
16th	10,000M	Valentin Soca	28:54.67

Team Finish: N/A

## INDIVIDUAL NCAA DIVISION II ALL-AMERICANS (5)

2018 (2)

Place	Event	Individual	Time
6th	1,500m	Simon Bedard	3:46.65
6th	3,000m SC	Pierre-Louis Detourbe	9:00.09

2017 (1)

3rd	3,000m SC	Valentin Robert	8:49.85
-----	-----------	-----------------	---------

2016 (1)

5th	3,000m SC	Valentin Robert	8:58.94
-----	-----------	-----------------	---------

2015 (1)

10th	3,000m SC	Valentin Robert	9:05.24
------	-----------	-----------------	---------

## INDIVIDUAL NCCAA CHAMPIONS (4)

Outdoor

2013 (1)	3,000m SC	Trevor Henson	9:27.95
----------	-----------	---------------	---------

2012 (2)	800m	Chase Williams	1:53.01
	3,000m SC	Sergio Rodriguez	9:27.80

Indoor

2012 (1)	800m	Chase Williams	1:55.30
----------	------	----------------	---------

## RELAY NCCAA CHAMPIONS (1)

Indoor

2012 (1)	Distance Medley Relay		10:18.32
		Madrid, Cline, Williams, Moore	

## INDIVIDUAL NCCAA ALL-AMERICANS (6)

Outdoor

2013 (2)

Place	Event	Individual	Time
1st	3,000m SC	Trevor Henson	9:27.95
2nd	800m	Chase Williams	1:54.04

2012 (1)

2nd	5,000m	Mitchell Moore	14:59.35
-----	--------	----------------	----------

Indoor

2012 (3)

1st	800m	Chase Williams	1:55.30
2nd	3,000m	Mark Langworthy	8:49.77
3rd	5,000m	Mitchell Moore	15:22.85

WOMEN

## INDIVIDUAL NCAA DIVISION I ALL-AMERICANS (2)

2024 (1)

Place	Event	Individual	Time
4th	3,000M SC	Greta Karinauskaite	9:35.56

Team Finish: 40th- 5pts

2023 (2)

Place	Event	Individual	Time
2nd	3,000M SC	Greta Karinauskaite	9:30.85
20th	5,000M	Yasna Petrova	16:16.09

Team Finish: 35th- 8pts

## INDIVIDUAL NCAA DIVISION II ALL-AMERICANS (7)

2018 (1)

Place	Event	Individual	Time
4th	5,000m	Emeline Delanis	16:39.58

2017 (4)

5th	1,500m	Berence Cleyet-Merle	4:21.88
8th	800m	Berence Cleyet-Merle	2:09.69
9th	3,000m SC	Anett Somogyi	10:27.11
9th	5,000m	Emeline Delanis	16:41.59

2016 (1)

3rd	1,500m	Berence Cleyet-Merle	4:23.87
-----	--------	----------------------	---------

2015 (1)

7th	1,500m	Veronica Hall	4:26.36
-----	--------	---------------	---------

## INDIVIDUAL NCCAA CHAMPIONS (1)

Outdoor

2012 (1)	800m	Ashlee Cervantes	2:12.25
----------	------	------------------	---------

## INDIVIDUAL NCCAA ALL-AMERICANS (5)

Outdoor

2013 (2)

Place	Event	Individual	Time
2nd	3,000m SC	Naomi Van Setten	11:11.24
2nd	10,000m	Jennifer Mallen	36:51.25

2012 (1)

1st	800m	Ashlee Cervantes	2:12.25
2nd	10,000m	Jacquie Lutz	37:50.02

Indoor

2012 (1)

3rd	5,000m	Jacquie Lutz	18:30.21
-----	--------	--------------	----------

## INDIVIDUAL NCCAA ALL-AMERICANS (1)

Indoor

2012 (1)

Place	Event	Individual	Time
2nd	Distance Medley Relay		12:41.92
		Naomi Van Setten, Alexandra Vukov, Reeder, Cervantes	

NCAA DI West Regionals (2023-Present)

MEN

2024

Place	Event	Individual	Time
30th	5000M	Valentin Soca	14:26.74
12th	10000M	Valentin Soca	28:58.67
15th	5000M	Matias Reynaga	14:04.68
42nd	10000M	Matias Reynaga	30:55.63

2023

Place	Event	Individual	Time
18th	5000M	Valentin Soca	13:47.22
17th	10000M	Valentin Soca	28:45.77
19th	5000M	Matias Reynaga	13:48.56
31st	10000M	Matias Reynaga	29:22.20
16th	10000M	Arturs Medveds	28:45.67
30th	5000M	Giedrius Valincius	14:02.71

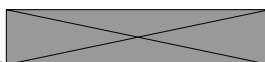
WOMEN

2024


Place	Event	Individual	Time
1st	3000M SC	Greta Karinauskaite	9:40.22
37th	5000M	Yasna Petrova	17:07.17
42nd	10000M	Yasna Petrova	36:33.09

2023

Place	Event	Individual	Time
1st	3000M SC	Greta Karinauskaite	9:26.88
11th	5000M	Yasna Petrova	15:45.14
21st	10000M	Yasna Petrova	33:26.56



# 1999 MEN'S INDOOR TRACK AND FIELD NATIONAL CHAMPIONS



**Ricky Etheridge was named Men's Outstanding Performer after winning the mile run.**

## Team Results

<b>California Baptist</b>	<b>87 pts</b>
Lindenwood (Mo.)	72 pts
Taylor (Ind.)	56 pts
Life (Ga.)	52 pts
Azusa Pacific	52 pts
McKendree (Ill.)	45 pts
Oklahoma Baptist	31 pts
Western Oregon	26 pts
Doane (Neb.)	26 pts
Cumberland (Ky.)	24 pts
Findlay (Ohio)	19 pts
MidAmerica Nazarene (Kan.)	18 pts
Siena Heights (Mich.)	14 pts
Nebraska Wesleyan	13 pts
Malone (Ohio)	12 pts
Mary (N.D.)	12 pts
Hastings (Neb.)	10 pts
Langston (Okla.)	9 pts
Oklahoma Christian	8 pts
Mount Marty (S.D.)	6 pts
Dakota State (S.D.)	6 pts
Wisconsin Parkside	4 pts
Missouri Valley	3 pts
Simon Fraser (B.C.)	2 pts
Berea (Ky.)	2 pts
Minot State (N.D.)	2 pts
Sioux Falls (S.D.)	1 pt
Northwestern (Iowa)	1 pt
Graceland (Iowa)	1 pt
Cedarville (Ohio)	0.5 pt

NATIONAL CHAMPIONSHIP HISTORY (NAIA ERA)

1996

**Indoor**

Champions	Event	Mark
Gray Mavhera	3000m	8:27.79
Gray Mavhera	5000m	14:16.58

**All-Americans**

Jimmy Devine	Long Jump	24' 4 1/4" (5th)
Walter Russell	Triple Jump	46' 8 1/4" (5th)
Nathan Browne	600m	1:21.88 (6th)

Men's Finish - 7th (25 points)

**Outdoor**

Champions	Event	Mark
Gray Mavhera	5000m	14:25.73

**All-Americans**

Jimmy Devine	Triple Jump	48' 2 3/4" (2nd)
Robert Degnan	Hammer	182' 5" (3rd)
Walter Russell	Triple Jump	47' 10 1/2" (4th)
Jimmy Devine	Long Jump	23' 5 1/4" (6th)

Men's Finish - 6th (35 points)

1997

**Indoor**

Champions	Event	Mark
Jimmy Devine	Long Jump	25' 4 1/2"
Eric Campbell	Triple Jump	52' 1 3/4"

**All-Americans**

Jayson Duff	Long Jump	25' 2 1/2" (2nd)
Craig Howard	55H	7.58 (3rd)
Aric Juarez	Pole Vault	15' 8" (3rd)
Eric Boykin	Long Jump	24' 4 1/4" (3rd)
Nathan Browne	600m	1:20.56 (4th)
Eric Boykin	Triple Jump	49' 6 1/2" (4th)
Milton Browne	800m	1:53.83 (5th)

Men's Finish - 2nd (56 points)

**Outdoor**

Champions	Event	Mark
Eric Boykin	Long Jump	24' 10"

**All-Americans**

Jimmy Devine	Long Jump	24' 5" (2nd)
Jayson Duff	Long Jump	24' 1 3/4" (3rd)
Eric Campbell	Triple Jump	50' 2 1/2" (3rd)
Gray Mavhera	3000m SC	9:01.44 (5th)
Robert Degnan	Hammer	180' 1" (6th)

Men's Finish - 3rd (41 points)

1998

**Indoor**

Champions	Event	Mark
Browne, Smart, Etheridge, Browne	4x800m	7:32.93
Smart, Browne, Browne, Etheridge	DMR	9:56.48
Jason Howard	High Jump	7' 4 1/4"
Eric Campbell	Triple Jump	49' 6 1/4"

**All-Americans**

Jason Howard	Triple Jump	48' 3 1/4" (4th)
Jimmy Devine	200m	22.27 (5th)
Howard, Moss, Browne, Browne	4x400m	3:19.14 (5th)
Jimmy Devine	Triple Jump	47' 6 1/2" (6th)
Robert Degnan	Weight Throw	54' 11 1/4" (6th)

Men's Finish - 4th (50 points)

**Outdoor**

All-Americans	Event	Mark
Jimmy Devine	Long Jump	24' 4" (2nd)

Men's Finish - 33rd (8 points)

1999

**Indoor**

Champions	Event	Mark
Ricky Etheridge	Mile	4:05.42
Browne, Adams, Etheridge, Browne	4x800m	7:31.55
Kris Bowditch	3000m	8:15.78
Etheridge, Browne, Browne, Bowditch	DMR	10:00.42
Jimmy Devine	Long Jump	24' 9 3/4"
Eric Boykin	Triple Jump	51' 3 3/4"

**All-Americans**

Nathan Browne	800m	1:54.24 (2nd)
Kris Bowditch	Mile	4:06.20 (2nd)
Ricky Etheridge	1000m	2:28.61 (3rd)
Ndukwe, Joos, Evans, Leonhardt	4x800m	9:27.09 (3rd)
James Adams	1000m	2:29.13 (4th)
Craddick, Ndukwe, Evans, Leonhardt	DMR	12:25.22 (5th)
Jimmy Devine	Triple Jump	48' 4 3/4" (6th)

Women's Finish - 20th (8 points)

Men's Finish - 1st (87 points)

**Outdoor**

Champions	Event	Mark
Adams, Valenzuela, Browne, Etheridge	4x800m	7:29.85
Evans, Joos, Ndukwe, Leonhardt	4x800m	9:10.94
Jimmy Devine	Long Jump	24' 10"

**All-Americans**

Kris Bowditch	1500m	3:46.47 (2nd)
Eric Boykin	Long Jump	28' 8 1/4" (2nd)
Eric Boykin	Triple Jump	50' (2nd)
Grace Smart	400m	55.58 (4th)
Eric Boykin	100m	10.67 (5th)
Milton Browne	800m	1:50.07 (5th)
Royal, Ross, Boykin, Jackson	4x100m	41.50 (6th)

Women's Finish - 22nd (15 points)

Men's Finish - 7th (56 points)

## NAIA-ERA CHAMPIONSHIP HISTORY

2000

**Indoor**

<b>All-Americans</b>	<b>Event</b>	<b>Mark</b>
James Adams	Mile	4:12.08 (2nd)
Grace Smart	400m	56.12 (4th)
Ricardo Valenzuela	1000m	2:30.80 (4th)
Wardell, Valenzuela, Adams, Etheridge	4x800m	7:43.07 (4th)
Ricky Etheridge	800m	1:53.21 (5th)
Halverson, Ndukwe, Joos, Leonhardt	4x800m	9:21.71 (5th)
Valenzuela, Shirley, Adams, Etheridge	DMR	10:13.49 (5th)
Lorita Leonhardt	800m	2:18.78 (6th)

Women's Finish - 30th (4 points)

Men's Finish - 16th (20 points)

**Outdoor**

<b>All-Americans</b>	<b>Event</b>	<b>Mark</b>
Halverson, Ndukwe, Joos, Leonhardt	4x400m	9:08.26 (2nd)
Nathan Browne	800m	1:51.82 (4th)

Women's Finish - 19th (11 points)

Men's Finish - 44th (5 points)

2001

**Indoor**

<b>Champions</b>	<b>Event</b>	<b>Mark</b>
Ricky Etheridge	Mile	4:08.25
Wardell, Moreno, Romero, Etheridge	4x800m	7:35.36

**All-Americans**

Romero, Moreno, Wardell, Etheridge	DMR	10:02.72 (3rd)
Gabriel Hernandez	5000m	14:54 (3rd)
Ricardo Godoy	5000m	15:08 (6th)

Men's Finish - 4th (33 points)

**Outdoor**

<b>All-Americans</b>	<b>Event</b>	<b>Mark</b>
Ricky Etheridge	800m	1:50.07 (3rd)
Ricky Etheridge	1500m	3:49.17 (3rd)
Ricardo Godoy	3000m SC	9:03.78 (4th)
Romero, Moreno, Shirley, Wardell	4x800m	7:35.17 (6th)
Gabriel Hernandez	5000m	14:25.81 (6th)
Crystal Ricardez	10000m	38:10.07 (6th)

Women's Finish - T25th (4points)

Men's Finish - 8th (23 points)

2002

**Indoor**

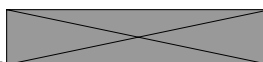
<b>All-Americans</b>	<b>Event</b>	<b>Mark</b>
Angel Romero	800m	1:54.27 (2nd)
Gabriel Hernandez	5000m	14:27.14 (2nd)
Romero, Moreno, Wardell, Adams	4x800m	7:34.27 (2nd)
Tawny Halverson	800m	2:17.86 (3rd)
James Adams	Mile	4:11.87 (6th)

Men's Finish - 9th (25 points)

**Outdoor**

<b>All-Americans</b>	<b>Event</b>	<b>Mark</b>
Jones, Moreno, Herr, Adams	4x800	7:43.42 (2nd)
Gabriel Hernandez	10000m	29:22.07 (3rd)
James Adams	1500m	3:58.45 (4th)
Gabriel Hernandez	5000m	15:01.28 (4th)

Men's Finish - 12th (24 points)



CONFERENCE CHAMPIONSHIP HISTORY (WAC ERA)

MEN

**INDIVIDUAL WAC CHAMPIONS (8)**

2024 (1)	1,500m	.....	<b>Matias Reynaga</b>	.....	3:43.67
2023 (1)	1,500m	.....	<b>Valentin Soca</b>	.....	3:42.09
2022 (3)	5,000m	.....	Florian Le Pallec	.....	14:00.55
	3,000m SC	.....	Ivo Balabanov	.....	8:39.55
	10,000m	.....	Florian Le Pallec	.....	30:56.85
2021 (2)	10,000m	.....	Ivo Balabanov	.....	30:41.78
	3,000m SC	.....	Giedrius Valincius	.....	9:18.52
2019 (1)	10,000m	.....	Simon Bedard	.....	31:07.18

**INDIVIDUAL ALL-WAC FIRST-TEAM FINISHES (15)**

**2024 (1)**

Place	Event	.....	Individual	.....	Time
2nd	1,500m	.....	<b>Valentin Soca</b>	.....	3:44.34

**2023 (2)**

Place	Event	.....	Individual	.....	Time
2nd	1,500m	.....	<b>Matias Reynaga</b>	.....	3:43.00
3rd	3,000m SC	.....	Giedrius Valincius	.....	8:58.68

**2022 (9)**

Place	Event	.....	Individual	.....	Time
2nd	1,500m	.....	Giedrius Valincius	.....	3:48.59
2nd	5,000m	.....	Ivo Balabanov	.....	14:13.92
2nd	10,000m	.....	<b>Matias Reynaga</b>	.....	31:02.24
3rd	1,500m	.....	Rikus Van Niekerk	.....	3:49.16
3rd	5,000m	.....	Arturs Medveds	.....	14:15.46
3rd	10,000m	.....	Roman Zozulia	.....	31:04.61
4th	1,500m	.....	Said Mechaal	.....	3:50.10
4th	5,000m	.....	<b>Matias Reynaga</b>	.....	14:19.76
4th	10,000m	.....	Arturs Medveds	.....	31:08.66

**2021 (2)**

Place	Event	.....	Individual	.....	Time
2nd	1,500m	.....	Florian Le Pallec	.....	3:52.52
	5,000m	.....	Florian Le Pallec	.....	14:22.60

**2019 (1)**

Place	Event	.....	Individual	.....	Time
3rd	1,500m	.....	Timothy Legemet	.....	3:55.55

**INDIVIDUAL ALL-WAC SECOND-TEAM FINISHES (9)**

**2023 (2)**

Place	Event	.....	Individual	.....	Time
6th	10,000m	.....	Tyler Tickner	.....	32:33.67
5th	1,500m	.....	Arturs Medveds	.....	3:46.64

**2022 (2)**

Place	Event	.....	Individual	.....	Time
6th	10,000m	.....	Luis Chavez	.....	31:11.77
7th	5,000m	.....	Luis Chavez	.....	14:34.10

**2021 (4)**

Place	Event	.....	Individual	.....	Time
4th	3,000m SC	.....	<b>Arturs Medveds</b>	.....	9:31.27
4th	5,000m	.....	Manuel Peris Bruno	.....	14:33.61
5th	10,000m	.....	Manuel Peris Bruno	.....	31:23.42
6th	10,000m	.....	McMarshal Hartzenberg	.....	31:30.89

**2019 (3)**

Place	Event	.....	Individual	.....	Time
5th	5,000m	.....	Timothy Legemet	.....	15:26.36
6th	5,000m	.....	Simon Bedard	.....	15:32.55
6th	10,000m	.....	McMarshal Hartzenberg	.....	32:28.86

**WAC TEAM FINISHES**

2024	9th of 10	.....	18 points
2023	9th of 11	.....	31 points
2022	5th of 11	.....	92 points
2021	5th of 7	.....	61 points
2020	N/A	.....	
2019	7th of 8	.....	27 points

WOMEN

**INDIVIDUAL WAC CHAMPIONS (6)**

2024 (1)	3000m SC	.....	Greta Karinauskaite	.....	9:57.29
2023 (2)	1,500m	.....	Maelle Porcher	.....	4:20.36
	3,000m SC	.....	Greta Karinauskaite	.....	9:35.55
2022 (1)	3,000m SC	.....	Greta Karinauskaite	.....	9:58.41
2021 (1)	1500m	.....	Elin Brink	.....	4:28.65
2019 (1)	3,000m SC	.....	Emilie Renaud	.....	10:58.40

**INDIVIDUAL ALL-WAC FIRST-TEAM FINISHES (14)**

**2024 (2)**

Place	Event	.....	Individual	.....	Time
2nd	5,000m	.....	<b>Yasna Petrova</b>	.....	16:54.74
4th	800m	.....	<b>Lamiae Mamouni</b>	.....	2:13.37

**2023 (2)**

Place	Event	.....	Individual	.....	Time
2nd	5,000m	.....	<b>Yasna Petrova</b>	.....	16:25.45
3rd	800m	.....	Mia Cabrera	.....	2:10.09

**2022 (4)**

Place	Event	.....	Individual	.....	Time
2nd	1,500m	.....	Anneken Viljoen	.....	4:23.31
2nd	5,000m	.....	Greta Karinauskaite	.....	16:17.60
3rd	800m	.....	Anneken Viljoen	.....	2:08.30
4th	3,000m SC	.....	Karin Gosek	.....	10:26.60

**2021 (4)**

Place	Event	.....	Individual	.....	Time
2nd	3,000m SC	.....	Greta Karinauskaite	.....	10:25.82
2nd	800m	.....	Anneken Viljoen	.....	2:13.14
2nd	5,000m	.....	Greta Karinauskaite	.....	16:53.34
3rd	10,000m	.....	Anna Mate	.....	37:01.42

**2019 (2)**

Place	Event	.....	Individual	.....	Time
3rd	3,000m SC	.....	Linda Palumbo	.....	11:09.25
3rd	10,000m	.....	Anett Somogyi	.....	36:45.47

**INDIVIDUAL ALL-WAC SECOND-TEAM FINISHES (17)**

**2023 (5)**

Place	Event	.....	Individual	.....	Time
5th	1,500m	.....	Mia Cabrera	.....	4:30.36
4th	3,000m SC	.....	Emilia Mikszuta	.....	10:35.86
7th	5,000m	.....	Marina Trave	.....	16:48.56
8th	5,000m	.....	Marina Trave	.....	36:35.65
7th	10,000m	.....	Sylvia De La Pena	.....	36:30.53

**2022 (6)**

Place	Event	.....	Individual	.....	Time
5th	800m	.....	Mia Cabrera	.....	2:12.11
5th	10,000m	.....	Carlota Rodes	.....	34:09.21
6th	3,000m SC	.....	Emilia Mikszuta	.....	10:30.97
7th	5000m	.....	<b>Yasna Petrova</b>	.....	16:33.05
7th	10,000m	.....	<b>Yasna Petrova</b>	.....	34:16.82
8th	5000m	.....	Carlota Rodes	.....	16:40.85

**2021 (4)**

Place	Event	.....	Individual	.....	Time
4th	3,000m SC	.....	Karin Gosek	.....	10:43.50
5th	3,000m SC	.....	Emilia Mikszuta	.....	11:06.05
6th	1500m	.....	Anneken Viljoen	.....	4:42.35
6th	5,000m	.....	Anna Mate	.....	17:11.86

**2019 (2)**

Place	Event	.....	Individual	.....	Time
4th	10,000m	.....	Anna Mate	.....	36:45.85
5th	5,000m	.....	Anett Somogyi	.....	18:11.76

**WAC TEAM FINISHES**

2024	9th of 11	.....	23 points
2023	10th of 13	.....	48 points
2022	8th of 13	.....	53 points
2021	5th of 9	.....	60 points
2020	N/A	.....	
2019	6th of 8	.....	33 points

## CONFERENCE CHAMPIONSHIP HISTORY (PACWEST ERA)

**MEN****INDIVIDUAL PACWEST CHAMPIONS (6)**

2018 (1)	1,500m .....	Simon Bedard .....	4:03.92
2017	5,000m .....	Michael Lowrie .....	14:59.37
(2)	10,000m .....	Jayden Emerson .....	31:13.32
2016 (1)	3,000m SC .....	Duncan Perillat .....	9:25.19
2014 (1)	10,000m .....	Taylor Guske .....	33:08.33
2013 (1)	800m .....	Chase Williams .....	1:52.62

**INDIVIDUAL ALL-PACWEST FINISHES (20)****2018 (6)**

<b>Place</b>	<b>Event .....</b>	<b>Individual.....</b>	<b>Time</b>
2nd	800m .....	Mike Alukunyang .....	1:53.22
2nd	1,500m .....	McMarshal Hartzenberg .....	4:04.16
2nd	3,000m SC .....	Pierre-Louis Detourbe .....	9:29.44
2nd	5,000m .....	McMarshal Hartzenberg .....	14:51.71
3rd	800m .....	Simon Bedard .....	1:53.22
3rd	3,000m SC .....	Dennis Messmer .....	9:49.81

**2017 (2)**

2nd	3,000m SC .....	Duncan Perillat .....	9:08.68
3rd	1,500m .....	Valentin Robert .....	3:52.17

**2016 (3)**

2nd	5,000m .....	Valentin Robert .....	14:55.24
3rd	1,500m .....	Anthony Lozano .....	3:53.05
3rd	3,000m SC .....	Ken Kipkorir .....	9:40.11

**2014 (3)**

2nd	10,000m .....	Jeremiah Gotts .....	33:47.95
3rd	3,000m SC .....	Garrett Williams .....	10:05.69
3rd	5,000m .....	Taylor Guske .....	15:31.11

**2013 (6)**

2nd	1,500m .....	Lucas Graham .....	3:53.38
2nd	3,000m SC .....	Trevor Henson .....	9:27.60
2nd	5,000m .....	Talal Khan .....	15:16.44
3rd	3,000m SC .....	Victor Delgado .....	9:46.97
3rd	5,000m .....	Mark Langworthy .....	15:21.56
3rd	10,000m .....	Bryton Reim .....	33:22.59

**PACWEST TEAM FINISHES**

2018	5th of ? .....	80 points
2017	5th of ? .....	46 points
2016	4th of ? .....	48 points
2015	N/A .....	
2014	4th of ? .....	58 points
2013	4th of ? .....	69 points

**WOMEN****INDIVIDUAL PACWEST CHAMPIONS (11)**

2018	3,000m SC .....	Emeline Delanis .....	10:40.45
(2)	5,000m .....	Emeline Delanis .....	16:56.30
2017	1,500m .....	Berenice Cleyet Merle .....	4:27.31
(3)	3,000m SC .....	Emeline Delanis .....	10:42.71
	5,000m .....	Anett Somogyi .....	17:09.75
2016	800m .....	Berenice Cleyet Merle .....	2:09.32
(2)	1,500m .....	Veronica Hall .....	4:28.70
2014	3,000m SC .....	Naomi Van Setten .....	11:43.63
(2)	5,000m .....	Caroline Barkechir .....	18:07.62
	10,000m .....	Caroline Barkechir .....	38:12.93
2013	3,000m SC .....	Naomi Van Setten .....	10:57.09
(2)	5,000m .....	Jennifer Mallen .....	17:53.43

**INDIVIDUAL ALL-PACWEST FINISHES (13)****2018 (3)**

<b>Place</b>	<b>Event .....</b>	<b>Individual.....</b>	<b>Time</b>
2nd	800m .....	Alicia Williams .....	2:16.09
3rd	800m .....	Berenice Cleyet-Merle .....	2:16.41
3rd	5,000m .....	Anett Somogyi .....	17:33.10

**2017 (3)**

2nd	3,000m SC .....	Katie Deimling .....	10:46.32
3rd	3,000m SC .....	Claire Rainey .....	10:57.27
3rd	10,000m .....	Micaela Pulliam .....	38:20.02

**2016 (3)**

2nd	3,000m SC .....	Katie Deimling .....	10:55.88
2nd	10,000m .....	Alana Enabnit .....	38:14.78
3rd	3,000m SC .....	Claire Rainey .....	11:06.44

**2014 (2)**

2nd	800m .....	Alexandra Vukov .....	2:16.77
3rd	3,000m SC .....	Bethany Bilton .....	12:38.87

**2013 (2)**

2nd	10,000m .....	Jacquie Lutz .....	38:34.72
3rd	5,000m .....	Jacquie Lutz .....	18:10.18

**PACWEST TEAM FINISHES**

2018	6th of ? .....	66 points
2017	5th of ? .....	65 points
2016	5th of ? .....	66 points
2015	N/A .....	
2014	5th of ? .....	73 points
2013	5th of ? .....	61 points

## CONFERENCE CHAMPIONSHIP HISTORY (GSAC ERA)

1996

**GSAC Championships**

Champions	Event	Mark
Russell, Royal, Moss, Devine	4x100	41.60
Gray Mavhera	3000m SC	9:27.45
Gray Mavhera	5000m	14:47.35
Gray Mavhera	10000m	31:22.9
Jimmy Devine	Long Jump	24' 7 1/4"

**All-Conference**

Kenneth Royal	400m H	55.13 (2nd)
Aaron Berhow	High Jump	6' 10 1/4" (2nd)
Aric Juarez	Pole Vault	14' 7 1/4" (2nd)
Walter Russell	Long Jump	23' 8 3/4" (2nd)
Kenneth Royal	110m H	15.11 (3rd)
Anne Murphy	100m H	15.79 (3rd)
Andre Moss	400m	49.64 (3rd)
Nathan Browne	800m	1:56.04 (3rd)
Moss, Lockhart, Royal, N Browne	4x400	3:19.52 (3rd)

Women's Finish - 6th (20 points)

Men's Finish - **1st** (127 points)

1997

**GSAC Championships**

Champions	Event	Mark
Milton Browne	800m	1:53.98
Howard, Elliot, Browne, Browne	4x400m	3:16.31
Gray Mavhera	3000m SC	9:38.06
Gray Mavhera	5000m	14:48.82
Gray Mavhera	10000m	32:07
Eric Boykin	Long Jump	26' 1/4"

**All-Conference**

Craig Howard	110m H	14.44 (2nd)
Milton Browne	400m	48.10 (2nd)
Turner, Hall, Parsons, Ndukwe	4x100m	49.50 (2nd)
Craig Howard	400m H	53.96 (2nd)
Nathan Browne	800m	1:54.16 (2nd)
Jimmy Devine	Long Jump	25' 2" (2nd)
Eric Boykin	Triple Jump	48' 9 1/2" (2nd)
Robert Degnan	Hammer	177' 1" (2nd)
Anne Murphy	100m H	15.66 (3rd)
Elliot, Boykin, Howard, Devine	4x100m	42.18 (3rd)
Anne Murphy	400m H	67.19 (3rd)
Aaron Berhow	High Jump	6' 8" (3rd)
Aric Juarez	Pole Vault	15' 7" (3rd)
Omar Toure	Long Jump	23' 4" (3rd)
Omar Toure	Triple Jump	46' 11 1/2" (3rd)

Women's Finish - 6th (36 points)

Men's Finish - **1st** (159 points)

1998

**GSAC Championships**

Champions	Event	Mark
Grace Smart	100m	12.47
Heather Hanchak	200m	25.23
Hanchak, Ndukwe, Hall, Smart	4x400m	3:51.73
Jimmy Devine	Long Jump	24' 5"
Jimmy Devine	Triple Jump	46' 10 1/2"
Dannielle Hargis	Hammer	140' 6"

**All-Conference**

Hanchak, Hall, Ndukwe, Smart	4x100m	49.07 (2nd)
Leonhardt, Lumel, Joos, Ndukwe	4x800m	9:36.64 (2nd)
Jason Howard	High Jump	6' 8" (2nd)
Jason Howard	Long Jump	22' 11 1/2" (2nd)
Robert Degnan	Hammer	171' 6" (2nd)
Ricardo Valenzuela	10000m	33:05.44 (3rd)

Women's Finish - 6th (73 points)

Men's Finish - 5th (68 points)

1999

**GSAC Championships**

Champions	Event	Mark
Grace Smart	100m	12.27
Grace Smart	200m	25.17
Nathan Browne	800m	1:52.37
Ricky Etheridge	1500m	3:51.10
Ndukwe, Joos, Leonhardt, Smart	4x400m	3:58.18
Evans, Joos, Ndukwe, Leonhardt	4x800m	9:18.57
Ricardo Valenzuela	5000m	15:11.79
Jayson Swigart	10000m	33:12.63
Eric Boykin	Long Jump	25' 2 1/4"
Eric Boykin	Triple Jump	49' 4 3/8"

**All-Conference**

Donny Jackson	100m	10.84 (2nd)
Boykin, Moss, Royal, Jackson	4x100m	41.73 (2nd)
Milton Browne	400m	48.26 (2nd)
Chinyere Ndukwe	800m	2:17.22 (2nd)
Browne, Boykin, Etheridge, Browne	4x400m	3:16.41 (2nd)
James Adams	1500m	3:53.02 (2nd)
Andrea Craddick	5000m	18:01.99 (2nd)
Robert Niemi	10000m	34:04.36 (2nd)
Jimmy Devine	Long Jump	24' 3 3/4" (2nd)
Jimmy Devine	Triple Jump	48' 3/4" (2nd)
Ricardo Valenzuela	1500m	3:56.95 (3rd)
Michelle Umana	3000m	10:31.39 (3rd)

Women's Finish - 4th (87 points)

Men's Finish - 3rd (137 points)

## CONFERENCE CHAMPIONSHIP HISTORY (GSAC ERA)

2000

**GSAC Championships**

<b>Champions</b>	<b>Event</b>	<b>Mark</b>
Nathan Browne	800m	1:52.48
Ricardo Valenzuela	1500m	3:55.65
Ricardo Godoy	3000m SC	9:18
Halverson, Ndukwe, Joos, Leonhardt	4x400m	9:29.30
Ricardo Valenzuela	5000m	15:17

**All-Conference**

Mindie Olson	400m	59.13 (2nd)
Lorita Leonhardt	800m	2:17.36 (2nd)
Olson, Ndukwe, Sivonen, Smart	4x400	4:02.67 (2nd)
Heidi Sivonen	800m	2:18.32 (3rd)
Lorita Leonhardt	1500m	4:46.73 (3rd)
Michelle Umana	5000m	18:23.04 (3rd)

Women's Finish - 5th (68 points)

Men's Finish - 6th (65 points)

2001

**GSAC Championships**

<b>Champions</b>	<b>Event</b>	<b>Mark</b>
Ricky Etheridge	800m	1:51.19
Francisca Flores	800m	2:19.28
Wardell, Moreno, Romero, Etheridge	4x400m	3:19.13
Ricky Etheridge	1500m	3:46.37
Ricardo Godoy	3000m SC	9:05.95
Crystal Ricardez	3000m	10:16.96
Crystal Ricardez	5000m	17:48.89
Albar Inzunza	10000m	31:00.70

**All-Conference**

Moreno, Wardell, Shirley, Romero	4x800m	7:48.09 (2nd)
Gabriel Hernandez	3000m SC	9:17.93 (2nd)
Ricardo Godoy	5000m	15:09.44 (2nd)
Angel Romero	800m	1:54.67 (3rd)
Francisca Flores	1500m	4:47.72 (3rd)
Gabriel Hernandez	5000m	15:12.34 (3rd)

Women's Finish - 7th (43 points)

Men's Finish - 4th (95 points)

2002

**GSAC Championships**

<b>Champions</b>	<b>Event</b>	<b>Mark</b>
Herr, Moreno, Wardell, Adams	4x800m	7:41.13

**All-Conference**

Tawny Halverson	800m	2:19.31 (2nd)
James Adams	1500m	3:50.72 (2nd)
Tyler Jones	800m	1:55.12 (3rd)
Gabriel Hernandez	1500m	3:56.13 (3rd)

Women's Finish - 8th (17 points)

Men's Finish - 5th (55 points)

2010

**GSAC Championships**

<b>All-Conference</b>	<b>Event</b>	<b>Mark</b>
Chris Cline	800m	1:55.32 (3rd)

Men's Finish - 9th (28 points)

2011

**GSAC Championships**

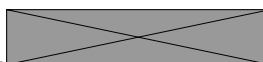
<b>Champions</b>	<b>Event</b>	<b>Mark</b>
Chase Williams	800m	1:51.90

**All-Conference**

Chris Cline	800m	1:54.76 (3rd)
-------------	------	---------------

Men's Finish - 7th (37 points)

Women's Finish - 9th (10 points)



## ATHLETIC HONORS/AWARDS

**MEN****WOMEN****USTFCCCA ALL-WEST REGION**NCAA Division II (6)

- 2018 (1) — Simon Bedard (1,500 meters)  
 2017 (1) — Valentin Robert (steeplechase)  
 2016 (2) — Abdel El-Hajjami (steeplechase)  
                   Valentin Robert (steeplechase)  
 2015 (2) — Abdel El-Hajjami (steeplechase)  
                   Valentin Robert (steeplechase)

**PACWEST TRACK ATHLETE OF THE YEAR**

- 2016 — Valentin Robert

**PACWEST TRACK FRESHMAN OF THE YEAR**

- 2018 — McMarshal Hartzenberg

**WAC OUTDOOR TRACK & FIELD ATHLETE OF THE WEEK**

- 2022 — Florian Le Pallec (3/15/22)  
 2021 — Florian Le Pallec (5/4/21)  
           Florian Le Pallec (4/20/21)  
           Giedrius Valincius (3/16/21)

**PACWEST TRACK ATHLETE OF THE WEEK**

- 2018 — McMarshal Hartzenberg (3/28/18)  
           McMarshal Hartzenberg (3/14/18)  
 2017 — Duncan Perillat (3/29/17)  
           Duncan Perillat (3/15/17)  
           William Ernst (3/1/17)  
 2016 — Valentin Robert (4/27/16)  
           Valentin Robert (4/6/16)  
           Anthony Lozano (3/30/16)

**NCAA DIVISION II WEST REGION****TRACK ATHLETE OF THE YEAR**

- 2017 — Berenice Cleyet-Merle

**USTFCCCA ALL-WEST REGION**NCAA Division II (9)

- 2018 (2) — Emeline Delanis (steeplechase & 5,000 meters)  
 2017 (5) — Berenice Cleyet-Merle (800 & 1,500 meters)  
                   Emeline Delanis (5,000 meters)  
                   Katie Robinson (10,000 meters)  
                   Anett Somogyi (steeplechase)  
 2015 (2) — Caroline Barkechir (10,00 meters)  
                   Veronica Hall (800 meters)

**PACWEST TRACK ATHLETE OF THE YEAR**

- 2017 — Berenice Cleyet-Merle  
 2016 — Berenice Cleyet-Merle

**PACWEST TRACK FRESHMAN OF THE YEAR**

- 2017 — Anett Somogyi

**NCAA DIVISION I WEST REGION****TRACK ATHLETE OF THE YEAR**

- 2023 — Greta Karinauskaite

**Joe Kearney Award Winner**

- 2024 — Greta Karinauskaite

**WAC TRACK ATHLETE OF THE YEAR**

- 2024 — Greta Karinauskaite

**WAC TRACK FRESHMAN OF THE YEAR**

- 2023 — Maelle Porcher

**WAC OUTDOOR TRACK & FIELD ATHLETE OF THE WEEK**

- 2024 — Greta Karinauskaite (4/17/24)  
           **Yasna Petrova** (4/3/24)  
 2022 — Greta Karinauskaite (5/3/22)  
           Greta Karinauskaite (4/5/22)  
 2021 — Emilie Renaud (4/6/21)  
 2019 — Anett Somogyi (4/2/19)  
           Anett Somogyi (3/12/19)

**PACWEST TRACK ATHLETE OF THE WEEK**

- 2018 — Emeline Delanis (4/25/18)  
 2017 — Katie Deimling (4/5/17)  
           Emeline Delanis (3/15/17)  
 2016 — Veronica Hall (4/27/16)  
           Berenice Cleyet-Merle (4/13/16)  
           Katie Deimling (4/6/16)  
           Veronica Hall (3/30/16)

## ACADEMIC HONORS/AWARDS

**MEN****USTFCCAA INDIVIDUAL ALL-ACADEMIC**

- 2023 — Arturs Medveds, Giedrius Valincius  
 2017 — Valentin Robert  
 2016 — Abdel El-Hajjami and Anthony Lozano  
 2015 — Taylor Guske and Abdel El-Hajjami

**USTFCCAA ALL-ACADEMIC TEAM**NCAA Division I

- 2024 — 3.385 GPA  
 2023 — 3.29 GPA  
 2022 — 3.50 GPA  
 2021 — 3.274 GPA  
 2020 — 3.24 GPA  
 2019 — 3.08 GPA

NCAA Division II

- 2017 — 3.097 GPA  
 2016 — 3.07 GPA  
 2015 — 3.15 GPA  
 2014 — 3.07 GPA

**WAC ALL-ACADEMIC**

- 2024— **Massimiliano Berti**, Lucas Colombo, Matej Hrebacka, Evan McReynolds, Roman Zozulia  
 2023— **Massimiliano Berti**, Zlatko Kozuhar, Arturs Medveds, Giedrius Valincius, Dylan Van Der Hock, Rikus Van Niekerk, Roman Zozulia  
 2022— Ivo Balabanov, Massimiliano Berti, Zlatko Kozuhar, Florian Le Pallec, Said Mechaal, Giedrius Valincius, Rikus Van Niekerk, Roman Zozulia  
 2021 — Ivo Balabanov, McMarshal Hartzenberg, Cameron Hylton, Zlatko Kozuhar, Florian Le Pallec, Giedrius Valincius, Rikus Van Niekerk  
 2020 — Ivo Balabanov, Cameron Hylton, Zlatko Kozuhar, Henrique Neves, Giedrius Valincius  
 2019 — Mike Alukunyang, Simon Bedard, Jacob Boatman, Mason Dowell, Michael Lowrie, Dennis Messmer, Jonah Ross

**PACWEST SCHOLAR-ATHLETE OF THE YEAR**

- 2015 — Abdel El-Hajjami

**PACWEST ALL-ACADEMIC**

- 2018 — Mike Alukunyang, Simon Bedard, Jacob Boatman, Michael Callaway, Elliot Choe, Allen Fletcher, Michael Lowrie, Anthony Lozano, Dennis Messmer, Jonah Ross, Nathaniel Wong, Micro Zenzen  
 2017 — David Aguilar, James Atwell, Elliot Choe, Jeremiah Gotts, Jonah Ross, Bismarck Kipkilach, Valentin Robert, Micro Zenzen  
 2016 — David Aguilar, James Atwell, Zach Beimford, Abdel El-Hajjami, Jeremiah Gotts, William Ernst, Jorge Estrada, Lucas Graham, Jonah Ross, Bismarck Kipkilach, Anthony Lozano, Valentin Robert, Micro Zenzen  
 2015 — David Aguilar, Zach Beimford, Tyler Dutchover, Jorge Estrada, Abdel El-Hajjami, Alex Gordon, Jeremiah Gotts, Taylor Guske, Bryton Reim, Daniel Swann  
 2014 — David Aguilar, Zach Beimford, Tyler Dutchover, Jorge Estrada, Matthew Fry, Jeremiah Gotts, Taylor Guske, Sergio Rodriguez, Daniel Swann, Garrett Williams  
 2013 — Zach Beimford, Chris Cline, Mark Langworthy, Mitchell Moore, Sergio Rodriguez, Daniel Swann, Garrett Williams

## ACADEMIC HONORS/AWARDS

**WOMEN****CoSIDA ACADEMIC ALL-AMERICANS**NCAA Division II

2018 — Emeline Delanis (second team)

**USTFCCA ALL-INDIVIDUAL ACADEMIC**NCAA Division I

2024 — Greta Karinauskaite, **Yasna Petrova**

2023 — Greta Karinauskaite, **Yasna Petrova**

2019 — Emilie Renaud

NCAA Division II

2017 — Kate Robinson, Katie Deimling, Alicia Williams, Emeline Delanis, Fruzsi Ladanyi, Anett Somogyi

2016 — Katie Deimling, Veronica Hall

2015 — Veronica Hall, Katie Deimling, Alicia Williams

2014 — Veronica Hall, Naomi Van Setten

**USTFCCA ALL-TEAM ACADEMIC**NCAA Division I

2024 — 3.526 GPA

2023 — 3.60 GPA

2022 — 3.65 GPA

2021 — 3.729 GPA

2020 — 3.726 GPA (seventh in NCAA Division I)

2019 — 3.54 GPA

NCAA Division II

2017 — 3.86 GPA (first in NCAA Division II)

2016 — 3.44 GPA

2015 — 3.48 GPA

2014 — 3.43 GPA

**CoSIDA ACADEMIC ALL-DISTRICT**NCAA Division II

2018 — Emeline Delanis

**WAC ALL-ACADEMIC**

2024 — Paige Haynes, Anna Lawrukajtis, Nadia Martinez, **Liliana Mlynarczyk, Olissa Onley, Carlota Rodes, Greta Karinauskaite, Yasna Petrova**

2023 — Maja Dzialoszewska, Karin Gosek, Paige Haynes, Greta Karinauskaite, Anna Lawrukajtis, Nadia Martinez, Anna Mate,

Emilia Mikszuta, **Yasna Petrova**, Maelle Porcher, Marina Trave

2022 — Mia Cabrera, Sylvia De La Pena, Paige Haynes, Greta Karinauskaite, Nadia Martinez, Anna Mate, **Yasna Petrova**, Emilie Renaud, Carlota Rodes, Anneken Viljoen

2021 — Elin Brink, Rachel Gee, Paige Haynes, Greta Karinauskaite, Fruzsi Ladanyi, Nadia Martinez, Anna Mate, Helen Pacurariu-Nagy, Emilie Renaud

2020 — Marta Afonso Lourenco, Mary Andrews, Chloe Beedy, Elin Brink, Paige Haynes, Karolina Iznerowicz, Wiktoria Klebowska, Fruzsi Ladanyi, Anna Mate, Lara Orrock, Emilie Renaud, Anett Somogyi, Elise Winward

2019 — Mary Andrews, Anna Bartlett, Chloe Beedy, Amelia Czerwinska, Karolina Iznerowicz, Allison Janes, Fruzsi Ladanyi, Anna Mate, Natalia Novak, Emilie Renaud, Anett Somogyi

**PACWEST ALL-ACADEMIC**

2018 — Jennifer Buettner, Amelia Czerwinska, Charlie Davidson, Katie Deimling, Emeline Delanis, Leanda Du Bruyn, Tori Dutchover, Fruzsi Ladanyi, Natalia Novak, Kim Rabenstein, Kate Robinson, Anett Somogyi, Morgan Spurlock, Alicia Williams

2017 — Alys Avila, Caroline Barkechir, Jennifer Buettner, Charlie Davidson, Katie Deimling, Emeline Delanis, Leanda Du Bruyn, Tori Dutchover, Patsy Hurley, Fruzsi Ladanyi, Cammy Linger, Micaela Pulliam, Kim Rabenstein, Ashtyn Robidoux, Kate Robinson, Anett Somogyi, Morgan Spurlock, Alicia Williams

2016 — Alys Avila, Caroline Barkechir, Jennifer Buettner, Charlie Davidson, Katie Deimling, Emeline Delanis, Tori Dutchover, Alana Enabnit, Emily Enns, Veronica Hall, Patsy Hurley, Millie Leitich, Cammy Linger, Kim Rabenstein, Claire Rainey, Ashtyn Robidoux, Morgan Spurlock, Alicia Williams

2015 — Alys Avila, Natalie Ball, Caroline Barkechir, Charlie Davidson, Katie Deimling, Tori Dutchover, Veronica Hall, Madison Hiatt, Patsy Hurley, Cammy Linger, Jessica Malagon, Georgina Pena, Kim Rabenstein, Claire Rainey, Ashtyn Robidoux, Bethany Scherer, Morgan Spurlock, Alicia Williams

2014 — Alys Avila, Natalie Ball, Bethany Bilton, Kimberly Carter, Veronica Hall, Millie Leitich, Cammy Linger, Jessica Malagon, Georgina Pena, Kim Rabenstein, Ashtyn Robidoux, Megan Smedley, Naomi Van Setten, Alexandra Vukov

2013 — Malaysia Alexander, Natalie Ball, Kayla Beaudoin, Marisa Benson, Bethany Bilton, Kimberly Carter, Ashlee Cervantes, Hanna Ingulsrud, Jacqueline Lutz, Jennifer Mallen, Georgina Pena, Jessica Reeder, Raizah Singh, Megan Smedley, Naomi Van Setten, Alexandra Vukov

## MEN'S AND WOMEN'S INDOOR RECORDS

MEN

<b>Event</b>	<b>Record Holder</b>	<b>Mark</b>	<b>Meet and Location</b>	<b>Year</b>
55m	Eric Boykin	6.34	Wolfpack Invitational - Reno, Nev.	1998
60m	Eric Boykin	6.87	NAU Invitational - Flagstaff, Ariz.	1997
200m	Jimmy Devine	22.04	NAIA Indoors - Lincoln, Neb.	1998
400m	Milton Browne	49.47	NAU Invitational - Flagstaff, Ariz.	1997
600m	Milton Browne	1:18.68	NAIA Indoors - Lincoln, Neb.	1999
800m	Chase Williams	1:52.13	Azusa Pacific Indoor - Azusa, Calif.	2012
1000m	Ricky Etheridge	2:27.86	NAIA Indoors - Lincoln, Neb.	1999
Mile	Ricky Etheridge	4:03.47	San Diego Indoor Games - San Diego, Calif.	1996
3000m	Kris Bowditch	8:15.78	NAIA Indoors - Lincoln, Neb.	1999
2 Mile	Kris Bowditch	8:47.24	Long Beach All Comers - Long Beach, Calif.	1999
5000m	Gray Mavhera	14:16.58	NAIA Indoors - Lincoln, Neb.	1996
55HH	Craig Howard	7.52	NAIA Indoors - Lincoln, Neb.	1997
4x400m	Howard, Moss, M. Browne, N. Browne	3:19.14	NAIA Indoors - Lincoln, Neb.	1998
4x800m	N. Browne, Adams, Etheridge, M. Browne	7:31.55	NAIA Indoors - Lincoln, Neb.	1999
Dis Med	Smart, N. Browne, M. Browne, Etheridge	9:56.48	NAIA Indoors - Lincoln, Neb.	1998
Long Jump	Jimmy Devine	25' 4 1/2"/7.73m	NAIA Indoors - Lincoln, Neb.	1997
Triple Jump	Eric Campbell	52' 1 3/4"/15.89m	NAIA Indoors - Lincoln, Neb.	1997
High Jump	Jason Howard	7' 4 1/4"/2.24m	NAIA Indoors - Lincoln, Neb.	1998
Pole Vault	Aric Juarez	15' 8"/4.78m	NAIA Indoors - Lincoln, Neb.	1997
Weight Throw	Robert Degnan	57'/17.37m	Azusa Quad - Azusa, Calif.	1997
Shot Put	John Malcolm	41' 5"/12.51m	Long Beach All Comers - Long Beach, Calif.	1998

WOMEN

<b>Event</b>	<b>Record Holder</b>	<b>Mark</b>	<b>Meet and Location</b>	<b>Year</b>
55m	Heather Hanchak	7.52	NAIA Indoors - Lincoln, Neb.	1998
60m	Heather Hanchak	7.79	Azusa Indoor - Azusa, Calif.	1998
200m	Heather Hanchak	25.59	NAIA Indoors - Lincoln, Neb.	1998
400m	Grace Smart	56.88	NAIA Indoors - Lincoln, Neb.	2000
600m	Mindy Olson	1:38.44	NAIA Indoors - Lincoln, Neb.	2000
800m	Tawny Halverson	2:17.72	NAIA Indoors - Johnson City, Tenn.	2002
1000m	Ashlee Cervantes	2:59.47	NAIA Indoors - Cedarville, Ohio	2011
Mile	Kelly Sill	5:12.05	LA Indoor Invite - Los Angeles, Calif.	2001
3000m	Michelle Umana	10:33.28	NAIA Indoors - Lincoln, Neb.	2000
5000m	Crystal Ricardez	18:36.25	NAIA Indoors - Johnson City, Tenn.	2001
55H	Anne Murphy	9.50	Wolfpack Invitational - Reno, Nev.	1997
4x400m	Olson, Ndukwe, Sivonen, Smart	3:56.54	NAIA Indoors - Lincoln, Neb.	2000
4x800m	Ndukwe, Halverson, Sivonen, Leonhardt	9:21.71	NAIA Indoors - Lincoln, Neb.	2000
Dis Med	Craddick, Ndukwe, Evans, Leonhardt	12:25.22	NAIA Indoors - Lincoln, Neb.	1999
Weight Throw	Daniella Hargis	42' 6 3/4"/12.97m	NAIA Indoors - Lincoln, Neb.	1998
Shot Put	Keisha Ollie	34' 9"/10.59m	Long Beach All Comers - Long Beach, Calif.	1998

## MEN'S ALL-TIME OUTDOOR LIST

Athlete	Mark	Year	Athlete	Mark	Year
<b>100m</b>			<b>110m HH</b>		
Eric Boykin	10.40	1999	Craig Howard	14.14	1997
Jason Miller	10.59	1996	Kenneth Royal	15.11	1996
Donny Jackson	10.67	1999	<b>400m IH</b>		
Walter Russell	10.78	1996	Craig Howard	53.23	1997
Andre Moss	11.06	1999	Kenneth Royal	55.13	1996
<b>200m</b>			<b>4x100m</b>		
Jason Miller	21.54	1996	Royal, Moss, Boykin, Jackson	40.95	1999
Walter Russell	21.71	1996	Royal, Moss, Boykin, Jackson	41.04	1999
Donny Jackson	22.01	1999	Royal, Moss, Boykin, Jackson	41.50	1999
Jimmy Devine	22.04i	1998	Russell, Moss, Royal, Devine	41.60	1996
Eric Boykin	22.16	1999	Boykin, Moss, Royal, Jackson	41.66	1999
<b>400m</b>			<b>4x400m</b>		
Milton Browne	48.06	1999	M. Browne, Boykin, Etheridge, N. Browne	3:12.10	1998
Andre Moss	49.01	1998	M. Browne, N. Browne, Boykin, Moss	3:12.34	1998
Walter Russell	49.76	1996	N. Browne, Moss, Etheridge, M. Browne	3:13.09	1999
Nate Browne	49.91	1996	Miller, Royal, Moss, N. Browne	3:14.99	1996
Kenneth Royal	49.92	1999	Miller, Royal, Moss, N. Browne	3:15.28	1996
<b>800m</b>			<b>4x800m</b>		
Milton Browne	1:47.03	1999	Adams, N. Browne, Etheridge, M. Browne	7:21.57	1999
Ricardo Etheridge	1:47.55	2000	Adams, Etheridge, N. Browne, M. Browne	7:22.10	1999
Nate Browne	1:50.28	2000	N. Browne, Adams, Etheridge, M. Browne	7:27.17	1999
Chase Williams	1:51.75	2013	Adams, Valenzuela, N. Browne, Etheridge	7:29.85	1999
Chase Williams	1:51.90	2011	N. Browne, Adams, Etheridge, M. Browne	7:31.55i	1999
<b>1,500m</b>			<b>DMR</b>		
<b>Valentin Soca</b>			Bowditch, N. Browne, M. Browne, Etheridge	9:43.55	1999
Giedrius Valincius	3:42.09	2023	Etheridge, N. Browne, M. Browne, Bowditch	9:47.94	1999
Matias Reynaga	3:42.82	2022	Smart, N. Browne, M. Browne, Etheridge	9:56.48i	1998
Kris Bowditch	3:43.00	2023	Etheridge, N. Browne, M. Browne, Bowditch	10:00.42i	1999
Matias Reynaga	3:43.04	1999	Romero, Moreno, Wardell, Etheridge	10:02.56i	2001
Matias Reynaga	3:43.67	2024	<b>Long Jump</b>		
<b>3,000m</b>			Eric Boykin	26' 2"	1998
Florian Le Pallec	8:03.18	2022	Jimmy Devine	25' 6 1/2"	1998
Giedrius Valincius	8:06.91	2022	Jayson Duff	25' 6"	1997
Ivo Balabanov	8:09.11	2022	Walter Russell	25' 2 1/2"	1996
Rikus Van Niekerk	8:14.60	2022	Omar Toure	23' 4"	1997
Dylan Van Der Hock	8:16.42	2022	<b>Triple Jump</b>		
<b>3,000m SC</b>			Eric Campbell	52' 1 3/4"i	1998
Ivo Balabanov	8:39.55	2022	Eric Boykin	51' 3"i	1999
Valentin Robert	8:49.85	2017	Jimmy Devine	48' 11"	1998
Valentin Robert	8:50.89	2016	John Howard	48' 4"i	1998
Abdel El-Hajjami	8:51.66	2015	Walter Russell	47' 10 1/2"	1996
Valentin Robert	8:53.75	2016	<b>High Jump</b>		
<b>5,000m</b>			Jason Howard	7' 4 1/4"i	1998
<b>Valentin Soca</b>			Aaron Berhow	6' 10 1/4"	1997
Florian Le Pallec	13:30.68	2023	D.J. Champman	6' 9"	1997
Florian Le Pallec	13:41.75	2022	Walter Russell	6' 4"	1996
Matias Reynaga	13:44.58	2023	<b>Pole Vault</b>		
Florian Le Pallec	13:46.32	2022	Aric Juarez	15' 8"i	1997
Giedrius Valincius	13:46.77	2023	<b>Shot Put</b>		
<b>10,000m</b>			John Malcolm	42' 2"	1998
<b>Valentin Soca</b>			Robert Degnan	39' 1/2"	1997
Valentin Soca	28:14.96	2024	<b>Discus</b>		
Ivo Balabanov	28:34.34	2023	Robert Degnan	148'	1997
Ivo Balabanov	28:43.33	2022	John Malcolm	118' 10"	1998
Christian Ricketts	28:43.64	2023	<b>Javelin</b>		
Arturs Medveds	28:45.67	2023	Mike Allen	161' 8"	1997
			<b>Hammer</b>		
			Robert Degnan	190'	1997

## WOMEN'S ALL-TIME OUTDOOR LIST

Athlete	Mark	Year	Athlete	Mark	Year
<b>100m</b>					
Grace Smart	12.04	1999	Anne Murphy	15.66	1997
Heather Hanchak	12.06	1998	Tracy Parsons	16.78	1997
Tomeko Turner	12.91	1997			
Tracey Parsons	13.26	1996			
Angela Evans	13.30	1998			
<b>200m</b>					
Grace Smart	24.90	1999			
Heather Hanchak	25.23	1998			
Tomeko Turner	26.56	1997			
Gelina Hall	26.82	1997			
Angela Evans	27.14	1998			
<b>400m</b>					
Grace Smart	55.56	2000			
Heather Hanchak	56.84	1998			
Chinyere Ndukwe	58.98	1998			
Mindie Olson	59.13	2000			
Heidi Joos	60.23	1998			
<b>800m</b>					
Berenice Cleyet-Merle	2:07.73	2017			
Anneken Viljoen	2:08.30	2022			
Berenice Cleyet-Merle	2:08.27	2017			
Berenice Cleyet-Merle	2:08.33	2017			
Berenice Cleyet-Merle	2:08.41	2016			
<b>1500m</b>					
Maelle Porcher	4:20.36	2023			
Berenice Cleyet-Merle	4:20.69	2017			
Anneken Viljoen	4:21.53	2022			
Berenice Cleyet-Merle	4:21.88	2017			
Elin Brink	4:23.13	2022			
<b>3000m</b>					
Anett Somogyi	9:37.89	2019			
Emilie Renaud	9:36.03	2020			
Elin Brink	9:37.84	2020			
Anett Somogyi	9:37.89	2019			
<b>Greta Karinauskaite</b>	9:38.43	2022			
<b>3000m SC</b>					
Greta Karinauskaite	9:26.88	2023			
Greta Karinauskaite	9:30.85	2023			
Greta Karinauskaite	9:35.55	2023			
Greta Karinauskaite	9:40.87	2023			
Greta Karinauskaite	9:46.72	2023			
<b>5000m</b>					
Greta Karinauskaite	15:36.86	2023			
Greta Karinauskaite	15:58.91	2022			
<b>Yasna Petrova</b>	<b>15:57.40</b>	<b>2024</b>			
Maelle Porcher	16:07.16	2023			
Emeline Delanis	16:08.21	2018			
<b>10000m</b>					
<b>Yasna Petrova</b>	<b>32:36.97</b>	<b>2024</b>			
Carlota Rodes	33:16.70	2024			
<b>Yasna Petrova</b>	33:25.21	2023			
Greta Karinauskaite	33:27.59	2023			
Anett Somogyi	34:06.91	2019			
<b>100m H</b>					
Anne Murphy	15.66	1997			
Tracy Parsons	16.78	1997			
<b>400m LH</b>					
Anne Murphy	67.19	1997			
<b>4x100m</b>					
Hanchak, Hall, Ndukwe, Smart	49.07	1998			
Hanchak, Hall, Ndukwe, Smart	49.31	1998			
Turner, Hall, Parsons, Ndukwe	49.50	1997			
Joos, Ndukwe, Evans, Smart	50.26	1999			
Evans, Ndukwe, Joos, Smart	50.61	1999			
<b>4x400m</b>					
Hanchak, Hall, Ndukwe, Smart	3:51.73	1998			
Ndukwe, Evans, Leonhardt, Smart	3:55.04	1999			
Olson, Ndukwe, Sivonen, Smart	3:56.54i	2000			
Olson, Sivonen, Ndukwe, Smart	3:57.24	2000			
Ndukwe, Joos, Leonhardt, Evans	3:57.25	1999			
<b>4x800m</b>					
Halverson, Ndukwe, Sivonen, Leonhardt	9:07.81	2000			
Evans, Joos, Ndukwe, Leonhardt	9:10.94	1999			
Evans, Joos, Ndukwe, Leonhardt	9:18.53	1999			
Ndukwe, Joos, Evans, Leonhardt	9:18.65	1999			
Ndukwe, Halverson, Sivonen, Leonhardt	9:21.71i	2000			
<b>DMR</b>					
Sill, Smart, Sivonen, Leonhardt	12:17.42	2000			
Craddick, Ndukwe, Evans, Leonhardt	12:25.22i	1999			
Craddick, Olson, Ndukwe, Ricardez	12:25.67	2000			
Sill, Smart, Ndukwe, Leonhardt	12:29.21i	2000			
Craddick, Ndukwe, Leonhardt, Ricardez	12:29.94	1999			
<b>Long Jump</b>					
Kristi Swift	16' 1"	1996			
Anne Murphy	14' 2"	1997			
<b>Triple Jump</b>					
Kristi Swift	33' 1"	1996			
<b>High Jump</b>					
Shari Stegall	5' 2 1/4"	1996			
<b>Shot Put</b>					
Keshia Ollie	34' 9"	1998			
<b>Discus</b>					
Keshia Ollie	106' 9"	1998			
<b>Hammer</b>					
Daniella Hargis	144' 6"	1998			
Keshia Ollie	113'	1998			

**MEN**

**Top-10 Finishes**

**Matias Reyanaga, 2021-24.....16**  
 Giedrius Valincius, 2019-23 .....12  
 Florian Le Pallec, 2019-22 ..... 11  
 McMarshal Hartzenburg 2018-22 .. 10  
 Zlatko Kozuhar, 2019-23 ..... 10  
 Arturs Medveds, 2019-23 ..... 10

**Top-5 Finishes**

**Matias Reyanaga, 2021-24.....12**  
 Giedrius Valincius, 2019-23 ..... 10  
**Valentin Soca, 2023-24 ..... 9**  
 Florian Le Pallec, 2019-22 ..... 8  
 Arturs Medveds, 2019-23 ..... 8

**First Place Finishers**

Simon Bedard x3 .....	Pomon-Pitzer
Invite x2, 2019 WAC Championships	
Timothy Legemet.....	UCR Invite
Ivo Balabanov x3 .....	Pomona-Pitzer
Invite, 2021 WAC Championships, 2022 WAC Championships	
Florian Le Pallec x4 .....	RCC Invite x2, 2022 WAC Championships x2,
Giedrius Valincius x2.....	CSUF Invite, 2021 WAC Championships
Cody Beeson .....	The Sound Meet
McMarshal Hartzenburg .....	Bryan Clay
Invite	
Said Mechaal x4.....	CSUF Invite, Fresno State Invite x2, Mt. SAC Relays,
Tyler Tickner.....	Bryan Clay
Invite	
<b>Valentin Soca .....</b>	<b>2023 WAC Championships x2, 2024 RCC Invitational</b>
<b>Matias Reyanaga .....</b>	<b>Steve Scott</b>
Invite, 2024 WAC Championships (1,500M x2)	

**WOMEN**

**Top-10 Finishes**

Greta Karinauskaite, 2020-24 ..... 25  
 Emilia Mikszuta, 2021-23 .....13  
**Yasna Petrova, 2021-24.....12**  
 Anna Mate, 2018-2023..... 11  
 Anneken Viljoen, 2021-23 ..... 11  
**Lamiae Mamouni, 2024 ..... 8**

**Top-5 Finishes**

Greta Karinauskaite, 2020-23..... 20  
**Yasna Petrova, 2021-24..... 8**  
 Anneken Viljoen, 2021-23 ..... 8  
 Emilia Renaud, 2018-2022 ..... 7  
 Anna Mate, 2018-2023..... 6  
 Emilia Mikszuta, 2020-23..... 6

**First Place Finishers**

Natalia Novak .....	RCC Invite
Anett Somogyi 4x.....	Pomona-Pitzer
Invite, RCC Invite, Occidental Invite, Pomona-Pitzer	
Invite	
Emilie Renaud 2x .....	Pomona-Pitzer
Invite, 2019 WAC Championships	
Helen Pacurariu.....	The Sound
Meet	
Elin Brink.....	2021 WAC
Championships	
Anneken Viljoen .....	Fresno State
Invitational	
Greta Karinauskaite x8 .....	D1 West
Regionals, RCC Invite, CSUF Meet, Fresno State Invite	
x2, 2022 WAC Championships, Ben Brown Invite, 2023	
WAC Championships	
<b>Yasna Petrova .....</b>	<b>Steve Scott</b>
Invite	
Maelle Porcher x3 .....	Stanford In-
invite, 2023 WAC Championships x2	

