




Women's Volleyball



Verania Willis
2005 NAIA Player of the Year



2004, 2005 NAIA NATIONAL CHAMPIONS



YEAR-BY-YEAR RESULTS

Year	Coach	Record	Home	Away	Neutral	Conf.	Home	Away	Postseason
1975	Pat Kerschner	6-3				—			—
1976	Pat Kerschner	—				—			—
1977	Pat Kerschner	5-14				—			—
1978	Judy Bowman	9-8				—			—
1979	Sue Bering	2-6				—			—
1980	Sue Bering	1-8				—			—
1981	Sue Bering	14-22				—			—
1982	Sue Bering	7-8				—			—
1983	Sue Visbal	6-18				—			0-2 (District Tournament)
1984	Steve Burmaster	2-19				—			—
1985	Steve Burmaster	13-23				—			—
1986	Steve Burmaster	23-15	7-1	6-6	10-8	—			0-2 (District Tournament)
1987	Dale Malicay	28-9	10-1	5-5	13-3	10-4	3rd	6-1	4-3
1988	Gene Krieger	28-9	9-1	9-1	10-7	13-1	1st	7-0	6-1
1989	Gene Krieger	35-8	13-2	7-2	15-4	11-1	1st	6-0	5-1
1990	Chuck Kaulapali	14-17	8-4	3-8	3-5	5-7	5th	3-3	2-4
1991	Chuck Kaulapali	10-13	2-6	6-6	2-1	2-10	t6th	1-5	1-5
1992	Gene Krieger	27-8	10-2	9-3	8-3	8-4	t2nd	4-2	4-2
1993	Gene Krieger	20-9	7-3	7-3	6-3	10-2	2nd	6-0	4-2
1994	Gene Krieger	14-14	6-2	4-8	4-4	7-7	t4th	5-2	2-5
1995	Gene Krieger	17-13	7-2	4-7	6-4	7-7	3rd	5-2	2-5
1996	Mike Neece	18-15	8-4	5-7	5-4	6-8	5th	3-4	3-4
1997	Mike Neece	17-16	6-5	4-5	7-6	8-6	4th	5-2	3-4
1998	Mike Neece	11-16	3-6	5-5	3-5	5-9	t4th	2-5	3-4
1999	Mike Neece	28-5	12-1	9-3	7-1	16-2	1st	9-0	7-2
2000	Wayne White	11-12	6-4	5-6	0-2	9-9	t5th	5-4	4-5
2001	Eric Boyles/Doug Huckaby	6-18	4-6	1-10	1-2	5-15	9th	4-6	1-9
2002	Ryan McGuyre	15-19	8-7	5-7	2-5	6-14	8th	3-7	3-7
2003	Ryan McGuyre	9-23	3-10	3-10	3-3	1-19	11th	0-10	1-9
2004	Ryan McGuyre	37-5	13-1	9-4	15-0	16-4	3th	9-1	7-3
2005	Ryan McGuyre	34-5	12-1	11-1	14-2	18-2	2nd	9-1	9-1
2006	Ryan McGuyre	32-8	12-1	7-4	13-3	16-4	3rd	9-1	7-3
2007	Ryan McGuyre	32-5	11-1	10-2	11-2	18-2	2nd	9-1	9-1
2008	Ryan McGuyre	28-9	9-2	8-6	11-1	13-7	4th	8-2	5-5
2009	Ryan McGuyre	29-6	9-2	7-3	13-1	16-4	2nd	9-1	7-3
2010	Ryan McGuyre	33-6	8-2	10-3	15-1	16-4	2nd	8-2	8-2
2011	Ryan McGuyre	26-10	8-5	7-2	11-3	11-5	3rd	4-4	7-1
2012	Branden Higa	19-8	9-2	6-3	4-3	12-4	3rd	7-1	5-3
2013	Branden Higa	17-11	7-3	7-3	3-5	14-6	4th	7-3	7-3
2014	Branden Higa	16-12	8-6	5-5	3-1	12-8	6th	7-3	5-5
2015	Branden Higa	21-7	9-1	7-5	5-1	14-6	t2nd	9-1	5-5
2016	Branden Higa	20-9	7-3	9-2	4-4	15-5	2nd	7-3	8-2
2017	Branden Higa	29-1	11-1	12-0	6-0	20-0	1st	9-0	11-0
2018	Branden Higa	21-11	8-3	6-6	7-2	9-7	t4th	5-3	4-4
Totals		787-481	270-101			349-193	190-80	159-113	81-43
		(.621)	(.709)			(.644)	(.704)	(.585)	(.653)

ALL-TIME COACHING RECORDS

Name (Years)	W-L	Pct.
Ryan McGuyre (10)	275-96	.741
Branden Higa (7)	143-59	.708
Gene Krieger (6)	141-61	.698
Mike Neece (4)	74-52	.587
Steve Burmaster (3)	38-57	.400
Sue Bering-Visbal (5)	30-62	.326
Dale Malicay (1)	28-9	.757
Chuck Kaulapali (2)	24-30	.444
Pat Kerschner (3)	11-17	.393
Wayne White (1)	11-12	.478
Judy Bowman (1)	9-8	.529
Eric Boyles (1)	5-11	.313
Doug Huckaby (1)	1-7	.125



Branden Higa



WOMEN'S VOLLEYBALL HISTORY

RECORDS VS. OPPONENTS

Opponent	W	L	Pct.	Streak	First/Last
Academy of Art	8	2	.800	W2	2011/2017
Adams State (CO)	1	0	1.000	W1	1992
Air Force	0	1	.000	L1	2018
Alaska Anchorage	1	3	.250	W1	2003/2017
Alaska Fairbanks	1	0	1.000	W1	2015
Albertson (ID)	1	1	.500	W1	2006
Alliant International	7	0	1.000	W7	1999/2004
American	1	0	1.000	W1	2018
Anderson (SC)	1	0	1.000	W1	2011
Azusa Pacific	44	29	.603	W2	1982/2017
Baker (KS)	1	0	1.000	W1	2010
Bellvue (NB)	1	0	1.000	W1	2010
Bethany	5	0	1.000	W5	1990/2004
Biola	28	37	.431	W4	1982/2017
BYU-Hawaii	3	11	.214	W2	1992/2016
Cal Lutheran	4	8	.333	W3	1983/1988
Cal Poly Pomona	4	1	.800	W4	1990/2013
Cal State Dominguez Hills	8	3	.727	W3	1983/2017
Cal State East Bay	2	1	.667	W2	2012/2015
Cal State Fullerton	1	0	1.000	W1	2018
Cal State Hayward	0	1	.000	L1	1997
Cal State L.A.	2	3	.400	W1	1986/2011
Cal State Monterey Bay	4	1	.800	W1	1998/2015
Cal State Northridge	0	1	.000	L1	1988
Cal State San Bernardino	10	19	.345	L1	1985/2017
Cal State San Marcos	1	0	1.000	W1	2012
Carroll (MT)	3	2	.600	W3	1992/2009
Catawba (NC)	2	0	1.000	W2	1989
Cedarville (OH)	2	0	1.000	W2	2006
Central Washington	1	1	.500	L1	1994/2014
Chadron State	1	0	1.000	W1	2016
Chaminade	12	2	.857	W2	1991/2017
Chapman	0	3	.000	L3	1983/1990
Chicago State	2	0	1.000	W2	2018
Chico State	2	2	.500	W1	1996/2017
The Citadel	1	0	1.000	W1	2002
Claremont-Mudd	3	1	.750	W3	1985/1988
College of Idaho	3	1	.750	W3	2006/2010
College of the Ozarks	1	0	1.000	W1	2007
Colorado Christian	4	0	1.000	W4	1992/2011
Colorado School of Mines	1	0	1.000	W1	1997
Colorado Springs	1	0	1.000	W1	2007
Columbia (MO)	2	5	.250	L1	1996/2010
Concordia (CA)	57	16	.780	W2	1985/2017
Concordia (MI)	1	0	1.000	W1	1995
Concordia St. Paul (MN)	1	1	.500	L1	1997/2011
Cornerstone (MI)	1	1	.500	W1	2005/2009
CSU Bakersfield	2	4	.333	W2	1983/2018
Daemen (NY)	3	0	1.000	W3	2004/2010
Dickinson State (ND)	0	1	.000	L1	1998
Dixie State (UT)	12	3	.800	W4	2006/2017
Doane (NE)	3	0	1.000	W3	1996/2007
Dominican	13	1	.928	W13	1998/2017
Eastern Connecticut	0	1	.000	L1	1987
Eastern Oregon	1	0	1.000	W1	2008
Embry-Riddle (AZ)	6	0	1.000	W6	1999/2008
Fort Hays State (KS)	0	1	.000	L1	1984
Fresno Pacific	23	58	.284	W6	1982/2017
Georgetown (KY)	3	3	.500	L1	1992/2009
Georgia State	1	0	1.000	W1	2018
Grace (IN)	1	0	1.000	W1	2011
Graceland (IA)	0	1	.000	L1	1993
Grand Canyon	5	6	.454	L1	1986/2018
Great Falls (MT)	4	0	1.000	W4	2006/2010
Hannibal-La Grange (MO)	1	0	1.000	W1	2010
Haskell (KS)	1	0	1.000	W1	2003
Hawaii-Hilo	8	6	.571	W2	1989/2017
Hawaii Pacific	8	5	.615	W1	1994/2017
Henderson State (AR)	1	1	.500	L1	1992/1993
Holy Names	12	0	1.000	W12	1996/2017
Hope International	30	2	.938	W14	1985/2010
Houghton (NY)	3	0	1.000	W3	2004/2010
Houston Baptist	2	0	1.000	W2	2006
Humboldt State	2	1	.666	L1	1993/2014
Idaho State	0	1	.000	L1	1993
Indiana Tech	1	0	1.000	W1	2008
Indiana Wesleyan	1	0	1.000	W1	2008
IUPUI (IN)	2	0	1.000	W2	1989
Jamestown (ND)	1	0	1.000	W1	2010
Judson (IL)	1	0	1.000	W1	1999
La Sierra	3	0	1.000	W3	2003/2018
La Verne	2	2	.500	W2	1985/1992
Lee (TN)	1	0	1.000	W1	2006
Lewis-Clark State (ID)	3	1	.750	W3	1996/2009
Liberty (VA)	0	1	.000	L1	1997
Lindenwood (MO)	2	0	1.000	W2	2010
Little Rock	1	0	1.000	W1	2018
Louisiana Monroe	1	0	1.000	W1	2018
Lubbock Christian (TX)	2	0	1.000	W2	1989/2008
Madonna (MI)	1	1	.500	W1	2001/2005
Malone (IN)	1	0	1.000	W1	2011
McAllister	0	1	.000	L1	1985
McKendree	1	0	1.000	W1	2017
Menlo	1	1	.500	W1	1986/1987
Metro State (CO)	0	1	.000	L1	2011
Mills	1	0	1.000	W1	1987
Mississippi State	1	0	1.000	W1	2018
Mississippi Valley State	1	0	1.000	W1	2018
Missouri Baptist	1	0	1.000	W1	2006



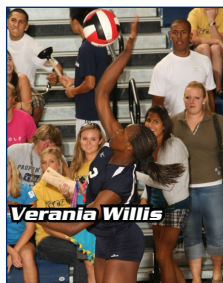
Opponent	W	L	Pct.	Streak	First/Last
Missouri - Kansas City	0	2	.000	L2	2018
Mobile (AL)	1	0	1.000	W1	2009
Montana State-Billings	1	0	1.000	W1	2015
Montana State-Northern	1	0	1.000	W1	2009
Montana Tech	3	0	1.000	W3	1988/2010
Moorhead State (MN)	0	1	.000	L1	1992
Mount St. Mary's (SD)	10	0	1.000	W10	1986/2004
National American	1	2	.333	L2	2004/2006
Nebraska Omaha	0	1	.000	L1	2011
New England (ME)	1	0	1.000	W1	1993
Newman (KS)	0	1	.000	L1	2003
New Mexico State	1	1	.500	L1	2018
Northern Montana	1	0	1.000	W1	1993
Northwest (WA)	1	0	1.000	W1	2009
Northwest Nazarene	1	1	.500	L1	2012/2014
Northwestern (IA)	4	0	1.000	W4	1992/2007
Northwood (MI)	1	0	1.000	W1	1989
Notre Dame de Namur	13	2	.867	W1	1998/2017
Nova Southeastern (FL)	1	1	.500	L1	2003
Occidental	3	2	.600	W3	1983/1988
Oklahoma Baptist	1	0	1.000	W1	1986
Oklahoma City	1	0	1.000	W1	2009
Olivet Nazarene (IL)	3	0	1.000	W3	1997/2007
Ozarks (MO)	1	0	1.000	W1	1999/2007
Oregon Tech	1	0	1.000	W1	2005
Pacific Lutheran (WA)	1	0	1.000	W1	1995
Pacific Union	1	0	1.000	W1	2003
Palm Beach Atlantic (FL)	2	1	.667	W2	1998/2011
Point Loma	46	31	.597	W4	1982/2017
Pomona-Pitzer	3	4	.429	W2	1982/1987
Portland State (OR)	0	1	.000	L1	1994
Presbyterian	1	0	1.000	W1	2018
Puget Sound (WA)	1	0	1.000	W1	1997
Redlands	9	3	.750	W7	1982/1992
Regis (CO)	0	1	.000	L1	1988
Rio Grande (OH)	1	0	1.000	W1	1997
Robert Morris (IL)	1	0	1.000	W1	2001
Roberts Wesleyan (NY)	2	0	1.000	W2	2002/2004
Rocky Mountain (MT)	1	0	1.000	W1	2009
Saginaw Valley State	1	0	1.000	W1	2016
San Diego Christian	23	9	.719	W14	1991/2010
San Francisco	1	0	1.000	W1	2018
San Francisco State	4	1	.800	W1	2008/2014
Savannah Arts & Design	2	0	1.000	W2	2004/2005
St. Ambrose (IA)	2	0	1.000	W2	1995/1999
St. Edwards (TX)	0	2	.000	L2	1995/1998
St. Francis (IL)	1	0	1.000	W1	1989
St. Martin's (WA)	3	0	1.000	W3	1995/2013
St. Mary's	2	8	.200	L1	1982/2018
St. Thomas (FL)	1	1	.500	L1	1997/2002
St. Thomas Aquinas (NY)	1	0	1.000	W1	1992
Seattle Pacific	2	0	1.000	W2	2011/2015
Seattle University	2	0	1.000	W2	2018
Seton Hill (PA)	1	0	1.000	W1	1996
Simon Fraser (B.C.)	3	0	1.000	W3	1994/2015
Sioux Falls (SD)	1	0	1.000	W1	2010
Sonoma State	2	0	1.000	W2	2016/2017
Coll. of Southwest (NM)	1	0	1.000	W1	2003
Southwest State (MN)	1	0	1.000	W1	1993
Southern Colorado	1	0	1.000	W1	1989
Southern Nazarene (OK)	1	0	1.000	W1	1989
Southwest Assemblies of God (TX)	1	0	1.000	W1	2011
Stanislaus State	2	2	.500	W2	1985/2017
Tampa	1	0	1.000	W1	2007
Taylor (IN)	1	0	1.000	W1	2009
Texas-Brownsville	1	0	1.000	W1	2007
Texas Lutheran	0	1	.000	L1	1996
Texas-Permian Basin	1	0	1.000	W1	1995
Texas - Rio Grande Valley	0	2	.000	L2	2018
Texas Wesleyan	3	0	1.000	W3	1990/2010
Texas Western	0	1	.000	L1	1994
The Master's	31	11	.738	W15	1985/2011
Trinity Christian (IL)	1	0	1.000	W1	2011
Tulane	0	1	.000	L1	2018
UC Davis	0	2	.000	L2	1988
UC Riverside	1	3	.250	W1	1994/2018
UC San Diego	0	3	.000	L3	1997/2013
Union (TN)	1	0	1.000	W1	2004
Utah Valley	1	1	.500	L1	2018
UTEP	1	0	1.000	W1	2018
Valparaiso	0	1	.000	L1	2018
Vanguard	48	17	.750	W4	1982/2010
Virginia-Wise	1	0	1.000	W1	2007
Viterbo (WI)	1	0	1.000	W1	2006
Waynesburg (PA)	1	0	1.000	W1	1989
Westminster (UT)	2	0	1.000	W2	2006/2009
West Texas State	0	1	.000	L1	1988
Western New Mexico	7	2	.777	W2	1989/2016
Western Oregon	1	0	1.000	W1	1999
Western Washington	2	3	.400	W1	2007/2017
Westmont	33	32	.508	W14	1982/2010
Wheaton (IL)	1	0	1.000	W1	1988
Whittier	8	3	.727	W3	1982/1986
William Jessup	1	0	1.000	W1	2010
Winona State	1	0	1.000	W1	2017

Western Athletic Conference Opponents are in bold



YEARLY INDIVIDUAL LEADERS

	Kills	Hitting %	Assists	Aces	Digs	Blocks
1986	Daina Baldwin 273	Daina Baldwin .273	—	—	Ruthie Rush 219	Brenda Priest 250
1987	—	—	—	—	—	—
1988	Sheryl Carbajal 260	Demonica Gales .313	Melinda Schonert 1,020	Demonica Gales 55	Sheryl Carbajal 388	Margaret Iereneo 270
1989	—	—	Melinda Schonert 1,385	Margaret Iereneo 88	—	—
1990	—	—	—	—	—	—
1991	Jackie McGregor 301	Teila Robertson .301	Lisa Sanchez 617	Lisa Sanchez 29	—	Lyanna Nakoa 48
1992	Teila Robertson 316	Teila Robertson .292	—	Kelly Jaynes 60	—	—
1993	Robynn Croft 303	Robynn Croft .371	Jeanna Price 883	Kelly Jaynes 45	Stacy Tongg 303	Robynn Croft 257
1994	Robynn Croft 295	Robynn Croft .320	Tracy Daniels 1,013	Stacy Tongg 40	Stacy Tongg 319	Robynn Croft 110
1995	Robynn Croft 415	Robynn Croft .336	Jamie Jones 698	Robynn Croft 53	Shari Stegall 470	Robynn Croft 199
1996	Stacy Tongg 484	Stacy Tongg .280	Tracy Daniels 1,299	Tracy Daniels 60	Stacy Tongg 543	Amy Fisher 129
1997	Shari Stegall 507	Yue-Ming Li .469	Corey Aigaki 1,094	Shari Stegall 40	Shari Stegall 538	Amy Fisher 118
1998	Yue-Ming Li 268	Yue-Ming Li .356	Corey Aigaki 454	Allison Ardis 29	Molly Driesens 262	Yue-Ming Li 69
1999	Yue-Ming Li 474	Yue-Ming Li .349	Kristin Shepard 1,338	Amber Ainsworth 46	Yue-Ming Li 372	Sarah Deyden 103
2000	Silvia Lopez 304	Molly Driesens .337	Kristin Shepard 861	Allison Ardis 31	Allison Ardis 227	Molly Driesens 56
2001	Ashlea Thornton 227	Kristin Shepard .224	Kristin Shepard 718	Lyndsi Johnson 30	Ashlea Thornton 186	Kelly Barackman 58
2002	Ashlea Thornton 434	Kristin Shepard .231	Kristin Shepard 1,118	Kristin Shepard 63	Krystal Gowens 408	Christina Davis 93
2003	Crystal Prehn 360	Lindsey Siefken .205	Linsey Smolskis 652	Colby George 59	Brooke Shea 385	Crystal Prehn 83
2004	Yudelka Bonilla 704	Lindsey Siefken .306	Kayla Van Duyn 1,496	Yudelka Bonilla 79	Linsey Smolskis 667	Lindsey Siefken 137
2005	Verania Willis 650	Angela Willis .341	Kayla Van Duyn 1,785	Angela Willis 53	Yudelka Bonilla 521	Lindsey Siefken 120
2006	Verania Willis 505	Lindsey Siefken .351	Caitlin Parker 1,279	Yudelka Bonilla 59	Katrina Clark 433	Lindsey Siefken 109
2007	Verania Willis 717	Fei Shi .327	Kayla Van Duyn 1,551	Mical Bell 58	Katrina Clark 629	Rachel Gowen 81
2008	Fei Shi 512	Fei Shi .334	Krista Hasemeyer 751	Katrina Clark 48	Katrina Clark 560	Bree Rauschenbach 114
2009	Fei Shi 408	Bree Rauschenbach .318	Krista Hasemeyer 823	Krista Hasemeyer 43	Kari Oliver 423	Bree Rauschenbach 105
2010	Ingrid Carmona 576	Bree Rauschenbach .364	Nevena Dragovic 1,193	Bree Rauschenbach 78	Katie Lockard 425	Jelena Dragovic 139
2011	Ingrid Carmona 579	Jelena Dragovic .394	Taylor Parker 718	Bree Rauschenbach 92	Jessica Kalama 428	Jelena Dragovic 136
2012	Ingrid Carmona 402	Jordyn Siko .343	Joryn Siko 552	Ingrid Carmona 39	Ingrid Carmona 306	Malika O'Brien 145
2013	Kim McCalmont 344	Jelena Dragovic .290	Taylor Parker 1,075	Taylor Parker 47	Katie Rotondo 348	Malika O'Brien 151
2014	Lauren Hackett 393	Jenna Perry .341	Jordyn Siko 751	Tori Hinderaker 25	Becky Moodie 429	Jessica Harris 128
2015	Lauren Hackett 418	Jordyn Siko .373	Jordyn Siko 1,062	Hackett/McCord 26	Tori Ortman 398	Abbie Gortsema 141
2016	Lauren Hackett 492	Jenna Perry .303	Sydney Kralj 1,132	Lauren Hackett 36	Tori Ortman 404	Abbie Gortsema 123
2017	Lauren Hackett 384	Madison Witt .336	Sydney Kralj 1,105	Lauren Hackett 35	Nicci Hinderaker 338	Yagoda Jedrzejczak 140
2018	Tesa Oaks 408	Sydney Marks .317	Natalie Zimmerer 1,316	Tesa Oaks 34	Nicole Abreu 580	Sydney Marks 117



YEARLY TEAM STATS

Year	Matches	W-L	Games	Kills	Errors	Attempts	Pct.	Assists	Aces	Digs	Blocks
1986	38	23-15	111	959	422	2733	.196	—	—	1077	523
1987	37	28-9	113	—	—	—	—	—	—	—	—
1988	37	28-9	127	1316	477	3566	.235	1058	301	1755	696
1989	43	35-8	124	—	—	—	—	—	—	—	—
1990	31	14-17	—	—	—	—	—	—	—	—	—
1991	23	10-13	73	911	314	2622	.228	768	123	—	139
1992	35	27-8	132	—	—	—	—	—	—	—	—
1993	29	20-9	99	1199	445	3059	.246	976	240	1645	437
1994	28	14-14	104	1134	404	3120	.234	1078	164	1562	249
1995	30	17-13	109	1593	—	4103	—	1395	217	2328	459
1996	33	18-15	120	1592	670	4019	.229	1460	237	2469	360
1997	33	17-16	124	1675	470	3952	.305	1561	186	2510	322
1998	27	11-16	99	1148	544	2856	.211	1104	174	1456	252
1999	33	28-5	113	1633	587	4083	.256	1483	249	1806	257
2000	23	11-12	81	1171	582	3206	.184	1070	170	1274	139
2001	24	6-18	80	909	557	2775	.127	811	132	1004	123
2002	34	15-19	127	1628	908	4931	.146	1498	315	2025	204
2003	32	9-23	109	1331	841	4448	.110	1140	247	1771	149
2004	42	37-5	145	2426	973	6211	.234	2264	303	2685	323.5
2005	39	34-5	134	2231	842	5522	.252	2084	287	2379	288
2006	40	32-8	132	2128	725	5006	.280	1973	337	2074	297
2007	37	32-5	125	2197	734	5184	.282	2043	254	2234	232
2008	37	28-9	128	1672	601	4330	.247	1541	241	1705	255
2009	35	29-6	129	1781	607	4319	.272	1660	241	1963	273
2010	39	33-6	139	1898	623	4726	.270	1771	239	2069	314
2011	36	26-10	126	1638	576	4288	.248	1524	258	1890	266.5
2012	27	19-8	98	1244	462	3433	.228	1136	151	1574	243
2013	28	17-11	106	1300	537	3637	.210	1199	199	1554	268
2014	28	16-12	107	1411	471	3863	.243	1313	140	1763	236
2015	28	21-7	105	1375	499	3582	.245	1282	122	1543	296
2016	29	20-9	110	1462	495	3562	.271	1370	166	1571	261.5
2017	30	29-1	100	1445	448	3469	.287	1347	160	1614	271
2018	32	21-11	128	1680	664	4848	.210	1554	172	2075	251

School records in bold

NATIONAL/REGIONAL HONORS & AWARDS

NCAA

NCAA/AVCA DII ALL-AMERICAN

2017 — Lauren Hackett (1st team)
 Madison Witt (1st team)
 Sydney Kralj (3rd team)
 McKenna Witt (HM)

2016 — Lauren Hackett (3rd team)
 Jenna Perry (2nd team)
 Sydney Kralj (HM)

2015 — Jenna Perry (HM)

2014 — Lauren Hackett (3rd team)
 Michelle Waber (HM)

NCAA/D2CCA ALL-AMERICAN

2017 — Lauren Hackett (3rd)

2016 — Lauren Hackett (HM)

NCAA/AVCA DIVISION II FRESHMAN OF THE YEAR

2014 — Lauren Hackett

NCAA/AVCA DIVISION II WEST REGION COACH OF THE YEAR

2017 — Branden Higa

NCAA/AVCA DIVISION II WEST REGION PLAYER OF THE YEAR

2017 — Lauren Hackett

NCAA/AVCA DIVISION II ALL-WEST REGION

2017 — Lauren Hackett (1st team)
 Madison Witt (1st team)
 Sydney Kralj (1st team)
 McKenna Witt (1st team)

2016 — Lauren Hackett (1st team)
 Jenna Perry (1st team)
 Sydney Kralj (2nd team)

2015 — Jenna Perry (1st team)
 Lauren Hackett (HM)

2014 — Lauren Hackett (1st team)
 Michelle Waber (HM)

NCAA/D2CCA ALL-WEST REGION

2017 — Lauren Hackett (1st team)
 Madison Witt (2nd team)
 Sydney Kralj (2nd team)

2016 — Lauren Hackett (1st team)

NCAA/AVCA DIVISION II ALL-WEST REGION

FRESHMAN OF THE YEAR

2014 — Lauren Hackett

NCCAA

NCCAA/AVCA DI ALL-AMERICAN

2012 — Ingrid Carmona

NCCAA PLAYER OF THE WEEK

9/11/2012 — Ingrid Carmona

NCCAA COACH OF THE YEAR

2011 — Ryan McGuyre

NCCAA ALL-AMERICANS

2012 — Ingrid Carmona (1st team)
 Malika O'Brien (2nd team)
 2011 — Ingrid Carmona (1st team)
 Jelena Dragovic (1st team)
 Bree Rauschenbach (1st team)

NCCAA ALL-TOURNAMENT

2011 — Ingrid Carmona
 Bree Rauschenbach

NAIA

NAIA PLAYER OF THE YEAR

2005 — Verania Willis

NAIA COACH OF THE YEAR

2010 — Ryan McGuyre

NAIA ALL-AMERICANS

1989 — Sheryl Carbajal (2nd team)
 Donna Krieger (3rd team)
 1992 — Teila Robertson (2nd team)
 Jeanna Price (3rd team)
 1993 — Jeanna Price (2nd team)
 1995 — Robynn Croft (1st team)
 Stacy Tongg (3rd team)
 1996 — Stacy Tongg (2nd team)
 Shari Stegall (HM)
 1997 — Yue-Ming Li (2nd team)
 Shari Stegall (2nd team)
 1999 — Yue-Ming Li (1st team)
 Amber Ainsworth (HM)
 2004 — Yudelka Bonilla (1st team)
 Yajaira Prado (1st team)
 2005 — Verania Willis (1st team)
 Angela Willis (1st team)
 Yudelka Bonilla (3rd team)
 2006 — Fei Shi (1st team)
 Verania Willis (1st team)
 Angela Willis (2nd team)
 2007 — Fei Shi (1st team)
 Verania Willis (1st team)
 Yudelka Bonilla (3rd team)

2008 — Fei Shi (1st team)
 Noelle Dyk (3rd team)

2009 — Fei Shi (1st team)
 Ingrid Carmona (1st team)

2010 — Ingrid Carmona (1st team)
 Jelena Dragovic (2nd team)
 Bree Rauschenbach (2nd team)

NAIA TOURNAMENT

COACH OF THE YEAR

2004 — Ryan McGuyre
 2005 — Ryan McGuyre

NAIA ALL-TOURNAMENT TEAM

2004 — Yudelka Bonilla
 Yajaira Prado
 2005 — Verania Willis
 Angela Willis
 Yudelka Bonilla (MVP)
 2006 — Caitlin Parker
 Verania Willis
 2007 — Fei Shi
 Kayla Van Duyen
 Verania Willis
 2008 — Fei Shi
 Noelle Dyk
 2009 — Fei Shi
 2010 — Ingrid Carmona

DISTRICT PLAYER OF THE YEAR

1989 — Sheryl Carbajal
 1993 — Jeanna Price

ALL-REGION/DISTRICT

1986 — Rhona Halmos (2nd team)
 1987 — Rhona Halmos
 Demonica Gales (2nd team)
 1988 — Demonica Gales
 Melinda Schonert (2nd team)
 1989 — Sheryl Carbajal
 Donna Krieger
 Melinda Schonert (2nd team)
 Margaret Iereneo (2nd team)
 1992 — Jeanna Price
 Teila Robertson
 1993 — Robynn Croft
 Jeanna Price
 1995 — Robynn Croft
 Stacy Tongg
 2004 — Yudelka Bonilla
 Yajaira Prado
 2012 — Ingrid Carmona
 Malika O'Brien
 Faith Steinwedell (2nd team)
 Kim McCalmont (hon.)

CONFERENCE HONORS & AWARDS

WAC ERA

ALL-WAC

- 2018 — Tesa Oaks (first team)
Natalie Zimmerer (second team)
Megan Sester (all-freshman)

WAC WEEKLY AWARDS

- 9/3/2018 — **Nicole Abreu** (def.)
- 10/29/2018 — **Megan Sester** (off.)

PACWEST ERA

PACWEST COACH OF THE YEAR

- 2017 — Branden Higa

PACWEST PLAYER OF THE YEAR

- 2017 — Lauren Hackett

PACWEST SETTER OF THE YEAR

- 2017 — Sydney Kralj
- 2016 — Sydney Kralj

PACWEST FRESHMAN OF THE YEAR

- 2017 — **Sydney Marks**
- 2014 — Lauren Hackett

PACWEST NEWCOMER OF THE YEAR

- 2017 — Madison Witt
- 2014 — Michelle Waber
- 2011 — Ingrid Carmona

ALL-PACWEST

- 2017 — Lauren Hackett (first team)
Sydney Kralj (first team)
Madison Witt (first team)
McKenna Witt (second team)
Yagoda Jedrzejczak (third team)
Sydney Marks (third team)
- 2016 — Lauren Hackett (first team)
Sydney Kralj (first team)
Jenna Perry (second team)
Abbie Gortsema (HM)
- 2015 — Lauren Hackett (first team)
Jenna Perry (second team)
Jordyn Siko (third team)
Abbie Gortsema (HM)
- 2014 — Lauren Hackett (first team)
Michelle Waber (second team)
Jordyn Siko (second team)
Jessica Harris (HM)
- 2013 — Kim McCalmont (second team)
Malika O'Brien (second team)
Jelena Dragovic (HM)
Katie Rotondo (HM)
- 2012 — Ingrid Carmona (first team)
Malika O'Brien (second team)
- 2011 — Ingrid Carmona (first team)
Bree Rauschenbach (second team)

PACWEST WEEKLY AWARDS

- 11/13/2017 — **Sydney Marks** (freshman)
- 11/6/2017 — **Yagoda Jedrzejczak** (def)
- 10/16/2017 — Madison Witt (player)

- 10/9/2017 — McKenna Witt (player)
- 9/25/2017 — Madison Witt (player)
- 9/18/2017 — **Sydney Marks** (freshman)
- 9/4/2017 — Lauren Hackett (player)
- 11/14/2016 — Sydney Kralj (player)
- 10/24/2016 — Jenna Perry (player)
- 10/10/2016 — **Natalie Zimmerer** (fresh)
- 10/3/2016 — Sydney Kralj (player)
- 9/26/2016 — Lauren Hackett (player)
- 9/5/2016 — Jenna Perry (player)
- 11/2/2015 — Abbie Gortsema (defender)
- 10/26/2015 — Lauren Hackett (player)
- 10/19/2015 — Jordyn Siko (player)
Jessica Harris (defender)
- 9/21/2015 — Tori Ortman (defender)
- 9/14/2015 — Lauren Hackett (player)
- 11/3/2014 — Amelia Tupou (fresh)
- 10/13/2014 — Lauren Hackett (fresh)
- 9/22/2014 — Lauren Hackett (fresh)
- 9/8/2014 — Lauren Hackett (fresh)
- 9/23/2013 — Malika O'Brien (defender)
- 11/12/2012 — Ingrid Carmona
- 10/9/2012 — Ingrid Carmona
- 11/14/2011 — Ingrid Carmona
- 9/19/2011 — Ingrid Carmona
- 9/5/2011 — Ingrid Carmona

GSAC ERA

GSAC PLAYER OF THE YEAR

- 1989 — Sheryl Carbajal
- 1993 — Jeanna Price
- 1999 — Yue-Ming Li
- 2005 — Verania Willis

GSAC COACH OF THE YEAR

- 1989 — Gene Krieger
- 1999 — Mike Neece
- 2010 — Ryan McGuyre

ALL-GSAC

- 1987 — Demonica Gales
Rhona Halmos
- 1988 — Cheryl Carbajal
Demonica Gales
Melinda Schonert
- 1989 — Sheryl Carbajal
Donna Krieger
Margaret Iereneo (2nd team)
- 1992 — Jeanna Price
Teila Robertson
- 1993 — Robynn Croft
Kelly Jaynes
Jeanna Price
- 1994 — Robynn Croft
Kelly Jaynes
- 1995 — Robynn Croft
Stacy Tongg
- 1996 — Shari Stegall
Stacy Tongg
- 1997 — Yue-Ming Li
Shari Stegall
- 1999 — Amber Ainsworth

- Allison Ardis
- Yue-Ming Li
- Katie Marshall
- 2000 — Molly Driesens
- 2004 — Yudelka Bonilla
Yajaira Prado
- 2005 — Yudelka Bonilla
Angela Willis
Verania Willis
- 2006 — Fei Shi
Angela Willis
Verania Willis
- 2007 — Yudelka Bonilla
Fei Shi
Kayla Van Duyn
Verania Willis
- 2008 — Fei Shi
Noelle Dyk
- 2009 — Fei Shi
Ingrid Carmona
- 2010 — Ingrid Carmona
Jelena Dragovic
Nevena Dragovic
Bree Rauschenbach

GSAC WEEKLY AWARDS

- 10/25/1993 — Robynn Croft
- 10/9/1995 — Robynn Croft
- 10/14/1996 — Shari Stegall
- 10/11/1999 — Yue-Ming Li (player)
- 10/25/1999 — Kristin Fallon (setter)
- 9/30/2002 — Kristin Shepard (setter)
- 11/4/2002 — Kristin Shepard (setter)
- 9/13/2004 — Kayla Van Duyn (setter)
- 9/27/2004 — Yajaira Prado (player)
- 10/6/2004 — Kayla Van Duyn (setter)
- 10/18/2004 — Kayla Van Duyn (setter)
- 10/18/2004 — Yajaira Prado (player)
- 10/18/2004 — Linsey Smolskis (libero)
- 9/5/2005 — Verania Willis (player)
- 9/19/2005 — Verania Willis (player)
- 9/19/2005 — Kayla Van Duyn (setter)
- 10/3/2005 — Verania Willis (player)
- 10/10/2005 — Verania Willis (player)
- 10/17/2005 — Linsey Smolskis (libero)
- 10/24/2005 — Verania Willis (player)
- 11/14/2005 — Kayla Van Duyn (setter)
- 10/16/2006 — Katrina Clark (libero)
- 10/30/2006 — Verania Willis (player)
- 10/30/2006 — Caitlin Parker (setter)
- 11/13/2006 — Verania Willis (player)
- 9/10/2007 — Verania Willis (player)
- 9/17/2007 — Yudelka Bonilla (player)
- 9/17/2007 — Kayla Van Duyn (setter)
- 9/24/2007 — Kayla Van Duyn (setter)
- 10/8/2007 — Kayla Van Duyn (setter)
- 10/8/2007 — Katrina Clark (libero)
- 10/22/2007 — Kayla Van Duyn (setter)
- 10/22/2007 — Katrina Clark (libero)
- 10/29/2007 — Fei Shi (player)
- 11/12/2007 — Verania Willis (player)
- 9/8/2008 — Fei Shi (player)
- 9/22/2008 — Noelle Dyk (player)
- 10/12/2009 — Fei Shi (player)
- 10/11/2010 — Ingrid Carmona
- 11/1/2010 — Ingrid Carmona
- 11/8/2010 — Ingrid Carmona

Current players listed in bold

ACADEMIC HONORS & AWARDS

CoSIDA ACADEMIC ALL-AMERICA

- 2017 — Lauren Hackett
- 2016 — Lauren Hackett, Jenna Perry

CoSIDA ACADEMIC ALL-DISTRICT

- 2018 — **Natalie Zimmerer**
(second team)
- 2017 — Lauren Hackett
- 2016 — Lauren Hackett, Jenna Perry
- 2015 — Lauren Hackett, Jenna Perry

NCAA SCHOLAR ATHLETE

- 2011 — Bree Rauschenbach,
Jessica Kalama

DAKTRONICS

NAIA SCHOLAR-ATHLETES

- 1989 — Melinda Schoenert
- 1996 — Tracy Daniels, Stacy Tongg
- 1999 — Amber Ainsworth, Allison Ardis, Molly Driesens
- 2004 — Heather Morgan,
Yajaira Prado
- 2005 — Deborah Lewis, Yajaira Prado
- 2006 — Angela Willis, Verania Willis
- 2007 — Brittney Barton, Rachel Gowen, Angela Willis, Verania Willis
- 2008 — Mical Bell, Fei Shi
- 2009 — Fei Shi
- 2010 — Kari Oliver,
Bree Rauschenbach

WAC ALL-ACADEMIC

- 2018-19 — Summer Avery,
Elizabeth Gilley, Sydney Marks,
Tesa Oaks, Ellie Voss, Natalie Zimmerer

PACWEST VOLLEYBALL SCHOLAR-ATHLETE OF THE YEAR

- 2017-18 — Lauren Hackett
- 2016-17 — Jenna Perry
- 2015-16 — Jenna Perry
- 2014-15 — Michelle Waber
- 2013-14 — Jelena Dragovic

PACWEST ALL-ACADEMIC

- 2017-18 — Taylor Brubaker,
Kiera Brunson, **Elizabeth Gilley,**
Lauren Hackett, Nicci Hinderaker,
Yagoda Jedrzejczak, Sydney Marks,
Tesa Oaks, Soleil Smith, Madison Witt,
McKenna Witt, **Natalie Zimmerer**

- 2016-17 — Taylor Brubaker, Kiera Brunson, **Elizabeth Gilley,** Abbie Gortsema, Lauren Hackett, Jessica

- Harris, Nicci Hinderaker, Tori Ortman, Lauren Marr, Kristin McCord, Jenna Perry, Soleil Smith, **Natalie Zimmerer**

- 2015-16 — Taylor Brubaker, Kiera Brunson, Jordan Carter, Abbie Gortsema, Lauren Hackett, Jessica Harris, Nicci Hinderaker, Tori Ortman, Lauren Marr, Kristin McCord, Jenna Perry, Jordyn Siko, Soleil Smith

- 2014-15 — Kiera Brunson, Jordan Carter, Lauren Davis, Lauren Hackett, Jessica Harris, Tori Ortman, Lauren Marr, Kristin McCord, Becky Moodie, Jenna Perry, Laura Price, Jordyn Siko, Soleil Smith, Michelle Waber

- 2013-14 — Nicole Bell, Jelena Dragovic, Megan Glennie, Jessica Harris, Tori Ortman, Malika O'Brien, Jenna Perry, Katie Rotondo, Jordyn Siko

- 2012-13 — Nicole Bell, Ingrid Carmona, Joyceann Duncan, Megan Glennie, Kristin McCord, Jordyn Siko, Faith Steinwedell

- 2011-12 — Carly Campbell, Andrea Csazi, Jelena Dragovic, Megan Glennie, Jessica Kalama, Bree Rauschenbach, Jordyn Siko

GSAC SCHOLAR-ATHLETE

- 1996 — Tracy Daniels, Stacy Tongg
- 2000 — Amber Ainsworth, Allison Ardis, Briane Brnca, Molly Driesens
- 2001 — Briane Brnca
- 2004 — Heather Morgan,
Yajaira Prado
- 2005 — Deborah Lewis, Yajaira Prado
- 2006 — Angela Willis, Verania Willis
- 2007 — Brittney Barton, Rachel Gowen, Angela Willis, Verania Willis
- 2009 — Fei Shi
- 2010 — Kari Oliver, Bree Rauschenbach

(since rally-scoring play began in 2001)

INDIVIDUAL RECORDS

TEAM RECORDS

Attack Percentage (minimum 10 kills)

1.	.933	Angela Willis (14-0-15).....vs. Houston Baptist, 9/2/06
2.	.833	Crystal Prehn (10-0-12).....vs. Christian Heritage, 11/4/04
3.	.824	Jenna Perry (14-0-17).....vs. Notre Dame de Namur, 10/11/14
4.	.812	Jenna Perry (13-0-16).....vs. Chaminade, 10/18/14
5.	.778	Lauren Marr (14-0-18).....vs. Fresno Pacific, 9/25/15
6.	.769	Bree Rauschenbach (10-0-13).....vs. Hannibal (MO), 8/27/10
7.	.750	Bree Rauschenbach (12-0-16).....vs. Texas Wesleyan, 8/21/10
	.750	Jelena Dragovic (12-0-16).....vs. Cal Poly Pomona 10/18/11
9.	.737	Fei Shi (14-0-19).....vs. Point Loma Nazarene, 9/5/06
10.	.733	Angela Willis (12-1-15).....vs. The Master's, 9/20/05

Kills

1.	40	Verania Willis.....vs. Fresno Pacific, 9/8/07
2.	35	Verania Willis.....vs. Biola, 11/10/07
	35	Verania Willis.....vs. Western Washington, 8/25/07
4.	34	Yudelka Bonilla.....vs. Concordia, 11/19/04
	34	Verania Willis.....vs. Fresno Pacific, 10/27/06
6.	33	Twice (Last: Verania Willis).....vs. Vanguard, 10/18/05
3-game:	30	Verania Willis.....vs. Texas-Brownsville, 11/28/07
4-game:	35	Verania Willis.....vs. Biola, 11/10/07
5-game:	40	Verania Willis.....vs. Fresno Pacific, 9/8/07

Total Attempts

1.	85	Yudelka Bonilla.....vs. Concordia, 12/4/04
2.	84	Ingrid Carmona.....vs. San Francisco State, 9/8/12
3.	82	Verania Willis.....vs. Fresno Pacific, 9/8/07
4.	80	Yajaira Prado.....vs. Cornerstone (MI), 8/26/05
5.	78	Ingrid Carmona.....vs. Columbia (MO), 12/3/10
3-game:	55	Ingrid Carmona.....vs. College of Idaho, 12/3/10
4-game:	85	Yudelka Bonilla.....vs. Concordia, 12/4/04
5-game:	82	Verania Willis.....vs. Fresno Pacific, 9/8/07

Assists

1.	81	Kayla Van Duyn.....vs. Fresno Pacific, 11/13/04
2.	77	Kayla Van Duyn.....vs. Concordia, 11/19/04
3.	76	Kayla Van Duyn.....vs. Fresno Pacific, 12/1/07
4.	75	Kayla Van Duyn.....vs. Cornerstone (MI), 8/26/05
5.	70	Caitlin Parker.....vs. Lewis-Clark State (ID), 9/1/06
3-game:	70	Caitlin Parker.....vs. Lewis-Clark State (ID), 9/1/06
4-game:	69	Kayla Van Duyn.....vs. Concordia, 12/4/04
5-game:	81	Kayla Van Duyn.....vs. Fresno Pacific, 11/13/04

Digs

1.	36	Katrina Clark.....vs. Biola, 11/15/08
2.	35	Yudelka Bonilla.....vs. Cornerstone (MI), 8/26/05
3.	33	Nicole Abreu.....at UT Rio Grande Valley, 11/8/18
	33	Yudelka Bonilla.....vs. Vanguard, 11/15/05
4.	31	Amelia Tupou.....vs. Point Loma, 10/29/14
	31	Linsey Smolskis.....vs. Concordia, 11/19/04
	31	Andrea Csasz.....vs. BYU-Hawaii, 10/4/11
3-game:	29	Linsey Smolskis.....vs. Westmont, 9/18/04
4-game:	33	Yudelka Bonilla.....vs. Vanguard, 11/15/05
5-game:	36	Katrina Clark.....vs. Biola, 11/15/08

Service Aces

1.	10	Amanda Ivy.....vs. Christian Heritage, 10/6/01
	10	Colby George.....vs. Haskell (KS), 8/22/03
	10	Katrina Clark.....vs. Embry-Riddle (AZ), 8/29/08
	10	Bree Rauschenbach.....vs. Notre Dame de Namur 11/8/11
5.	8	Jessica Hatch.....vs. Embry-Riddle (AZ), 9/27/02
	8	Alissa Moss.....vs. Christian Heritage, 10/6/01
	8	Angela Willis.....vs. Cedarville (OH), 11/30/05

Total Blocks

1.	15	Malika O'Brien.....vs. Azusa Pacific, 9/11/12
2.	13	Jessica Harris.....vs. Holy Names, 10/15/15
3.	12	Yagoda Jdrzejczak.....vs. Dixie State, 11/3/17
4.	11	Malika O'Brien.....vs. San Francisco State, 9/8/12
	11	Kelly Barackman.....vs. Hope International, 9/22/01
6.	10	Yagoda Jdrzejczak.....at Azusa Pacific, 11/4/17
	10	Abbie Gortsema.....vs. Dixie State, 9/18/15
	10	Verania Willis.....vs. Azusa Pacific, 11/10/05
	10	Deanna Bathauer.....vs. Azusa Pacific, 11/10/05
	10	Rachel Gowen.....vs. Concordia, 9/26/06

Attack Percentage

1.	.587	vs. Lewis-Clark State (ID) (49-5-75).....9/1/06
2.	.538	vs. Houghton (NY) (39-4-65).....8/21/10
3.	.523	vs. Holy Names (51-6-86).....9/1/06
4.	.513	vs. Hawaii Hilo (42-3-76).....9/28/16
5.	.479	vs. Texas-Brownsville (67-11-117).....11/28/07

Kills

1.	89	vs. Cornerstone (MI).....8/26/05
2.	87	vs. Fresno Pacific.....11/13/04
3.	85	vs. Concordia.....11/19/04
4.	83	vs. Fresno Pacific.....10/27/06
5.	83	vs. Fresno Pacific.....12/1/07
3-game:	68	vs. Westmont.....10/4/05
4-game:	82	vs. Fresno Pacific.....12/1/07
5-game:	89	vs. Cornerstone (MI).....8/26/05

Total Attempts

1.	275	vs. Cornerstone (MI).....8/26/05
2.	236	vs. Fresno Pacific.....11/13/04
3.	229	vs. Concordia.....10/12/04
4.	220	vs. Concordia.....12/4/04
5.	217	vs. Concordia.....11/19/04
3-game:	164	vs. Nova Southeastern (FL).....9/6/03
4-game:	220	vs. Concordia.....12/4/04
5-game:	275	vs. Cornerstone (MI).....8/26/05

Assists

1.	83	vs. Fresno Pacific.....11/13/04
2.	82	vs. Concordia.....11/19/04
3.	81	vs. Cornerstone (MI).....8/26/05
4.	80	vs. Fresno Pacific.....12/1/07
5.	78	vs. Fresno Pacific.....10/27/06
3-game:	74	vs. Lewis-Clark St. (ID).....9/1/06
4-game:	80	vs. Fresno Pacific.....12/1/07
5-game:	83	vs. Fresno Pacific.....11/13/04

Digs

1.	117	vs. Cornerstone (MI).....8/26/05
2.	107	vs. Vanguard.....10/15/02
3.	105	vs. BYU-Hawaii.....10/4/11
4.	104	vs. Vanguard.....10/17/06
	104	vs. Azusa Pacific.....9/20/07
3-game:	81	vs. Westmont.....9/18/04
4-game:	98	vs. Concordia.....12/4/04
5-game:	117	vs. Cornerstone (MI).....8/26/05

Service Aces

1.	22	vs. Embry-Riddle (AZ).....9/27/02
2.	21	vs. Embry-Riddle (AZ).....8/29/08
3.	18	vs. Christian Heritage.....10/6/01
	18	vs. Haskell (KS).....8/22/03

Total Blocks

1.	20	vs. Holy Names.....10/15/15
	20	vs. San Francisco State.....9/8/12
3.	19	vs. Hope International.....9/22/01
4.	18	vs. Academy of Art.....11/3/16
	18	vs. Azusa Pacific.....10/14/10
6.	17.5	vs. Hawaii Hilo.....10/1/11
7.	17	at Cal State Dominguez Hills.....9/26/17
	17	vs. Concordia (Irvine).....10/8/16
	17	vs. Azusa Pacific.....11/10/05
	17	vs. Notre Dame de Namur.....9/4/04
11.	16	vs. Dixie State.....11/3/17
	16	vs. Dixie State.....9/18/15
	16	vs. Chico State.....9/5/15
	16	vs. Chaminade.....11/5/14
	16	vs. Concordia.....9/26/06
	16	vs. Fresno Pacific.....10/27/06
	16	vs. Westmont.....9/16/10

Current players listed in bold.

SINGLE-SEASON RECORDS

Kills

Verania Willis, 2007.....	717
Yudelka Bonilla, 2004.....	704
Verania Willis, 2005.....	650
Yajaira Prado, 2004.....	616
Ingrid Carmona, 2011.....	579
Ingrid Carmona, 2010.....	576
Fei Shi, 2008.....	512
Shari Stegall, 1997.....	507
Verania Willis, 2006.....	505
Lauren Hackett, 2016.....	492
Stacy Tongg, 1996.....	484

Attempts

Yudelka Bonilla, 2004.....	1,753
Yajaira Prado, 2004.....	1,570
Verania Willis, 2007.....	1,509
Ingrid Carmona, 2011.....	1,433
Ingrid Carmona, 2010.....	1,392
Verania Willis, 2005.....	1,313
Ashlea Thornton, 2002.....	1,235
Stacy Tongg, 1996.....	1,213
Tesa Oaks , 2018.....	1,209
Fei Shi, 2008.....	1,200
Lauren Hackett, 2016.....	1,188
Lauren Hackett, 2015.....	1,158
Ingrid Carmona, 2012.....	1,127

Kills Per Set

Verania Willis, 2007.....	5.93
Verania Willis, 2005.....	5.46
Yudelka Bonilla, 2004.....	5.10
Yue-Ming Li, 1999.....	4.89
Verania Willis, 2006.....	4.63
Ingrid Carmona, 2011.....	4.63
Ingrid Carmona, 2010.....	4.61
Yajaira Prado, 2004.....	4.57
Lauren Hackett, 2016.....	4.47
Shari Stegall, 1997.....	4.30
Fei Shi, 2008.....	4.27

Hitting Percentage

Yue-Ming Li, 1997.....	.469
Jelena Dragovic, 2011.....	.394
Jordyn Siko, 2015.....	.373
Robynn Croft, 1993.....	.371
Bree Rauschenbach, 2010.....	.364
Jelena Dragovic, 2010.....	.361
Yue-Ming Li, 1998.....	.356
Shari Stegall, 1997.....	.353
Lindsey Siefken, 2006.....	.351
Yue-Ming Li, 1999.....	.349
Jordyn Siko, 2012.....	.343
Sydney Marks , 2017.....	.342
Jenna Perry, 2014.....	.341
Jessica Harris, 2014.....	.339
Madison Witt, 2017.....	.336

Assists

Kayla Van Duyn, 2005.....	1,785
Kayla Van Duyn, 2007.....	1,551
Kayla Van Duyn, 2004.....	1,496
Melinda Schonert, 1989.....	1,385
Kristin Shepard, 1999.....	1,338
Natalie Zimmerer , 2018.....	1,316
Tracy Daniels, 1996.....	1,299
Caitlin Parker, 2006.....	1,279
Nevena Dragovic, 2010.....	1,193
Sydney Kralj, 2016.....	1,132
Kristin Shepard, 2002.....	1,118
Sydney Kralj, 2017.....	1,105
Corey Aigaki, 1997.....	1,094

Assists Per Set

Melinda Schonert, 1989.....	13.85
Kayla Van Duyn, 2005.....	13.84
Kayla Van Duyn, 2007.....	13.73
Kristin Shepard, 1999.....	11.84
Tracy Daniels, 1994.....	11.64
Sydney Kralj, 2017.....	11.39
Kristin Shepard, 2000.....	11.18
Nevena Dragovic, 2010.....	11.15
Caitlin Parker, 2006.....	11.03
Sydney Kralj, 2016.....	10.99
Kayla Van Duyn, 2004.....	10.84
Tracy Daniels, 1996.....	10.82
Jordyn Siko, 2014.....	10.73

Service Aces

Bree Rauschenbach, 2011.....	92
Margaret Iereneo, 1989.....	88
Yudelka Bonilla, 2004.....	79
Bree Rauschenbach, 2010.....	78
Sheryl Carbajal, 1989.....	73
Kristin Shepard, 2002.....	63
Kelly Jaynes, 1992.....	60
Tracy Daniels, 1996.....	60
Yudelka Bonilla, 2006.....	59
Colby George, 2003.....	59

Service Aces Per Set

Margaret Iereneo, 1989.....	0.88
Bree Rauschenbach, 2011.....	0.73
Sheryl Carbajal, 1989.....	0.73
Yudelka Bonilla, 2004.....	0.64
Kelly Jaynes, 1992.....	0.61
Yudelka Bonilla, 2006.....	0.59
Amanda Ivy, 2001.....	0.58
Angela Willis, 2007.....	0.58
Yudelka Bonilla, 2004.....	0.57
Bree Rauschenbach, 2010.....	0.56

Digs

Linsey Smolskis, 2004.....	667
Katrina Clark, 2007.....	629
Nicole Abreu , 2018.....	580
Yudelka Bonilla, 2004.....	573
Katrina Clark, 2008.....	560
Stacy Tongg, 1996.....	543
Shari Stegall, 1997.....	538
Yajaira Prado, 2004.....	536
Yudelka Bonilla, 2005.....	521
Shari Stegall, 1995.....	470
Stacy Tongg, 1995.....	458

Digs Per Set

Katrina Clark, 2007.....	5.33
Linsey Smolskis, 2004.....	4.70
Nicole Abreu , 2018.....	4.57
Shari Stegall, 1997.....	4.56
Stacy Tongg, 1996.....	4.53
Shari Stegall, 1995.....	4.48
Becky Moodie, 2014.....	4.47
Yue-Ming Li, 1997.....	4.33
Yudelka Bonilla, 2005.....	4.20
Stacy Tongg, 1995.....	4.20
Yudelka Bonilla, 2004.....	4.15

Blocks

Margaret Iereneo, 1988.....	270
Robynn Croft, 1993.....	257
Demonica Gales, 1988.....	211
Robynn Croft, 1995.....	199
Kelly Jaynes, 1993.....	179
Malika O'Brien, 2013.....	151
Malika O'Brien, 2012.....	145
Abbie Gortsema, 2015.....	141
Yagoda Jedrzejczak , 2017.....	140
Jelena Dragovic, 2010.....	139
Lindsey Siefken, 2004.....	137
Jelena Dragovic, 2011.....	136
Bree Rauschenbach, 2010.....	135

Blocks Per Set

Robynn Croft, 1993.....	2.50
Margaret Iereneo, 1988.....	2.31
Robynn Croft, 1995.....	1.90
Demonica Gales, 1988.....	1.80
Kelly Jaynes, 1993.....	1.74
Malika O'Brien, 2012.....	1.48
Jessica Harris, 2015.....	1.42
Malika O'Brien, 2013.....	1.42
Yagoda Jedrzejczak , 2017.....	1.41
Abbie Gortsema, 2015.....	1.34
Robynn Croft, 1994.....	1.26
Amy Johnson, 1988.....	1.24

Current players listed in bold.

CAREER RECORDS

Kills

Ingrid Carmona, 2008-12	1,890
Verania Willis, 2005-07	1,872
Fei Shi, 2006-09	1,822
Yudelka Bonilla , 2004-07.....	1,775
Lauren Hackett, 2014-17	1,687
Stacy Tongg, 1993-96	1,319
Jenna Perry, 2013-16.....	1,122
Yue-Ming Li, 1997-99.....	1,119
Amber Ainsworth, 1997-00	1,059
Lindsey Siefken, 2003-06	1,041
Robynn Croft, 1992-95	1,013
Lauren Marr, 2013-16.....	952
Yajaira Prado, 2004-05	918

Attempts

Ingrid Carmona, 2008-12	4,728
Yudelka Bonilla , 2004-07.....	4,632
Lauren Hackett, 2014-17	4,377
Fei Shi, 2006-09	4,285
Verania Willis, 2005-07	3,849
Stacy Tongg, 1993-96	3,429
Amber Ainsworth, 1997-00	2,827
Lauren Marr, 2013-16.....	2,789
Jenna Perry, 2013-16.....	2,631
Lindsey Siefken, 2003-06	2,451
Yajaira Prado, 2004-05	2,356
Jessica Kalama, 2008-11	2,275
Yue-Ming Li, 1997-99.....	2,201

Kills Per Set (min. 100 sets)

Verania Willis, 2005-07	5.36
Yajaira Prado , 2004-05	4.17
Yue-Ming Li, 1997-99	4.11
Ingrid Carmona, 2008-12	4.05
Lauren Hackett, 2014-17	4.04
Fei Shi, 2006-09.....	3.78
Yudelka Bonilla , 2004-07.....	3.75
Robynn Croft, 1992-95	3.43
Ashlea Thornton, 2001-02	3.27
Noelle Dyk, 2008.....	3.24
Stacy Tongg, 1993-96	3.19

Attack Percentage (min. 500 att.)

Yue-Ming Li, 1997-99.....	.387
Jelena Dragovic, 2010-11.....	.377
Robynn Croft, 1992-95341
Madison Witt, 2017337
Madison Witt, 2017336
Angela Willis, 2005-07.....	.335
Fei Shi, 2006-09.....	.328
Sydney Marks, 2017-18.....	.326
Shari Stegall, 1994-97.....	.326
Verania Willis, 2005-07320
Jessica Harris, 2013-16311
Bree Rauschenbach, 2008-11.....	.301
Abbie Gortsema, 2015-16291
Malika O'Brien, 2012.....	.289
Jenna Perry, 2013-16.....	.282
Katie Marshal, 1999.....	.282
Teila Robertson, 1991-93.....	.282

Assists

Kayla Van Duyn , 2004-05, 07.....	4,832
Kristin Shepard, 1999-02	4,035
Jordyn Siko, 2011-15.....	3,020
Tracy Daniels, 1993-96.....	2,974
Melinda Schonert, 1988-89.....	2,405
Sydney Kralj, 2016-17.....	2,237
Krista Hasemeyer, 2008-09.....	1,574
Taylor Parker, 2010-12	1,566
Corey Aigaki, 1997-98	1,548
Caitlin Parker, 2006-07.....	1,530
Natalie Zimmerer, 2015-18.....	1,452
Nevena Dragovic, 2010.....	1,193

Assists Per Set (min. 100 sets)

Kayla Van Duyn , 2004-05, 07.....	12.72
Sydney Kralj, 2016-17	11.19
Melinda Schonert, 1988-89.....	11.19
Kristin Shepard, 1999-02	10.35
Natalie Zimmerer, 2015-18.....	9.43
Jordyn Siko, 2011-15.....	9.07
Taylor Parker, 2010-11	8.42
Caitlin Parker, 2006-07.....	8.32
Corey Aigaki, 1997-98	8.28
Tracy Daniels, 1993-96.....	7.22

Service Aces

Bree Rauschenbach, 2008-11.....	229
Yudelka Bonilla, 2004-07.....	196
Linsey Smolskis, 2002-05.....	170
Margaret Iereneo, 1988-89	139
Kelly Jaynes, 1992-95.....	137
Angela Willis, 2005-07.....	134
Allison Ardis, 1997-00	131
Mical Bell, 2006-08.....	127
Robynn Croft, 1992-95	125
Ingrid Carmona, 2008-12	119
Lauren Hackett, 2014-17	112

Service Aces Per Set (min. 100)

Margaret Iereneo, 1988-89	0.64
Sheryl Carbajal, 1985-89	0.54
Angela Willis, 2005-07.....	0.54
Kelly Jaynes, 1992-95.....	0.48
Bree Rauschenbach, 2008-11.....	0.45
Jeanna Price, 1992-93	0.44
Robynn Croft, 1992-95	0.42
Amanda Ivy, 2000-01.....	0.42

Digs

Yudelka Bonilla, 2004-07.....	1,850
Katrina Clark, 2005-08	1,830
Linsey Smolskis, 2002-05.....	1,704
Stacy Tongg, 1993-96	1,623
Shari Stegall, 1994-97.....	1,578
Tori Ortman, 2013-16.....	1,232
Fei Shi, 2006-09.....	1,160
Ingrid Carmona, 2008-12	1,098
Allison Ardis, 1997-00	1,034
Jessica Kalama, 2008-11	948
Yue-Ming Li, 1997-99	937

Digs Per Set (min. 100 sets)

Nicole Abreu, 2018.....	4.57
Shari Stegall, 1994-97.....	4.08
Stacy Tongg, 1993-96	3.93
Yudelka Bonilla, 2004-07.....	3.91
Katrina Clark, 2005-08	3.77
Linsey Smolskis, 2002-05.....	3.69
Yue-Ming Li, 1997-99	3.48
Tori Ortman, 2013-16.....	2.99
Katie Lockard, 2009-10.....	2.89
Brooke Shea, 2002-03.....	2.67
Ashlea Thornton, 2001-02	2.61
Tesa Oaks, 2017-18	2.59
Allison Ardis, 1997-00	2.56

Blocks

Robynn Croft, 1992-95	566
Bree Rauschenbach, 2008-11	462
Lindsey Siefken, 2003-06	398
Amy Fisher, 1995-97.....	335
Jessica Harris, 2013-16	321
Jenna Perry, 2013-16.....	312
Lauren Hackett, 2014-17	279
Jelena Dragovic, 2010-11.....	275
Margaret Iereneo, 1988-89	270
Kelly Jaynes, 1992-95.....	261
Angela Willis, 2005-07.....	260
Yagoda Jedrzejczak, 2017-18	254
Fei Shi, 2006-09	245
Verania Willis, 2005-07	226

Blocks Per Set (min. 100 sets)

Robynn Croft, 1992-95	1.92
Margaret Iereneo, 1988-89	1.24
Abbie Gortsema, 2015-16	1.23
Yagoda Jedrzejczak, 2017-18	1.15
Jessica Harris, 2013-16	1.18
Jelena Dragovic, 2010-11.....	1.06
Amy Fisher , 1995-97.....	1.04
Angela Willis, 2005-07.....	1.04
Sydney Marks, 2017-18.....	0.95
Sarah Deyden, 1998-99	0.94
Bree Rauschenbach, 2008-11.....	0.91
Kelly Jaynes, 1992-94.....	0.91
Crystal Prehn, 2003-04	0.90
Lindsey Siefken , 2003-06	0.90
Veronica Martinez, 1994-97	0.87

Sets Played

Bree Rauschenbach, 2008-11	509
Katrina Clark, 2005-08	485
Fei Shi, 2006-09.....	482
Yudelka Bonilla, 2004-07.....	473
Ingrid Carmona, 2008-12	467
Linsey Smolskis, 2002-05.....	461
Lindsey Siefken, 2003-06	443
Jessica Kalama, 2008-11	434
Lauren Hackett, 2014-17	418
Stacy Tongg, 1993-96	413
Tracy Daniels, 1993-96.....	412

Current players listed in bold.

NCAA ERA (2013-18) SINGLE-MATCH RECORDS

INDIVIDUAL RECORDS

Attack Percentage (minimum 12 kills)

1.	.824	Jenna Perry (14-0-17).....vs. Notre Dame de Namur, 10/11/14
2.	.812	Jenna Perry (13-0-16)vs. Chaminade, 10/18/14
3.	.778	Lauren Marr (14-0-18)vs. Fresno Pacific, 9/25/15
4.	.706	Jessica Harris (12-0-17)vs. Central Washington, 9/12/14
5.	.688	Madison Witt (12-1-16)vs. Point Loma, 9/22/17
6.	.630	Jenna Perry (18-1-27)vs. Chadron State, 9/3/16
7.	.611	Madison Witt (12-1-18)Notre Dame de Namur, 9/23/17
8.	.600	Jenna Perry (14-2-20)vs. Holy Names, 9/18/14
9.	.591	Jenna Perry (14-1-22).....vs. Central Washington, 9/12/14
10.	.579	Madison Witt (12-1-19)at Hawaii Hilo, 11/17/17

Kills

1.	27	Lauren Hackett, four setsvs. Dominican, 9/24/16
2.	25	Lauren Hackett, five sets (3x) ..last vs. Concordia (CA), 11/5/16
	25	Jenna Perry, four setsvs. Point Loma, 10/31/14
6.	23	Tesa Oaks, four setsvs. UTRGV, 9/22/18
	23	Tesa Oaks, five setsvs. American, 8/30/18
	23	Lauren Hackett, four setsvs. Hawaii Hilo, 10/24/15
9.	22	Tesa Oaks, five setsvs. CSU Bakersfield, 10/6/18
	22	Jenna Perry, five setsvs. Dixie State, 10/22/16
	22	Lauren Hackett (2x)last vs. BYU-Hawaii, 10/22/15
13.	21	Megan Sester (2x), last, four sets vs. Kansas City, 10/27/18
	21	Lauren Hackett (2x)last vs. Sonoma State, 11/30/17
	21	Madison Witt, four setsvs. Winona State, 9/2/17
3-game:	22	Lauren Hackettvs. Fresno Pacific, 9/19/14
4-game:	27	Lauren Hackett, four setsvs. Dominican, 9/24/16
5-game:	25	Lauren Hackett, five sets (3x) ..last vs. Concordia (CA), 11/5/16

Total Attempts

1-2.	66	Lauren Hackett, five sets (2x)last, vs. Dominican, 10/17/15
3.	65	Lauren Hackett, five setsvs. Dixie State, 9/18/15
4.	59	Tesa Oaks, four setsvs. Grand Canyon, 10/4/18
5-6.	58	Tesa Oaks, five setsvs. American, 8/30/18
	58	Lauren Hackett, four setsvs. BYU Hawaii, 11/12/16
7-8.	57	Lauren Hackett (2x)last vs. Concordia (CA), 11/5/16
	57	Kim McCalmont, four setsvs. Point Loma, 10/29/13
9.	56	Kim McCalmont, four setsvs. Saint Martin's, 9/7/13
10-12.	55	Lauren Hackett (3x)last, vs. CSU Dominguez Hills, 9/26/17
3-game:	49	Lauren Hackettvs. Azusa Pacific, 11/19/16
4-game:	59	Tesa Oaksvs. Grand Canyon, 10/4/18
5-game:	66	Lauren Hackett (2x)last vs. Dominican, 10/17/15

Assists

1.	60	Natalie Zimmerer (2x), last vs. UC Riverside, 10/23/18
2.	59	Jordyn Siko, five sets (2x)last vs. Dixie State, 10/25/14
3.	58	Sydney Kralj, five setsvs. Dixie State, 10/22/16
4.	58	Taylor Parker, five setsvs. Cal Poly Pomona, 9/14/13
5.	57	Jordyn Siko, four setsvs. Central Washington, 9/12/14
6.	56	Natalie Zimmerer, five sets . at CSU Bakersfield, 10/13/18
7.	55	Sydney Kralj, five setsvs. Concordia, 11/5/16
8.	53	Sydney Kralj (3x)last vs. Sonoma State, 11/30/17
	53	Jordyn Siko, five sets (2x)last vs. Dixie State, 9/18/15
10.	52	Natalie Zimmerer, five setsvs. NM State, 9/20/18
3-game:	46	Kralj (2x) and Siko .last, Kralj vs. Western Washington, 9/7/17
4-game:	57	Jordyn Siko, four setsvs. Central Washington, 9/12/14
5-game:	60	Natalie Zimmerer (2x), last vs. UC Riverside, 10/23/18

Digs

1.	31	Amelia Tupou, five setsvs. Point Loma, 10/29/14
2.	30	Nicci Hinderaker, four setsvs. Winona State, 9/2/17
3.	28	Becky Moddie, four setsvs. Fresno Pacific, 11/14/14
4.	28	Katie Rotondo, five setsvs. Cal Poly Pomona, 9/14/13
5.	27	Becky Moodie, five setsvs. Hawaii Pacific, 11/6/14
6.	26	Nicole Abreu, five sets at CSU Bakersfield, 10/13/18
	26	Tori Ortman, four setsvs. Azusa Pacific, 9/9/15
8.	25	Nicci Hinderaker, three sets vs. Western Washington, 9/7/17
	25	Tori Ortman, four setsvs. BYU-Hawaii, 11/12/16
10.	24	McKenna Witt, four setsat Azusa Pacific, 11/4/17
	24	Nicole Abreuvs. Seattle U, 10/20/18
3-game:	25	Nicci Hinderakervs. Western Washington, 9/7/17
4-game:	30	Nicci Hinderakervs. Winona State, 9/2/17
5-game:	31	Amelia Tupouvs. Point Loma, 10/29/14

Service Aces

1.	7	Kim McCalmont, three setsvs. Academy of Art, 10/12/13
	7	Taylor Parker, five setsvs. Cal Poly Pomona, 9/14/13
3.	5	Nicole Abreu, four setsvs. Georgia State, 8/25/18
	5	Lauren Hackett, three setsvs. Concordia (CA), 11/7/15
	5	Kristin McCord, three sets .vs. Notre Dame de Namur, 11/12/15
6.	4	17 times: Hackett (7x), Ortman (2x), Tesa Oaks (2x) , Gilley, Kralj, McCord, Taylor Parker, Dragovic, Soleil Smith .last, Oaks at Utah Valley, 9/27/18

Total Blocks

1.	15	Malika O'Brien, five setsvs. Dixie State, 11/2/13
2.	13	Jessica Harris, four setsvs. Holy Names, 10/15/15
3.	12	Yagoda Jedrzejczak, three setsvs. Dixie State, 11/3/17
4.	10	Yagoda Jedrzejczak, four setsvs. Azusa Pacific, 11/4/17
10	10	Abbie Gortsema, five setsvs. Dixie State, 9/18/15
6.	9	10 times: Gortsema (3x), O'Brien (2x), Jedrzejczak (2x), Harris, Jenna Perry, Lauren Hackett .last Jedrzejczak vs. DUC, 11/1/17

TEAM RECORDS

Attack Percentage

1.	.513	vs. Hawaii Hilo (42-3-76).....9/28/16
2.	.453	vs. La Sierra (50-11-86).....9/11/18
3.	.437	vs. Academy of Art (44-6-87).....10/4/17
4.	.424	vs. Fresno Pacific (44-8-85).....9/17/16
5.	.420	vs. Notre Dame de Namur (47-10-88).....9/25/14
6.	.410	vs. Notre Dame de Namur (50-9-100).....10/11/14
7.	.407	vs. Stanislaus State (46-9-91).....9/2/17
8.	.392	at Hawaii Hilo (38-7-79)11/17/17
9.	.384	vs. Dixie State (60-12-125)11/11/16
10.	.376	vs. Holy Names (45-13-85)9/18/14

Kills

1.	72	vs. Sonoma State11/30/17
2-3.	71	Twice: last vs. Hawaii Hilo10/16/14
4.	70	vs. Dominican10/17/15
5.	69	vs. Concordia (CA)11/5/16
	69	at CSU Bakersfield10/13/18
7.	68	vs. CSU Bakersfield10/6/18
	68	vs. Dixie State10/25/14
9.	67	vs. NM State9/20/18
	67	vs. Dixie State10/22/16
3-game:	53	Twice: last vs. Western Washington9/7/17
4-game:	72	vs. Sonoma State11/30/17
5-game:	71	Twice: last vs. Hawaii Hilo10/16/14

Total Attempts

1.	194	vs. UC Riverside10/23/18
2.	190	vs. Dominican10/17/15
3.	189	vs. Point Loma10/29/14
4-5.	187	Twice: last vs. BYU-Hawaii11/8/14
6.	186	at CSU Bakersfield10/13/18
7-8.	184	Twice: last vs. Cal Poly Pomona9/14/13
9.	183	vs. Sonoma State11/30/17
10.	182	vs. Kansas City10/27/18
3-game:	143	vs. Fresno Pacific9/19/14
4-game:	187	vs. BYU-Hawaii11/8/14
5-game:	194	vs. UC Riverside10/23/18

Assists

1.	67	vs. Concordia (CA)11/5/16
2-5.	66	Four times: last vs. UC Riverside10/23/18
6.	65	at CSU Bakersfield11/13/18
7.	64	vs. CSU Bakersfield10/6/18
8-9.	63	Twice: last vs. Sonoma State11/30/17
10-11.	62	Twice: last vs. Fresno Pacific10/11/16
3-game:	51	vs. Fresno Pacific9/19/14
4-game:	63	vs. Sonoma State11/30/17
5-game:	67	vs. Concordia (CA)11/5/16

Digs

1.	92	vs. Hawaii Hilo10/16/14
2.	91	vs. Point Loma10/29/14
3.	85	vs. Dominican10/17/15
4.	83	vs. Notre Dame de Namur10/5/16
5-7.	82	Three times: last at CSU Bakersfield10/13/18
8-9.	81	Twice: last vs. Hawaii Pacific11/6/14
10-11.	80	twice: last vs. Georgia State8/25/18
3-game:	69	Twice: last Western Washington12/1/16
4-game:	82	vs. BYU-Hawaii11/8/14
5-game:	92	vs. Hawaii Hilo10/16/14

Service Aces

1-2.	13	Twice: last vs. Azusa Pacific10/24/13
3.	12	vs. Academy of Art10/12/13
4-7.	11	Four times: last at Utah Valley9/27/18
8-15.	10	Eight times: last at Chaminade11/18/17
16-21.	9	Seven times: last vs. CSU Bakersfield10/6/18

Total Blocks

1-2.	20	Twice: last vs. Holy Names10/15/15
3.	18	vs. Academy of Art11/3/16
4-5.	17	Twice: last vs. Cal State Dominguez Hills9/27/17
5-10.	16	Five times: last vs. Dixie State11/3/17
11-14.	15	Four times: last vs. NM State9/20/18

Current year achievements listed in bold.

NCAA ERA (2013-18) SINGLE-SEASON RECORDS

Kills

Lauren Hackett, 2016	492
Lauren Hackett, 2015	418
Tesa Oaks , 2018	408
Jenna Perry, 2016	405
Lauren Hackett, 2014	393
Lauren Hackett, 2017	384
Megan Sester , 2018	377
Michelle Waber, 2014	376
Jenna Perry, 2015	354
Kim McCalmont, 2013	344

Attempts

Tesa Oaks , 2018	1,209
Lauren Hackett, 2016	1,188
Lauren Hackett, 2015	1,158
Megan Sester , 2018	1,112
Lauren Hackett, 2014	1,072
Michelle Waber, 2014	1,067
Kim McCalmont, 2013	1,028
Summer Avery , 2018	995
Lauren Hackett, 2017	959
Jenna Perry, 2016	945

Kills Per Set

Lauren Hackett, 2016	4.47
Lauren Hackett, 2015	3.98
Lauren Hackett, 2017	3.88
Lauren Hackett, 2014	3.78
Jenna Perry, 2016	3.68
Michelle Waber, 2014	3.55
Tesa Oaks , 2018	3.49
Madison Witt, 2017	3.39
Jenna Perry, 2015	3.37
McKenna Witt, 2017	3.33

Hitting Percentage (min. 200 attacks)

Sydney Marks , 2017	.342
Jenna Perry, 2014	.341
Jessica Harris, 2014	.339
Madison Witt, 2017	.336
Sydney Marks , 2018	.317
Jessica Harris, 2016	.309
Jenna Perry, 2016	.303
Abbie Gortsema, 2016	.291
Abbie Gortsema, 2015	.291
Jelena Dragovic, 2013	.290

Assists

Natalie Zimmerer , 2018	1,316
Sydney Kralj, 2016	1,132
Sydney Kralj, 2017	1,105
Taylor Parker, 2013	1,075
Jordyn Siko, 2015	1,062
Jordyn Siko, 2014	751

Assists Per Set

Sydney Kralj, 2017	11.39
Sydney Kralj, 2016	10.99
Jordyn Siko, 2014	10.73
Jordyn Siko, 2015	10.51
Natalie Zimmerer , 2018	10.44
Taylor Parker, 2013	10.14

Service Aces

Taylor Parker, 2013	47
Lauren Hackett, 2016	36
Lauren Hackett, 2017	35
Tesa Oaks , 2018	34
Elizabeth Gilley , 2018	32
Katie Rotundo, 2013	30
Cassidy Dennison , 2018	29
Tori Ortman, 2016	28
McKenna Witt, 2017	27
Elizabeth Gilley , 2017	26
Elizabeth Gilley , 2016	26
Kristin McCord, 2015	26
Lauren Hackett, 2015	26

Service Aces Per Set

Taylor Parker, 2013	0.44
Lauren Hackett, 2017	0.35
Lauren Hackett, 2016	0.33
Katie Rotundo, 2013	0.33
Tesa Oaks , 2018	0.29
Elizabeth Gilley , 2016	0.28
McKenna Witt, 2017	0.27
Elizabeth Gilley , 2017	0.27
Cassidy Dennison , 2018	0.25
Elizabeth Gilley , 2018	0.25
Tori Ortman, 2016	0.25
Kristin McCord, 2015	0.25
Lauren Hackett, 2015	0.25

Digs

Nicole Abreu , 2018	580
Becky Moodie, 2014	429
Tori Ortman, 2016	404
Tori Ortman, 2015	398
Katie Rotundo, 2013	348
Summer Avery , 2018	342
Nicci Hinderaker, 2017	338
Tesa Oaks , 2018	331
Natalie Zimmerer , 2018	310
Michelle Waber, 2014	306

Digs Per Set

Nicole Abreu , 2018	4.57
Becky Moodie, 2014	4.47
Katie Rotundo, 2013	3.82
Tori Ortman, 2015	3.79
Tori Ortman, 2016	3.67
Nicci Hinderaker, 2017	3.41
McKenna Witt, 2017	2.93
Michelle Waber, 2014	2.89
Tesa Oaks , 2018	2.83
Summer Avery , 2018	2.69
Kim McCalmont, 2013	2.69

Blocks

Malika O'Brien, 2013	151
Abbie Gortsema, 2015	141
Yagoda Jedrzejczak , 2017	140
Jessica Harris, 2014	128
Abbie Gortsema, 2016	123
Sydney Marks , 2018	117
Jessica Harris, 2016	117
Yagoda Jedrzejczak , 2018	114
Sydney Marks , 2017	99
Jenna Perry, 2015	95

Blocks Per Set

Jessica Harris, 2015	1.42
Malika O'Brien, 2013	1.42
Yagoda Jedrzejczak , 2017	1.41
Abbie Gortsema, 2015	1.34
Jessica Harris, 2014	1.20
Abbie Gortsema, 2016	1.12
Jessica Harris, 2016	1.06
Sydney Marks , 2017	0.99
Yagoda Jedrzejczak , 2018	0.94
Madison Witt, 2017	0.92

Current players listed in bold.

MATCH-BY-MATCH RESULTS (since 1992)

1992

Record: 27-8 overall, 8-4 GSAC

Coach: Gene Krieger

9/1	CS Los Angeles	A	W	3-1
9/2	CS San Bernardino	H	W	3-1
9/4	Colorado Christian	N	W	3-2
9/4	Adams State (CO)	N	W	3-0
9/4	Grand Canyon	A	W	3-2
9/5	Colorado Christian	N	W	3-0
9/5	Grand Canyon	A	L	1-3
9/8	Christian Heritage	H	W	3-0
9/11	La Verne	H	W	3-0
9/15	CS Dominguez Hills	H	W	3-1
9/17	Biola	A	W	3-1
9/19	* Westmont	H	L	2-3
9/22	Redlands	H	W	3-0
9/25	* Fresno Pacific	A	W	3-1
9/26	* Azusa Pacific	A	L	1-3
10/2	* Christ College	H	W	3-2
10/3	* SCC	A	W	3-0
10/9	The Master's	A	W	3-0
10/10	* Point Loma Nazarene	H	W	3-1
10/13	Biola	H	W	3-0
10/16	* Westmont	A	L	2-3
10/23	* Fresno Pacific	H	W	3-2
10/24	* Azusa Pacific	H	W	3-1
10/30	* SCC	H	L	2-3
10/31	* Christ College	A	W	3-1
11/7	* Point Loma Nazarene	A	W	3-1
11/13	# Point Loma Nazarene	N	W	3-0
11/14	# Westmont	A	W	3-1
12/3	^ Moorhead State (MN)	N	L	1-2
12/3	^ St. Th. Aquinas (NY)	N	W	2-0
12/4	^ Carroll (MT)	N	L	1-2
12/4	^ Georgetown (KY)	N	W	2-1
12/4	^ Northwestern (IA)	N	W	3-1
12/5	^ Henderson State (AR)	N	W	3-1
12/5	^ BYU-Hawaii	N	L	0-3

NALA District Playoffs

^ NALA Championship Tournament

1993

Record: 20-9, 10-2

Record: Gene Krieger

9/3	Humboldt State	N	W	3-0
9/3	Northern Montana	N	W	3-0
9/4	SCC	N	W	2-3
9/4	Cal Poly Pomona	N	W	3-1
9/4	CS Los Angeles	N	L	0-3
9/9	Idaho State	H	L	0-3
9/16	Hawaii-Hilo	H	L	1-3
9/18	* Westmont	A	L	1-3
9/22	CS Bakersfield	A	L	0-3
9/24	* Fresno Pacific	H	W	3-2
9/25	* Azusa Pacific	H	W	3-1
10/1	* Concordia	A	W	3-0
10/2	* SCC	H	W	3-0
10/5	CS Dominguez Hills	A	W	3-0
10/9	* Point Loma Nazarene	A	W	3-1
10/12	Biola	H	L	1-3
10/15	* Westmont	H	W	3-0
10/22	* Fresno Pacific	A	W	3-0
10/23	* Azusa Pacific	A	W	3-1
10/29	* SCC	A	L	1-3
10/30	* Concordia	H	W	3-1
11/6	* Point Loma Nazarene	H	W	3-0
11/13	# SCC	H	W	3-0
11/19	# Biola	A	W	3-0
11/20	# Westmont	A	W	3-1

12/2	^ Southwest State (MN)	N	W	2-0
12/2	^ New England (ME)	N	W	2-0
12/3	^ Graceland (IA)	N	L	1-2
12/3	^ Henderson St. (AR)	N	L	1-2

NALA District Playoffs

^ NALA Championship Tournament

1994

Record: 14-14 overall, 7-7 GSAC

Coach: Gene Krieger

9/1	Hawaii-Hilo	A	L	0-3
9/1	Central Washington	N	W	3-0
9/1	Portland State	N	L	0-3
9/2	Hawaii Pacific	A	W	3-2
9/3	UC Riverside	N	L	0-3
9/9	Simon Fraser	N	W	2-0
9/9	Hawaii Pacific	N	L	0-2
9/9	Texas Western	N	L	0-2
9/10	Point Loma Nazarene	A	W	2-0
9/10	Biola	N	W	3-0
9/10	Western New Mexico	N	W	2-1
9/13	The Master's	H	W	3-1
9/16	* Concordia	H	L	2-3
9/17	* Point Loma Nazarene	H	W	3-1
9/21	CS San Bernardino	A	L	2-3
9/23	* Westmont	A	W	3-2
9/24	* Biola	A	L	0-3
9/30	* Fresno Pacific	H	W	3-1
10/1	* Azusa Pacific	H	L	0-3
10/8	* Concordia	A	L	2-3
10/14	* SCC	H	W	3-1
10/15	* Point Loma Nazarene	A	L	1-3
10/21	* Westmont	H	W	3-2
10/22	* Biola	H	W	3-1
10/28	* Fresno Pacific	A	L	1-3
10/29	* Azusa Pacific	A	L	2-3
11/5	* SCC	A	W	3-1
11/12	# Biola	A	L	2-3

Far West Regional Tournament

1995

Record: 17-13 overall, 7-7 GSAC

Coach: Gene Krieger

8/31	St. Martin's (WA)	H	W	3-0
9/1	Concordia (MI)	N	W	3-0
9/1	Texas-Permian Basin	N	W	3-0
9/2	Pacific Lutheran	N	W	3-0
9/2	Fresno Pacific	N	L	0-3
9/7	Chaminade	A	W	3-0
9/8	BYU-Hawaii	A	L	0-3
9/9	Hawaii Pacific	A	W	3-2
9/13	* Westmont	A	L	2-3
9/16	* Biola	A	L	0-3
9/19	* Fresno Pacific	H	L	0-3
9/23	* Azusa Pacific	H	W	3-1
9/26	* Concordia	A	W	3-0
9/30	* SCC	H	W	3-0
10/3	The Master's	A	L	2-3
10/7	* Point Loma Nazarene	H	L	2-3
10/10	* Westmont	H	W	3-0
10/14	* Biola	H	W	3-0
10/17	* Fresno Pacific	A	L	0-3
10/21	* Azusa Pacific	A	L	2-3
10/24	* SCC	A	W	3-0
10/28	* Concordia	H	W	3-1
11/4	* Point Loma Nazarene	A	L	0-3
11/11	# Concordia	A	W	3-2
11/17	# Point Loma Nazarene	N	L	2-3

11/18	# Azusa Pacific	N	W	3-0
	^ St. Ambrose (IA)	N	W	3-0
	^ BYU-Hawaii	N	L	0-3
	^ Northwestern (IA)	N	W	3-1
	^ St. Edwards (TX)	N	L	2-3

Far West Regional Tournament

^ NALA Championship Tournament

1996

Record: 18-15 overall, 6-8 GSAC

Coach: Mike Neece

8/30	Doane (NE)	N	W	3-1
8/30	Christian Heritage	N	W	3-0
8/30	Concordia	A	W	3-1
8/31	Chico State	N	W	3-0
8/31	Biola	N	L	1-3
9/6	CS San Bernardino	H	W	3-0
9/11	UC Riverside	A	L	1-3
9/13	% Western New Mexico	H	W	3-0
9/13	% Christian Heritage	H	W	3-0
9/14	% Bethany	H	W	3-0
9/14	% Holy Names	H	W	3-0
9/17	* Fresno Pacific	A	L	0-3
9/21	* Concordia	A	W	3-0
9/24	* SCC	A	W	3-2
9/27	Christian Heritage	A	L	2-3
9/28	* Point Loma Nazarene	A	L	1-3
10/1	* Westmont	H	L	1-3
10/5	* Biola	H	L	0-3
10/12	* Azusa Pacific	A	W	3-2
10/15	* Fresno Pacific	H	L	1-3
10/19	* SCC	H	W	3-0
10/22	* Concordia	H	W	3-0
10/26	* Point Loma Nazarene	H	L	2-3
10/29	* Westmont	A	L	0-3
11/1	* Biola	A	L	0-3
11/9	* Azusa Pacific	H	W	3-0
11/16	# Christian Heritage	A	W	3-1
11/22	# Fresno Pacific	A	L	0-3
11/23	# Point Loma Nazarene	N	W	3-2
	^ Seton Hill (PA)	N	W	3-0
	^ Lewis-Clark State	N	L	1-3
	^ Columbia (MO)	N	L	0-3
	^ Texas Lutheran	N	L	2-3

% Cal Baptist Invitational

Far West Regional Tournament

^ NALA Championship Tournament

1997

Record: 17-16 overall, 8-6 GSAC

Coach: Mike Neece

8/29	Concordia (MN)	N	W	3-0
8/29	Colo. School of Mines	N	W	3-1
8/30	Pacific Christian	N	W	3-1
8/30	CS Hayward	N	L	0-3
9/5	UC San Diego	N	L	0-3
9/5	Rio Grande (OH)	N	W	3-0
9/5	Georgetown (KY)	N	L	1-3
9/6	Liberty (VA)	N	L	1-3
9/20	* Concordia	A	W	3-1
9/23	* SCC	H	W	3-0
9/24	CS San Bernardino	A	L	1-3
9/27	* Point Loma Nazarene	A	L	2-3
9/30	* Westmont	A	L	2-3
10/4	* Biola	H	L	0-3
10/7	* Fresno Pacific	A	L	2-3
10/11	* Azusa Pacific	A	W	3-0
10/14	* SCC	A	W	3-1
10/16	Christian Heritage	H	L	1-3

MATCH-BY-MATCH RESULTS (since 1992)

10/18	* Concordia	H	W	3-1
10/21	CS Bakersfield	H	L	0-3
10/24	UC Riverside	H	L	2-3
10/25	* Point Loma Nazarene	H	W	3-1
10/28	* Westmont	H	W	3-0
11/1	* Biola	A	L	0-3
11/4	* Fresno Pacific	H	L	1-3
11/8	* Azusa Pacific	H	W	3-1
11/15	# Point Loma Nazarene	H	W	3-1
11/21	* Biola	A	W	3-1
11/22	# Fresno Pacific	N	L	1-3
	^ Puget Sound (WA)	N	W	3-2
	^ Olivet Nazarene (IL)	N	W	3-0
	^ St. Thomas	N	W	3-0
	^ Columbia (MO)	N	L	2-3

NALA District Playoffs

^ NALA Championship Tournament

1998

Record: 11-16 overall, 5-9 GSAC

Coach: Mike Neece

9/2	CS San Bernardino	H	L	1-3
9/4	Dickinson State (ND)	N	L	0-3
9/4	Fresno Pacific	N	L	0-3
9/5	St. Edwards	N	L	0-3
9/5	Palm Beach Atlantic	N	L	forfeit
9/11	Bethany	N	W	3-1
9/11	Dominican	N	L	0-3
	Concordia	N	W	3-2
	Notre Dame (CA)	N	W	3-0
9/12	CS Monterey Bay	A	W	3-0
9/19	* Fresno Pacific	H	L	0-3
9/22	* Point Loma Nazarene	A	W	3-0
9/26	* SCC	A	W	3-0
9/29	* Biola	H	L	2-3
10/3	* Westmont	H	L	2-3
10/6	* Azusa Pacific	A	L	1-3
10/10	Hope International	H	W	3-0
10/13	* Point Loma Nazarene	H	W	3-0
10/15	Hope International	A	W	3-2
10/17	* Fresno Pacific	A	L	0-3
10/24	* SCC	H	L	2-3
10/27	* Azusa Pacific	H	L	1-3
10/30	* Concordia	A	W	3-1
10/31	* Westmont	A	L	2-3
11/3	* Biola	A	L	1-3
11/7	* Concordia	H	W	3-0
11/17	# Westmont	A	L	1-3

Far West Regional Tournament

1999

Record: 28-5 overall, 16-2 GSAC

Coach: Mike Neece

9/10	U.S. International	N	W	3-0
9/10	Judson (IL)	N	W	3-0
9/10	The Master's	N	W	3-0
9/11	Dominican	N	W	3-1
9/11	Fresno Pacific	A	W	forfeit
9/14	* Point Loma Nazarene	H	W	3-0
9/17	* Fresno Pacific	H	W	forfeit
9/18	* Biola	A	W	3-1
9/21	* Vanguard	A	W	3-2
9/23	The Master's	A	W	3-1
9/25	* Hope International	H	W	3-0
9/28	* Christian Heritage	A	W	3-0
10/1	* Concordia	A	W	3-2
10/2	Embry-Riddle (AZ)	H	W	3-0
10/5	* Azusa Pacific	H	W	3-0

10/9	* Westmont	H	W	3-0
10/12	* Point Loma Nazarene	A	W	3-1
10/15	* Fresno Pacific	A	L	0-3
10/16	* Biola	H	W	3-1
10/19	* Vanguard	H	W	3-1
10/23	* Hope International	A	W	3-0
10/26	* Christian Heritage	H	W	3-0
10/29	* Concordia	H	W	3-0
10/30	The Master's	H	W	3-0
11/2	* Azusa Pacific	A	W	3-0
11/6	* Westmont	A	L	0-3
11/19	# Westmont	H	L	2-3
11/20	# Biola	H	W	3-0
12/1	^ Western Oregon	N	W	3-0
12/2	^ St. Ambrose (IA)	N	W	3-1
12/2	^ Ozarks (MO)	N	W	3-0
12/3	^ Columbia (MO)	N	L	0-3
12/3	^ Fresno Pacific	A	L	2-3

NALA Region II Playoffs

^ NALA Championship Tournament

2000

Record: 11-12 overall, 9-9 GSAC

Coach: Wayne White

8/25	CS Los Angeles	A	L	0-3
8/25	UC San Diego	N	L	1-3
8/26	CS San Bernardino	N	L	0-3
9/12	* Point Loma Nazarene	A	L	0-3
9/15	* Fresno Pacific	A	L	1-3
9/16	* Biola	H	L	2-3
9/19	* Vanguard	A	W	3-2
9/21	The Master's	H	W	3-1
9/23	* Hope International	A	W	3-1
9/26	* Christian Heritage	H	W	3-0
9/30	* Concordia	H	W	3-1
10/3	* Azusa Pacific	H	L	0-3
10/7	* Westmont	A	L	0-3
10/10	* Point Loma Nazarene	H	L	0-3
10/13	* Fresno Pacific	H	L	0-3
10/14	* Biola	A	L	2-3
10/17	* Vanguard	H	W	3-1
10/21	* Hope International	H	W	3-0
10/24	* Christian Heritage	A	W	3-2
10/27	The Master's	A	W	3-1
10/28	* Concordia	A	W	3-0
10/31	* Azusa Pacific	A	L	1-3
11/4	* Westmont	H	W	3-0

2001

Record: 6-18 overall, 5-15 GSAC

Coaches: Eric Boyles/Doug Huckaby

8/31	Robert Morris (IL)	N	W	3-1
8/31	Point Loma Nazarene	A	L	0-3
9/1	Madonna (MI)	N	L	0-3
9/1	Albertson (ID)	N	L	1-3
9/4	* Vanguard	A	L	0-3
9/8	* Biola	H	L	2-3
9/11	* The Master's	H	L	1-3
9/18	* Concordia	H	W	3-0
9/22	* Hope International	A	W	3-1
9/25	* Azusa Pacific	H	L	0-3
9/28	* Westmont	H	L	1-3
10/2	* Point Loma Nazarene	A	L	0-3
10/6	* Christian Heritage	H	W	3-1
10/9	* Vanguard	H	W	3-2
10/13	* Biola	A	L	0-3
10/16	* The Master's	A	L	0-3
10/20	* Fresno Pacific	H	L	0-3
10/23	* Concordia	A	L	0-3

10/26	* Fresno Pacific	A	L	0-3
10/27	* Hope International	H	W	3-1
10/30	* Azusa Pacific	A	L	0-3
11/3	* Westmont	A	L	1-3
11/6	* Point Loma Nazarene	H	L	0-3
11/10	* Christian Heritage	A	L	0-3

2002

Record: 15-19 overall, 6-14 GSAC

Coach: Ryan McGuyre

8/26	Roberts Wesleyan	H	W	3-2
8/30	St. Thomas (FL)	N	L	2-3
8/30	Georgetown (KY)	N	L	1-3
8/31	Carroll (MT)	N	L	1-3
8/31	Christian Heritage	N	L	2-3
9/3	CS Dominguez Hills	H	W	3-1
9/6	Dominican	N	W	3-0
9/6	Holy Names	N	W	3-0
9/7	Notre Dame de Namur	N	L	2-3
9/7	CS Monterey Bay	A	W	3-1
9/10	* Vanguard	H	W	3-0
9/13	The Citadel	H	W	3-0
9/14	* Biola	A	L	0-3
9/17	* The Master's	A	L	0-3
9/21	* Fresno Pacific	H	L	0-3
9/24	* Concordia	A	W	3-1
9/27	Embry-Riddle (AZ)	H	W	3-0
9/28	* Hope International	H	W	3-1
10/1	* Azusa Pacific	A	L	1-3
10/5	* Westmont	A	W	3-0
10/8	* Point Loma Nazarene	H	L	0-3
10/11	Alliant International	A	W	3-1
10/12	* Christian Heritage	A	L	1-3
10/15	* Vanguard	A	L	2-3
10/19	* Biola	H	L	1-3
10/22	* The Master's	H	L	1-3
10/26	* Fresno Pacific	A	L	0-3
10/29	* Concordia	H	W	3-1
10/30	Alliant International	H	W	3-0
11/2	* Hope International	A	W	3-0
11/5	* Azusa Pacific	H	L	1-3
11/8	* Westmont	H	L	1-3
11/12	* Point Loma Nazarene	A	L	0-3
11/16	* Christian Heritage	H	L	1-3

2003

Record: 9-23 overall, 1-19

Coach: Ryan McGuyre

8/22	Haskell (KS)	N	W	3-0
8/22	College of Southwest (NM)	N	W	3-0
8/23	Embry-Riddle (AZ)	A	W	3-0
8/23	Newman (KS)	N	L	0-3
9/2	* Christian Heritage	H	L	2-3
9/4	Alaska Anchorage	A	L	1-3
9/5	Western New Mexico	N	L	0-3
9/5	Nova Southeastern (FL)	N	W	3-1
9/6	Nova Southeastern (FL)	N	L	0-3
9/9	* Concordia	H	L	1-3
9/10	Pacific Union	H	W	3-0
9/12	Alliant International	H	W	3-1
9/13	* Hope International	A	L	1-3
9/16	* Azusa Pacific	A	W	3-2
9/20	* Westmont	H	L	0-3
9/23	* Point Loma Nazarene	A	L	0-3
9/27	* Christian Heritage	A	L	0-3
9/30	* Vanguard	H	L	0-3
10/4	* Biola	A	L	0-3
10/7	* The Master's	A	L	0-3
10/11	* Fresno Pacific	A	L	0-3
10/14	* Concordia	A	L	0-3

MATCH-BY-MATCH RESULTS (since 1992)

10/16	La Sierra	A	W	3-0
10/18	* Hope International	H	L	0-3
10/21	* Azusa Pacific	H	L	0-3
10/24	* Westmont	A	L	0-3
10/25	Embry-Riddle (AZ)	H	W	3-2
11/4	* Vanguard	A	L	1-3
11/8	* Biola	H	L	0-3
11/11	* The Master's	H	L	0-3
11/13	* Point Loma Nazarene	H	L	1-3
11/15	* Fresno Pacific	H	L	0-3

2004

Record: 37-5 overall, 16-4 GSAC

Coach: Ryan McGuyre

8/27	Daemen (NY)	N	W	3-0
8/27	Houghton (NY)	N	W	3-0
8/28	Roberts Wesleyan (NY)	A	W	3-0
8/28	Houghton (NY)	N	W	3-0
9/3	Alliant Int'l	N	W	3-0
9/3	Bethany	N	W	3-0
9/4	Notre Dame de Namur	N	W	3-1
9/4	Mount Marty (SD)	N	W	3-0
9/7	*Concordia	A	L	2-3
9/10	*Hope International	H	W	3-1
9/14	*Azusa Pacific	A	L	0-3
9/18	*Westmont	A	W	3-0
9/21	*Point Loma Nazarene	H	W	3-0
9/25	*Christian Heritage	A	W	3-0
9/28	*Vanguard	A	W	3-1
10/2	*Biola	H	W	3-2
10/5	*The Master's	H	L	1-3
10/8	*Fresno Pacific	A	L	1-3
10/12	*Concordia	H	W	3-2
10/14	*Hope International	A	W	3-0
10/16	Alliant International	H	W	3-0
10/16	Palm Beach Atlantic	H	W	3-1
10/19	*Azusa Pacific	H	W	3-0
10/22	*Westmont	H	W	3-0
10/23	La Sierra	H	W	3-0
10/26	*Point Loma Nazarene	A	W	3-0
10/29	Alliant Int'l	A	W	3-0
11/02	*Vanguard	H	W	3-0
11/04	*Christian Heritage	H	W	3-0
11/06	*Biola	A	W	3-1
11/09	*The Master's	A	W	3-0
11/13	*Fresno Pacific	H	W	3-2
11/16	# The Master's	H	W	3-0
11/19	# Concordia	N	W	3-2
11/20	# Fresno Pacific	A	L	0-3
12/1	% Houston Baptist	N	W	3-0
12/2	% Savannah Art/Design	N	W	3-0
12/2	% Union (TN)	N	W	3-0
12/3	% Columbia (MO)	N	W	3-1
12/3	% Texas Wesleyan	N	W	3-0
12/4	% National American	N	W	3-0
12/4	% Concordia (CA)	N	W	3-1

NAIA Region II Playoffs
% NAIA Championship Tournament
NAIA CHAMPIONS

2005

Record: 34-5 overall, 18-2 GSAC

Coach: Ryan McGuyre

8/26	Cornerstone (MI)	N	L	2-3
8/26	Savannah A&D (GA)	N	W	3-1
8/27	Notre Dame de Namur	N	W	3-0
8/27	Oregon Tech	N	W	3-0
9/02	Savannah A&D (GA)	N	W	3-1

9/02	Southern Oregon	N	W	3-0
9/03	Carroll (MT)	N	W	3-0
9/03	Georgetown (KY)	N	W	3-0
9/06	*Point Loma Nazarene	A	W	3-0
9/09	Embry-Riddle (AZ)	H	W	3-0
9/10	* San Diego Christian	H	W	3-0
9/13	* Vanguard	H	W	3-0
9/17	* Biola	A	W	3-0
9/20	* The Master's	A	W	3-0
9/24	* Fresno Pacific	H	L	0-3
9/27	* Concordia	A	W	3-0
10/01	* Hope International	H	W	3-0
10/04	* Westmont	A	W	3-0
10/06	* Azusa Pacific	A	W	3-0
10/08	* Hope International	A	W	3-0
10/11	* Point Loma Nazarene	H	W	3-0
10/15	* San Diego Christian	A	W	3-0
10/18	* Vanguard	A	W	3-1
10/22	* Biola	H	W	3-1
10/25	* The Master's	H	W	3-1
10/29	* Fresno Pacific	A	L	0-3
11/01	* Concordia	H	W	3-0
11/10	* Azusa Pacific	H	W	3-1
11/12	* Westmont	H	W	3-0
11/15	# Vanguard	H	W	3-1
11/18	# Azusa Pacific	H	W	3-1
11/19	# Fresno Pacific	A	L	1-3
11/30	% Doane (Neb.)	N	W	3-1
11/30	% Cedarville (Ohio)	N	W	3-0
12/01	% St. Mary (Neb.)	N	W	3-1
12/02	% Columbia (Mo.)	N	L	1-3
12/02	% Fresno Pacific	N	W	3-1
12/03	% Madonna (Mich)	N	W	3-2
12/03	% Columbia (Mo.)	N	W	3-0

NAIA Region II Playoffs
% NAIA Championship Tournament
NAIA CHAMPIONS

2006

Record: 32-8 overall, 16-4 GSAC

Coach: Ryan McGuyre

8/25	Dixie State (UT)	N	W	3-0
8/26	Olivet Nazarene (IL)	N	W	3-0
8/25	Great Falls (MT)	N	W	3-1
8/26	Nat'l American (SD)	N	L	1-3
8/30	Westminster (UT)	H	W	3-0
9/1	Holy Names	N	W	3-0
9/1	Lewis-Clark St. (ID)	N	W	3-0
9/2	Carroll (MT)	N	W	3-0
9/2	Houston Baptist (TX)	N	W	3-0
9/2	Viterbo (WI)	N	W	3-0
9/5	*Pt. Loma Nazarene	H	W	3-0
9/9	*San Diego Christian	A	W	3-0
9/12	*Vanguard	A	W	3-0
9/16	*Biola	H	W	3-1
9/19	*The Master's	H	W	3-1
9/23	*Fresno Pacific	A	L	0-3
9/26	*Concordia	H	W	3-1
9/29	Missouri Baptist	H	W	3-0
9/30	*Hope International	H	W	3-0
10/3	*Westmont	H	W	3-0
10/5	*Azusa Pacific	H	W	3-0
10/7	*Hope International	A	W	3-0
10/10	*Pt. Loma Nazarene	A	W	3-0
10/13	CS San Bernardino	A	L	0-3
10/14	*San Diego Christian	H	W	3-0
10/17	*Vanguard	H	L	2-3

10/21	*Biola	A	L	1-3
10/24	*The Master's	A	W	3-0
10/27	*Fresno Pacific	H	W	3-2
10/31	*Concordia	A	L	0-3
11/9	*Azusa Pacific	A	W	3-1
11/11	*Westmont	A	W	3-0
11/14	*Pt. Loma Nazarene	H	W	3-0
11/17	#Concordia	N	L	1-3
11/18	#Azusa Pacific	N	W	3-0
11/29	%Lee (TN)	N	W	3-0
11/30	%Cedarville (OH)	N	W	3-0
11/30	%Albertson (ID)	N	W	3-0
12/1	%Saint Mary (NE)	N	W	3-0
12/2	%Nat'l American (SD)	N	L	0-3

%NAIA Region II Playoffs
@NAIA National Championship

2007

Record: 32-5 overall, 18-2 GSAC

Ryan McGuyre

8/23	Tampa (FL)	N	W	3-1
8/24	Colorado Springs	N	W	3-0
8/25	Western Washington	N	L	2-3
8/31	Northern (IA)	N	W	3-0
8/31	Doane (NE)	N	W	3-1
9/1	College of the Ozarks	N	W	3-0
9/1	Olivet Nazarene	N	W	3-0
9/4	*The Master's	A	W	3-0
9/8	*Fresno Pacific	H	W	3-1
9/11	*Concordia	A	W	3-1
9/13	Cal State San Bernardino	N	W	3-1
9/15	*Hope International	H	W	3-1
9/18	*Westmont	A	W	3-0
9/20	*Azusa Pacific	A	W	3-2
9/25	*Pont Loma Nazarene	H	W	3-1
9/29	*San Diego Christian	A	W	3-0
10/2	*Vanguard	A	W	3-1
10/6	*Biola	H	W	3-0
10/9	*The Master's	H	W	3-0
10/13	*Fresno Pacific	A	L	0-3
10/16	*Concordia	H	W	3-0
10/20	*Hope International	A	W	3-1
10/25	*Azusa Pacific	H	W	3-0
10/27	*Westmont	H	W	3-0
10/30	*Point Loma Nazarene	A	W	3-0
11/3	*San Diego Christian	H	W	3-0
11/6	*Vanguard	H	W	3-0
11/10	*Biola	A	W	3-1
11/13	%Vanguard	H	W	3-0
11/16	%Concordia	A	W	3-0
11/17	%Fresno Pacific	A	L	0-3
11/28	^Virginia-Wise (VA)	N	W	3-0
11/28	^Texas-Brownsville	N	W	3-0
11/29	^Lewis-Clark St. (ID)	N	W	3-0
11/30	^Northwester (IA)	N	W	3-0
12/1	^Concordia	N	W	3-0
12/1	^Fresno Pacific	N	L	1-3

%NAIA Region II Tournament
^NAIA National Championship

2008

Record: 28-9 overall, 13-7 GSAC

Coach: Ryan McGuyre

8/22	Indiana Wesleyan	N	W	3-0
8/22	Daemen NY	N	W	3-0
8/23	Great Falls MT	N	W	3-0
8/23	Eastern Oregon	N	W	3-0
8/29	Embry-Riddle	N	W	3-0
8/29	Chaminade University	A	W	3-0



MATCH-BY-MATCH RESULTS (since 1992)

8/30	BYU-Hawaii	A	W	3-0
8/30	Hawaii Pacific	A	W	3-0
9/5	Cal Poly Pomona	H	W	3-1
9/6	Dominican	N	W	3-0
9/6	San Francisco State	N	W	3-1
9/9	*The Master's	H	W	3-2
9/13	*Fresno Pacific	A	L	0-3
9/16	*Concordia	H	W	3-1
9/20	*Hope International	A	W	3-2
9/23	*Westmont	H	W	3-0
9/25	*Azusa Pacific	H	W	3-0
9/27	CSU San Bernardino	A	L	1-3
9/30	*Point Loma Nazarene	A	L	0-3
10/04	*San Diego Christian	H	W	3-0
10/7	*Vanguard	H	W	3-1
10/11	*Biola	A	L	0-3
10/14	*The Master's	A	W	3-1
10/18	*Fresno Pacific	H	L	0-3
10/21	*Concordia	A	L	0-3
10/25	*Hope International	H	W	3-0
10/30	*Azusa Pacific	A	L	2-3
11/01	*Westmont	A	W	3-0
11/04	*Point Loma Nazarene	H	W	3-0
11/8	*San Diego Christian	A	W	3-0
11/11	*Vanguard	A	W	3-1
11/15	*Biola	H	L	2-3
12/02	Indiana Tech	N	W	3-0
12/03	^College of Idaho	N	W	3-1
12/04	^Georgetown	N	W	3-1
12/05	^Lubbock Chrstian	N	W	3-0
12/06	^Fresno Pacific	N	L	0-3
^NAIA National Championship				

2009

Record: 29-6 overall, 16-4 GSAC

Coach: Ryan McGuyre

8/20	Montana State-Northern	N	W	3-0
8/21	Rocky Mountain (MT)	N	W	3-0
8/21	Great Falls (MT)	A	W	3-1
8/22	Montana Tech	N	W	3-0
8/22	Carroll (MT)	A	W	3-2
9/2	*Westmont	A	W	3-1
9/4	Northwest (WA)	N	W	3-0
9/4	Lewis-Clarke (ID)	N	W	3-0
9/4	Cornerstone (MI)	N	W	3-2
9/5	Westminster	N	W	3-0
9/5	Oklahoma City	N	W	3-1
9/10	*Azusa Pacific	A	W	3-0
9/15	*Point Loma Nazarene	H	W	3-0
9/19	*San Diego Christian	A	W	3-0
9/22	*Vanguard	A	L	2-3
9/26	*Biola	H	W	3-1
9/29	*The Master's	H	W	3-0
10/3	*Fresno Pacific	A	L	2-3
10/6	*Concordia	H	W	3-1
10/10	*Hope International	A	W	3-0
10/15	*Azusa Pacific	H	W	3-0
10/17	*Westmont	H	W	3-0
10/20	*Point Loma Nazarene	A	W	3-2
10/24	*San Diego Christian	H	W	3-0
10/27	*Vanguard	H	W	3-0
10/31	*Biola	A	L	1-3
11/3	*The Master's	A	W	3-0
11/7	*Fresno Pacific	H	L	2-3
11/10	*Concordia	A	W	3-2
11/12	CSU San Bernardino	H	L	2-3
11/14	*Hope International	H	W	3-1
12/1	^Mobile (AL)	N	W	3-0

12/2	^Taylor (IN)	N	W	3-0
12/3	^Vanguard	N	W	3-0
12/4	^Georgetown (KY)	N	L	1-3
^NAIA National Championship				

2010

Record: 33-6 overall, 16-4 GSAC

Coach: Ryan McGuyre

8/20	Sioux Falls (SD)	N	W	3-0
8/21	Texas Wesleyan	N	W	3-0
8/21	Houghton (NY)	N	W	3-0
8/21	Daemon (NY)	N	W	3-0
8/27	Baker (KS)	N	W	3-1
8/27	Hannigal La-Grange (MO)	N	W	3-0
8/28	William Jessup	N	W	3-0
8/28	Lindenwood (MO)	N	W	3-0
9/3	Jamestown (ND)	N	W	3-0
9/3	Colorado Christian	N	W	3-0
9/4	Montana Tech	N	W	3-0
9/4	Great Falls (MT)	N	W	3-0
9/7	*Westmont	H	W	3-2
9/9	*Azusa Pacific	H	W	3-1
9/14	*Point Loma Nazarene	A	W	3-1
9/15	Cal Poly Pomona	A	W	3-1
9/18	*San Diego Christian	H	W	3-0
9/21	*Vanguard	H	W	3-0
9/25	*Biola	A	L	1-3
9/28	*Tha Master's	A	W	3-1
10/2	*Fresno Pacific	H	L	1-3
10/5	*Concordia	A	W	3-0
10/9	*Hope International	H	W	3-0
10/14	*Azusa Pacific	A	L	2-3
10/16	*Westmont	A	W	3-1
10/19	*Point Loma Nazarene	H	W	3-1
10/21	Cal State San Bernardino	A	L	1-3
10/23	*San Diego Christian	A	W	3-0
10/26	*Biola	A	W	3-1
10/30	*Vanguard	H	W	3-1
11/2	*The Master's	H	W	3-0
11/6	*Fresno Pacific	A	W	3-0
11/9	*Concordia	H	L	2-3
11/13	*Hope International	A	W	3-0
11/30	^Bellvue (NE)	N	W	3-2
12/1	^Lindenwood (MO)	N	W	3-0
12/2	^Biola	N	W	3-0
12/3	^College of Idaho	N	W	3-0
12/4	^Columbia (MO)	N	L	2-3
^NAIA National Championship				

2011

Record: 26-10 overall, 11-5 PWC

Coach: Ryan McGuyre

9/2	San Francisco State	N	W	3-0
9/2	Simon Fraser	N	W	3-0
9/3	Anderson	N	W	3-0
9/3	Western New Mexico	N	W	3-0
9/9	Nebraska Omaha	N	L	2-3
9/9	Seattle Pacific	N	W	3-0
9/10	Concordia St. Paul	N	L	0-3
9/10	Metro State	N	L	0-3
9/14	Cal State L.A.	H	W	3-1
9/17	*Dixie State	A	W	3-1
9/21	Cal State San Bernardino	H	L	0-3
9/24	*Grand Canyon	A	L	2-3
9/30	*Hawaii Hilo	H	L	3-0
10/1	Hawaii Hilo	H	W	3-2
10/4	*BYU Hawaii	H	L	2-3
10/5	*BYU Hawaii	H	L	0-3

10/7	*Academy of Art	A	W	3-0
10/8	*Academy of Art	A	W	3-0
10/14	*Chaminade	H	W	3-0
10/15	*Chaminade	H	W	3-0
10/18	Cal Poly Pomona	H	W	3-0
10/20	*Hawaii Pacific	H	W	3-1
10/28	*Dixie State	H	W	3-0
10/29	*Grand Canyon	H	L	2-3
11/8	*Notre Dame de Namur	A	W	3-0
11/9	*Dominican	A	W	3-0
11/11	*Dominican	A	W	3-1
11/12	*Notre Dame de Namur	A	W	3-0
11/15	Azusa Pacific	A	L	2-3
11/17	+The Masters	H	W	3-0
12/1	^Colorado Christian	N	W	3-0
12/1	^Grace (IN)	N	W	3-0
12/2	^SW Assemblies of God (TX)	N	W	3-1
12/2	^Malone (IN)	N	W	3-0
12/3	^Palm Beach Atlantic	N	W	3-0
12/3	^Trinity Christian (IL)	N	W	3-1
+NCCAA Regional				
^NCCAA National Championship				

2012

Record: 19-8 overall, 12-4 PWC

Coach: Branden Higa

8/31	Holy Names	N	W	3-0
9/1	Humboldt State	A	W	3-1
9/1	Chico State	N	L	1-3
9/7	CSU Monterey Bay	N	W	3-0
9/7	Northwest Nazarene	N	W	3-2
9/8	San Francisco State	N	W	3-2
9/8	CSU East Bay	N	L	1-3
9/11	Azusa Pacific	A	W	3-1
9/14	CSU San Marcos	H	W	3-0
9/21	Notre Dame de Namur	H	W	3-0
9/22	Academy of Art	H	W	3-0
9/25	Point Loma	H	W	3-1
9/28	Dixie State	A	W	3-1
10/5	Grand Canyon	H	W	3-2
10/6	Dixie State	H	W	3-0
10/10	Hawaii Hilo	A	W	3-0
10/12	Chaminade	A	W	3-0
10/13	BYU-Hawaii	A	L	0-3
10/15	Hawaii Pacific	A	L	1-3
10/18	Concordia	A	L	0-3
10/23	Point Loma	A	W	3-1
10/27	Grand Canyon	A	L	1-3
11/2	Fresno Pacific	H	L	1-3
11/3	Azusa Pacific	H	W	3-0
11/8	Dominican	H	W	3-0
11/10	Holy Names	H	W	3-0
11/15	+Azusa Pacific	H	L	1-3
+NCCAA Regional				

2013

Record: 17-11 overall; 14-6 PWC

Coach: Branden Higa

9/6	SFSU	N	L	0-3
9/6	CSU Monterey Bay	A	L	2-3
9/7	Saint Martin's	N	W	3-1
9/7	Saint Martin's	N	W	3-0
9/13	CSU Dominguez Hills	N	L	2-3
9/13	UC San Diego	A	L	1-3
9/14	Cal Poly Pomona	N	W	3-2
9/14	CSU San Bernardino	N	L	2-3
9/19	Academy of Art*	A	W	3-1
9/20	Notre Dame de Namur*	A	W	3-0
9/21	Dominican*	A	W	3-1
9/25	Fresno Pacific*	H	W	3-0

MATCH-BY-MATCH RESULTS (since 1992)

9/27	Holy Names*	H	W	3-1
10/1	Azusa Pacific*	A	W	3-1
10/5	Point Loma*	H	L	1-3
10/10	Dixie State (UT)*	H	W	3-0
10/11	Notre Dame de Namur*	H	W	3-0
10/12	Academy of Art*	H	W	3-0
10/17	Hawaii Pacific*	A	W	3-0
10/18	Chaminade (HI)*	A	W	3-0
10/19	BYU Hawaii*	A	L	0-3
10/24	Azusa Pacific*	H	W	3-2
10/29	Point Loma	A	W	3-1
11/2	Dixie State (UT)*	A	L	2-3
11/8	BYU Hawaii*	H	L	0-3
11/9	UH-Hilo*	H	W	3-0
11/11	Hawaii Pacific*	H	L	1-3
11/16	Fresno Pacific*	A	L	1-3

2014

Record: 16-12 overall; 12-8 PWC

Coach: Branden Higa

9/5	CSU East Bay	A	W	3-2
9/5	Humboldt State	N	L	1-3
9/6	San Francisco State	N	W	3-0
9/6	Holy Names	N	W	3-0
9/11	#9 Western Washington	H	W	3-0
9/12	Alaska-Anchorage	H	L	2-3
9/13	#13 Central Washington	H	L	1-3
9/13	Northwest Nazarene	H	L	0-3
9/18	Holy Names*	H	W	3-0
9/19	Fresno Pacific*	H	W	3-0
9/25	Notre Dame de Namur*	A	W	3-0
9/26	Dominican*	A	W	3-0
9/27	Academy of Art*	A	L	2-3
10/2	Point Loma*	A	L	1-3
10/10	Academy of Art*	H	W	3-0
10/11	Notre Dame de Namur*	H	W	3-0
10/16	Hawaii-Hilo*	A	W	3-2
10/17	#4 BYU-Hawaii*	A	L	0-3
10/18	Chaminade*	A	W	3-1
10/22	Azusa Pacific*	H	W	3-0
10/25	Dixie State*	A	L	2-3
10/29	Point Loma*	H	L	2-3
10/30	Dixie State*	H	W	3-1
11/5	Chaminade*	H	W	3-2
11/6	Hawaii Pacific*	H	L	2-3
11/8	#4 BYU-Hawaii*	H	L	1-3
11/12	Azusa Pacific*	A	L	0-3
11/14	Fresno Pacific*	A	W	3-1

2015

Record: 21-7 overall; 14-6 PWC

Coach: Branden Higa

9/4	CSU East Bay	A	W	3-1
9/4	CSU Monterey Bay	N	W	3-1
9/5	Chico State	N	L	2-3
9/5	CSU Dominguez Hills	N	W	3-0
9/10	Alaska Fairbanks	N	W	3-0
9/11	Simon Fraser	N	W	3-0
9/11	Seattle Pacific	A	W	3-0
9/12	Montana State Billings	N	W	3-0
9/18	Dixie State*	H	W	3-2
9/19	Azusa Pacific*	A	L	1-3
9/25	Fresno Pacific*	H	W	3-0
9/26	Point Loma*	H	W	3-0
10/3	Concordia*	A	W	3-0
10/6	BYU-Hawaii*	H	L	2-3
10/8	Hawaii-Hilo*	H	W	3-0
10/10	Chaminade*	H	W	3-1
10/15	Holy Names*	H	W	3-1
10/17	Dominican*	H	W	3-2
10/22	BYU-Hawaii*	A	W	3-2

10/23	Hawaii Pacific*	A	W	3-1
10/24	Hawaii-Hilo*	A	L	1-3
10/31	Point Loma*	A	L	1-3
11/4	Dixie State*	A	L	1-3
11/7	Concordia*	H	W	3-0
11/12	Notre Dame de Namur*	A	W	3-0
11/13	Academy of Art*	A	L	1-3
11/14	Holy Names*	A	W	3-0
11/21	Azusa Pacific*	H	W	3-0

2016

Record: 29-1 overall; 15-5 PWC

Coach: Branden Higa

9/2	Western New Mexico	N	W	3-1
9/2	Saginaw Valley State	N	W	3-0
9/3	CSU Dominguez Hills	N	W	3-0
9/3	Chadron State	N	W	3-0
9/8	Sonoma State	A	W	3-1
9/9	#15 Cal State San Bernardino	N	L	0-3
9/9	#14 Western Washington	N	L	2-3
9/10	#12 Alaska Anchorage	N	L	1-3
9/17	Fresno Pacific*	H	W	3-0
9/21	Holy Names*	A	W	3-0
9/23	Notre Dame de Namur*	A	W	3-0
9/24	Dominican*	A	W	3-1
9/28	Hawaii Hilo*	H	W	3-0
10/1	Fresno Pacific*	A	W	3-2
10/5	Notre Dame de Namur*	H	L	2-3
10/8	Concordia*	A	W	3-2
10/12	Azusa Pacific*	H	W	3-2
10/15	Point Loma*	H	W	3-0
10/22	Dixie State*	A	W	3-2
10/28	Chaminade*	A	L	1-3
10/29	Hawaii Pacific*	A	W	3-0
11/3	Academy of Art*	H	W	3-1
11/5	Concordia*	H	L	2-3
11/7	Point Loma*	A	W	3-0
11/11	Dixie State*	H	W	3-1
11/12	BYU-Hawaii*	H	W	3-1
11/14	Hawaii Pacific*	H	L	1-3
11/19	Azusa Pacific*	H	L	1-3
12/1	Western Washington^	N	L	0-3

2017

Record: 29-1 overall; 20-0 PWC

Coach: Branden Higa

9/1	McKendree	N	W	3-0
9/2	Stanislaus State	N	W	3-0
9/2	#5 Winona State	N	W	3-1
9/7	#10 Western Washington	N	W	3-0
9/8	#14 Alaska Anchorage	A	W	3-0
9/8	Chico State	N	W	3-0
9/9	#11 CS San Bernardino	N	W	3-0
9/14	#19 Concordia (CA)	H	W	3-0
9/16	Dixie State	A	W	3-0
9/22	Point Loma	A	W	3-0
9/23	Notre Dame de Namur	H	W	3-0
9/26	Cal State Dominguez Hills	A	W	3-1
9/30	Concordia (CA)	A	W	3-0
10/4	Academy of Art	H	W	3-0
10/6	Dominican	A	W	3-0
10/7	Holy Names	A	W	3-0
10/11	Chaminade	H	W	3-0
10/14	#25 Azusa Pacific	H	W	3-0
10/21	Fresno Pacific	A	W	3-1
10/26	Biola	H	W	3-2
10/28	Point Loma	H	W	3-0
11/1	Dominican	H	W	3-1

11/3	Dixie State	H	W	3-0
11/4	Azusa Pacific	A	W	3-1
11/8	Hawaii Pacific	H	W	3-0
11/11	Biola	A	W	3-0
11/17	Hawaii Hilo	A	W	3-0
11/18	Chaminade	A	W	3-0
11/30	Sonoma State	H	W	3-2
12/1	Cal State San Bernardino	H	L	1-3

2018

Record: 21-11 overall; 9-7 WAC

Coach: Branden Higa

8/24	Louisiana-Monroe	N	W	3-0
8/25	Georgia State	N	W	3-1
8/25	Mississippi Valley State	N	W	3-0
8/26	Mississippi State	A	W	3-0
8/30	American	N	W	3-2
8/31	Saint Mary's	N	L	1-3
8/31	San Francisco	N	W	3-1
9/7	Presbyterian	N	W	3-1
9/7	Air Force	A	L	1-3
9/8	Valparaiso	N	L	1-3
9/11	La Sierra	H	W	3-0
9/15	UTEP	H	W	3-1
9/20	New Mexico State	H	W	3-2
9/22	UT Rio Grande Valley	H	L	1-3
9/27	Utah Valley	A	W	3-2
9/29	Kansas City	A	L	0-3
10/4	Grand Canyon	H	W	3-1
10/6	CSU Bakersfield	H	W	3-2
10/11	Seattle U	A	W	3-1
10/13	CSU Bakersfield	A	W	3-2
10/18	Chicago State	A	W	3-1
10/20	Seattle U	H	W	3-1
10/23	UC Riverside	H	W	3-2
10/25	Chicago State	H	W	3-0
10/27	Kansas City	H	L	1-3
11/1	Utah Valley	H	L	0-3
11/3	Grand Canyon	A	L	0-3
11/8	UT Rio Grande Valley	A	L	2-3
11/10	New Mexico State	A	L	1-3
11/13	CS Fullerton	A	W	3-1
11/29	Little Rock^	N	W	3-2
11/30	Tulane^	A	L	1-3

^Denotes NIVC Tournament

ALL-TIME PLAYING ROSTER

--- A ---

Abreu, Nicole 2018
 Adams, Brittany 2005
 Adelin, Melinda 2009
 Aigaki, Corey 1997-98
 Ainsworth, Amber 1997-2000
 Ainsworth, Chloe 2008-11
 Akers, Tracey 2001
 Alcanter, Martha 1981
 Alexander, Lisa 1991
 Anders, Ashley 2006-07
 Ardis, Allison 1997-2000
 Arnold, Denise 1980-81
 Avery, Summer 2018

--- B ---

Baldwin, Daina 1986-87
 Barackman, Kelly 2000-01
 Barton, Brittney 2006-07
 Bathauer, Deanna 2005-06
 Bell, Mical 2006-08
 Bell, Nicole 2012-13
 Bennett, Nicole 1990
 Bishop, Jennifer 1983
 Bonilla, Yudelka 2004-07
 Bowman, Judy 1977
 Bradshaw, Cheryl 1976
 Brandt, Ashlee 2005
 Brazee, Tammy 1993
 Briley, Lauren 2004-07
 Brnca, Briane 1998-2001
 Brown, Christine 1996-97
 Brown, Jackie 1977
 Brown, K.K. 1979-80
 Brown, Melissa 1984
 Brubaker, Taylor 2015-17
 Brunson, Kiera 2014-17

--- C ---

Campbell, Carly 2011
 Campomanes, Rachel 1985
 Cantwell, Debbie 1975
 Carbajal, Sheryl 1985, 1987-89
 Carmona, Ingrid 2008-12
 Carmona, Martha 1980
 Carroll, Barbara 1976-77
 Carroll, Kathy 1976-78
 Carter, Debbie 1983-85
 Carter, Jordan 2014-15
 Casassa, Anna 2001
 Clark, Katrina 2005-08
 Coffman, Wendy 1984
 Criner, Debbie 1979
 Crittendon, Jennifer 1984
 Croft, Robynn 1992-95
 Caszi, Andrea 2011

--- D ---

Daniels, Tracy 1993-96
 Darden, Antanita 1996
 Davis, Christina 2001-02
 Davis, Lauren 2014
 De Haan, Lisa 2003
 Dennison, Cassidy 2017-2018
 Deyden, Sarah 1998-99
 Donohue, Kellie 1985-86
 Dragovic, Jelena 2010-13
 Dragovic, Nevena 2010
 Drake, Amy 1999-2001
 Driesens, Molly 1997-00
 Driskill, Pam 1975
 Duffey, Edith 1980-83
 Duncan, Joyceann 2012
 Dyk, Noelle 2008-09

--- E ---

Edmonds, Jennifer 1977-79
 Edwards, Kaitlyn 2012-13
 Eldredge, Megan 2003
 Elliker, Tricia 1986
 Ephriam, Karen 1978
 Evans, Kathy 1979
 Evans, Marci 1978
 Evylnn, Natasha 2004, 06
 Ewoldt, Jessica 2008-09

--- F ---

Fisher, Amy 1995-97
 Flete, Carolina 2008
 Fogle, Tina 1977-78
 Fonte, Kimba 1992
 Ford, DeAnn 2003
 Forrest, Nicole 1998
 Foster, Linda 1977-79
 Frazier, Jana 1985-88
 Frazier, Joan 1984-85

--- G ---

Gales, Demonica 1987-88
 George, Colby 2003
 Gilley, Elizabeth 2016-2018
 Givens, Kattie 2011-12
 Glennie, Megan 2010-13
 Gortsema, Abbie 2015-16
 Gowen, Rachel 2006-07
 Gowens, Krystal 2002
 Grimm, Denise 1975

--- H ---

Hackett, Lauren 2014-17
 Hadley, Debbie 1981-84
 Halmos, Rhona 1986-87
 Hambley, Kathy 1981-83
 Hannah, Vanessa 2000
 Harris, Jessica 2013-16
 Hasemeyer, Krista 2008-09
 Hatch, Jessica 2002
 Hernandez, Liz 1980
 Hinderaker, Nicci 2015-17
 Hines, Karen 1977
 Hodgins, Candy 1975

--- I ---

Iereneo, Margaret 1988-89
 Ivy, Amanda 2000-01

--- J ---

Jaynes, Kelly 1992-95
 Jedrzejczak, Yagoda 2017-2018
 Jenkins, Debbie 1977
 Ji, Linjun 2010
 Johnson, Amy 1986-89
 Johnson, Lyndsi 2001-02
 Johnson, Megan 2009
 Johnson, Pam 1975
 Johnston, Barbara 1976-77, 1979
 Jones, Jamie 1995-96
 Jungers, Karen 1980-83

--- K ---

Kalama, Jessica 2008-11
 Kellar, Melody 1975-76
 Kim, Barbara 1992-94
 Koss, Lisa 1993
 Kralj, Sydney 2016-2017
 Kravitz, Kelly 1998
 Krieger, Donna 1989

--- L ---

LeGrange, Terri 1975
 Lesa, Tafelala 1990
 Lewis, Deborah 2003-05

Li, Yue-Ming 1997-99
 Lockard, Katie 2009-10
 Lomavita, Papu 1991-94
 Lopez, Silvia 2000
 Love, Berrenda 1978
 Lowry, Shannon 1995
 Ludden, Linda 1983

--- M ---

Maki, Kathi 1982-85
 Manewa, Lorna 1991-94
 Marks, Sydney 2017-2018
 Marr, Lauren 2013-16
 Marshall, Katie 1999
 Martinez, Veronica 1994-97
 McCalmont, Kim 2012-13
 McCord, Kristin 2012-16
 McFarland, Melissa 1996
 McGregor, Jackie 1990-91
 McGrew, Joni 1975
 McGuire, Courtney 2007
 Meiller, Tracie 1998-00
 Moodie, Becky 2014
 Morgan, Heather 2001-03
 Morgan, Karin 1984
 Morse, Rene 1975
 Mose, Lotu 1988
 Moss, Alissa 2000-01
 Mueller, Julie 1982-83
 Musich, Evalie 2003
 Musulman, Haley 2010-12

--- N ---

Nakoa, Lyanna 1990-91
 Navia, Analise 1988-89
 Nishida, Annette 1990-92
 Noakes, Melissa 1977

--- O ---

Oaks, Tesa 2017-2018
 O'Brien, Malika 2012-13
 Okuhara, Hana 2018
 Oliver, Kari 2007-10
 Ortman, Tori 2013-16
 Otradovsky, Sheila 1986

--- P ---

Palafferri, Melissa 1981
 Palmer, Nicole 2007-08
 Parker, Caitlin 2006-07
 Parker, Taylor 2010-13
 Patterson, Shannon 1985
 Perry, Jenna 2013-16
 Peterson, Shalane 1997-98
 Pincock, Stacy 1985
 Pinkston, Dee Dee 1979
 Pisik, Sharon 1982-83
 Prado, Yajaira 2004-05
 Prehn, Crystal 2003-04
 Price, Jeanna 1992-93
 Price, Laura 2014-15
 Priest, Brenda 1986-87
 Proctor, Shannon 2006

--- R ---

Rauschenbach, Bree 2008-11
 Ritchie, Lisa 1983-84
 Rivette, Carissa 2018
 Robertson, Teila 1991-93
 Roberts, Jessica 2010
 Rodriguez, Carmen 1975-76
 Rolfe, Hannah 2016
 Ross, Cathy 1976, 78
 Rotondo, Katie 2013
 Rush, Ruthie 1985-86

Russell, Dena 1987-90

--- S ---

Salazar, Elizabeth 2002-03
 Salka, Jackie 1978-79
 Salmi, Karla 1989-90
 Sanchez, Lisa 1990-92
 Sargent, Danielle 2009
 Sawyers, Becky 1986-89
 Schonert, Melinda 1988-89
 Schonert, Zenda 1989
 Seckinger, Melissa 1980
 Selby, Alison 1985-86
 Sester, Megan 2018
 Sharp, Donna 1979
 Shea, Brooke 2002-03
 Sheffield, Cheryl 1976-77
 Shepard, Kristin 1999-2002
 Shi, Fei 2006-09
 Shook, Jackie 1995-97
 Short, Melissa 2007-08
 Simon, Rene 2008-09
 Sico, Kim 1995
 Siefken, Lindsey 2003-05
 Siko, Jordyn 2011-15
 Smith, Becky 1978
 Smith, Patricia 1991
 Smith, Soleil 2014-17
 Smolskis, Linsey 2002-05
 Sneary, Jennifer 1977-78
 Spangenberg, Twyla 1990
 Stegall, Shari 1994-97
 Steinwedell, Faith 2012
 Stoddart, Tiffany 1994
 Sweeney, Colleen 2007-09

--- T ---

Thompson, Laura 1989
 Thornton, Ashlea 2001-02
 Tillman, Becky 1975-76
 Tillman, Sara 1977
 Timian, Loryn 2017
 Tintor, Stella 1993-96
 Tongg, Stacy 1993-96
 Trail, Jessie 2012
 Tupou, Amelia 2014-15
 Tyrell, Tammy 1982

--- V ---

Van Der Tuig, Katelyn 2017-2018
 Van Duyn, Kayla 2004-05, 07
 Veik, Sandy 1980-82
 Veik, Sheila 1979-80
 Voss, Ellie 2018

--- W ---

Waber, Michelle 2014
 Ward, Tonya 1994
 Washington, T. 1979
 Webster, Halle 2016, 2017
 Whatley, Rene 1987-88
 White, Joni 1976
 Wilcox, Erin 2004
 Willard, Nikki 1990
 Williams, Debbie 1975
 Williams, Renee 1980
 Wirta, Kathy 1984
 Williams, Renee 1980
 Willis, Angela 2005-07
 Willis, Verania 2005-07
 Wirta, Kathy 1984
 Witt, Madison 2017
 Witt, McKenna 2017
 Wolff, Amber 2005

--- Z ---

Zimmerer, Natalie 2015-18