



BUTLER

bulldog



basketball

2020-2021



#0 Micah Scheetz
Gr. / 5-8 / Guard



#1 Jamilyn Robinson
Jr. / 5-10 / Guard



#2 Genesis Parker
R-Sr. / 5-8 / Guard



#3 Annilia Dawn
Jr. / 5-5 / Guard



#4 Okako Adika
Jr. / 6-0 / Forward



#5 Emilia Sexton
Jr. / 5-4 / Guard



#10 Naira Caceres
R-Sr. / 6-1 / Forward



#11 Tenley Dowell
R-Fr. / 6-0 / Guard



#13 Nyamer Diew
Fr. / 6-1 / Forward



#15 Oumou Toure
So. / 5-11 / Guard



#20 Jaia Alexander
R-Sr. / 5-11 / Guard



#21 Upe Atosu
Sr. / 5-9 / Guard



#22 Rosemarie Dumont
Fr. / 6-3 / Forward



#25 Ellen Ross
Jr. / 5-11 / Forward



#30 Abby Stoddard
Fr. / 6-1 / Forward



Head Coach
Kurt Godlevske



Assistant Coach
Brian Neal



Assistant Coach
Whitney Jennings



Assistant Coach
Roddreka Rogers



Director of Operations
Jaime Ingram

TABLE OF CONTENTS

GENERAL

TV / Radio Roster.....	2
Table of Contents.....	3
Butler at a Glance.....	4-5
Hinkle Fieldhouse.....	6-7
Sports Medicine.....	8
Academic Support.....	8
Strength & Conditioning.....	9
Travel.....	9
Season Preview.....	10-11

COACHING STAFF


Head Coach Kurt Godlevske.....	12
Assistant Coach Brian Neal.....	13
Assistant Coach Whitney Jennings.....	14
Assistant Coach Roddreka Rogers.....	14
Director of Ops Jamie Ingram.....	15
Athletic Trainer Kelly Luse.....	15

PLAYER PROFILES

Genesis Parker.....	16-17
Naira Caceres.....	18-19
Jaia Alexander.....	20-21
Upe Atosu.....	22-23
Jamilyn Robinson.....	24-25
Emilia Sexton.....	26-27
Ellen Ross.....	28-29
Oumou Toure.....	30-31
Tenley Dowell.....	32-33
Micah Scheetz.....	34
Annilia Dawn.....	35
Okako Adika.....	35
Nyamer Diew.....	36
Rosemarie Dumont.....	36
Abby Stoddard.....	37

RECORD BOOK

2019-20 Stats.....	38-43
All-Time Series.....	44-45
Team Records.....	45
Year-by-Year Results.....	46-53
All-Time Coaching Records.....	54
Year-by-Year Leaders.....	55
Individual Honors.....	56
Hall of Fame.....	57
Nike.....	58
Individual Single-Game Records.....	59
Individual Single-Season Records.....	60-61
Individual Career Records.....	62-63
1,000 Point Scorers.....	63





BUTLER ACADEMICS

Academics...

**Over 65 Major Academic Fields
Studying in Six Colleges**

- Lacy School of Business
- College of Communication
- College of Education
- College of Liberal Arts and Sciences
- College of Pharmacy and Health Sciences
- Jordan College of the Arts

Information on Classes
Student to faculty ratio: 11:1

Study Abroad
200+ study abroad programs in 60 countries

Did You Know...

A 98 percent placement rate means that Butler grads, on average, are enjoying a full-time job, graduate school, internship, or a gap year experience within six months of graduation.

An 11:1 student-to-faculty ratio means you'll be on a first-name basis with your professors.

Our annual Undergraduate Research Conference brings hundreds of students from around the country to showcase their work.



The Butler Way...

**Demands Commitment,
Denies Selfishness,
Accepts Reality,
Yet Seeks Improvement Every Day
While Putting the Team Above Self.**



History...

In 1855 Ovid Butler opened a school founded on the principle that everyone deserves an excellent education, regardless of race or gender.

He believed that experience is the best teacher, that a love of learning prepares you for success no matter what you do, and that anyone can achieve greatness if they're willing to put in the effort.

Now, more than 160 years after he opened the doors, Ovid Butler's ideals still ring true throughout our campus and beyond.



Activities & Athletics...

Butler University joined the BIG EAST Conference in 2013. As a BIG EAST member, Butler joins Connecticut, Creighton, DePaul, Georgetown, Marquette, Providence, Seton Hall, St. John's, Villanova, and Xavier.

Men's Sports



Baseball
Basketball
Cross Country
Football (*PFL*)
Golf
Soccer
Tennis
Track

Women's Sports

Basketball
Cross Country
Golf
Lacrosse
Soccer
Softball
Swimming
Tennis
Track
Volleyball



HINKLE FIELDHOUSE



Hinkle Fieldhouse has reigned as one of the nation's great sports arenas for more than eight decades. The facility was constructed in 1928 and it has stood up to the test of time, maintaining the splendor, character and atmosphere that made it one of the nation's most famous basketball arenas for nearly a century. During the summer of 2014, the Fieldhouse underwent a major \$36 million renovation that provided significant upgrades and improvements to make a great facility even better!



Highlights of the project included wider concourses for better accessibility, added and more comfortable chairback seating in the main arena, a new scoreboard with video playback capability and kiosks marking historic moments in Hinkle Fieldhouse history. A new student-athlete academic center was added, as well as a new sports medicine center with a hydrotherapy unit. The project included a new and expanded weight room, new administrative and coaches offices, an expansion of the Wildman Room for hospitality, new office/locker room suites for men's and women's basketball and new team meeting rooms with video screens.



Hinkle Fieldhouse is on the National Register of Historic Buildings. Many basketball legends, including John Wooden, Oscar Robertson, George McGinnis and Larry Bird, have played on the Hinkle hardwood.





The original construction of Butler Fieldhouse was part of a massive project designed to give Butler one of the finest athletic plants in the nation. Completion of the Fieldhouse was guaranteed when Butler signed a lease agreement with the Indiana High School Athletic Association allowing the high school state tournament to be played in the massive new facility. The name of the facility was changed in 1966 from Butler Fieldhouse to Hinkle Fieldhouse in honor of Butler's legendary coach and athletic director Paul D. "Tony" Hinkle, who built the University's athletic fame over nearly half a century.

In addition to being the home of Butler basketball, the Fieldhouse has been host to a Nobel laureate, six U. S. presidents (Herbert Hoover, Dwight Eisenhower, Richard Nixon, Gerald Ford, Bill Clinton and George H. W. Bush), the Billy Graham Crusade, the Sonja Henie Ice Show, four professional basketball teams, the U.S. Olympic basketball trials, the first USA-USSR basketball game, all-star basketball games for the NBA and ABA as well as the East-West College All-Stars, the nationally-prominent Butler Relays in track, tennis matches of both Bill Tilden and Jack Kramer, the 1982 World Goal Ball Championships, a three-ring circus, several equestrian events, the Roller Derby, and a six-day bicycle race. The building also housed the U. S. military as a barracks during World War II. And Butler's homecourt was in the spotlight world-wide as the site of the championship game in the popular movie "Hoosiers." During the summer of 1987, Hinkle Fieldhouse again received national and international attention as the site for the volleyball competition at the tenth Pan American Games. The largest crowd (14,500) ever to see a volleyball match in the United States gathered in the Fieldhouse to see the USA defeat Cuba in the men's gold medal match.

When the Fieldhouse was originally constructed, it was the largest basketball arena in the United States, and it retained that distinction for more than 20 years. Renovation in the early 1990's reduced the seating capacity from 15,000 to 11,043, and later it was reduced to 10,000. The current capacity after the most recent renovation is 9,100. The Fieldhouse was named to the National Register of Historic Places in 1983, and declared a National Historic Landmark in 1987.



SPORTS MEDICINE

Butler student-athletes have access to a comprehensive sports medicine program that focuses on the prevention, treatment and rehabilitation of athletic-related injuries. Butler's student-athletes are served by an extensive team of physicians, health care professionals and certified athletic trainers.

Butler's sports medicine program delivers traditional athletic training and sports medicine services to the student-athletes. The services to be delivered can be broken down into five domains:

1. Prevention of Athletic Injuries
2. Recognition, Evaluation, and Immediate Care of Athletic Injuries
3. Rehabilitation and Reconditioning of Athletic Injuries
4. Health Care Administration
5. Professional Development and Responsibility

Butler's sports medicine program utilizes the extensive medical network in the St. Vincent Hospital system, which boasts one of the largest and most knowledgeable groups of sports medicine professionals in the nation. Butler student-athletes also have access within this network to St. Vincent Sports Performance and its world-renowned comprehensive care facilities in the Indianapolis area.



ACADEMIC SUPPORT



The Athletic Academic Support Offices are located in Hinkle Fieldhouse. Student-athletes know that either the Associate Athletic Director for administration or the coordinator of academic support is available to assist them in solving academic and non-academic problems. Support services for student-athletes are provided on a by-need basis or by student/coach-request. Student-athletes who need or desire academic support services are encouraged to seek assistance early in the school year by either going to their athletic academic support staff person or to their coach.

The Athletic Academic Support Office is organized by sport. That is, every student-athlete on a team works with the same athletic academic assistant to which his or her particular team has been assigned.



STRENGTH AND CONDITIONING



Our two basic objectives are to help enhance athletic performance while reducing the likelihood of injury. These two objectives are interrelated; by becoming a better conditioned, symmetrically balanced student-athlete you greatly reduce the risk of many injuries. To accomplish these, we emphasize activities that mimic sports demands, while always demanding proper technique.

PHILOSOPHY OF LIFTING

Emphasize squat, bench and clean. We incorporate exercises to keep the body balanced. Demand bending of the knees, build both ground based strength/power and develop the posterior chain.

OF CONDITIONING

To utilize activities that most mimic the activities of the sport; agilities, sprints and plyometrics.

DEALING WITH THE STUDENT-ATHLETE

Treat the student- athlete fairly and with respect, while requiring that they meet the goals of the program.



TRAVEL

The Gold Shield motor coach allows you enjoy all the amenities, you'd expect in a luxury transport vehicle, including a bathroom. You have personal climate-control access from your seat, reading lights, reclining seats, 110-volt outlets, direct tv, and Bluetooth and DVD capabilities.

The Bulldogs take charter flights during the season. These private planes are provided by Million Air, the world's premier provider of private aviation services. The 30-seat plane comes equipped with work stations and WIFI.





EFFORT AND EXECUTION

2020-21 TEAM GOALS: Our goal each year is to compete for the BIG EAST regular season championship, and fight for a conference tournament title. Why be in the business if you're not going to compete for the championship? We recruit young ladies that have the same mind-set and goals. I'm proud of what we have built at Butler and we will continue to work toward our goals.

STYLE OF PLAY: Each year it is important to adapt to your current roster. We have some new strengths with this year's team and I really like our length and overall skill-set. You are going to see more freedom of play this year, due to how diverse we are out on the perimeter. Defensively with our length, I think we can change a few things. We have the depth on this team to change concepts game-to-game.

START OF THE SEASON: This season is unique in that we have no scrimmage, no exhibition games and a limited non-conference schedule. We have to get our players comfortable in our system and ready to play. Obviously, it's hard to match game intensity, but we are doing our best in an effort to be ready. As a staff, we also have to analyze our own group. Try to figure out what other teams will do to make our lives difficult. We have to address those things now because our games are limited.

BUTLER DEFENSE: Is it X's and O's or is it the player's out there? Coaches can argue either side when it comes to team defense. We have a good combination of both here at Butler. Our style may not be better than other teams in our conference, but it gives our players responsibility. It holds them accountable. Our player's believe in our system and are good enough to excel in it.

Micah Scheetz

Micah joins our program as an experienced player. She's played against nationally prominent teams and found success against them. Her value to us this year is to provide good minutes against good competition.

Scheetz transferred to Butler from ETSU. She was a second team all-conference selection in 2019-20 after scoring 15.0 points per game, the fourth-highest average in the Southern Conference.

Genesis Parker

Genesis' athleticism and ability to create is a strength for us. We like when she gets into the paint because good things happen. I also like that she has a year of experience playing in our conference. She understands what it takes to be successful.

Parker reached double figure scoring in eight of Butler's first nine games during the start of the 2019-20 season. She capped off her junior campaign on a high note as well scoring 10+ points in three of Butler's final five games.



Naira Caceres

Naira enters her senior year in great shape. We love her versatility on the court and see her a match-up problem for many of our opponents.

Caceres scored a career-high 23 points in a win at Xavier to open up 2020. She filled up the box score with seven rebounds, four assists, four steals and a block in the first conference win for the Bulldogs.

Jaia Alexander

Jaia can do things on the court that no one else has been able to do during my tenure here. She's creative with the ball in her hands. We love how she can finish over people. She is very strong and welcomes contact. If the defense backs off, she is also able to shoot from distance. The best part is that she is fluid in doing all of those things. It's a joy to watch her play. Coming into the season we know she can play either guard position. She will certainly draw attention from every defense that we face, but that is ok with us because she makes everyone around her better.

Alexander will make her Butler debut this year. The Clemson transfer missed the entire 2019-20 season due to an injury.

Upe Atosu

Upe has done everything a coach could ask for during this offseason. She is definitely a leader on this team. Upe brings energy to every practice and is vocal with her teammates. We also love her toughness.

Atosu scored a season-high 18 points in her first career start at Butler. She hit four 3-pointers in the win over Purdue Fort Wayne while adding three rebounds, a block and an assist.

Annilia Dawn

Annilia is tough and has a winning mentality. She takes pride in playing defense and will step in to take a charge for her teammates. She really does all the little things that we need from that position.

Dawn averaged 12.3 points per game last year at Kilgore College. She spent her freshman season at Midland College.

Okako Adika

We recruited Okako to solidify the four spot. Last fall, I thought she was a great inside player that was capable of playing on the perimeter. Now, I know she is capable of playing inside and out. She can shoot the three and has incredible court vision.

Adika was a First Team NJCAA All-American at Odessa College last year. She averaged 11.3 points and 6.9 rebounds per game.

Emilia Sexton

We have players around Emilia that help ascent her strength which is shooting the basketball. She had a great offseason.

Sexton made 19 field goals last year with 13 of the 19 coming from 3-point range.

Ellen Ross

Ellen will benefit from some of the changes we are making on offense, giving her an opportunity to showcase her strengths. She likes to face up with the ball and plays a physical brand of defense.

Ross has appeared in 42 games at Butler heading into her junior season.

Oumou Toure

Oumou was great for us last year despite playing hurt. We are excited to see a healthy version of her this year. Our hope is that she takes another next step in the right direction and is consistent on a nightly basis.

Toure was a unanimous selection to the BIG EAST All-Freshman Team.

Tenley Dowell

Tenley is one of the best shooters on our team. She has a nose for the ball and a great overall knowledge for the game. We are excited to add her ability to play inside and out.

Dowell was limited to just one game last year due to injury (knee). She will likely play limited minutes until the first of the year as she progresses back to full game participation.

Nyamer Diew

Nyamer has great size for a perimeter player. Her length allows her to alter shots defensively. Offensively we see her as a great all-around talent. She moves well on the court and is also a knock down shooter.

Diew (knee) will likely play limited minutes until the first of the year as she progresses back to full game participation. The three-star recruit was ranked 39th in her position group (wing) by ESPN.

Rosemarie Dumont

Rosemarie is going to be a problem for teams on the inside. When she catches the ball on the block she can finish with either hand and she is very strong. She's also explosive and can shoot from the outside. Once she figures out the college game and starts to get comfortable with what we like to do out on the court her playing time could increase. We think we can throw the ball to her and be confident that good things are going to happen. She's also a great rebounder on this team.

Dumont led her team to a National Championship in 2019, averaging 10 points and 12 rebounds per game. She posted 22 points and 20 rebounds in the national championship game.

Abby Stoddard

Abby has great length and a great basketball background. She comes from a successful high school pro-program where she was well coached. We like that she's a confident player that can impact the game both on the perimeter and on the inside. She's a terrific defender that can guard any position and strive on that end of the floor.

Stoddard was a First Team All-State selection after helping her team go undefeated in back-to-back seasons.





Kurt GODLEVSKE

- **HEAD COACH**
- **7TH SEASON**
- **87 CAREER WINS**
- **2018-19 BIG EAST COACH OF THE YEAR**

The upcoming 2020-21 campaign will mark Kurt Godlevske's seventh season as the head coach at Butler. Coach G has 87 wins as a Bulldog, marking the fourth-most by a coach in program history.

Godlevske was recognized as the BIG EAST Coach of the Year after the completion of the 2018-19 basketball season. The Bulldogs recorded 23 wins and reached the Sweet 16 of the WNIT. 11 of those 23 victories came in conference action, allowing Butler to play in the BIG EAST tournament as the No. 3 seed.

Three BU student-athletes have earned First Team All-BIG EAST accolades under the guidance of Godlevske. The 'Dawgs have also had student-athletes on the All-BIG EAST Second Team and the BIG EAST All-Freshman Team.

Godlevske has won three BIG EAST Tournament games during his tenure. The Bulldogs eliminated Xavier from the post-season tournament in back-to-back years (2016-2017). The last BU tournament win came in 2018 over Providence.

Godlevske has secured two wins over nationally-ranked opponents while at Butler. The 'Dawgs won 76-53 at #21 Villanova on Jan. 2, 2018. A second signature on his coaching resume came on Feb. 22, 2019 when the Bulldogs went to Milwaukee to defeat #11 Marquette 61-57.

In his first season at Butler, Godlevske guided the Bulldogs to a 14-16 overall record that included a 10-8 conference record in the BIG EAST. 14 total wins during the 2014-15 season was significant for the coaching staff as it set a new school record for most wins recorded by a first-year head coach in Butler women's basketball history. Godlevske was able to motivate his inexperienced group of student-athletes that featured seven newcomers and not a single returning starter.

The 2014-15 team joined elite company by posting a perfect 8-0 record during the month of January. The Bulldogs had not gone undefeated during a full month in the past 17 years. Victories during the winning-streak came against Providence (2x), Creighton, St. John's, Marquette, Villanova, Georgetown, and Xavier.

Godlevske joined Butler as an assistant coach in the spring of 2013. After one full season as an assistant, Godlevske was tagged as the interim head coach, a title that would change on May 6 when A.D. Barry Collier named Godlevske the permanent head coach of the Bulldogs.

Prior to coaching at Butler, Godlevske spent seven years as girls' head coach at Bedford North Lawrence High School. He guided the Lady Stars to a 120-41 record, including a perfect 28-0 mark and the IHSAA Class 4A Girls' Basketball State Championship in 2013.

An all-state high school student-athlete in L'Anse, Mich., Godlevske played basketball at Northern Michigan University, and started his collegiate coaching career at NCAA Division II Lake Superior State University. He returned to the sideline as head coach of his alma mater in L'Anse, leading the school to a 40-9 record in two seasons before taking over at Bedford North Lawrence.

Godlevske earned his degree in physical education and health from Northern Michigan in 1994. He earned a master's degree from University of Indianapolis in 2004 and a principal's license from Oakland City in 2008.

Kurt and his wife Beth are the proud parents of three children, Corrin, Noah and Katie.





BRIAN NEAL

- **ASSISTANT COACH**
- **1st SEASON**



Former Xavier Musketeer Head Coach Brian Neal will return to the BIG EAST Conference as an interim assistant coach at Butler for the 2020-21 season. Neal most recently served as the head coach at Wittenberg University. He brings 28 years of coaching experience to the Butler sideline.

Neal spent six seasons as the head coach at Xavier, accumulating 76 wins before resigning in March of 2019. He spent the 2019-20 season as an assistant coach at Eastern Illinois helping the Panther post a 19-12 overall record that included a 12-6 mark against OVC opponents.

While working for the Musketeers, Neal coached three BIG EAST honorable mention selections (Glover, Gaffney, Gray) and two honorees on the All-Freshman Team (Blackwell, Dunham). Neal was promoted from within at Xavier, spending the 2011-12 and 2012-13 seasons as an assistant coach.

Prior to Xavier, Neal was the head coach of Thomas More's women's program for seven years. He posted a 171-31 (.847) overall record at Thomas More with six consecutive 20-win seasons and five consecutive Presidents' Athletic Conference (PAC) championships. Neal was a four-time recipient of the PAC Coach of the Year Award and was twice named the Great Lakes Region Coach of the Year.

The Saints made five-straight NCAA Championship appearances during Neal's tenure. In 2010-11, Thomas More earned the school's first-ever No. 1 ranking and posted the program's second undefeated regular season in four years while advancing to the "Sweet 16" of the NCAA Division III Championship for the second time in three seasons. In March of 2011, he was named the Russell Athletics/Women's Basketball Coaches Association (WBCA) Region Six Division III Coach of the Year.

Before taking over the reins at Thomas More, Neal was an assistant coach at his alma mater Northern Kentucky University for six seasons under head coach Nancy Winstel. While at NKU, the Norse compiled a six-year record of 156-36 (.813) and advanced to the NCAA Division II Women's Basketball Championship each season with the school's first-ever national championship coming in 2000.

Neal began his coaching career at the Division III level as an assistant coach at Wilmington College from 1992-98. With the Quakers, he was an assistant under head coach Jerry Scheve for a team that posted back-to-back 20-win campaigns in his final two seasons.

Neal graduated from Northern Kentucky in May of 1991 with a bachelor's degree in journalism with an English minor. He and his wife Amy have four children, Allison, Madison, Emma and Maxwell.





Whitney **JENNINGS**

- **ASSISTANT COACH**
- **2ND SEASON**

Whitney Jennings returned to Butler as an interim assistant basketball coach for the women's program on Dec. 5.

Jennings spent two seasons at Butler as a student-athlete, leading the team in scoring each year. The point guard left the locker room with 1,049 career points. She scored 539 points during her junior season and 510 as a senior. Jennings and former BU assistant coach Julie Shelton (VonDielingen) are the only two players in program history to have multiple 500+ point seasons.

Jennings helped guide Butler to 23 wins in 2018-19. The 'Dawgs reached the Sweet 16 of the WNIT and became just the 11th team in program history to win more than 20 games in a single-season.



Roddreka **ROGERS**

- **ASSISTANT COACH**
- **1st SEASON**

Roddreka Rogers joined the Butler women's basketball coaching staff before the start of the 2020-21 season. Rogers spent the previous two seasons coaching at South Carolina State. Before coaching, she was a three-year starter at Georgia Tech and also played professionally in Poland.

Rogers comes to Butler as an interim assistant basketball coach. The first stop in her coaching career came at South Carolina State. With the Bulldogs, Rogers worked with Audra Smith competing in the MEAC.

As a player, Rogers competed in the ACC at Georgia Tech. A 6-0 forward, Rogers capped off her collegiate career by averaging 10.4 points and 7.7 rebounds per game as a senior. She led the Jackets with 254 rebounds and ranked second on the team with seven double-doubles.





Jamie INGRAM

- **DIRECTOR OF WOMEN'S BASKETBALL OPERATIONS**
- **4TH SEASON**

Jamie Ingram joined the Butler women's basketball program as the director of operations during the 2017-18 season. Before arriving at BU, Ingram was the head volleyball coach and assistant basketball coach at William Jessup University. She coached hoops under the guidance of California Basketball Hall of Fame Coach Gwen Boggs and helped the team reach the conference championship back-to-back years.

Ingram coached the U.S. High Performance volleyball team in Slovenia, Italy and across the U.S. Additional head coaching experience included stops at Granite Bay High and Ohlone College.

Jamie is happily married to Aaron Ingram, a former college football coach, currently overseeing the US National Program for USA Football. She is certified through WBCA, AVCA, Gold Medal Squared and a proud Board Member of the Fellowship of Christian Athletes.



Kelly LUSE

- **ATHLETIC TRAINER**
- **4TH SEASON**

Kelly Luse joined the Butler University Athletics staff in 2017 as an Associate Athletic Trainer. Her sport responsibilities are with women's basketball as well as the men's and women's cross country teams. Luse came to Butler after spending five years as an Assistant Athletic Trainer at Franklin College. At Franklin, she was the primary athletic trainer for volleyball, women's basketball, cross country/track and field and the tennis teams.

She graduated from Purdue University in West Lafayette, Ind., in 2010 with a Bachelor's of Science degree in Athletic Training and a Bachelor's of Arts degree in Sport and Movement Sciences. In 2012, she completed her Master's of Science degree at the University of Wisconsin-Madison. While at Wisconsin, she served as a graduate assistant athletic trainer for the women's soccer team.





GENESIS PARKER • 2

- REDSHIRT-SENIOR
- 5-8
- GUARD
- BRISTOW, VIRGINIA
- STONEWALL JACKSON HIGH SCHOOL




2019-20 Junior Season: Played in all 30 games, making 29 starts... Averaged 30.1 minutes of playing time... Scored 271 points to average 9.0 per game... Shot 35.4 percent from the field, making 80 of her 226 attempts... Hit 33 3-pointers on the year, making 35.9 percent of her shots from behind the arc... Shot 65.5 percent from the free throw line (78-119)... Averaged 2.8 rebounds per game... Pulled down 13 offensive boards and 71 defensive to reach 84 total... Dished out 57 assists, averaging 1.9 per game... Recorded 40 steals... Led Butler in scoring four times... Reached a double figure scoring total in 12 games... Scored a season-high 23 points vs. IUPUI (11/21)... Went 6-for-7 from 3-point range vs. the Jags... Followed that game with 22 points at Ball State (11/23)... Scored 10+ points in each of the first five games of the season... Made nine free throws vs. Ohio to help net 17 points (11/30)... Came off the bench vs. the Bobcats... Scored 14 points and collected a season-best eight rebounds vs. the nationally-ranked Indiana Hoosiers (12/11)... Scored 19 points and pulled down seven rebounds in a home win over Creighton (2/21)... Recorded a season-high five steals vs. Providence (2/23)... Led Butler in assists nine times... Handed out a season-high five assists at Creighton (1/26).

Prior to Butler: Played in each of Virginia Tech's first five games of 2016-17, averaging 2.0 points per game and scoring a season-best seven points in the season opener against UNC Asheville... Transferred to Cincinnati... Played in 21 games for the Bearcats, averaging 3.8 points per game... Highlighted the year with a 30-point game in the 2018 WNIT vs. Michigan State... Hit 10-of-12 shots against the Spartans to net 30 points in just 23 minutes of playing time... Added seven boards and two steals in the contest.

High School: A four-star recruit, ranked 62nd overall in the class of 2016 and 18th among guards by ESPN HoopGurlz ... Named USA Today Second Team All-Virginia following her senior campaign as well as to the VHSL 1st-team 6A All-State team for the second consecutive season ... Helped team to the North Virginia 6A title in 2014 and was named to the All-Tournament team ... Team was the VHSL State 6A Runner-Up in 2014 ... Was the Region 6A Conference 8 Honorable Mention in 2014 and followed up with Most Valuable Player honors in 2015 ... Earned Washington Post Honorable Mention in 2014 and was an All-Metropolitan Player in 2015 ... Named the 2014 Tina Thomas She Got Game Most Valuable Player ... Was the Beast of the East Bracket Most Valuable Player and the Art Turner Memorial Tip Off Showcase Player of the Game.

Personal: Majoring in chemistry ... Graduated high school cum laude ... Leads bible study for senior citizens.



CAREER HIGHS

Points.....	23, vs. IUPUI, 11/21/19
FGs.....	8, vs. IUPUI, 11/21/19
FGAs	15 at Ball State, 11/23/19
3-FGs.....	6, vs. IUPUI, 11/21/19
3-FGAs	8 (2x) last vs. Akron, 12/8/19
FTs.....	9, vs. Ohio, 11/30/19
FTAs	12, vs. Ohio, 11/30/19
Rebs	8, vs. Indiana, 12/11/19
Assists	5 (2x), last at Creighton, 1/26/19
Blocks	1 vs. Marquette, 1/17/20
Steals.....	5, vs. Providence, 2/23/20
Minutes.....	39, at St. John's, 2/28/20







NAIRA CACERES • 10

- REDSHIRT-SENIOR 
- 6-1
- GUARD
- LAS PALMAS DE GRAN CANARIA (SPAIN)
- C.B. ISLAS CANARIAS HIGH SCHOOL



2019-20 Junior Season: Appeared in all 30 games, making nine starts... Scored 182 points, averaging 6.1 per game... Shot 39 percent from the field (75-190) and 30 percent from 3-point range (18-59)... Made 14 of her 20 free throw attempts (70%)... Pulled down 129 total rebounds; 30 offensive and 99 defensive... Averaged 4.3 rebounds per game... Recorded 37 assists... Ranked second on the team with 20 blocked shots... Registered 33 steals... Averaged 22.4 minutes of playing time per contest... Scored a season-high 23 points in a win at Xavier (1/4)... Hit double figures in the scoring column in five games... Scored 14 points and pulled down eight rebounds vs. Eastern Kentucky (11/17)... Scored six points and recorded a season-high nine rebounds at DePaul (2/14)... Went 4-for-4 from 3-point range at Creighton to score 14 points (1/26)... Dished out a season-high five assists in that game against the Bluejays... Blocked four shots in Butler's home win over Marquette (1/17)... Led Butler in blocks five times.

2018-19 Sophomore Season: Appeared in all 33 games, making one start... Scored 157 points, averaging 4.8 per game... Pulled down 115 rebounds, averaging 3.5 per game... Ended the year with 33 assists, 32 steals and seven blocked shots... Averaged 18.5 minutes of playing time per game... Shot 41.9 percent from the field and 19.2 percent from 3-point range... Hit 10 3-point field goals... Shot 54.8 percent from the free throw line (23-42)... Scored seven points in her Butler debut vs. Eastern Illinois (11/9)... Scored a season-high 14 points in Butler's win over Indiana State (12/17)... Pulled down a season-high 11 rebounds vs. Providence (2/17)... Recorded three steals at Creighton (1/20)... Lone start came against Murray State in the second game of the regular season (11/13)... Scored 10 points at DePaul in 23 minutes of action (2/24).

2017-18: Redshirt - NCAA Transfer Rule

2016-17 Freshman Season at Maine: Blue Star Europe five-star recruit... Played in 34 games as a Maine Black Bear... Made eight starts as a true freshman... Averaged 19.4 minutes of playing time per contest... Scored a season-high 11 points vs. Stony Brook... Averaged 3.1 points and 3.7 rebounds per game... Season-high rebound total was recorded against Harvard when she pulled down 10 boards.

High School/Club: Helped her club team win three Spanish Championships (13-14, 14-15, 15-16)... Member of Spain's bronze medal winning FIBA 3x3 team at the World Championships... Averaged 14.0 points and 12.0 rebounds for her club team during her senior year... Averages when playing for the U18 National team included 7.4 points and 6.3 rebounds per contest... Helped guide Spain to a U18 gold medal and a runner-up finish in the U17 World Championships... Tabbed "Max Rebounder of Spain" for three-straight seasons from 2013-16... Two-time MVP of the Spanish Championships... Member of the All-5 Team of the U18 European Championships... Scored 35 points, and pulled down 19 rebounds against EM Pielagos during the 2013-14 season... Added a 32 point, 13 rebound game vs. Adareva in 2015-16... Approached a triple-double in 2015-16 when playing against Plasencia Montesolar when she went off for 28 points, 14 rebounds and seven assists.

Personal: Daughter of Joaquin Caceres Moreno and Elena Martell Hernandez... Has one sibling; Yaiza Caceres Martell... Majoring in business.



CAREER HIGHS

Points.....	23, at Xavier, 1/4/20
FGs.....	11, at Xavier, 1/4/20
FGAs	16, at Xavier, 1/4/20
3-FGs.....	4, at Creighton, 1/26/20
3-FGAs	5 (2x) last vs. Creighton, 2/21/20
FTs.....	3 (3x), last vs. EKU, 11/17/19
FTAs	5, vs. Indiana State, 12/17/18
Rebs	11, vs. Providence, 2/17/19
Assists	5, at Creighton, 1/26/19
Blocks	4, vs. Marquette, 1/17/20
Steals.....	4, at Xavier, 1/4/20
Minutes	34 vs. Creighton, 2/21/20





BUTLER
10

40
BIG EAST

BIG
EAST

...the Heavy Light



JAIA ALEXANDER • 20

- REDSHIRT-SENIOR
- 5-11
- GUARD
- BALTIMORE, MARYLAND
- ROLAND PARK COUNTRY SCHOOL



2018-19: Redshirt - NCAA Transfer Rule

2017-18 **Sophomore Season (Clemson):** Played in 16 games... Averaged 9.3 points and 4.6 rebounds... Averaged 23.1 minutes per contest.

2016-17 **Freshman Season (Clemson):** Played in 30 of 31 games... Seven of her nine starts came in ACC regular season contests, with the final two falling in the ACC Tournament... Averaged 7.1 points and 3.9 rebounds per game... Scored in double figures 13 times as a rookie... Posted a season-high 15 points in her debut which went down as a win over Coastal Carolina... Pulled down a career-best 10 rebounds in the Tigers' ACC Tournament win over Virginia Tech... Career-high assist total of four came against Syracuse... Earned ACC Rookie of the Week honors in mid-January after averaging 12 points game.

High School: Ranked as the 25th best guard in the 2016 class (ESPN Hoopgurlz)... Four-star prospect by Prospects Nation... Averaged 13 points, nine rebounds and six assists per game... Posted career-high 29 points and career-high 15 rebounds during her sophomore season... Tabbed First Team All-Metro and First Team Interscholastic Athletic Association of Maryland in 2014-15.

Personal: Daughter of Reginald and Sharon Alexander... Has two siblings; Ra'Shon Alexander and Jordan Lee... Business major.

Why Alexander Chose Butler: I chose Butler because the coaching staff immediately felt like family after my first visit. I could see the connection between the team and the coaches. It was strong and genuine.







UPE ATOSU • 21


- SENIOR
- 5-9
- GUARD
- EDO STATE, NIGERIA
- SCHOLARS IMPERIAL HIGH SCHOOL



2019-20 Junior Season: Appeared in 23 games, making four starts... Averaged 6.6 points per game... Scored 152 total points... Shot 33 percent from the field, making 49 of her 146 attempts... Made 28 3-point field goals to shoot 29.8 percent from behind the arc... 78 percent free throw shooter (26-33)... Averaged 3.0 rebounds per game... Recorded 20 offensive and 50 defensive rebounds... Credited with 28 assists... Recorded 22 steals... Averaged 23 minutes of playing time... Scored a season-high 18 points in the win over Purdue Fort Wayne (12/22)... Made her Butler debut vs. Georgia (11/29)... Scored 10 points and recorded a season-high seven rebounds vs. Akron (12/8)... Scored 12 points and recorded three steals vs. Indiana (12/11)... Scored 11 points, recorded five rebounds and three steals vs. Villanova (2/9)... Helped BU defeat Creighton with nine points, four rebounds and three steals (2/21)... Got the start at DePaul and delivered 10 points and five rebounds (2/9).

Labette Community College: National Junior College Athletic Association (NJCAA) First Team All-American... Led the Kansas Jayhawk Community College Conference in scoring by averaging 22.8 points per game against conference foes... Averaged 19.3 points, 3.8 rebounds and 2.3 assists per game during the regular season... Shot 42.5 percent from the field and 37.9 percent from 3-point range... Helped lead the Cardinals to a 23-6 overall record that resulted in a second place finish in the KJCCC (Region VI) standings... KJCCC First Team All-Conference pick as well as a NJCAA Region VI First Team selection... NJCAA All-Star... Ranked as the 13th-best JUCO player by Collegiate Basketball Report... Member of the Nigeria national team.

Personal: Daughter of Mr. Kayode... Has five siblings... Majoring in sports management.



CAREER HIGHS

Points.....	18, vs. PFW, 12/22/19
FGs.....	7, vs. PFW, 12/22/19
FGAs	12, vs. PFW, 12/22/19
3-FGs.....	4, vs. PFW, 12/22/19
3-FGAs	8, vs. Xavier, 1/31/20
FTs.....	5, vs. Akron, 12/8/19
FTAs	6 (2x) last at DePaul, 2/14/20
Rebs	7, vs. Akron, 12/8/19
Assists	5, vs. Akron, 12/8/19
Blocks	1, vs. PFW, 12/22/19
Steals.....	3 (3x) last vs. Creighton, 2/12/20
Minutes	30 at DePaul, 2/14/20







JAMILYN ROBINSON • 1

- JUNIOR
- 5-10
- GUARD
- GONZALES, LOUISIANA
- ASCENSION CHRISTIAN HIGH SCHOOL



2019-20 Sophomore Season: Appeared in 13 games... Scored six points and pulled down three rebounds... Ended the year with two assists, one block and one steal... Shot 1-for-7 from the field (14.3%)... Connected on four of her six free throw attempts (66.7%)... Played three minutes in the season opener vs. Wagner (11/9)... Recorded a steal vs. Eastern Kentucky (11/17)... First point of the season came from the free throw line vs. High Point (12/15)... Made a field goal at Seton Hall for two points (3/1).

2018-19 Freshman Season: Appeared in 17 games... Scored 18 points and pulled down 11 rebounds... Averaged 3.5 minutes of playing time per game... Shot 31.6 percent from the field and 27.3 percent from 3-point range... Went 3-for-3 from the free throw line... Dished out three assists... Logged eight minutes of playing time in her Butler debut vs. Eastern Illinois (11/9)... Dished out two assists and grabbed a rebound vs. the Panthers... Scored a season-high eight points in Butler's win over Western Illinois (11/17)... Shot 3-for-5 from the field and 2-for-3 from behind the arc... Followed that effort with six points in 11 minutes of playing time in the win over UMass-Lowell (11/20)... Scored four points against conference foes... Made a field goal at Xavier (1/11)... Hit two free throws at Creighton (1/20).

High School: Three-star recruit (90 scout grade / ESPN)... Ranked as the No. 28 guard in the country... Inducted into the Ascension Christian High School Wall of Fame after leaving the program as the all-time leader in points, rebounds, assists and steals... Scored over 2,500 points in her career... Averaged 25 points per game during her senior season after scoring 33 per contest as a junior in 2017... Three-time all-district and all-parish selection... Earned First Team All-State accolades in 2018 after being named to the second team the year prior... USA Olympic Trial invitee... Participated in the 2018 Senior All-Star game.

Personal: Daughter of Willie and Marquita Robinson... Has two siblings; Willie and Amyri... Business major.



CAREER HIGHS

Points.....	8, vs. Western Illinois, 11/17/18
FGs.....	3, vs. Western Illinois, 11/17/18
FGAs	6, vs. UMass Lowell, 11/20/18
3-FGs.....	2, vs. Western Illinois, 11/17/18
3-FGAs	4, vs. UMass Lowell, 11/20/18
FTs.....	2 (2x) last at Marquette, 2/16/20
FTAs	2 (4x) last at Marquette, 2/16/20
Rebs	3, vs. Eastern Michigan, 12/21/18
Assists	2, vs. Eastern Illinois, 11/9/18
Blocks.....	1, vs. St. John's, 12/31/19
Steals.....	1, vs. EKU, 11/17/19
Minutes	11, vs. UMass Lowell, 11/20/18





BUTLER

1

St. Vincent

BIG EAST



EMILIA SEXTON • 5

- JUNIOR
- 5-4
- GUARD
- LOUISVILLE, KENTUCKY
- LOUISVILLE MALE HIGH SCHOOL



2019-20 Sophomore Season: Appeared in 19 games... Scored 54 points... Averaged 2.8 points per game... 13 of her 19 made field goals came from 3-point range... Shot 27 percent from behind the arc (13-47) and 31 percent from the field (19-61)... Went 3-for-4 from the charity stripe... Pulled down 10 rebounds... Handed out nine assists... Recorded seven steals... Averaged 10.6 minutes of playing time per game... Scored a season-high nine points in the win over Detroit Mercy (11/13)... Made three 3-pointers vs. the Titans... Scored eight points in the season opener vs. Wagner (11/9)... Recorded two steals vs. Eastern Kentucky (11/17)... Matched that total with two steals vs. Purdue Fort Wayne (12/22)... Recorded two assists in the BIG EAST Tournament game vs. Seton Hall (3/7)... Hit two 3-pointers at Seton Hall in the regular season finale (3/1).

2018-19 Freshman Season: Appeared in 22 games... Scored 46 points and pulled down nine rebounds... Averaged 6.4 minutes of playing time per game... Shot 40.5 percent from the field and 32.4 percent from 3-point range... Dished out eight assists... Recorded seven steals... Made one block... Logged nine minutes of playing time in her Butler debut vs. Eastern Illinois (11/9)... Scored five points in the win going 2-for-5 from the field... Added two steals and a block vs. the Panthers... Scored a season-high 11 points in Butler's win over Western Illinois (11/17)... Hit three of her four shots from behind the arc to reach 11 points... Matched her season-high point total with 11 vs. Marquette at Hinkle Fieldhouse (1/27)... Hit three, 3-point field goals in just seven minutes vs. the Golden Eagles... Ended her freshman season 12-37 from long range... Hit more 3-point field goals (12), than two-point (5)... Dished out two assists in the win over UMass Lowell (11/20).

High School: Finished third on the all-time scoring list at Louisville Male High School with 1,476 points... Helped the Bulldogs post a 128-30 overall record during her four-year career... Part of five district championship teams... Guided Louisville Male to a regional championship and a trip to the semi-state finals... Averaged over 10 points per game in all four seasons... Team captain... Named all-district... All-Seventh Region First Team selection... Honorable mention All-State honoree... 2016-17 Courier-Journal Metro Louisville All-Area Girls Basketball Second Team honoree.

Personal: Daughter of Chris Razor and Emily Sexton-Razor... Plans to major in health sciences... Honor Roll student... Finished high school with a 3.8 GPA.



CAREER HIGHS

Points.....	11 (2x), last vs. Marquette, 1/27/19
FGs.....	4 (2x), last vs. Marquette, 1/27/19
FGAs	11, vs. Detroit, 11/14/19
3-FGs.....	3 (3x), last vs. Detroit, 11/14/19
3-FGAs	11, vs. Detroit, 11/14/19
FTs.....	2, vs. Wagner, 11/9/19
FTAs	2 (2x) last at Providence, 1/24/20
Rebs	2 (4x), last vs. PFW, 12/22/19
Assists	2 (3x) last vs. Seton Hall, 3/7/20
Blocks	1, vs. Eastern Illinois, 11/9/18
Steals.....	2 (3x) last vs. PFW, 12/22/19
Minutes.....	25, vs. ECU, 11/17/19





BUTLER
5

BIG EAST

LEADER



ELLEN ROSS • 25

- JUNIOR
- 5-11
- FORWARD
- FORT WAYNE, INDIANA
- BISHOP DWENGER HIGH SCHOOL



2019-20 Sophomore Season: Played in 17 games... Scored seven points... Made two field goals... Pulled in six rebounds... Made three free throws... Scored three points and dished out an assist at DePaul (2/14)... Scored three points at Marquette (2/16)... Hit a free throw in the BIG EAST Tournament vs. Seton Hall (3/7)... Pulled down two rebounds vs. Eastern Kentucky (11/17).

2018-19 Freshman Season: Played in 25 games... Ended the year with 15 points... Pulled down 14 rebounds... Rounded out her freshman season with four assists... Scored 10 of her 15 points from the free throw line (10-14)... Scored one point in her BU debut vs. Eastern Illinois (11/9)... First made field goal came inside Hinkle Fieldhouse from 3-point range vs. St. John's (1/6)... Went 1-for-1 from the field vs. Marquette (1/27)... Hit a pair of free throws in Butler's WNIT Second Round game vs. Kent State (3/23)... Dished out two assists vs. Xavier (2/8).

High School: Four-year starter at Bishop Dwenger... Named First Team All-SAC... First Team All-State selection... Team MVP and team captain... Averaged 16.8 points, nine rebounds, three assists, two steals and 1.6 blocks per game as a senior... Set the school record for most blocks in a single-game (7) and for most rebounds in a game (18)... Top high school performance included 39 points and 17 rebounds in a game vs. Northrop... Averaged 15.3 points and 9.6 rebounds per game as a junior... Bishop Dwenger's Girls Basketball Player of the Year... Scored 337 points and pulled down 211 rebounds as a junior... Dished out 40 assists... Played club basketball for the Indy Gym Rats (EYBL).

Personal: Daughter of Jon and Shelley Ross... Has two siblings; Madison and Preston... Business and healthcare major... First Team Academic All-State.



CAREER HIGHS

Points.....	3 (4x), last at Marquette, 2/16/20
FGs.....	1 (4x), last at Marquette, 2/16/20
FGAs	3 (2x) last at DePaul, 2/14/20
3-FGs.....	1, vs. St. John's, 1/6/19
3-FGAs	1 (2x) last vs. ECU, 11/17/19
FTs.....	3, vs. Indiana State, 12/17/18
FTAs	4, vs. Indiana State, 12/17/18
Rebs	2 (6x), last vs. ECU, 11/17/19
Assists	2, vs. Xavier, 2/8/19
Blocks	N/A
Steals.....	N/A
Minutes	11, at St. John's, 2/1/19







OUMOU TOURE • 15

- SOPHOMORE
- 5-11
- GUARD
- KENNEWICK, WASHINGTON
- KAMIAKIN HIGH SCHOOL



2019-20 Freshman Season: Named to the BIG EAST All-Freshman Team... Appeared in 27 games, making 20 starts... Ranked second on the team with a 9.1 scoring average... Scored 245 total points... Second-best rebounder on the team, averaging 6.1 boards per contest... Recorded 165 total rebounds; 70 offensive and 95 defensive... Led Butler with 63 steals... Led the BIG EAST and ranked 45th in the NCAA in steals per game (2.33)... Team leader in blocked shots with 28... Recorded 31 assists... Shot 46 percent from the field (83-179)... Connected on 40 percent of her 3-point field goals (19-47)... 70 percent free throw shooter (60-85)... Averaged 27.5 minutes of playing time... Scored a career-high 22 points in the BIG EAST Tournament quarterfinals vs. Seton Hall (3/7)... Went 5-for-6 from 3-point range against the Pirates... Recorded a double-double in her first start vs. Ohio with 13 points and 12 rebounds (11/30)... Second double-double of the season came against Purdue Fort Wayne with 14 points and 12 rebounds (12/22)... Led Butler against DePaul with 17 points and 12 rebounds (1/19)... Led Butler in scoring four times... Reached a double figure scoring total in 11 contests... Led Butler in blocks 11 times... Led Butler in steals 10 times... Set a season-high with four blocks vs. Eastern Kentucky (11/17)... Recorded a season-high six steals vs. Purdue Fort Wayne (12/22).

HIGH SCHOOL: Four-star recruit (ProspectsNation.com)... All-time leading scorer at Kamiakin... Averaged 24.5 points, 10.6 rebounds, 3.8 steals, 2.5 assists and 1.4 blocks per game as a junior... Led the team to a 23-3 overall record... Went 13-1 against conference opponents... Averaged 23.8 points, 11.7 rebounds, 2.4 assists, 2.8 steals and one block per contest in 2016-17... Went undefeated vs. conference foes and ended the year with a 25-2 overall record.

PERSONAL: Daughter of Aissata Sidibe and Bourama Toure... Has three siblings; Khadidja, Sira and Abraham... Majoring in engineering.



CAREER HIGHS

Points.....	22, vs. Seton Hall, 3/7/20
FGs.....	7 (2x) last vs. Seton Hall, 3/7/20
FGAs	15, vs. DePaul, 1/19/20
3-FGs.....	5, vs. Seton Hall, 3/7/20
3-FGAs	6, vs. Seton Hall, 3/7/20
FTs.....	7 (2x) last vs. Providence, 2/23/20
FTAs	8 (2x) last vs. Providence, 2/23/20
Rebs	12 (3x) last vs. DePaul, 1/19/20
Assists	3 (5x) last at Seton Hall, 3/1/20
Blocks	4, vs. ECU, 11/17/19
Steals.....	6, vs. PFW, 12/22/19
Minutes	38 (2x) last at St. John's, 2/28/20





BUTLER





TENLEY DOWELL • 11

- REDSHIRT-FRESHMAN
- 6-0
- GUARD
- MORTON, ILLINOIS
- MORTON HIGH SCHOOL



2019-20 Freshman Season: Played in one game... Suffered a season-ending injury... Scored 12 points and pulled down eight rebounds in the season opener... Got the start and played 28 minutes... Recorded six steals vs. Wagner (11/9)... Went 7-for-7 from the free throw line... Made two field goals, including one 3-pointer... Recorded two assists.

High School: Led the Morton Lady Potters' to three Illinois High School Class 3A State Championships with a combined four-year varsity record of 131-10... Two-time Associated Press First Team All-State selection (2018 & 2019)... Two-time Illinois Basketball Coaches Association First Team All State selection (2018 & 2019)... 2019 IBCA All-Star Game MVP... 2019 Miss Illinois Basketball Finalist... Three-time Mid-Illini Conference First Team selection... Three-time Peoria Journal Star All-Area First Team selection... 2019 Peoria Journal Star Girls' Basketball Player of The Year... 2019 Peoria Journal Star Female Athlete of The Year... Three-time State Farm Classic All Tournament selection... Tied for most wins in school history with 131 and ranks fourth all-time in scoring with 1,762 career points... Played AAU basketball for Illinois Elite.

Personal: Daughter of Troy and Taunya Dowell. Has two siblings – Tatum and Tavia. Marketing major.



CAREER HIGHS

Points.....	12, vs. Wagner, 11/9/19
FGs.....	2, vs. Wagner, 11/9/19
FGAs	6, vs. Wagner, 11/9/19
3-FGs.....	1, vs. Wagner, 11/9/19
3-FGAs	2, vs. Wagner, 11/9/19
FTs.....	7, vs. Wagner, 11/9/19
FTAs	7, vs. Wagner, 11/9/19
Rebs	8, vs. Wagner, 11/9/19
Assists	2, vs. Wagner, 11/9/19
Blocks	N/A
Steals.....	6, vs. Wagner, 11/9/19
Minutes	29, vs. Wagner, 11/9/19







MICAH SCHEETZ • 0

- GRADUATE
- 5-8
- GUARD
- KNOXVILLE, TENNESSEE
- WEBB HIGH SCHOOL



2019-20 Season (Redshirt Junior at ETSU): Southern Conference Media Second Team All-Conference...Led team in scoring amongst qualifying players, averaging 15.0 points per game, fourth-best in the Southern Conference...3.4 rebounds per game, two assists per game and 31 steals...124 made free throws in 151 attempts were both team-bests and top-100 in the nation...Took 430 shots, 8th-most in single-season ETSU history...22 consecutive games scoring in double-figures from the second game of the year versus Liberty through a February 6 victory over Western Carolina, at one point the third-longest streak in the country...Scored a career-high 26 points against North Carolina A&T in the fourth game of the season only to break that mark five weeks later against South Alabama when she notched 29...On the way to the top scoring day of her career, Scheetz drained 16 free throws, tying the most conversions in a single game in ETSU history... 18 attempts in the same game was third-most in a single game in Buccaneer lore...Double-figures in all but three games throughout the year, while setting a career-high with eight rebounds versus South Alabama Dec. 20 and seven assists versus Chattanooga Feb. 1...In the same game against the Mocs, played 53 minutes and 43 seconds in a triple overtime defeat, the second-most minutes played in a game in program history and second-most at the Division I level throughout the 2019-20 season.

2018-19 Season (Redshirt Sophomore at ETSU): Finished 2nd on the team in scoring with 11.2 points per game, led team in 3-point percentage of players that took more than 5 threes shooting 39.2 percent, good for third-best in the Southern Conference...Led qualifying Bucs in free throw percentage by shooting 77.5 percent... Averaged 12.6 points per game in conference play - in her first 3 games of league action scored 19 points against Chattanooga, 18 against Furman and 21 against Wofford...Scored a regular-season most 22 against UNCG and was one off that mark against Western Carolina scoring 21, while setting a new career high in scoring in the Southern Conference tournament loss to Wofford by scoring 23...Double figures in scoring 10 times in 15 league games, finished the year with four straight double-figure outings...Matched or broke previous career-high of 19 five times throughout season.

2017-2018 Season: Sat out due to NCAA transfer rule.

2016-2017 Season (Freshman at UAB): Played guard in 24 games and started 13...Averaged 3.8 points, 1.3 rebounds, and 1.3 assists over 17.1 minutes per game.... Tallied 19 points in her second game of her career against DePaul.

High School: Led her team to the 2013 and 2014 State Championship...Named Miss Basketball in 2014 and 2016...2016 Basketball Hall of Fame Inductee...Finished her career with 2,303 points...Averaged 21 points, five rebounds, and three assists per game....Became the first player since Tennessee All-American Glory Johnson in 2007-08 to be named a two-time PrepXtra Girls Basketball Player of the Year.

Personal: Daughter of Brian and Kim Scheetz... Has two siblings; Barron and Lacey... Majored in media communication with a minor in business.





ANNILIA DAWN • 3

- JUNIOR
- 5-5
- GUARD
- AMARILLO, TEXAS
- AMARILLO HIGH SCHOOL



Junior College (Kilgore): Averaged 12.3 points, 4.1 rebounds and 4.4 assists per game at Kilgore College in 2019-20... Started in 26 of 29 games, helping Kilgore post a 22-9 overall record... Topped 20 points in five games... Scored a season-high 25 in a win over Salt Lake CC... Ended her year with 23 points at Tyler JC... Spent her freshman season at Midland College... Averaged 7.2 points 4.4 rebounds, and 2.6 assists per game... Played in 27 games, making 19 starts... Scored a season-high 16 points in a win Clarendon College... Helped Midland College post a 22-8 overall record.

High School: During Dawn's four year career, the Sandies went 137-10 on their way to winning four conference championships and one state title... The team reached 23 wins her freshman season, 37 in both her sophomore and junior campaigns and 40 in her senior season... Dawn was a two-year starter at Amarillo and a four-year letter-winner... She capped off her high school career with the state championship.

Personal: Daughter of Michael and Corina Dawn... Has two siblings... Plans to major in sociology.



OKAKO ADIKA • 4

- JUNIOR
- 6-0
- GUARD
- HOLSTEBRO, DENMARK
- LEMVIG GYMNASIUM



Junior College (Odessa): 2019-20 NJCAA Division 1 First Team All-American... Conference MVP... Helped Odessa post a 23-9 overall record which landed them #14 in the Championship Seeding... Started in all 32 games for Odessa... Averaged 11.3 points, 6.9 rebounds and 1.6 assists per game... Shot 47.5 percent from the field and 38.3 percent from 3-point range... Averaged 24.0 minutes of playing time per game... Helped the Wrangles win the Region 5 Championship during her freshman season... Averaged 6.1 points and 4.6 rebounds.

Personal: Daughter of Elizabeth Dembo... Has seven siblings... Plans to study business marketing/innovation.





NYAMER DIEW • 13

- **FRESHMAN**
- **6-1**
- **FORWARD**
- **MARSHALL, MINNESOTA**
- **SIOUX CITY EAST**



High School: Averaged 15.5 points, 8.0 rebounds, 3.2 blocks and 2.0 steals per game during her junior season... Team captain... Helped the Raiders win two conference championships... Holds the school record for most points in a single-game (35), and most field goals made in a single-game... Two-time team MVP... Two-time All-Conference selection.

Personal: Daughter of Nyanien Buoth... Has five siblings; Nyakhor, Buomkuoth, Bie, Jang and Ojuni... Plans to major in accounting and marketing.



ROSEMARIE DUMONT • 22

- **FRESHMAN**
- **6-3**
- **FORWARD**
- **QUEBEC CITY, CANADA**
- **CEGEP DE SAINTE FOY**



High School: Played at Cegep de Sainte Foy for head coach Dave Laroche... Averaged 10.4 points and 9.0 rebounds as a senior... Scored a season-high 26 points with 21 coming in the first half... Playoff First Team All-Star... Helped her team win the State Championship... Named Finals Player of the Game with 16 points and 19 rebounds... Named to the Academic All-Canadian Team... Led her team to a National Championship in 2019, averaging 10 points and 12 rebounds per game... Holds the the school record for most rebounds in a single-game with 22... Posted 22 points and 20 rebounds in the national championship game.

Personal: Daughter of Marc Dumont and Linda Tremblay... Has seven siblings with five younger brothers and two younger sisters... Plans to major in business management of marketing.





ABBY STODDARD • 30

- FRESHMAN
- 6-1
- GUARD
- CROWN POINT, INDIANA
- CROWN POINT



High School: First Team All-State selection... Named All-Area... Top-60 Senior... Ranked 10th in the state... Duneland Athletic Conference Champions... Sectional Champions... Raymond James Hall of Fame Champions... Undefeated regular season... Set a new school record by going undefeated in consecutive seasons... Scored a season-high 19 points... Pulled down a season-high 10 rebounds... Four-year letter-winner that helped her team win a regional championship as a junior... First Team All-Conference selection by averaging 15 points per game in 2018-19.

Personal: Daughter of Chris and Brian Roye and Paul and Jeanette Stoddard... Has three siblings; Lilly, Luke and Ella.



The BIG EAST brand campaign entitled "The BIG EAST Way" debuted on Wednesday, December 31, 2014 showcasing the distinctiveness of the Conference. Brand positioning research found that the BIG EAST has an audience extending far beyond conference students and alumni. In addition to fans of the individual schools, there also exists a "BIG EAST fan" that supports the conference as a whole.

Fans see the BIG EAST as tough and gritty, with an "all out" basketball style that evokes an urban playground feel. While most sports are typically shown from the outside looking in, the BIG EAST Way campaign gives viewers an up close, insider's perspective of the plays that have come to define the hard-nosed style of competition in the BIG EAST Conference.



2019-20 OVERALL STATS



2019-20 Butler Women's Basketball Combined Team Statistics All games

Page 1/1
as of Mar 07, 2020

Game Records

Record	Overall	Home	Away	Neutral
ALL GAMES	19-11	13-4	5-5	1-2
CONFERENCE	11-7	6-3	5-4	0-0
NON-CONFERENCE	8-4	7-1	0-1	1-2

Score by Periods

Team	1st	2nd	3rd	4th	OT	TOT
Butler	538	527	377	436	22	1900
Opponents	467	477	438	446	25	1853

Team Box Score

No.	Player	Overall			Total			3-Point		F-Throw		Rebounds				Other				PTS	AVG	
		GP-GS	MIN	AVG	FG-FGA	FG%	3FG-FGA	3FG%	FT-FTA	FT%	OFF	DEF	TOT	AVG	PF	DQ	A	TO	BLK			STL
24	SPLYAR, Kristen	30-30	990:60	33.0	172-420	.410	36-127	.283	164-215	.763	42	157	199	6.6	97	3	63	109	3	62	544	18.1
11	DOWELL, Tenley	1-1	28:31	28.5	2-6	.333	1-2	.500	7-7	1.000	4	4	8	8.0	1	0	2	2	0	6	12	12.0
15	TOURE, Oumou	27-20	741:10	27.5	83-179	.464	19-47	.404	60-85	.706	70	95	165	6.1	64	1	31	52	28	63	245	9.1
2	PARKER, Genesis	30-29	903:38	30.1	80-226	.354	33-92	.359	78-119	.655	13	71	84	2.8	40	0	57	64	1	40	271	9.0
22	STRONG, Katherine	29-27	583:48	20.1	85-230	.370	5-32	.156	38-71	.535	52	62	114	3.9	83	3	36	61	5	28	213	7.3
21	ATOSU, Upe	23-4	528:17	23.0	49-146	.336	28-94	.298	26-33	.788	20	50	70	3.0	43	0	28	36	1	22	152	6.6
10	CACERES, Naira	30-9	672:16	22.4	75-190	.395	18-59	.305	14-20	.700	30	99	129	4.3	46	0	37	51	20	33	182	6.1
23	BREY, Shae	30-30	929:54	31.0	60-111	.541	7-17	.412	30-39	.769	47	121	168	5.6	86	5	65	60	19	50	157	5.2
5	SEXTON, Emilia	19-0	201:09	10.6	19-61	.311	13-47	.277	3-4	.750	2	8	10	0.5	10	0	9	11	0	7	54	2.8
3	FLYE, N'Dea	10-0	184:30	18.5	8-35	.229	1-5	.200	10-27	.370	10	16	26	2.6	22	0	15	18	1	13	27	2.7
12	THOMAS, Ashanti	15-0	79:45	5.3	9-23	.391	0-0	.000	1-2	.500	6	9	15	1.0	9	0	0	11	1	2	19	1.3
14	HUMPHREY, Sarah	17-0	108:24	6.4	2-18	.111	0-0	.000	7-14	.500	7	9	16	0.9	13	0	6	6	3	5	11	0.6
1	ROBINSON, Jamilyn	13-0	35:30	2.7	1-7	.143	0-0	.000	4-6	.667	0	3	3	0.2	4	0	2	3	1	1	6	0.5
25	ROSS, Ellen	17-0	59:54	3.5	2-10	.200	0-1	.000	3-7	.429	2	4	6	0.4	11	0	1	9	0	0	7	0.4
Team											40	40	80					13				
Total		30	6048		647-1662	.389	161-523	.308	445-649	.686	345	748	1093	36.4	529	12	352	506	83	332	1900	63.3
Opponents		30	6045		653-1705	.383	226-703	.321	319-445	.717	332	728	1060	35.3	528	11	401	547	89	213	1853	61.8

Team Statistics

	BUTLER	OPP
Scoring	1900	1853
Points per game	63.3	61.8
Scoring margin	+1.6	-
Field goals-att	647-1662	653-1705
Field goal pct	.389	.383
3 point fg-att	161-523	226-703
3-point FG pct	.308	.321
3-pt FG made per game	5.4	7.5
Free throws-att	445-649	319-445
Free throw pct	.686	.717
F-Throws made per game	14.8	10.6
Rebounds	1093	1060
Rebounds per game	36.4	35.3
Rebounding margin	+1.1	-
Assists	352	401
Assists per game	11.7	13.4
Turnovers	506	547
Turnovers per game	16.9	18.2
Turnover margin	+1.4	-
Assist/turnover ratio	0.7	0.7
Steals	332	213
Steals per game	11.1	7.1
Blocks	83	89
Blocks per game	2.8	3.0
Winning streak	0	-
Home win streak	5	-
Attendance	13391	15239
Home games-Avg/Game	17-788	10-1524
Neutral site-Avg/Game	-	3-915

Team Results

Date	Opponent	Score	Att.
11/09/2019	Wagner	W 74-58	523
11/13/2019	Detroit Mercy	W 82-60	402
11/17/2019	Eastern Ky.	W 73-41	518
11/20/2019	IUPUI	W 64-61	697
11/23/2019	at Ball St.	L 70-74	4192
11/29/2019	vs Georgia	L 36-69	212
11/30/2019	vs Ohio	W 60-55	125
12/08/2019	Akron	W 76-55	529
12/11/2019	Indiana	L 53-64	2028
12/15/2019	High Point	W 74-52	498
12/22/2019	Purdue Fort Wayne	W 85-58	487
12/29/2019	Seton Hall	L 62-67	657
12/31/2019	St. John's (NY)	L 42-67	646
01/04/2020	at Xavier	W 78-70	712
01/10/2020	at Villanova	W 58-41	3241
01/12/2020	at Georgetown	W 47-46	509
01/17/2020	Marquette	W 61-55	824
01/19/2020	DePaul	L 65-80	591
01/24/2020	at Providence	W 50-47	424
01/26/2020	at Creighton	W 73-67	831
01/31/2020	Xavier	Wot 63-61	964
02/07/2020	Georgetown	W 60-42	1037
02/09/2020	Villanova	W 63-61	621
02/14/2020	at DePaul	L 60-89	1779
02/16/2020	at Marquette	L 54-76	2011
02/21/2020	Creighton	W 76-61	1164
02/23/2020	Providence	W 51-42	1205
02/28/2020	at St. John's (NY)	Lot 80-85	525
03/01/2020	at Seton Hall	L 53-66	1015
03/07/2020	vs Seton Hall	L 57-83	2407



2019-20 BIG EAST STATS



2019-20 Butler Women's Basketball Combined Team Statistics In Conference games

Page 1/1
as of Mar 01, 2020

Game Records

Record	Overall	Home	Away	Neutral
ALL GAMES	11-7	6-3	5-4	0-0
CONFERENCE	11-7	6-3	5-4	0-0
NON-CONFERENCE	0-0	0-0	0-0	0-0

Score by Periods

Team	1st	2nd	3rd	4th	OT	TOT
Butler	305	303	209	257	22	1096
Opponents	283	272	282	261	25	1123

Team Box Score

No.	Player	Overall			Total		3-Point		F-Throw		Rebounds				Other				PTS	AVG		
		GP-GS	MIN	AVG	FG-FGA	FG%	3FG-FGA	3FG%	FT-FTA	FT%	OFF	DEF	TOT	AVG	PF	DQ	A	TO			BLK	STL
24	SPLYAR, Kristen	18-18	630:53	35.0	105-270	.389	19-76	.250	97-128	.758	23	103	126	7.0	60	1	42	60	0	36	326	18.1
15	TOURE, Oumou	15-14	466:47	31.1	47-104	.452	10-30	.333	34-51	.667	40	54	94	6.3	36	1	22	33	16	36	138	9.2
22	STRONG, Katherine	18-16	386:10	21.5	59-157	.376	4-22	.182	18-33	.545	36	40	76	4.2	52	2	23	44	3	17	140	7.8
10	CACERES, Naira	18-3	449:20	25.0	55-133	.414	9-32	.281	9-14	.643	17	56	73	4.1	31	0	29	27	16	21	128	7.1
2	PARKER, Genesis	18-18	542:24	30.1	33-118	.280	10-43	.233	44-67	.657	8	44	52	2.9	19	0	34	31	1	22	120	6.7
23	BREY, Shae	18-18	582:42	32.4	42-76	.553	6-14	.429	17-22	.773	26	81	107	5.9	57	5	36	40	11	33	107	5.9
21	ATOSU, Upe	17-3	380:05	22.4	30-99	.303	17-63	.270	16-22	.727	14	37	51	3.0	29	0	16	25	0	17	93	5.5
3	FLYE, N'Dea	3-0	29:17	9.8	2-4	.500	1-1	1.000	1-2	.500	0	1	1	0.3	1	0	1	2	1	1	6	2.0
5	SEXTON, Emilia	10-0	72:60	7.3	6-19	.316	5-15	.333	1-2	.500	0	4	4	0.4	2	0	1	5	0	1	18	1.8
1	ROBINSON, Jamilyn	5-0	13:22	2.7	1-3	.333	0-0	.000	3-4	.750	0	2	2	0.4	0	0	1	1	1	0	5	1.0
25	ROSS, Ellen	8-0	17:35	2.2	2-6	.333	0-0	.000	2-3	.667	1	1	2	0.3	3	0	1	3	0	0	6	0.8
12	THOMAS, Ashanti	9-0	42:15	4.7	3-11	.273	0-0	.000	0-0	.000	3	5	8	0.9	4	0	0	5	1	2	6	0.7
14	HUMPHREY, Sarah	7-0	33:54	4.8	0-2	.000	0-0	.000	3-6	.500	2	3	5	0.7	2	0	1	1	0	1	3	0.4
Team											26	22	48					11				
Total		18	3648		385-1002	.384	81-296	.274	245-354	.692	196	453	649	36.1	296	9	207	288	50	187	1096	60.9
Opponents		18	3646		401-1051	.382	136-423	.322	185-244	.758	201	453	654	36.3	288	6	248	302	66	127	1123	62.4

Team Statistics

	BUTLER	OPP
Scoring	1096	1123
Points per game	60.9	62.4
Scoring margin	-1.5	-
Field goals-att	385-1002	401-1051
Field goal pct	.384	.382
3 point fg-att	81-296	136-423
3-point FG pct	.274	.322
3-pt FG made per game	4.5	7.6
Free throws-att	245-354	185-244
Free throw pct	.692	.758
F-Throws made per game	13.6	10.3
Rebounds	649	654
Rebounds per game	36.1	36.3
Rebounding margin	-0.3	-
Assists	207	248
Assists per game	11.5	13.8
Turnovers	288	302
Turnovers per game	16.0	16.8
Turnover margin	+0.8	-
Assist/turnover ratio	0.7	0.8
Steals	187	127
Steals per game	10.4	7.1
Blocks	50	66
Blocks per game	2.8	3.7
Winning streak	0	-
Home win streak	5	-
Attendance	7709	11047
Home games-Avg/Game	9-857	9-1227
Neutral site-Avg/Game	-	0-0

Team Results

Date	Opponent	Score	Att.
12/29/2019	Seton Hall	L 62-67	657
12/31/2019	St. John's (NY)	L 42-67	646
01/04/2020	at Xavier	W 78-70	712
01/10/2020	at Villanova	W 58-41	3241
01/12/2020	at Georgetown	W 47-46	509
01/17/2020	Marquette	W 61-55	824
01/19/2020	DePaul	L 65-80	591
01/24/2020	at Providence	W 50-47	424
01/26/2020	at Creighton	W 73-67	831
01/31/2020	Xavier	Wot 63-61	964
02/07/2020	Georgetown	W 60-42	1037
02/09/2020	Villanova	W 63-61	621
02/14/2020	at DePaul	L 60-89	1779
02/16/2020	at Marquette	L 54-76	2011
02/21/2020	Creighton	W 76-61	1164
02/23/2020	Providence	W 51-42	1205
02/28/2020	at St. John's (NY)	Lot 80-85	525
03/01/2020	at Seton Hall	L 53-66	1015



2019-20 SEASON/CAREER STATS

Summary

Player	Season Statistics										Career Statistics									
	GP-GS	MIN/G	FG%	3FG%	FT%	R/G	A/G	STL	BLK	PTS/G	GP-GS	MIN/G	FG%	3FG%	FT%	R/G	A/G	STL	BLK	PTS/G
ATOSU, Upe	23-4	23.0	.336	.298	.788	3.0	1.2	22	1	6.6	23-4	23.0	.336	.298	.788	3.0	1.2	22	1	6.6
BREY, Shae	30-30	31.0	.541	.412	.769	5.6	2.2	50	19	5.2	126-78	25.6	.511	.303	.695	5.1	1.5	139	67	4.3
CACERES, Naira	30-9	22.4	.395	.305	.700	4.3	1.2	33	20	6.1	63-10	20.3	.405	.252	.597	3.9	1.1	65	27	5.4
DOWELL, Tenley	1-1	28.5	.333	.500	1.000	8.0	2.0	6	0	12.0	1-1	28.5	.333	.500	1.000	8.0	2.0	6	0	12.0
FLYE, N'Dea	10-0	18.5	.229	.200	.370	2.6	1.5	13	1	2.7	10-0	18.5	.229	.200	.370	2.6	1.5	13	1	2.7
HUMPHREY, Sarah	17-0	6.4	.111	.000	.500	0.9	0.4	5	3	0.6	80-4	6.4	.261	.143	.577	0.9	0.3	16	19	0.8
PARKER, Genesis	30-29	30.1	.354	.359	.655	2.8	1.9	40	1	9.0	30-29	30.1	.354	.359	.655	2.8	1.9	40	1	9.0
ROBINSON, Jamilyn	13-0	2.7	.143	.000	.667	0.2	0.2	1	1	0.5	30-0	3.1	.269	.273	.778	0.5	0.2	1	1	0.8
ROSS, Ellen	17-0	3.5	.200	.000	.429	0.4	0.1	0	0	0.4	42-0	3.7	.190	.500	.619	0.5	0.1	0	0	0.5
SEXTON, Emilia	19-0	10.6	.311	.277	.750	0.5	0.5	7	0	2.8	41-0	8.3	.350	.298	.600	0.5	0.4	14	1	2.4
SPOLYAR, Kristen	30-30	33.0	.410	.283	.763	6.6	2.1	62	3	18.1	110-87	30.2	.373	.288	.748	5.0	1.7	184	12	14.0
STRONG, Katherine	29-27	20.1	.370	.156	.535	3.9	1.2	28	5	7.3	49-45	18.7	.417	.204	.552	3.8	1.1	44	7	7.4
THOMAS, Ashanti	15-0	5.3	.391	.000	.500	1.0	0.0	2	1	1.3	27-1	7.7	.493	.000	.750	1.5	0.1	4	5	2.6
TOURE, Oumou	27-20	27.5	.464	.404	.706	6.1	1.1	63	28	9.1	27-20	27.5	.464	.404	.706	6.1	1.1	63	28	9.1

Scoring

Player	Season Statistics								Career Statistics							
	FG-FGA	FG%	3FG-3FGA	3FG%	FT-FTA	FT%	PTS	PTS/G	FG-FGA	FG%	3FG-3FGA	3FG%	FT-FTA	FT%	PTS	PTS/G
ATOSU, Upe	49-146	.336	28-94	.298	26-33	.788	152	6.6	49-146	.336	28-94	.298	26-33	.788	152	6.6
BREY, Shae	60-111	.541	7-17	.412	30-39	.769	157	5.2	213-417	.511	20-66	.303	91-131	.695	537	4.3
CACERES, Naira	75-190	.395	18-59	.305	14-20	.700	182	6.1	137-338	.405	28-111	.252	37-62	.597	339	5.4
DOWELL, Tenley	2-6	.333	1-2	.500	7-7	1.000	12	12.0	2-6	.333	1-2	.500	7-7	1.000	12	12.0
FLYE, N'Dea	8-35	.229	1-5	.200	10-27	.370	27	2.7	8-35	.229	1-5	.200	10-27	.370	27	2.7
HUMPHREY, Sarah	2-18	.111	0-0	.000	7-14	.500	11	0.6	23-88	.261	1-7	.143	15-26	.577	62	0.8
PARKER, Genesis	80-226	.354	33-92	.359	78-119	.655	271	9.0	80-226	.354	33-92	.359	78-119	.655	271	9.0
ROBINSON, Jamilyn	1-7	.143	0-0	.000	4-6	.667	6	0.5	7-26	.269	3-11	.273	7-9	.778	24	0.8
ROSS, Ellen	2-10	.200	0-1	.000	3-7	.429	7	0.4	4-21	.190	1-2	.500	13-21	.619	22	0.5
SEXTON, Emilia	19-61	.311	13-47	.277	3-4	.750	54	2.8	36-103	.350	25-84	.298	3-5	.600	100	2.4
SPOLYAR, Kristen	172-420	.410	36-127	.283	164-215	.763	544	18.1	509-1366	.373	147-511	.288	379-507	.748	1544	14.0
STRONG, Katherine	85-230	.370	5-32	.156	38-71	.535	213	7.3	150-360	.417	10-49	.204	53-96	.552	363	7.4
THOMAS, Ashanti	9-23	.391	0-0	.000	1-2	.500	19	1.3	33-67	.493	0-0	.000	3-4	.750	69	2.6
TOURE, Oumou	83-179	.464	19-47	.404	60-85	.706	245	9.1	83-179	.464	19-47	.404	60-85	.706	245	9.1

Totals

Player	Season Statistics									Career Statistics								
	O-REB	D-REB	TOTAL	PF	FO	A	TO	A/TO	O-REB	D-REB	TOTAL	PF	FO	A	TO	A/TO		
ATOSU, Upe	20	50	70	43	0	28	36	0.8	20	50	70	43	0	28	36	0.8		
BREY, Shae	47	121	168	86	5	65	60	1.1	186	457	643	272	9	184	208	0.9		
CACERES, Naira	30	99	129	46	0	37	51	0.7	50	194	244	81	0	70	102	0.7		
DOWELL, Tenley	4	4	8	1	0	2	2	1.0	4	4	8	1	0	2	2	1.0		
FLYE, N'Dea	10	16	26	22	0	15	18	0.8	10	16	26	22	0	15	18	0.8		
HUMPHREY, Sarah	7	9	16	13	0	6	6	1.0	21	49	70	81	2	21	52	0.4		
PARKER, Genesis	13	71	84	40	0	57	64	0.9	13	71	84	40	0	57	64	0.9		
ROBINSON, Jamilyn	0	3	3	4	0	2	3	0.7	3	11	14	12	0	5	18	0.3		
ROSS, Ellen	2	4	6	11	0	1	9	0.1	7	13	20	33	0	5	18	0.3		
SEXTON, Emilia	2	8	10	10	0	9	11	0.8	4	15	19	25	0	17	23	0.7		
SPOLYAR, Kristen	42	157	199	97	3	63	109	0.6	116	438	554	331	10	191	334	0.6		
STRONG, Katherine	52	62	114	83	3	36	61	0.6	80	108	188	129	4	54	95	0.6		
THOMAS, Ashanti	6	9	15	9	0	0	11	0.0	13	28	41	30	0	4	31	0.1		
TOURE, Oumou	70	95	165	64	1	31	52	0.6	70	95	165	64	1	31	52	0.6		



2019-20 RESULTS

Game Records

Record	Overall	Home	Away	Neutral
ALL GAMES	19-11	13-4	5-5	1-2
CONFERENCE	11-7	6-3	5-4	0-0
NON-CONFERENCE	8-4	7-1	0-1	1-2

Team Results

Date	Opponent		Score	Att.	High Points	High Rebounds
11/09/2019	Wagner	W	74-58	523	(17) SPOLYAR, Kristen	(8) DOWELL, Tenley
11/13/2019	Detroit Mercy	W	82-60	402	(37) SPOLYAR, Kristen	(13) SPOLYAR, Kristen
11/17/2019	Eastern Ky.	W	73-41	518	(19) SPOLYAR, Kristen	(9) TOURE, Oumou
11/20/2019	IUPUI	W	64-61	697	(23) PARKER, Genesis	(6) CACERES, Naira
11/23/2019	at Ball St.	L	70-74	4192	(23) SPOLYAR, Kristen	(13) BREY, Shae
11/29/2019	vs Georgia	L	36-69	212	(8) SPOLYAR, Kristen	(7) TOURE, Oumou
					(8) STRONG, Katherine	
11/30/2019	vs Ohio	W	60-55	125	(17) PARKER, Genesis	(12) TOURE, Oumou
12/08/2019	Akron	W	76-55	529	(17) SPOLYAR, Kristen	(11) SPOLYAR, Kristen
					(17) PARKER, Genesis	
12/11/2019	Indiana	L	53-64	2028	(15) SPOLYAR, Kristen	(8) PARKER, Genesis
12/15/2019	High Point	W	74-52	498	(18) SPOLYAR, Kristen	(9) CACERES, Naira
12/22/2019	Purdue Fort Wayne	W	85-58	487	(27) SPOLYAR, Kristen	(12) TOURE, Oumou
12/29/2019	Seton Hall	L	62-67	657	(17) SPOLYAR, Kristen	(11) SPOLYAR, Kristen
12/31/2019	St. John's (NY)	L	42-67	646	(12) SPOLYAR, Kristen	(6) STRONG, Katherine
01/04/2020	at Xavier	W	78-70	712	(23) SPOLYAR, Kristen	(8) TOURE, Oumou
					(23) CACERES, Naira	
01/10/2020	at Villanova	W	58-41	3241	(15) SPOLYAR, Kristen	(13) BREY, Shae
01/12/2020	at Georgetown	W	47-46	509	(15) SPOLYAR, Kristen	(8) STRONG, Katherine
01/17/2020	Marquette	W	61-55	824	(30) SPOLYAR, Kristen	(9) SPOLYAR, Kristen
01/19/2020	DePaul	L	65-80	591	(25) SPOLYAR, Kristen	(12) SPOLYAR, Kristen
						(12) TOURE, Oumou
01/24/2020	at Providence	W	50-47	424	(14) TOURE, Oumou	(10) SPOLYAR, Kristen
01/26/2020	at Creighton	W	73-67	831	(25) SPOLYAR, Kristen	(12) BREY, Shae
01/31/2020	Xavier	Wot	63-61	964	(25) SPOLYAR, Kristen	(11) SPOLYAR, Kristen
02/07/2020	Georgetown	W	60-42	1037	(12) BREY, Shae	(14) SPOLYAR, Kristen
					(12) TOURE, Oumou	
02/09/2020	Villanova	W	63-61	621	(25) SPOLYAR, Kristen	(8) SPOLYAR, Kristen
02/14/2020	at DePaul	L	60-89	1779	(15) STRONG, Katherine	(10) SPOLYAR, Kristen
02/16/2020	at Marquette	L	54-76	2011	(16) SPOLYAR, Kristen	(6) CACERES, Naira
02/21/2020	Creighton	W	76-61	1164	(20) SPOLYAR, Kristen	(7) PARKER, Genesis
02/23/2020	Providence	W	51-42	1205	(15) TOURE, Oumou	(7) BREY, Shae
02/28/2020	at St. John's (NY)	Lot	80-85	525	(28) SPOLYAR, Kristen	(11) STRONG, Katherine
03/01/2020	at Seton Hall	L	53-66	1015	(14) PARKER, Genesis	(8) BREY, Shae
03/07/2020	vs Seton Hall	L	57-83	2407	(22) TOURE, Oumou	(8) BREY, Shae



2019-20 BU GAME-HIGHS

Butler - Game Highs

POINTS	85		Purdue Fort Wayne (12/22/2019)
	82		Detroit Mercy (11/13/2019)
	80		at St. John's (NY) (02/28/2020)
	78		at Xavier (01/04/2020)
	76		Creighton (02/21/2020)
	76		Akron (12/08/2019)
FIELD GOALS MADE	33		Purdue Fort Wayne (12/22/2019)
	30		at Xavier (01/04/2020)
FIELD GOAL ATTEMPTS	68		Purdue Fort Wayne (12/22/2019)
	65		DePaul (01/19/2020)
	65		Detroit Mercy (11/13/2019)
FIELD GOAL PERCENTAGE	.566	(30-53)	at Xavier (01/04/2020)
	.509	(28-55)	Creighton (02/21/2020)
3 PT FG MADE	10		IUPUI (11/20/2019)
	9		Creighton (02/21/2020)
	9		at Creighton (01/26/2020)
	9		Purdue Fort Wayne (12/22/2019)
3 PT FG ATTEMPTS	28		Detroit Mercy (11/13/2019)
	24		Xavier (01/31/2020)
	24		at Ball St. (11/23/2019)
3 PT FG PERCENTAGE	.538	(7-13)	Eastern Ky. (11/17/2019)
	.526	(10-19)	IUPUI (11/20/2019)
FREE THROWS MADE	25		Wagner (11/09/2019)
	23		High Point (12/15/2019)
	23		vs Ohio (N) (11/30/2019)
FREE THROW ATTEMPTS	35		High Point (12/15/2019)
	33		vs Georgia (N) (11/29/2019)
FREE THROW PERCENTAGE	.952	(20-21)	at Marquette (02/16/2020)
	.938	(15-16)	Indiana (12/11/2019)
REBOUNDS	50		at Villanova (01/10/2020)
	49		vs Ohio (N) (11/30/2019)
ASSISTS	20		at Xavier (01/04/2020)
	20		Purdue Fort Wayne (12/22/2019)
STEALS	18		Wagner (11/09/2019)
	17		Villanova (02/09/2020)
	17		Purdue Fort Wayne (12/22/2019)
	17		Eastern Ky. (11/17/2019)
BLOCKED SHOTS	7		Wagner (11/09/2019)
	6		Marquette (01/17/2020)
	6		Eastern Ky. (11/17/2019)

2019-20 INDIVIDUAL SEASON-HIGHS

PTS	37	Kristen Spolyar vs. Detroit Mercy, 11/13/19
FG	12	Kristen Spolyar vs. Detroit Mercy, 11/13/19
FGA	24	Kristen Spolyar vs. Villanova, 2/9/20
FG%	.857	Oumou Toure (6-7) vs. PFW, 12/22/19
3-PT FGs	6	Genesis Parker vs. IUPUI, 11/20/19
3-PT FGA	11	Emilia Sexton vs. Detroit Mercy, 11/13/19
3-PT FG%	1.000	Naira Caceres (4-4) at Creighton, 1/26/20
FT	9	Kristen Spolyar vs. Akron, 12/8/19
	9	Genesis Parker vs. Ohio, 11/30/19

FTA	13	Kristen Spolyar vs. Xavier, 1/31/20
FT%	1.000	Tenley Dowell (7-7) vs. Wagner, 11/9/19
REB	14	Kristen Spolyar vs. Georgetown, 2/7/20
AST	7	Shae Brey vs. PFW, 12/22/19
STL	6	Kristen Spolyar vs. Villanova, 2/9/20
	6	Oumou Toure vs. PFW, 12/22/19
	6	Tenley Dowell vs. Wagner, 11/9/19
BLK	4	Naira Caceres vs. Marquette, 1/17/20
	4	Oumou Toure vs. ECU, 11/17/19



2019-20 GAME-BY-GAME



2019-20 Butler Women's Basketball Team Game-by-Game All games

Page 1/1
as of Mar 07, 2020

Opponent	Date	Score	W	Total		3-Pointers		Free throws		Rebounds				Other Stats						
				FG-FGA	PCT	3FG-FGA	PCT	FT-FTA	PCT	OFF	DEF	TOT	AVG	PF	A	TO	BLK	STL	PTS	AVG
Wagner	11/09/2019	74-58	W	21-53	.396	7-17	.412	25-31	.806	12	26	38	38.0	20	10	26	7	18	74	74.0
Detroit Mercy	11/13/2019	82-60	W	29-65	.446	8-28	.286	16-22	.727	17	30	47	42.5	13	19	17	5	14	82	78.0
Eastern Ky.	11/17/2019	73-41	W	25-55	.455	7-13	.538	16-25	.640	11	28	39	41.3	19	12	23	6	17	73	76.3
IUPUI	11/20/2019	64-61	W	22-49	.449	10-19	.526	10-22	.455	4	24	28	38.0	17	9	16	3	12	64	73.3
at Ball St.	11/23/2019	70-74	L	24-64	.375	8-24	.333	14-22	.636	10	26	36	37.6	26	13	13	0	12	70	72.6
vs Georgia	11/29/2019	36-69	L	8-46	.174	0-10	.000	20-33	.606	12	18	30	36.3	21	4	24	2	12	36	66.5
vs Ohio	11/30/2019	60-55	W	16-50	.320	5-19	.263	23-31	.742	21	28	49	38.1	19	10	25	2	6	60	65.6
Akron	12/08/2019	76-55	W	26-55	.473	7-20	.350	17-24	.708	8	32	40	38.4	20	18	15	1	8	76	66.9
Indiana	12/11/2019	53-64	L	16-52	.308	6-20	.300	15-16	.938	14	14	28	37.2	20	5	15	2	9	53	65.3
High Point	12/15/2019	74-52	W	22-50	.440	7-16	.438	23-35	.657	6	33	39	37.4	24	14	13	2	10	74	66.2
Purdue Fort Wayne	12/22/2019	85-58	W	33-68	.485	9-23	.391	10-13	.769	20	19	39	37.5	18	20	11	2	17	85	67.9
Seton Hall	12/29/2019	62-67	L	23-48	.479	2-15	.133	14-18	.778	7	29	36	37.4	16	15	20	5	5	62	67.4
St. John's (NY)	12/31/2019	42-67	L	16-49	.327	5-17	.294	5-13	.385	5	20	25	36.5	16	7	15	3	4	42	65.5
at Xavier	01/04/2020	78-70	W	30-53	.566	2-9	.222	16-26	.615	8	26	34	36.3	21	20	13	5	13	78	66.4
at Villanova	01/10/2020	58-41	W	18-54	.333	3-11	.273	19-23	.826	14	36	50	37.2	13	11	14	0	7	58	65.8
at Georgetown	01/12/2020	47-46	W	16-57	.281	3-21	.143	12-17	.706	14	20	34	37.0	11	7	14	2	9	47	64.6
Marquette	01/17/2020	61-55	W	22-60	.367	4-17	.235	13-21	.619	13	27	40	37.2	16	8	13	6	8	61	64.4
DePaul	01/19/2020	65-80	L	25-65	.385	3-14	.214	12-19	.632	19	29	48	37.8	23	11	26	0	12	65	64.4
at Providence	01/24/2020	50-47	W	15-61	.246	5-20	.250	15-20	.750	10	25	35	37.6	13	9	10	3	15	50	63.7
at Creighton	01/26/2020	73-67	W	25-52	.481	9-18	.500	14-19	.737	9	26	35	37.5	22	17	17	3	14	73	64.2
Xavier	01/31/2020	63-61	Wot	23-63	.365	7-24	.292	10-23	.435	14	26	40	37.6	16	12	12	5	13	63	64.1
Georgetown	02/07/2020	60-42	W	21-64	.328	5-22	.227	13-19	.684	14	32	46	38.0	3	11	12	2	12	60	63.9
Villanova	02/09/2020	63-61	W	22-60	.367	5-12	.417	14-21	.667	10	19	29	37.6	14	14	7	2	17	63	63.9
at DePaul	02/14/2020	60-89	L	21-51	.412	2-10	.200	16-25	.640	10	29	39	37.7	13	10	20	2	5	60	63.7
at Marquette	02/16/2020	54-76	L	15-50	.300	4-16	.250	20-21	.952	11	11	22	37.0	22	7	19	3	9	54	63.3
Creighton	02/21/2020	76-61	W	28-55	.509	9-18	.500	11-12	.917	9	23	32	36.8	14	14	14	1	11	76	63.8
Providence	02/23/2020	51-42	W	16-49	.327	3-22	.136	16-23	.696	6	26	32	36.7	16	11	20	3	16	51	63.3
at St. John's (NY)	02/28/2020	80-85	Lot	29-63	.460	5-13	.385	17-21	.810	10	27	37	36.7	24	13	16	4	7	80	63.9
at Seton Hall	03/01/2020	53-66	L	20-48	.417	5-17	.294	8-13	.615	13	22	35	36.6	23	10	26	1	10	53	63.6
vs Seton Hall	03/07/2020	57-83	L	20-53	.377	6-18	.333	11-21	.524	14	17	31	36.4	16	11	20	1	10	57	63.3
Total		1900		647-1662	.389	161-523	.308	445-649	.686	345	748	1093	36.4	529	352	506	83	332	1900	63.3
Opponents		1853		653-1705	.383	226-703	.321	319-445	.717	332	728	1060	35.3	528	401	547	89	213	1853	61.8

Butler Averages

Games Played	Points/game	FG Pct	3FG Pct	FT Pct	Rebounds/game	Assists/game	Turnovers/game	Assist/Turnover ratio	Steals/game	Blocks/game
30	63.3	38.9	30.8	68.6	36.4	11.7	16.9	0.7	11.1	2.8



ALL-TIME SERIES

Opponent	Record	First Meeting	Last Meeting	Opponent	Record	First Meeting	Last Meeting
Air Force	0-1	2006-07 (L)	Same	George Mason	1-0	1994-95 (W)	Same
Akron	4-0	1987-88 (W)	2019-20 (W)	George Washington	0-1	2012-13 (L)	Same
Alabama A&M	1-0	2004-05 (W)	Same	Georgetown	8-6	2013-14 (L)	2019-20 (W)
Alabama-Birmingham	0-2	1991-92 (L)	1993-94 (L)	Georgia	0-1	2019-20 (L)	Same
Anderson	6-2	1975-76 (W)	1981-82 (W)	Georgia State	0-1	1986-87 (L)	Same
Arkansas	1-3	1992-93 (L)	2016-17 (L)	Georgia Tech	1-0	1994-95 (W)	Same
Arkansas-Little Rock	1-0	1999-00 (W)	Same	Gonzaga	0-1	2003-04 (L)	Same
Arkansas State	1-3	1985-86 (L)	2000-01 (W)	Grace	1-0	1978-79 (W)	Same
Austin Peay	3-1	1996-97 (L)	2017-18 (W)	Grambling State	0-1	1996-97 (L)	Same
Ball State	16-11	1980-81 (W)	2019-20 (L)	Green Bay	7-41	1981-82 (W)	2016-17 (L)
Baylor	1-0	1989-90 (W)	Same	Greenville (Ill.)	0-1	1978-79 (L)	Same
Bellarmino	0-1	1983-84 (L)	Same	Hanover	6-2	1975-76 (L)	1982-83 (W)
Boston	1-0	1991-92 (W)	Same	Harvard	1-0	2011-12 (W)	Same
Bowling Green	3-5	1997-98 (L)	2013-14 (L)	High Point	1-0	2019-20 (W)	Same
Bradley	5-3	1993-94 (W)	2016-17 (W)	Houston	1-0	1992-93 (W)	Same
Brown	2-0	1997-98 (W)	2000-01 (W)	Huntington	7-2	1975-76 (L)	1982-83 (W)
BYU	0-1	2014-15 (L)	Same	Idaho	1-0	1990-91 (W)	Same
BYU-Hawaii	1-0	2014-15 (W)	Same	Illinois	1-2	1996-97 (L)	2006-07 (L)
UC-Irvine	1-0	1990-91 (W)	Same	Illinois State	4-3	2002-03 (W)	2018-19 (W)
UC Riverside	0-1	2006-07 (L)	Same	Indiana	1-7	1989-90 (L)	2019-20 (L)
Cal St.-Northridge	0-1	1990-91 (L)	Same	Indiana-Southeast	1-0	1981-82 (W)	Same
Central Florida	4-1	1981-82 (W)	2016-17 (L)	Indiana State	16-13	1982-83 (W)	2018-19 (W)
Central Michigan	2-0	1995-96 (W)	1998-99 (W)	Indiana Tech	3-2	1975-76 (L)	1983-84 (L)
Central Missouri	0-1	1983-84 (L)	Same	Indianapolis (Ind. Central)	16-10	1975-76 (L)	1988-89 (W)
Charlotte	0-1	2012-13 (L)	Same	Iowa	0-2	1995-96 (L)	2003-04 (L)
Chattanooga	1-2	2003-04 (W)	2015-16 (L)	Iowa State	0-2	1995-96 (L)	2011-12 (L)
Chicago State	2-0	1986-87 (W)	1990-91 (W)	IUPUI	17-7	1975-76 (L)	2019-20 (W)
Christian Brothers	1-0	2008-09 (W)	Same	James Madison	0-1	1991-92 (L)	Same
Cincinnati	4-6	1983-84 (L)	2018-19 (L)	Kansas	0-1	1998-99 (L)	Same
Clemson	1-0	2015-16 (W)	Same	Kent State	1-0	2018-19 (W)	Same
Cleveland State	28-13	1994-95 (W)	2013-14 (W)	Kentucky	0-4	1991-92 (L)	2009-10 (L)
Coastal Carolina	2-0	2008-09 (W)	2010-11 (W)	La Salle	4-5	1991-92 (L)	2012-13 (W)
Colorado	0-1	2000-01 (L)	Same	Lewis	1-0	2004-05 (W)	Same
Colorado State	0-1	1997-98 (L)	Same	Lipscomb	1-0	2017-18 (W)	Same
Creighton	8-9	2013-14 (W)	2019-20 (W)	Louisiana State	0-1	1997-98 (L)	Same
Davidson	0-1	2000-01 (L)	Same	Louisiana Tech	0-1	1993-94 (L)	Same
Davis & Elkins	1-0	1980-81 (W)	Same	Louisville	2-7	1992-93 (L)	2006-07 (L)
Dayton	9-15	1980-81 (L)	2012-13 (L)	Loyola (Chicago)	44-17	1982-83 (W)	2017-18 (W)
DePaul	0-19	1984-85 (L)	2019-20 (L)	Manchester	1-0	1978-79 (W)	Same
DePauw	2-0	1979-80 (W)	1980-81 (W)	Marian	14-3	1975-76 (L)	2011-12 (W)
Detroit Mercy	28-34	1984-85 (L)	2019-20 (W)	Marquette	9-14	1985-86 (W)	2019-20 (L)
Drexel	1-1	1995-96 (W)	2017-18 (L)	Maryland	0-1	1994-95 (L)	Same
Duquesne	3-1	1992-93 (W)	2012-13 (L)	UMBC	1-0	2005-06 (W)	Same
Earlham	3-0	1977-78 (W)	1979-80 (W)	Massachusetts	1-0	2012-13 (W)	Same
East Tennessee State	0-1	2016-17 (L)	Same	Miami (Fla.)	1-1	1996-97 (L)	2007-08 (W)
Eastern Illinois	5-10	1981-82 (L)	2018-19 (W)	Miami (Ohio)	3-10	1988-89 (L)	2009-10 (W)
Eastern Kentucky	1-0	2019-20 (W)	Same	Michigan	2-0	1992-93 (W)	1993-94 (W)
Eastern Michigan	4-3	1991-92 (W)	2018-19 (W)	Michigan State	1-1	1998-99 (W)	1999-00 (L)
Eastern Washington	1-0	2013-14 (W)	Same	Milwaukee	19-20	1981-82 (W)	2011-12 (L)
Evansville	21-16	1979-80 (W)	2010-11 (L)	Minnesota	0-2	2001-02 (L)	2014-15 (L)
Fairfield	0-2	2012-13 (L)	2014-15 (L)	Mississippi	0-1	1991-92 (L)	Same
Florida International	0-1	1992-93 (L)	Same	Mississippi Valley State	1-0	1999-00 (W)	Same
Florida State	1-0	1991-92 (W)	Same	Missouri	1-0	1996-97 (W)	Same
Fordham	1-0	1988-89 (W)	Same	Monmouth	1-0	2007-08 (W)	Same
Franklin	10-6	1975-76 (L)	1987-88 (W)	Morgan State	1-0	1991-92 (W)	Same
Fresno State	0-1	2002-03 (L)	Same	Mt. St. Joseph's	2-0	1980-81 (W)	1981-82 (W)
Furman	1-0	1990-91 (W)	Same	Murray State	2-2	1985-86 (L)	2018-19 (W)



ALL-TIME SERIES

Opponent	Record	First Meeting	Last Meeting	Opponent	Record	First Meeting	Last Meeting
UNLV	1-1	1992-93 (W)	2011-12 (L)	South Carolina	0-1	2010-11 (L)	Same
Nevada	0-1	2011-12 (L)	Same	South Dakota State	0-1	2013-14 (L)	Same
New Mexico State	0-3	1984-85 (L)	1991-92 (L)	South Florida	0-4	1989-90 (L)	2017-18 (L)
Northeastern	2-0	1994-95 (W)	2018-19 (W)	Southern Indiana	6-1	1979-80 (W)	1983-84 (L)
Northern Illinois	8-2	1987-88 (L)	1996-97 (W)	Taylor	3-1	1975-76 (L)	1982-83 (W)
Northern Iowa	1-1	1999-00 (W)	2009-10 (L)	TCU	1-1	2015-16 (W)	2016-17 (L)
Northern Kentucky	2-1	1983-84 (L)	2013-14 (W)	Temple	1-1	1988-89 (L)	2012-13 (W)
Northern Michigan	1-0	1980-81 (W)	Same	Tennessee State	2-0	2006-07 (W)	2007-08 (W)
Northwestern State	0-1	1992-93 (L)	Same	Tennessee Tech	0-1	1989-90 (L)	Same
Notre Dame	6-20	1980-81 (W)	2010-11 (L)	Texas-San Antonio	0-1	2001-02 (L)	Same
Oakland City	4-0	1978-79 (W)	2007-08 (W)	Toledo	0-4	1986-87 (L)	2012-13 (L)
Ohio	2-1	2006-07 (L)	2019-20 (W)	UIC	29-21	1984-85 (L)	2013-14 (W)
Ohio Dominican	1-0	2010-11 (W)	Same	UMass Lowell	1-0	2018-19 (W)	Same
Ohio State	1-0	2018-19 (W)	Same	Utah	1-1	2001-02 (L)	2013-14 (W)
Oklahoma	0-1	2001-02 (L)	Same	Valparaiso	23-8	1979-80 (W)	2015-16 (W)
Oral Roberts	0-2	1986-87 (L)	1986-87 (L)	Vanderbilt	1-1	1990-91 (W)	1998-99 (L)
Oregon	1-0	1998-99 (W)	Same	VCU	1-0	2012-13 (W)	Same
Oregon State	0-1	2014-15 (L)	Same	Villanova	6-9	2013-14 (L)	2019-20 (W)
Portland State	0-1	2012-13 (L)	Same	Vincennes	0-1	1977-78 (L)	Same
Providence	11-4	2013-14 (W)	2019-20 (W)	Virginia	0-1	1999-00 (L)	Same
Purdue	0-6	1986-87 (L)	2007-08 (L)	Virginia Tech	1-0	2017-18 (W)	Same
Purdue-Calumet	3-0	1977-78 (W)	1979-80 (W)	Wagner	1-0	2019-20 (W)	Same
Purdue Fort Wayne	8-4	1976-77 (L)	2019-20 (W)	Wake Forest	0-2	1993-94 (L)	2010-11 (L)
Radford	2-0	1997-98 (W)	1999-00 (W)	Washington State	2-0	1991-92 (W)	1993-94 (W)
Rhode Island	2-0	1989-90 (W)	2012-13 (W)	West Virginia	1-1	1992-93 (W)	2017-18 (L)
Richmond	0-1	2012-13 (L)	Same	Western Illinois	3-1	1990-91 (W)	2018-19 (W)
Rockhurst	0-1	1983-84 (L)	Same	Western Kentucky	0-1	2002-03 (L)	Same
St. Bonaventure	1-0	2012-13 (W)	Same	Western Michigan	5-3	1994-95 (W)	2004-05 (W)
St. Francis (Ind.)	2-0	1981-82 (W)	1982-83 (W)	William Penn	0-1	1981-82 (L)	Same
St. John's	4-10	2013-14 (L)	2019-20 (L)	William & Mary	1-0	2000-01 (W)	Same
St. Joseph's (Ind.)	9-4	1976-77 (L)	1983-84 (L)	Wisconsin	1-3	2003-04 (L)	2017-18 (W)
Saint Joseph's (Pa.)	0-1	2012-13 (L)	Same	Wright State	29-18	1982-83 (W)	2015-16 (L)
St. Louis	9-6	1985-86 (L)	2012-13 (L)	Xavier	28-19	1982-83 (W)	2019-20 (W)
St. Mary's (Calif.)	0-4	1995-96 (L)	2013-14 (L)	Youngstown State	19-5	2001-02 (L)	2011-12 (W)
St. Mary's (Ind.)	3-1	1975-76 (L)	1981-82 (W)				
Sam Houston State	2-0	1991-92 (W)	1997-98 (W)				
San Diego	1-0	1998-99 (W)	Same				
Seton Hall	5-10	2013-14 (W)	2019-20 (L)				

TEAM RECORDS

Game	Season	Misc.
Points..... 116 vs. Detroit, 1/30/99	Points..... 2,434 (1992-93)	Points Per Game 78.5 (1992-93)
Rebounds 68 vs. Indianapolis, 2/8/83	Rebounds 1,269 (2018-19)	Rebounds Per Game 43.7 (1982-83)
FGs Made..... 49 vs. Southern Indiana, 1/28/83	FGs Made..... 878 (1992-93)	Most Points Between Two Teams..... 217 (1/30/99)
FGA 95 vs. Southern Indiana, 1/28/83	FGA 1,947 (1992-93) Butler (116) vs. Detroit (101)
FG%659 vs. Vanderbilt (31-47), 11/24/90	FG%480, 786-1638 (1982-83)	Most Consecutive Victories 23 (1978-79)
3PT FG 16 at Georgetown, 1/11/14	3PT FG 260 (2006-07)	Most Wins in a Season 26 (1980-81)
3PT FGA 36 vs. Green Bay, 1/25/07	3PT FGA 711 (2006-07) 25 (1997-98)
3PT FG%700 vs. Loyola (7-10), 1/6/96	3PT FG%393, 223-567 (2005-06) 23 (Five Teams Tied)
FT Made 42 vs. Radford, 11/29/97	FT Made 659 (1997-98)	
FTA 50 (2x) last vs. Radford, 11/29/97	FTA 864 (1997-98)	
..... vs. UIC, 2/1/96	FT%771, 512-664 (1998-99)	
FT% 1.000 vs. St. John's (16-16), 1/10/18	Attendance 16,219 (2018-19) 18 Dates	
Attendance 2,028 vs. Indiana (12/11/19)		



1975-76

Head Coach: Xandra Hamilton
Record: 1-9

Result	Opponent	Score
L	Indiana Tech	31-75
L	St. Mary's (Ind.)	25-69
L	at Taylor	24-73
L	at Indiana Central	38-64
W	Anderson	44-42
L	Hanover	35-60
L	IUPUI	37-70
IAIAW District Tournament		
L	Huntington	44-70
L	at Marian	29-48
L	at Franklin	38-63

1976-77

Head Coach: Linda Mason
Record: 2-9

Result	Opponent	Score
L	IUPUI	40-69
L	Franklin	30-81
L	at Marian	46-48
L	at Anderson	49-73
L	at IUPUI	41-70
L	at Hanover	46-50
L	IPFW	46-64
W	Indiana Central	2-0*
L	at St. Joseph's (Ind.)	52-94
L	at Huntington	50-60
W	at Indiana Central	59-49

*ICU forfeits when down to two players

1977-78

Head Coach: Linda Mason
Record: 9-5

Result	Opponent	Score
W	Purdue-Calumet	55-35
W	Marian	54-41
W	Indiana Central	61-38
L	Anderson	60-61
W	at Marian	72-64
L	at Indiana Central	61-63
W	at Earlham	71-55
L	St. Joseph's (Ind.)	48-54
W	at Hanover	67-63
L	at Franklin	48-58
W	Huntington	72-54
IAIAW District Tournament (Franklin, Ind.)		
W	vs. Indiana Central	62-59
L	vs. Vincennes	54-103
W	IUPUI	67-49

1978-79

Head Coach: Linda Mason
Record: 23-1

Result	Opponent	Score
W	at Purdue-Calumet	59-41
W	Franklin	54-53
Indianapolis Intercollegiate Tournament		
W	vs. Anderson	68-46
W	vs. IUPUI	59-44
W	Indiana Central	70-52
W	St. Joseph's (Ind.)	71-65
W	at Anderson	49-47
W	at Grace	75-39
W	Marian	59-36
W	Hanover	53-36
W	Manchester	62-34
W	Earlham	86-47
W	at Indiana Central	83-47
W	at St. Joseph's (Ind.)	72-69
W	IUPUI	72-65
W	Oakland City	84-53
W	at Huntington	60-55
IAIAW District Tournament (Indianapolis, Ind.)		
W	vs. Marian	67-43
W	at Indiana Central	68-60
W	vs. Franklin	63-49
IAIAW State Tournament (Terre Haute, Ind.)		
W	vs. Huntington	73-54
W	vs. Franklin	65-55
W	vs. St. Joseph's (Ind.)	61-47
MAIAW Tournament (Adrian, Mich.)		
L	vs. Greenville (Ill.)	48-75

1979-80

Head Coach: Linda Mason
Record: 21-1

Result	Opponent	Score
W	Purdue-Calumet	65-45
W	DePauw	79-25
Indianapolis Intercollegiate Tournament		
W	IUPUI	91-47
W	Indiana Central	78-48
W	Evansville	61-46
W	at Hanover	73-53
W	Anderson	76-47
W	at Earlham	107-29
W	St. Joseph's (Ind.)	67-52
W	at Marian	84-55
W	ISU-Evansville	78-62
W	IUPUI	70-36
W	Indiana Central	76-63
W	at Oakland City	97-62
W	Valparaiso	76-53
W	at Franklin	70-62
W	at St. Mary's (Ind.)	61-50
W	Huntington	64-57
IAIAW District Tournament (Indianapolis, Ind.)		
W	vs. Marian	71-48
W	vs. St. Joseph's (Ind.)	64-51
IAIAW State Tournament (Indianapolis, Ind.)		
W	ISU-Evansville	59-43
L	Franklin	53-55

1980-81

Head Coach: Linda Mason
Record: 26-2

Result	Opponent	Score
W	at Notre Dame	60-51
W	at DePauw	78-42
Indianapolis Intercollegiate Tournament		
W	vs. Marian	59-39
W	at Indiana Central	65-45
W	at Ball State	69-54
W	Oakland City	100-40
W	Hanover	77-61
W	St. Mary's (Ind.)	81-37
W	at St. Joseph's (Ind.)	68-48
W	at Evansville	61-56
W	at ISU-Evansville	56-47
W	vs. IUPUI	76-60
L	at Indiana Central	59-61
W	at Huntington	74-56
W	Taylor	90-59
W	Franklin	75-57
W	Mt. St. Joseph's	89-59
W	Marian	74-28
W	at Anderson	95-63
W	Indiana Tech	71-50
W	at Valparaiso	86-64
IAIAW District Tournament (Valparaiso, Ind.)		
W	Valparaiso	81-60
W	St. Joseph's (Ind.)	86-61
IAIAW State Tournament (Indianapolis, Ind.)		
W	ISU-Evansville	82-62
W	Indiana Central	71-50
MAIAW Tournament (Franklin, Ohio)		
W	Northern Michigan	85-70
L	Dayton	70-74
W	Davis & Elkins	76-54

1981-82

Head Coach: Linda Mason
Record: 23-3

Result	Opponent	Score
W	Valparaiso	91-36
Indianapolis City Tournament		
W	vs. Indiana Central	66-56
W	vs. IUPUI	85-43
W	Notre Dame	67-58
W	ISU-Evansville	83-49
L	at Eastern Illinois	57-77
W	at Hanover	77-56
W	at St. Mary's (Ind.)	95-46
W	St. Joseph's (Ind.)	55-33
W	Indiana Central	77-62
W	Evansville	63-50
W	Huntington	74-57
W	Taylor	82-61
W	at Franklin	74-58
W	at Mt. St. Joseph's	93-69
L	Ball State	74-76
W	Anderson	91-47
W	at Indiana Tech	85-78
IAIAW District Tournament (Indianapolis, Ind.)		
W	vs. St. Francis (Ind.)	88-57
IAIAW State Tournament (Indianapolis, Ind.)		
W	vs. IU-Southeast	87-66
W	at Indiana Central	71-56
MAIAW Regional (Chicago, Ill.)		
W	vs. Milwaukee	77-64
W	vs. Eastern Illinois	58-56
W	vs. Green Bay	61-56
IAIAW National Tournament (Oskaloosa, Iowa)		
W	vs. Central Florida	69-61
L	at William Penn	77-94

1982-83

Head Coach: Linda Mason
Record: 18-6

Result	Opponent	Score
W	at Valparaiso	79-62
L	at Notre Dame	73-80
W	at Huntington	92-61
Indianapolis Classic		
W	vs. Marian	81-63
W	vs. Indiana Central	73-51
W	at Taylor	81-40
W	Hanover	87-45
W	Indiana Tech	61-52
W	at St. Joseph's (Ind.)	69-44
W	at ISU-Evansville	102-44
L	at Evansville	81-83 (OT)
W	Marian	89-73
W	IUPUI	101-56
W	at Wright State	81-62
L	at Indiana Central	92-94 (2 OT)
W	Franklin	69-54
W	Xavier	71-64
W	at Ball State	69-59
W	Loyola	68-58
W	at St. Francis (Ind.)	82-62
L	Eastern Illinois	64-73
W	Indiana State	58-48
L	at Dayton	67-78
NCAA Division II Regional (Rochester, Mich.)		
L	vs. Dayton	69-71



1983-84
Head Coach: Linda Mason
Record: 2-20

Result	Opponent	Score
L	at IPFW	58-87
Central Missouri State Converse Classic		
L	at Central Missouri State	44-94
L	vs. Rockhurst	71-81
L	Valparaiso	35-49
L	at Eastern Illinois	41-95
L	at Indiana Central	73-97
L	Ball State	63-78
L	at IUPUI	58-63
L	at Xavier	67-90
L	at ISU-Evansville	58-66
L	St. Joseph's (Ind.)	66-72
W	Evansville	64-63
L	at Indiana Tech	39-68
L	at Cincinnati	60-97
L	at Franklin	69-71
L	at Loyola	73-93
W	at St. Joseph's (Ind.)	83-77
L	Dayton	66-103
L	Wright State	70-89
L	Indiana Central	58-74
L	at Northern Kentucky	56-91
L	Bellarmine	75-86

1984-85
Head Coach: Russ Sarfaty
Record: 4-24, 1-13 NSC

Result	Opponent	Score
L	Marian	54-55
L	Eastern Illinois	41-69
L	at UIC	50-80
L	at Indiana State	66-81
W	Valparaiso	75-68
L	Cincinnati	57-100
L	at Ball State	48-57
L	at Indiana Central	45-65
L	New Mexico State	59-68
W	Franklin	78-65
L	Evansville*	53-76
L	at Dayton*	52-70
W	at Xavier*	73-63
L	Notre Dame*	40-79
L	at Detroit*	55-89
L	UIC	54-59
L	IUPUI	62-69
L	Loyola*	54-77
L	DePaul*	56-61
L	Indiana State	57-75
L	at Evansville*	53-70
L	Dayton*	70-79
L	Xavier*	69-75
W	Valparaiso	86-51
L	at Notre Dame*	36-99
L	Detroit*	62-77
L	at Loyola*	74-90
L	at DePaul*	46-96

1985-86
Head Coach: Russ Sarfaty
Record: 4-23, 1-13 NSC

Result	Opponent	Score
L	at IUPUI	76-78
Murray State Lady Racer Classic		
L	at Murray State	70-92
L	vs. Arkansas State	46-74
L	at Indiana State	50-58
L	at Eastern Illinois	58-81
L	Indiana Central	55-69
L	Ball State	66-77
W	Marquette	62-61
L	at Franklin	68-72 (OT)
W	at Marian	84-63
L	at Evansville*	53-94
L	at St. Louis	46-57
L	at Dayton*	60-83
L	at Xavier*	63-71
L	Notre Dame*	40-91
L	Detroit*	58-65
L	UIC	63-72
L	at Loyola*	71-88
L	at DePaul*	45-86
W	at Valparaiso	70-68
L	Evansville*	49-69
L	Dayton*	55-78
W	Xavier*	76-65
L	at Notre Dame*	48-77
L	at Detroit*	68-90
L	Loyola*	65-84
L	DePaul*	42-87

1986-87
Head Coach: Russ Sarfaty
Record: 10-17, 3-9 MCC

Result	Opponent	Score
L	Toledo	52-63
W	Marian	78-63
Indiana State Sycamore Classic		
W	vs. Ball State	57-53
W	at Indiana State	67-53
W	IUPUI	73-59
L	Arkansas State	63-74
L	at Purdue	56-79
L	at Indianapolis	58-72
UIC Invitational		
L	at UIC	60-62
L	vs. Georgia State	73-87
W	Franklin	84-51
L	at Detroit*	68-92
L	at Loyola*	60-83
W	St. Louis*	79-43
L	Evansville*	72-76
L	at Oral Roberts*	57-65
L	Indiana State	66-76
W	Xavier*	70-65
L	Detroit*	73-91
W	Loyola*	86-56
W	Valparaiso	73-63
L	at St. Louis*	47-58
L	at Evansville*	62-69
L	Oral Roberts*	77-80
L	Eastern Illinois	58-81
L	at Xavier*	63-66
W	at Dayton	69-53

1987-88
Head Coach: Russ Sarfaty
Record: 14-12, 5-5 MCC

Result	Opponent	Score
L	Northern Illinois	68-75
L	New Mexico State	64-68
W	at Valparaiso	80-50
L	at Eastern Illinois	57-61
L	at Indiana State	66-84
W	Chicago State	50-45
L	at Toledo	68-70 (OT)
W	at IUPUI	79-74 (OT)
W	at Franklin	68-51
W	at Marian	86-52
L	Akron	77-71
L	at Wright State	56-65
W	Loyola*	72-68
W	Detroit*	88-77
L	at Evansville*	71-91
L	at St. Louis*	54-57
W	UIC	81-44
W	at Ball State	72-62
W	Xavier*	58-55
L	at Loyola*	53-70
L	at Detroit*	57-61
W	Evansville*	84-75 (OT)
L	St. Louis*	46-50
W	Wright State	66-61
L	Indianapolis	70-80
W	at Xavier*	68-65

1988-89
Head Coach: Paulette Stein
Record: 9-17, 3-11 MCC

Result	Opponent	Score
L	Toledo	53-60
Northern Illinois Contel Fastbreak Fest		
L	at Northern Illinois	77-91
L	vs. Temple	53-82
L	Indiana State	59-65
W	Ball State	86-83 (OT)
L	at Miami (Ohio)	40-60
L	at UIC	58-60
W	IUPUI	61-52
W	at Indianapolis	79-66
W	Fordham	60-50
W	Valparaiso	70-58
W	at St. Louis*	77-46
L	at Evansville*	55-57
L	Notre Dame*	40-61
W	Dayton*	61-58
L	Xavier*	51-74
L	at Loyola*	56-75
L	at Detroit*	64-73
L	Evansville*	49-67
L	St. Louis*	40-62
W	Loyola*	70-65
L	at Detroit*	54-64
W	at Wright State	70-64
L	at Dayton*	47-54
L	at Xavier*	57-61
L	at Notre Dame*	65-88



1989-90

Head Coach: Paulette Stein
Record: 20-9, 12-4 MCC

Result	Opponent	Score
Syracuse Carrier Classic		
L	vs. South Florida	67-71 (OT)
W	vs. Rhode Island	72-56
W	at Valparaiso	72-63
L	at Indiana	57-75
L	Miami (Ohio)	59-71
Tennessee Tech Holiday/Lite Classic		
W	vs. Baylor	95-57
L	at Tennessee Tech	51-110
W	at Indiana State	60-54
W	at Ball State	70-62
W	UIC	68-45
L	at Notre Dame*	59-74
W	St. Louis*	85-44
W	Evansville*	71-53
W	Detroit*	88-66
W	at Dayton*	63-55
W	at Xavier*	58-56
W	Loyola*	69-62
W	Marquette*	83-55
W	at St. Louis*	73-54
W	at Evansville*	79-62
L	Notre Dame*	49-59
L	at Detroit*	57-67
L	Dayton*	65-67 (OT)
W	Xavier*	75-54
W	Wright State	80-53
W	at Loyola*	82-73
W	at Marquette*	72-64
MCC Tournament (Dayton, Ohio)		
W	vs. Marquette	88-87 (OT)
L	vs. Notre Dame	66-67

1990-91

Head Coach: Paulette Stein
Record: 21-8, 10-6 MCC

Result	Opponent	Score
Vanderbilt O'Charley's Classic		
W	vs. Furman	87-74
W	at Vanderbilt	91-88
W	at Wright State	64-52
Western Illinois Westerwinds Classic		
W	vs. Idaho	80-68
W	at Western Illinois	92-74
W	Valparaiso	109-98
W	Indiana State	79-76
W	Ball State	79-69
W	Chicago State	86-64
W	at California-Irvine	81-72
L	at Cal St.-Northridge	71-77
L	Notre Dame*	64-80
W	at Evansville*	75-72
W	at St. Louis*	88-71
L	at Detroit*	66-78
W	at Dayton*	75-61
W	Xavier*	88-68
L	at Loyola*	57-78
L	at Marquette*	79-83
W	St. Louis*	71-38
W	Evansville*	87-73
L	at Notre Dame*	62-94
W	Detroit*	78-69
L	at Dayton*	76-82
W	at Xavier*	66-64
W	Loyola*	69-60
W	Marquette*	83-69
MCC Tournament (Dayton, Ohio)		
W	vs. Evansville	79-67
L	vs. Notre Dame	52-62

1991-92

Head Coach: Paulette Stein
Record: 14-15, 5-7 MCC

Result	Opponent	Score
L	at Cincinnati	68-69
W	Washington State	69-62
W	Eastern Michigan	69-59
New Mexico State L'eggs Classic		
W	vs. Sam Houston State	102-65
L	at New Mexico State	73-100
Mississippi Lady Rebel Classic		
L	at Mississippi	61-98
L	vs. Alabama-Birmingham	72-75
L	James Madison	54-56
Days Hotel La Salle Invitational		
W	vs. Morgan State	79-70
W	vs. Boston	77-75
L	at La Salle	71-75
L	at Dayton*	62-70
L	Evansville*	63-64
L	at Xavier*	53-74
L	at Loyola*	61-64
W	Notre Dame*	77-63
W	at Kentucky	75-97
W	Detroit*	81-66
W	at Evansville*	76-67
W	Eastern Illinois	74-66
W	Loyola*	74-69
W	at Florida State	71-68
L	at Notre Dame*	70-79
W	at Indiana State	83-79
L	at Detroit*	60-65
L	Xavier*	55-79
W	Dayton*	84-78
MCC Tournament (Cincinnati, Ohio)		
W	vs. Loyola	95-76
L	at Xavier	64-93

1992-93

Head Coach: Paulette Stein
Record: 23-8, 14-2 MCC

Result	Opponent	Score
W	Cincinnati	80-66
Arkansas Dial Classic		
W	vs. West Virginia	75-59
L	at Arkansas	66-80
W	Indiana State	91-68
W	at Eastern Michigan	89-72
W	at Michigan	81-50
W	at Loyola*	76-68
Louisville USAir/Seelbach Cardinal Classic		
W	vs. Houston	80-72
L	at Louisville	64-84
W	La Salle*	90-64
W	Duquesne*	87-67
W	at Evansville*	64-62
W	at Xavier*	91-87
W	at Dayton*	72-65
L	Kentucky	76-83
W	Notre Dame*	82-70
W	Detroit*	82-65
W	Loyola*	78-59
W	at Duquesne*	79-66
L	at La Salle*	68-84
L	at Detroit*	73-74
W	Evansville*	70-57
W	Dayton*	82-71
W	Xavier*	89-80
W	at Notre Dame*	80-69
MCC Tournament (Notre Dame, Ind.)		
W	vs. Duquesne	84-74
W	vs. Evansville	79-51
L	vs. Xavier	72-82
NWIT (Amarillo, Texas)		
L	vs. Florida International	75-79 OT
W	vs. UNLV	74-71
L	vs. Northwestern State	85-89

1993-94

Head Coach: June Olkowski
Record: 13-13, 6-6 MCC

Result	Opponent	Score
Iowa Prairie Lights Hawkeye Classic		
L	vs. Louisiana Tech	61-65
W	Louisville	70-52
Northwestern Roger L. White Invitational		
L	vs. Wake Forest	65-74
W	vs. Bradley	65-64
W	at Ball State	65-50
W	Michigan	77-57
Alabama-Birmingham Lady Blazer Classic		
W	vs. Washington State	75-58
L	at Alabama-Birmingham	63-75
L	at Purdue	59-82
L	Miami (Ohio)	66-75
W	at Indiana State	71-59
L	Arkansas	66-69
L	Detroit*	56-76
W	Xavier*	93-59
W	at Loyola*	75-72
W	at Notre Dame*	65-62
W	Dayton	72-62
L	at La Salle*	66-70
W	Evansville*	109-60
L	Notre Dame*	80-82
W	Loyola*	74-56
L	at Xavier*	73-84
L	at Detroit*	56-73
L	La Salle*	85-87 (OT)
W	at Evansville*	85-78
MCC Tournament (Indianapolis, Ind.)		
L	La Salle	70-83

1994-95

Head Coach: June Olkowski
Record: 21-6, 12-2 MCC

Result	Opponent	Score
W	at Western Michigan	77-76
L	at Louisville	71-75
Georgia Tech Comfort Inn Downtown Classic		
W	at Georgia Tech	67-66
W	vs. Northeastern	72-48
W	Ball State	79-66
W	Indiana State	88-76
W	Cincinnati	83-56
Maryland Dial Classic		
W	vs. George Mason	84-54
L	at Maryland	64-68
W	Loyola*	84-54
W	Northern Illinois*	77-61
W	at Milwaukee*	65-46
L	at Green Bay*	62-76
W	at UIC*	64-60
W	La Salle*	81-59
W	at Cleveland State*	74-71
W	Wright State*	69-58
W	Xavier*	84-62
W	at Detroit*	71-67
L	at Notre Dame	56-68
W	at Dayton	58-44
W	UIC*	69-61
W	at Northern Illinois*	75-74
L	Green Bay*	61-62
W	Milwaukee*	81-48
MCC Tournament (DeKalb, Ill.)		
W	vs. Loyola	66-55
L	vs. Detroit	56-64



1995-96

Head Coach: June Olkowski
Record: 21-9, 13-3 MCC

Date	Opponent	Score
11/25/95	at Eastern Illinois	L, 59-63
11/28/95	LOUISVILLE	L, 67-75
Arizona State Dial Classic		
12/2/95	vs. St. Mary's (Calif.)	L, 66-76
12/3/95	vs. Central Michigan	W, 66-46
12/10/95	at Cincinnati	W, 68-64
12/18/95	at Indiana State	W, 86-66
12/21/95	WESTERN MICHIGAN	W, 70-60
Central Mich. Comfort Inn Chippewa Classic		
12/28/95	vs. Iowa State	L, 61-80
12/29/95	vs. Drexel	W, 80-65
1/2/96	PURDUE	L, 53-84
1/4/96	DETROIT*	W, 88-78
1/6/96	LOYOLA*	W, 88-56
1/10/96	at Northern Illinois*	W, 83-72
1/13/96	MILWAUKEE*	W, 97-67
1/15/96	GREEN BAY*	W, 77-66
1/21/96	at Wright State*	L, 54-66
1/25/96	at Cleveland State*	W, 72-58
2/1/96	UIC*	W, 100-88 (2 OT)
2/3/96	NORTHERN ILLINOIS*	W, 88-69
2/8/96	at Milwaukee*	W, 87-69
2/10/96	at Green Bay*	L, 52-67
2/16/96	WRIGHT STATE*	W, 95-71
2/20/96	at UIC*	W, 76-64
2/24/96	CLEVELAND STATE*	W, 95-82
2/29/96	at Detroit*	L, 67-92
3/2/96	at Loyola*	W, 84-59
MCC Tournament (Green Bay, Wis.)		
3/8/96	vs. Wright State	W, 70-64
3/9/96	vs. Northern Illinois	W, 78-61
3/10/96	at Green Bay	W, 56-53
NCAA Tournament (Iowa City, Iowa)		
3/16/96	at Iowa	L, 67-72

1996-97

Head Coach: June Olkowski
Record: 17-11, 12-4 MCC

Date	Opponent	Score
11/23/96	EASTERN ILLINOIS	L, 59-61
11/27/96	at Western Michigan	W, 93-67
12/3/96	at Louisville	L, 57-65
Missouri Mid-America Classic		
12/6/96	vs. Eastern Illinois	W, 63-51
12/7/96	at Missouri	W, 66-54
12/11/96	XAVIER	W, 88-78
12/14/96	at Illinois	L, 62-94
Miami (Fla.) Tournament		
12/27/96	at Miami (Fla.)	L, 55-70
12/29/96	vs. Grambling State	L, 78-79
1/2/97	at Loyola*	W, 75-60
1/4/97	DETROIT*	L, 58-60
1/9/97	NORTHERN ILLINOIS*	W, 63-62
1/11/97	at Milwaukee*	W, 61-44
1/13/97	at Green Bay*	L, 55-65
1/18/97	at Wright State*	W, 72-46
1/20/97	at Austin Peay	L, 70-71
1/25/97	CLEVELAND STATE*	W, 71-53
1/30/97	UIC*	W, 85-62
2/1/97	at Northern Illinois*	W, 96-78
2/6/97	MILWAUKEE*	L, 91-92 (2 OT)
2/8/97	GREEN BAY*	W, 72-60
2/13/97	WRIGHT STATE*	W, 71-60
2/18/97	at UIC*	W, 80-64
2/22/97	at Cleveland State*	W, 73-66
2/27/97	at Detroit*	L, 86-95
3/1/97	LOYOLA*	W, 75-60
MCC Tournament (Green Bay, Wis.)		
3/6/97	vs. Northern Illinois	W, 83-74
3/7/97	at Green Bay	L, 53-60

1997-98

Head Coach: June Olkowski
Record: 25-6, 13-1 MCC

Date	Opponent	Score
11/15/97	AKRON	W, 74-58
11/18/97	at Notre Dame	L, 65-71
Central Florida Turkey Shootout		
11/28/97	vs. Bowling Green	L, 67-85
11/29/97	vs. Radford	W, 85-62
11/30/97	vs. Sam Houston St.	W, 84-78 OT
Indiana Full-O-Pep Classic		
12/5/97	vs. Colorado State	L, 71-73
12/6/97	vs. La Salle	W, 80-66
12/9/97	LOUISVILLE	W, 69-58
12/13/97	at Xavier	W, 72-61
12/20/97	WESTERN MICHIGAN	W, 83-35
12/22/97	AUSTIN PEAY	W, 97-68
12/31/97	BROWN	W, 89-57
1/8/98	at Milwaukee*	L, 59-61
1/10/98	at Green Bay*	W, 67-62
1/15/98	LOYOLA*	W, 91-77
1/17/98	UIC*	W, 85-64
1/24/98	WRIGHT STATE*	W, 72-47
1/29/98	at Cleveland State*	W, 68-56
1/31/98	at Detroit*	W, 76-61
2/5/98	GREEN BAY*	W, 79-70
2/7/98	MILWAUKEE*	W, 75-59
2/12/98	UIC*	W, 84-67
2/14/98	at Loyola*	W, 88-65
2/21/98	at Wright State*	W, 82-64
2/26/98	DETROIT*	W, 101-65
2/28/98	CLEVELAND STATE*	W, 85-63
MCC Tournament (Indianapolis, Ind.)		
3/5/98	UIC	W, 90-65
3/6/98	Detroit	W, 71-60
3/7/98	Green Bay	L, 54-61
WNIT		
3/13/98	at Bowling Green	W, 95-90
3/15/98	at Louisiana State	L, 58-74

1998-99

Head Coach: June Olkowski
Record: 17-11, 9-5 MCC

Date	Opponent	Score
11/13/98	at Michigan State	W, 70-62
11/18/98	NOTRE DAME	L, 60-71
11/21/98	CENTRAL FLORIDA	W, 94-69
San Diego Masry and Vitoe Classic		
11/27/98	vs. Illinois	W, 81-65
11/28/98	at San Diego	W, 62-46
Kansas Jayhawk Commerce Bank Classic		
12/4/98	vs. Oregon	W, 62-53
12/5/98	at Kansas	L, 62-95
12/9/98	at Xavier	L, 76-77
12/12/98	at Louisville	L, 70-71
12/19/98	MIAMI (OHIO)	W, 68-58
Vanderbilt First American Classic		
12/27/98	vs. Central Michigan	W, 74-63
12/28/98	at Vanderbilt	L, 64-78
1/7/99	MILWAUKEE*	W, 87-69
1/9/99	GREEN BAY*	W, 85-80
1/16/99	at UIC*	W, 84-65
1/18/99	at Loyola*	L, 54-57
1/23/99	at Wright State*	W, 78-43
1/28/99	CLEVELAND STATE*	W, 78-65
1/30/99	DETROIT*	W, 116-101
2/4/99	at Green Bay*	L, 66-75
2/6/99	at Milwaukee*	L, 63-79
2/11/99	UIC*	W, 87-43
2/13/99	LOYOLA*	W, 88-55
2/20/99	WRIGHT STATE*	W, 81-66
2/25/99	at Detroit*	L, 66-68
2/27/99	at Cleveland State*	L, 67-70
MCC Tournament (Cleveland, Ohio)		
3/2/99	vs. Loyola	W, 80-54
3/4/99	vs. Detroit	L, 76-93

1999-2000

Head Coach: Wendy Gatlin
Record: 10-16, 6-8 MCC

Date	Opponent	Score
Arkansas State Lady Indian Classic		
11/19/99	at Arkansas State	L, 76-93
11/20/99	vs. Mississippi Valley St.	W, 83-54
UMKC Holiday Inn Thanksgiving Classic		
11/26/99	vs. Arkansas-Little Rock	W, 84-62
11/27/99	vs. Northern Iowa	W, 74-58
12/1/99	at Notre Dame	L, 57-77
12/5/99	MICHIGAN STATE	L, 64-84
12/11/99	at Miami (Ohio)	L, 92-99 (OT)
12/18/99	XAVIER	L, 48-84
12/21/99	LOUISVILLE	L, 50-82
Virginia Nationwide Classic		
12/29/99	at Virginia	L, 54-88
12/30/99	vs. Radford	W, 69-55
1/6/00	CLEVELAND STATE*	W, 70-65
1/13/00	LOYOLA*	W, 96-61
1/15/00	UIC*	W, 79-73
1/22/00	WRIGHT STATE*	L, 53-66
1/27/00	at Cleveland State*	L, 78-91
1/29/00	at Detroit*	L, 64-76
2/3/00	GREEN BAY*	L, 52-67
2/5/00	MILWAUKEE*	W, 82-74
2/10/00	at UIC*	W, 59-54
2/12/00	at Loyola*	W, 72-64
2/17/00	at Wright State*	L, 53-58
2/24/00	DETROIT*	L, 84-88
3/2/00	at Milwaukee*	L, 57-71
3/4/00	at Green Bay*	L, 68-81
MCC Tournament (Detroit, Mich.)		
3/9/00	vs. UIC	L, 49-59

2000-01

Head Coach: Wendy Gatlin
Record: 8-20, 3-11 MCC

Date	Opponent	Result
11/17/00	EVANSVILLE	L, 54-69
11/20/00	at Indiana	L, 50-77
Colorado Thanksgiving Classic		
11/24/00	vs. William & Mary	W, 65-51
11/25/00	at Colorado	L, 57-86
11/28/00	ARKANSAS STATE	W, 54-52
Rhode Island Bank One Tournament		
12/2/00	vs. Davidson	L, 40-70
12/3/00	at Brown	W, 57-55 (OT)
Hoosier Classic		
12/9/00	vs. Valparaiso	W, 67-60
12/17/00	at Western Illinois	W, 63-60
12/21/00	MIAMI (OHIO)	L, 68-83
12/28/00	at Cincinnati	L, 44-72
12/31/00	at Xavier	L, 67-78
1/2/01	WESTERN MICHIGAN	L, 64-68
1/10/01	at Loyola*	L, 66-73
1/13/01	at UIC*	W, 68-59
1/20/01	WRIGHT STATE*	W, 60-56
1/25/01	CLEVELAND STATE*	L, 63-73
1/27/01	DETROIT*	L, 55-63
2/1/01	at Green Bay*	L, 63-73
2/3/01	at Milwaukee*	L, 61-80
2/8/3/01	UIC*	L, 62-72
2/10/01	LOYOLA*	W, 66-53
2/17/01	at Wright State*	L, 56-68
2/24/01	at Cleveland State*	L, 39-93
2/22/01	at Detroit*	L, 70-81
3/1/01	MILWAUKEE*	L, 62-67
3/3/01	GREEN BAY*	L, 45-82
MCC Tournament (Chicago, Ill.)		
3/8/01	vs. Green Bay	L, 53-64



2001-02

Head Coach: Wendy Gatlin

Record: 3-26, 1-15 Horizon League

Date	Opponent	Result
Gopher Classic (Minneapolis, Minn.)		
11/17/01	at Minnesota	L, 65-114
11/18/01	vs. Utah	L, 54-77
Texas-San Antonio Tournament		
11/23/01	vs. Oklahoma	L, 44-90
11/24/01	at UT-San Antonio	L, 48-67
11/27/01	INDIANA	L, 72-97
12/2/01	at Miami (Ohio)	L, 68-86
12/4/01	BOWLING GREEN	W, 78-73 (OT)
Hoosier State Classic (Muncie, Ind.)		
12/8/01	at Ball State	L, 68-89
12/15/01	at Western Michigan	L, 63-80
12/19/01	WESTERN ILLINOIS	L, 45-75
12/22/01	CINCINNATI	L, 66-94
12/28/01	at Cleveland State*	L, 82-84
1/3/02	at Detroit*	L, 68-86
1/5/02	at Youngstown State*	L, 67-75
1/10/02	GREEN BAY*	L, 46-82
1/12/02	MILWAUKEE*	L, 47-79
1/17/02	at Loyola*	L, 51-73
1/19/02	at UIC*	L, 76-83
1/23/02	at Milwaukee*	L, 39-70
1/26/02	at Wright State*	L, 74-77
1/31/02	DETROIT*	L, 59-84
2/2/02	CLEVELAND STATE*	L, 71-79
2/7/02	at Green Bay*	L, 53-89
2/9/02	YOUNGSTOWN STATE*	L, 52-62
2/14/02	LOYOLA*	W, 81-73
2/16/02	UIC*	L, 51-60
2/21/02	WRIGHT STATE*	L, 72-77
Horizon League Tournament (Chicago, Ill.)		
2/27/02	vs. Wright State	W, 74-61
2/28/02	vs. Green Bay	L, 43-65

2002-03

Head Coach: Beth Couture

Record: 6-23, 3-13 Horizon League

Date	Opponent	Results
11/22/02	at Bradley	L, 65-71
11/25/02	at Illinois State	W, 59-57
Fresno State Classic (Fresno, Calif.)		
11/29/02	at Fresno State	L, 60-63
11/30/02	vs. Murray State	W, 59-73
12/4/02	at Bowling Green	W, 61-54
Hoosier State Classic (Indianapolis, Ind.)		
12/7/02	INDIANA STATE	L, 72-102
12/11/02	at Evansville	L, 59-74
12/14/02	WESTERN MICHIGAN	L, 75-86
12/28/02	MIAMI (OHIO)	L, 61-72
12/30/02	EASTERN MICHIGAN	L, 62-79
1/4/03	UIC*	W, 69-63
1/7/03	at Detroit*	L, 79-84 (OT)
1/9/03	at Loyola*	L, 58-69
1/16/03	WRIGHT STATE*	L, 65-82
1/18/03	at Youngstown State*	L, 69-72
1/23/03	GREEN BAY*	L, 36-75
1/25/03	MILWAUKEE*	L, 62-70
1/29/03	CLEVELAND ST*	W, 71-69 (OT)
2/1/03	at Cleveland State*	L, 66-75
2/3/03	at Western Kentucky	L, 57-86
2/8/03	at UIC*	L, 64-82
2/13/03	LOYOLA*	L, 67-76
2/15/03	DETROIT*	W, 57-49
2/20/03	at Wright State*	L, 63-55
2/22/03	YOUNGSTOWN STATE*	L, 74-80 (OT)
2/27/03	at Green Bay*	L, 48-80
3/1/03	at Milwaukee*	L, 55-68
Horizon League Tournament (Green Bay, Wis.)		
3/5/03	vs. Youngstown State	W, 77-71
3/6/03	at Green Bay	L, 51-86

2003-04

Head Coach: Beth Couture

Record: 14-15, 9-7 Horizon League

Date	Opponent	Result
Hawkeye Challenge (Iowa City, Iowa)		
11/21/03	at Iowa	L, 60-83
11/22/03	vs. Gonzaga	L, 59-65
11/25/03	at Eastern Michigan	L, 47-79
Sonesta Thanksgiving Classic (Coconut Grove, Fla.)		
11/28/03	vs. Chattanooga	W, 79-73
11/29/03	vs. Wisconsin	L, 46-61
12/3/03	at Bradley	W, 68-54
Hoosier State Classic (Valparaiso, Ind.)		
12/6/03	at Valparaiso	L, 67-74
12/9/03	EVANSVILLE	W, 89-68
12/13/03	at Miami (Ohio)	L, 60-65
12/21/03	ILLINOIS STATE	L, 69-83
12/30/03	WRIGHT STATE*	W, 69-64
1/3/04	GREEN BAY*	L, 53-69
1/8/04	at Milwaukee*	L, 59-64
1/10/04	at Green Bay*	L, 45-57
1/13/04	at IUPUI	W, 63-48
1/17/04	DETROIT*	L, 60-66
1/21/04	at Youngstown State*	W, 55-45
1/24/04	MILWAUKEE*	W, 67-61 (OT)
1/31/04	at Wright State*	W, 50-43
2/5/04	at Detroit*	L, 49-55
2/7/04	at Cleveland State*	L, 61-80
2/12/04	UIC*	W, 89-81
2/14/04	YOUNGSTOWN STATE*	W, 79-45
2/19/04	at Loyola*	L, 85-88 (OT)
2/21/04	at UIC*	W, 67-50
2/26/04	CLEVELAND STATE*	W, 70-63
2/28/04	LOYOLA*	W, 76-65
Horizon League Tournament		
3/4/04	at Cleveland State	W, 69-59
3/7/04	vs. Green Bay	L, 54-65

2004-05

Head Coach: Beth Couture

Record: 14-14, 8-8 Horizon League

Date	Opponent	Results
11/19/04	at Kentucky	L, 44-82
11/21/04	LEWIS	W, 71-59
Billiken Classic (St. Louis, Mo.)		
11/26/04	vs. Austin Peay	W, 69-52
11/27/04	vs. Alabama A&M	W, 54-44
11/30/04	at Western Michigan	W, 57-54
State Farm Hoosier Classic (Terre Haute, Ind.)		
12/4/04	vs. Valparaiso	L, 51-61 (OT)
12/8/04	MIAMI (OHIO)	L, 62-73
12/11/04	EASTERN ILLINOIS	L, 54-55
12/19/04	at Evansville	L, 52-58
12/21/04	IPFW	W, 62-60
12/29/04	at Wright State*	L, 59-60 (OT)
1/3/05	MILWAUKEE*	L, 49-76
1/8/05	GREEN BAY*	L, 39-59
1/12/05	IUPUI	W, 64-48
1/15/05	at Detroit*	W, 65-45
1/20/05	YOUNGSTOWN STATE*	W, 67-54
1/22/05	at Milwaukee*	L, 61-66
1/29/05	WRIGHT STATE*	L, 59-74
1/31/05	at Green Bay*	L, 52-70
2/3/05	DETROIT*	W, 59-46
2/5/05	CLEVELAND STATE*	W, 78-57
2/9/05	at UIC*	L, 70-74
2/12/05	at Youngstown State*	W, 72-61
2/17/05	at Loyola*	W, 62-55
2/19/05	UIC*	L, 67-72
2/24/05	at Cleveland State*	W, 60-51
2/26/05	LOYOLA*	W, 63-54
Horizon League Tournament		
3/3/05	at UIC	L, 47-78

2005-06

Head Coach: Beth Couture

Record: 15-14, 9-7 Horizon League

Date	Opponent	Result
11/18/05	at Purdue	L, 59-85
Hilton Concord Thanksgiving Classic (Moraga, Calif.)		
11/25/05	vs. Central Florida	W, 69-57
11/26/05	at St. Mary's (Calif.)	L, 59-69
11/30/05	at Eastern Illinois	W, 80-78 (OT)
State Farm Hoosier Classic (Muncie, Ind.)		
12/4/05	vs. Indiana State	L, 72-85
12/7/05	at Miami (Ohio)	L, 72-88
12/10/05	BALL STATE	L, 66-74
12/19/05	EVANSVILLE	W, 83-78
12/22/05	UMBC	W, 72-66
12/29/05	YOUNGSTOWN STATE*	W, 78-55
12/31/05	at Milwaukee*	W, 80-79 (OT)
1/4/06	at IUPUI	L, 54-62
1/7/06	UIC*	L, 64-83
1/12/06	DETROIT*	L, 69-71
1/14/06	at Wright State*	W, 78-56
1/18/06	LOYOLA*	W, 85-72
1/22/06	at Green Bay*	L, 51-56
1/25/06	at IPFW	W, 70-60
1/28/06	WRIGHT STATE*	W, 71-67
2/2/06	at Youngstown State*	L, 63-71
2/4/06	at Cleveland State*	W, 71-68
2/6/06	at Detroit*	W, 71-65
2/11/06	MILWAUKEE*	L, 62-74
2/16/06	at Loyola*	W, 82-69
2/18/06	at UIC*	L, 66-85
2/23/06	CLEVELAND STATE*	W, 75-62
2/25/06	GREEN BAY*	L, 67-79
Horizon League Tournament		
3/1/06	DETROIT	W, 58-45
3/5/06	at Milwaukee	L, 57-58

2006-07

Head Coach: Beth Couture

Record: 16-15, 11-5 Horizon League

Date	Opponent	Result
11/12/07	at Illinois	L, 47-65
11/17/07	BRADLEY	W, 85-73
Great Alaska Shootout (Anchorage, Alaska)		
11/21/07	vs. UC Riverside	L, 53-65
11/22/07	vs. Air Force	L, 61-62
11/26/07	at Ohio	L, 53-84
11/29/07	IUPUI	W, 58-53
State Farm Hoosier Classic (Indianapolis, Ind.)		
12/2/07	BALL STATE	L, 65-97
12/6/07	at Evansville	L, 68-80
12/10/07	PURDUE	L, 38-81
12/18/07	at Louisville	L, 77-80
12/20/07	at Tennessee State	W, 85-57
12/28/07	at Cleveland State*	W, 66-57
12/30/07	at Youngstown State*	W, 80-56
1/6/07	at Wright State*	L, 71-76
1/11/07	UIC*	L, 64-70
1/13/07	LOYOLA*	W, 79-73
1/18/07	at Detroit*	W, 59-51
1/20/07	at IPFW	L, 75-82
1/25/07	GREEN BAY*	L, 64-81
1/27/07	MILWAUKEE*	W, 81-74
2/3/07	WRIGHT STATE*	W, 68-56
2/8/07	at Loyola*	W, 71-67
2/10/07	at UIC*	L, 70-76
2/17/07	DETROIT*	W, 77-64
2/22/07	at Milwaukee*	W, 74-59
2/24/07	at Green Bay*	L, 70-84
3/1/07	YOUNGSTOWN STATE*	W, 59-45
3/3/07	CLEVELAND STATE*	W, 83-79
Horizon League Tournament		
3/7/07	YOUNGSTOWN STATE	W, 77-60
3/9/07	vs. UIC	W, 88-83 (OT)
3/11/07	at Green Bay	L, 64-91



2007-08

Head Coach: Beth Couture
Record: 20-10, 10-8 Horizon League

Date	Opponent	Result
11/10/07	OHIO	W, 59-58
11/13/07	at Bradley	W, 56-46
11/17/07	at Purdue	L, 53-69
Miami Thanksgiving Tourney (Coral Gables, Fla.)		
11/23/07	vs. Monmouth	W, 63-52
11/24/07	at Miami (Fla.)	W, 62-59
State Farm Hoosier Classic (Valparaiso, Ind.)		
12/1/07	vs. Indiana State	W, 83-70
12/3/07	OAKLAND CITY	W, 77-46
12/6/07	EVANSVILLE	W, 81-75
12/16/07	TENNESSEE STATE	W, 72-62
12/20/07	IPFW	W, 70-55
12/29/07	at Ball State	W, 66-49
1/5/08	at Valparaiso*	L, 69-77
1/10/08	at Loyola*	W, 61-50
1/12/08	at UIC*	W, 72-57
1/17/08	GREEN BAY*	L, 58-73
1/19/08	MILWAUKEE*	L, 50-65
1/24/08	at Detroit*	W, 72-62
1/26/08	at Wright State*	L, 65-70
1/31/08	CLEVELAND STATE*	L, 61-65
2/2/08	YOUNGSTOWN STATE*	W, 63-48
2/7/08	UIC*	W, 56-48
2/9/08	LOYOLA*	L, 64-67
2/14/08	at Milwaukee*	W, 75-73
2/16/08	at Green Bay*	L, 84-59
2/21/08	WRIGHT STATE*	L, 60-65
2/23/08	DETROIT*	W, 67-63
2/28/08	at Youngstown State*	W, 61-60
3/1/08	at Cleveland State*	W, 77-55
3/8/08	VALPARAISO*	W, 66-58
Horizon League Tournament		
3/12/08	at Cleveland State	L, 68-79

2008-09

Head Coach: Beth Couture
Record: 20-12, 14-4 Horizon League

Date	Opponent	Result
11/14/08	at Ohio State	L, 56-75
11/18/08	at IPFW	W, 72-56
11/21/08	DAYTON	L, 49-79
New Mexico T'giving Tourney (Albuquerque, NM)		
11/28/08	vs. Nebraska	L, 54-67
11/29/08	vs. William & Mary	L, 50-53
12/3/08	at Evansville	W, 70-52
12/6/08	COASTAL CAROLINA	W, 78-48
12/9/08	at Indiana	L, 41-63
12/13/08	at Miami (Ohio)	W, 86-81 (2 OT)
12/22/08	INDIANA STATE	L, 63-66
12/29/08	CHRISTIAN BROTHERS	W, 83-40
1/3/09	CLEVELAND STATE*	W, 55-46
1/5/09	YOUNGSTOWN ST.*	W, 84-50
1/8/09	at Detroit*	W, 71-48
1/10/09	at Wright State*	W, 46-41
1/15/09	LOYOLA*	W, 64-45
1/17/09	UIC*	W, 58-48
1/23/09	VALPARAISO*	W, 77-44
1/29/09	at Green Bay*	L, 53-58
1/31/09	at Milwaukee*	L, 58-63
2/6/09	WRIGHT STATE*	W, 58-45
2/8/09	DETROIT*	W, 58-45
2/12/09	at UIC*	W, 68-49
2/14/09	at Loyola*	W, 71-63
2/21/09	at Valparaiso*	L, 65-75
2/26/09	MILWAUKEE*	W, 74-71 (OT)
2/28/09	GREEN BAY*	L, 64-69
3/5/09	at Youngstown State*	W, 61-42
3/7/09	at Cleveland State*	W, 68-59
Horizon League Tournament		
3/11/09	MILWAUKEE	L, 52-53
2009 WNIT		
3/19/09	at Duquesne	W, 59-58
3/23/09	at Marquette	L, 49-58

2009-10

Head Coach: Beth Couture
Record: 23-10, 14-4 Horizon League

Date	Opponent	Result
11/15/09	at Kentucky	L, 66-87
11/18/09	IPFW	W, 65-57
11/21/09	at Saint Louis	W, 69-57
Cancun Thanksgiving Classic (Cancun, Mexico)		
11/27/09	vs. Syracuse	L, 64-80
11/28/09	vs. Northern Iowa	L, 60-65
12/2/09	EVANSVILLE	W, 77-41
12/5/09	MIAMI (OHIO)	W, 68-60
12/9/09	INDIANA STATE	W, 67-60
12/13/09	at Cincinnati	W, 65-48
12/21/09	at Dayton	L, 81-84 (2 OT)
12/30/09	BALL STATE	W, 82-67
1/2/10	LOYOLA*	W, 72-53
1/4/10	UIC*	L, 70-75
1/9/10	VALPARAISO *	W, 57-43
1/14/10	at Cleveland State *	L, 68-81
1/16/10	at Youngstown State*	W, 74-48
1/21/10	WRIGHT STATE*	W, 77-61
1/23/10	DETROIT*	W, 65-44
1/28/10	at Green Bay*	L, 62-73
1/30/10	at Milwaukee*	W, 71-70
2/6/10	at Valparaiso*	W, 66-52
2/11/10	YOUNGSTOWN STATE*	W, 82-36
2/13/10	CLEVELAND STATE*	W, 72-66
2/18/10	at Detroit*	W, 72-62
2/20/10	at Wright State*	W, 51-48 (OT)
2/25/10	MILWAUKEE*	W, 59-41
2/27/10	GREEN BAY*	L, 54-61
3/4/10	at UIC*	W, 64-59
3/6/10	at Loyola*	W, 73-46
Horizon League Tournament		
3/10/10	WRIGHT STATE	W, 70-57
3/12/10	Detroit	W, 69-55
3/14/10	Cleveland State	L, 57-66
2010 WNIT		
3/17/10	Illinois State	L, 54-57

2010-11

Head Coach: Beth Couture
Record: 20-14, 12-6 Horizon League

Date	Opponent	Result
11/13/10	at Bradley	L, 63-77
11/17/10	SAINT LOUIS	W, 69-62
11/20/10	OHIO DOMINICAN	W, 69-50
WBCA Classic (Notre Dame, Ind.)		
11/26/10	vs. Wake Forest	L, 81-86 (OT)
11/27/10	vs. IUPUI	W, 63-51
11/28/10	at Notre Dame	L, 54-85
12/4/10	INDIANA STATE	W, 81-72
12/7/10	at Evansville	L, 49-51
12/12/10	at Ball State	W, 105-98 (2 OT)
12/19/10	vs. Coastal Carolina	W, 71-63
12/21/10	at South Carolina	L, 54-67
12/29/10	BOWLING GREEN	L, 64-73
1/2/11	VALPARAISO *	W, 61-49
1/6/11	at Wright State *	W, 70-58
1/8/11	at Detroit*	W, 72-66
1/13/11	CLEVELAND STATE*	W, 73-65
1/15/11	YOUNGSTOWN STATE*	W, 88-69
1/20/11	at Loyola*	W, 64-60
1/22/11	at UIC*	W, 66-61
1/27/11	GREEN BAY*	L, 62-66
1/29/11	MILWAUKEE*	W, 72-64
2/3/11	DETROIT*	L, 51-55
2/5/11	WRIGHT STATE*	L, 68-70
2/10/11	at Youngstown State*	W, 73-56
2/12/11	at Cleveland State*	L, 64-69
2/17/11	UIC*	W, 78-57
2/19/11	LOYOLA*	W, 69-53
2/24/11	at Milwaukee*	L, 66-73
2/26/11	at Green Bay*	L, 57-93
3/5/11	at Valparaiso*	W, 58-47
Horizon League Tournament		
3/9/11	DETROIT	W, 64-38
3/11/11	vs. Cleveland State	W, 68-54
3/13/11	at Green Bay	L, 74-63
2011 WNIT		
3/16/11	at Wisconsin	L, 68-48

2011-12

Head Coach: Beth Couture
Record: 13-17, 9-9 Horizon League

Date	Opponent	Result
Hawkeye Classic (Iowa City, Iowa)		
11/12/11	vs. UNLV	L, 39-62
11/13/11	vs. Harvard	W, 69-68
11/20/11	at IPFW	L, 60-68
11/25/11	at Nevada	L, 69-71
11/26/11	vs. Iowa State	L, 44-64
11/30/11	BRADLEY	L, 63-71
12/3/11	at Bowling Green	L, 61-71
12/6/11	at Indiana State	L, 46-49
12/9/11	BALL STATE	W, 55-43
12/17/11	MARIAN	W, 74-39
12/21/11	IUPUI	W, 58-50
12/29/11	at Detroit *	L, 60-72
12/31/11	at Wright State *	L, 47-48
1/5/12	YOUNGSTOWN STATE *	W, 73-64
1/7/12	CLEVELAND STATE *	W, 67-43
1/14/12	at Valparaiso *	L, 53-58
1/19/12	at UIC *	L, 42-77
1/21/12	at Loyola *	W, 60-57
1/26/12	GREEN BAY *	L, 36-60
1/28/12	MILWAUKEE *	W, 76-63
2/2/12	at Cleveland State *	W, 68-62
2/4/12	at Youngstown State *	W, 65-63
2/11/12	VALPARAISO *	L, 59-72
2/16/12	LOYOLA *	W, 72-46
2/18/12	UIC *	W, 51-48
2/23/12	at Milwaukee *	L, 52-54
2/25/12	at Green Bay *	L, 53-78
3/1/12	DETROIT *	L, 52-57
3/3/12	WRIGHT STATE *	W, 81-66
Horizon League Tournament		
3/7/12	at UIC	L, 53-66

2012-13

Head Coach: Beth Couture
Record: 17-14, 8-6 Atlantic 10

Date	Opponent	Result
11/10/12	at Marquette	L, 62-73
11/13/12	at Ball State	W, 70-62
11/17/12	FAIRFIELD	L, 45-54
11/19/12	VALPARAISO	W, 69-55
Saint Mary's Tournament (Moraga, Calif.)		
11/23/12	at Saint Mary's (CA)	L, 74-85
11/24/12	vs. Portland State	L, 58-71
11/28/12	EASTERN MICHIGAN	W, 65-59
12/5/12	at Bowling Green	L, 47-67
12/9/12	INDIANA	W, 59-56
12/16/12	at Northern Kentucky	W, 66-56
12/18/12	at IUPUI	W, 67-58
12/22/12	INDIANA STATE	W, 56-45
12/30/12	ILLINOIS STATE	L, 57-65
1/3/13	at Cleveland State	W, 56-54
1/5/13	at UIC	W, 84-61
1/12/13	DAYTON *	L, 39-82
1/17/13	XAVIER *	W, 71-67
1/20/13	at La Salle *	W, 59-42
1/23/13	at Massachusetts *	W, 75-61
1/27/13	VCU *	W, 65-45
1/30/13	at Saint Joesph's *	L, 50-57
2/7/13	RHODE ISLAND *	W, 60-45
2/10/13	at George Washington *	L, 60-77
2/13/13	at Charlotte *	L, 49-59
2/17/14	ST. BONAVENTURE *	W, 64-46
2/20/13	at Saint Louis *	W, 67-62
2/23/13	RICHMOND *	L, 44-68
2/27/13	TEMPLE *	W, 59-55
3/3/13	at Duquesne *	L, 43-59
Atlantic 10 Tournament		
3/8/13	vs. Saint Louis	L, 42-44
WNIT		
3/21/13	at Toledo	L, 49-63



2013-14

Head Coach: Beth Couture
Record: 15-16, 10-8 BIG EAST

Date	Opponent	Result
11/8/13	CLEVELAND STATE	W, 85-69
11/13/13	at Eastern Michigan	L, 76-81 OT
11/16/13	ST. MARY'S	L, 86-90 OT
11/18/13	BOWLING GREEN	L, 57-61
11/23/13	at Indiana	L, 69-84
Las Vegas Thanksgiving Shootout		
11/29/13	vs. Utah	W, 66-54
11/30/13	vs. Eastern Washington	W, 74-51
12/7/13	UIC	L, 57-62
12/13/13	at Valparaiso	W, 65-50
12/15/13	NORTHERN KENTUCKY	W, 53-47
12/21/13	at Indiana State	L, 56-62
12/28/13	MARQUETTE*	L, 59-61
1/1/14	at Providence*	W, 68-65
1/4/14	at Seton Hall*	W, 75-69
1/8/14	VILLANOVA*	L, 48-70
1/11/14	at Georgetown*	L, 79-85
1/15/14	at St. John's*	L, 55-58
1/18/14	CREIGHTON*	W, 58-52
1/25/14	DEPAUL*	L, 64-85
1/28/14	PROVIDENCE*	W, 72-69
2/1/14	at Xavier*	W, 68-54
2/5/14	ST. JOHN'S*	L, 55-58
2/8/14	at Marquette*	W, 74-70
2/12/14	at Villanova*	L, 46-61
2/15/14	GEORGETOWN*	W, 67-59
2/22/14	at DePaul*	L, 64-97
2/25/14	XAVIER*	W, 57-52
3/1/14	SETON HALL*	W, 74-72
3/4/14	at Creighton*	W, 67-59
BIG EAST Tournament		
3/9/14	vs. Creighton	L, 52-61
WNIT		
3/20/14	at South Dakota State	L, 61-78

2014-15

Head Coach: Kurt Godlevske
Record: 14-16, 10-8 BIG EAST

Date	Opponent	Result
11/14/14	at Valparaiso	L, 57-91
11/16/14	INDIANA STATE	L, 51-66
11/19/14	CHATTANOOGA	L, 47-76
11/22/14	at Fairfield	L, 77-81 (2 OT)
Tom Weston Invitational (Hawaii)		
11/26/14	vs. BYU	L, 62-81
11/27/14	vs. Oregon State	L, 53-85
11/29/14	at BYU-Hawaii	W, 71-50
12/3/14	at DePaul*	L, 76-92
12/5/14	WRIGHT STATE	W, 57-49
12/7/14	at Minnesota	L, 86-88 (OT)
12/13/14	BALL STATE	W, 48-41
12/22/14	at Illinois State	W, 72-60
12/30/14	at Seton Hall*	L, 65-70
1/2/15	PROVIDENCE*	W, 66-61
1/4/15	CREIGHTON*	W, 63-58
1/9/15	at St. John's*	W, 55-50
1/11/15	at Marquette*	W, 76-67
1/16/15	VILLANOVA*	W, 72-58
1/18/15	GEORGETOWN*	W, 63-58
1/25/15	at Xavier*	W, 58-54
1/30/15	at Providence*	W, 67-59
2/1/15	at Creighton*	L, 55-62
2/6/15	DEPAUL*	L, 65-83
2/8/15	MARQUETTE*	L, 74-77 (2 OT)
2/13/15	at Villanova*	L, 52-63
2/15/15	at Georgetown*	W, 65-56
2/22/15	XAVIER*	W, 71-53
2/27/15	ST. JOHN'S*	L, 49-60
3/1/15	SETON HALL*	L, 76-85
BIG EAST Tournament		
3/8/15	vs. Villanova	L, 49-70

2015-16

Head Coach: Kurt Godlevske
Record: 10-21, 4-14 BIG EAST

Date	Opponent	Result
11/13	VALPARAISO	W, 72-53
11/15	at Chattanooga	L, 49-60
11/25	at #18/17 USF	L, 77-87
UCF Tournament		
11/28	vs. Clemson	W, 54-50
11/29	at UCF	W, 71-63
12/1	TCU	W, 65-53
12/4	at Wright State	L, 53-66
12/6	at Ball State	L, 50-58
12/9	GREEN BAY	L, 46-55
12/13	ARKANSAS	W, 63-57
12/21	at Indiana State	L, 63-70 (OT)
12/29	VILLANOVA*	L, 45-57
12/31	GEORGETOWN*	W, 82-76
1/5	XAVIER*	L, 63-73
1/8	at Providence*	W, 77-67
1/10	at Creighton*	L, 49-77
1/15	DEPAUL*	L, 54-61
1/17	MARQUETTE*	L, 64-80
1/22	at St. John's*	L, 41-68
1/24	at Seton Hall*	L, 77-98
1/29	at Xavier*	L, 47-55
2/5	CREIGHTON*	L, 42-52
2/7	PROVIDENCE*	W, 65-50
2/12	at Marquette*	L, 69-76
2/14	at DePaul*	L, 63-102
2/19	SETON HALL*	L, 67-72
2/21	ST. JOHN'S*	W, 62-58
2/26	at Georgetown*	L, 35-49
2/28	at Villanova*	L, 46-66
BIG EAST Tournament (Chicago)		
3/5	vs. Xavier	W, 48-47
3/6	at DePaul	L, 49-76

2016-17

Head Coach: Kurt Godlevske
Record: 6-25, 2-16 BIG EAST

Date	Opponent	Result
11/11	EAST TENNESSEE STATE	L, 59-68
11/13	BRADLEY	W, 58-56
11/16	FORT WAYNE	W, 70-64
11/20	at Wisconsin	L, 55-60
11/22	UCF	L, 59-66
11/30	at TCU	L, 47-73
12/2	USF	L, 59-74
12/4	BALL STATE	L, 50-74
12/7	at Arkansas	L, 50-68
12/11	INDIANA STATE	W, 66-48
12/20	at Green Bay	L, 34-61
12/28	at Creighton*	L, 52-67
12/30	at Providence*	L, 51-68
1/2	SETON HALL*	W, 79-58
1/5	ST. JOHN'S*	L, 41-62
1/8	at Xavier*	W, 65-62 (OT)
1/13	at DePaul*	L, 69-100
1/15	at Marquette*	L, 53-91
1/20	VILLANOVA*	L, 69-70 (OT)
1/22	GEORGETOWN*	L, 52-58
1/27	at St. John's*	L, 55-62
1/29	at Seton Hall*	L, 63-65
2/4	XAVIER*	L, 43-53
2/10	MARQUETTE*	L, 66-72
2/12	DEPAUL*	L, 62-92
2/17	at Georgetown*	L, 72-83
2/19	at Villanova*	L, 58-61 (OT)
2/24	PROVIDENCE*	L, 58-64
2/26	CREIGHTON*	L, 53-65
BIG EAST Tournament (Milwaukee)		
3/4	vs. Xavier	W, 68-66
3/5	vs. Creighton	L, 55-64

2017-18

Head Coach: Kurt Godlevske
Record: 15-17, 6-12 BIG EAST

Date	Opponent	Result
11/11	AUSTIN PEAY	W, 75-54
11/15	at Murray State	W, 88-59
11/17	LIPSCOMB	W, 70-58
11/20	at #17 USF	L, 55-71
Paradise Jam		
11/23	vs. #11 West Virginia	L, 68-75
11/24	vs. Virginia Tech	W, 79-77
11/25	vs. Drexel	L, 62-76
11/29	at Ball State	L, 75-87
12/3	at Illinois State	W, 56-45
12/8	WISCONSIN	W, 69-62
12/18	LOYOLA	W, 64-52
12/21	at Indiana State	W, 60-51
12/29	XAVIER*	L, 62-69
1/2	at #21 Villanova*	W, 76-53
1/5	at Georgetown*	W, 66-57
1/7	SETON HALL*	W, 66-48
1/10	ST. JOHN'S*	L, 55-73
1/12	at Marquette*	L, 67-69
1/14	at DePaul*	L, 65-87
1/19	CREIGHTON*	W, 59-53
1/21	PROVIDENCE*	W, 68-57
1/26	GEORGETOWN*	L, 52-63
1/28	VILLANOVA*	L, 67-69
2/2	at St. John's*	L, 38-76
2/4	at Seton Hall*	L, 64-75
2/9	DEPAUL*	L, 68-86
2/11	MARQUETTE*	L, 59-78
2/16	at Providence*	W, 69-48
2/18	at Creighton*	L, 55-64
2/25	at Xavier*	L, 54-57
BIG EAST Tournament (Chicago)		
3/3	vs. Providence	W, 73-67 (OT)
3/4	vs. Marquette	L, 61-73

2018-19

Head Coach: Kurt Godlevske
Record: 23-10, 11-7 BIG EAST

Date	Opponent	Result
11/9	EASTERN ILLINOIS	W, 72-37
11/13	MURRAY STATE	W, 86-65
11/17	WESTERN ILLINOIS	W, 92-51
11/20	UMASS LOWELL	W, 89-36
11/25	ILLINOIS STATE	W, 58-56
12/2	BALL STATE	W, 64-47
12/5	at Indiana	L, 46-66
12/8	at Akron	W, 63-47
12/17	INDIANA STATE	W, 72-49
West Palm Invite		
12/20	vs. Ohio State	W, 66-53
12/21	vs. Eastern Michigan	W, 73-63
12/29	at Villanova*	W, 63-55
12/31	at Georgetown*	W, 59-50
1/4	SETON HALL*	W, 62-59
1/6	ST. JOHN'S*	W, 66-45
1/11	at Xavier*	W, 63-41
1/18	at Providence*	L, 68-74 (3 OT)
1/20	at Creighton*	W, 75-43
1/25	DEPAUL*	L, 78-86
1/27	#10/9 MARQUETTE*	L, 58-87
2/1	at St. John's*	W, 73-68 (OT)
2/3	at Seton Hall*	L, 62-83
2/8	XAVIER*	W, 63-38
2/15	CREIGHTON*	W, 66-46
2/17	PROVIDENCE*	L, 63-66 (OT)
2/22	at #11 Marquette*	W, 61-57
2/24	at DePaul*	L, 62-76
3/1	GEORGETOWN*	L, 42-72
3/3	VILLANOVA*	W, 62-60 (OT)
BIG EAST Tournament (Chicago)		
3/10	vs. Creighton	L, 51-60
WNIT		
3/21	NORTHEASTERN	W, 89-72
3/23	KENT STATE	W, 70-52
3/28	at Cincinnati (Sweet 16)	L, 65-72



2019-20

Head Coach: Kurt Godlevske
Record: 19-11, 11-7 BIG EAST

Date	Opponent	Result
11/9	WAGNER	W, 74-58
11/13	DETROIT MERCY	W, 82-60
11/17	EASTERN KENTUCKY	W, 73-41
11/20	IUPUI	W, 64-61
11/23	at Ball State	L, 70-74
Daytona Beach Invite		
11/29	vs. Georgia	L, 36-69
11/30	vs. Ohio	W, 60-55
12/8	AKRON	W, 76-55
12/11	#12 INDIANA	L, 53-64
12/15	HIGH POINT	W, 74-52
12/22	PURDUE FORT WAYNE	W, 85-58
12/29	SETON HALL*	L, 62-67
12/31	ST. JOHN'S*	L, 42-67
1/4	at Xavier*	W, 78-70
1/10	at Villanova*	W, 58-41
1/12	at Georgetown*	W, 47-46
1/17	MARQUETTE*	W, 61-55
1/19	#14 DEPAUL*	L, 65-80
1/24	at Providence*	W, 50-47
1/26	at Creighton*	W, 73-67
1/31	XAVIER*	W, 63-62 (OT)
2/7	GEORGETOWN*	W, 60-42
2/9	VILLANOVA*	W, 63-61
2/24	at 13 DePaul*	L, 60-89
2/22	at Marquette*	W, 54-76
2/15	CREIGHTON*	W, 76-61
2/17	PROVIDENCE*	W, 51-42
2/1	at St. John's*	L, 80-85 (OT)
2/3	at Seton Hall*	L, 53-66
BIG EAST Tournament (Chicago)		
3/7	vs. Seton Hall (Quarterfinals)	L, 57-83

** No Postseason due to COVID-19**

BIG EAST

CONFERENCE



PRESEASON POLL RESULTS

Team (First-Place Votes)	Points
1) Connecticut (10)	100
2) DePaul (1)	90
3) Marquette	83
4) St. John's	69
5) Creighton	60
6) Seton Hall	59
7) Villanova	44
8) Butler	37
9) Xavier	31
10) Providence	22
11) Georgetown	10

PRESEASON PLAYER OF THE YEAR

Christyn Williams, Connecticut, Jr. Guard

PRESEASON FRESHMAN OF THE YEAR

Paige Bueckers, Connecticut, Fr. Guard

PRESEASON ALL-BIG EAST TEAM

Olivia Nelson-Ododa, Connecticut, Jr., G
Evina Westbrook, Connecticut, R-Jr., G
Temi Carda, Creighton, Sr., G
Lexi Held, DePaul, Jr., G
Sonya Morris, DePaul, Jr., G*
Selena Lott, Marquette, Sr., G*
Leilani Correa, St. John's, So., G
Qadashah Hoppie, St. John's, Sr., G*
Desiree Elmore, Seton Hall, Sr., G/F*
Maddy Siegrist, Villanova, So., F*
A'riana Gray, Xavier, Sr., F

*unanimous selection



ALL-TIME COACHING RECORDS

Year	Coach	Overall	Conf.
1975-76	Xandra Hamilton 1 Season	1-9 1-9 (.100)	----
1976-77	Linda Mason	2-9	----
1977-78	Linda Mason	9-5	----
1978-79	Linda Mason	23-1	----
1979-80	Linda Mason	21-1	----
1980-81	Linda Mason	26-2	----
1981-82	Linda Mason	23-3	----
1982-83	Linda Mason	18-6	----
1983-84	Linda Mason 8 Seasons	2-20 124-47 (.725)	----
1984-85	Russ Sarfaty	4-24	1-13
1985-86	Russ Sarfaty	4-23	1-13
1986-87	Russ Sarfaty	10-17	3-9
1987-88	Russ Sarfaty 4 Seasons	14-12 32-76 (.296)	5-5 10-40 (.200)
1988-89	Paulette Stein	9-17	3-11
1989-90	Paulette Stein	20-9	12-4
1990-91	Paulette Stein	21-8	10-6
1991-92	Paulette Stein	14-15	5-7
1992-93	Paulette Stein 5 Seasons	23-8 87-57 (.604)	14-2 44-30 (.595)
1993-94	June Olkowski	13-13	6-6
1994-95	June Olkowski	21-6	12-2
1995-96	June Olkowski	21-9	13-3
1996-97	June Olkowski	17-11	12-4
1997-98	June Olkowski	25-6	13-1
1998-99	June Olkowski 6 Seasons	17-11 114-56 (.671)	9-5 65-21 (.756)
1999-00	Wendy Gatlin	10-16	6-8
2000-01	Wendy Gatlin	8-20	3-11
2001-02	Wendy Gatlin 3 Seasons	3-26 21-62 (.253)	1-15 10-34 (.227)
2002-03	Beth Couture	6-23	3-13
2003-04	Beth Couture	14-15	9-7
2004-05	Beth Couture	14-14	8-8
2005-06	Beth Couture	15-14	9-7
2006-07	Beth Couture	16-15	11-5
2007-08	Beth Couture	20-10	10-8
2008-09	Beth Couture	20-12	14-4
2009-10	Beth Couture	23-10	14-4
2010-11	Beth Couture	20-14	12-6
2011-12	Beth Couture	13-17	9-9
2012-13	Beth Couture	17-14	8-6
2013-14	Beth Couture 12 Seasons	15-16 193-174 (.526)	10-8 117-85 (.579)
2014-15	Kurt Godlevske	14-16	10-8
2015-16	Kurt Godlevske	10-21	4-14
2016-17	Kurt Godlevske	6-25	2-16
2017-18	Kurt Godlevske	15-17	6-12
2018-19	Kurt Godlevske	23-10	11-7
2019-20	Kurt Godlevske 6 Seasons	19-11 87-100 (.465)	11-7 44-64 (.407)
Totals	45 Seasons	659-566 (.537)	284-259 (.523)



Beth Couture
12 Seasons
193 Wins




Linda Mason
8 Seasons
124 Wins



June Olkowski
6 Seasons
114 Wins



Kurt Godlevske
5 Seasons
87 Wins



YEAR-BY-YEAR LEADERS

<u>Year</u>	<u>Points Per Game</u>	<u>Year</u>	<u>Rebounds Per Game</u>	<u>Year</u>	<u>Assists Per Game</u>
1979-80	Beth Piepenbrink (15.3)	1979-80	Beth Piepenbrink (10.4)	1979-80	Liz Skinner (2.2)
1980-81	Beth Piepenbrink (14.9)	1980-81	Beth Piepenbrink (9.8)	1980-81	Barb Skinner (5.7)
1981-82	Elza Purvlicis (15.5)	1981-82	Beth Piepenbrink (11.6)	1981-82	Barb Skinner (4.7)
1982-83	Barb Skinner (17.2)	1982-83	Elza Purvlicis (12.0)	1982-83	Barb Skinner (7.6)
1983-84	Sue Morris (19.4)	1983-84	Elza Purvlicis (13.7)	1983-84	Sue Morris (3.4)
1984-85	Sue Morris (18.5)	1984-85	Sue Morris (7.4)	1984-85	Denise Walters (4.7)
1985-86	Sheryl Miller (12.0)	1985-86	Martha Kondalski (8.1)	1985-86	Melissa Kilgore (4.3)
1986-87	Martha Kondalski (14.4)	1986-87	Martha Kondalski (7.7)	1986-87	Melissa Kilgore (6.8)
1987-88	Pam Schiefelbein (12.3)	1987-88	Martha Kondalski (7.0)	1987-88	Melissa Kilgore (7.5)
1988-89	Martha Kondalski (12.2)	1988-89	Erika McCoy (7.7)	1988-89	Martha Kondalski (2.8)
1989-90	Julie VonDielingen (15.8)	1989-90	Julie VonDielingen (7.9)	1989-90	Mary Majewski (5.1)
1990-91	Julie VonDielingen (20.2)	1990-91	Julie VonDielingen (9.6)	1990-91	Mary Majewski (5.1)
1991-92	Julie VonDielingen (15.6)	1991-92	Julie VonDielingen (7.3)	1991-92	Mary Majewski (4.3)
1992-93	Julie VonDielingen (20.1)	1992-93	Julie VonDielingen (8.6)	1992-93	Mary Majewski (5.3)
1993-94	Liesl Schultz (13.6)	1993-94	Liesl Schultz (8.0)	1993-94	Jami Sloan (5.3)
1994-95	Liesl Schultz (15.6)	1994-95	Liesl Schultz (8.9)	1994-95	Niki Stevenson (3.2)
1995-96	Debbie Benziger (14.4)	1995-96	Sarah Schuetz (7.3)	1995-96	Niki Stevenson (3.6)
1996-97	Sarah Schuetz (12.8)	1996-97	Sarah Schuetz (9.1)	1996-97	Jennifer Marlow (4.4)
1997-98	Sarah Schuetz (17.5)	1997-98	Sarah Schuetz (7.4)	1997-98	Jennifer Marlow (3.3)
1998-99	Jennifer Marlow (13.7)	1998-99	Kelly Kuhn (6.8)	1998-99	Kristen Bodine (3.7)
1999-00	Kristen Bodine (12.2)	1999-00	Kelly Kuhn (6.4)	1999-00	Kristen Bodine (5.2)
2000-01	Valerie Burg (12.5)	2000-01	Kelly Kuhn (9.4)	2000-01	Valerie Burg (2.8)
2001-02	Nancy Bowden (10.8)	2001-02	Sarah Bolten (7.7)	2001-02	Nancy Bowden (4.1)
2002-03	Cortney Urquhart (11.2)	2002-03	Cortney Urquhart (7.0)	2002-03	Nancy Bowden (6.6)
2003-04	Nancy Bowden (11.9)	2003-04	Dionne Goodwin (6.4)	2003-04	Nancy Bowden (6.7)
2004-05	Cortney Urquhart (12.0)	2004-05	Cortney Urquhart (6.6)	2004-05	Jackie Closser (4.9)
2005-06	Lade Akande (16.2)	2005-06	Lade Akande (8.0)	2005-06	Jackie Closser (5.2)
2006-07	Jackie Closser (14.6)	2006-07	Susan Lester (6.6)	2006-07	Jackie Closser (3.7)
2007-08	Lade Akande (16.9)	2007-08	Susan Lester (7.3)	2007-08	Candace Jones (3.1)
2008-09	Brittany Bowen (10.9)	2008-09	Melanie Thornton (7.1)	2008-09	Terra Burns (2.6)
2009-10	Melanie Thornton (15.7)	2009-10	Melanie Thornton (8.8)	2009-10	Terra Burns (4.3)
2010-11	Brittany Bowen (15.8)	2010-11	Chloe Hamilton (6.5)	2010-11	Azjah Bass (2.2)
2011-12	Sarah Hamm (11.1)	2011-12	Sarah Hamm (5.5)	2011-12	Devin Brierly (3.0)
2012-13	Daress McClung (16.4)	2012-13	Daress McClung (9.0)	2012-13	Taylor Schippers (3.9)
2013-14	Daress McClung (15.5)	2013-14	Liz Stratman (6.8)	2013-14	Lexus Murry (2.9)
2014-15	Loryn Goodwin (15.6)	2014-15	Ijeoma Uchendu (10.3)	2014-15	Loryn Goodwin (3.3)
2015-16	Blaire Langlois (12.9)	2015-16	Tori Schickel (8.8)	2015-16	Blaire Langlois (2.9)
2016-17	Tori Schickel (14.6)	2016-17	Tori Schickel (11.7)	2016-17	Alexa Bailey (3.1)
2017-18	Whitney Jennings (16.8)	2017-18	Tori Schickel (9.3)	2017-18	Whitney Jennings (2.8)
2018-19	Whitney Jennings (15.5)	2018-19	Tori Schickel (9.0)	2018-19	Michelle Weaver (4.5)
2019-20	Kristen Spolyar (18.1)	2019-20	Kristen Spolyar (6.6)	2019-20	Shae Brey (2.2)



BUTLER WOMEN'S BASKETBALL INDIVIDUAL HONORS

American Women's Sports Federation Division II All-America Team

1981-82 Beth Piepenbrink (HM)

Basketball Times All-America Team

1992-93 Julie VonDielingen (HM)

Indiana AIAW All-State Team

1981-82 Beth Piepenbrink (1st Team)
 Elza Purvlicis (1st Team)
 Barb Skinner (2nd Team)
 Liz Skinner (1st Team)
 Jenny Young (2nd Team)

Midwest AIAW All-Regional Team

1981-82 Beth Piepenbrink

Conference Player of the Year

1992-93 Julie VonDielingen
 1997-98 Sarah Schuetz
 2009-10 Melanie Thornton

Conference Newcomer of the Year

1989-90 Julie VonDielingen
 1990-91 Angela Cotton

Conference Coach of the Year

1989-90 Paulette Stein
 1992-93 Paulette Stein
 1994-95 June Olkowski
 1995-96 June Olkowski
 1997-98 June Olkowski
 2018-19 Kurt Godlevske

Conference 6th Player of the Year

2009-10 Susan Lester
 2010-11 Alyssa Pittman

Defensive Player of the Year

2013-14 Liz Stratman
 2018-19 Michelle Weaver

All-Conference Selections

1986-87 Martha Kondalski (2nd Team)
 1987-88 Martha Kondalski (2nd Team)
 Pam Schiefelbein (2nd Team)
 1988-89 Martha Kondalski (2nd Team)
 1989-90 Mary Majewski (Newcomer)
 Julie VonDielingen (1st Team/Newcomer)
 1990-91 Angela Cotton (Newcomer)
 Julie VonDielingen (1st Team)
 1991-92 Julie VonDielingen (1st Team)

1992-93 Mary Majewski (2nd Team)
 Julie VonDielingen (1st Team)

1993-94 Liesl Schultz (2nd Team)

1994-95 Liesl Schultz (1st Team)

1995-96 Debbie Benziger (2nd Team)
 Jennifer Marlow (Newcomer)
 Sarah Schuetz (Defensive)

1996-97 Sarah Hurre (Newcomer)
 Jennifer Marlow (2nd Team)
 Alexis Proffitt (2nd Team)
 Sarah Schuetz (1st Team/Defensive)

1997-98 Lori Ives (Newcomer)
 Jennifer Marlow (1st Team)
 Sarah Schuetz (1st Team/Defensive)

1998-99 Kristen Bodine (Newcomer)
 Sarah Hurre (2nd Team)
 Kelly Kuhn (Newcomer)
 Jennifer Marlow (1st Team/Defensive)

1999-00 Valerie Burg (Newcomer)
 Kristen Bodine (2nd Team)

2000-01 Kelly Kuhn (2nd Team)

2001-02 Maria Marchesano (Newcomer)
 Nancy Bowden (Defensive)

2002-03 Nancy Bowden (Defensive)

2003-04 Nancy Bowden (1st Team/Defensive)
 Ellen Hamilton (Newcomer)
 Angel Mason (Defensive)

2004-05 Cassie Freeman (Newcomer)
 Cortney Urquhart (Defensive)

2005-06 Jackie Closser (1st Team)
 Lade Akande (2nd Team/Newcomer)

2006-07 Jackie Closser (1st Team)
 Lade Akande (2nd Team)
 Susan Lester (Newcomer)

2007-08 Lade Akande (1st Team)

2008-09 Melanie Thornton (Defensive)

2009-10 Melanie Thornton (1st Team, Defensive)
 Alyssa Pittman (Newcomer)

2010-11 Brittany Bowen (2nd Team)
 Chloe Hamilton (2nd Team)

2011-12 Sarah Hamm (2nd Team)
 Jenna Cobb (Defensive)

2012-13 Daress McClung (2nd Team)

2013-14 Daress McClung (2nd Team)
 Liz Stratman (honorable mention)

2014-15 Ijeoma Uchendu (1st Team)
 Loryn Goodwin (honorable mention)
 Sydney Buck (Freshman)

2016-17 Tori Schickel (2nd Team)
 Sydney Shelton (Freshman)

2017-18 Tori Schickel (1st Team)
 Whitney Jennings (honorable mention)

2018-19 Tori Schickel (2nd Team)
 Whitney Jennings (honorable mention)

2019-20 Kristen Spolyar (1st Team)
 Oumou Toure (Freshman)

Conference All-Tournament Team

1989-90 Mary Majewski, Shelley Roby

1990-91 Brandi Kimble
 Julie VonDielingen

1991-92 Julie VonDielingen

1992-93 Mary Majewski
 Julie VonDielingen

1995-96 Debbie Benziger (MVP)
 Alexis Proffitt

1997-98 Jennifer Marlow, Sarah Schuetz

2003-04 Nancy Bowden

2005-06 Lade Akande

2006-07 Jackie Closser

2009-10 Melanie Thornton
 Susan Lester

2010-11 Brittany Bowen

2016-17 Tori Schickel



BUTLER WOMEN'S BASKETBALL HALL OF FAME MEMBERS



Elizabeth Skinner
Class of 1982
Inducted 1998



Barbara Skinner
Class of 1983
Inducted 1998



Beth Piepenbrink
Class of 1983
Inducted 1999



Jenny Young
Class of 1983
Inducted 2000



Elza Purvlicis
Class of 1984
Inducted 2001



Xandra Hamilton
Class of 1958
Inducted 2001



Melissa Kilgore
Class of 1987
Inducted 2004



Jill Taylor
Class of 1989
Inducted 2005



Mary Majewski
Class of 1993
Inducted 2006



Julie VonDielingen
Class of 1993
Inducted 2006



Sarah Schuetz
Class of 1998
Inducted 2009



Jean Ann Bowers
Class of 1960
Inducted 2010



Lynn Schreiber
Class of 1979
Inducted 2012



Jen Marlow
Class of 1999
Inducted 2013



1981-82 Butler Women's Basketball Team
Inducted 2017

Back Row: Coach Goodnight, Jayne Good, Rene Evans, Barb Skinner, Liz Skinner, Coach Mason
Middle Row: Sue Morris, Beth Piepenbrink, Elza Purvlicis, Cheryl Kovalow
Front Row: Regina Glynn, Sue Luers, Jenny Young, Laura Schurwonn





ZOOM BREAK 3

Speed, Power and Control for
Every Type of Player.



Individual Single-Game Records

Points

- 37, Kristen Spolyar vs. Detroit Mercy, 11/13/19
37, Sarah Bolten vs. Bowling Green, 12/4/01
37, Elza Purvlicis vs. St. Joseph's (Ind.), 1/24/84
- 36, Julie VonDielingen vs. Valparaiso, 1/24/90
- 35, Elza Purvlicis vs. Indiana State, 2/20/82
- 34, Brittany Bowen at Green Bay, 3/13/11
34, Chloe Hamilton at Youngstown State, 2/10/11
34, Barb Skinner vs. Dayton, 3/2/83
- 33, Julie VonDielingen vs. Ball State, 12/17/90
- 32, Blaire Langlois at Georgetown, 2/15/15
32, Jennifer Marlow vs. UIC, 2/1/96
32, Nikki Anderson vs. Indiana State, 12/8/90
32, Martha Kondalski vs. Xavier, 2/2/87

Rebounds

- 26, Elza Purvlicis vs. Indiana Central, 2/8/83
- 25, Elza Purvlicis vs. Rockhurst, 12/3/83
- 22, Tori Schickel vs. Valparaiso, 11/13/15
22, Beth Piepenbrink vs. Oakland City, 2/3/80
- 21, Elza Purvlicis vs. St. Francis (Ind.), 2/27/82
- 20, Tori Schickel vs. Xavier, 1/8/17
20, Tori Schickel vs. Villanova, 1/20/17
20, Ijeoma Uchendu at Seton Hall, 12/30/14
20, Ijeoma Uchendu at Fairfield, 11/22/14
20, Martha Kondalski vs. Valparaiso, 2/12/86
20, Elza Purvlicis vs. Indiana Central, 2/11/82

Assists

- 14, Melissa Kilgore vs. Marian, 1/14/86
14, Barb Skinner vs. Wright State, 2/5/83
- 13, Melissa Kilgore vs. Franklin, 1/7/87
13, Denise Walters vs. Xavier, 2/23/84
- 12, 5 players tied

Field Goals Made

- 16, Elza Purvlicis vs. St. Joseph's (Ind.), 1/24/84
- 15, Julie VonDielingen vs. Evansville, 2/10/90
15, Elza Purvlicis vs. Bellarmine, 3/3/84
- 14, Nikki Anderson vs. Indiana State, 12/8/90
14, Martha Kondalski vs. Xavier, 2/2/87
14, Elza Purvlicis vs. Indiana Tech, 2/20/82
14, Beth Piepenbrink vs. Mt. St. Joseph's, 2/14/81
14, Beth Piepenbrink vs. IUPUI, 12/7/79

Field Goal Attempts

- 32, Barb Skinner vs. Dayton, 3/2/83
- 31, Barb Skinner vs. Evansville, 1/29/83
- 29, Melissa Kilgore vs. Xavier, 2/23/84
- 28, Elza Purvlicis vs. ISU-Evansville, 1/23/84
28, Elza Purvlicis vs. Xavier, 1/18/84
- 27, Barb Skinner vs. William Penn, 3/20/82
27, Barb Skinner vs. Franklin, 2/11/81
- 26, Barb Skinner vs. Indiana Central, 2/8/83

Field Goal Percentage (Min. 7 made)

- 1.000 (13-13), Alexis Proffitt vs. Milwaukee, 2/6/97
1.000 (11-11), Chloe Hamilton vs. Green Bay, 1/27/11
1.000 (8-8), Kelly Kuhn vs. Wright State, 2/20/99
1.000 (7-7), Melanie Thornton vs. Cleveland State, 1/14/10
1.000 (7-7), Liesl Schultz vs. Maryland, 12/29/94
1.000 (7-7), Beth Piepenbrink vs. Eastern Illinois, 2/24/83
- .923 (12-13), Julie VonDielingen vs. Valparaiso, 12/4/90
.923 (12-13), Sue Morris vs. Mt. St. Joseph's, 2/13/82
- .917 (11-12), Daress McClung at Saint Louis, 2/20/13
.917 (11-12), Erika McCoy vs. Wright State, 2/20/89

3-Point Field Goals Made

- 9, Blaire Langlois at Georgetown, 2/15/15
- 7, Blaire Langlois (3x) last at Marquette, 2/12/16
7, Sydney Buck (2x) last vs. Marquette, 2/10/17
7, Whitney Jennings (2x) last vs. Northeastern, 3/21/19
7, Alyssa Pittman at Dayton, 12/21/09
7, Jackie Closser at Green Bay, 3/11/07
7, Jackie Closser vs. Wright State, 2/3/07
7, Maria Marchesano vs. Wright State, 2/27/02

3-Point Field Goal Attempts

- 16, Blaire Langlois at Ball State, 12/6/15
16, Lisa Pryor vs. Milwaukee, 1/25/03
- 15, Sydney Buck (2x) last vs. Marquette, 2/10/17
15, Blaire Langlois at Georgetown, 2/15/15
15, Alyssa Pittman at Dayton, 12/21/09
- 14, Jackie Closser at Green Bay, 3/11/07
14, Blaire Langlois at Marquette, 2/12/16
14, Whitney Jennings (2x) last at Providence, 1/18/19

3-Point Field Goal Percentage (Min. 3 made)

- 1.000 (4-4), Naira Caceres at Creighton, 1/26/20
1.000 (4-4), Taylor Schippers at Valparaiso, 12/13/13
1.000 (4-4), Candace Jones vs. UIC, 1/12/08
1.000 (4-4), Ellen Hamilton at Eastern Illinois, 11/30/05
1.000 (4-4), Ellen Hamilton vs. Central Florida, 11/25/05
1.000 (4-4), Jackie Closser vs. Austin Peay, 11/26/04
1.000 (4-4), Maria Marchesano vs. UIC, 2/12/04
1.000 (4-4), Jackie Closser vs. UIC, 2/21/04
1.000 (4-4), Jennifer Marlow vs. Bowling Green, 3/13/98
1.000 (4-4), Sarah Hurtle vs. Milwaukee, 2/6/97
1.000 (4-4), Debbie Benziger vs. Wright State, 2/16/96
1.000 (4-4), Pam Schiefelbein vs. Detroit, 1/18/88

Free Throws Made

- 15, Tori Schickel vs. Valparaiso, 11/13/15
15, Julie VonDielingen vs. Loyola, 2/28/91
- 14, Ijeoma Uchendu vs. Xavier, 2/22/15
14, Jennifer Marlow vs. UIC, 2/1/96
- 13, Sarah Hurtle vs. Detroit, 3/5/99
13, Julie VonDielingen vs. Xavier, 2/27/93
13, Shelley Roby vs. Evansville, 2/20/88
13, Tori Schickel vs. Providence, 3/3/18

Free Throw Attempts

- 20, Lade Akande at Cleveland State, 12/28/06
- 18, Tori Schickel vs. Valparaiso, 11/13/15
- 17, Ijeoma Uchendu vs. Xavier, 2/22/15
17, Lade Akande vs. UIC, 1/7/06
17, Sheryl Miller vs. Xavier, 2/23/86
- 16, Melanie Thornton vs. Miami (Ohio), 12/5/09
16, Alexis Proffitt vs. UIC, 2/1/96
16, Julie VonDielingen vs. Xavier, 2/27/93
16, Julie VonDielingen vs. Loyola, 2/28/91
16, Tori Schickel vs. Providence, 3/3/18

Free Throw Percentage (Min. 11 made)

- 1.000 (13-13), Shelley Roby vs. Evansville, 2/20/88
1.000 (12-12), Jackie Closser vs. UIC, 3/9/07
1.000 (12-12), Jackie Closser at Detroit, 1/18/07
1.000 (12-12), Jackie Closser at Detroit, 2/6/06
1.000 (12-12), Julie VonDielingen vs. Valparaiso, 12/4/90
1.000 (11-11), Kelly Kuhn vs. Cleveland State, 1/28/99
1.000 (11-11), Julie VonDielingen vs. Loyola, 2/6/93
1.000 (11-11), Julie VonDielingen vs. Houston, 1/2/93
1.000 (11-11), Julie VonDielingen vs. Marquette, 2/2/91
1.000 (11-11), Tori Schickel vs. St. John's, 1/10/18

Steals

- 12, Jenna Cobb vs. Loyola, 2/16/12
- 11, Melissa Kilgore vs. Franklin, 1/7/87
11, Liz Skinner vs. St. Joseph's (Ind.), 1/26/82
11, Liz Skinner vs. St. Mary's (Ind.), 1/24/81
- 10, Mary Majewski vs. St. Louis, 2/7/91
10, Liz Skinner vs. Franklin, 2/11/81
10, Liz Skinner vs. St. Joseph's (Ind.), 1/29/80

Blocked Shots

- 10, Belle Obert vs. TCU, 12/1/15
10, Kelly Kuhn vs. Brown, 12/3/00
- 9, Beth Piepenbrink vs. Taylor, 2/9/81
- 8, Belle Obert at Georgetown, 2/15/15
8, Liz Stratman at Seton Hall, 1/4/14
8, Liesl Schultz vs. George Mason, 12/28/94
8, Shelley Roby vs. Wright State, 2/25/88
8, Beth Piepenbrink vs. Evansville, 1/30/81



Individual Season Records



Julie VonDielingen



Kristen Spolyar



Lade Akande

Points

- 622, Julie VonDielingen, 1992-93
- 546, Julie VonDielingen, 1990-91
- 544, Kristen Spolyar, 2019-20
- 543, Sarah Schuetz, 1997-98
- 539, Whitney Jennings, 2017-18
- 538, Brittany Bowen, 2010-11
- 524, Tori Schickel, 2017-18
- 517, Sue Morris, 1984-85
- 510, Whitney Jennings, 2018-19
- 508, Daress McClung, 2012-13

Scoring Average

- 20.2, Julie VonDielingen, 1990-91
- 20.1, Julie VonDielingen, 1992-93
- 19.4, Sue Morris, 1983-84
- 19.0, Elza Purvlicis, 1983-84
- 18.5, Sue Morris, 1984-85
- 18.1, Kristen Spolyar, 2019-20
- 17.5, Sarah Schuetz, 1997-98
- 17.2, Barb Skinner, 1982-83
- 16.8, Whitney Jennings, 2017-18
- 16.4, McClung 12-13, Schickel 17-18

Rebounds

- 364, Tori Schickel, 2016-17
- 302, Beth Piepenbrink, 1981-82
- 301, Elza Purvlicis, 1983-84
- 299, Tori Schickel, 2017-18
- 298, Tori Schickel, 2018-19
- 288, Elza Purvlicis, 1982-83
- 280, Daress McClung, 2012-13
- 277, Ijeoma Uchendu, 2014-15
- 267, Julie VonDielingen, 1992-93
- 265, Piepenbrink 80-81, Purvlicis 81-82

Rebounding Average

- 14.6, Tori Schickel, 2016-17
- 13.7, Elza Purvlicis, 1983-84
- 12.0, Elza Purvlicis, 1982-83
- 11.6, Beth Piepenbrink, 1981-82
- 10.4, Beth Piepenbrink, 1979-80
- 10.3, Ijeoma Uchendu, 2014-15
- 10.2, Elza Purvlicis, 1981-82
- 9.8, Beth Piepenbrink, 1980-81
- 9.6, Julie VonDielingen, 1990-91
- 9.4, Kelly Kuhn, 2000-01

Assists

- 195, Melissa Kilgore, 1987-88
- 193, Nancy Bowden, 2003-04
- 191, Nancy Bowden, 2002-03
- 183, Barb Skinner, 1982-83
- 177, Melissa Kilgore, 1986-87
- 163, Mary Majewski, 1992-93
- 159, Barb Skinner, 1980-81
- 152, Liz Skinner, 1980-81
- 149, Mary Majewski, 1990-91
- 147, Majewski 89-90, Weaver 18-19

Assist Average

- 7.6, Barb Skinner, 1982-83
- 7.5, Melissa Kilgore, 1987-88
- 6.8, Melissa Kilgore, 1986-87
- 6.6, Nancy Bowden, 2002-03
6.6, Nancy Bowden, 2003-04
- 5.7, Barb Skinner, 1980-81
- 5.4, Liz Skinner, 1980-81
- 5.3, Mary Majewski, 1992-93
5.3, Jami Sloan, 1993-94
- 5.2, Jackie Closser, 2005-06

Field Goals Made

- 233, Julie VonDielingen, 1992-93
- 210, Sue Morris, 1984-85
- 205, Sarah Schuetz, 1997-98
- 204, Lade Akande, 2007-08
- 198, Tori Schickel, 2017-18
- 197, Daress McClung, 2012-13
- 195, Julie VonDielingen, 1990-91
- 191, Lade Akande, 2005-06
- 187, Melanie Thornton, 2009-10
- 186, Hamilton 10-11, Jennings 17-18

Field Goal Attempts

- 495, Whitney Jennings, 2017-18
- 457, Daress McClung, 2012-13
- 450, Julie VonDielingen, 1992-93
- 441, Sue Morris, 1984-85
- 433, Whitney Jennings, 2018-19
- 424, Barb Skinner, 1980-81
- 420, Kristen Spolyar, 2019-20
- 412, Elza Purvlicis, 1983-84
- 411, Kristen Spolyar, 2018-19
- 400, Lade Akande, 2005-06

Field Goal Percentage

- .655 (55-84), Liesl Schultz, 1991-92
- .638 (81-127), Sue Morris, 1981-82
- .621 (105-169), Kelly Kuhn, 1998-99
- .607 (102-168), Kelly Kuhn, 2000-01
- .604 (142-235), Liesl Schultz, 1993-94
- .596 (165-277), Liesl Schultz, 1994-95
- .594 (186-313), Chloe Hamilton, 2010-11
.585 (127-217), Beth Piepenbrink, 1982-83
- .585 (69-118), Jacki Lung, 1995-96
- .580 (58-100), Amanda Raker, 2012-13

3-Point Field Goals Made

- 85, Jackie Closser, 2006-07
85, Whitney Jennings, 2018-19
- 84, Jackie Closser, 2005-06
- 80, Whitney Jennings, 2017-18
- 78, Blaire Langlois, 2015-16
- 69, Ellen Hamilton, 2005-06
- 67, Jackie Closser, 2004-05
- 66, Blaire Langlois, 2014-15
- 65, Alyssa Pittman, 2010-11
- 64, Buck 15-16, Marchesano 01-02



Individual Season Records

3-Point Field Goal Attempts

1. 248, Whitney Jennings, 2018-19
2. 243, Blaire Langlois, 2015-16
3. 227, Jackie Closser, 2006-07
4. 226, Whitney Jennings, 2017-18
5. 209, Jackie Closser, 2005-06
6. 204, Alyssa Pittman, 2010-11
7. 200, Alyssa Pittman, 2009-10
8. 199, Lisa Pryor, 2002-03
9. 193, Blaire Langlois, 2014-15
- 193, Sydney Buck, 2014-15

3-Point Field Goal Percentage

1. .517 (45-87), Jennifer Marlow, 1997-98
2. .466 (68-88), Ellen Hamilton, 2005-06
3. .455 (30-66), Cassie Freeman, 2005-06
- .455 (25-55), Jennifer Marlow, 1996-97
5. .431 (28-65), Jennifer Marlow, 1995-96
6. .423 (30-71), Brandi Kimble, 1992-93
7. .418 (23-55), Maria Marchesano, 2003-04
8. .414 (55-133), Sarah Hurrle, 1988-99
9. .413 (31-75), Sarah Hurrle, 1996-97
10. .409 (67-164), Jackie Closser, 2004-05

Free Throws Made

1. 164, Kristen Spolyar, 2019-20
2. 151, Julie VonDielingen, 1990-91
3. 149, Julie VonDielingen, 1992-93
4. 133, Sarah Schuetz, 1997-98
5. 128, Tori Schickel, 2017-18
6. 126, Jennifer Marlow, 1995-96
7. 117, Nancy Bowden, 2003-04
8. 116, Brittany Bowen, 2010-11
- 115, Julie VonDielingen, 1989-90
- 115, Nancy Bowden, 2001-02

Free Throws Attempted

1. 215, Kristen Spolyar, 2019-20
2. 191, Sarah Schuetz, 1997-98
3. 185, Julie VonDielingen, 1992-93
4. 182, Lade Akande, 2006-07
5. 179, Julie VonDielingen, 1990-91
6. 170, Sarah Schuetz, 1996-97
- 170, Tori Schickel, 2017-18
8. 166, Nancy Bowden, 2003-04
9. 164, Lade Akande, 2005-06
10. 159, Tori Schickel, 2016-17

Free Throw Percentage (min. 60 made)

1. .923 (72-78), Debbie Benziger, 1997-98
2. .901 (64-71), Sarah Bolten, 2001-02
3. .894 (42-47), Candace Jones, 2005-06
4. .879 (109-124), Jennifer Marlow, 1997-98
5. .873 (89-102), Whitney Jennings, 2018-19
6. .870 (80-92), Sarah Hurrle, 1998-99
7. .867 (104-120), Jackie Closser, 2005-06
8. .866 (116-134), Brittany Bowen, 2010-11
9. .863 (126-146), Jennifer Marlow, 1995-96
10. .861 (87-101), Whitney Jennings, 2017-18

Steals

1. 118, Liz Skinner, 1980-81
2. 107, Liz Skinner, 1978-79
- 107, Michelle Weaver, 2018-19
4. 106, Nancy Bowden, 2003-04
5. 105, Liz Skinner, 1981-82
6. 99, Mary Majewski, 1992-93
7. 97, Barb Skinner, 1982-83
8. 94, Mary Majewski, 1990-91
9. 92, Nancy Bowden, 2002-03
10. 91, Liz Skinner, 1979-80

Blocked Shots

1. 103, Liesl Schultz, 1994-95
2. 95, Belle Obert, 2015-16
3. 82, Beth Piepenbrink, 1980-81
4. 79, Liz Stratman, 2013-14
5. 73, Daress McClung, 2012-13
6. 72, Liesl Schultz, 1993-94
7. 68, Belle Obert, 2014-15
8. 59, Liz Stratman, 2012-13
9. 57, Kelly Kuhn, 2000-01
10. 51, Elza Purvlicis, 1980-81

Minutes Played

1. 1,212, Whitney Jennings, 2017-18
2. 1,188, Whitney Jennings, 2018-19
3. 1,164, Tori Schickel, 2017-18
4. 1,148, Jackie Closser, 2006-07
5. 1,126, Tori Schickel, 2018-19
6. 1,103, Mary Majewski, 1992-93
7. 1,102, Brittany Bowen, 2010-11
8. 1,098, Tori Schickel, 2016-17
9. 1,092, Michelle Weaver, 2018-19
10. 1,080, Nancy Bowden, 2002-03



Sarah Schuetz



Nancy Bowden



Melissa Kilgore



Individual Career Records



Tori Schickel



Mary Majewski



Jennifer Marlow

Points

1. 2,018, Julie VonDielingen, 1989-93
2. 1,705, Lade Akande, 2005-09
3. 1,651, Tori Schickel, 2015-19
4. 1,544, Kristen Spolyar, 2016-20
5. 1,517, Elza Purvlicis, 1980-84
6. 1,485, Jennifer Marlow, 1995-99
7. 1,461, Brittany Bowen, 2007-11
8. 1,448, Barb Skinner, 1979-83
9. 1,378, Beth Piepenbrink, 1979-83
10. 1,375, Sue Morris, 1981-85

Scoring Average

1. 18.0, Julie VonDielingen, 1990-93
2. 16.1, Whitney Jennings, 2017-19
3. 16.0, Daress McClung, 2012-14
4. 15.6, Elza Purvlicis, 1981-84
5. 14.5, Barb Skinner, 1980-83
6. 14.2, Lade Akande, 2006-09
7. 14.0, Kristen Spolyar, 2016-20
- 14.0, Tori Schickel, 2015-19
9. 13.9, Beth Piepenbrink, 1980-83
10. 13.8, Sue Morris, 1982-85

Rebounds

1. 1,154, Tori Schickel, 2015-19
2. 1,050, Elza Purvlicis, 1980-84
3. 1,013, Beth Piepenbrink, 1980-83
4. 939, Julie VonDielingen, 1990-93
5. 781, Susan Lester, 2006-10
6. 774, Sarah Schuetz, 1995-98
7. 757, Lade Akande, 2005-09
8. 685, Cortney Urquhart, 2001-05
9. 684, Martha Kondalski, 1985-89
10. 658, Liesl Schultz, 1991-95

Rebounding Average

1. 11.4, Elza Purvlicis, 1981-84
2. 10.2, Beth Piepenbrink, 1980-83
3. 9.8, Tori Schickel, 2015-19
4. 8.4, Julie VonDielingen, 1990-93
5. 7.9, Daress McClung, 2012-14
6. 7.5, Kelly Kuhn, 1999-01
7. 7.1, Martha Kondalski, 1986-89
8. 6.9, Belle Obert, 2014-16
9. 6.6, Sue Morris, 1982-85
10. 6.4, Sarah Schuetz, 1995-98

Assists

1. 584, Melissa Kilgore, 1985-88
2. 583, Mary Majewski, 1990-93
3. 540, Nancy Bowden, 2001-04
4. 509, Barb Skinner, 1980-83
5. 439, Jackie Closser, 2004-07
6. 382, Jennifer Marlow, 1996-99
7. 348, Liz Skinner, 1979-82
8. 347, Michelle Weaver, 2015-19
9. 302, Jenny Young, 1980-83
10. 275, Jami Sloan, 1991-94

Assist Average

1. 5.5, Melissa Kilgore, 1985-88
2. 5.3, Nancy Bowden, 2001-04
3. 5.1, Barb Skinner, 1980-83
4. 4.9, Mary Majewski, 1990-93
5. 3.9, Taylor Schippers, 2012-13
6. 3.8, Jackie Closser, 2004-07
7. 3.6, Liz Skinner, 1979-82
8. 3.4, Jennifer Marlow, 1996-99
9. 3.1, Michelle Weaver, 2015-19
10. 3.0, Jenny Young, 1980-83
- 3.0, Terra Burns, 2007-11

Field Goals Made

1. 744, Julie VonDielingen, 1989-93
2. 703, Lade Akande, 2005-09
3. 629, Tori Schickel, 2015-19
4. 626, Elza Purvlicis, 1980-84
5. 600, Barb Skinner, 1979-83
6. 592, Beth Piepenbrink, 1979-83
7. 553, Sue Morris, 1981-85
8. 509, Kristen Spolyar, 2016-20
9. 502, Brittany Bowen, 2007-11
10. 488, Sarah Schuetz, 1994-98

Field Goal Attempts

1. 1,442, Barb Skinner, 1980-83
2. 1,401, Julie VonDielingen, 1990-93
3. 1,390, Lade Akande, 2006-09
4. 1,366, Kristen Spolyar, 2016-20
5. 1,317, Elza Purvlicis, 1981-84
6. 1,237, Tori Schickel, 2015-19
7. 1,106, Sue Morris, 1982-85
8. 1,075, Brittany Bowen, 2007-11
- 1,075, Beth Piepenbrink, 1980-83
10. 1,071, Liz Skinner, 1979-82

Field Goal Percentage

1. .600 (404-673), Liesl Schultz, 1992-95
2. .586 (279-476), Kelly Kuhn, 1999-01
3. .556 (314-565), Chloe Hamilton, 2007-11
4. .551 (592-1075), Beth Piepenbrink, 1980-83
5. .537 (488-909), Sarah Schuetz, 1995-98
6. .534 (172-322), Pat Jackson, 1994-95
7. .531 (744-1401), Julie VonDielingen, 1990-93
8. .520 (269-517), Alexis Proffitt, 1996-97
9. .511 (213-417), Shae Brey, 2016-20
10. .508 (629-1237), Tori Schickel, 2015-19

3-Point Field Goals Made

1. 271, Jackie Closser, 2004-07
2. 227, Ellen Hamilton, 2004-07
3. 177, Blaire Langlois, 2012-16
- 177, Sydney Buck, 2014-18
5. 171, Mandy McDivitt, 2010-14
6. 167, Debbie Benziger, 1995-98
7. 165, Whitney Jennings, 2017-19
8. 164, Brittany Bowen, 2007-11
9. 147, Kristen Spolyar, 2016-20
10. 142, Maria Marchesano, 2002-05



Individual Career Records

3-Point Field Goal Attempts

1. 697, Jackie Closser, 2003-07
2. 578, Mandy McDivitt, 2010-14
3. 571, Ellen Hamilton, 2003-07
4. 558, Blaire Langlois, 2012-16
5. 542, Sydney Buck, 2014-18
6. 511, Kristen Spolyar, 2016-20
7. 474, Whitney Jennings, 2015-19
8. 439, Debbie Benziger, 1994-98
9. 413, Brittany Bowen, 2007-11
10. 413, Susan Lester, 2006-10

3-Point Field Goal Percentage

1. .443 (128-289), Jennifer Marlow, 1995-99
2. .404 (55-136), Brandi Kimble, 1989-93
3. .398 (39-98), Pam Schiefelbein, 1984-88
4. .398 (227-571), Ellen Hamilton, 2003-07
5. .397 (164-413), Brittany Bowen, 2007-11
6. .395 (51-129), Michelle Warwick, 1990-94
7. .394 (114-289), Sarah Hurre, 1997-99
8. .389 (271-697), Jackie Closser, 2003-07
9. .380 (167-439), Debbie Benziger, 1994-98
10. .369 (142-385), Maria Marchesano, 2001-05

Free Throws Made

1. 518, Julie VonDielingen, 1990-93
2. 431, Jennifer Marlow, 1996-99
3. 393, Tori Schickel, 2015-19
4. 379, Kristen Spolyar, 2016-20
5. 364, Nancy Bowden, 2001-04
6. 344, Sarah Schuetz, 1995-98
7. 299, Lade Akande, 2006-09
8. 285, Shelley Roby, 1987-90
9. 281, Angela Cotton, 1991-94
10. 280, Jackie Closser, 2004-07

Free Throw Attempts

1. 643, Julie VonDielingen, 1990-93
2. 616, Lade Akande, 2006-09
3. 571, Tori Schickel, 2015-19
4. 555, Sarah Schuetz, 1995-98
5. 516, Jennifer Marlow, 1996-99
6. 512, Nancy Bowden, 2001-04
7. 507, Kristen Spolyar, 2016-20
8. 423, Shelley Roby, 1987-90
9. 395, Elza Purvlicis, 1981-84
10. 378, Cortney Urquhart, 2002-05

Free Throw Percentage

1. .867 (176-203), Whitney Jennings, 2017-19
2. .841 (280-333), Jackie Closser, 2004-07
3. .835 (252-304), Brittany Bowen, 2007-11
4. .835 (431-516), Jennifer Marlow, 1996-99
5. .830 (200-241), Sarah Hurre, 1997-99
6. .826 (257-311), Debbie Benziger, 1995-98
7. .817 (196-240), Nikki Anderson, 1988-91
8. .809 (266-329), Susan Lester, 2006-10
9. .809 (269-333), Sue Morris, 1982-85
10. .806 (518-643), Julie VonDielingen, 1989-93

Steals

1. 419, Liz Skinner, 1979-82
2. 332, Mary Majewski, 1990-93
3. 305, Nancy Bowden, 2001-04
4. 302, Barb Skinner, 1980-83
5. 226, Michelle Weaver, 2015-19
6. 213, Jenny Young, 1980-83
7. 201, Melissa Kilgore, 1985-88
8. 192, Beth Piepenbrink, 1980-83
9. 184, Kristen Spolyar, 2016-20
10. 176, Pam Schiefelbein, 1985-88

Blocked Shots

1. 254, Liesl Schultz, 1992-95
2. 176, Tori Schickel, 2015-19
3. 164, Elza Purvlicis, 1981-84
4. 163, Belle Obert, 2014-16
5. 140, Lade Akande, 2006-09
6. 139, Beth Piepenbrink, 1980-83
7. 138, Liz Stratman, 2012-14
8. 126, Melanie Thornton, 2006-10
9. 106, Kelly Kuhn, 1999-01
10. 103, Daress McClung, 2012-14

Minutes Played

1. 3,959, Tori Schickel, 2015-19
2. 3,751, Jackie Closser, 2004-07
3. 3,607, Mary Majewski, 1990-93
4. 3,538, Julie VonDielingen, 1990-93
5. 3,441, Nancy Bowden, 2001-04
6. 3,388, Brittany Bowen, 2007-11
7. 3,374, Michelle Weaver, 2015-19
8. 3,324, Kristen Spolyar, 2016-20
9. 3,293, Melissa Kilgore, 1985-88
10. 3,225, Shae Brey, 2016-20

1,000 Point Scorers

1. 2,018, Julie VonDielingen, 1989-93
2. 1,705, Lade Akande, 2005-09
3. 1,651, Tori Schickel, 2015-19
4. 1,544, Kristen Spolyar, 2016-20
5. 1,517, Elza Purvlicis, 1980-84
6. 1,485, Jennifer Marlow, 1995-99
7. 1,461, Brittany Bowen, 2007-11
8. 1,448, Barb Skinner, 1979-83
9. 1,378, Beth Piepenbrink, 1979-83
10. 1,375, Sue Morris, 1981-85
11. 1,343, Jackie Closser, 2003-07
12. 1,320, Sarah Schuetz, 1994-98
13. 1,275, Susan Lester, 2006-10
14. 1,224, Liz Skinner, 1978-82
15. 1,214, Debbie Benziger, 1994-98
16. 1,157, Martha Kondalski, 1985-89
17. 1,154, Cortney Urquhart, 2001-05
18. 1,133, Ellen Hamilton, 2003-07
19. 1,128, Nikki Anderson, 1987-91
20. 1,080, Angela Cotton, 1990-94
21. 1,049, Whitney Jennings, 2017-19
22. 1,031, Nancy Bowden, 2000-04
23. 1,022, Sarah Armington, 1991-95
24. 1,019, Liesl Schultz, 1991-95



**Beth Piepenbrink &
Barb Skinner**



**Elza Purvlicis &
Sue Morris**





BIGEASTTM

CONFERENCE