



**QUICK FACTS**

**GENERAL INFORMATION**

Location ..... Lewisburg, Pa.  
 Stadium (Capacity).....Christy Mathewson-Memorial Stadium (13,100)  
 Founded (Enrollment)..... 1846 (3,950)  
 Affiliation ..... NCAA Division I  
 Nickname.....Bison  
 Colors ..... Blue and Orange  
 Conference.....The Patriot League  
 President ..... Dr. John C. Bravman

**ATHLETIC COMMUNICATIONS**

Associate AD/Football Contact ..... Emily Sweeney  
 E-Mail ..... es052@bucknell.edu  
 Office ..... 570-577-1835  
 Cell ..... 631-903-2589  
 Web ..... BucknellBison.com  
 Athletics Twitter (Football Twitter)..... @Bucknell\_Bison (@Bucknell\_FB)  
 Athletics Instagram (Football Instagram)..... BucknellBison (Bucknell\_FB)  
 Athletics Facebook ..... Bucknell Athletics

**COACHING & SUPPORT STAFF**

Head Coach..... Dave Cecchini  
 Alma Mater ..... Lehigh University, '95  
 Record at Bucknell ..... 21-43 (7th season)  
 Career Record ..... 38-81 (12th season)  
 Offensive Coordinator..... Drew Folmar  
 Defensive Coordinator..... Chris Bowers  
 Assistant Coaches..... McNeil Parker, P.J. Barr, Sean Pearson, Kentwan Balmer,  
 ..... Jerome Smith, Sam Costantino, Chase Murdock  
 Strength & Conditioning Coach ..... Tim Warren  
 Video Coordinator..... Kiem LeGrant  
 Equipment Manager ..... Liel Karstetter

**FOOTBALL HISTORY**

First Season ..... 1883  
 All-Time Record ..... 621-636-51  
 All-Time Patriot League Record ..... 86-130-1  
 Patriot League Championships ..... 1 (1996)  
 MAC Championships..... 1 (1965)  
 Lambert Cup Titles ..... 2 (1960,1964)  
 AP All-Americans ..... 59 (most recent Alex Pechin, '19)  
 AFCA All-Americans ..... 12 (most recent Alex Pechin, '19)  
 Academic All-Americans.....25 (most recent Rick Mottram, '19)  
 NFL Draft Picks.....7 (most recent Julián Davenport, '17)

**TEAM INFORMATION**

2025 Patriot League Preseason Poll ..... 4th  
 2025 Record ..... 1-1  
 2025 Patriot League Record..... 0-0  
 Offensive Starters Returning/Lost ..... 7/4  
 Defensive Starters Returning/Lost..... 1/10  
 Newcomers..... 40  
 Captains ..... John Ohnegian, Ralph Rucker IV, Matt Schearer, Terian Williams II  
 Returning All-Patriot League Selections.....Ralph Rucker IV (PL OPOTY), Tariq Thomas (PL ROTY), TJ Cadden (1st Team 2024), Sam Milligan (1st Team 2024), John Ohnegian (2nd Team 2024), Matt Schearer (2nd Team 2024)  
 2025 Preseason Offensive Player of the Year.....Ralph Rucker IV (QB)  
 2025 Preseason All-Patriot League Selections .....Ralph Rucker IV (QB), John Ohnegian (OL),Aaron Davis (DB), TJ Cadden (RS), Sam Milligan (STNS)

**PRONUNCIATION GUIDE**

**Players:**

7. Tariq Thomas.....ta-REEK  
 10. Brandon Biagiarelli.....BEE-ah-jer-REL-ee  
 14. Takai Whitmore.....ta-KYE  
 18. Bradley Pao.....POW  
 22. Nick Severin.....SEHV-rin  
 24. Rostand Olama.....ROE-stond oh-LA-ma  
 26. Deuce Geter.....GEE-tur (hard G)  
 28. Anthony DiLascio.....di-LASS-ee-oh  
 31. Drew Cormier.....CORE-meer  
 35. Charlie Meehleib.....MEE-lybe  
 41. Jack Bohm-Squicciarini.....BOHM-scootch-a-REE-nee  
 60. Kieran Coscia.....KEE-ran KOH-shuh  
 61. Ryan Jedlicka.....jed-LICK-uh  
 66. Herschel Johal.....JOE-hall  
 76. Ashton Sempervive.....semper-VEE-vee  
 78. John Ohnegian.....oh-NEE-gee-ann (hard G)  
 82. Charlie "Chuck" Kreinbucher.....CRANE-buck-er  
 92. Daniel Sierk.....SEE-urk  
 96. Juan Garanton.....GARE-on-TOH  
 97. Dara Adeyemi.....Dar-uh ah-deeYEM-ee  
 98. Seo Buffington.....SAY-oh

**Coaches:**

Dave Cecchini.....chuh-KEY-nee  
 Kentwan Balmer.....BAHL-mer

## BISON NOTES

### BUCKNELL AT A GLANCE

- Bucknell continues its four-game home-stand on Saturday, Sept. 27 at 6 p.m. as it takes on Saint Francis at Christy Mathewson Memorial Stadium. The game will serve as the Bison's Senior Night where 20 seniors will be recognized. It will also be the Canines at Christy game.
- This is the first time since the Bison's Patriot League Championship season of 1996, that there will be four home games in a row.
- The Bison are coming off of a 41-24 loss to #10/10 Lehigh. In the loss, Ralph Rucker IV broke Bucknell's all-time passing yards record with 291 on the day, putting him at 6,421 for his career this far and making him the Bison's all-time passing yards leader.
- The Bison were picked to finish fourth in the 2025 Preseason All-Patriot League Poll.
- Alongside Ralph Rucker IV (PL OPOTY) and Tariq Thomas (PL ROTY), the Bison are returning two other Patriot League First Team selections in return specialist TJ Cadden and special teams standout Sam Milligan. Bucknell also returns two Patriot League Second Team selections in offensive lineman and 2024 Patriot League Scholar-Athlete of the Year, John Ohnegian and punter Matt Schearer.
- The Bison are entering their seventh season under head coach Dave Cecchini in 2025. Cecchini was voted the Patriot League Dick Biddle Coach of the Year during the 2021 campaign for leading the Bison to a spot in the first-ever Patriot League Championship game following the abbreviated season, Cecchini's team is coming off a record setting season where the squad broke 13 individual records, seven team records and scored the most single-season points in program history.
- Bucknell returned a total of 65 players from the 2024 season and lost 34 athletes from the roster.
- The Bison welcomed 40 newcomers this season, including 32 freshmen. The additional eight players came from the transfer portal.
- The Bison welcomed a host of new faces to the staff during the offseason; offensive coordinator Drew Folmar, tight ends coach P.J. Barr, defensive line coach Kentwan Balmer, running backs coach Jerome Smith, wide receivers coach Sam Costantino, linebackers and special teams coach Chase Murdock and Strength and Conditioning Coach Tim Warren.
- Bucknell's 2025 captains are second-time captain and offensive lineman John Ohnegian, fifth-year quarterback Ralph Rucker IV, senior punter/kicker Matt Schearer and senior cornerback Terian Williams II.

### A BISON WIN WOULD...

- Improve Bucknell's record to 3-2 on the season.
- Put the Bison at an overall 1-0 mark over the Red Flashes.

### INSIDE THE 2025 SCHEDULE

- This is the 140th season of football at Bucknell. The Bison played their first-ever game in 1883 and have been playing a consistent schedule since 1887.
- Bucknell is scheduled to play 12 games for just the fourth time in program history. The Bison will host six games and have six games on the road.
- Bucknell opened the 2025 season with back-to-back away games at Air Force and Marist before going on a four-game home stand.
- Senior Night will take place on Sept. 27 against Saint Francis at 6 p.m. and Homecoming will be the final game of the homestand on Oct. 4 against Richmond at 12 p.m.
- Bucknell's home opener was on Sept. 13 against VMI. The Bison then started Patriot League play against Lehigh on Sept. 20 at home, which was Bucknell's Family Weekend game.
- After its home stand, Bucknell will head on the road for two games against Lafayette and Cornell.
- The final four games of the season will all be against conference opponents. Bucknell will host Georgetown on Oct. 25, travel to Fordham on Nov. 8, take on Holy Cross at home on Nov. 15 and then end the season at Colgate on Nov. 22.

### UP NEXT

- Bucknell will stay at home for its final game of the four-game homestand against Richmond on Saturday, Oct. 4 at 12 p.m. The game will be Bucknell's homecoming game.

### THE LAST TIME OUT: BUCKNELL 24, #10/10 LEHIGH 41

- Ralph Rucker IV broke Bucknell's all-time passing yards record with 291 on the day, putting him at 6,421 for his career, in Bucknell's loss to #10/10 Lehigh.
- Despite scoring back-to-back touchdowns in the fourth quarter to make it a two-score game with just over six minutes remaining, the Bison (2-2, 0-1 PL) fell to the Mountain Hawks (4-0, 2-0 PL) by a score of 41-24.
- Rucker surpassed Brandon Wesley '13 and his 6,277 career passing yards to become Bucknell's all-time passing yards leader. He went 23-for-34 for 291 yards and two touchdowns in the game to get the record. Rucker also rushed for 35 yards and a touchdown to be the Bison's leading rusher of the night.
- Sam Milligan led the Bison receivers with 109 yards on five receptions. Nick Hoying and Deuce Geter led the Bison in tackles with six tackles each.

### INSIDE THE RECORD BOOK

- QB Ralph Rucker IV re-invented the record books. Rucker is now Bucknell's single-season leader in touchdown passes (25), passing yards (2,826), completion percentage (.672), passing completions (244) and total offense (2,922) Rucker also leads Bucknell in single game passing yards (437) and single game touchdown passes (5 TD passes 3X). With this being his final season, Rucker holds career records in passing touchdowns (46), passing yards (6,421) and completion percentage (.647).
- Sam Milligan ranks first in touchdown catches in a single game with four against VMI on Saturday, Sept. 13. He also ranks sixth all-time in receiving yards in a single game with 192 yards in that VMI win for Bucknell.
- TJ Cadden tied for the longest kickoff return (100 yds) and holds the records for most punt return touchdowns in a season (2) and most total return touchdowns (3; two punt return and one kickoff return).
- Matt Schearer holds the record for season PAT's with 45.
- As a 2024 team, Bucknell broke even more records. The 2024 team holds the records for; single season completions (277), single season passing yards (3,220), single season average passing yards per game (268.33), single season total yards (4,651), single season total plays (836), single season total points (346), single season first downs (252), single game total offense (428) and single season touchdown passes (28).

### ON RECORD WATCH

- Ralph Rucker is 178 passing attempts away from the career record for passing attempts.
- Ralph Rucker is 242 yards away from the career total offense record.
- Ralph Rucker is 44 pass completions away from the career record.

### MILESTONE WATCH

- Charlie Kreinbacher is 66 yards away from a career 500 receiving yards.
- Tariq Thomas is 9 yards away from 1,000 rushing yards.

**2025 PATRIOT LEAGUE STANDINGS**

	Overall		Patriot League		Streak
	W-L	Pct.	W-L	Pct.	
Lehigh	4-0	1.000	2-0	1.000	W4
Lafayette	3-1	.750	1-0	1.000	W3
Colgate	1-3	.250	1-0	1.000	W1
Holy Cross	0-4	.000	0-0	--	L4
Bucknell	2-2	.500	0-0	.000	W2
Georgetown	2-2	.500	0-1	.000	L2
Richmond	2-2	.500	0-1	.000	W1
Fordham	0-4	.000	0-1	.000	L4

**PATRIOT LEAGUE SCHEDULE**

**Saturday, Sep. 27**

- Penn at Lehigh, 12 p.m.
- Georgetown at Columbia, 12 p.m.
- Holy Cross at Fordham, 1 p.m.
- Howard at Richmond, 2 p.m.
- Princeton at Lafayette, 3:30 p.m.
- Saint Francis at Bucknell, 6 p.m.

**PATRIOT LEAGUE PRESEASON POLL**

		Place	Points
1	Lehigh (13)	1st	97
2	Richmond (3)	2nd	83
3	Holy Cross	3rd	78
4	Bucknell	4th	51
5	Lafayette	5th	47
6	Georgetown	6th	32
7	Colgate	7th	31
8	Fordham	8th	29

Number in parentheses indicates first-place votes

**BISON PATRIOT LEAGUE PLAYERS OF THE WEEK**

Week	Player	Honor	Statistics
9/15	Zachary Corna	Rookie of the Week	12 tackles (9 solo, 3 assisted)



Ryan Sakamoto, Patriot League Media Relations Director (FB)  
rsakamoto@patriotleague.com >> 610-289-1963 >> PatriotLeague.com

**INDIVIDUAL HONORS & AWARDS**

**BRANDON BIAGIARELLI (10)**

2024

- Patriot League Rookie of Week (9/9)

**TJ CADDEN (21)**

2025

- Preseason All-Patriot League

2024

- 3X Patriot League Special Teams Player of Week (9/9), (9/23), (9/30)
- 2X Stats Perform FCS National Special Teams Player of Week honorable mention (9/9), (9/23)
- All-Patriot League First Team

**RALPH RUCKER (10)**

2025

- Preseason All-Patriot League

- Patriot League Preseason Offensive Player of the Year
- Stats Perform FCS Preseason All-America Third Team

2024

- Patriot League Offensive Player of the Year
- Patriot League Offensive Player of Week (9/23, 11/4, 11/11, 11/18, 11/25)
- Patriot League Offensive Player of Week (10/30)

**MATT SCHEARER (62)**

2024

- Preseason All-Patriot League Team
- All-Patriot League Second Team

2023

- Preseason All-Patriot League Team

2022

- Two-time Patriot League Rookie of Week (10/24), (11/14)

**TARIQ THOMAS (7)**

2024

- Patriot League Rookie of the Year
- Four-time Patriot League Rookie of Week (9/30, 10/14, 10/21, 11/4)
- Jerry Rice Award Watch List (FCS Rookie of Year)
- Stats Perform FCS National Rookie of Week honorable mention (10/28)

**SAM MILLIGAN (84)**

2025

- Preseason All-Patriot League

- Stats Perform FCS National Offensive Player of the Week Honorable Mention

2024

- All Patriot League First Team

**JOHN OHNEGIAN (78)**

2025

- Preseason All-Patriot League

2024

- All Patriot League Second Team
- Patriot League Scholar Athlete of the Year
- Preseason All-Patriot League Third Team

**AARON DAVIS (6)**

2025

- Preseason All-Patriot League

**TERIAN WILLIAMS II (9)**

2025

- Stats Perform FCS National Defensive Player of the Week Honorable Mention (9/8)

**ZACHARY CORNA (37)**

2025

- Stats Perform FCS Freshman Player of the Week Honorable Mention (9/15)
- Patriot League Rookie of the Week (9/15)

**BUCKNELL TWO DEEP VS SAINT FRANCIS**

**OFFENSE**

**WIDE RECEIVER**

3 — Josh Gary (Sr. / 5-11 / 210 / Upper Marlboro, Md.)  
84 — Sam Milligan (Jr. / 6-3 / 220 / Swarthmore, Pa.)

**LEFT TACKLE**

70 — Xavier Allen (Jr. / 6-5 / 315 / Silver Spring, Md.)  
72 — Dara Adeyemi (Jr. / 6-7 / 280 / Luton, England)

**LEFT GUARD**

56 — Mark Mulhern (Jr. / 6-6 / 331 / Chicago, Ill.)  
53 — Tim Andersen (Jr. / 6-2 / 295 / Madison, N.J.)

**CENTER**

78 — John Ohnegian (Sr. / 6-2 / 304 / Ramsey, N.J.)  
66 — Herschel Johal (So. / 6-4 / 296 / Vancouver, B.C.)

**RIGHT GUARD**

60 — Kieran Coscia (Sr. / 6-3 / 300 / Pittsfield, Mass.)  
54 — Reuben Logan (So. / 6-3 / 271 / Wichita, Kan.)

**RIGHT TACKLE**

77 — Nathan Natoli (Sr. / 6-6 / 295 / Olney, Md.)  
75 — Andrew Nicholson (Fr. / 6-6 / 280 / Savannah, Ga.)

**TIGHT END**

82 — Charlie Kreinbucher (Sr. / 6-5 / 260 / Butler, Pa.)  
81 — Jack Bohm-Squicciarini (So. / 6-4 / 234 / Long Beach, Calif.)

**WIDE RECEIVER**

21 — TJ Cadden (Jr. / 6-0 / 195 / Phoenixville, Pa.)  
85 — AJ Bosch (So. / 5-7 / 165 / Iselin, N.J.)

**WIDE RECEIVER**

17 — Nate Anderson (Sr. / 6-0 / 185 / Fort Wayne, Ind.)  
8 — Alex Brown (Sr. / 6-3 / 205 / Rumson, N.J.)

**RUNNING BACK**

7 — Tariq Thomas (So. / 5-11 / 185 / Springfield, Mass.)  
26 — Michael Cadden (So. / 5-10 / 190 / Phoenixville, Pa.)

**QUARTERBACK**

10 — Ralph Rucker IV (5th / 6-0 / 210 / Lucas, Texas)  
4 — Christopher Dietrich (So. / 6-4 / 210 / Sparta, N.J.)

**DEFENSE**

**DEFENSIVE END**

35 — Charlie Meehleib (So. / 6-4 / 232 / Elizabeth, Pa.)  
30 — William Caneer (Jr. / 6-3 / 238 / Huntsville, Ala.)

**NOSE**

64 — David LoGrasso (Jr. / 6-2 / 315 / Lynfield, Mass.)  
99 — Thomas Gerke (Fr. / 6-2 / 285 / Cincinnati, Ohio)

**DEFENSIVE END**

57 — Jack Inserra (Jr. / 6-2 / 235 / Saddle River, N.J.)  
92 — Daniel Sierk (Sr. / 6-5 / 285 / Greensburg, Pa.)

**LINEBACKER**

10 — Brandon Biagiarelli (So. / 6-3 / 226 / Pittsburgh, Pa.)  
47 — Jack Goheen (Sr. / 6-2 / 236 / Fishers, Ind.)

**LINEBACKER**

2 — Luke Freeman (Sr. / 6-2 / 225 / Tulsa, Okla.) **OR**  
22 — Logan Busson (Fr. / 6-2 / 215 / Lexington, Ky.)

**LINEBACKER**

4 — Deuce Geter (Jr. / 6-1 / 214 / Ashburn, Va.)  
23 — Nick Hoying (Jr. / 6-0 / 207 / Kings Mills, Ohio)

**SAFETY**

11 — Drew Cormier (Jr. / 6-1 / 200 / Burlington, Conn.)  
1 — Ayden Murray (So. / 5-11 / 185 / Shaker Heights, Ohio)

**SAFETY**

9 — Terian Williams II (Sr. / 5-11 / 190 / Atlanta, Ga.)  
18 — Bradley Pao (Sr. / 6-0 / 185 / Mays Landing, N.J.)

**SAFETY**

38 — Brad Gerken (Jr. / 5-11 / 210 / San Clemente, Calif.)  
37 — Zachary Corna (Fr. / 6-0 / 195 / Columbus, Ohio)

**CORNERBACK**

6 — Aaron Davis (Sr. / 5-11 / 190 / Brandywine, Md.)  
19 — England Allen (Jr. / 5-10 / 180 / Monclova, Ohio)

**CORNERBACK**

14 — Takai Whitmore (Jr. / 5-11 / 180 / Boston, Mass.)  
21 — Chris Flowers (So. / 6-0 / 180 / Milwaukee, WI)

**SPECIAL TEAMS**

**PLACE KICKER**

62 — Matt Schearer (Sr. / 5-11 / 187 / Canonsburg, Pa.)  
96 — Juan Garanton (So. / 5-11 / 170 / Tampa, Fla.)

**KICKOFF SPECIALIST**

96 — Juan Garanton (So. / 5-11 / 170 / Tampa, Fla.)  
62 — Matt Schearer (Sr. / 5-11 / 187 / Canonsburg, Pa.)

**PUNTER**

62 — Matt Schearer (Sr. / 5-11 / 187 / Canonsburg, Pa.)  
96 — Juan Garanton (So. / 5-11 / 170 / Tampa, Fla.)

**LONG SNAPPER**

69 — Peter Lagemann (Fr. / 6-4 / 260 / Glen Rock, N.J.)  
58 — Charlie Smith (Fr. / 6-1 / 285 / Duxbury, Mass.)

**HOLDER**

16 — Owen Garwood (Jr. / 6-2 / 193 / Ambler, Pa.)  
84 — Sam Milligan (Jr. / 6-3 / 220 / Swathmore, Pa.)

**KICKOFF RETURN**

21 — TJ Cadden (Jr. / 6-0 / 195 / Phoenixville, Pa.)  
26 — Michael Cadden (So. / 5-10 / 190 / Phoenixville, Pa.)

**PUNT RETURN**

21 — TJ Cadden (Jr. / 6-0 / 195 / Phoenixville, Pa.)  
17 — Nate Anderson (Sr. / 6-0 / 185 / Fort Wayne, Ind.)

**GAME-BY-GAME STARTERS**

Opponent	WR	LT	LG	C	RG	RT	TE	WR	WR	RB	QB
at Air Force	Gary	X Allen	Logan	Ohnegian	T Andersen	Natoli	Kreinbucher	TJ Cadden	N Anderson	Thomas	Rucker
at Marist	Gary	X Allen	Mulhern	Ohnegian	Coscia	Natoli	Kreinbucher	TJ Cadden	N Anderson	Thomas	Rucker
VMI	Gary	X Allen	Mulhern	Ohnegian	Coscia	T Andersen	Kreinbucher	TJ Cadden	N Anderson	Thomas	Rucker
LEHIGH	Gary	X Allen	Mulhern	Ohnegian	Coscia	Nicholson	Kreinbucher	TJ Cadden	N Anderson	Thomas	Rucker
SAINT FRANCIS											
RICHMOND											
at Lafayette											
at Cornell											
GEORGETOWN											
at Fordham											
HOLY CROSS											
at Colgate											
Opponent	DL	DL	DL	LB	S	LB	LB	S	S	CB	CB
at Air Force	Caneer	LoGrasso	Sierk	Biagiarelli	Freeman	Geter	Busson	Williams II	Gerken	A. Davis	Whitmore
at Marist	Caneer	LoGrasso	Meehleib	Biagiarelli	Cormier	Geter	Busson	Williams II	Day	A. Davis	Whitmore
VMI	Inserra	LoGrasso	Meehleib	Biagiarelli	Cormier	Geter	Busson	Williams II	Corna	A. Davis	Whitmore
LEHIGH	Inserra	LoGrasso	Meehleib	Goheen	Cormier	Geter	Busson	Williams II	Gerken	A. Davis	Whitmore
SAINT FRANCIS											
RICHMOND											
at Lafayette											
at Cornell											
GEORGETOWN											
at Fordham											
HOLY CROSS											
at Colgate											

## 2025 BUCKNELL ROSTER

No.	Name	Cl.	Pos.	Ht.	Wt.	Hometown / High School
0	* Logan Bush	So.	RB	5-10	208	Washington, N.J. / Don Bosco Prep
0	*** Derrick Anderson Jr.	Sr.	WR	6-3	180	Fort Washington, Md. / Episcopal (Va.)
1	Ayden Murray	So.	DB	5-10	176	Shaker Heights, Ohio / Shaker Heights HS
1	Cesar Carrasco	So.	WR	5-11	170	Pittsgrove, N.J. / Schalick HS
2	** Luke Freeman	Sr.	LB	6-2	225	Tulsa, Okla. / Victory Christian School
3	*** Josh Gary	Sr.	WR	5-11	210	Upper Marlboro, Md. / St. John's College HS
4	Christopher Dietrich	So.	QB	6-4	210	Sparta, N.J. / Pope John XXIII
4	** Deuce Geter	Jr.	S	6-1	214	Ashburn, Va. / Stone Bridge
5	Jaiden Spearman	So.	DB	6-2	195	Cornelius, Nc / Hough HS
6	Ty Stauffer	So.	RB	5-10	202	Danville, Pa. / Danville Area HS
6	* Aaron Davis	Sr.	CB	5-11	190	Brandywine, Md. / Friendship Collegiate Academy / Wheeling University
7	* Tariq Thomas	So.	RB	5-11	185	Springfield, Mass. / Springfield Central
8	*** Alex Brown	Sr.	WR	6-3	205	Rumson, N.J. / Red Bank Catholic
9	Nicholas Penuchev	Fr.	QB	6-3	215	Toronto, Ontario / St. Mikes/Canisius HS/ Suffield Academy
9	* Terian Williams II (C)	Sr.	CB	5-11	190	Atlanta, Ga. / Johns Creek / Stanford
10	** Ralph Rucker IV (C)	5th.	QB	6-0	210	Lucas, Texas / Lovejoy / Oklahoma
10	* Brandon Biagiarelli	So.	LB	6-3	226	Pittsburgh, Pa. / Avonworth
11	* Drew Cormier	Jr.	S	6-1	200	Burlington, Conn. / Choate Rosemary Hall
11	Rourke Kennedy	So.	WR	6-3	210	Franklin Park, Pa. / North Allegheny
12	Charlie LaMorte	Fr.	QB	6-2	210	Maywood, N.J. / West Orange HS
13	Tristan Menconi	So.	WR	5-8	175	Frederick, Md. / Walkersville
14	* Takai Whitmore	Jr.	CB	5-11	180	Boston, Mass. / Dexter Southfield
15	Carter Enyard	So.	LB	6-2	230	St. Louis, Mo. / Country Day School
15	Daniel Shuster	Sr.	WR	6-1	195	Camp Hill, Pa. / Camp Hill / RPI
16	Owen Garwood	Jr.	WR	6-2	193	Ambler, Pa. / Saint Joseph's Prep
17	* Nate Anderson	Sr.	WR	6-0	185	Fort Wayne, Ind. / Homestead / Western Michigan
18	* Bradley Pao	Sr.	CB	6-0	185	Mays Landing, N.J. / St. Augustine Prep
19	England Allen	Jr.	CB	5-10	180	Monclova, Ohio / Anthony Wayne
20	Charlie McIntyre	Jr.	S	6-0	200	Wyomissing, Pa. / Wyomissing Area
21	* TJ Cadden	So.	WR	6-0	195	Phoenixville, Pa. / Episcopal Academy
21	Chris Flowers	So.	DB	6-0	180	Milwaukee, WI / Waukesha South
22	Logan Busson	Fr.	LB	6-2	215	Lexington, Ky. / Frederick Douglass HS
23	** Nick Hoying	Jr.	S/LB	6-0	207	Kings Mills, Ohio / Kings
24	Rostand Olama	So.	CB	6-3	202	Yaounde, Cameroon / The Taft School
26	* Michael Cadden	So.	RB	5-10	190	Oaks, Pa. / Episcopal Academy
27	Jack Sullivan	Fr.	RB	5-11	185	Newburyport, Mass. / Newburyport HS
28	Anthony DiLascio	Jr.	RB	5-11	195	Hasbrouck Heights, N.J. / Hasbrouck Heights
30	* William Caneer	Jr.	DL	6-3	238	Huntsville, Ala. / Arab / Jacksonville State
31	Colton Davis	Fr.	CB	5-10	170	Palmetto, Fla. / Cardinal Mooney HS
32	Finn Sposato	Sr.	S	5-11	200	Farmington, Conn. / Farmington
33	Michael Crabtree	Jr.	S	5-10	185	Winhall, Vt. / Burr and Burton Academy
34	Darius Day	So.	S	5-11	185	Wayland, Mass. / Dexter Southfield
35	* Charlie Meehleib	So.	DL	6-4	232	Elizabeth, Pa. / Elizabeth Forward
36	John Varischetti	Fr.	LB	5-11	215	Brockway, Pa. / Brockway Area HS
37	Zach Corna	Fr.	DB	6-0	195	Columbus, Ohio / Upper Arlington HS
38	* Brad Gerken	Jr.	S	5-11	210	San Clemente, Calif. / San Clemente
39	Jackson Nowinski	So.	WR	6-0	170	Arlington, Va. / Washington-Liberty
40	JJ Gomez	Fr.	WR	5-8	170	Miami Fla. / Christopher Columbus HS
41	James Schlendorf	Fr.	DB	6-0	170	Salt Lake City, Utah / Olympus HS
42	Ryan Skoronski	So.	S	5-11	196	North Haven, Conn. / Hamden Hall
43	Dante Mascio	So.	LB	5-11	205	Deland, Fla. / Deland
44	Caden Allard	So.	TE	6-3	215	San Jose, Calif. / Archbishop Mitty
45	Cooper Bolton	Fr.	K	6-3	170	West Roxbury, Mass. / St. Sebastian's School
47	** Jack Goheen	Sr.	LB	6-2	236	Fishers, Ind. / Cathedral
48	Max Dresens	Fr.	LB	6-1	210	Wayland, Mass. / Wayland HS
50	Andrew Erby	So.	DL	6-3	290	Harrisburg, Pa. / Steelton Highspire HS
51	Luke Guzevich	Fr.	OL	6-4	255	Wilmington, Del. / Salesianum
52	Tyler Jackson	Fr.	LB	6-0	215	Hillsborough, N.J. / Delbarton School
53	* Tim Andersen	Jr.	OL	6-2	295	Madison, N.J. / Delbarton
54	Reuben Logan	So.	OL	6-3	271	Wichita, Kan. / Royse City
55	Kulin Ogelle	Fr.	OL	6-3	305	Highland N.Y. / Highland HS
56	* Mark Mulhern	Jr.	OL	6-6	331	Chicago, Ill. / Bethlehem Catholic (Pa.)
57	* Jack Inserra	Jr.	DL	6-2	235	Saddle River, N.J. / Northern Highlands
58	Charlie Smith	Fr.	OL	6-1	285	Duxbury, Mass. / Deerfield Academy
60	** Kieran Coscia	Sr.	OL	6-3	300	Pittsfield, Mass. / Pittsfield
61	*** Ryan Jedlicka	Jr.	LS	5-10	230	Greenwich, Conn. / Greenwich
62	*** Matt Schearer (C)	Sr.	P/K	5-11	187	Canonsburg, Pa. / Central Catholic
63	Danny Aselton	Fr.	OL	6-4	285	Phoenixville, Pa. / The Hill School
64	* David LoGrasso	Jr.	OL	6-2	315	Lynnfield, Mass. / Belmont Hill
65	Georges Monga	Fr.	OL	6-3	310	Clarksburg, Md. / Clarksburg HS
66	Herschel Johal	So.	OL	6-4	296	Vancouver, B.C., Canada / Clearwater Academy International
67	Gustav Steffelin	So.	OL	6-5	290	New York, N.Y. / Salisbury
68	Travis Reece	Fr.	OL	6-5	280	Denver, Colo. / Northfield HS
69	Peter Lagemann	Fr.	DL	6-4	260	Glen Rock, N.J. / Glen Rock HS
70	** Xavier Allen	Jr.	OL	6-5	315	Silver Spring, Md. / Gonzaga
72	* Dara Adeyemi	Jr.	DL	6-7	280	Luton, England / Putteridge / The Taft School
75	Andrew Nicholson	Fr.	OL	6-6	280	Svannah, Ga. / Savannah Country Day
76	* Ashton Sempervie	Sr.	DL	6-2	295	New Egypt, N.J. / New Egypt
77	** Nathan Natoli	Sr.	OL	6-6	295	Olney, Md. / Sherwood
78	** John Ohnegian (C)	Sr.	OL	6-2	304	Ramsey, N.J. / Saint Joseph Regional
80	Jack McGill	Jr.	WR	6-1	205	Mamaroneck, N.Y. / Mamaroneck
81	* Jack Bohm-Squicciarini	So.	TE	6-4	234	Long Beach, Calif. / Red Bank Catholic

## 2025 BUCKNELL FOOTBALL MEDIA NOTES

82	***	Charlie Kreinbucher	Sr.	TE	6-5	260	Butler, Pa. / Butler Area
83		Kaleb Lampkins	Fr.	WR	5-9	175	Jacksonville, Fla.
84	**	Sam Milligan	Jr.	WR	6-3	220	Swathmore, Pa. / Strath Haven
85		AJ Bosch	So.	WR	5-7	165	Iselin, N.J. / Woodbridge
87		Patrick Sullivan	Fr.	TE	6-1	215	Brentwood, Tenn. / Ravenwood HS
88		Will Rich	Fr.	TE	6-3	225	Lexington, Ky. / Lexington Christian Academy
89		Anthony DiMarco	Jr.	WR	6-3	214	Rochester, N.Y. / McQuaid Jesuit
90		Matti Kruger	Fr.	DL	6-3	240	Berlin, Germany / NFL Academy
91		Kato Meissner	Fr.	DL	6-2	240	South Lebanon, Ohio / Kings HS
92	***	Daniel Sierk	Sr.	DL	6-5	285	Greensburg, Pa. / Hempfield Area
93		Liam Rooney	Fr.	DL	6-4	255	Western Springs, Ill. / Benet Academy
94		Francesco Muscatello	Fr.	DL	6-2	240	Venetia, Pa. / Peters Township HS
96	*	Juan Garanton	So.	K	5-11	170	Tampa, Fla. / Carrollwood Day School
97	*	Seo Buffington	Jr.	DL	6-4	257	San Mateo, Calif. / Sacred Heart Prep / San Jose State
99		Thomas Gerke	Fr.	DL	6-2	285	Cincinnati, Ohio / Archbishop Moeller

## COACHING & SUPPORT STAFF

**Head Coach:** Dave Cecchini (Lehigh '95), seventh season

**Coordinators:** Drew Folmar (Millersville '00) (Offensive/QBs); Chris Bowers (Wittenberg '99) (Defensive); Chase Murdock (University of Toldeo '16) (Special Teams/LBs)

**Offensive Assistant Coaches:** Sean Pearson (Wagner '14) (OL); P.J. Barr (Bucknell '21/University of Maine '22) (TE); Jerome Smith (Syracuse '14); Sam Costantino (University of Dayton '19)

**Defensive Assistant Coaches:** McNeil Parker (Kenyon College '10) (DB/Recruiting Coordinator); Kentwan Balmer (North Carolina at Chapel Hill '07/Virginia University of Lynchburg '19)(DL)

**Strength & Conditioning Coach:** Tim Warren (University of Wisconsin-Milwaukee '22/Newberry '25)

**Sport Administrator:** Eric Storsved (North Dakota State/Indiana/Elon)

**Support Staff:** Doug Birdsong (Marshall '87) (Voice of the Bison); Emily Sweeney (Quinnipiac '23/'24) (Athletic Communications); Kiem LeGant (Shippensburg '16) (Video); Liel Karstetter (Lock Haven '10) (Equipment); Tom Ford (Cazenovia College '19) (Ticketing)

## ALPHABETICAL ROSTER

72	Adeyemi, Dara	DL	38	Gerken, Brad	S	93	Rooney, Liam	DL
44	Allard, Caden	TE	4	Geter, Deuce	S	<b>10</b>	<b>Rucker IV, Ralph</b>	<b>QB</b>
19	Allen, England	CB	47	Goheen, Jack	LB	<b>62</b>	<b>Schearer, Matt</b>	<b>P/K</b>
70	Allen, Xavier	OL	40	Gomez, JJ	WR	41	Schendorf, James	DB
53	Andersen, Tim	OL	51	Guzevich, Luke	OL	76	Sempervive, Ashton	DL
0	Anderson Jr., Derrick	WR	23	Hoying, Nick	LB/S	15	Shuster, Daniel	WR
17	Anderson, Nate	WR	57	Inserra, Jack	DL	92	Sierk, Daniel	DL
63	Aselton, Danny	OL	52	Jackson, Tyler	LB	42	Skoronski, Ryan	S
10	Biagiarelli, Brandon	LB	61	Jedlicka, Ryan	LS	58	Smith, Charlie	LS/OL
81	Bohm-Squicciarini, Jack	TE	66	Johal, Herschel	OL	5	Spearmen, Jaiden	DB
45	Bolton, Cooper	K	11	Kennedy, Rourke	WR	32	Sposato, Finn	S
85	Bosch, AJ	WR	82	Kreinbucher, Charlie	TE	6	Stauffer, Ty	RB
8	Brown, Alex	WR	90	Kruger, Matti	DL	67	Steffelin, Gustav	OL
97	Buffington, Seo	DL	69	Lagemann, Peter	DL	27	Sullivan, Jack	RB
0	Bush, Logan	RB	12	LaMorte, Charlie	QB	87	Sullivan, Patrick	TE
22	Busson, Logan	LB	83	Lampkins, Kaleb	WR	7	Thomas, Tariq	RB
26	Cadden, Michael	RB	54	Logan, Reuben	OL	36	Varischetti, John	LB
21	Cadden, TJ	WR	64	LoGrasso, David	DL	14	Whitmore, Takai	CB
30	Caneer, William	DL	43	Mascio, Dante	LB	<b>9</b>	<b>Williams II, Terian</b>	<b>CB</b>
1	Carrasco, Cesar	WR	80	McGill, Jack	WR	Note: <b>Bold</b> indicates captain		
11	Cormier, Drew	S	20	McIntyre, Charlie	S			
37	Corna, Zach	DB	35	Meehleib, Charlie	DL			
60	Coscia, Kieran	OL	91	Meissner, Kato	DL			
33	Crabtree, Michael	S	13	Menconi, Tristan	WR			
6	Davis, Aaron	CB	84	Milligan, Sam	WR			
31	Davis, Colton	CB	65	Monga, Georges	OL			
34	Day, Darius	S	56	Mulhern, Mark	OL			
4	Dietrich, Christopher	QB	1	Murray, Ayden	DB			
28	DiLascio, Anthony	RB	94	Muscatello, Francesco	DL			
89	DiMarco, Anthony	WR	77	Natoli, Nathan	OL			
48	Dresens, Max	LB	75	Nicholson, Andrew	OL			
15	Enyard, Carter	LB	39	Nowinski, Jackson	WR			
50	Erby, Andrew	DL	55	Ogelle, Kulin	OL			
21	Flowers, Chris	DB	<b>78</b>	<b>Ohnegian, John</b>	<b>OL</b>			
2	Freeman, Luke	LB	24	Olama, Rostand	CB			
96	Garanton, Juan	K	18	Pao, Bradley	CB			
16	Garwood, Owen	WR	9	Penuvchev, Nicholas	QB			
3	Gary, Josh	WR	68	Reece, Travis	OL			
99	Gerke, Thomas	DL	88	Rich, Will	TE			

## HEAD COACH DAVE CECCHINI



Dave Cecchini, one of the all-time great wide receivers in Patriot League history who has since gone on to achieve tremendous success in the coaching ranks, was named the 27th Bob Odell Head Football Coach at Bucknell University on February 6, 2019.

During the 2021 spring campaign, Cecchini was voted the Patriot League Dick Biddle Coach of the Year for leading Bucknell to a spot in the first-ever Patriot League Championship Game. Bucknell, picked to finish last in the preseason poll, knocked off Pennsylvania rivals Lafayette and Lehigh to earn a date with defending champion Holy Cross. In addition, Cecchini was selected as a finalist for the Eddie Robinson Award, presented by STATS to the FCS Coach of the Year, for the second time in his career.

Cecchini's Bison placed 11 on the 2021 Spring All-Patriot League Team, headlined by a school-record seven First Team selections. Senior linebacker Simeon Page became the fifth Bison to make four All-Patriot League Teams; he later joined Patriot League Scholar-Athlete of the Year Rick Mottram on the Academic All-Patriot League Team.

In total, the Bison have combined for 34 All-Patriot League Team honors during Cecchini's tenure, including 15 First Team honorees, and 16 have landed on the Academic All-Patriot League Team. Cecchini has also coached one Offensive Player of the Year, one Rookie of the Year and one Scholar-Athlete of the Year.

Cecchini's 2024 team displayed one of the most effective offenses in program history and rewrote the Bucknell record book in various ways. The Bison placed third in the Patriot League, their highest finish since 2019 when they also placed third. The team set new single-season standards for passing completions (277), passing yards (3,220), touchdown passes (28), average passing yards per game (268.33), total yards (4,651), total plays (836), first downs (252) and total points (346). Bucknell also set a single-game record for total offense (428). Quarterback Ralph Rucker set individual single-season records in touchdown passes (25), passing yards (2,826), completion percentage (.672), passing completions (244) and total offense (2,922). He also set single-game records in passing yards (437) and touchdown passes (5). Additionally, TJ Cadden set records for punt return touchdowns (2), total return touchdowns (3: 2 PR/1 KR) and tied the record for the longest kickoff return (100 yds.)

Ralph Rucker was the 2024 Patriot League Offensive Player of the Year and Tariq Thomas was the 2024 Patriot League Rookie of the Year. 10 Bison received All-Patriot League Team accolades following the 2024 campaign, with Ralph Rucker IV, Tariq Thomas, Eric Weatherly, TJ Cadden and Sam Milligan earning first team honors and John Ohnegian, Aneesh Vyas, Brad Jamison, Gavin Willis and Matt Schearer earning second team honors. John Ohnegian was the 2024 Patriot League Scholar Athlete of the Year and Bucknell landed four players on the Academic All-Patriot League Team.

In 2019, Cecchini led the Bison to a third-place finish in the Patriot League, their highest placement since they were the 2014 runners-up. Their Patriot League victories came over defending champion Colgate (32-14), rival Lehigh (20-10) and Georgetown (20-17); two of their three league losses came by a touchdown or less. Bucknell faced a grueling non-conference schedule, featuring FBS opponent Temple and three nationally ranked FCS teams; the Bison ultimately finished the year with a 3-8 overall record.

Cecchini's offense set then-school records in completions (229) and passing attempts (426) during the 2019 season. All-Patriot League First Team wide receiver Brandon Sanders became the sixth Bison to make at least 50 catches in a single campaign while quarterback Logan Bitikofer cracked Bucknell's top 10 in single-season completions and single-season passing attempts. Defensively, the Bison excelled, leading the Patriot League in conference action in yards per play allowed (4.4), takeaways (14), sacks (32) and defensive touchdowns (4); they also finished second in total defense (319.7) and rushing defense (96.3).

Following the 2019 campaign, five Bison were recognized on the All-Patriot League Team while two made the Academic All-Patriot League squad. Punter Alex Pechin closed his record-breaking career by capturing numerous awards.

Most notably, he was honored as an All-American by every entity that selects an All-America team, became the first football player to earn three-straight Patriot League Scholar-Athlete of the Year awards, won the inaugural FCS Punter of the Year award and was presented the prestigious STATS FCS Doris Robinson Scholar-Athlete Award.

In 2021, Bucknell faced another challenging schedule highlighted by road games at then No. 11/12 Villanova and FBS opponent Army West Point. The Bison were a young team that sent 30 first-time starters to the field, a group that included two seniors, four juniors, 12 sophomores and 12 freshmen and represented just over 30 percent of the roster. At the conclusion of the season, wide receiver Dominic Lyles, who matched the school standard with three touchdown catches in a tight loss to Georgetown, and safety Brent Jackson, who became the first non-senior to be presented the Bison Gridiron Club Award as Team MVP since 2012, were voted to the Academic All-Patriot League Team.

Bucknell made massive strides defensively during the 2022 season, allowing nearly 10 fewer points per game than the year prior and finishing third in the Patriot League in points allowed per game. The Bison also gave up the fewest passing yards among Patriot League teams and led the league in interceptions. Four Bison landed on the All-Patriot League Team. Highlighting the All-League honorees was Jackson, who received the Bison Gridiron Club Award for a second time after leading the FCS in solo tackles per game.

The 2022 Bison pulled out several dramatic victories, defeating Pennsylvania-rival Lehigh with a last-minute field goal and upending Georgetown on the road in the team's first overtime victory since 2017. Bucknell won its last two games of the season, concluding with a 24-13 win over Marist at home.

The head coach at Valparaiso University from 2014 to 2018, Cecchini has a long track record of building explosive offenses at elite academic institutions. Previously the offensive coordinator at Lehigh, The Citadel and Harvard University, his offenses have shattered school records at his every stop, propelling his teams to a combined seven conference championships. An All-American wide receiver at Lehigh during his playing days in the early 1990s, Cecchini spent 13 of his previous 24 seasons as a coach at his alma mater.

In 2014, Cecchini took over a Valparaiso football program that had won just three games, all against the same opponent, in the four seasons before his arrival. The 2017 campaign saw Valparaiso reach new heights thanks to a potent offense that totaled 330 points and 4,398 yards, both good for second in school history. Picked to finish 10th of 11 teams in the Pioneer Football League, Valparaiso tied for third with a 5-3 record, its most league wins since 1961. Overall, Valparaiso finished above .500, at 6-5, for the first time since 2003.

For guiding Valparaiso's turnaround, Cecchini was a finalist for the American Football Coaches Association's FCS National Coach of the Year and the STATS FCS Coach of the Year awards; he was also voted as the Pioneer Football League Coach of the Year and the AFCA FCS Region 4 Coach of the Year.

Cecchini left Valparaiso as the program's winningest coach through 50 games since 1986. Other highlights of his time at Valparaiso included defeating rival Butler in back-to-back seasons for the first time since 2005, going 4-0 in conference games at Brown Field in 2017 and sending two student-athletes to the 2018 FCS National Bowl, which showcases the FCS's top players.

Before becoming the 17th head football coach in Valparaiso history, Cecchini spent four seasons as the offensive coordinator/quarterbacks coach at Lehigh. During his second stint on the .....

**HEAD COACH DAVE CECCHINI**

Mountain Hawk staff, Cecchini built one of the most proficient and explosive offenses in the nation. In 2011, Lehigh ranked in the FCS's top five in total offense (469.6) and passing offense (340.6) while averaging a Patriot League-best 32.5 points per game. Ten offensive players captured All-Patriot League laurels that season, headlined by Offensive Player of the Year Chris Lum. Lum, who was also the runner-up for the Walter Payton Award, broke the Patriot League's single-season record for passing yards (4,378) and touchdown passes (32). For his role in Lehigh's success, Cecchini was a finalist for the FootballScoop FCS Coordinator of the Year award.

With Cecchini guiding the offense, the Mountain Hawks went a combined 39-9 and won two Patriot League titles. Wide receiver Lee Kurfis led the nation in receiving yards per game (122.8) in 2013 while quarterback Mike Colvin finished fifth nationally in total offense (326.64) the year before. Under Cecchini's watch, four Mountain Hawks garnered All-America honors.

From 2007 to 2009, Cecchini served as The Citadel's offensive coordinator/wide receivers coach. During his first season in Charleston, the Bulldogs finished with their best record in 15 years, bolstered by an offense that set 16 school records, including points per game (39.5) and total offense (437.6). Cecchini mentored wide receiver Andre Roberts, a First Team All-American who set Citadel records in single-season receptions (95), receiving yards (1,334) and touchdown catches (15). Roberts was selected by the Arizona Cardinals in the third round of the 2010 National Football League Draft and played 13 season, earning First Team All-Pro honors in 2018 and Second Team All-Pro honors in 2020 and 2021.

Beginning in 2003, Cecchini spent three seasons as the offensive coordinator/quarterbacks and wide receivers coach at Harvard. His fast-paced offense paid immediate dividends, as the Crimson averaged 461 yards per game during his first campaign, a figure good for fourth nationally. The next season, Harvard went 10-0 and won the Ivy League championship. After the Crimson led the Ivy League in aggregate offense, the AFCA selected Cecchini as its 2005 Mike Campbell Top Assistant Coach Award winner.

Under Cecchini's tutelage, 14 Harvard records fell, including points per game (33.9). Among his charges was quarterback Ryan Fitzpatrick, the 2004 Ivy League Player of the Year who was selected by the St. Louis Rams in the 2005 NFL Draft and spent time with nine different organizations over his 17-season pro career.

Before his tenure in Cambridge, Cecchini spent nine seasons on his alma mater's staff. In 2000, Cecchini's first campaign as offensive coordinator, Lehigh went 11-0 during the regular season and reached the Division I-AA (now FCS) quarterfinals. Following that season, Cecchini was promoted to assistant head coach while retaining his responsibilities as offensive coordinator. In 2001, his up-tempo offense averaged 38.3 points per game, helping the Mountain Hawks secure their second-straight undefeated regular season and championship quarterfinal appearance. In Cecchini's first three seasons directing the offense, Lehigh posted a combined 31-6 record and captured two Patriot League titles.

During his playing days at Lehigh, Cecchini became a consensus First Team All-American after leading the nation in receptions and receiving yards per game in 1993. That season, he set Patriot League records in receptions (88), receiving yards (1,318) and touchdown receptions (15); his 15 touchdown catches remain the Patriot League standard to this day. Cecchini, who was later named to the Patriot League 15th Anniversary Team, graduated from Lehigh in 1995 with a bachelor of science degree in marketing.

Cecchini first joined the Mountain Hawk football staff as a tight ends coach. He also served as a running backs coach, quarterbacks coach and wide receivers coach before being promoted to offensive coordinator. During Cecchini's first stint in Bethlehem, Lehigh averaged more than 350 yards of offense and over 26 points per game.

Cecchini and his wife, Tammy, have two sons: Evan and Will. Tammy serves as Bucknell's head women's tennis coach.

**Personal**

Date of Birth: March 9, 1972  
 Hometown: Bloomington, Minnesota  
 Wife: Tammy (head women's tennis coach at Bucknell)  
 Children: Sons Evan and Will

**Education**

Lehigh University, B.S. in marketing, 1995

**Head Coaching Career**

Year	School	Record	Pct.
2014	Valparaiso	4-8	.333
2015	Valparaiso	1-9	.100
2016	Valparaiso	4-7	.364
2017	Valparaiso	6-5	.545
2018	Valparaiso	2-9	.182
2019	Bucknell	3-8	.273
2021 Spring	Bucknell	2-2	.500
2021	Bucknell	1-10	.091
2022	Bucknell	3-8	.273
2023	Bucknell	4-7	.364
2024	Bucknell	6-6	.500
<b>Totals</b>		<b>36-79</b>	<b>.313</b>

**Coaching Experience**

Years	School	Position
1994-02	Lehigh	Tight Ends (1994) Running Backs (1995) Quarterbacks (1996) Wide Receivers (1997-99) Offensive Coordinator/WR (2000) Assistant Head Coach/ Offensive Coordinator/QB (2001-02)
2003-05	Harvard	Offensive Coordinator/QB/WR
2006-09	The Citadel	Offensive Coordinator/WR
2010-13	Lehigh	Offensive Coordinator/QB
2014-18	Valparaiso	Head Coach
2019-pres.	Bucknell	Head Coach


**Career Highlights**

- Winner of seven conference championships
- 2021 Spring Patriot League Dick Biddle Coach of the Year
- 2021 Spring STATS FCS National Coach of the Year Finalist
- 2017 AFCA FCS National Coach of the Year Finalist
- 2017 STATS FCS National Coach of the Year Finalist
- 2017 FCA FCS Region 4 Coach of the Year
- 2017 Pioneer Football League Coach of the Year
- 2011 FootballScoop FCS Coordinator of the Year
- Coached WR Andre Roberts, a 2010 NFL Draft pick, at The Citadel
- 2005 AFCA Mike Campbell Top Assistant Coach Award
- Coached QB Ryan Fitzpatrick, a 2005 NFL Draft pick, at Harvard
- 1993 consensus First Team All-American as Lehigh wide receiver
- Voted to the Patriot League 15th Anniversary Team


**COACHING STAFF**



**DREW FOLMAR**  
Offensive  
Coordinator



**CHRIS BOWERS**  
Defensive  
Coordinator



**P.J. BARR**  
Assistant  
Coach  
(TE)



**MCNEIL PARKER**  
Assistant Coach  
(DB/ Recruiting  
Coordinator)




**SEAN PEARSON**  
Assistant  
Coach  
(OL)



**KENTWAN BALMER**  
Assistant  
Coach  
(DL)



**JEROME SMITH**  
Assistant  
Coach  
(RB)



**SAM COSTANTINO**  
Assistant  
Coach  
(WR)



**CHASE MURDOCK**  
Assistant  
Coach  
(LB/Special Teams)



**TIM WARREN**  
Strength &  
Conditioning  
Coach

**THE LAST TIME A BUCKNELL TEAM...**

Shut out an opponent .....	Apr. 3, 2021 at Lehigh (6-0)
Was shut out by an opponent .....	Oct. 8, 2022 at Holy Cross (0-57)
Finished a game with a tie score .....	Nov. 14, 1987 vs. Lehigh (21-21)
Scored 40-49 points .....	Nov. 23, 2024 vs. Colgate (48-34)
Scored 50-59 points .....	Nov. 1, 2003 vs. Holy Cross (53-31)
Scored 60-69 points .....	Oct. 24, 1987 vs. Columbia (62-20)
Scored 70-79 points .....	Oct. 10, 1964 vs. Ohio Wesleyan in Newark, Del. (72-0)
<b>Allowed 40-49 points .....</b>	<b>Aug. 30, 2025 at Air Force (13-49)</b>
Allowed 50-59 points .....	Nov. 11, 2023 vs. Georgetown (47-50 OT)
Allowed 60-69 points .....	Nov. 13, 2021 at Army West Point (10-63)
Allowed 70-79 points .....	Nov. 25, 1916 at Georgetown (0-78)
Allowed 80+ points .....	Oct. 8, 1966 at Temple (28-82)
Did not punt .....	Oct. 12, 2024 at Penn (21-31)
Did not commit a turnover .....	Nov. 23, 2024 vs. Colgate (48-34)
Forced five turnovers .....	Oct. 15, 2022 at Yale (4 INT, 1 fumble) (9-29)
Did not commit a penalty .....	Sept. 19, 2009 at Cornell (9-33)
<b>Was penalized for at least 100 yards .....</b>	<b>Sept. 13, 2025 vs. VMI (122) (35-28)</b>
Won an overtime game .....	Sept. 28, 2024 at Lehigh (38-35)
Played an overtime game .....	Sept. 28, 2024 at Lehigh (38-35)
Had two 100-yard rushers in the same game .....	Sept. 26, 2007 vs. Marist (Terrance Wilson 108 & Justin Pulgrano 101) (17-16)
<b>Had two 100-yard receivers in the same game .....</b>	<b>Sept. 13, 2025 vs VMI (Sam Milligan 192 &amp; TJ Cadden 123) (35-28)</b>
Defeated a nationally ranked opponent .....	Oct. 26, 2013 vs. No. 15 Lehigh (48-10)
<b>Played a nationally ranked opponent .....</b>	<b>Sept. 20, 2025 vs #10/10 Lehigh (L, 41-24)</b>
<b>Played an FBS opponent .....</b>	<b>Aug. 30, 2025 at Air Force (13-49)</b>
Won 10 games .....	1997 (10-1)
Won eight games .....	2014 (8-3)
Had a winning season .....	2014 (8-3)

**THE LAST TIME A BUCKNELL PLAYER...**

Had 30 rushing attempts .....	Nov. 12, 2016 (Joey DeFloria (31) at Georgetown, 21-7)
Had 100 yards rushing .....	Nov. 2, 2024 (Tariq Thomas (141) vs. Lafayette, 21-14)
Had 200 yards rushing .....	Nov. 12, 2011 (Tyler Smith (204) at Fordham, 21-0)
Had a 70+ yard run .....	Oct. 15, 2022 (Rushawn Baker (75) at Yale, 9-29)
Had five rushing touchdowns .....	Nov. 13, 2004 (Daris Wilson vs. Colgate, 42-7)
<b>Completed a 50+ yard pass .....</b>	<b>Sept. 13, 2025 (Ralph Rucker IV to Sam Milligan(59) vs Lehigh (L, 41-24)</b>
<b>Had five passing touchdowns .....</b>	<b>Sept. 13, 2025 Ralph Rucker (5) vs VMI (W, 35-28)</b>
Had 30 completions .....	Nov. 23, 2024(Ralph Rucker (31)vs. Colgate (48-34)
Had 50 passing attempts .....	Nov. 23, 2019 (Logan Bitikofer (50) at Fordham, 14-31)
<b>Had 300 yards passing .....</b>	<b>Sept. 13, 2025 Ralph Rucker (405) vs VMI (W, 35-28)</b>
<b>Had 100 yards receiving .....</b>	<b>Sept. 15, 2025 (Milligan (109)) vs Lehigh (L, 41-24)</b>
Had 200 yards receiving .....	Oct. 11, 2014 (Will Carter (246) at Lehigh, 45-24)
Had 10 receptions .....	Nov. 23, 2024 (Eric Weatherly (11) vs. Colgate (48-34)
Had 15 receptions .....	Nov. 18, 2023 (Damian Harris (15) vs. Colgate (48-34)
<b>Had two touchdown receptions .....</b>	<b>Sept. 13, 2025 (Sam Milligan (4) vs. VMI, 35-28)</b>
Made a 40-yard field goal .....	Nov. 23, 2024 (Matt Schearer (44) vs. Colgate (48-34)
Made a 50-yard field goal .....	Nov. 12, 2022 (Matt Schearer (50) at Georgetown, 24-21 OT)
Had three field goals in a game .....	Nov. 12, 2022 (Matt Schearer at Georgetown, 24-21 OT)
Passed for a two-point conversion .....	Nov. 4, 2023 (Ralph Rucker to Damian Harris at Fordham, 21-27)
Rushed for a two-point conversion .....	Nov. 11, 2023 (Ralph Rucker vs. Georgetown, 47-50 OT)
<b>Made 5+ extra points .....</b>	<b>Sept. 13, 2025 (Matt Schearer (5) vs. VMI, 35-28)</b>
Made 10+ extra points .....	Oct. 10, 1964 (Mike Seigfried vs. Ohio Wesleyan in Newark, Del., 72-0)
Had 10+ punts .....	Oct. 19, 2019 (Alex Pechin (11) at Towson, 7-56)
Had an 80+ yard punt .....	Sept. 22, 1984 (Mike Morrow (80) at Northeastern, 33-34)
Returned a punt for a touchdown .....	Sept. 21, 2024 (TJ Cadden (73) vs. Marist, 34-18)
Returned a kickoff for a touchdown .....	Sept. 28, 2024 (TJ Cadden (100) at Lehigh, 38-35 OT)
Returned an interception for a touchdown .....	Sept. 28, 2024 (Aaron Davis (79) at Lehigh, 38-35 OT)
Returned a fumble for a touchdown .....	Nov. 23, 2019 (Rick Mottram (5) at Fordham, 14-31)
Returned a blocked punt for a touchdown .....	Oct. 13, 2018 (Gerrit Van Itallie (0) at Monmouth, 19-36)
Recorded 3+ interceptions in a game .....	Nov. 20, 2004 (Dante Ross at Duquesne, 30-20)
Forced two fumbles in a game .....	Oct. 16, 2021 (Ben Allen at Fordham, 22-66)
Recovered two fumbles in a game .....	Nov. 9, 2024 (Gavin Willis vs. Fordham, 28-27)
Had 15 tackles in a game .....	Oct. 19, 2024 (Gavin Willis (19) vs. Cornell, 21-34)
Had 20 tackles in a game .....	Aug. 30, 2014 (Evan Byers (23) at VMI, 42-38)
Had two sacks in a game .....	Sept. 28, 2024 (Gavin Willis at Lehigh, 38-35 OT)
Had three sacks in a game .....	Nov. 23, 2019 (Grayson Cherubino at Fordham, 14-31)
Had four sacks in a game .....	Nov. 18, 2017 (Simeon Page at Fordham, 9-20)
Had four tackles for a loss in a game .....	Nov. 9, 2024 (Gavin Willis vs. Fordham, 28-27)
<b>Blocked a punt .....</b>	<b>Sept. 13, 2025 (Owen Garwood vs. VMI, 35-28)</b>
Blocked an extra point attempt .....	Nov. 16, 2024 (Gavin Willis at Holy Cross, 38-40)
Blocked a field goal attempt .....	Nov. 16, 2024 (Gavin Willis at Holy Cross, 38-40)
Recorded a safety .....	Nov. 19, 2016 vs. Fordham (22-36)

\*Bold- Happened in the 2025 season\*

**BUCKNELL'S RECORD WHEN...**

Home .....	1-1
Away .....	1-1
Patriot League .....	0-1
Ranked Opponent .....	0-1
Leading after one quarter .....	1-0
Trailing after one quarter .....	0-2
Tied after one quarter .....	1-0
Leading at halftime .....	2-0
Trailing at halftime .....	0-2
Tied at halftime .....	0-0
Leading after three quarters .....	2-0
Trailing after three quarters .....	0-2
Tied after three quarters .....	0-0
Games decided in overtime .....	0-0
Bison score first .....	2-0
Opponent scores first .....	0-2
Bison lead in time of possession .....	1-0
Opponent leads in time of possession .....	1-2
Bison run more plays .....	1-0
Opponent runs more plays .....	1-1
Tied number of plays .....	0-1
Bison run at least 65 plays .....	1-0
Bison run fewer than 65 plays .....	1-1
Bison rush for 200+ yards .....	0-0
Opponent rushes for 200+ yards .....	0-2
Bison pass for 200+ yards .....	2-1
Opponent passes for 200+ yards .....	2-0
Bison have 400+ total yards .....	2-0
Opponent has 400+ total yards .....	1-2
Bison win turnover battle .....	0-0
Opponent wins turnover battle .....	1-2
Bison force at least two turnovers .....	0-0
Opponent forces at least two turnovers .....	0-1
Bison commit no turnovers .....	0-0
Opponent commits no turnovers .....	1-2
Game is decided by more than 10 points .....	1-2
Game is decided by 10 or fewer points .....	1-0
Bison score 25 or more points .....	2-0
Opponent scores 25 or more points .....	1-2
Bison held under 25 points .....	0-2
Opponent held under 25 points .....	1-0
Day games .....	2-1
Night games .....	0-1
Games following a win .....	1-1
Games following a loss .....	1-0

**FCS PLAYER RANKINGS**

Individual (Top 30)	Rank	No./Avg.
TJ Cadden (All-Purpose)	29th	116.00
TJ Cadden (Combined Kick Returns)	29th	180.00
Ralph Rucker IV (Completion Percentage)	15th	.699
Ralph Rucker IV (Completions/Game)	T-26th	18.00
Ralph Rucker IV (Passing Efficiency)	9th	174.05
Ralph Rucker IV (Passing TD's)	T-10th	8
Ralph Rucker IV (Passing Yards)	8th	1058
Ralph Rucker IV (Passing Yards/Game)	8th	264.50
Ralph Rucker IV (Points Responsible For)	T-12th	60
Ralph Rucker IV (Points Responsible For/Game)	T-15th	15.0
Ralph Rucker IV (Total Offense)	15th	279.2
Ralph Rucker IV (Yards Per Pass Attempt)	5th	10.27
Matt Schearer (Field Goal Percentage)	T-1st	1.00
Matt Schearer (Field Goals Per Game)	T-18th	1.25
Sam Milligan (Receiving TD's)	T-4th	5
Sam Milligan (Receiving Yards)	4th	429
Sam Milligan (Receiving Yards/Game)	6th	107.2
Sam Milligan (Total Touchdowns)	T-18th	5
Sam Milligan (Yards Per Reception)	14th	22.58

INSIDE THE SERIES

BUCKNELL



VS.



SAINT FRANCIS

TALE OF THE TAPE

BUCKNELL

2-2  
 0-1 PL  
 371.3 (49th)  
 96.0 (107th)  
**275.3 (17th)**  
**173.29 (10th)**  
 26.5 (49th)  
**.933 (18th)**  
 445.0 (98th)  
 206.5 (98th)  
 35.3(87th)  
 .917 (90th)  
**38.68 (28th)**  
 9.50 (40th)  
 15.09 (107th)  
 -1.00 (104th)  
 28:00 (98th)  
 .388 (53rd)  
 .431 (80th)  
 .833 (11th)  
 .545 (67th)  
 6.00 (51st)  
 62.00 (89th)

Overall Record  
 League/Conference Record  
 Total Offense  
 Rushing Offense  
 Passing Offense  
 Passing Efficiency  
 Scoring Offense  
 Red Zone Offense  
 Total Defense  
 Rushing Defense  
 Scoring Defense  
 Red Zone Defense  
 Net Punting  
 Punt Returns  
 Kickoff Returns  
 Turnover Margin  
 Time of Possession  
 Third Down Conversion Pct.  
 Third Down Conversion Pct. Defense  
 Fourth Down Conversion Pct.  
 Fourth Down Conversion Pct. Defense  
 Fewest Penalties Per Game  
 Fewest Penalty Yards Per Game

SAINT FRANCIS

0-4  
 0-1 NEC  
 196.0 (123rd)  
 48.8 (125th)  
 147.3 (103rd)  
 98.91 (112th)  
 5.8 (T-125th)  
 .571 (T-119th)  
 405.3 (80th)  
 271.8 (124th)  
 30.0 (67th)  
 .739 (30th)  
 32.55 (106th)  
 4.60 (89th)  
 10.85 (122nd)  
 -1.50 (T-118th)  
 28:27 (89th)  
 .167 (126th)  
 .475 (103rd)  
 .500 (T-56th)  
 .667 (T-87th)  
 7.50 (T-99th)  
 59.75 (85th)

FCS rank in parenthesis  
 Top-30 marks in bold

ABOUT SAINT FRANCIS

FOOTBALL INFORMATION

Head Coach: Chris Villarrial  
 Conference: NEC  
 Stadium: DeGol Field  
 Capacity: 3,500  
 2025 Record: 0-4  
 2025 Conference Record: 0-1

GENERAL INFORMATION

Location: Loretto, Pa.  
 Founded: 1847  
 Enrollment: 3,185  
 Nickname: Red Flash  
 Colors: Red and White  
 President: Rev. Malachi Van Tassel  
 Athletic Director: Jim Brazill  
 Website: sfuathletics.com

SAINT FRANCIS AT A GLANCE

- Saint Francis enters the contest 0-4 overall and 0-1 in the NEC.
- The Red Flashes are coming off of a 39-10 loss to Delaware State. Brenden Hodge registered six catches for 134 yards, while Nick Whitfield Jr. was 25-for-35 for 265 yards passing. Geno Calgaro paced the defense with 11 tackles.
- Raphael Ekechi leads Saint Francis in rushing with 25 attempts for 93 yards.
- Nick Whitfield Jr. is 64-of-104 for 571 yards, one touchown and five interceptions.
- Brenden Hodge leads the Red Flashes in receiving with four receptions for 159 yards.
- Geno Calgaro leads Saint Francis' defensive efforts with 47 total tackles (24 solo and 23 assisted). He has 5.5 tackles for loss on the season.
- Aidan Cirulli has 28 punts for 1,150 yards on the season. His average punt is 41.07 yards and his longest is 64-yards. Cirulli has had two touchbacks five fair cathces, six punts inside the 20-yard line and six punts over 50-yards long.
- Mac Plummer is 1-for-2 on field goals with his season long being a 22-yarder. Plummer has also had one kickoff for 65-yards that resulted in a touchback.
- Eli Tucker has had seven kickoffs for 419 yards. He averages 60.5 yards per kickoff and has had four touchbacks.

SERIES INFORMATION

Series record.....	N/A
Last 10 meetings.....	N/A
First meeting.....	N/A
Last meeting.....	N/A
Record at home.....	N/A
Record on road.....	N/A
Record at neutral site.....	N/A
Winning Streak.....	N/A
Last meeting in Lewisburg.....	N/A
Last meeting in Loretto.....	N/A
Last Bison win .....	N/A
Last Red Flash win.....	N/A

## BISON CAREER HIGHS

**NATE ANDERSON (17)****WR | JR | 6-0 | 185**

Receptions: 8 at Holy Cross (11/16/24)  
 Receiving Yards: 80 at Holy Cross (11/16/24)  
 Long Reception: 47 at Navy (8/31/24)  
 Receiving Touchdowns: 2 vs. Fordham (11/9/24)

**BRANDON BIAGIARELLI (10)****LB | SO | 6-3 | 226**

Tackles: 10 at Marist (9/6/25)  
 Tackles for Loss: 2 vs. Marist (9/21/24)  
 Sacks: 2 vs. Marist (9/21/24)

**JACK BOHM-SQUICCIARINI (81)****TE | SO | 6-4 | 234**

Receptions: 1 at Marist (9/6/25)  
 Receiving Yards: 11 at Marist (9/6/25)

**AJ BOSCH (85)****WR | SO | 5-7 | 165**

Receptions: 1 at Marist (9/6/25)  
 Receiving Yards: 9 at Marist (9/6/25)  
 Tackles: 1 vs. Colgate (11/1/24)

**ALEX BROWN (8)****WR | SR | 6-3 | 205**

Tackles: 3 at Georgetown (10/26/24)  
 Passing Attempts: 9 vs. Fordham (11/5/22)  
 Passing Completions: 5 vs. Fordham (11/5/22)  
 Passing Yards: 62 vs. Colgate (10/29/22)  
 Long Pass: 40 vs. Fordham (11/5/22)  
 Rushing Attempts: 11 vs. Colgate (10/29/22)  
 Rushing Yards: 39 vs. Colgate (10/29/22)  
 Long Rush: 14 at Holy Cross (10/8/22)  
 Receptions: 1 at Lafayette (9/30/23) / at Marist (9/6/25)  
 Receiving Yards: 7 at Marist (9/6/25)

**LOGAN BUSH (0)****RB | SO | 5-10 | 208**

Rushing Attempts: 4 vs. Marist (9/21/24)  
 Rushing Yards: 13 vs. Marist (9/21/24)  
 Long Rush: 5 vs. Marist (9/21/24)  
 Rushing Touchdowns: 1 vs. Cornell (10/19/24)

**LOGAN BUSSON (22)****LB | FR | 6-2 | 215**

Tackles: 7 at Marist (9/6/25)  
 Interceptions: 1 at Marist (9/6/25)

**MICHAEL CADDEN (26)****RB | SO | 5-10 | 190**

Rushing Attempts: 8 vs. Fordham (11/9/24)  
 Rushing Yards: 71 vs. Marist (9/21/24)  
 Long Rush: 32 vs. Marist (9/21/24)  
 Rushing Touchdowns: 1 at Navy (8/31/24) / at Marist (9/6/25)  
 Receptions: 2 at Air Force (8/30/25)  
 Receiving Yards: 24 at Air Force (8/30/25)  
 Long Reception: 16 at Air Force (8/30/25)

**TJ CADDEN (21)****WR | JR | 6-0 | 195**

Receptions: 7 vs. Cornell (10/19/24) / at Marist (9/6/25)  
 Receiving Yards: 123 vs VMI (9/13/25)  
 Receiving Touchdowns: 1, 4X (last vs VMI (9/13/25))  
 Long Reception: 59 vs VMI (9/13/25)  
 Punt Returns: 4 at VMI (9/7/24)  
 Punt Return Yards: 78 vs. Marist (9/21/24)  
 Long Punt Return: 73 (TD) vs. Marist (9/21/24)  
 Punt Return Touchdowns: 1, 2X (last vs. Marist, 9/21/24)  
 Kickoff Returns: 3 at Marist (9/6/25)  
 Kick Return Yards: 117 at Lehigh (9/28/24)  
 Long Kick Return: 100 (TD) at Lehigh (9/28/24)

**WILLIAM CANEER (30)****DL | JR | 6-3 | 238**

Tackles: 7 vs. Cornell (10/19/24)  
 Forced Fumbles: 1 vs. Lafayette (11/2/24)  
 Tackles for Loss: 2 at Lehigh (9/28/24)  
 Sacks: 1 vs. Cornell (10/19/24)

**DREW CORMIER (11)****S | JR | 6-1 | 200**

Tackles: 7 at Marist (9/6/25)

**ZACHARY CORNA (37)****S | FR | 6-0 | 195**

Tackles: 12 vs VMI (9/13/25)

**AARON DAVIS (6)****CB | SR | 5-11 | 190**

Tackles: 7 vs. Marist (9/21/24)  
 Interceptions: 1 (3x), (last vs. Cornell, 10/19/24)  
 Pass Breakups: 4 vs. Lafayette (11/2/24)  
 Long INT Return: 79 (TD) at Lehigh (9/28/24)

**DARIUS DAY (34)****S | SO | 5-11 | 185**

Tackles: 2 vs. Marist (9/21/24) / at Marist (9/6/25)  
 Pass Breakups: 1 vs. Marist (9/21/24)

**LUKE FREEMAN (2)****S | SR | 6-2 | 225**

Tackles: 2 (3x) (last at Air Force 8/30/25)

**JUAN GARANTON (96)****K | SO | 5-11 | 170**

Kickoffs: 7 at Marist (9/6/25)  
 Kickoff Yards: 426 at Marist (9/6/25)

**OWEN GARWOOD (16)****WR | JR | 6-2 | 193**

Receptions: 2 at Air Force (8/30/25)  
 Receiving Yards: 17 at Air Force (8/30/25)  
 Blocked Punt: 1 vs VMI (9/13/25)

**JOSH GARY (3)****WR | SR | 5-11 | 210**

Receptions: 13 at Penn (10/12/24)  
 Receiving Yards: 139 at Colgate (10/28/23)  
 Receiving Touchdowns: 2 at VMI (9/7/24)  
 Long Reception: 49 at Colgate (10/28/23)  
 Kickoff Returns: 1, 4X (last at Lehigh 9/28/24)  
 Long Kickoff Return: 88 vs. Lehigh (10/21/23)  
 Kickoff Return TDs: 1 vs. Lehigh (10/21/23)

**BRAD GERKEN (38)****S | JR | 5-11 | 210**

Tackles: 7 vs. Georgetown (11/11/23)  
 Pass Breakups: 1, 3X (last at Marist, 11/18/23)  
 Tackles for Loss: 1 vs. Georgetown (11/11/23)  
 Sacks: 1 vs. Georgetown (11/11/23)  
 Fumble Recoveries: 1 at Fordham (11/4/23)

**DEUCE GETER (4)****S | JR | 6-1 | 214**

Tackles: 13 at Marist (9/6/25)  
 Sacks: 1 at Air Force (8/30/25)  
 Pass Breakups: 1, 3 times (last vs. Lehigh, 10/21/23)

**JACK GOHEEN (47)****LB | SR | 6-2 | 236**

Tackles: 7 vs. Lehigh (10/21/23)  
 Tackles for Loss: 0.5 at Fordham (11/4/23)  
 Pass Breakups: 1 at Colgate (10/28/23)

**NICK HOYING (23)****S/LB | JR | 6-0 | 207**

Tackles: 12 vs. Lafayette (11/2/24)  
 Tackles for Loss: 3 vs. Marist (9/21/24)  
 Sacks: 1.5 vs. Fordham (11/9/24)  
 Pass Breakups: 1 at VMI (9/7/24)  
 Interceptions: 1 at Navy (8/31/24)

**JACK INSERRA (57)****DL | JR | 6-2 | 235**

Tackles: 3 at Marist (9/6/25)

**CHARLIE KREINBUCHER (82)****TE | SR | 6-5 | 260**

Receptions: 4 (3x), (last vs. Colgate 11/23/24)  
 Receiving Yards: 43 vs. Fordham (11/5/22)  
 Long Reception: 34 vs. Fordham (11/5/22)  
 Receiving Touchdowns: 1 (4x), (last vs. Marist, 9/21/24)  
 Punt Blocks: 1 at Fordham (11/4/23)

**DAVID LOGRASSO (64)****DL | JR | 6-2 | 315**

Tackles: 5 at Marist (9/6/25)

**CHARLIE MEEHLEIB (35)****DL | SO | 6-4 | 232**

Tackles: 4 vs VMI (9/13/25)

**SAM MILLIGAN (84)****WR | JR | 6-3 | 220**

Receptions: 7 vs VMI (9/13/25)  
 Receiving Yards: 192 vs VMI (9/13/25)  
 Long Reception: 45 vs VMI (9/13/25)  
 Receiving Touchdowns: 4 vs VMI (9/13/25)  
 Kickoff Returns: 2 vs. Georgetown (11/11/23)  
 Kickoff Return Yards: 19 vs. Georgetown (11/11/23)  
 Long Kickoff Return: 11 vs. Georgetown (11/11/23)  
 Punt Returns: 1 vs. Georgetown (11/11/23)  
 Punt Return Yards: 3 vs. Georgetown (11/11/23)  
 Long Punt Return: 3 vs. Georgetown (11/11/23)

**RALPH RUCKER (10)****QB | 5TH | 6-0 | 210**

Passing Attempts: 48 at Fordham (11/4/23)  
 Passing Completions: 34 at Holy Cross (11/16/24)  
 Passing Yards: 437 vs Colgate (11/23/24)  
 Passing Touchdowns: 5 (3x), (last vs VMI, 9/13/25)  
 Long Pass: 74 vs. Colgate (11/23/24)  
 Rushing Attempts: 15 vs. VMI (9/9/23)  
 Rushing Yards: 47 vs. VMI (9/9/23)

**BISON CAREER HIGHS**

**MATT SCHEARER (62)**

**K | JR | 5-11 | 170**

Field Goals: 3 at Georgetown (11/12/22)  
 Long Field Goal: 50 at Georgetown (11/12/22)  
 PATs Made: 5 (3x) (last vs VMI, 9/13/25)  
 Punts: 7 at Georgetown (10/26/24)  
 Punt Yards: 286 at Georgetown (10/26/24)  
 Punting Average: 50.0 vs. Merrimack (9/14/24)  
 Long Punt: 63, 2X (last at VMI, 9/7/24)  
 Punts Inside 20: 3 at Georgetown (10/26/24)

**DANIEL SIERK (92)**

**DL | SR | 6-5 | 285**

Tackles: 2 vs Fordham (11/09/24)

**TY STAUFFER (6)**

**RB | SO | 5-10 | 202**

Rushing Attempts: 3 at Marist (9/6/25)  
 Rushing Yards: 14 at Marist (9/6/25)  
 Long Rush: 5 at Marist (9/6/25)

**TARIQ THOMAS (7)**

**RB | SO | 5-11 | 185**

Rushing Attempts: 29 vs. Lafayette (11/2/24)  
 Rushing Yards: 141 vs. Lafayette (11/2/24)  
 Rushing TDs: 2 (3x) (last at at Marist (9/6/25)  
 Long Rush: 47 vs. Cornell (10/19/24)  
 Receptions: 2 (6x), (last vs Colgate, 11/23/24)  
 Receiving Yards: 13 (3x) (last vs Colgate, 11/23/24)  
 Long Reception: 10 at Lehigh (9/28/24)  
 Kickoff Returns: 3 at Navy (8/31/24)  
 Kickoff Return Yards: 58 at Navy (8/31/24)  
 Long Kickoff Return: 29 at Navy (8/31/24)

**TAKAI WHITMORE (14)**

**CB | JR | 5-11 | 180**

Tackles: 6 at Marist (9/6/25)  
 Forced Fumbles: 1 at Georgetown (10/26/24)

**TERIAN WILLIAMS II (9)**

**CB | SR | 5-11 | 190**

Tackles: 13 at Marist (9/6/25)  
 Tackles for Loss: 1, 3X (last at Marist (9/6/25)  
 Sacks: 1 2X (last at Marist, 9/6/25)  
 Interceptions: 1 at Navy (8/31/24)  
 Pass Breakups: 2 at Marist (9/6/25)

2025 GAME REPORTS: GAME ONE AT AIR FORCE

<b>AIR FORCE</b>	<b>14</b>	<b>14</b>	<b>14</b>	<b>7</b>	<b>49</b>
<b>BUCKNELL</b>	<b>0</b>	<b>3</b>	<b>3</b>	<b>3</b>	<b>13</b>

Aug. 30, 2025 >> Colorado Springs, Colo. >> Falcon Stadium >> 3:30 p.m. ET



Bucknell Football Drops Season Opener at Air Force

Cade Harris rushed for two touchdowns and caught another to lead Air Force to a weather-delayed 49-13 win over Bucknell in the season openers for both teams on Saturday before 30,207 fans at Falcon Stadium.

Ralph Rucker IV completed 10 of 18 passes for 126 yards and a touchdown, and Tariq Thomas had a good day on the ground with 80 yards on 18 carries, but the Bison dropped their opener on the road against a Football Bowl Division (FBS) team for the third year in a row.

"Our players are smart, and they know we played a really good football team today," said head coach Dave Cecchini. "Physically, we played with them at times, but we weren't able to sustain it for the whole game. Our first step is to fix the assignment errors where it doesn't matter who you're playing. We have an opportunity to get better from week one to week two, and that will be our focus."

Known more for its potent option running attack, Air Force opened up a big first-half lead thanks to its passing game. The Bison defense forced a punt on the first series of the game, but the Falcons cashed in with an 80-yard touchdown march on their second drive. Bucknell's secondary bit on the run, and Josh Johnson found a wide-open Quin Smith for a 40-yard scoring pass at the 6:22 mark of the first quarter.

After a punt, Liam Szarka completed passes of 18 and 29 yards to set up a Harris 9-yard touchdown run with 2:31 left in the opening stanza.

Bucknell answered with a terrific 11-play, 75-yard touchdown drive, culminating with Rucker's 12-yard strike to Sam Milligan on a slant pattern. Earlier in the drive, Nate Anderson drew a pass interference penalty in the end zone on third-and-9 to set the Bison up with a first-and-goal.

Air Force came right back with a matching 11-play, 75-yard touchdown drive. This time, the Falcons gobbled up all the yardage on the ground. Fullback Dylan Carlson started the series with a 17-yard run, and he finished it off with a dive across the goal line from the 2 to make it 21-7 with 7:14 left in the second quarter.

Bucknell made two first downs on its next drive, one on the first career catch from tight end Jack Bohm-Squiccianni, but Roger Jones picked off a pass at the Air Force 38-yard line to end the threat. One play later, Johnson came back in at quarterback and connected with Harris on a 62-yard bomb to make it 28-7.

The defense came up with a big stop to keep it a three-score game at the end of the half. A Deuce Geter sack and a Brandon Biagiarelli QB pressure forced a 42-yard field goal attempt, which was pushed wide to the right in the final 20 seconds.

The Bison received the second-half kickoff and went for it on fourth-and-inches from their own 34. Rucker appeared to have the first down on the quarterback sneak, but as he drove the pile, Mikhail Seiken ripped the ball out, and Corey Johnson returned the fumble for a backbreaking touchdown. Harris then scored his third touchdown of the day on an 8-yard run one play after a shanked punt, and suddenly the Falcons led 42-7 only 3:26 into the second half.

Some good, hard running from Thomas and Michael Cadden led to Matt Schearer's 37-yard field goal with 5:49 left in the third quarter. Rucker's TD pass to Josh Gary was waved off on an offensive pass interference penalty, but the Bison still managed points on a long 12-play drive that took 5:45 off the clock. That was the last play before the game was delayed about 45 minutes due to lightning.

Air Force won its fifth straight game dating back to last season. The Falcons used three quarterbacks in the game, and Johnson and Szarka combined to complete 6 of 9 passes for 159 yards and two touchdowns. Harris led a balanced rushing attack with 66 yards on eight carries. Air Force totaled 270 yards on the ground.

Seven different Bucknell receivers caught passes, with Milligan, Michael Cadden, and TJ Cadden grabbing two apiece. Sophomore quarterback Christopher Dietrich saw his first action and completed all six of his passes on a 13-play drive that culminated with Schearer's second field goal of the day, this one from 39 yards with 44 seconds remaining.

Biagiarelli paced the defense with eight tackles, all solo, while Geter and Terian Williams II tallied six each.

"A lot of our mistakes were self-inflicted, and we will go back and look at those and correct them," said Cecchini. "The start of the second half was not Bison Football, but we came back after the delay with a lot of younger guys on the field and put together a good drive. There were a lot of positives to take from this. We'll build on the negatives and be ready to take on Marist next week."

Bucknell heads back on the road next Saturday to face the Red Foxes at 1 p.m. Then the Bison will play their next four at home, starting with VMI on Sept. 13 at 3:30 p.m.

Team Statistics	BU	AF
FIRST DOWNS	18	23
Rushing	6	18
Passing	9	4
Penalty	3	1
NET YARDS RUSHING	97	267
Attempts	38	51
Avg. Per Rush	2.6	5.2
Rushing TDs	0	4
Yards Gained	126	276
Yds. Lost	29	9
NET YARDS PASSING	169	159
Comp. - Att. - Int.	16-24-1	6-9-0
Avg. / Att.	7.0	17.7
Avg. / Comp.	10.6	26.5
TDs	1	2
TOTAL OFFENSE YARDS	266	426
Plays	62	60
Avg. / Play	4.3	7.1
Fumbles - Lost	1-1	0-0
Penalties - Yards	6-50	5-56
PUNTS-YARDS	4-128	1-43
Avg. / Punt	32	43
Net / Punt	25.3	43.0
Inside 20	0	1
50+ Yards	1	0
Touchbacks	1	0
Fair Catch	1	0
KICKOFFS-YARDS	4-255	8-516
Avg. Yards / Kickoff	63.8	64.5
Net Yards / Kickoff	48.8	49.3
Touchbacks	3	5
Fair Catch	20	46
RETURNS		
Punt: Total - Yards - TDs	0-0-0	1-7-0
Punt: Avg. / Return	NaN	7.0
Kickoff: Total - Yards - TDs	1-22-0	0-0-0
Kickoff: Avg. / Return	22.0	NaN
INT: Total - Yards - TDs	0-0-0	1-3-0
Fumble: Total - Yards - TDs	0-0-0	1-34-1
MISCELLANEOUS		
Miscellaneous Yards	0	0
Possession Time	28:22	31:38
1st Quarter	7:20	7:40
2nd Quarter	6:17	8:43
3rd Quarter	9:05	5:55
4th Quarter	5:40	9:20
3rd Down Conversions	3 of 11	6 of 9
4th Down Conversions	1 of 2	1 of 1
Red-Zone Scores-Chances	3-3	4-4
Touchdowns	1-3	4-4
Field Goals	2-3	0-4
Sacks: Total - Yards	1-4	6-29
PAT: Total - Made	1-1	7-7
Field Goals: Total - Made	2-2	0-1

SCORING SUMMARY

Bucknell (0-1, 0-0) -vs- Air Force (1-0, 0-0)  
08/30/2025 at USAFA, Colorado (Falcon Stadium)

Date: 08/30/2025  
Site: USAFA, Colorado (Falcon Stadium)  
Attendance: 30,207

Score By Quarters	1st	2nd	3rd	4th	Total
BU	0	7	3	3	13
AF	14	14	14	7	49

Scoring Summary

Qtr	Time	Scoring Play	BU	AF
1st	06:22	AF - Smith,Quin 40 yd pass from Johnson,Josh (Medina,Jacob kick) 6 plays, 80 yards, TOP 02:47	0	7
1st	02:28	AF - Harris,Cade 9 yd run (Medina,Jacob kick), 5 plays, 61 yards, TOP 02:25	0	14
		BU - Milligan,Sam 12 yd pass from Rucker IV,Ralph (Schearer,Matt kick) 11 plays, 75 yards, TOP 04:34	7	14
2nd	07:14	AF - Carson,Dylan 2 yd run (Medina,Jacob kick), 11 plays, 75 yards, TOP 05:40	7	21
2nd	04:41	AF - Harris,Cade 62 yd pass from Johnson,Josh (Medina,Jacob kick) 1 plays, 62 yards, TOP 00:09	7	28
3rd	13:04	AF - Johnson,Korey 34 yd fumble recovery (Medina,Jacob kick)	7	35
3rd	11:34	AF - Harris,Cade 8 yd run (Medina,Jacob kick), 1 plays, 8 yards, TOP 00:06	7	42
3rd	05:49	BU - Schearer,Matt 37 yd field goal 12 plays, 55 yards, TOP 05:45	10	42
4th	06:24	AF - Martin,Maguire 1 yd run (Tubbs,Reagan kick), 17 plays, 75 yards, TOP 14:25	10	49
4th	00:44	BU - Schearer,Matt 39 yd field goal 13 plays, 53 yards, TOP 05:40	13	49

Kickoff Time: 01:32 PM End of Game: 05:07 PM Duration: 03:34  
Referee: Reed,Gary Line Judge: Smith,Derek Side Judge: Moku,Duane Umpire: Tucker,Rod  
Back Judge: Wirfel,Brian Score Keeper: Linesman: Marks,Rob Field Judge: Smith,Toreland  
Wind: N 0mph Weather: Sunny

2025 GAME REPORTS: GAME TWO AT MARIST

<b>MARIST</b>	<b>0</b>	<b>14</b>	<b>3</b>	<b>6</b>	<b>23</b>
<b>BUCKNELL</b>	<b>10</b>	<b>7</b>	<b>3</b>	<b>14</b>	<b>34</b>

Tariq Thomas Rushes for Two Touchdowns in the Bison's 34-23 Win Over Marist

The Bison football team found their first victory of 2025 at Marist on Saturday with a 34-23 win. Tariq Thomas led the offensive charge as he rushed for 77 yards and two touchdowns. Ralph Rucker IV went 18-of-23 for 236 yards through the air, and TJ Cadden (104 yards) and Sam Milligan (87 yards) both broke their career records in receiving yards. Freshman Logan Busson recorded his first career interception in the first half, and Terian Williams II and Deuce Geter paced the defense with 13 tackles each.

Outside of the normal for Bucknell, all four Bison touchdowns came on the ground. Alongside Thomas' two, Rucker and Michael Cadden each found their way into the end zone. Matt Schearer went 2-for-2 in field goals to round out the score.

"It's a team sport and all 11 guys on offense, defense, and special teams were firing on all cylinders," said head coach Dave Cecchini. "Tariq did a phenomenal job right from the get-go. Hats off to our offensive line, they did a great job protecting Ralph even with a lot of blitzes."

Marist won the toss and elected to receive the ball in the first quarter, but the Bison defense came out explosively and forced a quick three-and-out to start the game. Bucknell's offense then took the field and continued the trend with a six-play, 53-yard touchdown drive, culminating with a 15-yard rush by Rucker into the end zone to put the Bison on the board first.

The Red Foxes offense found its way to the Bucknell 47-yard line thanks to four straight passes from quarterback Sonny Mannino, but the Bucknell defense struck once again. Busson read the route and picked off Mannino's pass and ran it back to the Marist 40-yard line.

"I was just dropping to my curl and I saw the quarterback's eyes go back in so I cut back inside and got it," said Busson. "I am new to playing inside linebacker, so I am just trusting my coaches and giving 100% all the time."

Thomas opened the offensive drive with a 36-yard rush, but the Marist defense locked down and forced the Bison to settle for a field goal. Schearer nailed the 22-yarder to give the Bison a 10-0 lead.

Marist's offense played aggressively as they attempted to convert on two fourth downs within their third drive; the first was successful, but the passing attempt on 4th and 10 went incomplete, forcing a turnover on downs.

The Bison took the 10-0 lead into the second quarter, as they were driving down the field. Bucknell started the second on the Marist 14-yard line. Rucker rolled out of the pocket to avoid a sack and attempted to pass the ball into the end zone, but Nate Robinson Jr. was sitting on the pass and picked it off to get Marist out of a tricky situation.

The interception was followed up by each team going three and out. On the Red Foxes' fourth offensive drive of the game, however, momentum shifted in their favor. Starting at the Marist 20-yard line, the offense put together a seven-play, 80-yard touchdown drive, which culminated with a one-yard rush into the end zone by Tristan Shannon to make it a three-point game.

The Bison followed up Marist's touchdown drive with one of their own. A nine-play, 80-yard drive that was highlighted by a Milligan 36-yard catch and a fully stretched out TJ Cadden 12-yard catch. Finishing the drive was Thomas, who rushed four yards into the end zone for the score.

Marist was holding on with under four minutes left in the first half as they used the rest of the clock to drive down the field. With 15 seconds left in the half, Sonny Mannino made a one-yard pass into the end zone to Connor Hulstein to cut the Bison lead to three.

Coming out of the half, both teams' defensive sides were able to adapt, which left the beginning of the third quarter scoreless as both teams had unsuccessful drives. The Bison broke the drought with a 32-yard Schearer field goal to make it a 20-14 game with 5:10 left in the third quarter.

Bucknell's defense then came up big to limit Marist to a field goal and maintain the lead. After the Red Foxes drove down the field and had 3rd-and-goal, Williams broke up a pass in the end zone to force the field goal. Sameer Layous made the 29-yarder.

The Bison offense then came out swinging as TJ Cadden caught a 46-yard bomb from Rucker to the Marist one-yard line to end the third quarter. To start off the fourth, Thomas burst across the line to extend the Bison's lead to 27-14.

As the Red Foxes did several times throughout the game, they got into Bison territory and then went for it on fourth down. This time, Marist went for a 4th and 6 at the Bucknell 41-yard line, but the plan was thwarted by Williams, who broke through the line and sacked Mannino to force a turnover on downs.

The sack was a diving block for the Bison offense, which went seven plays for 59 yards and a touchdown immediately after. The score came from Michael Cadden on an eight-yard rush with 7:30 left in the game.

As time was counting down, the Red Foxes had one more offensive drive and they took advantage of it. Marist went seven plays for 64 yards and ended the drive with a four yard rushing touchdown by Ja'Cyon Cox. The extra-point attempt hit the upright, and then the Bison got the ball and lined up in victory formation as they earned their first win of 2025 with a scoreline of 34-23.



Team Statistics	BUCK	MAR
FIRST DOWNS	20	24
Rushing	6	11
Passing	12	13
Penalty	2	0
NET YARDS RUSHING	136	177
Attempts	34	41
Avg. Per Rush	4.0	4.3
Rushing TDs	4	2
Yards Gained	150	184
Yds. Lost	14	7
NET YARDS Passing	236	262
Comp. - Att. - Int.	18-23-1	26-46-1
Avg. / Att.	10.3	5.7
Avg. / Comp.	13.1	10.1
TDs	0	1
TOTAL OFFENSE YARDS	372	439
Plays	57	87
Avg. / Play	6.5	5
Fumbles - Lost	0-0	0-0
Penalties - Yards	2-10	3-35
PUNTS-YARDS	3-128	3-96
Avg. / Punt	42.7	32
Net / Punt	36.7	23.7
Inside 20	0	0
50+ Yards	0	0
Touchbacks	1	0
Fair Catch	1	0
KICKOFFS-YARDS	7-426	4-207
Avg. Yards / Kickoff	60.9	51.8
Net Yards / Kickoff	43.1	37.0
Touchbacks	5	0
Fair Catch	0	0
RETURNS		
Punt: Total - Yards - TDs	2-25-0	1--2-0
Punt: Avg. / Return	12.5	-2.0
Kickoff: Total - Yards - TDs	4-59-0	1-24-0
Kickoff: Avg. / Return	14.8	24.0
INT: Total - Yards - TDs	1-22-0	1-0-0
Fumble: Total - Yards - TDs	0-0-0	0-0-0
MISCELLANEOUS		
Miscellaneous Yards	0	0
Possession Time	26:11	33:49
1st Quarter	6:33	8:27
2nd Quarter	6:24	8:36
3rd Quarter	7:55	7:05
4th Quarter	5:19	9:41
3rd Down Conversions	3 of 9	5 of 17
4th Down Conversions	1 of 1	4 of 7
Red-Zone Scores-Chances	6-7	4-5
Touchdowns	4-7	3-5
Field Goals	2-7	1-5
Sacks: Total - Yards	1-7	1-8
PAT: Total - Made	4-4	2-3
Field Goals: Total - Made	2-2	1-1

SCORING SUMMARY

Bucknell (1-1, 0-0) -vs- Marist (1-1, 0-0)  
09/06/2025 at Poughkeepsie, New York (Tenney Stadium)

Date: 09/06/2025  
Site: Poughkeepsie, New York (Tenney Stadium)  
Attendance: 1,907

Score By Quarters	1st	2nd	3rd	4th	Total
BUCK	10	7	3	14	34
MAR	0	14	3	6	23

Scoring Summary

Qtr	Time	Scoring Play	BUCK	MAR
1st	11:43	BUCK - Rucker IV,Ralph 15 yd run (Schearer,Matt kick), 6 plays, 53 yards, TOP 02:24	7	0
1st	08:06	BUCK - Schearer,Matt 22 yd field goal 5 plays, 35 yards, TOP 01:26	10	0
2nd	08:16	MAR - Shannon,Tristan 1 yd run (Layouts,Samer kick), 7 plays, 80 yards, TOP 03:24	10	7
2nd	03:58	BUCK - Thomas,Tariq 4 yd run (Schearer,Matt kick), 9 plays, 80 yards, TOP 04:12	17	7
2nd	00:15	MAR - Hulstein,Connor 1 yd pass from Mannino,Sonny (Layouts,Samer kick) 12 plays, 75 yards, TOP 03:43	17	14
3rd	05:10	BUCK - Schearer,Matt 32 yd field goal 9 plays, 44 yards, TOP 04:32	20	14
3rd	01:52	MAR - Layouts,Samer 29 yd field goal 9 plays, 64 yards, TOP 03:18	20	17
4th	14:56	BUCK - Thomas,Tariq 1 yd run (Schearer,Matt kick), 4 plays, 69 yards, TOP 01:49	27	17
4th	07:30	BUCK - Cadden,Michael 8 yd run (Schearer,Matt kick), 7 plays, 59 yards, TOP 03:27	34	17
4th	00:50	MAR - Cox,Ja'Cyon 4 yd run ( ), 6 plays, 64 yards, TOP 01:20	34	23

Kickoff Time: 01:05 PM End of Game: 04:01 PM Duration: 02:56  
Referee: Roos,Edward Line Judge: Nauck,Cullen Side Judge: Snow,R. Kyle Umpire: O'Brien,William  
Back Judge: O'Brien,George Score Keeper: Linesman: Corvelo,Gary Field Judge: Nadeau,Jonathan  
Temperature: 80 Wind: SW 8mph Weather: Cloudy

2025 GAME REPORTS: GAME THREE VS VMI

VMI	7	0	7	14	28
BUCKNELL	7	14	7	7	35

Rucker-to-Milligan Combo Leads Football to 35-28 Win over VMI

Sam Milligan's team-record fourth touchdown reception came with 1:49 remaining in the game, sending the Bucknell football team to a thrilling 35-28 win over VMI in the home opener on Saturday at Christy Mathewson-Memorial Stadium. Ralph Rucker IV tied the school record with five touchdown passes, four of them going to Milligan, as the Bison won their second straight game to improve to 2-1 on the season.

Rucker completed 21 of 28 passes for 405 yards and five touchdowns. There have now been four five-touchdown passing games in team history, and Rucker has three of them. The 405 passing yards were second-most in a game in school history, trailing only Rucker's 437 in last season's win over Colgate.

Milligan had three touchdown grabs in the first half alone, as Bucknell raced to a 21-7 lead at intermission. Milligan sat out most of the third quarter due to a minor injury, but he returned in the fourth quarter and made the biggest play of the day. After VMI rallied to tie the game at 28-28, Milligan outmuscled a defender for a spectacular 37-yard catch in the front left corner of the end zone with less than two minutes to go.

"I felt very calm today out there," said Milligan. "I wasn't thinking much when I made that catch. I was relaxed and that's something that I haven't felt a ton of and feeling that today was really cool and really exciting."

VMI was set back by a holding penalty and a bad snap on its final drive, and the Keydets came up short on a 4th-and-31 play. A first-down run by Logan Bush sent the Bison into victory formation.

Milligan finished with seven catches for 192 yards. Six Bison previously caught three touchdown passes in a game: Carl Probst (1971), Ken Jenkins (1980), Mike Morrow (1986), Will Carter (2014), Jake Hartman (2014), and Dominic Lyles (2021). Milligan's 192 receiving yards were sixth-most in a game in team history, and the most since Carter went for 246 at Lehigh in 2014.

Outside of breaking his touchdowns in single-game records, the junior broke his career receptions record with seven and his career reception yards record with 192. TJ Cadden also broke his career receiving yards record with 123 in this game.

Down by just one score with nine minutes remaining, the Keydets strung together a nine-play, 52-yard drive that culminated with a 14-yard receiving touchdown for Owen Sweeney to tie the game at 28 with just over five minutes left to play. The Keydets found the end zone the play before as well, but it was taken away due to an ineligible player downfield penalty. Ben Shrewsbury made the extra point to officially tie the game.

With just under two minutes left in the game, the Bucknell offense was faced with a 28-28 scoreline and a 3rd-and-1 situation. Rucker kept the ball and battled through the defensive line of VMI to give the Bison a fresh set of downs and a chance to make a game-winning play. Rucker threw a deep ball to the end zone and found Milligan, who toe-tapped it in for the game-winner and record breaker.

"I have to earn the right for the football. If Ralph is willing to throw me the football, I need to go get it," said Milligan. "Every time the ball is in the air that's him putting his faith in me. The five linemen are blocking and they are doing all this just so I can catch the football. It is a team effort and when you have those opportunities to capitalize on what everyone else on the team is doing, you have to go make a play. That's one of those things that helps me relax."

The Bison came out to a 21-7 lead at the end of the first half, but VMI was able to stay in the game and put up a comeback in the final quarter of play to make it come down to that two-minute drill to decide a winner.

The defenses came up big to start off the game as the first two offensive drives for both Bucknell and VMI were three and outs.

The Bison then broke the scoring drought with a one play, eight second, 45-yard touchdown pass from Rucker to Milligan, after the VMI punt landed on their own 45-yard line.

The Keydets responded with a touchdown drive of their own. VMI scored on a 12-play, 69-yard drive that culminated with Sweeney catching an 18-yard touchdown pass from Collin Shannon.

Both teams then ended drives with a punt and the second quarter began with an even 7-7 scoreline.

To open the second quarter, the Bison strung together a long 16-play, 94-yard touchdown drive that lasted 8:03. On the drive, Tariq Thomas rushed for 20 yards, TJ Cadden rushed for 48 yards, Nate Anderson had 20 receiving yards and Milligan found the 18-yard touchdown reception for his second score of the game.

Bucknell's defense then came out with pressure and forced VMI to punt the ball with just over three minutes left in the first half. The offense took the field looking to make it a two-score game before heading into the locker room and would be successful with Milligan's third of the game, a record tying touchdown for the junior. The 34-yard one-handed touchdown reception was the culmination of a 10-play, 85-yard drive, which put the Bison up 21-7 at halftime.



Team Statistics	VMI	BUCK
FIRST DOWNS	18	18
Rushing	3	5
Passing	11	13
Penalty	4	0
NET YARDS RUSHING	59	71
Attempts	28	36
Avg. Per Rush	2.1	2.0
Rushing TDs	1	0
Yards Gained	83	116
Yds. Lost	24	45
NET YARDS Passing	362	405
Comp. - Att. - Int.	21-38-0	21-28-1
Avg. / Att.	9.5	14.5
Avg. / Comp.	17.2	19.3
TDs	3	5
TOTAL OFFENSE YARDS	421	476
Plays	66	64
Avg. / Play	6.4	7.4
Fumbles - Lost	1-0	0-0
Penalties - Yards	7-55	10-122
PUNTS-YARDS	6-248	6-274
Avg. / Punt	41.3	45.7
Net / Punt	39.2	44.3
Inside 20	3	2
50+ Yards	2	2
Touchbacks	0	0
Fair Catch	2	1
KICKOFFS-YARDS	5-298	6-382
Avg. Yards / Kickoff	59.6	63.7
Net Yards / Kickoff	37.4	42.3
Touchbacks	3	3
Fair Catch	0	0
RETURNS		
Punt: Total - Yards - TDs	2-8-0	1-13-0
Punt: Avg. / Return	4.0	13.0
Kickoff: Total - Yards - TDs	3-68-0	2-51-0
Kickoff: Avg. / Return	22.7	25.5
INT: Total - Yards - TDs	1-0-0	0-0-0
Fumble: Total - Yards - TDs	0-0-0	0-0-0
MISCELLANEOUS		
Miscellaneous Yards	0	0
Possession Time	30:28	29:32
1st Quarter	8:23	6:37
2nd Quarter	4:03	10:57
3rd Quarter	9:35	5:25
4th Quarter	8:27	6:33
3rd Down Conversions	7 of 15	8 of 15
4th Down Conversions	0 of 1	1 of 1
Red-Zone Scores-Chances	3-3	1-1
Touchdowns	2-3	1-1
Field Goals	0-3	0-1
Sacks: Total - Yards	4-25	1-7
PAT: Total - Made	4-4	5-5
Field Goals: Total - Made	0-1	0-0

SCORING SUMMARY

VMI (1-2, 0-0) -vs- Bucknell (2-1, 0-0)  
09/13/2025 at Lewisburg, Pennsylvania (Christy Mathewson-Memorial Stadium)

Date: 09/13/2025  
Site: Lewisburg, Pennsylvania (Christy Mathewson-Memorial Stadium)  
Attendance: 2,058

Score By Quarters	1st	2nd	3rd	4th	Total
VMI	7	0	7	14	28
BUC	7	14	7	7	35

Scoring Summary

Qtr	Time	Scoring Play	VMI	BUCK
1st	08:46	BUC - Milligan,Sam 45 yd pass from Rucker IV,Ralph (Schearer,Matt kick) 1 plays, 45 yards, TOP 00:08	0	7
1st	03:16	VMI - Sweeney,Owen 18 yd pass from Shannon,Collin (Shrewsbury,Ben kick) 12 plays, 69 yards, TOP 05:23	7	7
2nd	04:58	BUC - Milligan,Sam 18 yd pass from Rucker IV,Ralph (Schearer,Matt kick) 15 plays, 94 yards, TOP 08:03	7	14
2nd	00:15	BUC - Milligan,Sam 34 yd pass from Rucker IV,Ralph (Schearer,Matt kick) 10 plays, 85 yards, TOP 02:54	7	21
3rd	08:37	VMI - Grevious,Noah 73 yd pass from Shannon,Collin (Shrewsbury,Ben kick) 3 plays, 77 yards, TOP 01:29	14	21
3rd	02:30	BUC - Cadden,TJ 59 yd pass from Rucker IV,Ralph (Schearer,Matt kick) 3 plays, 63 yards, TOP 01:13	14	28
4th	14:54	VMI - Utsey,Nana 3 yd run (Shrewsbury,Ben kick), 6 plays, 70 yards, TOP 02:29	21	28
4th	05:26	VMI - Sweeney,Owen 14 yd pass from Shannon,Collin (Shrewsbury,Ben kick) 7 plays, 67 yards, TOP 03:30	28	28
4th	01:49	BUC - Milligan,Sam 37 yd pass from Rucker IV,Ralph (Schearer,Matt kick) 8 plays, 88 yards, TOP 03:37	28	35

Kickoff Time: 03:33 PM End of Game: 07:00 PM Duration: 03:27  
Referee: Lewis,Eric Line Judge: Papich,David Side Judge: Scanga,Tony Umpire: Burks,Morgan  
Back Judge: Jung,Joseph Score Keeper: Linesman: James,Lamond Field Judge: Mota,Gregory  
Weather: Sunny

2025 GAME REPORTS: GAME FOUR VS LEHIGH

<b>LEHIGH</b>	<b>10</b>	<b>7</b>	<b>21</b>	<b>3</b>	<b>41</b>
<b>BUCKNELL</b>	<b>3</b>	<b>7</b>	<b>0</b>	<b>14</b>	<b>24</b>

Sept. 20, 2025 >> Lewisburg, Pa. >> Christy Mathewson-Memorial Stadium >> 6 p.m.



Team Statistics	LEH	BUK
FIRST DOWNS	25	20
Rushing	13	7
Passing	10	11
Penalty	2	2
NET YARDS RUSHING	323	80
Attempts	41	27
Avg. Per Rush	7.9	3.0
Rushing TDs	3	1
Yards Gained	326	120
Yds. Lost	3	40
NET YARDS Passing	171	291
Comp. - Att. - Int.	16-20-0	23-34-1
Avg. / Att.	8.6	8.6
Avg. / Comp.	10.7	12.7
TDs	2	2
TOTAL OFFENSE YARDS	494	371
Plays	61	61
Avg. / Play	8.1	6.1
Fumbles - Lost	1-0	0-0
Penalties - Yards	9-89	6-66
PUNTS-YARDS	2-85	6-281
Avg. / Punt	42.5	46.8
Net / Punt	42.5	43.0
Inside 20	1	2
50+ Yards	0	1
Touchbacks	0	0
Fair Catch	1	1
KICKOFFS-YARDS	8-478	3-154
Avg. Yards / Kickoff	59.8	51.3
Net Yards / Kickoff	53.0	36.3
Touchbacks	1	1
Fair Catch	65	0
RETURNS		
Punt: Total - Yards - TDs	3-23-0	0-0-0
Punt: Avg. / Return	7.7	NaN
Kickoff: Total - Yards - TDs	1-25-0	4-34-0
Kickoff: Avg. / Return	25.0	8.5
INT: Total - Yards - TDs	1-13-0	0-0-0
Fumble: Total - Yards - TDs	0-0-0	0-0-0
MISCELLANEOUS		
Miscellaneous Yards	0	0
Possession Time	32:07	27:53
1st Quarter	7:09	7:51
2nd Quarter	8:24	6:36
3rd Quarter	9:21	5:39
4th Quarter	7:13	7:47
3rd Down Conversions	4 of 10	5 of 14
4th Down Conversions	1 of 2	2 of 2
Red-Zone Scores-Chances	6-7	4-4
Touchdowns	4-7	3-4
Field Goals	2-7	1-4
Sacks: Total - Yards	6-32	0-0
PAT: Total - Made	5-5	3-3
Field Goals: Total - Made	2-2	1-1

Rucker Becomes All-Time Passing Leader in Loss to No. 10/10 Lehigh

Ralph Rucker IV broke Bucknell's all-time passing yards record with 291 on the day, putting him at 6,421 for his career, in Bucknell's loss to #10/10 Lehigh. Despite scoring back-to-back touchdowns in the fourth quarter to make it a two-score game with just over six minutes remaining, the Bison (2-2, 0-1 PL) fell to the Mountain Hawks (4-0, 2-0 PL) by a score of 41-24.

Rucker surpassed Brandon Wesley '13 and his 6,277 career passing yards to become Bucknell's all-time passing yards leader. He went 23-for-34 for 291 yards and two touchdowns in the game to get the record. Rucker also rushed for 35 yards and a touchdown to be the Bison's leading rusher of the night.

Sam Milligan led the Bison receivers with 109 yards on five receptions. Nick Hoying and Deuce Geter led the Bison in tackles with six tackles each.

"They are a good football team," said head coach Dave Cecchini. "They showed why they were preseason favorites and why they are ranked 10th in the country. When that happens, you just have to be your best. They showed that today at least, they were the better football team."

Bucknell struggled at the start with its first two offensive possessions going unsuccessful, while Lehigh put 10 points on the board in their first two offensive possessions. The Bison opened with the ball, and on the first snap, Rucker threw an interception at the Bucknell 25-yard line. Lehigh then got the ball in a good position, but the Bison defense was able to limit the damage to a field goal. Bucknell's second offensive drive was a quick three-and-out, and Lehigh capitalized once again, but this time in the form of a seven-play, 28-yard touchdown drive that culminated with a 12-yard rush by Jaden Green.

After going down by ten with 7:03 left in the first quarter, the Bison's offense started making progress with a Ty Stauffer 10-yard rush and a Sam Milligan 59-yard reception to set Matt Schearer up for a 29-yard field goal, which put Bucknell on the board.

On Lehigh's next offensive drive, the Mountain Hawks began with a deep pass downfield, but England Allen came up big with the breakup for Bucknell. Lehigh ended up going three-and-out and the defense held up their end of the bargain as the Mountain Hawks then forced the Bison to punt on the next drive.

Lehigh ended the pause in scoring with an 11-play, 98-yard touchdown drive after Schearer punted the ball to the Lehigh two-yard line. On their drive, the Mountain Hawks went for it on 4th and 1 with a quarterback rush by Hayden Johnson. Green rushed for 14 yards to make it to the one-yard line, and Luke Yoder punched it in for the touchdown to give Lehigh a 17-3 lead, which wouldn't hold for long as the Bison would score on the next drive.

Bucknell's offense hit its stride as it put together a 12-play 85-yard touchdown drive with 4:29 left in the first half to make it a one-score game. The drive began with a TJ Cadden 22-yard catch and ended with Rucker keeping the ball and using a hesitation tactic to draw away the defender and rush five yards to the end zone. Schearer would make the extra point to cut Lehigh's lead to seven. The final four and a half minutes would go scoreless, and the Mountain Hawks went into halftime with a 17-10 lead.

Lehigh dominated the third quarter with back-to-back Green rushing touchdowns and defensive three-and-outs to extend the lead to 31-10 with 7:30 left in the period. The Mountain Hawks would add one more touchdown to end the third quarter up 38-10, this time on a pass to Mason Humphrey.

The Bison stayed competitive and put together back-to-back touchdown drives. The first was a 12-play 75-yard touchdown drive that ended with a 10-yard touchdown reception for Nate Anderson, his first of the season. Josh Gary had two 10+ yard receptions that were instrumental in the drive. The second came from an 11-play, 86-yard drive that ended with a three-yard receiving touchdown for TJ Cadden, making it a two-score game with 6:09 remaining.

The Mountain Hawks would land one last punch with a field goal late in the fourth quarter to make the final score 41-24.

SCORING SUMMARY

Lehigh (4-0, 2-0) -vs- Bucknell (2-2, 0-1)  
09/20/2025 at , Pennsylvania (Christy Mathewson-Memorial Stadium)

Date: 09/20/2025  
Site: , Pennsylvania (Christy Mathewson-Memorial Stadium)  
Attendance: 3,143

Score By Quarters	1st	2nd	3rd	4th	Total
LEH	10	7	21	3	41
BUK	3	7	0	14	24

Scoring Summary

Qtr	Time	Scoring Play	LEH	BUK
1st	11:44	LEH - Garrido,Nick 24 yd field goal 7 plays, 28 yards, TOP 03:04	3	0
1st	07:03	LEH - Green,Jaden 12 yd run (Garrido,Nick kick), 5 plays, 55 yards, TOP 02:37	10	0
1st	03:49	BUK - Schearer,Matt 29 yd field goal 6 plays, 73 yards, TOP 03:08	10	3
2nd	10:08	LEH - Yoder,Luke 1 yd run (Garrido,Nick kick), 11 plays, 98 yards, TOP 05:11	17	3
2nd	04:29	BUK - Rucker IV,Ralph 5 yd run (Schearer,Matt kick), 12 plays, 85 yards, TOP 05:39	17	10
3rd	11:54	LEH - Green,Jaden 23 yd run (Garrido,Nick kick), 4 plays, 65 yards, TOP 03:06	24	10
3rd	07:30	LEH - Green,Jaden 6 yd pass from Johnson,Hayden (Garrido,Nick kick) 4 plays, 30 yards, TOP 02:14	31	10
3rd	02:06	LEH - Humphrey,Mason 17 yd pass from Johnson,Hayden (Garrido,Nick kick) 7 plays, 60 yards, TOP 04:01	38	10
4th	12:18	BUK - Anderson,Nate 10 yd pass from Rucker IV,Ralph (Schearer,Matt kick) 11 plays, 75 yards, TOP 04:48	38	17
4th	06:09	BUK - Cadden,TJ 3 yd pass from Rucker IV,Ralph (Schearer,Matt kick) 11 plays, 86 yards, TOP 03:38	38	24
4th	01:42	LEH - Garrido,Nick 23 yd field goal 9 plays, 39 yards, TOP 04:19	41	24

Kickoff Time: 06:02 PM End of Game: 09:22 PM Duration: 03:19  
Referee: Bowman,Todd Line Judge: Ulrich,Lance Side Judge: Wiley,Gary Umpire: GROSS,BRYAN  
Back Judge: Downey,James Score Keeper: Linesman: Johnson,Chad Field Judge: Marshall,AJ  
Weather: Sunny



**2025-26 Bucknell Football  
Combined Team Statistics  
All games**

Page 1/3  
as of Sep 22, 2025

**Team Results**

Date	Opponent		Score	Att.
08/30/2025	at Air Force	L	13-49	30207
09/06/2025	at Marist	W	34-23	1907
09/13/2025	VMI	W	35-28	2058
* 09/20/2025	Lehigh	L	24-41	3143

**Rushing**

Player	gp	att	gain	loss	net	avg	td	lg	avg/g
Tariq Thomas	4	54	230	22	208	3.9	2	36	52.0
Michael Cadden	4	15	66	0	66	4.4	1	13	16.5
Ralph Rucker IV	4	39	144	85	59	1.5	2	31	14.8
Ty Stauffer	4	11	38	4	34	3.1	0	10	8.5
Logan Bush	3	8	25	0	25	3.1	0	6	8.3
Chris Dietrich	1	3	9	10	-1	-0.3	0	9	-1.0
Team	4	5	0	7	-7	-1.4	0	0	-1.8
<b>Total</b>	<b>4</b>	<b>135</b>	<b>512</b>	<b>128</b>	<b>384</b>	<b>2.8</b>	<b>5</b>	<b>36</b>	<b>96.0</b>
<b>Opponents</b>	<b>4</b>	<b>161</b>	<b>869</b>	<b>43</b>	<b>826</b>	<b>5.1</b>	<b>10</b>	<b>36</b>	<b>206.5</b>

**Passing**

Player	gp	effic	comp-att-int	pct	yds	td	lg	avg/g
Ralph Rucker IV	4	174.1	72-103-4	69.9	1058	8	59	264.5
Chris Dietrich	1	160.2	6-6-0	100.0	43	0	10	43.0
<b>Total</b>	<b>4</b>	<b>173.3</b>	<b>78-109-4</b>	<b>71.6</b>	<b>1101</b>	<b>8</b>	<b>59</b>	<b>275.3</b>
<b>Opponents</b>	<b>4</b>	<b>153.6</b>	<b>69-113-1</b>	<b>61.1</b>	<b>954</b>	<b>8</b>	<b>73</b>	<b>238.5</b>

**Receiving**

Player	gp	no.	yds	avg	td	lg	avg/g
Sam Milligan	4	19	429	22.6	5	59	107.3
TJ Cadden	4	18	284	15.8	2	59	71.0
Josh Gary	4	11	111	10.1	0	17	27.8
Nate Anderson	4	9	86	9.6	1	19	21.5
Michael Cadden	4	5	58	11.6	0	21	14.5
Charlie Kreinbucher	4	3	30	10.0	0	14	7.5
Tariq Thomas	4	3	15	5.0	0	15	3.8
Owen Garwood	4	2	17	8.5	0	10	4.3
AJ Bosch	4	2	31	15.5	0	22	7.8
Kaleb Lampkins	2	2	13	6.5	0	7	6.5
Alex Brown	4	1	7	7.0	0	7	1.8
Ty Stauffer	4	1	3	3.0	0	3	0.8
Jack Bohm-Squicciarini	4	1	11	11.0	0	11	2.8
Caden Allard	4	1	6	6.0	0	6	1.5
<b>Total</b>	<b>4</b>	<b>78</b>	<b>1101</b>	<b>14.1</b>	<b>8</b>	<b>59</b>	<b>275.3</b>
<b>Opponents</b>	<b>4</b>	<b>69</b>	<b>954</b>	<b>13.8</b>	<b>8</b>	<b>73</b>	<b>238.5</b>

**Game Records**

Record	Overall	Home	Away	Neutral
ALL GAMES	2-2	1-1	1-1	0-0
CONFERENCE	0-1	0-1	0-0	0-0
NON-CONFERENCE	2-1	1-0	1-1	0-0

**Team Statistics**

	BUCK	OPP
<b>First Downs</b>	<b>76</b>	<b>90</b>
Rushing	24	45
Passing	45	38
Penalty	7	7
<b>Rushing Yardage</b>	<b>384</b>	<b>826</b>
Rushing attempts	135	161
Average per rush	2.8	5.1
Average per game	96.0	206.5
TDs Rushing	5	10
<b>Passing Yardage</b>	<b>1101</b>	<b>954</b>
Comp-Att-Int	78-109-4	69-113-1
Average per pass	10.1	8.4
Average per catch	14.1	13.8
Average per game	275.3	238.5
TDs Passing	8	8
<b>Total offense</b>	<b>1485</b>	<b>1780</b>
Average per play	6.1	6.5
Average per game	371.3	445.0
<b>Kick returns: #-Yards</b>	<b>11-166</b>	<b>5-117</b>
<b>Punt returns: #-Yards</b>	<b>4-38</b>	<b>7-36</b>
<b>Int returns: #-Yards</b>	<b>1-22</b>	<b>4-16</b>
<b>Fumbles-Lost</b>	<b>1-1</b>	<b>2-0</b>
<b>Penalties-Yards</b>	<b>24-248</b>	<b>24-235</b>
<b>Punts-Avg</b>	<b>19-42.7</b>	<b>12-39.3</b>
<b>Time of possession / game</b>	<b>28:00</b>	<b>32:00</b>
<b>3rd-down conversion</b>	<b>19/49</b>	<b>22/51</b>
<b>4th-down conversion</b>	<b>5/6</b>	<b>6/11</b>
<b>PAT-attempts</b>	<b>(13-13) 100%</b>	<b>(18-19) 95%</b>
<b>2-point conversion-attempts</b>	<b>(0-0) 0%</b>	<b>(0-0) 0%</b>

**Interceptions**

Player	no.	yds	avg	td	lg
Logan Busson	1	22	22.0	0	22
<b>Total</b>	<b>1</b>	<b>22</b>	<b>22.0</b>	<b>0</b>	<b>22</b>
<b>Opponents</b>	<b>4</b>	<b>16</b>	<b>4.0</b>	<b>0</b>	<b>13</b>



2025-26 Bucknell Football  
Combined Team Statistics  
All games

Field Goals

Player	fg	pct.	01-19	20-29	30-39	40-49	50-99	lg	blk
Matt Schearer	5-5	100.0	0-0	2-2	3-3	0-0	0-0	39	0
<b>Opponents</b>	<b>3-5</b>	<b>60.0</b>	<b>0-0</b>	<b>3-3</b>	<b>0-0</b>	<b>0-1</b>	<b>0-1</b>	<b>29</b>	<b>0</b>

Scoring

Player	td	fg	PAT				dxp	saf	pts
			kick	rush	rcv	pass			
Sam Milligan	5	-	-	-	-	-	-	-	30
Matt Schearer	-	5-5	13-13	-	-	-	-	-	28
Ralph Rucker IV	2	-	-	-	-	-	-	-	12
TJ Cadden	2	-	-	-	-	-	-	-	12
Tariq Thomas	2	-	-	-	-	-	-	-	12
Nate Anderson	1	-	-	-	-	-	-	-	6
Michael Cadden	1	-	-	-	-	-	-	-	6
<b>Total</b>	<b>13</b>	<b>5-5</b>	<b>13-13</b>	<b>0</b>	<b>0</b>	<b>0</b>	<b>0</b>	<b>0</b>	<b>106</b>
<b>Opponents</b>	<b>19</b>	<b>3-5</b>	<b>18-19</b>	<b>0</b>	<b>0</b>	<b>0</b>	<b>0</b>	<b>0</b>	<b>141</b>

Score by Periods

Team	1st	2nd	3rd	4th	OT	TOT
Bucknell	20	35	13	38	0	106
Opponents	31	35	45	30	0	141

Punting

Player	no.	yds	avg	lg	tb	fc	i20	50+	blk
Matt Schearer	19	811	42.7	56	2	4	4	4	0
<b>Total</b>	<b>19</b>	<b>811</b>	<b>42.7</b>	<b>56</b>	<b>2</b>	<b>4</b>	<b>4</b>	<b>4</b>	<b>0</b>
<b>Opponents</b>	<b>12</b>	<b>472</b>	<b>39.3</b>	<b>57</b>	<b>0</b>	<b>3</b>	<b>5</b>	<b>2</b>	<b>1</b>

Punt Returns

Player	no.	yds	avg	td	lg
TJ Cadden	3	38	12.7	0	13
Owen Garwood	1	0	0.0	0	0
<b>Total</b>	<b>4</b>	<b>38</b>	<b>9.5</b>	<b>0</b>	<b>13</b>
<b>Opponents</b>	<b>7</b>	<b>36</b>	<b>5.1</b>	<b>0</b>	<b>15</b>

Kick Returns

Player	no.	yds	avg	td	lg
TJ Cadden	7	142	20.3	0	31
Michael Cadden	2	9	4.5	0	9
Jack Bohm-Squicciarini	1	4	4.0	0	4
Kaleb Lampkins	1	11	11.0	0	11
<b>Total</b>	<b>11</b>	<b>166</b>	<b>15.1</b>	<b>0</b>	<b>31</b>
<b>Opponents</b>	<b>5</b>	<b>117</b>	<b>23.4</b>	<b>0</b>	<b>28</b>

All Purpose

Player	g	rush	rcv	pr	kr	ir	total	avg/g
TJ Cadden	4	0	284	38	142	0	464	116.0
Sam Milligan	4	0	429	0	0	0	429	107.3
Tariq Thomas	4	208	15	0	0	0	223	55.8
Michael Cadden	4	66	58	0	9	0	133	33.3
Josh Gary	4	0	111	0	0	0	111	27.8
Nate Anderson	4	0	86	0	0	0	86	21.5
Ralph Rucker IV	4	59	0	0	0	0	59	14.8
Ty Stauffer	4	34	3	0	0	0	37	9.3
AJ Bosch	4	0	31	0	0	0	31	7.8
Charlie Kreinbucher	4	0	30	0	0	0	30	7.5
Logan Bush	3	25	0	0	0	0	25	8.3
Kaleb Lampkins	2	0	13	0	11	0	24	12.0
Logan Busson	4	0	0	0	0	22	22	5.5
Owen Garwood	4	0	17	0	0	0	17	4.3
Jack Bohm-Squicciarini	4	0	11	0	4	0	15	3.8
Alex Brown	4	0	7	0	0	0	7	1.8
Caden Allard	4	0	6	0	0	0	6	1.5
Chris Dietrich	1	-1	0	0	0	0	-1	-1.0
<b>Total</b>	<b>4</b>	<b>384</b>	<b>1101</b>	<b>38</b>	<b>166</b>	<b>22</b>	<b>1711</b>	<b>427.8</b>
<b>Opponents</b>	<b>4</b>	<b>826</b>	<b>954</b>	<b>36</b>	<b>117</b>	<b>16</b>	<b>1949</b>	<b>487.3</b>

Total Offense

Player	g	plays	rush	pass	total	avg/g
Ralph Rucker IV	4	142	59	1058	1117	279.3
Tariq Thomas	4	54	208	0	208	52.0
Michael Cadden	4	15	66	0	66	16.5
Chris Dietrich	1	9	-1	43	42	42.0
Ty Stauffer	4	11	34	0	34	8.5
Logan Bush	3	8	25	0	25	8.3
<b>Total</b>	<b>4</b>	<b>244</b>	<b>384</b>	<b>1101</b>	<b>1485</b>	<b>371.3</b>
<b>Opponents</b>	<b>4</b>	<b>274</b>	<b>826</b>	<b>954</b>	<b>1780</b>	<b>445.0</b>



2025-26 Bucknell Football  
Combined Team Statistics  
All games

Team Defense

##	Player	gp	Tackles				Sacks	Pass defense			Fumbles		blkd	
			ua	a	tot	tfl/yds		no-yds	int-yds	brup	qbh	fr-yds	ff	kick
4	Deuce Geter	4	12	22	34	3-16	1-4	.	.	1	.	1	.	.
10	Brandon Biagiarelli	4	12	15	27	1-2	.	.	.	1	.	.	.	.
9	Terian Williams	4	11	10	21	2-9	1-7	.	3	.	.	.	.	.
22	Logan Busson	4	8	10	18	1.5-3	.	1-22	.	1	.	.	.	.
6	Aaron Davis	4	11	6	17	.	.	.	2	.	.	.	.	.
11	Drew Cormier	4	6	11	17	1-2	.	.	2	.	.	.	.	.
37	Zachary Corna	4	11	5	16	.	.	.	.	.	.	.	.	.
14	Takai Whitmore	4	6	8	14	.	.	.	.	.	.	.	.	.
47	Jack Goheen	4	8	3	11	2-9	1-7	.	.	.	.	.	.	.
18	Bradley Pao	4	7	3	10	.	.	.	.	.	.	.	.	.
57	Jack Inserra	4	6	3	9	1-1	.	.	.	1	.	.	.	.
35	Charlie Meehleib	4	2	7	9	.	.	.	.	1	.	.	.	.
19	England Allen	4	6	2	8	1-2	.	.	2	.	.	.	.	.
73	David LoGrasso	4	2	6	8	.	.	.	.	.	.	.	.	.
38	Brad Gerken	2	5	2	7	.	.	.	1	.	.	.	.	.
34	Darius Day	3	3	4	7	0.5-1	.	.	.	.	.	.	.	.
23	Nick Hoying	1	3	3	6	.	.	.	.	.	.	.	.	.
2	Luke Freeman	2	4	.	4	.	.	.	.	.	.	.	.	.
92	Daniel Sierk	4	.	4	4	.	.	.	.	.	.	.	.	.
30	Will Caneer	4	2	2	4	1-1	.	.	.	1	.	.	.	.
84	Sam Milligan	4	3	.	3	.	.	.	.	.	.	.	.	.
1	Ayden Murray	2	3	.	3	.	.	.	.	.	.	.	.	.
42	Ryan Skoronski	3	3	.	3	.	.	.	.	.	.	.	.	.
0	Logan Bush	3	1	1	2	.	.	.	.	.	.	.	.	.
90	Matti Kruger	3	.	2	2	.	.	.	.	.	.	.	.	.
91	Kato Meissner	4	1	1	2	.	.	.	.	.	.	.	.	.
8	Alex Brown	4	1	.	1	.	.	.	.	.	.	.	.	.
82	Charlie Kreinbucher	4	1	.	1	.	.	.	.	.	.	.	.	.
17	Nate Anderson	4	1	.	1	.	.	.	.	.	.	.	.	.
21	Chris Flowers	3	.	1	1	.	.	.	.	.	.	.	.	.
6	Ty Stauffer	4	1	.	1	.	.	.	.	.	.	.	.	.
43	Dante Mascio	2	.	1	1	.	.	.	.	.	.	.	.	.
15	Carter Enyard	1	.	1	1	.	.	.	.	.	.	.	.	.
99	Thomas Gerke	4	.	1	1	.	.	.	.	1	.	.	.	.
69	Peter Lagemann	4	.	1	1	.	.	.	.	.	.	.	.	.
41	James Schlendorf	1	.	1	1	.	.	.	.	.	.	.	.	.
	<b>Totals</b>	<b>4</b>	<b>140</b>	<b>136</b>	<b>276</b>	<b>14-46</b>	<b>3-18</b>	<b>1-22</b>	<b>10</b>	<b>7</b>	<b>0-0</b>	<b>1</b>	<b>1</b>	<b>0</b>
	Opponents	4	136	124	260	27-124	17-94	4-16	9	8	1-34	1	0	0



2025-26 Bucknell Football  
Team Game-by-Game  
All games

Date	Opponent	Rushing				Receiving				Passing				Kick Returns				Punt Returns				tot off		
		no.	yds	td	lg	no.	yds	td	lg	cmp	att	int	yds	td	lg	no.	yds	td	lg	no.	yds		td	lg
08/30/2025	at Air Force	38	97	0	13	16	169	1	29	16-24-1			169	1	29	1	22	0	22	0	0	0	0	266
09/06/2025	at Marist	34	136	4	36	18	236	0	46	18-23-1			236	0	46	4	59	0	20	2	25	0	13	372
09/13/2025	VMI	36	71	0	19	21	405	5	59	21-28-1			405	5	59	2	51	0	31	2	13	0	13	476
09/20/2025	Lehigh	27	80	1	31	23	291	2	59	23-34-1			291	2	59	4	34	0	14	0	0	0	0	371
<b>Bucknell</b>		<b>135</b>	<b>384</b>	<b>5</b>	<b>36</b>	<b>78</b>	<b>1101</b>	<b>8</b>	<b>59</b>	<b>78-109-4</b>			<b>1101</b>	<b>8</b>	<b>59</b>	<b>11</b>	<b>166</b>	<b>0</b>	<b>31</b>	<b>4</b>	<b>38</b>	<b>0</b>	<b>13</b>	<b>1485</b>
<b>Opponents</b>		<b>161</b>	<b>826</b>	<b>10</b>	<b>36</b>	<b>69</b>	<b>954</b>	<b>8</b>	<b>73</b>	<b>69-113-1</b>			<b>954</b>	<b>8</b>	<b>73</b>	<b>5</b>	<b>117</b>	<b>0</b>	<b>28</b>	<b>7</b>	<b>36</b>	<b>0</b>	<b>15</b>	<b>1780</b>

**Bucknell Averages**

Games	Avg/ rush	Avg/ catch	Pass effic	KR avg	PR avg	All purpose avg/game	Total offense avg/game
4	2.8	14.1	173.3	15.1	9.5	427.8	371.3

Date	Opponent	ua	Tackles			Sacks no-yds	Fumble ff fr-yds	Pass Defense			blkd kick	PAT attempts			off				
			a	total	tfl-yds			int-yds	qbh	brup		kick	rush	rcv	saf	t/o	pts		
08/30/2025	at Air Force	41	18	59	2.0-6	1-4	0	0-0	0-0	1	0	0	1-1	0	0	0	0	0	13
09/06/2025	at Marist	23	66	89	3.0-11	1-7	0	0-0	1-22	4	2	0	4-4	0	0	0	3	34	
09/13/2025	VMI	36	26	62	7.0-26	1-7	1	0-0	0-0	2	5	1	5-5	0	0	0	0	35	
09/20/2025	Lehigh	40	26	66	2.0-3	0-0	0	0-0	0-0	0	3	0	3-3	0	0	0	0	24	
<b>Bucknell</b>		<b>140</b>	<b>136</b>	<b>276</b>	<b>14.0-46</b>	<b>3-18</b>	<b>1</b>	<b>0-0</b>	<b>1-22</b>	<b>7</b>	<b>10</b>	<b>1</b>	<b>13-13</b>	<b>0</b>	<b>0</b>	<b>0</b>	<b>3</b>	<b>106</b>	
<b>Opponents</b>		<b>136</b>	<b>124</b>	<b>260</b>	<b>27.0-124</b>	<b>17-94</b>	<b>1</b>	<b>1-34</b>	<b>4-16</b>	<b>8</b>	<b>9</b>	<b>0</b>	<b>18-19</b>	<b>0</b>	<b>0</b>	<b>0</b>	<b>24</b>	<b>141</b>	

Date	Opponent	Punting										Field Goals			Kickoffs				
		no.	yds	avg	long	blkd	tb	fc	50+	i20	md-att	long	blkd	no.	yds	avg	tb	ob	
08/30/2025	at Air Force	4	128	32.0	56	0	1	1	1	0	2-2	39	0	4	255	63.8	3	0	
09/06/2025	at Marist	3	128	42.7	49	0	1	1	0	0	2-2	32	0	7	426	60.9	5	1	
09/13/2025	VMI	6	274	45.7	51	0	0	1	2	2	0-0	0	0	6	382	63.7	3	0	
09/20/2025	Lehigh	6	281	46.8	52	0	0	1	1	2	1-1	29	0	3	154	51.3	1	1	
<b>Bucknell</b>		<b>19</b>	<b>811</b>	<b>42.7</b>	<b>56</b>	<b>0</b>	<b>2</b>	<b>4</b>	<b>4</b>	<b>4</b>	<b>5-5</b>	<b>39</b>	<b>0</b>	<b>20</b>	<b>1217</b>	<b>60.9</b>	<b>12</b>	<b>2</b>	
<b>Opponents</b>		<b>12</b>	<b>472</b>	<b>39.3</b>	<b>57</b>	<b>1</b>	<b>0</b>	<b>3</b>	<b>2</b>	<b>5</b>	<b>3-5</b>	<b>29</b>	<b>0</b>	<b>25</b>	<b>1499</b>	<b>60.0</b>	<b>9</b>	<b>0</b>	



**2025-26 Bucknell Football**  
**Rushing/Receiving Game-by-Game**  
**All games**

**Rushing**

Player	No-Yds/TD	USAFA	Marist	VMI	Lehigh
Tariq Thomas	54-208/2	18-80/0	15-76/2	14-25/0	7-27/0
Ralph Rucker IV	39-59/2	7--10/0	6-18/1	13-16/0	13-35/1
Michael Cadden	15-66/1	5-21/0	5-27/1	4-18/0	1-0/0
Ty Stauffer	11-34/0	2-2/0	3-14/0	-	6-18/0
Logan Bush	8-25/0	3-5/0	2-6/0	3-14/0	DNP
Chris Dietrich	3--1/0	3--1/0	DNP	DNP	DNP

**Receiving**

Player	No-Yds/TD	USAFA	Marist	VMI	Lehigh
Sam Milligan	19-429/5	2-41/1	5-87/0	7-192/4	5-109/0
TJ Cadden	18-284/2	2-21/0	7-104/0	5-123/1	4-36/1
Josh Gary	11-111/0	1-6/0	3-27/0	3-25/0	4-53/0
Nate Anderson	9-86/1	-	1-5/0	3-28/0	5-53/1
Michael Cadden	5-58/0	2-24/0	1-6/0	-	2-28/0
Charlie Kreinbucher	3-30/0	1-14/0	1-7/0	-	1-9/0
Tariq Thomas	3-15/0	-	-	2-15/0	1-0/0
AJ Bosch	2-31/0	1-9/0	-	1-22/0	-
Owen Garwood	2-17/0	2-17/0	-	-	-
Kaleb Lampkins	2-13/0	2-13/0	DNP	DNP	-
Jack Bohm-Squicciarini	1-11/0	1-11/0	-	-	-
Alex Brown	1-7/0	1-7/0	-	-	-
Caden Allard	1-6/0	1-6/0	-	-	-
Ty Stauffer	1-3/0	-	-	-	1-3/0



2025-26 Bucknell Football  
 Passing Game-by-Game  
 All games

Page 1/1  
 as of Sep 22, 2025

#4 Chris Dietrich	Comp	Att	Int	Pct	Yards	TD	Long	Sacked	Effic.
Air Force	6	6	0	100.0	43	0	10	2-10	160.2
<b>Totals</b>	<b>6</b>	<b>6</b>	<b>0</b>	<b>100.0</b>	<b>43</b>	<b>0</b>	<b>10</b>	<b>2-10</b>	<b>160.2</b>

#10 Ralph Rucker IV	Comp	Att	Int	Pct	Yards	TD	Long	Sacked	Effic.
Air Force	10	18	1	55.6	126	1	29	4-19	121.6
Marist	18	23	1	78.3	236	0	46	1-8	155.8
VMI	21	28	1	75.0	405	5	59	4-25	248.3
Lehigh	23	34	1	67.6	291	2	59	6-32	153.1
<b>Totals</b>	<b>72</b>	<b>103</b>	<b>4</b>	<b>69.9</b>	<b>1058</b>	<b>8</b>	<b>59</b>	<b>15-84</b>	<b>174.1</b>



**2025-26 Bucknell Football**  
**Total Tackles Game-by-Game**  
**All games**

**Total Tackles**

<b>Player</b>	<b>S-A</b>	<b>Total</b>	<b>USAFA</b>	<b>Marist</b>	<b>VMI</b>	<b>Lehigh</b>
Deuce Geter	12-22	34	2-4	1-12	4-5	5-1
Brandon Biagiarelli	12-15	27	8-0	1-9	2-5	1-1
Terian Williams	11-10	21	4-2	6-7	1-0	0-1
Logan Busson	8-10	18	3-1	1-6	1-2	3-1
Aaron Davis	11-6	17	1-2	1-3	5-0	4-1
Drew Cormier	6-11	17	-	1-6	3-2	2-3
Zachary Corna	11-5	16	-	2-1	9-3	0-1
Takai Whitmore	6-8	14	1-1	3-3	2-1	0-3
Jack Goheen	8-3	11	4-1	0-1	2-0	2-1
Bradley Pao	7-3	10	1-1	1-1	1-0	4-1
Jack Inserra	6-3	9	1-1	2-1	1-1	2-0
Charlie Meehleib	2-7	9	1-1	0-3	1-3	-
England Allen	6-2	8	3-0	1-1	0-1	2-0
David LoGrasso	2-6	8	-	1-4	0-2	1-0
Brad Gerken	5-2	7	3-1	DNP	DNP	2-1
Darius Day	3-4	7	1-0	0-2	DNP	2-2
Nick Hoying	3-3	6	DNP	DNP	DNP	3-3
Luke Freeman	4-0	4	3-0	DNP	DNP	1-0
Will Caneer	2-2	4	-	1-1	-	1-1
Daniel Sierk	0-4	4	0-1	0-1	-	0-2
Ayden Murray	3-0	3	3-0	DNP	DNP	-
Ryan Skoronski	3-0	3	DNP	1-0	1-0	1-0
Sam Milligan	3-0	3	-	-	1-0	2-0
Logan Bush	1-1	2	-	-	1-1	DNP
Kato Meissner	1-1	2	1-0	-	-	0-1
Matti Kruger	0-2	2	-	0-1	DNP	0-1
Ty Stauffer	1-0	1	-	-	-	1-0
Alex Brown	1-0	1	-	-	1-0	-
Nate Anderson	1-0	1	1-0	-	-	-
Charlie Kreinbacher	1-0	1	-	-	-	1-0
Carter Enyard	0-1	1	0-1	DNP	DNP	DNP
Chris Flowers	0-1	1	-	0-1	-	DNP
James Schlendorf	0-1	1	DNP	DNP	DNP	0-1
Dante Mascio	0-1	1	0-1	-	DNP	DNP
Peter Lagemann	0-1	1	-	0-1	-	-
Thomas Gerke	0-1	1	-	0-1	-	-

**Punt Returns**

Player	No-Yds	USAFA	Marist	VMI	Lehigh
TJ Cadden	3-38	-	2-25	1-13	-
Owen Garwood	1-0	-	-	1-0	-

**Kick Returns**

Player	No-Yds	USAFA	Marist	VMI	Lehigh
TJ Cadden	7-142	1-22	3-55	2-51	1-14
Michael Cadden	2-9	-	-	-	2-9
Kaleb Lampkins	1-11	-	DNP	DNP	1-11
Jack Bohm-Squicciarini	1-4	-	1-4	-	-

**Interceptions Returns**

Player	No-Yds	USAFA	Marist	VMI	Lehigh
Logan Busson	1-22	-	1-22	-	-

**Fumble Returns**

Player	No-Yds	USAFA	Marist	VMI	Lehigh
--------	--------	-------	--------	-----	--------



**2025-26 Bucknell Football  
Red-Zone Results  
All games**

**Bucknell Inside Opponent Red-Zone**

Date	Opponent	Score	Times In RZ	Times Scored	Total Pts	Rush TDs	Pass TDs	FGs Made	Failed to score inside RZ						
									FGA	Down	Int	Fumb	Half	Game	
08/30/2025	at Air Force	L 13-49	3	3	13	1	0	1	2	2	0	0	0	0	0
09/06/2025	at Marist	W 34-23	7	6	34	4	4	0	2	2	0	1	0	0	0
09/13/2025	VMI	W 35-28	1	1	7	1	0	1	0	0	0	0	0	0	0
09/20/2025	Lehigh	L 24-41	4	4	24	3	1	2	1	1	0	0	0	0	0
<b>Totals 14 of 15 (93.3%)</b>			<b>15</b>	<b>14</b>	<b>78</b>	<b>9</b>	<b>5</b>	<b>4</b>	<b>5</b>	<b>5</b>	<b>0</b>	<b>1</b>	<b>0</b>	<b>0</b>	<b>0</b>

**Opponents Inside Bucknell Red-Zone**

Date	Opponent	Score	Times In RZ	Times Scored	Total Pts	Rush TDs	Pass TDs	FGs Made	Failed to score inside RZ						
									FGA	Down	Int	Fumb	Half	Game	
08/30/2025	Air Force	L 13-49	4	4	28	4	4	0	0	0	0	0	0	0	0
09/06/2025	Marist	W 34-23	5	4	23	3	2	1	1	1	1	0	0	0	0
09/13/2025	VMI	W 35-28	3	3	21	3	1	2	0	0	0	0	0	0	0
09/20/2025	Lehigh	L 24-41	7	6	34	4	2	2	2	2	1	0	0	0	0
<b>Totals 17 of 19 (89.5%)</b>			<b>19</b>	<b>17</b>	<b>106</b>	<b>14</b>	<b>9</b>	<b>5</b>	<b>3</b>	<b>3</b>	<b>2</b>	<b>0</b>	<b>0</b>	<b>0</b>	<b>0</b>



**2025-26 Bucknell Football  
Team Game Highs  
All games**

**Bucknell - Game Highs**

<b>RUSHES</b>	38	at Air Force (08/30/2025)
<b>YARDS RUSHING</b>	136	at Marist (09/06/2025)
<b>YARDS PER RUSH</b>	4.0	at Marist (09/06/2025)
<b>TD RUSHES</b>	4	at Marist (09/06/2025)
<b>PASS ATTEMPTS</b>	34	Lehigh (09/20/2025)
<b>PASS COMPLETIONS</b>	23	Lehigh (09/20/2025)
<b>YARDS PASSING</b>	405	VMI (09/13/2025)
<b>YARDS PER PASS</b>	14.5	VMI (09/13/2025)
<b>TD PASSES</b>	5	VMI (09/13/2025)
<b>TOTAL PLAYS</b>	64	VMI (09/13/2025)
<b>TOTAL OFFENSE</b>	476	VMI (09/13/2025)
<b>YARDS PER PLAY</b>	7.4	VMI (09/13/2025)
<b>POINTS</b>	35	VMI (09/13/2025)
<b>SACKS BY</b>	1	VMI (09/13/2025)
	1	at Marist (09/06/2025)
	1	at Air Force (08/30/2025)
<b>FIRST DOWNS</b>	20	Lehigh (09/20/2025)
	20	at Marist (09/06/2025)
<b>PENALTIES</b>	10	VMI (09/13/2025)
<b>PENALTY YARDS</b>	122	VMI (09/13/2025)
<b>TURNOVERS</b>	2	at Air Force (08/30/2025)
<b>PUNTS</b>	6	Lehigh (09/20/2025)
	6	VMI (09/13/2025)
<b>PUNTING AVG</b>	46.8	Lehigh (09/20/2025)
<b>LONG PUNT</b>	56	at Air Force (08/30/2025)
<b>PUNTS INSIDE 20</b>	2	Lehigh (09/20/2025)
	2	VMI (09/13/2025)
<b>LONG PUNT RETURN</b>	13	VMI (09/13/2025)
	13	at Marist (09/06/2025)



**2025-26 Bucknell Football  
Individual Game Highs  
All games**

**Bucknell - Individual Game Highs**

<b>RUSHES</b>	18	Tariq Thomas at Air Force (08/30/2025)
<b>YARDS RUSHING</b>	80	Tariq Thomas at Air Force (08/30/2025)
<b>TD RUSHES</b>	2	Tariq Thomas at Marist (09/06/2025)
<b>LONG RUSH</b>	36	Tariq Thomas at Marist (09/06/2025)
<b>PASS ATTEMPTS</b>	34	Ralph Rucker IV vs Lehigh (09/20/2025)
<b>PASS COMPLETIONS</b>	23	Ralph Rucker IV vs Lehigh (09/20/2025)
<b>YARDS PASSING</b>	405	Ralph Rucker IV vs VMI (09/13/2025)
<b>TD PASSES</b>	5	Ralph Rucker IV vs VMI (09/13/2025)
<b>LONG PASS</b>	59	Ralph Rucker IV vs Lehigh (09/20/2025)
	59	Ralph Rucker IV vs VMI (09/13/2025)
<b>RECEPTIONS</b>	7	Sam Milligan vs VMI (09/13/2025)
	7	TJ Cadden at Marist (09/06/2025)
<b>YARDS RECEIVING</b>	192	Sam Milligan vs VMI (09/13/2025)
<b>TD RECEPTIONS</b>	4	Sam Milligan vs VMI (09/13/2025)
<b>LONG RECEPTION</b>	59	Sam Milligan vs Lehigh (09/20/2025)
	59	TJ Cadden vs VMI (09/13/2025)
<b>PUNTS</b>	6	Matt Schearer vs Lehigh (09/20/2025)
	6	Matt Schearer vs VMI (09/13/2025)
<b>PUNTING AVG</b>	46.8	Matt Schearer vs Lehigh (09/20/2025)
<b>LONG PUNT</b>	56	Matt Schearer at Air Force (08/30/2025)
<b>PUNTS INSIDE 20</b>	2	Matt Schearer vs Lehigh (09/20/2025)
	2	Matt Schearer vs VMI (09/13/2025)
<b>LONG PUNT RETURN</b>	13	TJ Cadden vs VMI (09/13/2025)
	13	TJ Cadden at Marist (09/06/2025)
<b>LONG KICKOFF RETURN</b>	31	TJ Cadden vs VMI (09/13/2025)
<b>TACKLES</b>	13	Terian Williams at Marist (09/06/2025)
	13	Deuce Geter at Marist (09/06/2025)
<b>SACKS</b>	1	Jack Goheen vs VMI (09/13/2025)
	1	Terian Williams at Marist (09/06/2025)
	1	Deuce Geter at Air Force (08/30/2025)
<b>TACKLES FOR LOSS</b>	2	Jack Goheen vs VMI (09/13/2025)
	2	Deuce Geter vs VMI (09/13/2025)



2025-26 Bucknell Football  
Games Played  
All games

##	Player	GP-GS	USAFA	Marist	VMI	Lehigh
0	Logan Bush	3/0	XXX	XXX	XXX	...
0	Derrick Anderson Jr.	1/0	XXX	...	...	...
1	Ayden Murray	2/0	XXX	...	...	XXX
1	Cesar Carrasco	1/0	...	...	XXX	...
2	Luke Freeman	2/1	START	...	...	XXX
3	Josh Gary	4/4	START	START	START	START
4	Chris Dietrich	1/0	XXX	...	...	...
4	Deuce Geter	4/4	START	START	START	START
5	Jaiden Spearman	0/0	...	...	...	...
6	Ty Stauffer	4/0	XXX	XXX	XXX	XXX
6	Aaron Davis	4/4	START	START	START	START
7	Tariq Thomas	4/4	START	START	START	START
8	Alex Brown	4/0	XXX	XXX	XXX	XXX
9	Terian Williams	4/4	START	START	START	START
9	Nicholas Penuvchev	0/0	...	...	...	...
10	Brandon Biagiarelli	4/3	START	START	START	XXX
10	Ralph Rucker IV	4/4	START	START	START	START
11	Drew Cormier	4/3	XXX	START	START	START
11	Rourke Kennedy	1/0	XXX	...	...	...
12	Charles LaMorte	0/0	...	...	...	...
13	Tristan Menconi	1/0	XXX	...	...	...
14	Takai Whitmore	4/4	START	START	START	START
15	Carter Enyard	1/0	XXX	...	...	...
15	Daniel Shuster	0/0	...	...	...	...
16	Owen Garwood	4/0	XXX	XXX	XXX	XXX
17	Nate Anderson	4/4	START	START	START	START
18	Bradley Pao	4/0	XXX	XXX	XXX	XXX
19	England Allen	4/0	XXX	XXX	XXX	XXX
20	Charlie McIntyre	0/0	...	...	...	...
21	Chris Flowers	3/0	XXX	XXX	XXX	...
21	TJ Cadden	4/4	START	START	START	START
22	Logan Busson	4/4	START	START	START	START
23	Nick Hoying	1/0	...	...	...	XXX
24	Rostand Olama	0/0	...	...	...	...
26	Michael Cadden	4/0	XXX	XXX	XXX	XXX
27	Jack Sullivan	0/0	...	...	...	...
28	Anthony DiLascio	4/0	XXX	XXX	XXX	XXX
30	Will Caneer	4/2	START	START	XXX	XXX
31	Colton Davis	0/0	...	...	...	...
32	Finn Sposato	1/0	XXX	...	...	...
33	Michael Crabtree	0/0	...	...	...	...
34	Darius Day	3/1	XXX	START	...	XXX
35	Charlie Meehleib	4/3	XXX	START	START	START
36	John Varischetti	0/0	...	...	...	...
37	Zachary Corna	4/1	XXX	XXX	START	XXX
38	Brad Gerken	2/2	START	...	...	START
39	Jackson Nowinski	1/0	XXX	...	...	...
40	Jose Gomez	0/0	...	...	...	...
41	James Schlendorf	1/0	...	...	...	XXX
42	Ryan Skoronski	3/0	...	XXX	XXX	XXX
43	Dante Mascio	2/0	XXX	XXX	...	...
44	Caden Allard	4/0	XXX	XXX	XXX	XXX
45	Cooper Bolton	0/0	...	...	...	...
47	Jack Goheen	4/1	XXX	XXX	XXX	START
48	Maxwell Dresens	1/0	XXX	...	...	...
50	Andrew Erby	0/0	...	...	...	...
51	Luke Guzevich	0/0	...	...	...	...
52	Tyler Jackson	0/0	...	...	...	...
53	Tim Andersen	3/2	START	XXX	START	...
54	Reuben Logan	2/1	START	...	XXX	...



**2025-26 Bucknell Football  
Games Played  
All games**

##	Player	GP-GS	USAFA	Marist	VMI	Lehigh
55	Kulin Ogelle	0/0	...	...	...	...
56	Mark Mulhern	3/3	...	START	START	START
57	Jack Inserra	4/2	XXX	XXX	START	START
58	Charles Smith	4/0	XXX	XXX	XXX	XXX
60	Kieran Coscia	4/3	XXX	START	START	START
61	Ryan Jedlicka	0/0	...	...	...	...
62	Matt Schearer	4/0	XXX	XXX	XXX	XXX
63	Danny Aselton	0/0	...	...	...	...
65	Georges Mande	0/0	...	...	...	...
66	Herschel Johal	1/0	XXX	...	...	...
67	Gustav Steffelin	0/0	...	...	...	...
68	Travis Reece	0/0	...	...	...	...
69	Peter Lagemann	4/0	XXX	XXX	XXX	XXX
70	Xavier Allen	4/4	START	START	START	START
72	Dara Adeyemi	3/0	XXX	...	XXX	XXX
73	David LoGrasso	4/4	START	START	START	START
75	Andrew Nicholson	3/1	XXX	...	XXX	START
76	Ashton Sempervive	1/0	XXX	...	...	...
77	Nathan Natoli	3/2	START	START	XXX	...
78	John Ohnegian	4/4	START	START	START	START
80	Jack McGill	0/0	...	...	...	...
81	Jack Bohm-Squicciarini	4/0	XXX	XXX	XXX	XXX
82	Charlie Kreinbucher	4/4	START	START	START	START
83	Kaleb Lampkins	2/0	XXX	...	...	XXX
84	Sam Milligan	4/0	XXX	XXX	XXX	XXX
85	AJ Bosch	4/0	XXX	XXX	XXX	XXX
87	Patrick Sullivan	0/0	...	...	...	...
88	Will Rich	0/0	...	...	...	...
89	Anthony DiMarco	0/0	...	...	...	...
90	Matti Kruger	3/0	XXX	XXX	...	XXX
91	Kato Meissner	4/0	XXX	XXX	XXX	XXX
92	Daniel Sierk	4/1	START	XXX	XXX	XXX
93	Liam Rooney	0/0	...	...	...	...
94	Francesco Muscatello	0/0	...	...	...	...
96	Juan Garanton	4/0	XXX	XXX	XXX	XXX
97	Seo Buffington	1/0	XXX	...	...	...
99	Thomas Gerke	4/0	XXX	XXX	XXX	XXX