

BUCKNELL



2021-22 BISON BASKETBALL GAME NOTES | #rayBucknell #TheBisonWay



GAME 7: SIENA [1-4] AT BUCKNELL [1-5]
SUNDAY, NOVEMBER 28 | LEWISBURG, PA. | SOJKA PAVILION



Newsradio **WKOK**
1070

SCHEDULE/RESULTS

N9	at N.C. State (ACCNX)	88-70 L
N14	PENN (ESPN+)	73-68 L
N17	RIDER (ESPN+)	81-74 W
N20	at Illinois State* (ESPN+)	(OT) 105-100 L
N23	vs. Mercer# (FloHoops)	78-68 L
N24	vs. Rider# (FloHoops)	85-79 L
N28	SIENA (ESPN+)	2 p.m.
D1	at Saint Francis (Pa.) (NECFR)	7 p.m.
D4	at Hofstra (FloHoops)	2 p.m.
D7	at Princeton (ESPN+)	7 p.m.
D18	LA SALLE (ESPN+)	2 p.m.
D22	at Richmond (ESPN+)	4 p.m.
D29	at Albany	7 p.m.
J1	at Boston University* (ESPN+)	1 p.m.
J4	ARMY* (ESPN+)	7 p.m.
J7	at Navy* (ESPN+)	7 p.m.
J10	at Loyola* (ESPN+)	7 p.m.
J13	LEHIGH* (ESPN+)	7 p.m.
J16	at American* (ESPN+)	2 p.m.
J19	COLGATE* (ESPN+)	7 p.m.
J22	at Holy Cross* (ESPN+)	2 p.m.
J26	NAVY* (ESPN+)	7 p.m.
J30	LOYOLA* (CBS SN)	6 p.m.
F2	at Colgate* (ESPN+)	7 p.m.
F5	at Lafayette* (ESPN+)	2 p.m.
F9	AMERICAN* (ESPN+)	7 p.m.
F12	HOLY CROSS* (ESPN+)	2 p.m.
F14	at Lehigh* (CBS SN)	TBA
F19	LA FAYETTE* (ESPN+)	TBA
F23	at Army* (ESPN+)	6 p.m.
F26	BOSTON UNIVERSITY* (ESPN+)	TBA
M1	PL Tournament First Round\$ (ESPN+)	TBA
M3	PL Tournament Quarterfinals\$ (ESPN+)	TBA
M6	PL Tournament Semifinals\$ (CBS SN)	TBA
M9	PL Championship Game\$ (CBS SN)	TBA

* Patriot League game

^ Cancun Challenge campus site game

Cancun Challenge at Cancun, Mexico

\$ PL Tournament games at home of higher seed

BUCKNELL ATHLETIC COMMUNICATIONS

Director of Athletic Comm.: Jon Terry

Office: (570) 577-3121

Cell: (570) 850-9603

E-Mail: terry@bucknell.edu

Web Site: BucknellBison.com

Twitter: @Bucknell_Bison, @Bucknell_MBB

Instagram: @BucknellBison

Facebook: Bucknell Athletics

Associate SID: Jen Dobias

Assistant SIDs: Ben Blumenthal, Cole Cloonan

GAME INFORMATION

Tip 2 p.m.
TV/Webcast ESPN+
Play-by-Play Doug Birdsong
Analyst Terry Conrad
Radio WKOK 1070 AM
Internet Audio BucknellBison.com
Play-by-Play Sam Kuperman
Live Stats BucknellBison.com
Series Siena leads, 5-1
First Game 12/27/85 (S, 83-65)
Last Bucknell Win 11/20/17 (115-92)
Last Siena Win 12/21/19 (81-71)
Current Streak Siena 1

BUCKNELL BISON

Record 1-5
Patriot League 0-0
KenPom Ranking 302
2020-21 5-7 (4-6 PL)
Head Coach Nathan Davis
At Bucknell 109-777 (7th)
Overall 250-116 (13th)
Location Lewisburg, Pa.
Enrollment 3,724
Colors Orange & Blue
President Dr. John C. Bravman
AD Jermaine Truax
Web Site BucknellBison.com

SIENA SAINTS

Record 1-4
MAAC 0-0
KenPom Ranking 301
2020-21 12-5 (12-4 MAAC)
Head Coach Carmen Maciarello
At Siena 33-19 (3rd)
Overall 33-19 (3rd)
Location Loudonville, N.Y.
Enrollment 3,300
Colors Green & Gold
President Dr. Christopher P. Gibson
AD John D'Argenio
Web Site SienaSaints.com

BUCKNELL PROBABLE STARTERS


21

G

XANDER RICE

6-3 • 185 • Jr. • West Long Branch, N.J.

PTS	REB	AST	MIN
15.2	3.7	4.3	32.5



NOTES: Co-captain ... junior point guard is in 2nd year as starter, 3rd year in rotation ... coming off breakout sophomore season, when he averaged 10.5 ppg and only had 18 TOs in 12G ... scored 23 and 24 pts. in 2G vs. Rider ... latter total is a career high ... 3rd in PL in assists ... 24-26 (.923) from FT line.

10

ANDREW FUNK

6-5 • 188 • Sr. • Warrington, Pa.

G

PTS	REB	AST	MIN
19.7	4.5	2.8	35.8



NOTES: Co-captain and the lone senior on the roster ... in 3rd year as starter and 4th as rotation combo guard ... 2x Academic All-Patriot League selection ... PL scoring leader had career-high 38 pts. at Illinois St. ... also had 32 vs Penn ... 7 3FGs in both of those games ... 3.8 3FGM/G leads the PL and ranks 8th in NCAA.

1

IAN MOTTA

6-6 • 196 • Fr. • Allen, Texas

F

PTS	REB	AST	MIN
1.2	2.7	0.5	15.1



NOTES: Freshman has played in all 6G with starts in the last 3 ... rangy wing can play 3 or 4 spots ... born in Puerto Rico, grew up in Dallas suburb of Allen ... helped lead HS team to 77-19 career record, including 31-6 and 9-6A district title ... averaged 19.6 ppg, 7.1 rpg as senior.


32

JAKE van der HEIJDEN

6-9 • 218 • Jr. • Raleigh, N.C.

F

PTS	REB	AST	MIN
7.0	3.0	1.1	27.0



NOTES: Raleigh native returned home for season-opener at N.C. State ... lefty with good shooting range ... played in 12G with 4 starts during the abbreviated 20-21 season ... career-high 15 pts. (5-8 3FG) last time out vs. Rider ... 11-23 (.478) from the arc on the season ranks 2nd in PL.


40

C

ALEX TIMMERMAN

6-9 • 265 • Jr. • Crystal Lake, Ill.

PTS	REB	AST	MIN
10.0	7.0	0.8	22.8



NOTES: Junior frontcourt man had a breakout week at the Cancun Challenge ... totaled 43 points and 29 rebounds while hitting 19 of 27 shots from the field (.704) in 3G ... logged 22 pts. 8 reb. vs. Mercer and 1st career double-double with 11 pts., 12 reb. vs. Rider ... shooting 69.4 FG% on season.

BUCKNELL RESERVES

No.	Name	Cl.	Pos.	Ht.	Wt.	PPG	RPG	Notable
3	Malachi Rhodes	Jr.	F	6-8	233	3.7	3.3	Career-high 11 pts., 7 reb. in win over Rider
5	Elvin Edmonds IV	Fr.	G	6-2	184	7.8	2.2	18 pts. at Illinois St. (buzzer-beater forced OT)
11	Josh Adoh	So.	G	6-3	206	5.5	1.5	12 pts. in 1st career start at NC State
12	Brock Newton	Fr.	F	6-7	200	1.3	0.8	Hard worker out of Toronto Basketball Academy
13	Josh Bascoe	Fr.	G	6-0	180	1.2	1.3	Promising young PG from Ontario
23	Andre Screen	So.	C	7-0	251	11.3	7.8	Starting center missed last 2G with injury
25	Alek Delev	So.	G	6-0	140	—	—	Walk-on guard from Bulgaria

HEAD COACH NATHAN DAVIS

Nathan Davis returned to Bucknell in April 2015 to become the 21st head coach of the Bison men's basketball program. The Bison captured Patriot League regular-season titles in each of his first four seasons as head coach, and in 2017 and 2018 they captured PL Tournament crowns and NCAA bids.

Davis was a familiar face to Bucknell fans when he returned to Lewisburg, as he spent five years (2003-08) as the top assistant coach under Pat Flannery and was on the bench for the team's historic NCAA victories in 2005 and 2006.

In his very first season as head coach in 2015-16, he guided the team to a 14-4 Patriot League record (17-14 overall). The Bison had to win their final four games of the regular season to hold off Lehigh by one game for the regular-season title.

Davis was named Patriot League Coach of the Year and was picked as a finalist for the Joe B. Hall Award, presented to the nation's top first-year coach. His 17 wins were the most ever for a Bucknell coach in his initial season, and he led the team to its third National Invitation Tournament (NIT) appearance.

In year two, Davis repeated as PL Coach of the Year after leading the Bison to yet another regular-season title. This time the team added the Patriot League Tournament title as well, using a big second half to run away from Lehigh 81-65 in front of a standing-room-only crowd at Sojka Pavilion. The Bison made their seventh NCAA Tournament appearance, dropping a hard-fought 86-80 decision to West Virginia.

Davis became the fourth coach to win Patriot League Coach of the Year honors in back-to-back seasons, joining Bucknell's Dave Paulsen (2011, 2012), Lehigh's Billy Taylor (2003, 2004) and Lafayette's Fran O'Hanlon (1998, 1999).

In 2017-18, the Bison became the first team in league history to win four straight regular-season titles finishing 16-2 in PL play before sweeping Loyola, Boston University and Colgate in the postseason tournament. Bucknell suffered a close 82-78 loss to third-seeded Michigan State in the NCAA Tournament first round.

Three First Team All-Patriot League players, who accounted for 4,801 points, graduated following the 2018 title run, but the Bison jumped right back to the top of the league in 2018-19. They shared the regular-season title with Colgate with a 13-5 PL mark and advanced to the league championship game for the third year in a row.

After departing Bucknell in 2008, Davis spent one year as an assistant coach at Colgate before being named the head coach at his alma mater, Randolph-Macon. Davis achieved incredible success in his six seasons with the Yellow Jackets, posting a 141-39 (.783) record with three Old Dominion Athletic Conference championships, six NCAA Tournament berths, and a Division III Final Four appearance in 2009-10.

A 1997 graduate of Randolph-Macon, Davis was a four-year letterman and two-year captain of the Yellow Jackets' men's basketball team. He was a two-time All-ODAC selection who finished his career with 983 points, and he was one of only five players in school history to record at least 500 rebounds, 300 assists and 100 steals.

Davis resides in Lewisburg with his wife, Miki, and his four children: 15-year-old son Kieran, 13-year-old daughter Hayden, and nine-year-old twins Kellen and Ryan.

Head Coach: Nathan Davis (Randolph-Macon '97)

Overall Record: 250-116 (13th season)

Record at Randolph-Macon: 141-39 (6 seasons)

2009-10	26-7	NCAA Final Four
2010-11	25-5	NCAA Tournament
2011-12	21-7	NCAA Tournament
2012-13	21-10	NCAA Sweet 16
2013-14	20-7	NCAA Tournament
2014-15	28-3	NCAA Elite Eight

Record at Bucknell: 109-77 (7th season)

2015-16	17-14	PL reg-season title, NIT First Round
2016-17	26-9	PL champs, NCAA First Round
2017-18	25-10	PL champs, NCAA First Round
2018-19	21-11	PL reg-season co-champs
2019-20	14-20	
2020-21	5-7	
2021-22	1-5	

Associate Head Coach: Paul Harrison

Assistant Coaches: Joe Meehan, Johnathan Brown

Manager of Basketball Operations: Lamont Moore



BISON NOTES & NOTABLES

HEADLINES

► Bucknell wraps up a busy holiday week with a home game against Siena on Sunday afternoon. The Bison will be looking to snap a three-game losing streak, while the Saints are looking to carry some momentum from last Monday's impressive home win over Harvard.

► Bucknell returned stateside on Thanksgiving Day after playing three games at the Cancun Classic. The Bison dropped all three, but they were well-positioned to win two of them. The trip started with a wild one, with Illinois State prevailing 105-100 in overtime in a campus-site game in Normal, Ill. In Cancun, Bucknell fell 78-68 to a Mercer team that played in the Southern Conference championship game last season, and then Rider used a late 11-0 run to swipe an 85-79 verdict.

► The Bison played shorthanded on the trip, with two starters missing time. Sophomore guard **Josh Adoh** missed the first two games and was limited to four minutes in the third due to illness. Sophomore center **Andre Screen** sat out the two games in Cancun due to an ankle injury.

► A significant silver lining, however, was the emergence of junior **Alex Timmerman**, who played major minutes in Screen's absence. In the three games at the Cancun Classic, including the campus-site game at Illinois State, Timmerman totaled 43 points and 29 rebounds while hitting 19 of 27 shots from the field (.704). That included a 22-point, eight-rebound performance against Mercer and his first career double-double against Rider.

Alex Timmerman at the Cancun Classic

Opponent	FG-A	Pts.	Reb.	Min.
Illinois State	5-9	10	9	28
Mercer	10-12	22	8	32
Rider	4-6	11	12	33
Totals	19-27	43	29	93

► Senior guard **Andrew Funk** exploded for a career-high 38 points in the Illinois State game, and he later earned a spot on the Cancun Classic All-Tournament Team. It was a remarkable performance for Funk, who scored 28 of his 38 points after halftime and shot the Bison back into the game after they fell behind by seven points in the second half. Funk has now topped the 30-point mark twice this season, and he is leading the Patriot League in scoring at 19.7 points per game.

► Siena has been idle since Monday, when the Saints picked up their first win of the season, 72-69 over Harvard at the Times Union Center. Siena shot 57% and hit 7 of 10 from 3-point range in the second half. The Saints started the season 0-4, but against a very difficult schedule (St. Bonaventure, Delaware, Yale, Georgetown). Colby Rogers leads the team in scoring at 14.6 ppg.

► Siena was the MAAC regular-season champion last season, but the Saints have 10 new players this year, including six transfers. North Carolina transfer Andrew Platek has played in the last two games after being cleared by the NCAA to join the squad. The Bison went up against Platek back in 2017 in Chapel Hill. He was scoreless in 14 minutes off the bench in a game the Tar Heels won 93-81.

HOW TO GET THE GAME

► The Bucknell-Siena game will stream on ESPN+, with Doug Birdsong (play-by-play) and former Bison assistant coach Terry Conrad (color analyst) calling the action.

► Sam Kuperman has the radio call on WKOK 1070 AM.

► The audio feed is also available online free of charge via BucknellBison.com.

► Live in-game statistics can be accessed at BucknellBison.com.

► Follow @Bucknell_MBB for in-game updates on Twitter.

CANCUN REVIEW

Illinois State 105, Bucknell 100 (OT)

► The Bison and Redbirds played an instant classic in Normal last Saturday. **Andrew Funk** poured in a career-high 38 points, 28 coming after halftime, and freshman **Elvin Edmonds IV** scored a career-high 18, including a put-back at the buzzer that forced overtime.

► It was a closely contested affair throughout, with 12 ties and 22 lead changes over 45 minutes of action. Both teams let leads slip out of their grasps in the latter stages of regulation. The Redbirds crept out to a seven-point lead with 6:25 remaining, but Funk shot the Bison right back in it with 15 points in the next five minutes. Bucknell went up 84-79 with 45 seconds to go, but a missed front end of a 1-and-1 and two costly turnovers in the backcourt allowed Illinois State to regain the lead.

Mercer 78, Bucknell 68

► The Bears led 37-32 at halftime but ran the margin up to as many as 19 in the second half. The Bison got back in it by holding Mercer scoreless for 6:20. A Funk 3-pointer cut the margin to seven at 73-66 with 2:30 to go and the Bison had a possession to get even closer, but a palming violation followed by a Felipe Haase 3-pointer stymied the comeback attempt.

► **Alex Timmerman** had a huge game with 22 points on 10-for-12 shooting, and **Xander Rice** added 20 of his own.

PATRIOT LEAGUE STANDINGS

	Division		Overall	
	W-L	Pct.	W-L	Pct.
Navy	0-0	—	4-2	.667
Army	0-0	—	3-2	.600
Boston U.	0-0	—	4-3	.571
Colgate	0-0	—	3-3	.500
American	0-0	—	2-4	.333
Holy Cross	0-0	—	2-4	.333
Loyola	0-0	—	2-4	.333
Lafayette	0-0	—	1-4	.200
Bucknell	0-0	—	1-5	.167
Lehigh	0-0	—	1-5	.167

UPCOMING GAMES

Nov. 27	Marist at Army	1
	Navy at Mount St. Mary's	2
	New Hampshire at Holy Cross	5
Nov. 28	Merrimack at Boston U.	1
	Siena at Bucknell	2
	Loyola at Fairfield	2
	American at Duquesne	2
	Saint Francis (Pa.) at Lehigh	7
Nov. 29	Lafayette at Columbia	7
	Niagara at Colgate	7
Nov. 30	Siena at Army	7

PATRIOT LEAGUE OFFICE

Commissioner	Jennifer Heppel
Media Relations Director (MBB)	Ryan Sakamoto
Phone	(610) 289-1963
E-Mail	rsakamoto@patriotleague.com
Web Site	www.patriotleague.com
Twitter	@PatriotLeague

BUCKNELL IN THE NCAA TOURNAMENT

Bucknell has made eight trips to the NCAA Tournament and is 2-8 in NCAA games.

1987 (East Coast Conference champion)

Seed: 16 in Southeast Regional
Location: Atlanta, Ga. (The Omni)
Result: Lost to No. 1 Georgetown 75-53

1989 (East Coast Conference champion)

Seed: 15 in Midwest Regional
Location: Dallas, Texas (Reunion Arena)
Result: Lost to No. 2 Syracuse 104-81

2005 (Patriot League champion)

Seed: 14 in Syracuse Regional
Location: Oklahoma City, Okla. (Ford Center)
Results: Def. No. 3 Kansas 64-63; Lost to No. 6 Wisconsin 71-62

2006 (Patriot League champion)

Seed: 9 in Oakland Regional
Location: Dallas, Texas (American Airlines Center)
Results: Def. No. 8 Arkansas 59-55; Lost to No. 1 Memphis 72-56

2011 (Patriot League champion)

Seed: 14
Location: Washington, D.C. (Verizon Center)
Result: Lost to No. 3 Connecticut 81-52

2013 (Patriot League champion)

Seed: 11
Location: Lexington, Ky. (Rupp Arena)
Result: Lost to No. 6 Butler 68-56

2017 (Patriot League champion)

Seed: 13
Location: Buffalo, N.Y. (Key Bank Center)
Result: Lost to No. 4 West Virginia 86-80

2018 (Patriot League champion)

Seed: 14
Location: Detroit, Mich. (Little Caesars Arena)
Result: Lost to No. 3 Michigan State 82-78

Rider 85, Bucknell 79

► Stuggles in the first five minutes and last five minutes of the game proved costly for the Bison. They fell behind 14-2 early, then controlled the game for long stretches. Some hot shooting by **Jake van der Heijden** (15 points on 5-8 3FG) helped Bucknell go up by 11 in the second half, but Rider used an 11-0 run to flip a four-point deficit into a seven-point lead in the late stages.

► Over the first 5:00 and final 5:20, Rider outscored Bucknell 30-8. Over the middle 30 minutes, Bucknell outscored Rider 71-55.

► **Xander Rice** set new career highs with 24 points and eight rebounds for the Bison.

BUCKNELL VS. SIENA SERIES NOTES

► Bucknell and Siena are meeting for the seventh time overall and for the sixth time in the last eight years. The Saints have a 5-1 series lead, but the Bison won 115-92 the last times the teams met at Sojka Pavilion on Nov. 20, 2017.

► The first series meeting came on Dec. 27, 1985, when the Saints won 83-65 in the first round of the Siena Invitational. Siena went on to beat Cornell to win the tournament, while Bucknell beat East Carolina in the consolation game. Mike Butts led the Bison with 13 points in that 1985 meeting, while former Marist and James Madison head coach and current Maryland assistant Matt Brady had 19 points and seven assists for the Saints. That Siena team was coached by John Griffin, father of Bucknell alum and former assistant coach John Griffin.

► In the last clash in Lewisburg, the Bison had a monster offensive night and set what was then a Sojka Pavilion scoring record in the 115-92 victory. Zach Thomas set school records for free throws made (19) and attempted (22) on the way to a 25-point night. Nana Foulland (15), Nate Sestina (14), Bruce Moore (14) and Jimmy Sotos (10) all scored in double figures for the Bison, who went 39-for-45 (.867) from the foul line. Nico Clareth led the Saints with 21 points.

► The last series meeting came on Dec. 21, 2019 at the Times Union Center. Siena won 81-71 behind 28 points from Elijah Burns and a 29-7 scoring edge at the foul line.

NOTABLE NUMBERS

► Bucknell has been excellent at the free-throw line thus far, hitting at an 80.9% clip. That is the best mark in the Patriot League and 13th-best in all of Division I basketball.

► As good as that free-throw figure is, the Bison have actually been outshot at the stripe. Bucknell's opponents are shooting 81.0% on the season.

► Bucknell has outshot four of its six opponents this season, with the lone exceptions Penn and Illinois State. On the season, the Bison are shooting 44.5% compared to their opponents' 41.8%.

► That shooting advantage has been undermined by a wide disparity in turnovers, however. The Bison have a -6.3 turnover margin on the season, and their opponents have 62 steals to only 15 for Bucknell.

► **Andrew Funk** has been one of the nation's most prolific 3-point shooters in the first month of the season. He has 23 treys in 61 attempts, and his 3.8 makes per game is the eighth-best figure in the country. Funk has made seven treys in a game twice, including in his 38-point game against Illinois State.

NCAA Leaders, 3-Point Field Goals Per Game

Player	G	3FG	Avg.
1. Joe Quintana, Loyola Marymount	5	23	4.60
2. Lamar Norman Jr., Western Michigan	4	18	4.50
3. Kamdyn Curfman, VMI	6	26	4.33
Brendan Barry, Dartmouth	3	13	4.33
5. Patrick Good, Winthrop	5	21	4.20
6. Alex Hunter, Furman	5	20	4.00
George Papas, Monmouth	5	20	4.00
8. Andrew Funk, Bucknell	6	23	3.83
9. Taylor Funk, Saint Joseph's	5	19	3.80
10. Tyrese Williams, Quinnipiac	5	19	3.80

Most Points in a Division I Game, 2021-22 Season

Player	Pts.
1. Felipe Haase, Mercer vs. Winthrop	41
2. Adrian Delph, Appalachian St. vs. Delaware	39
3. Andrew Funk, Bucknell vs. Illinois State	38
4. Michael Devoe, Georgia Tech vs. Georgia	37
Drew Timme, Gonzaga vs. Texas	37
Grant Basile, Wright State vs. Marshall	37

BISON CAREER TOTALS**TIMES LEADING BUCKNELL IN SCORING**

Player	2021-22	Career
Andrew Funk	3	14
Xander Rice	3	4
Alex Timmerman	1	1

TIMES LEADING BUCKNELL IN REBOUNDS

Player	2021-22	Career
Andrew Funk	1	12
Andre Screen	3	6
Alex Timmerman	3	3
Jake van der Heijden	0	1

DOUBLE-FIGURE SCORING GAMES

Player	2021-22	Career
Andrew Funk	5	41
Xander Rice	4	10
Andre Screen	3	4
Jake van der Heijden	3	3
Alex Timmerman	3	3
Elvin Edmonds IV	2	2
Josh Adoh	1	1
Malachi Rhodes	1	1

DOUBLE-FIGURE REBOUNDS GAMES

Player	2021-22	Career
Alex Timmerman	1	1

DOUBLE-FIGURE ASSIST GAMES

Player	2021-22	Career
None		

20+ POINT GAMES

Player	2021-22	Career
Andrew Funk	2	5
Xander Rice	3	4
Andre Screen	1	1
Alex Timmerman	1	1

30+ POINT GAMES

Player	2021-22	Career
Andrew Funk	2	2

DOUBLE-DOUBLES

Player	2021-22	Career
Alex Timmerman	1	1

PRESEASON PROGNOSTICATIONS

► Prior to the start of the season, the Patriot League's head coaches and sports information directors predicted the league standings and all-conference team.

Patriot League Preseason Poll

1. Boston U.	154 points (11 first-place votes)
2. Colgate	153 (9)
3. Navy	114
4. Army	89
5. American	79
6. Bucknell	73
7. Lafayette	73
8. Loyola	65
9. Holy Cross	53
10. Lehigh	47

Preseason Player of the Year:

Javante McCoy, Boston University, Gr., G

Preseason All-League Team:

Nelly Cummings, Colgate (Sr., G)
 Gerrale Gates, Holy Cross (Sr., F)
 Javante McCoy, Boston University (Gr., G)
 Walter Whyte, Boston University (Sr., F)
 Marques Wilson, Lehigh (Gr., G)

PATRIOT LEAGUE SUCCESS

► Bucknell is 306-138 (.689) all-time in Patriot League regular-season games, the best record of any league team. The Bison have finished at least .500 in PL play 25 times in 31 Patriot League seasons.

► Bucknell won three straight Patriot League regular-season titles from 2011-13, becoming the first team in league history to accomplish that feat. The Bison had won five in a row and eight of the previous nine before finishing T-6th in 2019-20.

► Bucknell has made nine Patriot League Tournament appearances as the No. 1 seed and seven as the No. 2 seed.

► Bucknell won Patriot League Tournament titles in 2005, 2006, 2011, 2013, 2017 and 2018. The Bison have made it to the semifinals 24 times and to the championship game 13 times in the league's first 31 years.

► The Bison are the only team to go unbeaten in league play in a season (14-0 in 2006).

HOME COOKING

► Since Sojka Pavilion debuted in 2003, the Bison are 194-65 (.749) overall and 142-32 (.816) against Patriot League foes.

► Bucknell won a record 15 home games in 2016-17, and then it matched that figure a year later. Over the last six years, Bucknell is 53-15 at home.

WHO'S BACK?

► Two regular starters (**Andrew Funk**, **Xander Rice**) return from last year's squad, although **Jake van der Heijden** (4) and **Andre Screen** (2) did combine to start six games.

► Bucknell lost six lettermen from last year's squad, including Third Team All-Patriot League selection John Meeks, who was limited to six appearances but averaged 25.3 ppg in those outings.

Bucknell's Returning Production in 2021-22

Points	54.3%
Rebounds	46.8%
Assists	53.5%
Blocks	50.0%
Steals	38.6%
3FG	48.9%

BISON SCHOLAR-ATHLETES

The Bucknell basketball program has also enjoyed tremendous success in the classroom in recent years. Among the highlights:

► Bucknell won the "academic national championship" in both 2017 and 2018, according to *Inside Higher Ed*, which completed a full NCAA Tournament bracket based on the 68 competing teams' academic performances.

► Bucknell annually ranks among the national leaders in student-athlete graduation rates and has even led the nation on several occasions. Bucknell ranked sixth nationally in the 2020 report with a four-class average of 89%. In the NCAA's Graduation Success Rate (GSR) formula, Bucknell was also highly ranked at 97%.

BUCKNELL AT SOJKA PAVILION

Year	Overall	PL*
2002-03	3-3 (.500)	3-3 (.500)
2003-04	10-2 (.833)	7-0 (1.000)
2004-05	12-1 (.923)	9-0 (1.000)
2005-06	14-1 (.933)	10-0 (1.000)
2006-07	10-2 (.833)	9-0 (1.000)
2007-08	7-6 (.538)	4-3 (.571)
2008-09	6-8 (.429)	3-4 (.429)
2009-10	8-5 (.615)	6-2 (.750)
2010-11	14-1 (.933)	10-0 (1.000)
2011-12	14-3 (.824)	8-2 (.800)
2012-13	14-1 (.933)	9-1 (.900)
2013-14	8-6 (.571)	6-4 (.600)
2014-15	12-4 (.750)	9-2 (.818)
2015-16	8-7 (.533)	7-3 (.700)
2016-17	15-2 (.749)	11-1 (.917)
2017-18	15-1 (.938)	11-1 (.917)
2018-19	12-3 (.800)	11-0 (1.000)
2019-20	9-5 (.643)	7-3 (.700)
2020-21	2-3 (.400)	2-3 (.400)
2021-22	1-1 (.500)	0-0 (—)
Totals	194-65 (.749)	142-32 (.816)
* includes PL Tournament		

COLLEGE INSIDER MID-MAJOR POLL

Nov. 22 Poll	Rec.	Pts.	Last	Conference
1. Gonzaga (31)	4-0	775	1	West Coast
2. BYU	4-0	737	2	West Coast
3. Drake	3-0	688	3	Missouri Valley
4. Loyola Chicago	4-0	649	7	Missouri Valley
5. Saint Mary's	4-0	636	6	West Coast
6. San Francisco	5-0	603	8	West Coast
7. Iona	5-0	503	10	Metro Atlantic
8. Belmont	3-1	500	9	Ohio Valley
9. Georgia State	4-1	496	5	Sun Belt
10. Buffalo	2-1	427	11	Mid-American
11. South Dakota State	4-1	415	12	Summit
12. Chattanooga	4-0	351	21	Southern
13. UCSB	2-1	334	13	Big West
14. New Mexico State	4-1	333	14	Western Athletic
15. Ohio	3-1	332	15	Mid-American
16. Missouri State	2-1	283	19	Missouri Valley
17. Oakland	2-2	242	25	Horizon
18. Weber State	5-0	216	NR	Big Sky
19. Vermont	3-1	194	22	America East
20. Santa Clara	4-0	171	NR	West Coast
21. Toledo	2-1	156	17	Mid-American
22. Louisiana	3-1	120	18	Sun Belt
23. Yale	3-2	89	20	Ivy League
24. Furman	3-2	82	16	Southern
25. Miami Ohio	4-0	74	NR	Mid-American

OTHERS RECEIVING VOTES: Liberty 73, Murray State 59, James Madison 51, Grand Canyon 49, UC San Diego 48, Princeton 42, Colgate 35, UC Irvine 35, Norfolk State 28, Loyola Marymount 24, California Baptist 21, Charleston 20, Wright State 20, Winthrop 19, Cornell 18, Oral Roberts 14, Wofford 13, Wagner 12, Kent State 11, Longwood 9, Akron 7, Boston University 6, Campbell 6, Manhattan 6, Cleveland State 5, Eastern Kentucky 5, Jacksonville State 5, Navy 4, North Dakota State 4, Northern Iowa 4, Samford 4, Texas A&M Corpus Christi 3, The Citadel 2, Hofstra 2, Georgia Southern 2, Kansas City 1, UMass Lowell 1.

BUCKNELL 1,000-POINT CLUB

1. Mike Muscala	2009-13	2036
2. Al Leslie	1977-81	1973
3. Bob Barry	1976-80	1809
4. Nana Foulland	2014-18	1754
5. Zach Thomas	2014-18	1738
6. Mike Bright	1989-93	1670
7. Kevin Bettencourt	2002-06	1577
8. Jaye Andrews	1981-85	1535
9. Chris McNaughton	2003-07	1529
10. Cameron Ayers	2010-14	1526
11. Mike Joseph	1986-90	1518
12. Bill Courtney	1988-92	1499
13. Chris Hass	2012-16	1402
14. Bryson Johnson	2009-13	1384
15. Mike Butts	1985-89	1355
16. Jim Wherry	1967-70	1346
17. Boakai Lalugba	1999-03	1334
18. Kimbal Mackenzie	2015-19	1330
19. J.R. Holden	1994-98	1327
20. Stephen Brown	2014-18	1309
21. Chris Simpson	1990-94	1229
22. Lorry Hathaway	1962-65	1208
23. Joe Steiner	1959-62	1200
24. Dan Bowen	1997-00	1193
25. Joe Gallagher	1949-52	1183
26. Gerald Purnell	1974-77	1174
27. Bryan Bailey	1998-02	1167
28. Hal Danzig	1956-59	1163
29. Joe Willman	2009-13	1162
30. Charles Lee	2002-06	1147
31. Greg Leggett	1986-90	1141
32. Ted Aceto	1985-89	1118
33. Bryan Cohen	2008-12	1102
34. Brian Anderson	1993-96	1092
35. John Griffin	2004-08	1084
36. Chris Seneca	1984-87	1082
37. Steve Sigl	1976-80	1064
38. Gordon Mboya	1993-97	1041
39. Mark Atkinson	1984-87	1029
40. Sekou Hamer	1992-96	1027
41. Mark Allsteadt	1984-87	1020
42. Harvey Carter	1970-73	1013
43. Patrick King	1989-92	1007

Nineteen Bison sports programs had perfect 100% GSR ratings. The Bison men's basketball team was one of 82 out of 352 Division I programs to boast a GSR of 100.

►The Bison men's basketball program posted a perfect score of 1,000 in the NCAA's Academic Performance Rate (APR) study, released last June. That earned the Bison program an NCAA APR Public Recognition Award. The APR awards have been given since 2007, and the Bison men's basketball program has been honored in all 14 years.

►Bucknell has claimed 140 national Academic All-Americans since 1970, including nine from men's basketball. The total of 140 ranks among the nation's best.

►In the Patriot League's 31-year history, the league's men's basketball Scholar-Athlete of the Year has come from Bucknell 12 times, including Nana Foulland and Kimbal Mackenzie in 2018 and 2019.

MIKE MUSCALA IN NINTH SEASON IN NBA

►Mike Muscala '13 is now in his ninth season in the NBA. Muscala, who is Bucknell's all-time leading scorer, is the first and only Bison ever to play in an NBA game. In 2013 he became the third Bison to be selected in the NBA Draft, when he was taken 44th overall by the Dallas Mavericks and then traded on draft night to the Atlanta Hawks.

►Muscala started out playing in Spain's top division in 2013-14, while the Hawks retained his draft rights. When the Hawks suffered some injuries in their frontcourt, they purchased Muscala's contract from Rio Natura Monbus Obradoiro, where he had been averaging 14.6 points and a league-high 7.8 rebounds per game.

►Muscala's NBA debut came on March 2, 2014 in Phoenix, and he recorded four points and five rebounds that night in a loss to the Suns. He went to log 3.8 points and 2.6 rebounds in 20 games, with a high of 15 points in a win over Milwaukee.

►After five successful seasons with the Hawks, Muscala was dealt to the Philadelphia 76ers in a three-team trade during the 2018 offseason. Muscala was then involved in a pair of trade deadline deals. On Feb. 6, 2019, he was dealt to the Los Angeles Clippers, and then a day later, just hours before the deadline, he was sent to the Los Angeles Lakers.

►Prior to the 2019-20 season, Muscala signed a free-agent contract with the Oklahoma City Thunder, and he is now in his third season with OKC.

BISON FUN FACTS

►Bucknell's best-known alum is baseball legend Christy Mathewson. An original Baseball Hall of Fame inductee, Mathewson also played football and basketball at Bucknell. He was an All-America drop-kicker as well as a fullback in football, and he played center in basketball back in the day when there was a center jump after every made basket. Bucknell's football stadium — Christy Mathewson-Memorial Stadium — is named in his honor.

►The legendary Jim Valvano was Bucknell's head coach for three seasons from 1972-75. Valvano went 33-42 at Bucknell before moving on to Iona and then North Carolina State. The Bison went from 5-18 the year before he arrived to 14-12 in his final season. The program has had only four head coaches since then.

►Bucknell's home arena — Sojka Pavilion — is named in honor of former school president Gary Sojka. During his tenure as president from 1984-94, Sojka championed Bucknell's transition to the Patriot League and was a strong advocate for the scholar-athlete model in Division I athletics.

►Xander Rice is the son of former North Carolina guard and current Monmouth coach King Rice.

►Xander Rice began his high school career playing for the legendary Bob Hurley Sr. at St. Anthony in Jersey City, N.J. After that school closed, Rice played one season each at Mater Dei Prep and The Patrick School. The latter program has produced many star players, most notably Kyrie Irving.

►Andrew Funk's older brother, Tommy, graduated in 2020 after a terrific career at Army West Point. Tommy was a First Team All-Patriot League selection in 2019-20 and became Army's all-time assists leader. The two matched up four times over two seasons.

WHO'S GOT NEXT?

►After Sunday's game against Siena, Bucknell will play three straight on the road heading into the final exam break. First up is a trip to Saint Francis (Pa.) on Wednesday.

THE LAST TIME A BUCKNELL PLAYER ...

... scored 20+ points	Xander Rice (24) vs. Rider, 11/24/21
... scored 30+ points	Andrew Funk (38) at Illinois State, 11/20/21
... scored 40+ points	Chris Hass (40) at Army West Point, 1/2/16
... scored 15+ points in half	Xander Rice (16) vs. Mercer, 11/23/21
... scored 20+ points in half	Andrew Funk (22) at Illinois State, 11/20/21
... scored 25+ points in half	Chris Hass (32) at Army West Point, 1/2/16
... had 10+ rebounds	Alex Timmerman (12) vs. Rider, 11/24/21
... had 15+ rebounds	Nate Sestina (17) vs. Army, 3/2/19
... had 20+ rebounds	Eric Hegedus (20) vs. Delaware, 2/16/85
... had 10+ assists	Jimmy Sotos (10) at Rider, 12/3/19
... had 15+ assists	Russell Peyton (16) at UMBC, 11/26/91
... had 5+ steals	Jimmy Sotos (6) at Colgate, 2/19/19
... had 5+ blocks	Nana Foulland (5) vs. Loyola, 3/1/18
... made 5+ 3FG	Jake van der Heijden (5) vs. Rider, 11/24/21
... made 6+ 3FG	Andrew Funk (7) at Illinois State, 11/20/21
... made 7+ 3FG	Andrew Funk (7) at Illinois State, 11/20/21
... made 8+ 3FG	Bryson Johnson (9) vs. West Alabama, 11/26/11
... made 10+ FG	John Meeks (12) at Illinois State, 11/20/21
... attempted 20+ FG	John Meeks (25) at Illinois State, 11/20/21
... made 10+ FT	Elvin Edmonds IV (10) at Illinois State, 11/20/21
... attempted 15+ FT	Kimbal Mackenzie (16) at Lafayette, 2/2/19
... had a double-double	Alex Timmerman (11p, 12r) vs. Rider, 11/24/21
... had a 20-point double-double	John Meeks (31p, 11r) at Lafayette, 3/6/21
... had a 30-point double-double	John Meeks (31p, 11r) at Lafayette, 3/6/21
... had a triple-double	None (since 1975-76)
... played the whole game	Bryan Cohen (40 min.) vs. Delaware, 2/21/09
... played 40+ minutes	Kimbal Mackenzie (41) at St. Bonaventure, 11/7/18
... had 10+ FT without miss	Zach Thomas (13-13) at Stony Brook, 11/26/17
... had 10+ FG without miss	Nate Sestina (11-11) vs. Holy Cross, 1/14/19

THE LAST TIME A BUCKNELL TEAM ...

... scored 90+ points	100 at Illinois State, 11/20/21
... scored 100+ points	100 at Illinois State, 11/20/21
... scored 50+ in a first half	63 vs. Lafayette, 2/24/19
... scored 50+ in a second half	56 vs. Loyola, 1/25/20
... allowed 90+ points	105 at Illinois State, 11/20/21
... allowed 100+ points	105 at Illinois State, 11/20/21
... allowed 49 points or fewer	48 at Holy Cross, 2/17/20
... allowed 39 points or fewer	38 vs. Binghamton, 11/17/10
... allowed 29 points or fewer	25 vs. Army, 2/22/04
... had 45+ rebounds	48 vs. Hofstra, 11/13/19
... had 50+ rebounds	51 vs. Loyola, 2/14/18
... made 40+ FG	45 vs. Lafayette, 2/24/19
... made 10+ 3FG	12 at Illinois State, 11/20/21
... made no 3FG	0 at American, 3/3/16
... had 20+ assists	21 at Illinois State, 11/20/21
... had 10+ steals	10 at Colgate, 1/20/20
... had 10+ blocks	10 vs. Loyola, 3/1/18
... had 5+ in double figures	5 at Illinois State, 11/20/21
... had 6+ in double figures	6 vs. Lafayette, 2/24/19
... had two 20+ scorers	Alex Timmerman (22) & Xander Rice (20) vs. Mercer, 11/23/21
... had two double-doubles	Nate Sestina (25p, 11r) & Bruce Moore (10p, 10r) vs. Boston U., 2/9/19
... made 10+ FT without miss	14-14 vs. Lehigh, 1/31/21
... shot 60%+ from field	64.3% (45-70) vs. Lafayette, 2/24/19
... shot 70%+ from field	71.7% (33-46) vs. Navy, 1/17/04
... made 30+ FT	39 vs. Siena, 11/20/17
... attempted 40+ FT	45 vs. Siena, 11/20/17
... committed 5 or fewer TOs	5 vs. Lehigh, 3/8/17
... played an OT game	at Illinois State (lost, 105-100), 11/20/21
... played a 2OT game	vs. Holy Cross (lost, 77-72), 3/3/16
... played a 3OT game	at Navy (won, 87-86), 3/5/08
... played a ranked opponent	at #15/14 Ohio State (lost, 73-71), 12/15/18
... defeated a ranked opponent	at #17/19 Syracuse (74-69), 11/22/05
... defeated a top-10 opponent	at #7/10 Pittsburgh (69-66), 1/2/05
... played the No. 1 ranked team	at Syracuse (lost 80-61), 12/20/11

BUCKNELL SINGLE-GAME RECORDS AT A GLANCE

• INDIVIDUAL

POINTS	45	Al Leslie vs. American (1/12/80)
	42	Jim Wherry vs. Penn State (12/18/67)
	42	Kevin Bettencourt vs. St. Francis (12/6/03)
<i>active</i>	38	Andrew Funk at Illinois State (11/20/21)
REBOUNDS	28	Craig Greenwood vs. DePauw (12/14/68)
<i>active</i>	12	Alex Timmerman vs. Rider (11/24/21)
ASSISTS	16	Russell Peyton vs. UMBC (11/26/91)
<i>active</i>	7	Xander Rice (twice)
BLOCKS	8	Mike Butts vs. Lehigh (1989)
	8	Mike Butts vs. Towson (1989)
	8	Brian Anderson vs. George Mason (12/1/93)
	8	Mike Muscala at Lehigh (1/26/11)
<i>active</i>	3	Andre Screen (twice)
STEALS	8	Jaye Andrews vs. Drexel (1985)
	8	Russell Peyton vs. Loyola (Md.) (2/24/93)
<i>active</i>	3	Andrew Funk (three times)
	3	Malachi Rhodes vs. Princeton (11/30/19)
	3	Xander Rice (twice)
FG MADE	20	Joe Steiner vs. La Salle (2/7/62)
<i>active</i>	12	Andrew Funk at Illinois State (11/20/21)
FG ATT.	34	Joe Steiner vs. Temple (2/14/61)
<i>active</i>	25	Andrew Funk at Illinois State (11/20/21)
3FG MADE	11	Kevin Bettencourt vs. St. Francis (12/6/03)
<i>active</i>	7	Andrew Funk (twice)
3FG ATT.	16	Kevin Bettencourt at St. Francis (12/6/03)
	16	Andrew Funk at Illinois State (11/20/21)
<i>active</i>	16	Andrew Funk at Illinois State (11/20/21)
FT MADE	19	Zach Thomas vs. Siena (11/20/17)
<i>active</i>	10	Elvin Edmonds IV at Illinois State (11/20/21)
FT ATT.	22	Zach Thomas vs. Siena (11/20/17)
<i>active</i>	11	Elvin Edmonds IV at Illinois State (11/20/21)

• TEAM

POINTS	119	vs. Colgate (1/29/68)
PTS. IN 1H	63	vs. Lafayette (2/24/19)
PTS. IN 2H	66	vs. Susquehanna (11/26/85)
PTS. IN OT	25	at Fairfield (12/1/14)
FG MADE	50	vs. Rochester (1/7/75)
	50	vs. Albright (1/15/69)
FG ATT.	105	vs. Rutgers (2/5/52)
FG%	71.7	vs. Navy (1/17/04) (33-46)
3FG MADE	21	vs. Lafayette (2/24/19)
3FG ATT.	40	vs. Lafayette (2/22/17)
3FG%	90.0	vs. Lycoming (12/11/87) (9-10)
FT MADE	41	vs. Colgate (2/2/94)
FT ATT.	56	vs. Colgate (2/2/94)
FT%	100.0	vs. Lafayette (2/1/89) (22-22)
	100.0	vs. Richmond (12/17/11) (21-21)
	100.0	vs. Lafayette (2/4/05) (20-20)
	100.0	vs. Lafayette (1/14/12) (15-15)
	100.0	vs. Navy (1/28/12) (10-10)
REBOUNDS	71	vs. Washington & Jefferson (12/15/64)
BLOCKS	15	vs. George Mason (12/1/93)
LOW TO	1	vs. American (1/13/10)

BISON TRENDS**2021-22/Under Nathan Davis**

1-1	62-22	in home games
0-2	42-48	in road games
0-2	5-6	at neutral sites
1-3	39-31	following a loss
0-1	64-42	following a win
0-1	18-2	when scoring at least 90 points
1-1	59-13	when scoring at least 80 points
0-4	49-65	when scoring fewer than 80 points
0-2	76-17	when leading at halftime
1-2	29-57	when trailing at halftime
0-1	4-3	when tied at halftime
0-2	67-18	when outrebounding an opponent
1-3	36-56	when getting outrebounded
0-0	44-7	when shooting 50% or better from field
1-5	65-70	when shooting under 50% from field
0-0	3-28	when opponent shoots 50% or better
1-5	106-49	when opponent shoots under 50%
1-1	66-24	when shooting more free throws
0-3	36-50	when shooting fewer free throws
0-0	43-35	when committing fewer turnovers
1-5	52-42	when committing more turnovers
1-5	18-24	in November
0-0	13-16	in December
0-0	41-13	in January
0-0	25-17	in February
0-0	12-7	in March
0-0	0-1	in morning games
0-3	40-30	in afternoon games
1-2	69-46	in evening games
0-0	7-5	in games decided by one point
0-2	28-25	in games decided by 5 points or fewer
1-2	14-20	in games decided by 6-10 points
0-1	64-32	in games decided by 11 or more points
0-1	5-4	in overtime games
1-1	45-21	in white uniforms
0-0	6-3	in gray uniforms
0-2	32-37	in blue uniforms
0-2	25-16	in orange uniforms

MISCELLANEOUS STATS

Consecutive Games (10+)	Consecutive Starts
Xander Rice (52)	Andrew Funk (22)
Andrew Funk (34)	Xander Rice (18)
Jake van der Heijden (18)	Jake van der Heijden (6)
	Ian Motta (3)
	Alex Timmerman (2)

Dunks: Screen 3, Newton

Charges Drawn: Funk, Rice

Converting 3-point plays: Rice 5-5, Adoh 1-1, Funk 1-1, Screen 2-2, Rhodes 1-2, Timmerman 0-1

Converting 4-point plays: Funk 1-1

Bucknell's Largest Lead: 15 (last at 29-14 at 6:21 1H vs. Rider)

Bucknell's Largest Deficit: 21 (83-62 at 4:42 2H at N.C. State)

Largest Deficit Bucknell Has Overcome to Win: 2 (last at 35-33 at half vs. Rider)

Bison From the Foul Line in Last 5 Minutes of a Game (Plus Overtime):

Andrew Funk	3-3	1.000
Andre Screen	2-2	1.000
Jake van der Heijden	2-2	1.000
Elvin Edmonds IV	8-9	.889
Xander Rice	9-11	.818
Totals	24-27	.889

STARTING LINEUPS

- **Rice, Funk, Adoh, van der Heijden, Screen (1-2):** at N.C. State (L), Penn (L), Rider (W)
- **Rice, Funk, Motta, van der Heijden, Screen (0-1):** at Illinois State (L)
- **Rice, Funk, Motta, van der Heijden, Timmerman (0-2):** vs. Mercer (L), vs. Rider (L)

PATRIOT LEAGUE LEADERBOARD**TEAM STATISTICS**

Category	Stat	PL	NCAA
Scoring Offense	77.7	2nd	94th
Scoring Defense	83.8	10th	340th
Scoring Margin	-6.2	7th	292nd
FT Percentage	.809	1st	13th
FG Percentage	.445	5th	166th
FG Pct. Defense	.418	5th	172nd
3FG Percentage	.342	4th	158th
3FG Pct. Defense	.326	6th	170th
3FG Made	9.2	3rd	62nd
Reb. Offense	36.8	4th	159th
Reb. Defense	40.3	9th	—
Reb. Margin	-3.5	7th	287th
Blocked Shots	2.3	10th	274th
Assists	14.5	5th	117th
Steals	2.5	10th	350th
TO Margin	-6.3	9th	338th
Assist/TO Ratio	0.9	5th	194th

PATRIOT LEAGUE INDIVIDUAL LEADERS (top 15)

Elvin Edmonds IV		
FT Pct.	.895	5th

Andrew Funk		
Scoring	19.7	1st
FG Pct.	.433	7th
3FG Pct.	.377	5th
3FG Made	3.8	1st
FT Pct.	.850	7th
Assists	2.8	12th
Minutes	35.7	1st

Xander Rice		
Scoring	15.2	7th
FG Pct.	.385	9th
FT Pct.	.923	4th
Assists	4.3	3rd
Assist/TO	2.0	4th
Minutes	32.8	6th

Alex Timmerman		
Rebounds	7.0	5th

Jake van der Heijden		
3FG Made	1.8	12th

NCAA INDIVIDUAL LEADERS (top 100)

Elvin Edmonds IV		
FT Pct.	.895	65th

Andrew Funk		
Scoring	19.7	34th
3FG Made	3.8	8th
Minutes	35.8	30th

Xander Rice		
FT Pct.	.923	49th

BISON BY THE NUMBERS

Years of Basketball	127th
1st Season	1895-96
Head Coaches (all-time)	21
Head Coaches (in PL)	4

All-time Record	1468-1262-1
Winning Seasons	68
.500 Seasons	5
Losing Seasons	53
20+ Win Seasons	14
Undefeated Seasons	2
NCAA Appearances	8
NIT Appearances	3
Top-25 Wins	3
Weeks Ranked in Top 25	2

PL W-L	306-138
PL Tournament W-L	44-25
PL Tournament Titles	6
PL Championship Game Appearances	13
PL Regular Season Titles	13
PL Outright Regular Season Titles (no ties)	9

First Team All-PL	38
Second Team All-PL	21
Third Team All-PL (started 2013-14)	5
PL All-Rookie Team	15
PL All-Defensive Team (started 2015-16)	7
PL Player of Year	8
PL Rookie of Year	3
PL Defensive Player of Year	7
PL Coach of Year	9
PL Player of Week	76
PL Rookie of Week	47
All-PL Tournament	34
PL Tournament MVP	6

All-Americans	10
Academic All-Americans	9
PL Scholar-Athletes of the Year	12
PL Academic Honor Roll	135
PL All-Academic Team	15

TOP SOJKA PAVILION CROWDS

Date	Opponent	Attendance
12/6/05	#4 Villanova	4,433
11/14/06	Wake Forest	4,330
3/11/11	Lafayette	4,271
3/7/12	Lehigh	4,267
11/28/14	Penn State	4,257
12/21/05	Saint Joseph's	4,252
2/9/07	Holy Cross	4,209
2/25/06	Army	4,174
2/16/08	Holy Cross	4,162
1/21/06	Colgate	4,157
2/26/11	Army	4,148
2/22/06	Lehigh	4,136
1/11/08	Navy	4,126
1/26/08	Colgate	4,118
3/10/06	Holy Cross	4,110
1/27/07	Army	4,110
1/14/06	Holy Cross	4,102
11/10/07	Albany	4,056
3/4/07	Army	4,032
3/6/11	Lehigh	4,029
12/2/06	Northern Iowa	4,011
1/20/07	Colgate	4,009

(Capacity: 4,000)

2021-22 BUCKNELL SCHEDULE & RESULTS

DATE	OPPONENT	SCORE	ATT.	HIGH PTS.	HIGH REB.	NOTABLE
NOVEMBER						
Tue. 9	at N.C. State (ACCNX)	L 88-70	13,131	Funk/Rice (14)	Screen (8)	Bison jump out to 13-1 lead, game tied 40-40 at half
Sun. 14	PENN (ESPN+)	L 73-68	1,406	Funk (32)	Screen (9)	Funk hits 7 3FGs on way to career-high 32 pts.
Wed. 17	RIDER (ESPN+)	W 81-74	1,176	Rice (23)	Screen (8)	Rice, Screen (20), Rhodes (11) all set scoring highs
Sat. 20	at Illinois State [^] (ESPN+)	L 105-100 ^{OT}	2,576	Funk (38)	Timmerman (9)	Funk ties Cancun Challenge scoring record
Tue. 23	vs. Mercer# (FloHoops)	L 78-68	133	Timmerman (22)	Timmerman/Funk (8)	Mercer 17-2 edge in pts. off turnovers
Wed. 24	vs. Rider# (FloHoops)	L 85-79	103	Rice (24)	Timmerman (12)	Late 11-0 run sends Rider from down 4 to up 7
Sun. 28	SIENA (ESPN+)	2 p.m.				

DECEMBER

Wed. 1	at Saint Francis (Pa.) (NECFR)	7 p.m.
Sat. 4	at Hofstra (FloHoops)	2 p.m.
Tue. 7	at Princeton (ESPN+)	7 p.m.
Sat. 18	LA SALLE (ESPN+)	2 p.m.
Wed. 22	at Richmond (ESPN+)	4 p.m.
Wed. 29	at Albany	7 p.m.

JANUARY

Sat. 1	at Boston University* (ESPN+)	1 p.m.
Tue. 4	ARMY* (ESPN+)	7 p.m.
Fri. 7	at Navy* (ESPN+)	7 p.m.
Mon. 10	at Loyola* (ESPN+)	7 p.m.
Thu. 13	LEHIGH* (ESPN+)	7 p.m.
Sun. 16	at American* (ESPN+)	2 p.m.
Wed. 19	COLGATE* (ESPN+)	7 p.m.
Sat. 22	at Holy Cross* (ESPN+)	2 p.m.
Wed. 26	NAVY* (ESPN+)	7 p.m.
Sun. 30	LOYOLA* (CBS SN)	6 p.m.

FEBRUARY

Wed. 2	at Colgate* (ESPN+)	7 p.m.
Sat. 5	at Lafayette* (ESPN+)	2 p.m.
Wed. 9	AMERICAN* (ESPN+)	7 p.m.
Sat. 12	HOLY CROSS* (ESPN+)	2 p.m.
Mon. 14	at Lehigh* (CBS SN)	TBA
Sat. 19	LAFAYETTE* (ESPN+)	TBA
Wed. 23	at Army* (ESPN+)	6 p.m.
Sat. 26	BOSTON UNIVERSITY* (ESPN+)	TBA

MARCH

Tue. 1	Patriot League Tournament First Round~
Thu. 3	Patriot League Tournament Quarterfinals~
Sun. 6	Patriot League Tournament Semifinals~
Wed. 9	Patriot League Tournament Championship~

Home contests in **BOLD** at Sojka Pavilion[^] Cancun Challenge campus site game # Cancun Challenge at Cancun, Mexico

~ Patriot League Tournament games at higher seed * Patriot League Central Division contest

SCORE BY PERIODS

	1st	2nd	OT	Total
Bucknell	223 (37.2)	231 (38.5)	12 (12.0)	466 (77.7)
Opponent	224 (37.3)	262 (43.7)	17 (17.0)	503 (83.6)

ATTENDANCE SUMMARY

	G	Total	Avg./G
Home	2	2,582	1,291.0
Away	2	15,707	7,853.5
Neutral	2	236	118.0
Total	6	18,525	3087.5

RECORD SUMMARY

Bucknell Record	Overall	Home	Away	Neutral
All Games	1-5	1-1	0-2	0-2
Patriot League	0-0	0-0	0-0	0-0
Non-Conference	1-5	1-1	0-2	0-2

MARGIN OF VICTORY

1	2	3	4	5	6	7	8	9	10	11	12	13	14+
0	0	0	0	0	0	1	0	0	0	0	0	0	0

MARGIN OF DEFEAT

1	2	3	4	5	6	7	8	9	10	11	12	13	14+
0	0	0	0	2	1	0	0	0	1	0	0	0	1

BUCKNELL TEAM STATS — ALL GAMES [1-5]

#	Player	GP	GS	Min	Avg	FG	FGA	Pct	3FG	FGA	Pct	FT	FTA	Pct	OR	DR	Reb	Avg	PF	FO	A	TO	Blk	Stl	Pts	Avg
10	Funk, Andrew	6	6	214	35.7	39	90	.433	23	61	.377	17	20	.850	0	27	27	4.5	6	0	17	16	1	3	118	19.7
21	Rice, Xander	6	6	197	32.8	30	78	.385	7	24	.292	24	26	.923	4	18	22	3.7	18	1	26	13	0	3	91	15.2
23	Screen, Andre	4	4	93	23.3	19	31	.613	0	0	.000	7	8	.875	6	25	31	7.8	12	1	4	10	3	0	45	11.3
40	Timmerman, Alex	6	2	135	22.5	25	36	.694	1	1	1.000	9	12	.750	10	32	42	7.0	11	0	5	8	2	0	60	10.0
05	Edmonds IV, Elvin	6	0	141	23.5	12	26	.462	6	13	.462	17	19	.895	3	10	13	2.2	11	0	16	11	1	3	47	7.8
32	van der Heijden, Jake	6	6	165	27.5	14	31	.452	11	23	.478	3	4	.750	5	13	18	3.0	14	0	7	7	4	1	42	7.0
11	Adoh, Josh	4	3	51	12.8	8	24	.333	4	17	.235	2	3	.667	1	5	6	1.5	10	0	3	5	0	3	22	5.5
03	Rhodes, Malachi	6	0	79	13.2	6	18	.333	1	6	.167	9	14	.643	2	18	20	3.3	15	1	2	10	3	0	22	3.7
12	Newton, Brock	4	0	17	4.3	2	5	.400	0	1	.000	1	2	.500	2	1	3	0.8	3	0	1	0	0	1	5	1.3
13	Bascoe, Josh	6	0	42	7.0	3	5	.600	1	2	.500	0	2	.000	0	8	8	1.3	2	0	3	8	0	0	7	1.2
01	Motta, Ian	6	3	91	15.2	3	18	.167	1	13	.077	0	0	.000	4	12	16	2.7	8	0	3	4	0	1	7	1.2
TM	TEAM.....														11	4	15	2.5	0			0			0	
	Total.....	6				161	362	.445	55	161	.342	89	110	.809	48	173	221	36.8	110	3	87	92	14	15	466	77.7
	Opponents.....	6				176	421	.418	49	151	.325	102	126	.810	79	163	242	40.3	110	5	65	54	16	62	503	83.8

BUCKNELL TEAM STATS — PATRIOT LEAGUE GAMES [0-0]

#	Player	GP	GS	Min	Avg	FG	FGA	Pct	3FG	FGA	Pct	FT	FTA	Pct	OR	DR	Reb	Avg	PF	FO	A	TO	Blk	Stl	Pts	Avg
---	--------	----	----	-----	-----	----	-----	-----	-----	-----	-----	----	-----	-----	----	----	-----	-----	----	----	---	----	-----	-----	-----	-----

BUCKNELL TEAM STATS — HOME GAMES [1-1]

#	Player	GP	GS	Min	Avg	FG	FGA	Pct	3FG	FGA	Pct	FT	FTA	Pct	OR	DR	Reb	Avg	PF	FO	A	TO	Blk	Stl	Pts	Avg
10	Funk, Andrew	2	2	70	35.0	11	25	.440	9	19	.474	7	7	1.000	0	5	5	2.5	1	0	4	4	1	0	38	19.0
21	Rice, Xander	2	2	63	31.5	10	25	.400	4	8	.500	5	7	.714	2	4	6	3.0	5	0	8	2	0	0	29	14.5
23	Screen, Andre	2	2	53	26.5	10	16	.625	0	0	.000	4	5	.800	2	15	17	8.5	4	0	2	3	1	0	24	12.0
05	Edmonds IV, Elvin	2	0	47	23.5	6	11	.545	3	5	.600	2	2	1.000	1	6	7	3.5	3	0	6	4	1	1	17	8.5
03	Rhodes, Malachi	2	0	35	17.5	4	8	.500	1	3	.333	4	7	.571	1	9	10	5.0	3	0	2	5	2	0	13	6.5
40	Timmerman, Alex	2	0	25	12.5	4	5	.800	1	1	1.000	4	5	.800	0	11	11	5.5	2	0	1	3	0	0	13	6.5
11	Adoh, Josh	2	2	27	13.5	3	14	.214	1	10	.100	0	0	.000	0	3	3	1.5	4	0	2	3	0	2	7	3.5
32	van der Heijden, Jake	2	2	46	23.0	2	5	.400	1	4	.250	0	0	.000	2	4	6	3.0	5	0	0	1	2	1	5	2.5
01	Motta, Ian	2	0	26	13.0	1	8	.125	1	7	.143	0	0	.000	1	3	4	2.0	2	0	2	1	0	0	3	1.5
13	Bascoe, Josh	2	0	8	4.0	0	0	.000	0	0	.000	0	0	.000	0	3	3	1.5	1	0	0	2	0	0	0	0.0
TM	TEAM.....														7	2	9	4.5	0			0			0	
	Total.....	2				51	117	.436	21	57	.368	26	33	.788	16	65	81	40.5	30	0	27	28	7	4	149	74.5
	Opponents.....	2				54	144	.375	15	53	.283	24	27	.889	27	54	81	40.5	36	2	21	17	10	19	147	73.5

BUCKNELL TEAM STATS — AWAY GAMES [0-2]

#	Player	GP	GS	Min	Avg	FG	FGA	Pct	3FG	FGA	Pct	FT	FTA	Pct	OR	DR	Reb	Avg	PF	FO	A	TO	Blk	Stl	Pts	Avg
10	Funk, Andrew	1	1	20	20.0	4	7	.571	2	5	.400	2	3	.667	1	1	2	2.0	3	0	0	1	0	1	12	12.0
05	Edmonds IV, Elvin	2	0	47	23.5	5	9	.556	3	5	.600	10	11	.909	2	0	2	1.0	4	0	6	3	0	2	23	11.5
23	Screen, Andre	2	2	40	20.0	9	15	.600	0	0	.000	3	3	1.000	4	10	14	7.0	8	1	2	7	2	0	21	10.5
32	van der Heijden, Jake	2	2	54	27.0	7	13	.538	5	9	.556	2	2	1.000	3	4	7	3.5	6	0	4	2	1	0	21	10.5
21	Rice, Xander	2	2	66	33.0	7	26	.269	1	7	.143	3	3	1.000	0	5	5	2.5	7	1	13	7	0	1	18	9.0
40	Timmerman, Alex	2	0	45	22.5	7	13	.538	0	0	.000	0	0	.000	4	7	11	5.5	4	0	3	2	2	0	14	7.0
13	Bascoe, Josh	2	0	19	9.5	3	3	1.000	1	1	1.000	0	0	.000	0	2	2	1.0	0	0	2	2	0	0	7	3.5
03	Rhodes, Malachi	2	0	25	12.5	0	4	.000	0	2	.000	1	2	.500	1	7	8	4.0	4	0	0	3	1	0	1	0.5
12	Newton, Brock	2	0	6	3.0	0	1	.000	0	0	.000	1	2	.500	1	1	2	1.0	1	0	0	0	0	0	1	0.5
01	Motta, Ian	2	1	31	15.5	0	4	.000	0	4	.000	0	0	.000	2	3	5	2.5	3	0	0	2	0	0	0	0.0
TM	TEAM.....														4	0	4	2.0	0			0			0	
	Total.....	2				60	135	.444	21	58	.362	29	33	.879	22	52	74	37.0	45	2	35	35	6	6	170	85.0
	Opponents.....	2				64	143	.448	15	50	.300	50	65	.769	30	54	84	42.0	35	2	21	19	4	24	193	96.5

BUCKNELL TEAM STATS — LAST 5 GAMES (1-4)

#	Player	GP	GS	Min	Avg	FG	FGA	Pct	3FG	FGA	Pct	FT	FTA	Pct	OR	DR	Reb	Avg	PF	FO	A	TO	Blk	Stl	Pts	Avg
10	Funk, Andrew	5	5	181	36.2	33	75	.440	21	52	.404	17	20	.850	0	23	23	4.6	3	0	14	13	1	3	104	20.8
21	Rice, Xander	5	5	165	33.0	24	66	.364	6	19	.316	23	25	.920	4	15	19	3.8	16	1	20	9	0	3	77	15.4
23	Screen, Andre	3	3	70	23.3	14	23	.609	0	0	.000	7	8	.875	5	18	23	7.7	9	1	2	9	2	0	35	11.7
40	Timmerman, Alex	5	2	118	23.6	23	32	.719	1	1	1.000	9	12	.750	8	32	40	8.0	10	0	5	7	2	0	56	11.2
05	Edmonds IV, Elvin	5	0	124	24.8	10	23	.435	5	12	.417	17	19	.895	3	10	13	2.6	10	0	15	10	1	3	42	8.4
32	van der Heijden, Jake	5	5	141	28.2	10	24	.417	8	18	.444	3	4	.750	3	12	15	3.0	12	0	6	5	4	1	31	6.2
03	Rhodes, Malachi	5	0	65	13.0	6	15	.400	1	4	.250	9	14	.643	2	14	16	3.2	13	1	2	8	3	0	22	4.4
11	Adoh, Josh	3	2	31	10.3	4	17	.235	2	12	.167	0	0	.000	0	4	4	1.3	7	0	3	4	0	2	10	3.3
12	Newton, Brock	3	0	15	5.0	2	5	.400	0	1	.000	1	2	.500	2	1	3	1.0	3	0	1	0	0	1	5	1.7
01	Motta, Ian	5	3	79	15.8	3	14	.214	1	9	.111	0	0	.000	4	10	14	2.8	8	0	3	3	0	1	7	1.4
13	Bascoe, Josh	5	0	36	7.2	3	5	.600	1	2	.500	0	2	.000	0	6	6	1.2	2	0	2	7	0	0	7	1.4
TM	TEAM.....														9	4	13	2.6	0			0			0	
	Total.....	5				132	299	.441	46	130	.354	86	106	.811	40	149	189	37.8	93	3	73	75	13	14	396	79.2
	Opponents.....	5				143	349	.410	42	126	.333	87	106	.821	62	137	199	39.8	98	5	58	46	14	49	415	83.0

BUCKNELL TEAM STATS — GAMES WON (1-0)

#	Player	GP	GS	Min	Avg	FG	FGA	Pct	3FG	FGA	Pct	FT	FTA	Pct	OR	DR	Reb	Avg	PF	FO	A	TO	Blk	Stl	Pts	Avg
21	Rice, Xander	1	1	32	32.0	7	13	.538	4	5	.800	5	7	.714	0	2	2	2.0	3	0	4	0	0	0	23	23.0
23	Screen, Andre	1	1	26	26.0	8	9	.889	0	0	.000	4	5	.800	1	7	8	8.0	4	0	1	1	0	0	20	20.0
03	Rhodes, Malachi	1	0	24	24.0	4	5	.800	1	2	.500	2	3	.667	1	6	7	7.0	3	0	2	5	2	0	11	11.0
05	Edmonds IV, Elvin	1	0	22	22.0	2	3	.667	1	1	1.000	2	2	1.000	0	3	3	3.0	0	0	4	2	1	1	7	7.0
10	Funk, Andrew	1	1	34	34.0	2	8	.250	2	6	.333	0	0	.000	0	3	3	3.0	0	0	2	0	1	0	6	6.0
40	Timmerman, Alex	1	0	13	13.0	1	2	.500	0	0	.000	4	5	.800	0	7	7	7.0	1	0	1	0	0	0	6	6.0
11	Adoh, Josh	1	1	14	14.0	2	10	.200	1	7	.143	0	0	.000	0	2	2	2.0	1	0	1	3	0	1	5	5.0
01	Motta, Ian	1	0	15	15.0	1	4	.250	1	4	.250	0	0	.000	0	1	1	1.0	1	0	0	1	0	0	3	3.0
32	van der Heijden, Jake	1	1	16	16.0	0	1	.000	0	1	.000	0	0	.000	1	2	3	3.0	3	0	0	1	1	0	0	0.0
13	Bascoe, Josh	1	0	4	4.0	0	0	.000	0	0	.000	0	0	.000	0	1	1	1.0	1	0	0	1	0	0	0	0.0
TM	TEAM.....														2	1	3	3.0	0			0			0	
	Total.....	1				27	55	.491	10	26	.385	17	22	.773	5	35	40	40.0	17	0	15	14	5	2	81	81.0
	Opponents.....	1				29	83	.349	5	31	.161	11	12	.917	19	26	45	45.0	22	2	9	8	3	10	74	74.0

BUCKNELL TEAM STATS — GAMES LOST (0-5)

#	Player	GP	GS	Min	Avg	FG	FGA	Pct	3FG	FGA	Pct	FT	FTA	Pct	OR	DR	Reb	Avg	PF	FO	A	TO	Blk	Stl	Pts	Avg
10	Funk, Andrew	5	5	180	36.0	37	82	.451	21	55	.382	17	20	.850	0	24	24	4.8	6	0	15	16	0	3	112	22.4
21	Rice, Xander	5	5	165	33.0	23	65	.354	3	19	.158	19	19	1.000	4	16	20	4.0	15	1	22	13	0	3	68	13.6
40	Timmerman, Alex	5	2	122	24.4	24	34	.706	1	1	1.000	5	7	.714	10	25	35	7.0	10	0	4	8	2	0	54	10.8
32	van der Heijden, Jake	5	5	149	29.8	14	30	.467	11	22	.500	3	4	.750	4	11	15	3.0	11	0	7	6	3	1	42	8.4
23	Screen, Andre	3	3	67	22.3	11	22	.500	0	0	.000	3	3	1.000	5	18	23	7.7	8	1	3	9	3	0	25	8.3
05	Edmonds IV, Elvin	5	0	119	23.8	10	23	.435	5	12	.417	15	17	.882	3	7	10	2.0	11	0	12	9	0	2	40	8.0
11	Adoh, Josh	3	2	37	12.3	6	14	.429	3	10	.300	2	3	.667	1	3	4	1.3	9	0	2	2	0	2	17	5.7
03	Rhodes, Malachi	5	0	55	11.0	2	13	.154	0	4	.000	7	11	.636	1	12	13	2.6	12	1	0	5	1	0	11	2.2
13	Bascoe, Josh	5	0	38	7.6	3	5	.600	1	2	.500	0	2	.000	0	7	7	1.4	1	0	3	7	0	0	7	1.4
12	Newton, Brock	4	0	17	4.3	2	5	.400	0	1	.000	1	2	.500	2	1	3	0.8	3	0	1	0	0	1	5	1.3
01	Motta, Ian	5	3	76	15.2	2	14	.143	0	9	.000	0	0	.000	4	11	15	3.0	7	0	3	3	0	1	4	0.8
TM	TEAM.....														9	3	12	2.4	0			0			0	
	Total.....	5				134	307	.436	45	135	.333	72	88	.818	43	138	181	36.2	93	3	72	78	9	13	385	77.0
	Opponents.....	5				147	338	.435	44	120	.367	91	114	.798	60	137	197	39.4	88	3	56	46	13	52	429	85.8

BUCKNELL TEAM STATS — GAME-BY-GAME

Opponent	Date	Score	W/L	TOTAL			3-PTRS			FT	FTA	Pct	REBOUNDS				PF	A	TO	Blk	Stl	Pts	Avg
				FG	FGA	Pct	3FG	FGA	Pct				Off	Def	Tot	Avg							
at NC State	11/09/21	70-88	L	29	63	.460	9	31	.290	3	4	.750	8	24	32	32.0	17	14	17	1	1	70	70.0
PENN	11/14/21	68-73	L	24	62	.387	11	31	.355	9	11	.818	11	30	41	36.5	13	12	14	2	2	68	69.0
RIDER	11/17/21	81-74	W	27	55	.491	10	26	.385	17	22	.773	5	35	40	37.7	17	15	14	5	2	81	73.0
at Illinois St.	11/20/21	100-105	Lot	31	72	.431	12	27	.444	26	29	.897	14	28	42	38.8	28	21	18	5	5	100	79.8
vs Mercer	11/23/21	68-78	L	25	54	.463	4	18	.222	14	20	.700	4	29	33	37.6	14	12	13	0	1	68	77.4
vs Rider	11/24/21	79-85	L	25	56	.446	9	28	.321	20	24	.833	6	27	33	36.8	21	13	16	1	4	79	77.7
Bucknell		466		161	362	.445	55	161	.342	89	110	.809	48	173	221	36.8	110	87	92	14	15	466	77.7
Opponents		503		176	421	.418	49	151	.325	102	126	.810	79	163	242	40.3	110	65	54	16	62	503	83.8

BUCKNELL TEAM STATS — OPPONENT GAME-BY-GAME

Opponent	Date	Score	W/L	TOTAL			3-PTRS			FT	FTA	Pct	REBOUNDS				PF	A	TO	Blk	Stl	Pts	Avg
				FG	FGA	Pct	3FG	FGA	Pct				Off	Def	Tot	Avg							
at NC State	11/09/21	70-88	L	33	72	.458	7	25	.280	15	20	.750	17	26	43	43.0	12	7	8	2	13	88	88.0
PENN	11/14/21	68-73	L	25	61	.410	10	22	.455	13	15	.867	8	28	36	39.5	14	12	9	7	9	73	80.5
RIDER	11/17/21	81-74	W	29	83	.349	5	31	.161	11	12	.917	19	26	45	41.3	22	9	8	3	10	74	78.3
at Illinois St.	11/20/21	100-105	Lot	31	71	.437	8	25	.320	35	45	.778	13	28	41	41.2	23	14	11	2	11	105	85.0
vs Mercer	11/23/21	68-78	L	29	66	.439	11	31	.355	9	10	.900	9	29	38	40.6	20	13	10	2	9	78	83.6
vs Rider	11/24/21	79-85	L	29	68	.426	8	17	.471	19	24	.792	13	26	39	40.3	19	10	8	0	10	85	83.8
Opponents		503		176	421	.418	49	151	.325	102	126	.810	79	163	242	40.3	110	65	54	16	62	503	83.8
Bucknell		466		161	362	.445	55	161	.342	89	110	.809	48	173	221	36.8	110	87	92	14	15	466	77.7

#11 • JOSH ADOH • SOPHOMORE • GUARD • 6-3 • 206 • BELLFLOWER, CALIF. • COMBINE ACADEMY (N.C.)

Physical wing player with good size and strength ... rookie year was disrupted by injury and the pandemic, but is poised to play a bigger role as a sophomore ... California native who did a postgraduate year at Combine Academy in North Carolina ... can drive the ball to the basket or score from the perimeter ... has the ability to play the 2 and 3 positions ... outstanding defender.

2021-22

Earned first career start on opening night at N.C. State and delivered 12 pts. ... hit a 3FG on the team's 1st possession of the season ... missed the Illinois State and Mercer games due to illness.

2020-21

Missed the start of the season due to injury and ended up playing in three games ... debuted vs. American on 2/27 and had an assist and a rebound ... a day later at AU hit a 3FG on his 1st career shot and finished with 5 pts., 6 reb. ... totaled 5 pts., 7 reb., 1 asst. in 21 min. on the season.

HIGH SCHOOL/PERSONAL

Joshua Onyejebosa Adoh ... born May 15, 2001 in Hollywood, Calif. ... son of Doris Adoh ... has four older siblings: Cyprian, Ezekiel, Amaris and Gabriel ... attended St. John Bosco High School in California before spending the 2019-20 year at Combine Academy, near Charlotte, N.C. ... at St. John Bosco, he was a three-time Scholar-Athlete honoree and a member of the Principal's Honor Roll (4.0+ grade-point average) in both semesters of his junior and senior years ... selected as his team's Most Improved Player as a junior and the Offensive Player of the Year as a senior, when he also earned All-Trinity League honors after averaging better than 13 points and 5 rebounds per game ... named to a number of all-tournament teams and helped lead his squad to a second-place regional finish in the California Interscholastic Federation in 2017-18 ... a year later, St. John Bosco won the Trinity League championship and finished with a 21-6 record ... in his postgraduate year at Combine Academy, averaged 30 points, 7 rebounds, 3 steals and 2 assists per game ... previously played AAU ball for West Coast Elite and Julius V ELITE (Cali Stars) ... majoring in computer science ... member of 2020-21 Patriot League Academic Honor Roll.

**ADOH'S CAREER HIGHS**

Points:	12	at N.C. State	11/9/2021
Rebounds:	6	at American	2/28/2021
Assists:	1	four times	
Steals:	1	three times	
Blocks:	0		
FG Made:	4	at N.C. State	11/9/2021
FG Attempted:	10	vs. Rider	11/17/2021
3-pt FG Made:	2	at N.C. State	11/9/2021
3-pt FG Attempted:	7	vs. Rider	11/17/2021
FT Made:	2	at N.C. State	11/9/2021
FT Attempted:	3	at N.C. State	11/9/2021

ADOH'S SEASON HIGHS

Points:	12	at N.C. State	11/9/2021
Rebounds:	2	at N.C. State	11/9/2021
Assists:	1	three times	
Steals:	1	three times	
Blocks:	0		
FG Made:	4	at N.C. State	11/9/2021
FG Attempted:	10	vs. Rider	11/17/2021
3-pt FG Made:	2	at N.C. State	11/9/2021
3-pt FG Attempted:	7	vs. Rider	11/17/2021
FT Made:	2	at N.C. State	11/9/2021
FT Attempted:	3	at N.C. State	11/9/2021

ADOH'S CAREER STATISTICS

Year	G	GS	Min.	Avg.	FGM	FGA	Pct.	3FGM	3FGA	Pct.	FTM	FTA	Pct.	OR	DR	Reb.	RPG	PF	DQ	A	TO	BK	ST	Pts.	PPG
2020-21	3	0	21	7.0	2	7	.286	1	3	.333	0	2	.000	3	4	7	2.3	6	0	1	1	0	0	5	1.7
2021-22	4	3	51	12.8	8	24	.333	4	17	.235	2	3	.667	1	5	6	1.5	10	0	3	5	0	3	22	5.5
TOTAL	7	3	72	10.3	10	31	.323	5	20	.250	2	5	.400	4	9	13	1.9	16	0	4	6	0	3	27	3.9

JOSH ADOH'S CAREER GAME-BY-GAME

ADOH'S 2021-22 GAME-BY-GAME STATISTICS

Opponent	Min.	FG-A	Pct.	3FG-A	Pct.	FT-A	Pct.	RB	PF	A	TO	B	S	PTS
NC State	20	4-7	.571	2-5	.400	2-3	.667	2	3	0	1	0	1	12
Penn	14	1-4	.250	0-3	.000	0-0	—	1	3	1	0	0	1	2
Rider	13	2-10	.200	1-7	.143	0-0	—	3	0	2	0	0	1	5
Illinois State	DNP—INJ													
Mercer	DNP—INJ													
Rider	4	1-3	.333	1-2	.500	0-0	—	1	3	1	1	0	0	3
Siena														
St. Francis														
Hofstra														
Princeton														
La Salle														
Richmond														
Albany														
Boston U.*														
Army*														
Navy*														
Loyola*														
Lehigh*														
American*														
Colgate*														
Holy Cross*														
Navy*														
Loyola*														
Colgate*														
Lafayette*														
American*														
Holy Cross*														
Lehigh*														
Lafayette*														
Army*														
Boston U.*														

* Patriot League game ^ Patriot League Tournament Games started in **bold**

ADOH'S 2020-21 GAME-BY-GAME STATISTICS

Opponent	Min.	FG-A	Pct.	3FG-A	Pct.	FT-A	Pct.	RB	PF	A	TO	B	S	PTS
Navy	DNP—INJ													
Navy	DNP—INJ													
Lafayette*	DNP—INJ													
Lafayette*	DNP—INJ													
Lehigh*	DNP—INJ													
Lehigh*	DNP—INJ													
Lehigh*	DNP—INJ													
Lehigh*	DNP—INJ													
American	6	0-0	—	0-0	—	0-0	—	1	1	1	0	0	0	0
American	12	2-6	.333	1-2	.500	0-2	.000	6	4	0	1	0	0	5
Lafayette^	DNP													
Colgate^	3	0-1	.000	0-1	.000	0-0	—	0	1	0	0	0	0	0

* Patriot League Central Division game ^ Patriot League Tournament Games started in **bold**

#13 • JOSH BASCOE • FRESHMAN • GUARD • 6-0 • 180 • MILTON, ONTARIO • VERMONT ACADEMY [VT.]


Quick point guard who comes to Bucknell from a strong prep program ... good ball-handler who can create his own shot from all three levels ... has deep shooting range.

2021-22

Made collegiate debut with solid 6 min. off bench at N.C. State ... had an asst. and 2 reb. ... scored first 7 career pts. at Illinois State, hitting all 3 FGA, including a 3FG.

HIGH SCHOOL/PERSONAL

Born March 11, 2002 in Guelph, Ontario ... parents are Shane and Mary Beth Bascoe ... has a younger sister, Jasmine ... father played professionally in Slovakia and Slovenia ... mother played collegiately at the University of Guelph ... lettered three times each in basketball and baseball at Vermont Academy ... captain of the basketball team ... named a Lakes Region All-Star after averaging better than 17 points per game as a junior ... transferred to prep basketball power Putnam Science Academy in Connecticut as a senior ... played AAU ball with Middlesex Magic.

**BASCOE'S CAREER HIGHS**

Points:	7	at Illinois State	11/20/2021
Rebounds:	2	three times	
Assists:	1	three times	
Steals:	0		
Blocks:	0		
FG Made:	3	at Illinois State	11/20/2021
FG Attempted:	3	at Illinois State	11/20/2021
3-pt FG Made:	1	at Illinois State	11/20/2021
3-pt FG Attempted:	1	twice	
FT Made:	0		
FT Attempted:	2	at Illinois State	11/20/2021

BASCOE'S SEASON HIGHS

Points:	7	at Illinois State	11/20/2021
Rebounds:	2	three times	
Assists:	1	three times	
Steals:	0		
Blocks:	0		
FG Made:	3	at Illinois State	11/20/2021
FG Attempted:	3	at Illinois State	11/20/2021
3-pt FG Made:	1	at Illinois State	11/20/2021
3-pt FG Attempted:	1	twice	
FT Made:	0		
FT Attempted:	2	at Illinois State	11/20/2021

BASCOE'S CAREER STATISTICS

Year	G	GS	Min.	Avg.	FGM	FGA	Pct.	3FGM	3FGA	Pct.	FTM	FTA	Pct.	OR	DR	Reb.	RPG	PF	DQ	A	TO	BK	ST	Pts.	PPG
2021-22	6	0	42	7.0	3	5	.600	1	2	.500	0	2	.000	0	8	8	1.3	2	0	3	8	0	0	7	1.2
TOTAL	6	0	42	7.0	3	5	.600	1	2	.500	0	2	.000	0	8	8	1.3	2	0	3	8	0	0	7	1.2

JOSH BASCOE'S CAREER GAME-BY-GAME

BASCOE'S 2021-22 GAME-BY-GAME STATISTICS

Opponent	Min.	FG-A	Pct.	3FG-A	Pct.	FT-A	Pct.	RB	PF	A	TO	B	S	PTS
NC State	6	0-0	—	0-0	—	0-0	—	2	0	1	1	0	0	0
Penn	4	0-0	—	0-0	—	0-0	—	2	0	0	1	0	0	0
Rider	4	0-0	—	0-0	—	0-0	—	1	1	0	1	0	0	0
Illinois State	13	3-3	1.000	1-1	1.000	0-0	—	0	0	1	1	0	0	7
Mercer	14	0-1	.000	0-0	—	0-2	.000	2	1	0	3	0	0	0
Rider	2	0-1	.000	0-1	.000	0-0	—	1	0	1	1	0	0	0
Siena														
St. Francis														
Hofstra														
Princeton														
La Salle														
Richmond														
Albany														
Boston U.*														
Army*														
Navy*														
Loyola*														
Lehigh*														
American*														
Colgate*														
Holy Cross*														
Navy*														
Loyola*														
Colgate*														
Lafayette*														
American*														
Holy Cross*														
Lehigh*														
Lafayette*														
Army*														
Boston U.*														

* Patriot League game ^ Patriot League Tournament Games started in **bold**

#25 • ALEK DELEV • SOPHOMORE • GUARD • 6-0 • 140 • SOFIA, BULGARIA • SECOND ENGLISH LANGUAGE SCHOOL

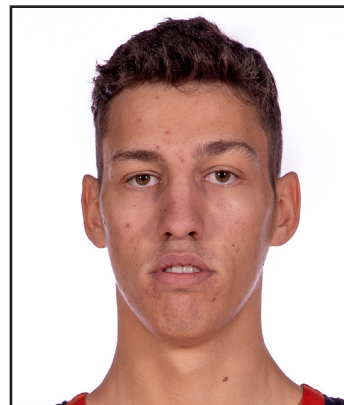
Quick point guard who joined the team as a walk-on in 2020-21 ... put up big offensive numbers for his club team in Bulgaria and now provides additional depth for the Bison backcourt.

2020-21

Saw action in two games off the bench, totaling 2 min. ... credited with 1 stl. ... made collegiate debut in final minute of Jan. 17 win at Lehigh.

HIGH SCHOOL/PERSONAL

Alek Asparukov Delev ... born Sept. 5, 2001 in Sofia Bulgaria ... son of Asparuh Delev and Daniela Deleva ... has one younger brother, Martin ... played club basketball for BC Ahil ... three-year team captain and two-time All-Star Team member ... MVP of the 6th round in 2019-20, when he helped his team to a second-place finish in the conference and first place in the region ... averaged 20.4 points, 4.4 rebounds and 5.0 assists per game ... named Most Improved Player in a 2018 summer tournament ... member of Mensa ... majoring in civil engineering ... member of 2021 Patriot League Academic Honor Roll.

**DELEV'S CAREER HIGHS**

Points:	0
Rebounds:	0
Assists:	0
Steals:	0
Blocks:	0
FG Made:	0
FG Attempted:	0
3-pt FG Made:	0
3-pt FG Attempted:	0
FT Made:	0
FT Attempted:	0

DELEV'S SEASON HIGHS

Points:	0
Rebounds:	0
Assists:	0
Steals:	0
Blocks:	0
FG Made:	0
FG Attempted:	0
3-pt FG Made:	0
3-pt FG Attempted:	0
FT Made:	0
FT Attempted:	0

DELEV'S CAREER STATISTICS

Year	G	GS	Min.	Avg.	FGM	FGA	Pct.	3FGM	3FGA	Pct.	FTM	FTA	Pct.	OR	DR	Reb.	RPG	PF	DQ	A	TO	BK	ST	Pts.	PPG
2020-21	2	0	3	1.5	0	0	.000	0	0	.000	0	0	.000	0	0	0	0.0	0	0	0	0	0	1	0	0.0
2021-22																									
TOTAL	2	0	3	1.5	0	0	.000	0	0	.000	0	0	.000	0	0	0	0.0	0	0	0	0	0	1	0	0.0

ALEK DELEV'S CAREER GAME-BY-GAME

DELEV'S 2021-22 GAME-BY-GAME STATISTICS

Opponent	Min.	FG-A	Pct.	3FG-A	Pct.	FT-A	Pct.	RB	PF	A	TO	B	S	PTS
NC State	DNP													
Penn	DNP													
Rider	DNP													
Illinois State	DNP													
Mercer	DNP													
Rider														
Siena														
St. Francis														
Hofstra														
Princeton														
La Salle														
Richmond														
Albany														
Boston U.*														
Army*														
Navy*														
Loyola*														
Lehigh*														
American*														
Colgate*														
Holy Cross*														
Navy*														
Loyola*														
Colgate*														
Lafayette*														
American*														
Holy Cross*														
Lehigh*														
Lafayette*														
Army*														
Boston U.*														

* Patriot League game ^ Patriot League Tournament Games started in **bold**

DELEV'S 2020-21 GAME-BY-GAME STATISTICS

Opponent	Min.	FG-A	Pct.	3FG-A	Pct.	FT-A	Pct.	RB	PF	A	TO	B	S	PTS
Navy	DNP—INJ													
Navy	DNP—INJ													
Lafayette*	DNP—INJ													
Lafayette*	DNP—INJ													
Lehigh*	DNP—INJ													
Lehigh*	DNP—INJ													
Lehigh*	DNP—INJ													
Lehigh*	DNP—INJ													
American	6	0-0	—	0-0	—	0-0	—	1	1	1	0	0	0	0
American	12	2-6	.333	1-2	.500	0-2	.000	6	4	0	1	0	0	5
Lafayette^	DNP													
Colgate^	3	0-1	.000	0-1	.000	0-0	—	0	1	0	0	0	0	0

* Patriot League Central Division game ^ Patriot League Tournament Games started in **bold**

#5 • ELVIN EDMONDS IV • FRESHMAN • GUARD • 6-2 • 184 • HOPEWELL, VA. • HOPEWELL

Promising combo guard who can contribute in a variety of ways ... son of a coach who brings a steady, well-rounded game ... has good quickness with the ball and can shoot it from long range ... not a flashy player but has natural leadership instincts.

2021-22

Tallied 5 pts. (2-3 FG, 1-1 3FG) in 18 min. in career debut at N.C. State ... hit double figures for the first time with 10 pts. (4-8 FG, 2-4 3FG) vs. Penn ... all 7 pts. in win vs. Rider came in final 8:25 ... big game at Illinois State with 18 pts. (3-6 FG, 2-4 3FG, 10-11 FT), 5 asst., in 30 min. ... grabbed an offensive reb. and stuck it back in at the final buzzer of regulation to force OT.

PERSONAL/HIGH SCHOOL

Son of Elvin and Jackie Edmonds ... has three sisters, Imani, Alexis and Erin ... Imani is a member of the women's basketball team at Navy ... both parents played basketball at St. Paul's College in Virginia ... his father was his coach at Hopewell High School, and his mother coaches the Hopewell girls' basketball team ... graduated as his school's all-time leader in points (1,662) and 3-point field goals (240), despite an abbreviated senior year due to COVID-19 ... earned three First Team All-State and one Second Team All-State honors ... twice named Region 3A Player of the Year ... four-time All-Metro and All-Region ... named *Richmond Times-Dispatch* Player of the Year as a senior, when he led his team to the Class 3 state championship while averaging 25.9 points, 5.5 rebounds, 5.0 assists, 4.3 steals per game ... shot 56.3 FG%, 36.1 3FG% and 92.3 FT% ... en route to the state title scored 30 points in the regional final, 30 in the state semifinal and 18 in the state title game against Abingdon ... led team to first state title since 1972 ... as a junior averaged 21.5 points, 6.8 rebounds, 3.5 assists and 2.9 steals per game ... team captured two Littlepage Classic titles and one Tri-Cities Tournament title ... played AAU ball for Team Loaded.

**EDMONDS' CAREER HIGHS**

Points:	18	at Illinois State	11/20/2021
Rebounds:	4	vs. Penn	11/14/2021
Assists:	5	at Illinois State	11/20/2021
Steals:	2	at Illinois State	11/20/2021
Blocks:	1	vs. Rider	11/17/2021
FG Made:	4	vs. Penn	11/14/2021
FG Attempted:	8	vs. Penn	11/14/2021
3-pt FG Made:	2	twice	
3-pt FG Attempted:	4	twice	
FT Made:	10	at Illinois State	11/20/2021
FT Attempted:	11	at Illinois State	11/20/2021

EDMONDS' SEASON HIGHS

Points:	18	at Illinois State	11/20/2021
Rebounds:	4	vs. Penn	11/14/2021
Assists:	5	at Illinois State	11/20/2021
Steals:	2	at Illinois State	11/20/2021
Blocks:	1	vs. Rider	11/17/2021
FG Made:	4	vs. Penn	11/14/2021
FG Attempted:	8	vs. Penn	11/14/2021
3-pt FG Made:	2	twice	
3-pt FG Attempted:	4	twice	
FT Made:	10	at Illinois State	11/20/2021
FT Attempted:	11	at Illinois State	11/20/2021

EDMONDS' CAREER STATISTICS

Year	G	GS	Min.	Avg.	FGM	FGA	Pct.	3FGM	3FGA	Pct.	FTM	FTA	Pct.	OR	DR	Reb.	RPG	PF	DQ	A	TO	BK	ST	Pts.	PPG
2021-22	6	0	141	23.5	12	26	.462	6	13	.462	17	19	.895	3	10	13	2.2	11	0	16	11	1	3	47	7.8
TOTAL	6	0	141	23.5	12	26	.462	6	13	.462	17	19	.895	3	10	13	2.2	11	0	16	11	1	3	47	7.8

ELVIN EDMONDS' CAREER GAME-BY-GAME


EDMONDS' 2021-22 GAME-BY-GAME STATISTICS

Opponent	Min.	FG-A	Pct.	3FG-A	Pct.	FT-A	Pct.	RB	PF	A	TO	B	S	PTS
NC State	18	2-3	.667	1-1	1.000	0-0	—	0	1	1	1	0	0	5
Penn	24	4-8	.500	2-4	.500	0-0	—	4	3	2	2	0	0	10
Rider	22	2-3	.667	1-1	1.000	2-2	1.000	3	0	4	2	1	1	7
Illinois State	30	3-6	.500	2-4	.500	10-11	.909	2	3	5	2	0	2	18
Mercer	23	0-1	.000	0-1	.000	2-2	1.000	2	4	1	3	0	0	2
Rider	25	1-5	.200	0-2	.000	3-4	.750	2	0	3	1	0	0	5
Siena														
St. Francis														
Hofstra														
Princeton														
La Salle														
Richmond														
Albany														
Boston U.*														
Army*														
Navy*														
Loyola*														
Lehigh*														
American*														
Colgate*														
Holy Cross*														
Navy*														
Loyola*														
Colgate*														
Lafayette*														
American*														
Holy Cross*														
Lehigh*														
Lafayette*														
Army*														
Boston U.*														

* Patriot League game ^ Patriot League Tournament Games started in **bold**

#10 • ANDREW FUNK • SENIOR • GUARD • 6-5 • 188 • WARRINGTON, PA. • ARCHBISHOP WOOD

Talented guard out of the competitive Philadelphia Catholic League ... team captain and Bucknell's lone senior in 2021-22 ... took over a starting spot in the backcourt in 2019-20 ... played a key role off the bench as a freshman, with his confidence and minutes rising as the season progressed ... has good size for a guard at 6'5" ... brought a college-ready game to Bucknell ... good defender and shooter ... can contribute at a number of spots on the floor.

**2021-22**

Shared team-high honors with 14 pts. in season opener at N.C. State ... exploded for career-high 32 pts. in home opener vs. Penn ... hit 9-17 FG, 7-13 3FG and 7-7 FT ... in addition to career-high 7 3FGs, was fouled twice on 3 attempts and hit all 6 FTs ... named to All-Tournament Team at Cancun Challenge after 3 strong games, none better than his 38-pt. performance at Illinois State ... went 12-25 FG, 7-16 3FG, 7-7 FT ... 38 pts. tied the Cancun Challenge single-game record, previously set by Norris Cole of Cleveland State in 2009 ... output was 11th-highest in modern Bucknell history ... scored 28 pts. after halftime, including 18 in just over 6 minutes late in regulation ... the 16 3FGA tied Kevin Bettencourt's Bucknell record ... logged 16 pts., 8 reb., 5 asst. vs. Mercer in Cancun.

2020-21

Named to Academic All-Patriot League Team for 2nd straight year ... returning starter at the shooting guard spot ... team's second-leading scorer at 12.9 ppg ... also averaged 4.3 rpg, 1.5 apg ... shot 41.1 FG%, 26.9 3FG%, 85.4 FT% ... ranked 5th in the Patriot League in minutes played (33.7) ... also ranked 13th in scoring, 6th in FT% ... started all 12 games and scored in double figures in 10 of them, with a high of 18 vs. Lehigh ... scored a team-high 16 points on opening day at Navy ... led team with 15 pts. in home game vs. Lafayette ... led the team with 18 pts., 8 reb. in home win over Lehigh ... hit 7-12 FG, 4-7 3FG in the game ... strong weekend in 1/30-31 sweep of Lehigh ... had 10 pts., 8 reb. at Lehigh and 17 pts., 5 reb. in home victory ... scored all 14 of his pts. in 2nd half in PL quarterfinal win at Lafayette ... 13 pts. in PL semifinal at Colgate.

2019-20

Selected to 2020 Academic All-Patriot League Team ... played in 33 games with 32 starts in the backcourt ... missed one game due to illness ... 4th on the team in scoring at 10.8 ppg ... also averaged 3.9 rpg, 1.7 apg ... shot 39.1 FG%, 30.2 3FG%, 70.6 FT% ... led the team with 169 3FGA ... scored in double figures 21 times ... ranked 22nd in the Patriot League in scoring and 8th in minutes played (32.6 mpg) ... made 1st career start on opening night at Fairfield and scored 7 pts., including game-clinching FTs with 0:02 left in 68-64 win. ... hit 4-8 3FG and scored 12 pts. in a home win over Hofstra ... big game at Canisius with 15 pts., 7 reb. ... hit go-ahead 3FG with 0:43 left, but Canisius came back to win ... led team with 15 pts. (7-12 FG) at Penn State ... team-high 19 pts., 7 reb. in win over Seattle in Orlando ... had 10 pts. and career-high 9 reb. at Rider ... 11 pts., 2 stl. in win over Army in first matchup of season with brother Tommy ... scored 9 of 15 pts. in 2nd half in comeback win at Lafayette ... tallied 13 of his 17 pts. in 1st half in home win over Holy Cross ... also grabbed a team-high 7 reb. ... missed 1st career game at American (illness) ... led team with 16 pts. at Colgate ... set career-high with 22 pts. (8-10 FG, 3-5 3FG) in home win over Loyola ... scored 16 pts. in team's 56-pt. 2nd half ... scored all 13 pts. in team's 13-0 run to start the game at Navy ... finished with 20 pts. (8-17 FG 4-8 3FG) ... tied his career high with 5 3FGs in 9 tries on the way to 19 pts. in win at Holy Cross ... led team with 17 pts. in PL Tournament win over Holy Cross ... came up with key steal in final 30 second to help seal the win.

2018-19

Appeared in all 33 games off the bench as a freshman guard ... averaged 4.7 ppg, 1.5 rpg ... shot 40.7 FG%/34.7 3FG%/66.7 FT% ... missed first 12 3FG attempts, then shot 39.5% the rest of the way ... five double-digit scoring games ... collegiate debut on opening night at St. Bonaventure, playing 11 min. ... first collegiate bucket was a jumper vs. Canisius ... made first 2 career 3FGs vs. Monmouth ... hit 2 first-half 3FGs at Ohio State ... then-season-high 11 pts. (all in 1st half) vs. UNLV at Diamond Head Classic ... named Patriot League Rookie of the Week after that performance ... had a 6-8 3FG stretch after 0-12 start to season ... scored 10 pts. (4-8 FG, 2-5 3FG) at American ... terrific game at Lafayette with 15 pts. (7-9 FG), 5 reb. ... scored 7 pts., all in a 2-min. span in the 2nd half, in road win at Loyola ... monster game in home win over Lafayette with 21 pts. (8-9 FG, 5-6 3FG) in 17 min. ... in 2G vs. Lafayette scored 36 pts. on 15-18 FG ... led team with 17 pts. (5-10 FG, 5-9 3FG, 2-2 FT) in home win over Army, including 2 3FGs and 2 FTs in final 5:09 that helped Bucknell rally from 14 down to win the regular-season finale ... hit 3 3FGs for 9 pts. in PL Tournament win over Holy Cross ... with Bucknell down 5 in 2nd half, hit back-to-back 3FGs to give the Bison the lead.

HIGH SCHOOL/PERSONAL

Andrew David Funk ... born Sept. 21, 1999 in Warrington, Pa. ... son of Theresa and Albert Funk ... one of five brothers ... has two older brothers, Matt and Tommy, and younger twin brothers Albert and Michael ... Tommy was an All-Patriot League point guard at Army West Point before graduating in 2020 ... enjoyed a standout career at Archbishop Wood High School ... team captain as a senior, when he was named the Philadelphia Catholic League Player of the Year by the Markward Memorial Basketball Club ... First Team All-PCL selection ... named Second Team All-Southeast Pennsylvania ... as a junior, was named Sixth Man of the Year by the Philadelphia Inquirer after helping a 28-3 Vikings team to their first-ever Philadelphia Catholic League championship, the District 12 title and eventually the Class 5A PIAA state championship ... even in a reserve role on a senior-laden team, scored in double figures 11 times, including a 10-point game against Meadville in the state championship game ... majoring in accounting and financial management ... named to 2019, 2020 and 2021 Patriot League Academic Honor Roll.

FUNK'S CAREER HIGHS

Points:	38	at Illinois State	11/20/2021
Rebounds:	9	at Rider	12/3/2019
Assists:	5	twice	
Steals:	3	three times	
Blocks:	2	vs. Vermont	11/10/2019
FG Made:	12	at Illinois State	11/20/2021
FG Attempted:	25	at Illinois State	11/20/2021
3-pt FG Made:	7	twice	
3-pt FG Att.:	16	at Illinois State	11/20/2021
FT Made:	7	four times	
FT Attempted:	10	at American	2/28/2021

FUNK'S SEASON HIGHS

Points:	38	at Illinois State	11/20/2021
Rebounds:	8	twice	
Assists:	5	vs. Mercer	11/23/2021
Steals:	1	vs. Mercer	11/23/2021
Blocks:	1	vs. Rider	11/17/2021
FG Made:	12	at Illinois State	11/20/2021
FG Attempted:	25	at Illinois State	11/20/2021
3-pt FG Made:	7	twice	
3-pt FG Attempted:	16	at Illinois State	11/20/2021
FT Made:	7	twice	
FT Attempted:	7	twice	

FUNK'S CAREER STATISTICS

Year	G	GS	Min.	Avg.	FGM	FGA	Pct.	3FGM	3FGA	Pct.	FTM	FTA	Pct.	OR	DR	Reb.	RPG	PF	DQ	A	TO	BK	ST	Pts.	PPG
2018-19	33	0	1072	14.3	57	140	.407	34	98	.347	6	9	.667	6	44	50	1.5	22	0	24	21	1	9	154	4.7
2019-20	33	32	1475	32.6	135	345	.391	51	169	.302	36	51	.706	8	121	129	3.9	41	0	56	54	7	26	357	10.8
2020-21	12	12	405	33.8	51	124	.411	18	67	.269	35	41	.854	3	48	51	4.3	12	0	18	25	1	9	155	12.9
2021-22	6	6	214	35.7	39	90	.433	23	61	.377	17	20	.850	0	27	27	4.5	6	0	17	16	1	3	118	19.7
TOTAL	84	50	2166	25.8	282	699	.403	126	395	.319	94	121	.777	17	240	257	3.1	81	0	115	116	10	47	784	9.3

ANDREW FUNK CAREER GAME-BY-GAME

FUNK'S 2021-22 GAME-BY-GAME STATISTICS

Opponent	Min.	FG-A	Pct.	3FG-A	Pct.	FT-A	Pct.	RB	PF	A	TO	B	S	PTS
NC State	33	6-15	.400	2-9	.222	0-0	—	4	3	3	3	0	0	14
Penn	36	9-17	.529	7-13	.538	7-7	1.000	2	1	2	4	0	0	32
Rider	34	2-8	.250	2-6	.333	0-0	—	3	0	2	0	1	0	6
Illinois State	39	12-25	.480	7-16	.438	7-7	1.000	8	2	2	3	0	2	38
Mercer	36	6-12	.500	4-9	.444	0-2	.000	8	0	5	2	0	1	16
Rlder	36	4-13	.308	1-8	.125	3-4	.750	2	0	3	4	0	0	12
Siena														
St. Francis														
Hofstra														
Princeton														
La Salle														
Richmond														
Albany														
Boston U.*														
Army*														
Navy*														
Loyola*														
Lehigh*														
American*														
Colgate*														
Holy Cross*														
Navy*														
Loyola*														
Colgate*														
Lafayette*														
American*														
Holy Cross*														
Lehigh*														
Lafayette*														
Army*														
Boston U.*														

* Patriot League game ^ Patriot League Tournament Games started in **bold**

FUNK'S 2020-21 GAME-BY-GAME STATISTICS

Opponent	Min.	FG-A	Pct.	3FG-A	Pct.	FT-A	Pct.	RB	PF	A	TO	B	S	PTS
Navy	38	4-13	.308	3-9	.333	5-6	.833	5	1	3	4	1	1	16
Navy	34	1-5	.200	1-3	.333	6-6	1.000	3	2	2	3	0	0	9
Lafayette*	34	4-9	.444	1-5	.200	6-6	1.000	4	1	1	5	0	1	15
Lafayette*	36	6-13	.462	1-6	.167	0-0	—	3	1	1	2	0	1	13
Lehigh*	34	7-12	.583	4-7	.571	0-1	.000	8	0	1	1	0	1	18
Lehigh*	33	4-11	.364	2-8	.250	0-0	—	4	0	2	0	0	1	10
Lehigh*	33	4-6	.667	0-1	.000	2-2	1.000	8	3	0	2	0	0	10
Lehigh*	29	6-14	.429	3-8	.375	2-2	1.000	5	0	1	0	0	0	17
American	36	3-14	.214	0-6	.000	1-1	1.000	5	1	1	2	0	1	7
American	30	3-9	.333	0-5	.000	7-10	.700	3	1	2	1	0	0	13
Lafayette^	35	5-10	.500	1-4	.250	3-3	1.000	2	1	3	2	0	2	14
Colgate^	31	4-8	.500	2-5	.400	3-4	.750	1	1	1	3	0	1	13

* Patriot League Central Division game ^ Patriot League Tournament Games started in **bold**

FUNK'S 2019-20 GAME-BY-GAME STATISTICS

Opponent	Min.	FG-A	Pct.	3FG-A	Pct.	FT-A	Pct.	RB	PF	A	TO	B	S	PTS
Fairfield	35	2-5	.400	1-4	.250	2-2	1.000	1	2	1	1	0	0	7
Vermont	35	3-8	.375	1-5	.200	0-0	—	7	1	2	1	2	0	7
Hofstra	31	4-9	.444	4-8	.500	0-0	—	3	3	3	0	0	0	12
Canisius	28	6-11	.545	3-7	.429	0-0	—	7	1	2	0	0	1	15
Penn State	26	7-12	.583	1-4	.250	0-0	—	2	1	1	1	0	1	15
Syracuse	25	1-5	.200	1-5	.200	0-0	—	1	0	2	0	1	1	3
Seattle	34	5-10	.500	2-5	.400	7-8	.875	7	0	1	0	0	1	19
Yale	32	2-8	.250	0-4	.000	0-0	—	0	1	0	1	0	0	4
Princeton	30	5-11	.455	2-3	.667	2-3	.667	3	2	0	1	0	0	14
Rider	34	4-10	.400	1-4	.250	1-2	.500	9	0	1	3	0	0	10
Albany	37	3-11	.273	2-7	.286	0-0	—	2	3	2	4	0	3	8
Siena	32	4-8	.500	2-5	.400	0-0	—	3	2	1	1	0	2	10
La Salle	32	4-12	.333	0-3	.000	2-2	1.000	8	4	1	4	0	3	10
Army*	36	5-13	.385	0-2	.000	1-1	1.000	3	1	1	3	1	2	11
Lafayette*	35	6-16	.375	2-6	.333	1-1	1.000	4	1	3	0	0	1	15
Navy*	35	3-13	.231	0-8	.000	0-0	—	5	1	0	2	0	1	6
Holy Cross*	34	7-15	.467	2-4	.500	1-1	1.000	7	1	0	2	0	1	17
American*	DNP—INJ													
Lehigh*	22	0-3	.000	0-2	.000	2-2	1.000	0	1	0	3	0	0	2
Colgate*	35	6-14	.429	3-8	.375	1-2	.500	4	1	2	0	0	0	16
Loyola*	28	8-10	.800	3-5	.600	3-6	.500	6	3	2	1	0	0	22
Army*	31	1-5	.200	0-3	.000	0-0	—	3	0	2	2	1	2	2
Boston U.*	31	4-10	.400	2-4	.500	1-1	1.000	5	0	1	3	1	3	11
Lafayette*	33	2-9	.222	0-4	.000	0-0	—	3	3	3	0	1	0	4
Loyola*	33	4-14	.286	2-8	.250	0-2	.000	2	3	4	3	0	0	10
Navy*	35	8-17	.471	4-8	.500	0-0	—	2	1	1	1	0	1	20
American*	36	2-8	.250	1-5	.200	1-4	.250	3	0	5	4	0	0	6
Holy Cross*	36	7-14	.500	5-9	.556	0-0	—	7	2	2	1	0	1	19
Lehigh*	34	4-12	.333	1-7	.143	1-2	.500	1	0	1	1	0	0	10
Colgate*	36	2-10	.200	0-2	.000	6-6	1.000	3	0	3	4	0	0	10
Boston U.*	34	5-8	.625	2-4	.500	3-4	.750	5	1	2	3	0	0	15
Holy Cross^	33	7-17	.412	2-6	.333	1-2	.500	3	1	3	1	0	2	17
American^	32	2-9	.222	0-5	.000	0-0	—	7	0	1	3	0	0	4
Boston U.^	37	2-8	.250	2-5	.400	0-0	—	3	1	3	0	0	0	6

* Patriot League game ^ Patriot League Tournament Games started in **bold**

FUNK'S 2018-19 GAME-BY-GAME STATISTICS

Opponent	Min.	FG-A	Pct.	3FG-A	Pct.	FT-A	Pct.	RB	PF	A	TO	B	S	PTS
St. Bona	11	0-4	.000	0-3	.000	0-0	—	0	0	0	0	0	0	0
Fairfield	12	0-1	.000	0-1	.000	0-0	—	2	2	1	0	0	0	0
Canisius	21	1-5	.200	0-4	.000	0-1	.000	1	1	0	1	0	1	2
Vermont	13	0-0	—	0-0	—	0-0	—	1	0	0	0	0	0	0
Northeastern	19	1-5	.200	0-2	.000	0-0	—	0	0	2	0	0	0	2
Monmouth	14	2-4	.500	2-4	.500	0-0	—	1	0	0	2	0	1	6
La Salle	13	2-4	.500	2-3	.667	0-0	—	3	0	2	4	0	0	6
Ohio State	7	2-3	.667	2-3	.667	0-0	—	0	0	0	0	0	0	6
St. Mary's	12	0-3	.000	0-3	.000	0-0	—	1	2	2	0	0	0	0
Rhode Island	12	1-4	.250	1-3	.333	0-0	—	3	1	0	2	0	0	3
TCU	6	0-1	.000	0-1	.000	0-0	—	0	0	0	0	0	0	0
UNLV	16	4-8	.500	3-5	.600	0-0	—	3	0	1	0	0	0	11
Army*	11	1-3	.333	1-3	.333	0-0	—	1	1	0	1	0	0	3
Boston U.*	12	0-5	.000	0-2	.000	0-0	—	3	1	1	0	0	0	0
Colgate*	5	1-4	.250	0-2	.000	0-0	—	0	0	0	0	0	1	2
American*	9	1-3	.333	1-3	.333	0-0	—	1	0	0	0	0	0	3
Holy Cross*	15	2-5	.400	0-3	.000	0-0	—	1	0	3	0	0	0	4
Lehigh*	10	1-1	1.000	1-1	1.000	0-0	—	0	0	0	0	0	0	3
Loyola*	16	0-0	—	0-0	—	0-0	—	1	0	0	0	0	0	0
American*	15	4-8	.500	2-5	.400	0-1	.000	1	2	0	1	0	0	10
Navy*	17	1-5	.200	0-3	.000	0-1	.000	1	1	2	2	0	2	2
Lafayette*	20	7-9	.778	1-2	.500	0-0	—	5	0	2	1	0	0	15
Loyola*	17	3-5	.600	1-2	.500	0-0	—	2	1	1	0	0	0	7
Boston U.*	17	0-5	.000	0-4	.000	0-0	—	1	0	2	2	0	1	0
Lehigh*	7	0-1	.000	0-1	.000	0-0	—	2	2	0	0	0	0	0
Holy Cross*	11	2-4	.500	1-3	.333	0-0	—	3	1	2	1	0	0	5
Colgate*	12	1-2	.500	1-1	1.000	0-0	—	1	1	0	0	0	0	3
Lafayette*	17	8-9	.889	5-6	.833	0-0	—	2	1	0	0	1	0	21
Navy*	18	2-6	.333	1-5	.200	0-0	—	2	1	1	0	0	0	5
Army*	24	5-10	.500	5-9	.556	2-2	1.000	3	0	0	2	0	0	17
Holy Cross^	23	3-7	.429	3-7	.429	0-0	—	2	0	1	0	0	2	9
Lehigh^	22	0-2	.000	0-2	.000	4-4	1.000	1	3	1	0	0	0	4
Colgate^	20	2-4	.500	1-2	.500	0-0	—	2	1	0	1	0	1	5


* Patriot League game ^ Patriot League Tournament Games started in **bold**

#1 • IAN MOTTA • FRESHMAN • FORWARD • 6-6 • 196 • ALLEN, TEXAS • ALLEN

Long, athletic wing player with good range ... outstanding rebounder and defender who can also score in a variety of ways ... figures to play a prominent role early in his career.

HIGH SCHOOL/PERSONAL

Born March 3, 2003 in Santurce, Puerto Rico ... son of Javier and Amy Motta ... has an older sister, Hannah ... part of the Class of 2021 at Allen High School, where he helped the basketball team to a 77-19 record, including a 31-6 mark and a District 9-6A championship during his junior season ... team captain as a senior, when he averaged 19.6 points and 7.1 rebounds per game ... shot 38.7 percent from 3-point range and 80.7 percent from the foul line ... First Team All-District selection as a junior and senior ... played AAU ball with Texas Impact.

**MOTTA'S CAREER HIGHS**

Points:	3	vs. Rider	11/17/2021
Rebounds:	3	vs. Penn	11/14/2021
Assists:	2	vs. Penn	11/14/2021
Steals:	1	vs. Rider	11/24/2021
Blocks:	0		
FG Made:	1	three times	
FG Attempted:	4	four times	
3-pt FG Made:	1	vs. Rider	11/17/2021
3-pt FG Attempted:	4	twice	
FT Made:	0		
FT Attempted:	0		

MOTTA'S SEASON HIGHS

Points:	3	vs. Rider	11/17/2021
Rebounds:	3	vs. Penn	11/14/2021
Assists:	2	vs. Penn	11/14/2021
Steals:	1	vs. Rider	11/24/2021
Blocks:	0		
FG Made:	1	three times	
FG Attempted:	4	four times	
3-pt FG Made:	1	vs. Rider	11/17/2021
3-pt FG Attempted:	4	twice	
FT Made:	0		
FT Attempted:	0		

MOTTA'S CAREER STATISTICS

Year	G	GS	Min.	Avg.	FGM	FGA	Pct.	3FGM	3FGA	Pct.	FTM	FTA	Pct.	OR	DR	Reb.	RPG	PF	DQ	A	TO	BK	ST	Pts.	PPG
2021-22	6	3	91	15.2	3	18	.167	1	13	.077	0	0	.000	4	12	16	2.7	8	0	3	4	0	1	7	1.2
TOTAL	6	3	91	15.2	3	18	.167	1	13	.077	0	0	.000	4	12	16	2.7	8	0	3	4	0	1	7	1.2

IAN MOTTA'S CAREER GAME-BY-GAME

MOTTA'S 2021-22 GAME-BY-GAME STATISTICS

Opponent	Min.	FG-A	Pct.	3FG-A	Pct.	FT-A	Pct.	RB	PF	A	TO	B	S	PTS
NC State	12	0-4	.000	0-4	.000	0-0	—	2	0	0	1	0	0	0
Penn	12	0-4	.000	0-3	.000	0-0	—	3	1	2	0	0	0	0
Rider	15	1-4	.250	1-4	.250	0-0	—	1	1	0	1	0	0	3
Illinois State	18	0-0	—	0-0	—	0-0	—	3	3	0	1	0	0	0
Mercer	16	1-4	.250	0-1	.000	0-0	—	5	1	1	1	0	0	2
Rider	17	1-2	.500	0-1	.000	0-0	—	2	2	0	0	0	1	2
Siena														
St. Francis														
Hofstra														
Princeton														
La Salle														
Richmond														
Albany														
Boston U.*														
Army*														
Navy*														
Loyola*														
Lehigh*														
American*														
Colgate*														
Holy Cross*														
Navy*														
Loyola*														
Colgate*														
Lafayette*														
American*														
Holy Cross*														
Lehigh*														
Lafayette*														
Army*														
Boston U.*														

* Patriot League game ^ Patriot League Tournament Games started in **bold**

#12 • BROCK NEWTON • FRESHMAN • FORWARD • 6-7 • 200 • FERGUS, ONTARIO • TORONTO BASKETBALL ACADEMY

Spring signee who brings tremendous toughness and energy ... played against high-level competition prior to coming to Bucknell ... throughout the preseason showed signs of being an outstanding offensive rebounder.

HIGH SCHOOL/PERSONAL

Born June 10, 2002 in Kitchener, Ontario ... parents are Jim Newton and Sara Butcher ... has five siblings, including older brother Cole who plays college basketball at Ottawa University ... younger siblings are Devyn, Hunter, Elle and Jack ... came to Bucknell from Toronto Basketball Academy, where he did a postgraduate year in 2020-21 ... with Canadian basketball on pause due to the COVID-19 pandemic, TBA team traveled to Florida to compete against other top programs and compiled a stellar 25-5 record ... prior to joining Toronto Basketball Academy, played for Southwest Academy and led his grade 12 team in scoring, assists, rebounds and blocked shots ... previously spent three seasons with Centre Wellington District High School, where he earned district MVP honors and helped lead his team to District 10 and Central Western Ontario Secondary Schools Association (CWOSSA) AAA championships in 2018.

**NEWTON'S CAREER HIGHS**

Points:	2	twice	
Rebounds:	2	at Illinois State	11/20/2021
Assists:	1	vs. Rider	11/24/2021
Steals:	1	vs. Rider	11/24/2021
Blocks:	0		
FG Made:	1	twice	
FG Attempted:	2	twice	
3-pt FG Made:	0		
3-pt FG Attempted:	1	vs. Rider	11/24/2021
FT Made:	1	at Illinois State	11/20/2021
FT Attempted:	2	at Illinois State	11/20/2021

NEWTON'S SEASON HIGHS

Points:	2	twice	
Rebounds:	2	at Illinois State	11/20/2021
Assists:	1	vs. Rider	11/24/2021
Steals:	1	vs. Rider	11/24/2021
Blocks:	0		
FG Made:	1	twice	
FG Attempted:	2	twice	
3-pt FG Made:	0		
3-pt FG Attempted:	1	vs. Rider	11/24/2021
FT Made:	1	at Illinois State	11/20/2021
FT Attempted:	2	at Illinois State	11/20/2021

NEWTON'S CAREER STATISTICS

Year	G	GS	Min.	Avg.	FGM	FGA	Pct.	3FGM	3FGA	Pct.	FTM	FTA	Pct.	OR	DR	Reb.	RPG	PF	DQ	A	TO	BK	ST	Pts.	PPG
2021-22	4	0	17	4.3	2	5	.400	0	1	.000	1	2	.500	2	1	3	0.8	3	0	1	0	0	1	5	1.3
TOTAL	4	0	17	4.3	2	5	.400	0	1	.000	1	2	.500	2	1	3	0.8	3	0	1	0	0	1	5	1.3

BROCK NEWTON'S CAREER GAME-BY-GAME**NEWTON'S 2021-22 GAME-BY-GAME STATISTICS**

Opponent	Min.	FG-A	Pct.	3FG-A	Pct.	FT-A	Pct.	RB	PF	A	TO	B	S	PTS
NC State	2	0-0	—	0-0	—	0-0	—	0	0	0	0	0	0	0
Penn	DNP													
Rider	DNP													
Illinois State	4	0-1	.000	0-0	—	1-2	.500	2	1	0	0	0	0	1
Mercer	7	1-2	.500	0-0	—	0-0	—	1	0	0	0	0	0	2
Rider	4	1-2	.500	0-1	.000	0-0	—	1	1	1	0	0	1	2
Siena														
St. Francis														
Hofstra														
Princeton														
La Salle														
Richmond														
Albany														
Boston U.*														
Army*														
Navy*														
Loyola*														
Lehigh*														
American*														
Colgate*														
Holy Cross*														
Navy*														
Loyola*														
Colgate*														
Lafayette*														
American*														
Holy Cross*														
Lehigh*														
Lafayette*														
Army*														
Boston U.*														

* Patriot League game ^ Patriot League Tournament Games started in **bold**

#3 • MALACHI RHODES • JUNIOR • FORWARD • 6-8 • 233 • MARIETTA, GA. • WHEELER

High-flying forward who is poised for a bigger role in 2021-22 ... came to Bucknell from an outstanding high school program and has a good understanding of the game ... versatile player who can guard multiple positions ... outstanding rebounder ... has good footwork in the post and can also step out and make shots from the arc.

2021-22

Grabbed 4 reb. in reserve stint in season opener at N.C. State. ... best game of career came in home win over Rider, when he had 11 pts. (4-5 FG), 7 reb., 2 asst., 2 blk. in 24 min. ... played the final 16 min. of the game and had 9 pts. in that span.

2020-21

Played in 7 games off the bench ... hit 4-11 FG and totaled 12 pts., 11 reb. in the abbreviated season ... saw time off the bench in each of the opening-weekend games vs. Navy ... finished a 3-pt. play at Navy and scored on a transition layup in the home game vs. the Midshipmen.

2019-20

Appeared in 22 games with 2 starts ... totaled 25 pts., 24 reb., 5 stl. ... shot 39.3 FG% ... scored 1st collegiate pts. with a put-back against Hofstra ... 1st extended min. (17) came vs. Princeton, had 2 pts., 3 reb., 3 stl., 2 blk. ... made 1st career start at Rider ... battled foul trouble but had 2 pts., 6 reb. in 14 min. ... strong 10 min. in home win over Loyola with 6 pts. (2-2 FG, 2-3 FT), 4 reb.

HIGH SCHOOL/PERSONAL

Born March 22, 2001 in St. Petersburg, Fla. ... son of Shedrick and Rhonda Rhodes ... has three siblings: older sister Shayla and younger brothers Shedrick and Isaiah ... cousin of former Florida State and Cincinnati Bengals receiver Peter Warrick ... team captain at Wheeler High School, which went 27-4 in 2017-18 and advanced to the state semifinals for the first time in school history ... in 2016-17 the squad went 25-4 and went to the state Elite 8 for the first time ... in 2019 Wheeler returned to state playoffs but was upset in the second round ... 2019 7-A All-State selection ... 2018 Region 5-A Player of the Year and an *Atlanta Journal Constitution* First Team All-State (5A-Private) selection in 2017-18 ... also a First Team All-Region and All-County selection ... named Henry County Junior of the Year ... honorable mention All-Metro ... GACA Junior All-Star ... named to the all-tournament team at the TOC Classic ... No. 14 player in Georgia Class of 2019 by Hoop Seen ... played in the 2019 Layne All-Star Game ... averaged a double-double ... played AAU basketball for Club Elite ... also lettered twice in football at Wheeler ... majoring in biology ... named to 2020 Patriot League Academic Honor Roll.

RHODES' CAREER HIGHS

Points:	11	vs. Rider	11/17/2021
Rebounds:	7	vs. Rider	11/17/2021
Assists:	2	vs. Rider	11/17/2021
Steals:	3	vs. Princeton	11/30/2019
Blocks:	2	twice	
FG Made:	4	vs. Rider	11/17/2021
FG Attempted:	5	twice	
3-pt FG Made:	1	twice	
3-pt FG Att.:	2	three times	
FT Made:	3	vs. Rider	11/24/2021
FT Attempted:	4	twice	

RHODES' SEASON HIGHS

Points:	11	vs. Rider	11/17/2021
Rebounds:	7	vs. Rider	11/17/2021
Assists:	2	vs. Rider	11/17/2021
Steals:	0		
Blocks:	2	vs. Rider	11/17/2021
FG Made:	4	vs. Rider	11/17/2021
FG Attempted:	5	twice	
3-pt FG Made:	1	vs. Rider	11/17/2021
3-pt FG Attempted:	2	twice	
FT Made:	3	vs. Rider	11/24/2021
FT Attempted:	4	twice	

RHODES' CAREER STATISTICS

Year	G	GS	Min.	Avg.	FGM	FGA	Pct.	3FGM	3FGA	Pct.	FTM	FTA	Pct.	OR	DR	Reb.	RPG	PF	DQ	A	TO	BK	ST	Pts.	PPG
2019-20	22	2	125	5.7	11	28	.393	0	5	.000	3	7	.429	14	10	24	1.1	13	0	1	5	3	5	25	1.1
2020-21	7	0	50	7.1	4	11	.364	1	4	.250	3	3	1.000	0	11	11	1.6	3	0	2	3	1	0	12	1.7
2021-22	6	0	79	13.2	6	18	.333	1	6	.167	9	14	.643	2	18	20	3.3	15	1	2	10	3	0	22	3.7
TOTAL	35	2	254	7.3	21	57	.368	2	15	.133	15	24	.625	16	39	55	1.6	31	1	5	18	7	5	59	1.7



MALACHI RHODES CAREER GAME-BY-GAME

RHODES' 2021-22 GAME-BY-GAME STATISTICS

Opponent	Min.	FG-A	Pct.	3FG-A	Pct.	FT-A	Pct.	RB	PF	A	TO	B	S	PTS
NC State	14	0-3	.000	0-2	.000	0-0	—	4	2	0	2	0	0	0
Penn	11	0-3	.000	0-1	.000	2-4	.500	3	0	0	0	0	0	2
Rider	24	4-5	.800	1-2	.500	2-3	.667	7	3	2	5	2	0	11
Illinois State	12	0-1	.000	0-0	—	1-2	.500	4	2	0	1	1	0	1
Mercer	12	1-5	.200	0-1	.000	1-1	1.000	1	3	0	2	0	0	3
Rider	7	1-1	1.000	0-0	—	3-4	.750	1	5	0	0	0	0	5
Siena														
St. Francis														
Hofstra														
Princeton														
La Salle														
Richmond														
Albany														
Boston U.*														
Army*														
Navy*														
Loyola*														
Lehigh*														
American*														
Colgate*														
Holy Cross*														
Navy*														
Loyola*														
Colgate*														
Lafayette*														
American*														
Holy Cross*														
Lehigh*														
Lafayette*														
Army*														
Boston U.*														

* Patriot League game ^ Patriot League Tournament Games started in **bold**

RHODES' 2020-21 GAME-BY-GAME STATISTICS

Opponent	Min.	FG-A	Pct.	3FG-A	Pct.	FT-A	Pct.	RB	PF	A	TO	B	S	PTS
Navy	9	1-2	.500	0-1	.000	1-1	1.000	0	1	0	1	0	0	3
Navy	6	1-1	1.000	0-0	—	0-0	—	2	2	0	0	0	0	2
Lafayette*	18	0-2	.000	0-1	.000	2-2	1.000	5	0	1	1	1	0	2
Lafayette*	7	0-1	.000	0-1	.000	0-0	—	1	0	1	0	0	0	0
Lehigh*														
Lehigh*	1	0-0	—	0-0	—	0-0	—	0	0	0	0	0	0	0
Lehigh*														
Lehigh*	6	1-4	.250	0-0	—	0-0	—	2	0	0	1	0	0	2
American														
American														
Lafayette^														
Colgate^	3	1-1	1.000	1-1	1.000	0-0	—	1	0	0	0	0	0	3

* Patriot League Central Division game ^ Patriot League Tournament Games started in **bold**


RHODES' 2019-20 GAME-BY-GAME STATISTICS

Opponent	Min.	FG-A	Pct.	3FG-A	Pct.	FT-A	Pct.	RB	PF	A	TO	B	S	PTS
Fairfield	1	0-0	—	0-0	—	0-0	—	0	0	0	0	0	0	0
Vermont	1	0-0	—	0-0	—	0-0	—	0	0	0	0	0	0	0
Hofstra	3	1-2	.500	0-0	—	0-0	—	1	0	0	1	0	0	2
Canisius														
Penn State	3	0-0	—	0-0	—	0-0	—	0	0	0	0	0	0	0
Syracuse	2	0-0	—	0-0	—	0-0	—	0	0	0	0	0	0	0
Seattle														
Yale	3	0-0	—	0-0	—	0-0	—	0	0	0	0	0	0	0
Princeton	17	1-4	.250	0-0	—	0-0	—	3	2	0	1	2	3	2
Rider	14	1-4	.250	0-1	.000	0-0	—	6	4	0	1	0	0	2
Albany	18	1-3	.333	0-2	.000	0-1	.000	2	4	0	0	2	2	2
Siena	5	0-1	.000	0-0	—	0-0	—	0	1	0	0	0	0	0
La Salle														
Army*														
Lafayette*	2	0-2	.000	0-0	—	0-0	—	0	0	0	0	0	0	0
Navy*	5	0-1	.000	0-0	—	0-0	—	1	0	0	0	1	0	0
Holy Cross*	1	0-1	.000	0-0	—	0-0	—	0	0	0	0	0	0	0
American*	13	0-1	.000	0-0	—	0-0	—	1	1	1	0	0	0	0
Lehigh*														
Colgate*	5	2-2	1.000	0-0	—	0-2	.000	1	1	0	0	0	0	4
Loyola*	10	2-2	1.000	0-0	—	2-3	.667	4	0	0	1	0	0	6
Army*														
Boston U.*	2	0-0	—	0-0	—	0-0	—	0	0	0	0	0	0	0
Lafayette*	4	0-1	.000	0-1	.000	0-0	—	0	0	0	0	0	0	0
Loyola*	6	1-2	.500	0-0	—	1-1	1.000	3	0	0	0	0	0	3
Navy*	3	1-1	1.000	0-0	—	0-0	—	1	0	0	1	0	0	2
American*														
Holy Cross*	4	1-1	1.000	0-0	—	0-0	—	1	0	0	0	0	0	2
Lehigh*	2	0-0	—	0-0	—	0-0	—	0	0	0	0	0	0	0
Colgate*														
Boston U.*														
Holy Cross^														
American^														
Boston U.^														

* Patriot League game ^ Patriot League Tournament Games started in **bold**

#21 • XANDER RICE • JUNIOR • GUARD • 6-3 • 185 • WEST LONG BRANCH, N.J. • THE PATRICK SCHOOL

High-level combo guard who saw rotation minutes right from the start of his rookie year, and then had a breakout sophomore campaign playing primarily at the point ... excellent ball-handler who can push the ball up the floor and finish at the rim ... able to make shots at all three levels ... typical of a coach's son, brings a level of consistency and a good sense of the game to the college level ... product of high school programs that have produced major talent.

**2021-22**

Scored 12 of 14 pts. in 1st half in opener at N.C. State ... also had 6 asst. ... led the team and tied career high with 23 pts. in home win over Rider ... hit 7-13 FG, 4-5 3FG and 4 clinching FTs in final 0:30, and also had 4 asst. with 0 TOs ... set new career highs with 24 pts. (7-13 FG, 2-5 3FG, 8-8 FT), 8 reb. vs. Rider in Cancun ... scored 47 pts. in 2G vs. Rider ... also had a 20-pt. game vs. Mercer and averaged 22.0 ppg in the 2G in Cancun ... went 18-18 FT in 3G at the Cancun Classic, including the campus-site game at Illinois State.

2020-21

Enjoyed a strong season in his first year as the starting point guard ... one of the league's most-improved players ... started all 12 games and averaged 10.5 ppg, 2.5 rpg, 3.3 apg ... 39 asst. and only 18 TOs ... shot 50.0 FG%, team-best 42.4 3FG%, 77.8 FT% ... one of three PL guards to shoot 50% or better from the field ... ranked 6th in the PL in assists and 3rd in asst./TO ratio ... also 6th in 3FG% ... scored in double figures 6 times ... recorded a career-high 13 pts. with 5 asst. on opening night at Navy ... blew past that mark with 23 pts. at Lafayette on Jan. 10 (9-14 FG, 1-1 3FG, 4-5 FT) ... also had 4 asst., 0 TO ... previous career high was 3 made FGs in a game before making 9 in Easton ... converted 3 3-pt. plays in that game ... solid weekend (1/30-31) in sweep of Lehigh ... hit 4-4 FG and had 8 pts., 3 asst., 0 TOs in road win, then 8 pts., career-high 7 asst. in home rout a day later ... pair of good games vs. American: 10 pts., 6 asst. at home; 16 pts. (7-7 FG) away ... huge game in PL quarterfinal win at Lafayette with 19 pts. (6-10 FG, 4-6 3FG, 3-4 FT) ... 4 3FGs were a career high.

2019-20

Played in all 34 games off the bench ... one of two Bison to play in every game ... averaged 2.8 ppg, 0.8 rpg, 1.3 apg ... 44 assists against 31 turnovers and also had 21 steals ... played well off the bench on opening night, logging 3 asst. without a TO and a +8 rating in 12 min. ... first career pts. came on a couple of FTs in home opener vs. Vermont ... had 5 pts., 6 reb., 0 TOs vs. Yale in Orlando ... strong game at home vs. Navy with season-high 9 pts. (3-4 FG, 1-2 3FG, 2-2 FT), 2 stl. ... 3 asst., 3 stl. in home PL Tourney win over Holy Cross.

PERSONAL/HIGH SCHOOL

Born Jan. 3, 2001 in Los Angeles, Calif. ... son of Summer and King Rice ... has a younger brother, Julian ... father was a McDonald's All-American who went on to star at North Carolina ... he is currently the head men's basketball coach at Monmouth ... mother played volleyball at UNC ... began his high school career at the legendary St. Anthony High School in Jersey City, where he played for two years and started as a sophomore for Hall-of-Fame coach Bob Hurley ... averaged better than 11 points per game for a team that finished 23-6 ... after the school closed, played at Mater Dei Prep as a junior and then at The Patrick School (formerly known as St. Patrick), which has produced many future basketball stars, most notably Kyrie Irving ... Second Team All-Section selection as a junior and senior ... scored 800 points in his three seasons of varsity basketball ... played in the state semifinals as a sophomore and senior, and his teams played in conference championship games in 2018 and 2019 ... also spent two summers with the We R 1 AAU team, and he played in two national championship tournaments ... majoring in psychology ... named to 2020 Patriot League Academic Honor Roll.

RICE'S CAREER HIGHS

Points:	24	vs. Rider	11/24/2021
Rebounds:	8	vs. Rider	11/24/2021
Assists:	7	twice	
Steals:	3	twice	
Blocks:	1	vs. American	2/27/2021
FG Made:	9	at Lafayette	1/10/2021
FG Attempted:	14	twice	
3-pt FG Made:	4	twice	
3-pt FG Att.:	6	twice	
FT Made:	8	twice	
FT Attempted:	8	twice	

RICE'S SEASON HIGHS

Points:	24	vs. Rider	11/24/2021
Rebounds:	8	vs. Rider	11/24/2021
Assists:	7	at Illinois State	11/20/2021
Steals:	2	vs. Rider	11/24/2021
Blocks:	0		
FG Made:	7	twice	
FG Attempted:	14	twice	
3-pt FG Made:	4	vs. Rider	11/17/2021
3-pt FG Attempted:	5	twice	
FT Made:	8	twice	
FT Attempted:	8	twice	

RICE'S CAREER STATISTICS

Year	G	GS	Min.	Avg.	FGM	FGA	Pct.	3FGM	3FGA	Pct.	FTM	FTA	Pct.	OR	DR	Reb.	RPG	PF	DQ	A	TO	BK	ST	Pts.	PPG
2019-20	34	0	435	12.8	28	82	.341	5	28	.179	19	25	.760	1	25	26	0.8	31	0	44	31	0	21	80	2.4
2020-21	12	12	338	28.2	42	84	.500	14	33	.424	28	36	.778	3	27	30	2.5	23	0	39	18	1	8	126	10.5
2021-22	6	6	197	32.8	30	78	.385	7	24	.292	24	26	.923	4	18	22	3.7	18	1	26	13	0	3	91	15.2
TOTAL	52	18	970	18.7	100	244	.410	26	85	.306	71	87	.816	8	70	78	1.5	72	1	109	62	1	32	297	5.7

XANDER RICE CAREER GAME-BY-GAME

RICE'S 2021-22 GAME-BY-GAME STATISTICS

Opponent	Min.	FG-A	Pct.	3FG-A	Pct.	FT-A	Pct.	RB	PF	A	TO	B	S	PTS
NC State	31	6-12	.500	1-5	.200	1-1	1.000	3	2	6	4	0	0	14
Penn	31	3-12	.250	0-3	.000	0-0	—	4	2	4	2	0	0	6
Rider	32	7-13	.539	4-5	.800	5-7	.714	2	3	4	0	0	0	23
Illinois State	34	1-14	.071	0-2	.000	2-2	1.000	2	5	7	3	0	1	4
Mercer	31	6-14	.429	0-4	.000	8-8	1.000	3	3	3	2	0	0	20
Rider	36	7-13	.539	2-5	.400	8-8	1.000	8	3	2	2	0	2	24
Siena														
St. Francis														
Hofstra														
Princeton														
La Salle														
Richmond														
Albany														
Boston U.*														
Army*														
Navy*														
Loyola*														
Lehigh*														
American*														
Colgate*														
Holy Cross*														
Navy*														
Loyola*														
Colgate*														
Lafayette*														
American*														
Holy Cross*														
Lehigh*														
Lafayette*														
Army*														
Boston U.*														

* Patriot League game ^ Patriot League Tournament Games started in **bold**

RICE'S 2020-21 GAME-BY-GAME STATISTICS

Opponent	Min.	FG-A	Pct.	3FG-A	Pct.	FT-A	Pct.	RB	PF	A	TO	B	S	PTS
Navy	32	3-12	.250	2-6	.333	5-6	.833	2	4	5	2	0	1	13
Navy	32	1-5	.200	0-1	.000	2-2	1.000	5	2	3	1	0	0	4
Lafayette*	23	3-5	.600	1-1	1.000	2-4	.500	2	2	3	2	0	0	9
Lafayette*	31	9-14	.643	1-1	1.000	4-5	.800	3	3	4	0	0	1	23
Lehigh*	25	2-4	.500	2-3	.667	4-4	1.000	1	1	4	1	0	1	10
Lehigh*	23	1-5	.200	1-4	.250	1-2	.500	1	3	2	1	0	1	4
Lehigh*	22	4-4	1.000	0-0	—	0-0	—	0	0	3	0	0	0	8
Lehigh*	21	2-4	.500	1-3	.333	3-3	1.000	4	1	7	2	0	1	8
American	37	3-8	.375	0-2	.000	4-6	.667	4	3	6	3	1	0	10
American	33	7-7	1.000	2-2	1.000	0-0	—	1	0	1	2	0	2	16
Lafayette^	36	6-10	.600	4-6	.667	3-4	.750	3	1	0	2	0	1	19
Colgate^	25	1-6	.167	0-4	.000	0-0	—	4	3	1	2	0	0	2

* Patriot League Central Division game ^ Patriot League Tournament Games started in **bold**

RICE'S 2019-20 GAME-BY-GAME STATISTICS

Opponent	Min.	FG-A	Pct.	3FG-A	Pct.	FT-A	Pct.	RB	PF	A	TO	B	S	PTS
Fairfield	12	0-2	.000	0-1	.000	0-0	—	1	0	3	0	0	0	0
Vermont	9	0-0	—	0-0	—	2-4	.500	1	2	1	1	0	0	2
Hofstra	13	0-2	.000	0-1	.000	0-0	—	1	1	3	2	0	0	0
Canisius	10	0-0	—	0-0	—	0-0	—	0	1	3	1	0	0	0
Penn State	15	0-3	.000	0-2	.000	0-0	—	0	0	0	3	0	0	0
Syracuse	13	0-2	.000	0-1	.000	2-2	1.000	2	0	1	2	0	0	2
Seattle	7	0-1	.000	0-0	—	0-0	—	0	0	0	0	0	0	0
Yale	20	2-3	.667	1-1	1.000	0-0	—	2	1	6	0	0	0	5
Princeton	12	0-0	—	0-0	—	0-0	—	0	2	1	1	0	0	0
Rider	9	2-4	.500	1-2	.500	0-0	—	0	0	0	3	0	1	5
Albany	13	0-2	.000	0-2	.000	0-0	—	0	1	0	1	0	1	0
Siena	17	2-3	.667	0-0	—	0-0	—	1	1	2	3	0	0	4
La Salle	15	1-4	.250	0-1	.000	2-2	1.000	2	1	0	1	0	2	4
Army*	7	0-0	—	0-0	—	0-0	—	0	0	1	1	0	1	0
Lafayette*	20	2-3	.667	0-0	—	0-2	.000	3	1	2	0	0	1	4
Navy*	12	3-4	.750	1-2	.500	2-2	1.000	0	2	0	0	0	2	9
Holy Cross*	12	3-6	.500	0-0	—	0-0	—	0	2	0	0	0	2	6
American*	27	2-4	.500	1-2	.500	3-3	1.000	0	1	0	1	0	1	8
Lehigh*	12	0-1	.000	0-0	—	0-0	—	3	1	4	0	0	0	0
Colgate*	13	1-2	.500	0-0	—	0-0	—	0	0	1	0	0	3	2
Loyola*	27	2-9	.222	0-5	.000	4-4	1.000	0	3	0	2	0	1	8
Army*	10	0-3	.000	0-2	.000	0-0	—	1	2	2	0	0	0	0
Boston U.*	15	2-6	.333	0-0	—	1-2	.500	2	0	1	2	0	1	5
Lafayette*	13	0-2	.000	0-2	.000	1-2	.500	0	1	1	0	0	0	1
Loyola*	10	1-4	.250	0-0	—	2-2	1.000	1	2	2	1	0	1	4
Navy*	4	0-0	—	0-0	—	0-0	—	1	0	1	2	0	0	0
American*	13	1-3	.333	0-1	.000	0-0	—	1	1	2	1	0	0	2
Holy Cross*	11	0-1	.000	0-1	.000	0-0	—	1	1	1	1	0	1	0
Lehigh*	8	0-0	—	0-0	—	0-0	—	0	0	1	0	0	0	0
Colgate*	6	0-0	—	0-0	—	0-0	—	1	2	0	0	0	0	0
Boston U.*	10	1-2	.500	1-1	1.000	0-0	—	1	0	1	0	0	0	3
Holy Cross^	13	1-1	1.000	0-0	—	0-0	—	2	0	3	0	0	3	2
American^	14	1-2	.500	0-0	—	0-0	—	0	1	1	1	0	0	2
Boston U.^	7	1-3	.333	0-1	.000	0-0	—	0	0	0	1	0	0	2

* Patriot League game ^ Patriot League Tournament Games started in **bold**

#23 • ANDRE SCREEN • SOPHOMORE • CENTER • 7-0 • 251 • ALEXANDRIA, VA. • ST. STEPHEN'S & ST. AGNES SCHOOL


Promising young center who is Bucknell's first 7-footer ... has shown a soft touch around the basket as well as shooting range that extends beyond the 3-point arc ... adept shot-blocker and rebounder.

2021-22

Strong game on opening night at N.C. State with 10 pts., 8 reb. ... huge night in win over Rider with career-high 20 pts. on 8-9 FG, 4-5 FT, along with 8 reb. ... tallied 11 pts., 6 reb. at Illinois State, then missed the 2G in Cancun due to an ankle injury.

2020-21

Enjoyed a productive rookie season and was one of the Patriot League's top newcomers ... played in 10 games with 2 starts ... missed 2 games vs. American late in the year due to COVID-19 protocols ... averaged 7.8 ppg, 6.6 rpg, 1.5 bpg ... shot 60.7 FG%, 58.8 FT% ... starting center for both games vs. Navy on opening weekend ... made a nice debut with 8 pts., 4 reb. in opener in Annapolis, then had 11 pts., 7 reb. at home the following night ... named PL Rookie of Week ... strong off bench 7 pts., 9 reb. in 1/17 win at Lehigh ... 2 very good games in 1/30-31 sweep of Lehigh ... combined for 14 pts. (6-8 FG), 16 reb. in 38 min. in the 2 wins ... logged 9 pts., 6 reb. in 15 min. in PL quarterfinal win over Lafayette ... had 8 pts., 6 reb. in PL semifinal at Colgate.

**HIGH SCHOOL/PERSONAL**

Andre Chester Screen ... born Dec. 3, 2001 in Alexandria, Va. ... son of Phillip and Deborah Screen ... as a junior helped Saint Stephen's & Saint Agnes School to a 27-3 record and its first Virginia Independent Schools Athletic Association (VISAA) Division I state championship since 1990 ... the team also captured the Interstate Athletic Conference title ... in 2019-20 the team finished 30-4 and returned to the state championship game before falling in the final ... First Team 2020 Div. 1 VISAA All-State selection selection as a senior, when he averaged 12.1 points and 6.4 rebounds per game ... played AAU ball for DC Thunder and DC Premier ... undeclared major within the Freeman College of Management.

SCREEN'S CAREER HIGHS

Points:	20	vs. Rider	11/17/2021
Rebounds:	9	three times	
Assists:	2	three times	
Steals:	2	vs. Lafayette	1/9/2021
Blocks:	3	twice	
FG Made:	8	vs. Rider	11/17/2021
FG Attempted:	9	twice	
3-pt FG Made:	0		
3-pt FG Att.:	1	vs. Navy	1/3/2021
FT Made:	4	vs. Rider	11/17/2021
FT Attempted:	5	vs. Rider	11/17/2021

SCREEN'S SEASON HIGHS

Points:	20	vs. Rider	11/17/2021
Rebounds:	9	vs. Penn	11/14/2021
Assists:	2	at N.C. State	11/9/2021
Steals:	0		
Blocks:	1	three times	
FG Made:	8	vs. Rider	11/17/2021
FG Attempted:	9	vs. Rider	11/17/2021
3-pt FG Made:	0		
3-pt FG Attempted:	0		
FT Made:	4	vs. Rider	11/17/2021
FT Attempted:	5	vs. Rider	11/17/2021

SCREEN'S CAREER STATISTICS

Year	G	GS	Min.	Avg.	FGM	FGA	Pct.	3FGM	3FGA	Pct.	FTM	FTA	Pct.	OR	DR	Reb.	RPG	PF	DQ	A	TO	BK	ST	Pts.	PPG
2020-21	10	2	189	18.9	34	56	.607	0	1	.000	10	17	.588	11	55	66	6.6	30	1	6	10	15	5	78	7.8
2021-22	4	4	93	23.3	19	31	.613	0	0	.000	7	8	.875	6	25	31	7.8	12	1	4	10	3	0	45	11.3
TOTAL	14	6	282	20.1	53	87	.609	0	1	.000	17	25	.680	17	80	97	6.9	42	2	10	20	18	5	123	8.8

ANDRE SCREEN'S CAREER GAME-BY-GAME

SCREEN'S 2021-22 GAME-BY-GAME STATISTICS

Opponent	Min.	FG-A	Pct.	3FG-A	Pct.	FT-A	Pct.	RB	PF	A	TO	B	S	PTS
NC State	23	5-8	.625	0-0	—	0-0	—	8	3	2	1	1	0	10
Penn	27	2-7	.286	0-0	—	0-0	—	9	0	1	2	1	0	4
Rider	26	8-9	.889	0-0	—	4-5	.800	8	4	1	1	0	0	20
Illinois State	16	4-7	.571	0-0	—	3-3	1.000	6	5	0	6	1	0	11
Mercer	DNP—INJ													
Rlder	DNP—INJ													
Siena														
St. Francis														
Hofstra														
Princeton														
La Salle														
Richmond														
Albany														
Boston U.*														
Army*														
Navy*														
Loyola*														
Lehigh*														
American*														
Colgate*														
Holy Cross*														
Navy*														
Loyola*														
Colgate*														
Lafayette*														
American*														
Holy Cross*														
Lehigh*														
Lafayette*														
Army*														
Boston U.*														
* Patriot League game ^ Patriot League Tournament Games started in bold														

SCREEN'S 2020-21 GAME-BY-GAME STATISTICS

Opponent	Min.	FG-A	Pct.	3FG-A	Pct.	FT-A	Pct.	RB	PF	A	TO	B	S	PTS
Navy	21	4-7	.571	0-0	—	0-1	.000	4	4	0	1	1	1	8
Navy	20	5-9	.556	0-1	.000	1-2	.500	7	5	0	1	1	0	11
Lafayette*	19	3-4	.750	0-0	—	2-3	.667	6	3	1	0	3	2	8
Lafayette*	19	4-6	.667	0-0	—	0-0	—	5	3	2	2	2	0	8
Lehigh*	16	1-6	.167	0-0	—	3-4	.750	7	2	1	1	1	0	5
Lehigh*	20	3-5	.600	0-0	—	1-2	.500	9	2	0	0	1	1	7
Lehigh*	20	3-4	.750	0-0	—	2-3	.667	7	4	2	0	0	0	8
Lehigh*	18	3-4	.750	0-0	—	0-0	—	9	1	0	1	3	0	6
American	DNP—INJ													
American	DNP—INJ													
Lafayette^	15	4-5	.800	0-0	—	1-2	.500	6	3	0	3	1	0	9
Colgate^	21	4-6	.667	0-0	—	0-0	—	6	3	0	1	2	1	8

* Patriot League Central Division game ^ Patriot League Tournament Games started in **bold**

#40 • ALEX TIMMERMAN • JUNIOR • CENTER • 6-9 • 265 • CRYSTAL LAKE, ILL. • CRYSTAL LAKE CENTRAL

Big, strong center who can carve out space around the rim ... excellent footwork for a player of his size ... able to score away from the basket as well ... good passer out of the low post ... physical presence who gives Bucknell good depth in the frontcourt.

2021-22

Hit all 3 FGA, including a 3FG and had 7 pts., 4 reb. in 12 min. off bench against Penn ... gave the team a big lift with 6 pts., 7 reb. in 13 min. in home win over Rider ... drew 5 fouls and went 4-5 from FT line ... had a breakout week in 3G at the Cancun Classic ... logged 10 pts., 9 reb., 3 asst. in 28 bench minutes at Illinois State ... played important minutes down stretch after Andre Screen fouled out ... with Screen out with an injury, started both games in Cancun ... career-high 22 pts. (10-12 FG) with 8 reb. vs. Mercer, then first career double-double with 11 pts., 12 reb. vs. Rider ... in the 3 tourney games totaled 43 pts., 29 reb. while hitting 19-27 FG (.704).

2020-21

Played in 8 games in a reserve role ... totaled 11 pts., 10 reb., and hit 4-11 FG ... saw time off the bench in both games vs. Navy, scoring 5 pts. in a season-high 17 min. on opening night.

2019-20

Played in 15 games as a reserve center ... totaled 19 pts., 15 reb., while shooting 8-16 FG ... saw 1st extended minutes at Rider and tallied 7 pts. (3-5 FG, 1-2 3FG) in 22 min.

PERSONAL/HIGH SCHOOL

Born Feb. 19, 2001 in Woodstock, Ill. ... son of Matthew and Lauren Timmerman ... has two younger sisters, Madeline and McKenna ... mother played volleyball at Valparaiso ... uncle, Rich Stanfel, played basketball at Ohio University ... 2019 graduate of Crystal Lake Central H.S. ... as a senior helped his team to a 21-12 record and a share of the Fox Valley Conference title ... First Team All-Area and All-Conference and Class 4A Honorable Mention All-State in 2018 and 2019 ... eclipsed the 1,000-point mark as a junior ... as a senior averaged 17.4 points and 9.2 rebounds per game ... as a junior averaged 15.7 points, 9.3 rebounds, 1.9 assists and 1.8 blocked shots while shooting 57 percent ... also spent two grassroots seasons with Fundamental University ... majoring in sociology ... named to 2020 and 2021 Patriot League Academic Honor Roll.

TIMMERMAN'S CAREER HIGHS

Points:	22	vs. Mercer	11/23/2021
Rebounds:	12	vs. Rider	11/24/2021
Assists:	3	vs. Illinois State	11/20/2021
Steals:	2	vs. Albany	12/7/2019
Blocks:	2	vs. Illinois State	11/20/2021
FG Made:	10	vs. Mercer	11/23/2021
FG Attempted:	12	vs. Mercer	11/23/2021
3-pt FG Made:	1	three times	
3-pt FG Att.:	2	at Rider	12/3/2019
FT Made:	4	vs. Rider	11/17/2021
FT Attempted:	5	vs. Rider	11/17/2021

TIMMERMAN'S SEASON HIGHS

Points:	22	vs. Mercer	11/23/2021
Rebounds:	12	vs. Rider	11/24/2021
Assists:	3	vs. Illinois State	11/20/2021
Steals:	0		
Blocks:	2	vs. Illinois State	11/20/2021
FG Made:	10	vs. Mercer	11/23/2021
FG Attempted:	12	vs. Mercer	11/23/2021
3-pt FG Made:	1	vs. Penn	11/14/2021
3-pt FG Attempted:	1	vs. Penn	11/14/2021
FT Made:	4	vs. Rider	11/17/2021
FT Attempted:	5	vs. Rider	11/17/2021

TIMMERMAN'S CAREER STATISTICS

Year	G	GS	Min.	Avg.	FGM	FGA	Pct.	3FGM	3FGA	Pct.	FTM	FTA	Pct.	OR	DR	Reb.	RPG	PF	DQ	A	TO	BK	ST	Pts.	PPG
2019-20	15	0	84	5.6	8	16	.500	1	3	.333	2	5	.400	6	9	15	1.0	16	2	3	6	2	3	19	1.3
2020-21	8	0	54	6.8	4	11	.364	1	4	.250	2	4	.500	3	7	10	1.3	7	0	2	1	1	0	11	1.4
2021-22	6	2	135	22.5	25	36	.694	1	1	1.000	9	12	.750	10	32	42	7.0	11	0	5	8	2	0	60	10.0
TOTAL	29	2	273	9.4	37	63	.587	3	8	.375	13	21	.619	19	48	67	2.3	34	2	10	15	5	3	90	3.1



ALEX TIMMERMAN CAREER GAME-BY-GAME

TIMMERMAN'S 2021-22 GAME-BY-GAME STATISTICS

Opponent	Min.	FG-A	Pct.	3FG-A	Pct.	FT-A	Pct.	RB	PF	A	TO	B	S	PTS
NC State	17	2-4	.500	0-0	—	0-0	—	2	1	0	1	0	0	4
Penn	12	3-3	1.000	1-1	1.00	0-0	—	4	1	0	3	0	0	7
Rider	13	1-2	.500	0-0	—	4-5	.800	7	1	1	0	0	0	6
Illinois State	28	5-9	.556	0-0	—	0-0	—	9	3	3	1	2	0	10
Mercer	32	10-12	.833	0-0	—	2-3	.667	8	1	0	0	0	0	22
Rider	32	4-6	.667	0-0	—	3-4	.750	12	4	1	3	0	0	11
Siena														
St. Francis														
Hofstra														
Princeton														
La Salle														
Richmond														
Albany														
Boston U.*														
Army*														
Navy*														
Loyola*														
Lehigh*														
American*														
Colgate*														
Holy Cross*														
Navy*														
Loyola*														
Colgate*														
Lafayette*														
American*														
Holy Cross*														
Lehigh*														
Lafayette*														
Army*														
Boston U.*														

* Patriot League game ^ Patriot League Tournament Games started in **bold**

TIMMERMAN'S 2020-21 GAME-BY-GAME STATISTICS

Opponent	Min.	FG-A	Pct.	3FG-A	Pct.	FT-A	Pct.	RB	PF	A	TO	B	S	PTS
Navy	17	2-5	.400	0-1	.000	1-2	.500	2	2	0	0	0	0	5
Navy	6	0-3	.000	0-1	.000	0-0	—	2	1	1	0	0	0	0
Lafayette*	1	1-1	1.000	1-1	1.000	0-0	—	0	0	1	0	0	0	0
Lafayette*														
Lehigh*														
Lehigh*	1	0-0	—	0-0	—	1-2	.500	0	0	0	0	0	0	1
Lehigh*	13	0-1	.000	0-1	.000	0-0	—	2	1	0	0	1	0	0
Lehigh*	4	0-0	—	0-0	—	0-0	—	1	0	0	0	0	0	0
American														
American														
Lafayette^	9	0-0	—	0-0	—	0-0	—	2	2	0	1	0	0	0
Colgate^	2	1-1	1.000	0-0	—	0-0	—	1	0	0	0	0	0	2

* Patriot League Central Division game ^ Patriot League Tournament Games started in **bold**

TIMMERMAN'S 2019-20 GAME-BY-GAME STATISTICS

Opponent	Min.	FG-A	Pct.	3FG-A	Pct.	FT-A	Pct.	RB	PF	A	TO	B	S	PTS
Fairfield														
Vermont														
Hofstra														
Canisius														
Penn State	3	0-0	—	0-0	—	0-0	—	1	0	0	0	0	0	0
Syracuse	2	0-0	—	0-0	—	0-0	—	0	0	0	1	0	0	0
Seattle														
Yale	3	0-0	—	0-0	—	0-0	—	0	0	0	1	0	0	0
Princeton														
Rider	22	3-5	.600	1-2	.500	0-1	—	1	5	1	0	1	0	7
Albany	16	2-2	1.000	0-0	—	0-0	—	2	5	0	0	0	2	4
Siena	10	1-3	.333	0-1	.000	0-0	—	2	2	0	0	1	0	2
La Salle														
Army*	7	0-0	—	0-0	—	0-0	—	1	2	0	2	0	1	0
Lafayette*	8	0-2	.000	0-0	—	0-0	—	2	0	0	1	0	0	0
Navy*	3	0-0	—	0-0	—	2-2	1.000	1	2	0	0	0	0	2
Holy Cross*	1	0-0	—	0-0	—	0-0	—	1	0	1	0	0	0	0
American*														
Lehigh*														
Colgate*	1	0-0	—	0-0	—	0-0	—	1	0	0	0	0	0	0
Loyola*	2	1-1	1.000	0-0	—	0-0	—	0	0	0	0	0	0	2
Army*														
Boston U.*	2	0-1	.000	0-0	—	0-2	.000	2	0	0	0	0	0	0
Lafayette*														
Loyola*														
Navy*	2	0-0	—	0-0	—	0-0	—	0	0	0	0	0	0	0
American*														
Holy Cross*	2	1-2	.500	0-0	—	0-0	—	1	0	1	1	0	0	2
Lehigh*														
Colgate*														
Boston U.*														
Holy Cross^														
American^														
Boston U.^														

* Patriot League game ^ Patriot League Tournament Games started in **bold**

#32 • JAKE VAN DER HEIJDEN • JUNIOR • FORWARD • 6-9 • 218 • RALEIGH, N.C. • RAVENSCROFT

Long, lefty forward with deep shooting range ... has worked hard to get stronger since arriving at Bucknell ... gets great elevation on his shot and has a ton of confidence in his scoring ability ... good athlete who can play both forward positions.

2021-22

Scored career-high 11 pts. (4-7 FG, 3-5 3FG) on opening night at N.C. State ... earned the start in his hometown of Raleigh ... hit a big go-ahead 3FG with 1:52 left in regulation in OT loss at Illinois State ... had 10 pts., 4 reb., 3 asst. in that game ... scored career-high 15 pts. (5-8 3FG) vs. Rider in Cancun.

2020-21

Appeared in all 12 games with 4 starts at the "4" spot ... averaged 3.3 ppg, 1.1 rpg ... shot 39.4 FG%, 36.4 3FG%, 60.0 FT% ... drew a starting assignment in both games of the Navy series on opening weekend ... totaled 13 pts., one shy of his 2019-20 total ... hit a 3FG in both games ... set career highs with 6 pts., 5 reb., 4 asst. in the opener at Navy, then tallied 7 pts. in the 2nd game ... matched season high with 7 pts. in home game vs. American.

2019-20

Saw action in 19 games off the bench ... totaled 14 pts., 11 reb. ... first career points came on a jumper at Syracuse ... hit 2 3FGs for 6 pts. vs. Yale ... hit pair of big 2nd-half 3FGs in tight game vs. Navy.

PERSONAL/HIGH SCHOOL

Born July 4, 2000 in Raleigh, N.C. ... son of Allard and Kim van der Heijden ... has a younger brother, Eric ... father played professional basketball in The Netherlands ... mother played college basketball at UMass Lowell and later played professionally ... uncle, Bill Brigham, played at George Washington ... team captain at Ravenscroft ... hit 67 3-pointers and averaged 13.7 points per game as a senior ... six 20-point games, with a high of 25 against Providence Day ... averaged 13.5 points per game as a junior in 2018 ... team's leading scorer at the 2018 MLK Showcase with 36 points (6-for-7 3-point shooting) ... earned TSIAC All-Conference honors ... No. 16 ranked player in the state of North Carolina by Phenom Hoops Report ... Phenom national showcase game MVP ... high school team won four straight conference titles ... team also won the South Granville Holiday Invitational in 2018 and the John Wall Holiday Invitational in 2016 ... also played for Team Wall on the Adidas Gold Gauntlet, where he started and averaged 12 points per game ... majoring in electrical engineering.

VAN DER HEIJDEN'S CAREER HIGHS


Points:	15	vs. Rider	11/24/2021
Rebounds:	5	at Navy	1/2/2021
Assists:	4	at Navy	1/2/2021
Steals:	1	eight times	
Blocks:	2	twice	
FG Made:	5	vs. Rider	11/24/2021
FG Attempted:	10	vs. Rider	11/24/2021
3-pt FG Made:	5	vs. Rider	11/24/2021
3-pt FG Att.:	8	vs. Rider	11/24/2021
FT Made:	3	at Colgate	3/10/2021
FT Attempted:	6	at Colgate	3/10/2021

VAN DER HEIJDEN'S SEASON HIGHS

Points:	15	vs. Rider	11/24/2021
Rebounds:	4	at Illinois State	11/20/2021
Assists:	3	at Illinois State	11/20/2021
Steals:	1	vs. Penn	11/14/2021
Blocks:	1	four times	
FG Made:	5	vs. Rider	11/24/2021
FG Attempted:	10	vs. Rider	11/24/2021
3-pt FG Made:	5	vs. Rider	11/24/2021
3-pt FG Attempted:	8	vs. Rider	11/24/2021
FT Made:	2	at Illinois State	11/20/2021
FT Attempted:	2	twice	

VAN DER HEIJDEN'S CAREER STATISTICS

Year	G	GS	Min.	Avg.	FGM	FGA	Pct.	3FGM	3FGA	Pct.	FTM	FTA	Pct.	OR	DR	Reb.	RPG	PF	DQ	A	TO	BK	ST	Pts.	PPG
2019-20	19	0	100	5.3	5	20	.250	4	14	.286	0	0	.000	3	8	11	0.6	11	0	3	4	3	3	14	0.7
2020-21	12	4	157	13.1	13	33	.394	8	22	.364	6	10	.600	4	9	13	1.1	17	0	9	9	2	4	40	3.3
2021-22	6	6	165	27.5	14	31	.452	11	23	.478	3	4	.750	5	13	18	3.0	14	0	7	7	4	1	42	7.0
TOTAL	37	10	422	11.4	32	84	.381	23	59	.390	9	14	.643	12	30	42	1.1	42	0	19	20	9	8	96	2.6



JAKE VAN DER HEIJDEN'S CAREER GAME-BY-GAME

VAN DER HEIJDEN'S 2021-22 GAME-BY-GAME STATISTICS

Opponent	Min.	FG-A	Pct.	3FG-A	Pct.	FT-A	Pct.	RB	PF	A	TO	B	S	PTS
NC State	24	4-7	.571	3-5	.600	0-0	—	3	2	1	2	0	0	11
Penn	29	2-4	.500	1-3	.333	0-0	—	3	2	0	0	1	0	5
Rider	16	0-1	.000	0-1	.000	0-0	—	3	3	0	1	1	0	0
Illinois State	29	3-6	.500	2-4	.500	2-2	1.000	4	4	3	0	1	0	10
Mercer	28	0-3	.000	0-2	.000	1-2	.500	2	0	2	0	0	0	1
Rider	36	5-10	.500	5-8	.625	0-0	—	3	3	1	4	0	1	15
Siena														
St. Francis														
Hofstra														
Princeton														
La Salle														
Richmond														
Albany														
Boston U.*														
Army*														
Navy*														
Loyola*														
Lehigh*														
American*														
Colgate*														
Holy Cross*														
Navy*														
Loyola*														
Colgate*														
Lafayette*														
American*														
Holy Cross*														
Lehigh*														
Lafayette*														
Army*														
Boston U.*														

* Patriot League game ^ Patriot League Tournament Games started in **bold**

VAN DER HEIJDEN'S 2020-21 GAME-BY-GAME STATISTICS

Opponent	Min.	FG-A	Pct.	3FG-A	Pct.	FT-A	Pct.	RB	PF	A	TO	B	S	PTS
Navy	29	2-5	.400	1-3	.333	1-2	.500	5	3	4	0	0	0	6
Navy	22	3-5	.600	1-3	.333	0-0	—	2	0	1	3	0	1	7
Lafayette*	14	1-2	.500	0-1	.000	0-0	—	0	4	2	1	2	0	2
Lafayette*	15	1-1	1.000	1-1	1.000	0-0	—	2	0	0	0	0	0	3
Lehigh*	15	2-5	.400	2-4	.500	0-0	—	0	1	2	0	0	0	6
Lehigh*	7	0-2	.000	0-0	—	0-0	—	1	0	0	1	0	1	0
Lehigh*	4	0-0	—	0-0	—	0-0	—	1	0	0	1	0	0	0
Lehigh*	8	0-2	.000	0-1	.000	0-0	—	1	1	0	0	0	0	0
American	11	2-4	.500	1-3	.333	2-2	1.000	2	3	0	1	0	1	7
American	22	2-6	.333	2-5	.400	0-0	—	0	2	0	2	0	1	6
Lafayette^	3	0-0	—	0-0	—	0-0	—	2	0	0	0	0	0	0
Colgate^	8	0-1	.000	0-1	.000	3-6	.500	0	0	0	0	0	0	3

* Patriot League Central Division game ^ Patriot League Tournament Games started in **bold**

VAN DER HEIJDEN'S 2019-20 GAME-BY-GAME STATISTICS

Opponent	Min.	FG-A	Pct.	3FG-A	Pct.	FT-A	Pct.	RB	PF	A	TO	B	S	PTS
Fairfield		DNP												
Vermont		DNP												
Hofstra	2	0-1	.000	0-1	.000	0-0	—	0	0	0	0	0	0	0
Canisius		DNP												
Penn State	2	0-1	.000	0-0	—	0-0	—	0	1	0	1	0	0	0
Syracuse	6	1-3	.333	0-1	.000	0-0	—	0	1	0	2	0	0	2
Seattle		DNP												
Yale	5	2-3	.667	2-3	.667	0-0	—	2	0	0	0	0	1	6
Princeton	6	0-1	.000	0-1	.000	0-0	—	0	1	0	0	0	0	0
Rider	3	0-0	—	0-0	—	0-0	—	0	1	0	0	0	0	0
Albany		DNP												
Siena		DNP												
La Salle	6	0-0	—	0-0	—	0-0	—	0	1	0	0	0	0	0
Army*	4	0-0	—	0-0	—	0-0	—	0	0	0	0	0	0	0
Lafayette*	5	0-0	—	0-0	—	0-0	—	0	1	0	1	0	0	0
Navy*	11	2-5	.400	2-3	.667	0-0	—	1	0	0	0	0	1	6
Holy Cross*	10	0-1	.000	0-1	.000	0-0	—	1	0	0	0	1	0	0
American*	6	0-0	—	0-0	—	0-0	—	0	0	1	0	0	0	0
Lehigh*		DNP												
Colgate*	3	0-1	.000	0-1	.000	0-0	—	0	1	0	0	0	0	0
Loyola*	9	0-1	.000	0-1	.000	0-0	—	2	2	0	0	2	1	0
Army*		DNP												
Boston U.*	16	0-3	.000	0-2	.000	0-0	—	2	2	1	0	0	0	0
Lafayette*		DNP												
Loyola*	3	0-0	—	0-0	—	0-0	—	0	0	0	0	0	0	0
Navy*		DNP												
American*	3	0-0	—	0-0	—	0-0	—	1	0	1	0	0	0	0
Holy Cross*	1	0-0	—	0-0	—	0-0	—	2	0	0	0	0	0	0
Lehigh*		DNP												
Colgate*		DNP												
Boston U.*		DNP												
Holy Cross^		DNP												
American^		DNP												
Boston U.^		DNP												

* Patriot League game ^ Patriot League Tournament Games started in **bold**

GAME 1 **BUCKNELL.....70** **NORTH CAROLINA STATE.....88** **PNC ARENA • RALEIGH, N.C. • TUESDAY, NOV. 9, 2021**

Official Basketball Box Score -- Game Totals -- Final Statistics

Bucknell vs NC State **11/09/21 8:00 pm at Raleigh, NC**

Bucknell 70 • 0-1,0-0 Patriot

#	Player	Total		3-Ptr	Rebounds	PF	TP	A	TO	Blk	Stl	Min
		FG-FGA	FT-FTA		Off Def Tot							
32	van der Heijden, Jake	f 4-7	3-5	0-0	2 1 3	2	11	1	2	0	0	24
23	Screen, Andre	c 5-8	0-0	0-0	1 7 8	3	10	2	1	1	0	23
10	Funk, Andrew	g 6-15	2-9	0-0	0 4 4	3	14	3	3	0	0	33
11	Adoh, Josh	g 4-7	2-3	1-1	1 2 3	12	0	1	0	1	0	20
21	Rice, Xander	g 6-12	1-5	1-1	0 3 3	2	14	6	4	0	0	32
01	Motta, Ian	g 0-4	0-4	0-0	0 2 2	0	0	0	1	0	0	12
03	Rhodes, Malachi	g 0-3	0-2	0-0	0 4 4	2	0	0	2	0	0	14
05	Edmonds IV, Elvin	g 2-3	1-1	0-0	0 0 0	1	5	1	1	0	0	17
12	Newton, Brock	g 0-0	0-0	0-0	0 0 0	0	0	0	0	0	0	2
13	Bascoe, Josh	g 0-0	0-0	0-0	0 2 2	0	0	1	1	0	0	6
40	Timmerman, Alex	g 2-4	0-0	0-0	2 0 2	1	4	0	1	0	0	17
Team												
Totals		29-63	9-31	3-4	8 24 32	17	70	14	17	1	1	200

FG % 1st Half: 17-34 50.0% 2nd half: 12-29 41.4% Game: 29-63 46.0%
 3FG % 1st Half: 5-16 31.3% 2nd half: 4-15 26.7% Game: 9-31 29.0%
 FT % 1st Half: 1-1 100.0 2nd half: 2-3 66.7% Game: 3-4 75.0%

Deadball
Rebounds
1

NC State 88 • 1-0,0-0 ACC

#	Player	Total	3-Ptr	Rebounds									
		FG-FGA	FT-FTA	Off	Def	Total	PF	TP	A	To	Blk	Stl	
04	Jericole Hellems	f 7-13	3-7	5-5	1	3	4	3	22	0	0	0	1
15	Manny Bates	f 0-0	0-0	0-0	0	0	0	0	0	0	0	0	1
01	Deron Seabron	g 8-13	0-1	2-4	6	6	12	1	18	1	2	0	3
03	Cam Hayes	g 3-11	1-5	2-2	1	2	3	0	9	4	1	0	1
14	Casey Morsell	g 4-8	1-4	4-7	3	3	6	0	13	0	3	0	1
00	Terquavion Smith	g 9-17	2-5	0-0	1	2	3	3	20	1	1	0	4
10	Breon Pass	g 1-3	0-2	2-2	0	3	3	4	4	1	0	0	1
11	Jaylon Gibson	g 0-1	0-0	0-0	0	2	2	0	0	0	0	0	0
12	Chase Graham	g 0-1	0-1	0-0	0	0	0	0	0	0	0	0	0
20	Alex Nunnally	g 0-0	0-0	0-0	0	0	0	0	0	0	0	0	0
21	Ebenezer Dowuona	g 1-4	0-0	0-0	4	5	9	0	2	0	2	1	2
24	Ernest Ross	g 0-1	0-0	0-0	1	0	1	1	0	0	1	0	1
	Team				0	0	0						
	Totals	33-72	7-25	15-20	17	26	43	12	88	7	8	2	13

FG % 1st Half: 15-38 39.5% 2nd half: 18-34 52.9% Game: 33-72 45.8%
 3FG % 1st Half: 4-15 26.7% 2nd half: 3-10 30.0% Game: 7-25 28.0%
 FT % 1st Half: 6-7 85.7% 2nd half: 9-13 69.2% Game: 15-20 75.0%

Deadball
Rebounds
3

Officials: Ryan Sassano, Raymie Styons, Jamie Luckie
 Technical fouls: Bucknell-None. NC State-None.
 Attendance: 13131

Score by periods	1st	2nd	Total
Bucknell	40	30	70
NC State	40	48	88

GAME 2 **PENN.....73** **BUCKNELL.....68** **SOJKA PAVILION • LEWISBURG, PA. • SUNDAY, NOV. 14, 2021**

Official Basketball Box Score -- Game Totals -- Final Statistics

Penn vs Bucknell **11/14/21 2:00 pm at Lewisburg, Pa.**

Penn 73 • 1-2,0-0 Ivy League

#	Player	Total		3-Ptr	Rebounds	PF	TP	A	TO	Blk	Stl	Min
		FG-FGA	FT-FTA		Off Def Tot							
22	Lucas Monroe	f 2-3	1-1	0-0	0 4 4	2	5	0	0	1	0	13
04	Max Lorca-Lloyd	c 2-3	0-0	0-0	0 1 1	2	4	0	1	3	1	14
02	Jonah Charles	g 0-6	0-4	3-4	1 1 2	1	3	1	0	0	1	37
03	Jordan Dingle	g 10-23	2-6	2-2	0 3 3	0	24	4	1	0	2	34
05	Jelani Williams	g 5-10	3-4	4-4	1 7 8	2	17	1	0	0	2	30
00	Clark Slajchert	g 3-8	3-4	4-4	2 3 5	4	13	1	0	0	0	16
11	Michael Moshkovitz	g 1-4	0-1	0-0	2 4 6	1	2	2	1	1	2	28
13	Nick Spinoso	g 1-3	1-2	0-0	1 4 5	2	3	4	1	1	1	25
23	Michael Wang	g 1-1	0-0	0-1	0 0 0	0	2	0	1	1	0	3
40	George Smith	g 0-0	0-0	0-0	0 0 0	0	0	0	0	0	0	0+
Team												
Totals		25-61	10-22	13-15	8 28 36	14	73	12	9	7	9	200

FG % 1st Half: 14-34 41.2% 2nd half: 11-27 40.7% Game: 25-61 41.0%
 3FG % 1st Half: 6-14 42.9% 2nd half: 4-8 50.0% Game: 10-22 45.5%
 FT % 1st Half: 0-1 0.0% 2nd half: 13-14 92.9% Game: 13-15 86.7%

Deadball
Rebounds
0

Bucknell 68 • 0-2,0-0 Patriot

#	Player	Total		3-Ptr	Rebounds	PF	TP	A	TO	Blk	Stl	Min
		FG-FGA	FT-FTA		Off Def Tot							
32	van der Heijden, Jake	f 2-4	1-3	0-0	1 2 3	2	5	0	0	1	1	30
23	Screen, Andre	c 2-7	0-0	0-0	1 8 9	0	4	1	2	1	0	27
10	Funk, Andrew	g 9-17	7-13	7-7	0 2 2	1	32	2	4	0	0	36
11	Adoh, Josh	g 1-4	0-3	0-0	0 1 1	3	2	1	0	0	1	13
21	Rice, Xander	g 3-12	0-3	0-0	2 2 4	2	6	4	2	0	0	31
01	Motta, Ian	g 0-4	0-3	0-0	1 2 3	1	0	2	0	0	0	11
03	Rhodes, Malachi	g 0-3	0-1	2-4	0 3 3	0	2	0	0	0	0	11
05	Edmonds IV, Elvin	g 4-8	2-4	0-0	1 3 4	3	10	2	2	0	0	25
13	Bascoe, Josh	g 0-0	0-0	0-0	0 2 2	0	0	0	1	0	0	4
40	Timmerman, Alex	g 3-3	1-1	0-0	0 4 4	1	7	0	3	0	0	12
Team												
Totals		24-62	11-31	9-11	11 30 41	13	68	12	14	2	2	200

FG % 1st Half: 10-26 38.5% 2nd half: 14-36 38.9% Game: 24-62 38.7%
 3FG % 1st Half: 4-10 40.0% 2nd half: 4-8 50.0% Game: 10-22 45.5%
 FT % 1st Half: 8-10 80.0% 2nd half: 1-1 100.0% Game: 9-11 81.8%

Officials: Tim Kelly, Andy O'Brien, Jim McMahon
 Technical fouls: Penn-None. Bucknell-None.
 Attendance: 1406

Score by periods	1st	2nd	Total
Penn	34	39	73
Bucknell	32	36	68

GAME 3 **RIDER.....74** **BUCKNELL.....81** **SOJKA PAVILION • LEWISBURG, PA. • WEDNESDAY, NOV. 17, 2021**

Official Basketball Box Score -- Game Totals -- Final Statistics

Rider vs Bucknell **11/17/21 7:00 pm at Lewisburg, Pa.**

Rider 74 • 2-2,0-0 MAAC

#	Player	Total		3-Ptr	Rebounds	PF	TP	A	TO	Blk	Stl	Min
		FG-FGA	FT-FTA		Off Def Tot							
05	Mervin James	f 2-6	0-1	0-0	3 2 5	5	4	2	1	0	1	15
10	Ajiri Ogemuno-Johnso	f 3-4	0-0	0-0	3 1 4	4	6	0	0	0	0	14
14	Dimencio Vaughn	f 0-8	0-2	0-0	2 3 5	3	0	0	2	2	1	21
02	Allen Powell	g 4-15	1-8	0-0	0 0 0	0	9	1	0	0	1	34
55	Dwight Murray, Jr.	g 10-24	2-8	8-9	2 11 13	1	30	4	2	0	3	39
00	Sedrick Altman	g 3-10	1-3	2-2	2 3 5	1	9	1	1	1	2	21
03	Corey McKeithan	g 2-6	1-5	1-1	3 2 5	3	6	1	1	0	0	28
15	Jeremiah Pope	g 1-4	0-2	0-0	1 0 1	0	2	0	0	0	1	8
35	Nehemiah Benson	g 4-6	0-2	0-0	1 2 3	5	8	0	1	0	1	20
Team												
Totals		29-83	5-31	11-12	19 26 45	22	74	9	8	3	10	200

FG % 1st Half: 14-40 35.0% 2nd half: 15-43 34.9% Game: 29-83 34.9%
 3FG % 1st Half: 3-16 18.8% 2nd half: 2-15 13.3% Game: 5-31 16.1%
 FT % 1st Half: 4-4 100.0 2nd half: 7-8 87.5% Game: 11-12 91.7%

Deadball
Rebounds
1

Bucknell 81 • 1-2,0-0 Patriot

#	Player	FG-FGA	3-Ptr FG-3FTA	FT-FTA	Rebounds			PF	TP	A	TO	Blk	Stl	Min
					Off	Def	Tot							
32	van der Heijden, Jake	f 0-1	0-0	1-0	1	2	3	0	0	1	1	0	0	16
23	Screen, Andre	c 8-9	0-0	4-5	1	7	8	4	20	1	1	0	0	26
10	Funk, Andrew	c 2-8	2-6	0-0	0	3	3	0	6	2	0	1	0	34
11	Adoh, Josh	g 2-10	1-7	0-0	0	2	2	1	5	1	3	0	1	14
21	Rice, Xander	g 7-13	4-5	5-7	0	2	2	3	23	4	0	0	0	32
01	Motta, Ian	g 1-4	1-4	0-0	0	1	1	1	3	0	1	0	0	15
03	Rhodes, Malachi	g 4-5	1-2	2-3	1	6	7	3	11	2	5	2	0	24
05	Edmonds IV, Elvin	g 2-3	1-1	2-2	0	3	3	0	7	4	2	1	1	22
13	Bascoe, Josh	g 0-0	0-0	0-0	0	1	1	1	0	0	1	0	0	4
40	Timmerman, Alex	g 1-2	0-0	4-5	0	7	7	1	6	1	0	0	0	13
	Team				2	1	3							
	Totals	27-55	10-26	17-22	5	35	40	17	81	15	14	5	2	200

GAME 5 **BUCKNELL.....68** **MERCER.....78** **HARD ROCK HOTEL • RIVIERA MAYA, MEXICO • TUESDAY, NOV. 23, 2021**

Official Basketball Box Score -- Game Totals -- Final Statistics

Bucknell vs Mercer **11/23/21 3:00 pm at Cancun, Mexico**

Bucknell 68 • 1-4,0-0 Patriot

#	Player	Total		3-Ptr		Rebounds			PF	TP	A	TO	Blk	Stl	Min
		FG-FGA	FG-FGA	FT-FTA	Off Def Tot										
01	Motta, Ian	f	1-4	0-1	0-0	1 4 5	1	2	1	2	1	1	0	0	16
32	van der Heijden, Jake	f	0-3	0-2	1-2	0 2 2	0	1	2	0	0	0	0	0	29
40	Timmerman, Alex	c	10-12	0-0	2-3	3 5 8	1	22	0	0	0	0	0	0	32
10	Funk, Andrew	g	6-12	4-9	0-2	0 8 8	0	16	5	2	0	0	1	1	36
21	Rice, Xander	g	6-14	0-4	8-8	0 3 3	3	20	3	2	0	0	0	0	32
03	Rhodes, Malachi		1-5	0-1	1-1	0 1 1	3	3	0	2	0	0	0	0	12
05	Edmonds IV, Elvin		0-1	0-1	2-2	0 2 2	4	2	1	3	0	0	0	0	23
12	Newton, Brock		1-2	0-0	0-0	0 0 0	1	2	0	0	0	0	0	0	7
13	Bascoe, Josh		0-1	0-0	0-2	0 2 2	1	0	0	3	0	0	0	0	13
	Team					0 2 2									
Totals			25-54	4-18	14-20	4 29 33	14	68	12	13	0	1			200

FG % 1st Half: 13-28 46.4% 2nd half: 12-26 46.2% Game: 25-54 46.3% Deadball
 3FG % 1st Half: 3-9 33.3% 2nd half: 1-9 11.1% Game: 4-18 22.2% Rebounds
 FT % 1st Half: 3-6 50.0% 2nd half: 11-14 78.6% Game: 14-20 70.0% 1

Mercer 78 • 2-3,0-0 SoCon

#	Player	Total		3-Ptr		Rebounds			PF	TP	A	TO	Blk	Stl	Min
		FG-FGA	FG-FGA	FT-FTA	Off Def Tot										
22	Felipe Haase	f	5-10	3-6	0-0	2 8 10	3	13	1	2	0	1	1	1	30
23	James Glisson III	f	1-7	0-1	2-2	1 10 11	2	4	2	0	0	0	0	0	25
02	Neftali Alvarez	g	8-15	2-7	4-5	1 0 1	2	22	5	3	0	2	2	2	27
20	Jalen Johnson	g	5-11	2-6	2-2	4 3 7	3	14	0	1	0	1	1	1	29
25	Shawn Walker Jr.	g	1-3	0-2	1-1	0 1 1	1	3	1	1	0	0	0	0	19
01	Kamar Robertson		6-12	2-3	0-0	0 2 2	3	14	2	0	0	0	3	3	28
03	Shannon Grant		0-1	0-0	0-0	0 2 2	3	0	0	3	1	0	0	0	9
11	Jovan Tucker		0-0	0-0	0-0	0 0 0	1	0	0	0	0	1	1	1	11
31	Jacksen Greco		3-7	2-6	0-0	1 2 3	2	8	2	0	1	1	1	1	22
	Team					0 1 1									
Totals			29-66	11-31	9-10	9 29 38	20	78	13	10	2	9			200

FG % 1st Half: 14-29 48.3% 2nd half: 15-37 40.5% Game: 29-66 43.9% Deadball
 3FG % 1st Half: 5-15 33.3% 2nd half: 6-16 37.5% Game: 11-31 35.5% Rebounds
 FT % 1st Half: 4-4 100.0% 2nd half: 5-6 83.3% Game: 9-10 90.0% 0,1

Officials: Kenny Clark, Scott Siville, Tim Stewart
 Technical fouls: Bucknell-None. Mercer-None.

Attendance: 133

Cancun Challenge Mayan Division Game

Score by periods	1st	2nd	Total
Bucknell	32	36	68
Mercer	37	41	78

GAME 6 **RIDER.....85** **BUCKNELL.....79** **HARD ROCK HOTEL • RIVIERA MAYA, MEXICO • WEDNESDAY, NOV. 24, 2021**

Official Basketball Box Score -- Game Totals -- Final Statistics

Rider vs Bucknell **11/24/21 12:30 pm at Cancun, Mexico**

Rider 85 • 3-4,0-0 MAAC

#	Player	Total		3-Ptr		Rebounds			PF	TP	A	TO	Blk	Stl	Min
		FG-FGA	FG-FGA	FT-FTA	Off Def Tot										
05	Mervin James	f	8-14	0-0	7-8	5 1 6	5	23	0	2	0	3	2	1	21
14	Dimencio Vaughn	f	5-13	2-3	4-6	2 6 8	2	16	0	1	0	1	1	1	26
00	Sedrick Altman	g	1-3	0-0	0-0	0 1 1	3	2	1	0	0	3	2	1	29
03	Corey McKeithan	g	4-8	2-4	2-4	1 4 5	2	12	1	0	0	0	0	0	34
55	Dwight Murray, Jr.	g	5-14	2-4	0-0	0 10 10	3	12	6	1	0	2	2	3	39
02	Allen Powell		2-5	2-5	4-4	0 1 1	2	10	1	2	0	0	0	0	22
13	Jaelen McGlone		0-1	0-0	0-0	1 0 1	1	0	0	1	0	0	1	0	5
15	Jeremiah Pope		1-3	0-1	0-0	0 0 0	0	2	0	0	0	0	0	0	6
35	Nehemiah Benson		3-7	0-0	2-2	4 2 6	1	8	1	0	0	1	1	1	18
	Team					0 1 1									
Totals			29-68	8-17	19-24	13 26 39	19	85	10	8	0	10			200

FG % 1st Half: 14-33 42.4% 2nd half: 15-35 42.9% Game: 29-68 42.6% Deadball
 3FG % 1st Half: 4-9 44.4% 2nd half: 4-8 50.0% Game: 8-17 47.1% Rebounds
 FT % 1st Half: 7-10 70.0% 2nd half: 12-14 85.7% Game: 19-24 79.2% 4

Bucknell 79 • 1-5,0-0 Patriot

#	Player	Total		3-Ptr		Rebounds			PF	TP	A	TO	Blk	Stl	Min
		FG-FGA	FG-FGA	FT-FTA	Off Def Tot										
01	Motta, Ian	f	1-2	0-1	0-0	0 2 2	2	2	0	0	0	1	1	1	18
32	van der Heijden, Jake	f	5-10	5-8	0-0	0 3 3	3	15	1	4	1	0	0	0	36
40	Timmerman, Alex	c	4-6	0-0	3-4	3 9 12	4	11	1	3	0	0	0	0	33
10	Funk, Andrew	g	4-13	1-8	3-4	0 2 2	0	12	3	4	0	0	0	0	36
21	Rice, Xander	g	7-13	2-5	8-8	2 6 8	3	24	2	2	0	2	2	2	36
03	Rhodes, Malachi		1-1	0-0	3-4	0 1 1	5	5	0	0	0	0	0	0	7
05	Edmonds IV, Elvin		1-5	0-2	3-4	0 2 2	0	5	3	1	0	0	0	0	24
11	Adoh, Josh		1-3	1-2	0-0	0 1 1	3	3	1	1	0	0	0	0	4
12	Newton, Brock		1-2	0-1	0-0	1 0 1	1	2	1	0	0	1	1	1	4
13	Bascoe, Josh		0-1	0-1	0-0	0 1 1	0	0	1	1	0	0	1	1	2
	Team					0 0 0									
Totals			25-56	9-28	20-24	6 27 33	21	79	13	16	1	4			200

FG % 1st Half: 13-26 50.0% 2nd half: 12-30 40.0% Game: 25-56 44.6% Deadball
 3FG % 1st Half: 4-13 30.8% 2nd half: 5-15 33.3% Game: 9-28 32.1% Rebounds
 FT % 1st Half: 14-15 93.3% 2nd half: 6-9 66.7% Game: 20-24 83.3% 3

Officials: Kenny Clark, John Floyd, Scott Siville

Technical fouls: Rider-Dwight Murray, Jr.; TEAM. Bucknell-None.

Attendance: 103

Cancun Challenge Mayan Division Consolation Game

Score by periods	1st	2nd	Total
Rider	39	46	85
Bucknell	44	35	79

2021-22 BUCKNELL ALPHABETICAL ROSTER

No.		Name	Cl.	Pos.	Ht.	Wt.	Hometown/Secondary School
11	*	Josh Adoh	So.	G	6-3	206	Bellflower, Calif./Combine Academy (N.C.)
13		Josh Bascoe	Fr.	G	6-0	180	Milton, Ontario/Vermont Academy (Vt.)
25	*	Alek Delev	So.	G	6-0	140	Sofia, Bulgaria/Second English Language School
5		Elvin Edmonds IV	Fr.	G	6-2	184	Hopewell, Va./Hopewell
10	***	Andrew Funk	Sr.	G	6-5	188	Warrington, Pa./Archbishop Wood
1		Ian Motta	Fr.	F	6-6	196	Allen, Texas/Allen
12		Brock Newton	Fr.	F	6-7	200	Fergus, Ontario/Toronto Basketball Academy
3	**	Malachi Rhodes	Jr.	F	6-8	233	Marietta, Ga./Wheeler
21	**	Xander Rice	Jr.	G	6-3	185	West Long Branch, N.J./The Patrick School
23	*	Andre Screen	So.	C	7-0	251	Alexandria, Va./Saint Stephen's & Saint Agnes School
40	**	Alex Timmerman	Jr.	C	6-9	265	Crystal Lake, Ill./Crystal Lake Central
32	**	Jake van der Heijden	Jr.	F	6-9	218	Raleigh, N.C./Ravenscroft


2021-22 BUCKNELL NUMERICAL ROSTER

No.		Name	Cl.	Pos.	Ht.	Wt.	Hometown/Secondary School
1		Ian Motta	Fr.	F	6-6	196	Allen, Texas/Allen
3	**	Malachi Rhodes	Jr.	F	6-8	233	Marietta, Ga./Wheeler
5		Elvin Edmonds IV	Fr.	G	6-2	184	Hopewell, Va./Hopewell
10	***	Andrew Funk	Sr.	G	6-5	188	Warrington, Pa./Archbishop Wood
11	*	Josh Adoh	So.	G	6-3	206	Bellflower, Calif./Combine Academy (N.C.)
12		Brock Newton	Fr.	F	6-7	200	Fergus, Ontario/Toronto Basketball Academy
13		Josh Bascoe	Fr.	G	6-0	180	Milton, Ontario/Vermont Academy (Vt.)
21	**	Xander Rice	Jr.	G	6-3	185	West Long Branch, N.J./The Patrick School
23	*	Andre Screen	So.	C	7-0	251	Alexandria, Va./Saint Stephen's & Saint Agnes School
25	*	Alek Delev	So.	G	6-0	140	Sofia, Bulgaria/Second English Language School
32	**	Jake van der Heijden	Jr.	F	6-9	218	Raleigh, N.C./Ravenscroft
40	**	Alex Timmerman	Jr.	C	6-9	265	Crystal Lake, Ill./Crystal Lake Central

* Letters won

Head Coach: Nathan Davis (Randolph-Macon '97, 7th season)**Associate Head Coach:** Paul Harrison (Washington & Lee '93)**Assistant Coaches:** Joe Meehan (Lebanon Valley '12), Johnathan Brown (Dominican '14)**Manager of Basketball Operations:** Lamont Moore (Randolph-Macon '16)**PRONUNCIATIONS**

Adoh	a-DOE
Bascoe	BAHSS-co
Delev	de-LEV
Motta	MOE-ta
Malachi Rhodes	MAL-a-KYE ROADS
Xander Rice	ZAN-der
van der Heijden	VAN-der-HIGH-den
Sojka Pavilion (home court)	SOY-ka



IAN MOTTA
FR • F • 6-6 • 196
ALLEN, TEXAS

1



MALACHI RHODES
JR • F • 6-8 • 233
MARIETTA, GA.

3



ELVIN EDMONDS IV
FR • G • 6-2 • 184
HOPEWELL, VA.

5



ANDREW FUNK
SR • G • 6-5 • 188
WARRINGTON, PA.

10




JOSH ADOH
SO • G • 6-3 • 206
BELLFLOWER, CALIF.

11




BROCK NEWTON
FR • F • 6-7 • 200
FERGUS, ONTARIO

12



JOSH BASCOE
FR • G • 6-0 • 180
MILTON, ONTARIO

13




XANDER RICE
JR • G • 6-3 • 185
W. LONG BRANCH, N.J.

21




ANDRE SCREEN
SO • C • 7-0 • 251
ALEXANDRIA, VA.

23




ALEK DELEV
SO • G • 6-0 • 140
SOFIA, BULGARIA

25



JAKE VAN DER HEIJDEN
JR • F • 6-9 • 218
RALEIGH, N.C.

32



ALEX TIMMERMAN
JR • C • 6-9 • 265
CRYSTAL LAKE, ILL.


40



NATHAN DAVIS
HEAD COACH
7TH SEASON



PAUL HARRISON
ASSOCIATE HEAD COACH
7TH SEASON



JOE MEEHAN
ASSISTANT COACH
7TH SEASON



JOHNATHAN BROWN
ASSISTANT COACH
6TH SEASON



LAMONT MOORE
MGR. MBB OPERATIONS
1ST SEASON