

# BALL STATE

## FOOTBALL 2023

6 MAC CHAMPIONSHIPS • 4 MAC WEST DIVISION TITLES • 11 BOWL APPEARANCES

### BALL STATE CARDINALS

#### (2-7, 1-4 MAC)

Home: 2-2 | Away: 0-5 | Streak: Lost 1  
Head Coach: Mike Neu (8th season)



### NORTHERN ILLINOIS

#### (4-5, 3-2 MAC)

Home: 2-2 | Away: 2-3 | Streak: Lost 1  
Head Coach: Thomas Hammock (5th season)

Game 10 | Tuesday, Nov. 7 (7 p.m. ET kickoff) | DeKalb, Ill. | Huskie Stadium (23,595)

#### LIVE COVERAGE

##### Watch

CBS Sports Network

Alex Del Barrio and Brock Vereen

##### Listen

Ball State Gainbridge Radio Network / WMUN RADIO  
AM 1340/92.5 FM | Sirius XM TBD and Channel TBD on  
Sirius XM app | Mick Tidrow and Haven Fields

#### 2023 SCHEDULE

##### SEPTEMBER

2	Sat.	at Kentucky	SECN	L, 14-44
9	Sat.	at 1/1 Georgia	SECN	L, 3-45
16	Sat.	INDIANA STATE	ESPN+	W, 45-7
23	Sat.	GEORGIA SOUTHERN	ESPN+	L, 3-40
30	Sat.	at Western Michigan *	ESPN+	L, 24-42

##### OCTOBER

7	Sat.	at Eastern Michigan *	ESPN+	L, 10-24
14	Sat.	TOLEDO *	ESPN+	L, 6-13
21	Sat.	CENTRAL MICHIGAN *	ESPN+	W, 24-17

##### NOVEMBER

1	Wed.	at Bowling Green *	ESPN2	L, 21-24
7	Tue.	at Northern Illinois *	CBSSN	7 pm
18	Sat.	KENT STATE *	TBD	TBD
25	Sat.	MIAMI *	TBD	TBD

##### DECEMBER

2	Sat..	MAC Championship Game   Ford Field	TBD	
---	-------	------------------------------------	-----	--

\* indicates MAC game  
Home games in **BOLD CAPS**; all times Eastern

#### CARDINALS BATTLE HUSKIES IN BATTLE FOR BRONZE STALK DURING TUESDAY #MAC-TION

▶▶ Ball State travels to Northern Illinois on Tuesday night in the second of two #MAC-tion midweek games. The game resumes a trophy rivalry that began in 2008, with the Cardinals and Huskies battling for the Bronze Stalk trophy.

▶▶ The Battle for the Bronze Stalk is the youngest rivalry game in the Mid-American Conference, but it hit full stride last season when Ball State won a double-overtime thriller in Muncie, 44-38. In what was the third-largest comeback in Ball State history, the Huskies led 21-0 before the Cardinals got on the board before halftime. Ball State outscored NIU 31-14 in the second half including a 6-yard pass from John Paddock to Tanner Koziol with 36 seconds left in regulation, to force overtime. Carson Steele's one-yard run provided the winning margin in the second OT session.

▶▶ The Cardinals enter their second week of #MAC-tion play with just a six-day spread after falling 24-21 in a heartbreaking defeat at Bowling Green last Wednesday. The Huskies fell 37-31 at Central Michigan last Tuesday.

▶▶ Redshirt sophomore Kiae Kelly expects to make his fourth straight start at QB this week. He rushed for 90 yards and two touchdowns last week, while completing 9 of 19 passes for 66 yards.

▶▶ The Cardinals' defensive unit once again put Ball State in position to earn a victory last week. The biggest moment for the defense was turning back Bowling Green's touchdown bid in the final minutes with a goal-line stand after the Falcons failed on three tries from the one-yard line. Bowling Green's 22-yard field goal was the difference in the game when Ball State's 52-yard attempt fell short as time expired.

#### WHAT A WIN MEANS:

▶▶ The Cardinals will rise to 3-7 and win their first road game of the season.  
▶▶ **Mike Neu** will capture his 36th victory as head coach of his alma mater, pulling within one win of Ray Louthen (1962-67) and Bill Lynch (1995-02) who are tied with the fifth-most career coaching wins at Ball State. Neu was Lynch's QB during the 1990-92 seasons as QB coach and offensive coordinator.

#### By the Numbers

**3**

Three opponents have been held under 100 yards rushing: Georgia, EMU and CMU. BGSU had just 104.

**7+**

Top tackler **Keionte Newson** has recorded at least seven tackles in eight straight games. He had 10 at BGSU.

**90+**

Quarterback Kiae Kelly has three games with at least 90 rushing yards: 94 at EMU, 98 vs. CMU and 90 at Bowling Green.

**326**

Rushing yards needed by **Marquez Cooper's** in order to reach his third straight season with 1,000 rush yards.

#### MAC Championships

1976, 1978, 1989, 1993, 1996, 2020

#### MAC West Division Titles

2001, 2007, 2008, 2020

#### Bowl Appearances

1965, 1967, 1989, 1993, 1996, 2007, 2008, 2012, 2013, 2020, 2021

## Weekly Schedule

WEDNESDAY	THURSDAY	FRIDAY	SATURDAY	SUNDAY	MONDAY	TUESDAY
<b>GAME</b>  at Bowling Green 7 p.m. ET (ESPN2)  Head coach Mike Neu and select players available post-game via Zoom.	<b>OFF</b>  12:30 p.m. ET Press Conference Head Coach Mike Neu	<b>PRACTICE (closed)</b>  Post-practice interviews available upon request	<b>PRACTICE (closed)</b>  Post-practice interviews available upon request	<b>PRACTICE (closed)</b>	<b>WALK-THROUGH (closed)</b>  10:00 a.m. ET <i>This Week in Ball State Sports</i> (Podcast)	<b>GAME</b>  at Northern Illinois 7 p.m. ET (CBSSN)  Head coach Mike Neu and select players available post-game via Zoom.

### BSU Media Contacts

- Kevin Messenger . . . . . Assistant AD (Primary)**  
 Email . . . . . kmessenger@bsu.edu  
 Phone . . . . . 765-285-8227 (O)  
 . . . . . 317-370-3437 (C)
- Brad Caudill . . . . . Associate Director**  
 Email . . . . . bcaudill2@bsu.edu  
 Phone . . . . . 765-285-8242 (O)  
 . . . . . 765-730-5036 (C)
- Mick Tidrow . . . . . Voice of the Cardinals**  
 Email . . . . . mrtidrow@bsu.edu  
 Phone . . . . . 435-294-5045 (C)

### University Information

- Location . . . . . Muncie, Ind. 47306  
 Enrollment/Founded . . . . . 21,597/1918  
 President . . . . . Geoffrey Mearns  
 Director of Athletics . . . . . Jeff Mitchell  
 Colors . . . . . Cardinal (200) and White  
 Home Facility . . . . . Scheumann Stadium  
 Capacity . . . . . 22,500  
 Surface . . . . . Sprint Turf  
 Football History . . . . . 2023 is the 99th team  
 First Season in Stadium . . . . . 1967  
 Conference . . . . . Mid-American (West Division)  
 Ticket Office . . . . . 765.285.1474  
 . . . . . or 1.888.BSU.TICKET

### Football Information

- 2022 Record . . . . . 5-7  
 2022 MAC Record . . . . . 3-5  
 2022 Home Record . . . . . 3-3  
 2022 Road Record . . . . . 2-4  
 Most Recent Bowl: . . . . . L, 51-20 vs. Georgia State  
 . . . . . (2021 Camellia Bowl)  
 2022 Letterwinners Returning . . . . . 31  
 . . . . . (10 offense, 20 defense, 1 specialists)  
 2022 Letterwinners Lost . . . . . 26  
 . . . . . (13 offense, 10 defense, 3 specialists)  
 2022 Starters Returning . . . . . 14  
 . . . . . (5 offense, 8 defense, 1 specialists)  
 2022 Starters Lost . . . . . 12  
 . . . . . (7 offense, 4 defense, 1 specialist1)

### Media Guidelines

- Practice Coverage**  
 Ball State’s practices are closed to the media, including walk-throughs the day before games. Please contact Kevin Messenger in the Athletic Communications office for schedule, times and location.
- Interview Policy**  
 Generally, all players and coaches are available for interviews to accredited media sources. Efforts will be made to accommodate additional requests virtually or over the phone as they arise. Requests for such interviews must be directed to Kevin Messenger in the Athletic Communications office at least 24 hours in advance.

- Game Coverage**  
 Please submit all credential requests to Kevin Messenger in the Athletic Communications office at least 48 hours in advance. Postgame press conferences featuring head coach Mike Neu and select players will be conducted via Zoom. A link to the Zoom session will be made available to media members via email.

- Press Conference**  
 This season, head coach Mike Neu and selected student-athletes will be available for a press conference on Monday of a typical game week. The press conference is tentatively scheduled for 12:30 p.m. ET each week. Further phone, Zoom or in-person accommodations may be made as the season progresses.

**This Week in Ball State Sports**  
 Each Tuesday as part of Ball State’s new podcast platform, Voice of the Cardinals Mick Tidrow will be joined by head coach Mike Neu to discuss the week that was and the week that will be for Ball State football. The weekly event will also feature interviews with players, assistant coaches and representatives from other Ball State programs. Each episode is anticipated on Spotify, Apple Podcasts, Amazon, IHeart Media, and Google. Searching ‘This Week in Ball State Sports’ will give you access to each episode that has been released. Archives of each show may be found at ballstatesports.com. The podcast is sponsored by Gainbridge, a proud Ball State partner.

**Visiting Radio Note**  
 The Ball State visiting radio booth has POTS and Ethernet lines available for visiting broadcasts.

**Photo/Video Requests**  
 Please contact the Ball State communications office for requests of historical photos, facility photos, action photos, headshots and video.



CollegePressBox.com is the official media website for Division I football. Access and download weekly game notes, quotes, statistics, media guides, headshots, logos and more for each conference and its member schools. Register for access at collegepressbox.com/register.



Scheumann Stadium

**Numerical**

No.	Name	Pos.	Ht.	Wt.	Yr.	Hometown/Previous School
0	Nick Munson	WR	5-10	188	R-Fr.	Avilla, Ind./East Noble HS
1	Kiael Kelly	QB	6-2	191	R-So.	Tampa, Fla./Gaither HS
1	Aljareek Malry	DB	6-1	192	Gr.	Lanham, Md./VMI
2	Ty Robinson	WR	6-3	193	Jr.	Aurora, Colo./Colorado
2	Mikhari Sibblis	DL	6-4	255	Gr.	Cumming, Ga./Lehigh
3	Layne Hatcher	QB	6-0	213	Gr.	Little Rock, Ark./Texas State
3	Jordan Riley	DB	6-1	189	Jr.	Clinton, Md./National Christian Academy
4	Colin Blazek	QB	6-3	210	R-Fr.	Venice, Fla./Venice HS
4	Tyler 'Red' Potts	DB	5-10	182	R-Sr.	Columbus, Ohio/Pickerington North HS
5	Rico Barfield	RB	5-11	212	R-So.	St. Louis, Mo./DeSmet Jesuit HS
5	Kyron Mims	DL	6-3	296	R-Jr.	Baton Rouge, La./Woodlawn HS
6	Vaughn Pemberton	RB	5-11	221	R-So.	Lake Forest, Ill./Loyola Academy
6	Tavion Woodard	DL	6-4	265	R-Jr.	West Lafayette, Ind./West Lafayette HS
7	Malcolm Gillie	WR	6-2	196	Jr.	Milwaukee, Wis./Ellsworth Community College
8	Sidney Houston Jr.	DE	6-2	246	Sr.	Cahokia, Ill./McKendree
9	Keionté Newton	LB	6-2	210	Jr.	Murfreesboro, Tenn./Blackman HS
9	Kadin Semonza	QB	6-1	195	Fr.	Mission Viejo, Calif./Mission Viejo HS
10	Jahmad Harmon	DB	6-0	175	R-Fr.	Indianapolis, Ind./Kent State
11	Damion Charity	DB	6-2	177	Gr.	Hampton, Va./Old Dominion
12	Thailand Baldwin	DB	5-10	174	R-So.	Hampton, Va./Life Christian Academy
13	Brandon Berger	LB	6-4	243	Jr.	Indianapolis, Ind./Roncalli HS
14	Ahmad Edwards	WR	6-1	177	R-Sr.	Alabaster, Ala./Jacksonville State
14	Marion Ponds	DB	6-1	187	Jr.	Wichita, Kan./Coffeyville CC
15	Lucas Borrow	P	5-10	178	Jr.	Newcastle, NSW, Australia/Cardiff HS
15	Marquez Cooper	RB	5-8	189	R-Jr.	Gaithersburg, Md./Kent State
16	Qian Magwood	WR	5-11	179	R-So.	Hilltop, Ohio/Walnut Ridge HS
16	AJ Taylor	DB	6-0	192	R-So.	St. Louis, Mo./Iowa Western CC
17	James Makszin	DL	6-4	278	R-Sr.	Norwalk, Conn./Rhode Island
17	Dwayne Moorehead	WR	6-2	196	R-Fr.	Chicago, Ill./Brother Rice HS
18	Aidan Leffler	QB	6-1	218	R-Fr.	Indianapolis, Ind./Roncalli HS
18	Jackson Wiegold	LB	6-2	226	R-So.	Vernon Hills, Ill./Vernon Hills HS
19	Nick Presley	WR	6-0	195	So.	Cincinnati, Ohio/Walnut Hills HS
20	TJ Horton	RB	5-10	201	Fr.	Lexington, Ky./Frederick Douglass HS
21	Joey Stemler	LB	6-2	242	R-So.	Cleves, Ohio/Elder HS
22	Jack Beebe	LB	6-1	219	R-So.	Plainfield, Ind./Plainfield HS
22	Nathaniel Zachery	RB	5-10	196	Fr.	East Amherst, N.Y./IMG Academy
23	R.J. Mukes III	WR	5-10	183	Fr.	Dayton, Ohio, Wayne HS
23	Loren Strickland	DB	5-10	204	R-Sr.	Carpentersville, Ill./University of Indianapolis
24	Christian Davis	RB	6-0	195	Fr.	Miamisburg, Ohio/Miamisburg HS
24	Alex Stirn	DB	6-2	184	R-So.	Metamora, Ind./North Decatur HS
25	Elijah Davis	DB	6-1	177	Fr.	Indianapolis, Ind./Pike HS
25	Austin Hill	WR	6-2	188	R-So.	Muncie, Ind./Yorktown HS
26	Jordan Coleman	DB	6-0	188	R-Fr.	Saint Peters, Mo./DeSmet Jesuit HS
27	Cody Mikulich	RB	5-10	206	Fr.	Bloomington, Ind./Bloomington North HS
28	Blair Schonhorst	DB	6-0	177	R-Fr.	St. Louis, Mo./Christian Brothers College HS
29	Isaiah Thacker	WR	6-2	190	Fr.	New Palestine, Ind./New Palestine HS
30	Caden Johnson	LB	6-2	244	R-Fr.	Lexington, Ky./Frederick Douglass HS
31	DeJuan Echoles Jr.	LB	6-2	234	R-Fr.	Indianapolis, Ind./Warren Central HS
32	Clayton Coll	LB	6-3	238	Gr.	Franklin, Ind./Franklin Community HS
33	DD Snyder	DB	6-0	187	R-So.	Tampa, Fla./Illinois
34	Brayden Evans	RB	6-1	200	R-Jr.	Camby, Ind./Mooresville HS
34	Derek "DJ" Fields	DB	6-1	187	Fr.	Saint Charles, Mo./Chaminade HS
35	Brody Glenn	WR	6-2	190	R-Fr.	Fort Wayne, Ind./Bishop Luers HS
36	Khani McNeese	DB	6-1	177	Fr.	Hazel Crest, Ill./Hillcrest HS
36	Jeffrey Simmons	TE	6-6	237	R-Fr.	Fishers, Ind./Miami (OH)
37	Eli Hohlt	WR	6-0	175	Fr.	Greenwood, Ind./Center Grove HS
38	Charlie Spegal	RB	5-10	224	R-So.	New Palestine, Ind./Indiana
39	Nate Pedraza	LB	6-2	237	R-So.	Rolling Meadows, Ill./Rolling Meadows HS
40	Cole Pearce	LB	6-1	226	R-Sr.	Mason, Ohio/William Mason HS
41	Leo Collins	TE	6-3	208	Fr.	Evansville, Ind./Evansville Memorial HS
41	Ben Marsh	LB	6-4	240	Fr.	Hilliard, Ohio/Darby HS
42	Jake Bates	DB	5-9	192	Fr.	Mason, Ohio/William Mason HS
42	Cole Munchel	TE	6-4	237	Fr.	Parker City, Ind./Monroe Central HS
43	Danny Royster	LB	6-4	243	R-Fr.	Indianapolis, Ind./Lawrence North HS
44	Kyle Lozen	LB	5-10	230	R-So.	Carmel, Ind./Carmel HS
44	Maximus Webster	TE	6-2	230	R-Fr.	Sheridan, Ind./Westfield HS

**Alphabetical**

No.	Name	Pos.
87	Christian Abney	TE
76	Arkel Anugwom	OL
12	Thailand Baldwin	DB
5	Rico Barfield	RB
42	Jake Bates	DB
22	Jack Beebe	LB
13	Brandon Berger	LB
4	Colin Blazek	QB
15	Lucas Borrow	P
97	Caden Britton	LS
61	Ethan Brown	OL
11	Damion Charity	DB
26	Jordan Coleman	DB
32	Clayton Coll	LB
41	Leo Collins	TE
95	Darin Conley	OLB
59	Jackson Constantine	LB
70	Tristan Cook	OL
15	Marquez Cooper	RB
96	Jackson Courville	K
54	Ethan Crowe	OL
24	Christian Davis	RB
25	Elijah Davis	DB
49	Jack Drake	PK/P
53	Tucker Dunn	LS
45	Cole Earlewine	DB
31	DeJuan Echoles Jr.	LB
14	Ahmad Edwards	WR
55	Dalton Elrod	LB
34	Brayden Evans	RB
51	Ethan Evers	LB
34	Derek "DJ" Fields	DB
74	Rob Fogler	OL
99	Dakari Frazier	DL
57	Eli Freeman	OL
7	Malcolm Gillie	WR
35	Brody Glenn	WR
72	Phyllip Gunn	OL
10	Jahmad Harmon	DB
52	Drew Harper	LB
97	John Harris	DL
3	Layne Hatcher	QB
25	Austin Hill	WR
37	Eli Hohlt	WR
98	Carson Holmer	K
66	Chris Hood	OL
20	TJ Horton	RB
8	Sidney Houston Jr.	DE
47	Drew Hughes	DL
80	Brady Hunt	TE
30	Caden Johnson	LB
46	Jalon Jones	DB
48	Luke Jones	WR
55	Damon Kaylor	OL
1	Kiael Kelly	QB
54	Kyle King	DL
88	Tanner Koziol	TE
18	Aidan Leffler	QB
63	Tommy Lorincz	OL
44	Kyle Lozen	LB
65	Isaac Lucas	OL
16	Qian Magwood	WR
17	James Makszin	DL
62	Brandon Malkow	OL
1	Aljareek Malry	DB
41	Ben Marsh	LB

**Numerical** (cont.)

No.	Name	Pos.	Ht.	Wt.	Yr.	Hometown/Previous School
45	Cole Earlewine	DB	6-0	200	Fr.	Fishers, Ind./Hamilton Southeastern HS
45	Max Sullivan	TE	6-5	232	R-Fr.	Greenwood, Ind./Whiteland Community HS
46	Jalon Jones	DB	5-11	176	R-Fr.	Hillside, Ill./York Community HS
47	Drew Hughes	DL	6-2	291	R-So.	Willow Springs, Ill./Nazareth Academy
48	Luke Jones	WR	5-10	182	Fr.	Farmland, Ind./Monroe Central HS
49	Jack Drake	PK-P	6-1	190	Gr.	Zionsville, Ind./DePauw
51	Ethan Evers	LB	6-1	204	Fr.	Nappanee, Ind./NorthWood HS
52	Drew Harper	LB	6-1	201	R-Fr.	Pittsburgh, Pa./IMG Academy
53	Tucker Dunn	LS	6-3	247	Gr.	Cranberry Township, Pa./Colgate
54	Ethan Crowe	OL	6-5	293	Jr.	Bargersville, Ind./Center Grove HS
54	Kyle King	DL	6-4	265	R-Jr.	Greenfield, Ind./Michigan State
55	Dalton Elrod	LB	6-2	223	R-So.	Hartland, Wis./Arrowhead HS
55	Damon Kaylor	OL	6-5	299	R-Sr.	Huntington, Ind./Michigan State
56	Luke Wiginton	OL	6-5	305	R-Jr.	Fort Wayne, Ind./Indiana
57	Eli Freeman	OL	6-4	273	Fr.	Lebanon, Tenn./Lebanon HS
57	Nathan Reichert	DL	6-3	276	Jr.	Lewistown, Ohio/Indian Lake HS
59	Jackson Constantine	LB	6-1	235	R-Fr.	Fishers, Ind./Hamilton Southeastern HS
61	Ethan Brown	OL	6-2	262	Fr.	Amelia, Ohio/West Clermont HS
62	Brandon Malkow	OL	6-4	286	Gr.	Beloit, Wis./Western Illinois
63	Tommy Lorincz	OL	6-5	290	R-So.	Avon, Ohio/Avon HS
64	Jon Mucciolo	OL	6-4	309	Gr.	Mahopac, N.Y./Sacred Heart
65	Isaac Lucas	OL	6-4	286	Fr.	Youngstown, Ohio/Ursuline HS
66	Chris Hood	OL	6-9	326	R-Fr.	Kendallville, Ind./East Noble HS
67	Jackson Ruess	OL	6-4	287	Fr.	Crown Point, Ind./Crown Point HS
70	Tristan Cook	OL	6-5	286	Fr.	Lexington, Ky./Woodford County HS
71	Kevin Meeder	OL	6-5	293	R-So.	Portersville, Pa./Seneca Valley HS
72	Phyllip Gunn	OL	6-3	344	R-Fr.	Gary, Ind./Merrillville HS
73	Cole Mosier	OL	6-5	279	R-Fr.	Columbia City, Ind./Columbia City HS
74	Rob Fogler	OL	6-7	326	Fr.	Cincinnati, Ohio/St. Xavier HS
75	Corey Stewart	OL	6-6	303	Jr.	Nashville, Tenn./East Nashville HS
76	Arkel Anugwom	OL	6-8	294	Fr.	Antioch, Tenn./Antioch HS
77	Taran Tyo	OL	6-4	305	R-Fr.	Greenville, Ohio/Versailles HS
78	Julian McBride	DL	6-2	275	R-So.	Cape Girardeau, Mo./Chaminade College Prep
79	Austin Payton	OL	6-5	244	Fr.	Lafayette, Ind./Lafayette Jefferson HS
80	Brady Hunt	TE	6-6	249	R-So.	Muncie, Ind./Delta HS
81	Zavier Simpson	WR	6-3	208	R-So.	Indianapolis, Ind./Wake Forest
82	Dahya Patel	WR	6-1	192	R-Fr.	Lawrenceburg, Ind./Lawrenceburg HS
84	Preston Ross	TE	6-7	227	Fr.	Fort Wayne, Ind./Bishop Dwenger HS
85	Cam Pickett	WR	6-0	192	R-Fr.	Chicago, Ill./Brooks College Prep
86	Justin Morris	TE	6-4	238	R-So.	Vernon Hills, Ill./Vernon Hills HS
87	Christian Abney	TE	6-5	228	Fr.	Zionsville, Ind./Zionsville HS
88	Tanner Koziol	TE	6-7	240	So.	Bloomington, Ill./Mt. Vernon HS
92	Cody Smith	DE	6-7	252	Fr.	Sacramento, Calif./Liberty Ranch HS
93	Caleb Vogel	DL	6-4	224	Fr.	Flower Mound, Texas/Flower Mound HS
94	Jack Sape	DL	6-4	276	R-Sr.	Bloomfield Hills, Mich./Bloomfield Hills HS
95	Darin Conley	OLB	6-4	222	Fr.	Kansas City, Mo./The Pembroke Hill School
96	Jackson Courville	K	5-10	172	Fr.	Dayton, Ohio/Centerville HS
97	Caden Britton	LS	5-11	203	R-Fr.	New Albany, Ohio/New Albany HS
97	John Harris	DL	6-2	280	R-Jr.	Greenwood, Ind./Roncalli HS
98	Carson Holmer	K	6-1	206	R-Fr.	Avon, Ind./Avon HS
99	Dakari Frazier	DL	6-4	255	R-Fr.	Pickerington, Ohio/Pickerington Central HS

**Alphabetical** (cont.)

No.	Name	Pos.
78	Julian McBride	DL
36	Khani McNeese	DB
71	Kevin Meeder	OL
27	Cody Mikulich	RB
5	Kyron Mims	DL
17	Dwayne Moorehead	WR
86	Justin Morris	TE
73	Cole Mosier	OL
64	Jon Mucciolo	OL
23	R.J. Mukes III	WR
42	Cole Munchel	TE
0	Nick Munson	WR
9	Keionté Newson	LB
82	Dahya Patel	WR
79	Austin Payton	OL
40	Cole Pearce	LB
39	Nate Pedraza	LB
6	Vaughn Pemberton	RB
85	Cam Pickett	WR
14	Marion Ponds	DB
4	Tyler 'Red' Potts	DB
19	Nick Presley	WR
57	Nathan Reichert	DL
3	Jordan Riley	DB
2	Ty Robinson	WR
84	Preston Ross	TE
43	Danny Royster	LB
67	Jackson Ruess	OL
94	Jack Sape	DL
28	Blair Schonhorst	DB
9	Kadin Semonza	QB
2	Mikhari Sibblis	DL
36	Jeffrey Simmons	TE
81	Zavier Simpson	WR
92	Cody Smith	DE
33	DD Snyder	DB
38	Charlie Spegal	RB
21	Joey Stemler	LB
75	Corey Stewart	OL
24	Alex Stirn	DB
23	Loren Strickland	DB
45	Max Sullivan	TE
16	AJ Taylor	DB
29	Isaiah Thacker	WR
77	Taran Tyo	OL
93	Caleb Vogel	DL
44	Maximus Webster	TE
18	Jackson Wiegold	LB
56	Luke Wiginton	OL
6	Tavion Woodard	DL
22	Nathaniel Zachery	RB

**Pronunciation Guide**

Arkel Anugwom	ar-KELL ah-NUGG-wahm
Thailand Baldwin	TIE-land (also goes by Ty)
Colin Blazek	BLAY-zik
Lucas Borrow	BARR-oh
Clayton Coll	CALL
Marquez Cooper	marr-QWEZ
DeJuan Echols	ECK-oles
Dakari Frazier	duh-CARR-ee
Jalon Jones	JAY-lin
Kiael Kelly	ky-ELL
Tanner Koziol	KO-zee-uhl
Kyle Lozen	LOW-zen
Tommy Lorincz	Lawrence

Qian Magwood	KEE-on
James Makszin	MAX-un
Brandon Malkow	MAL-koh
Aljareek Malry	al-juh-REEK MAL-ree
Khani McNeese	kuh-NY
Kyron Mims	KY-ruhn
Jon Mucciolo	MOO-chee-oh-luh
R.J. Mukes III	MYOOKS
Keionté Newson	kee-ON-tay
Nate Pedraza	puh-DRAH-zuh
Dahya Patel	DAH-yuh puh-TELL
Marion Ponds	MARR-ee-un
Nathan Reichert	RY-kurt

Jackson Ruess	REESE
Jack Sape	SAYP
Blair Schonhorst	SHONN-horst
Kadin Semonza	CAY-din suh-MON-zuh
Mikhari Sibblis	muh-CARR-ee SIBB-lis
Taran Tyo	TAIR-un TY-oh
Maximus Webster	Maximus on first reference (otherwise just Max)
Jackson Wiegold	WEE-gold
Tavion Woodard	TAY-vee-on

<b>Coaches</b>	
Mike Neu	NEW

## OFFENSE

Pos.	No.	Name (Ht., Wt., Yr., Hometown)
QB	1	<b>Kiael Kelly</b> (6-2, 191, R-So., Tampa, Fla.)
	3	Layne Hatcher (6-0, 213, Gr., Little Rock, Ark.)
	9	Kadin Semonza (6-1, 195, Fr., Mission Viejo, Calif.)
RB	15	<b>Marquez Cooper</b> (5-8, 189, R-Jr., Gaithersburg, Md.)
	6	Vaughn Pemberton (5-11, 221, R-So., Lake Forest, Ill.)
	5	Rico Barfield (5-11, 212, R-So., St. Louis, Mo.)
	20	T.J. Horton (5-10, 201, Fr., Lexington, Ky.)
WR	19	<b>Nick Presley</b> (6-0, 195, So., Cincinnati, Ohio)
	17	Dwayne Moorehead (6-2, 196, R-Fr., Chicago, Ill.)
WR	16	<b>Qian Magwood</b> (5-11, 179, R-So., Hilltop, Ohio)
	0	Nick Munson (5-10, 188, R-Fr., Avilla, Ind.)
WR	7	<b>Malcolm Gillie</b> (6-2, 196, Jr., Milwaukee, Wis.)
	14	Ahmad Edwards (6-1, 177, R-Sr., Alabaster, Ala.)
	25	Austin Hill (6-2, 188, R-So., Muncie, Ind.)
TE	44	<b>Maximus Webster</b> (6-2, 230, R-Fr., Sheridan, Ind.)
	86	Justin Morris (6-4, 238, R-So., Vernon Hills, Ill.)
TE	88	<b>Tanner Koziol</b> (6-7, 240, So., Bloomingdale, Ill.)
	87	Christian Abney (6-5, 228, Fr., Zionsville, Ind.)
LT	75	<b>Corey Stewart</b> (6-6, 303, Jr., Nashville, Tenn.)
	73	Cole Mosier (6-5, 279, R-Fr., Columbia City, Ind.)
LG	64	<b>Jon Mucciolo</b> (6-4, 309, Gr., Mahopac, N.Y.)
	70	Tristan Cook (6-5, 286, Fr., Lexington, Ky.)
C	54	<b>Ethan Crowe</b> (6-5, 293, Jr., Bargersville, Ind.)
	62	Brandon Malkow (6-4, 286, Gr., Beloit, Wis.)
RG -or-	77	<b>Taran Tyo</b> (6-4, 305, R-Fr., Greenville, Ohio)
	71	Kevin Meeder (6-5, 293, R-So., Portersville, Pa.)
RT	55	<b>Damon Kaylor</b> (6-5, 299, R-Sr., Huntington, Ind.)
	56	Luke Wiginton (6-5, 305, R-Jr., Fort Wayne, Ind.)

## DEFENSE

Pos.	No.	Name (Ht., Wt., Yr., Hometown)
DE	6	<b>Tavion Woodard</b> (6-4, 265, R-Jr., West Lafayette, Ind.)
	2	Mikhari Sibblis (6-4, 255, Gr., Cumming, Ga.)
NT	5	<b>Kyron Mims</b> (6-3, 296, R-Jr., Baton Rouge, La.)
	97	John Harris (6-2, 280, R-Jr., Greenwood, Ind.)
	47	Drew Hughes (6-2, 291, R-So., Willow Springs, Ill.)
DE	94	<b>Jack Sape</b> (6-4, 276, R-Sr., Bloomfield Hills, Mich.)
	54	Kyle King (6-4, 265, R-Jr., Greenfield, Ind.)
	17	James Makszin (6-4, 278, R-Sr., Norwalk, Conn.)
EDGE	8	<b>Sidney Houston Jr.</b> (6-2, 246, Sr., Cahokia, Ill.)
	13	Brandon Berger (6-4, 243, Jr., Indianapolis, Ind.)
LB	21	<b>Joey Stemler</b> (6-2, 242, R-So., Cleves, Ohio)
	18	Jackson Wiegold (6-2, 226, R-So., Vernon Hills, Ill.)
LB	40	<b>Cole Pearce</b> (6-1, 226, R-Sr., Mason, Ohio)
	22	Jack Beebe (6-1, 219, R-So., Plainfield, Ind.)
LB	9	<b>Keionté Newson</b> (6-2, 210, Jr., Murfreesboro, Tenn.)
	55	Dalton Elrod (6-2, 223, R-So., Hartland, Wis.)
CB	4	<b>Tyler 'Red' Potts</b> (5-10, 182, R-Sr., Columbus, Ohio)
	10	Jahmad Harmon (6-0, 175, R-Fr., Indianapolis, Ind.)
	14	Marion Ponds (6-1, 187, Jr., Wichita, Kan.)
S	1	<b>Aljareek Malry</b> (6-1, 192, Gr., Lanham, Md.)
	23	Loren Strickland (5-10, 204, R-Sr., Carpentersville, Ill.)
S	3	<b>Jordan Riley</b> (6-1, 189, Jr., Clinton, Md.)
	26	Jordan Coleman (6-0, 188, R-Fr., St. Peter's, Mo.)
	33	DD Snyder (6-0, 187, R-So., Tampa, Fla.)
CB	12	<b>Thailand Baldwin</b> (5-10, 174, R-So., Hampton, Va.)
	11	Damion Charity (6-2, 177, Gr., Hampton, Va.)

## SPECIALISTS

Pos.	No.	Name (Ht., Wt., Yr., Hometown)
K	96	<b>Jackson Courville</b> (5-10, 172, Fr., Dayton, Ohio)
	98	Carson Holmer (6-1, 206, So., Avon, Ind.)
P	15	<b>Lucas Borrow</b> (5-10, 178, Jr., Newcastle, NSW, Australia)
	49	Jack Drake (6-1, 190, Gr., Zionsville, Ind.)
LS	53	<b>Tucker Dunn</b> (6-3, 247, Gr., Cranberry Township, Pa.)
	97	Caden Britton (5-11, 203, R-Fr., New Albany, Ohio)
H	15	<b>Lucas Borrow</b> (5-10, 178, Jr., Newcastle, NSW, Australia)
	4	Colin Blazek (6-3, 210, R-Fr., Venice, Fla.)

Pos.	No.	Name (Ht., Wt., Yr., Hometown)
KO	49	<b>Jack Drake</b> (6-1, 190, Gr., Zionsville, Ind.)
	98	Carson Holmer (6-1, 206, So., Avon, Ind.)
KR	7	<b>Malcolm Gillie</b> (6-2, 196, Jr., Milwaukee, Wis.)
	19	Nick Presley (6-0, 195, So., Cincinnati, Ohio)
PR	0	<b>Nick Munson</b> (5-10, 188, R-Fr., Avilla, Ind.)
	16	Qian Magwood (5-11, 179, R-So., Hilltop, Ohio)

## COACHING STAFF - WHERE YOU WILL FIND THEM

Mike Neu	Sideline	Head Coach	Jack Connolly	Booth	Grad Assistant, Offense
Tyler Stockton	Sideline	Asst. HC, Defensive Coordinator, Inside LBs	Cole Hoover	Booth	Grad Assistant, Offensive Line
Kevin Lynch	Booth	Co-Offensive Coordinator, Quarterbacks	Demetrius Murray	Sideline	Grad Assistant, Defensive Backs
Cory Connolly	Sideline	Special Teams Coordinator, Outside LBs	Jacob White	Booth	Grad Assistant, Defense
Jared Elliott	Sideline	Co-Offensive Coordinator, Tight Ends			
Vic Hall	Booth	Passing Game Coordinator, Defensive Backs			
Joey Hecklinski	Sideline	Running Backs, Recruiting Coordinator			
Colin Johnson	Sideline	Running Game Coordinator, Offensive Line			
Nate Atkins	Booth	Defensive Backs and Nickels			
Cedric Cormier	Sideline	Wide Receivers			
Adam Morris	Sideline	Defensive Line			

## SERIES HISTORY

Date	Site	Winner	Score
10/4/41	A	Tie	6-6
10/17/42	A	Ball State	14-0
10/8/66	H	Northern Illinois	24-38
10/7/67	A	Northern Illinois	14-28
9/14/68	H	Northern Illinois	20-40
10/25/69	A	Northern Illinois	13-17
10/24/70	H	Northern Illinois	14-31
10/23/71	A	Tie	10-10
10/20/73	A	Northern Illinois	17-45
11/9/74	H	Ball State	31-21
10/25/75	A	Ball State	3-0
10/30/76	A	Ball State	33-7
10/15/77	H	Ball State	31-6
11/18/78	A	Ball State	31-13
11/17/79	H	Ball State	42-0
9/13/80	A	Ball State	18-17
10/3/81	H	Ball State	23-0
10/2/82	A	Ball State	14-7
10/1/83	H	Northern Illinois	14-27
9/29/84	A	Ball State	15-14
10/5/85	H	Ball State	29-0
8/30/86	A	Ball State	20-10
10/31/87	H	Ball State	42-17
10/29/88	A	Ball State	18-17
10/25/97	A	Ball State	21-14
10/3/98	H	Ball State	18-13
10/9/99	A	Northern Illinois	17-37
9/30/00	H	Northern Illinois	14-43
11/17/01	A	Northern Illinois	29-33
10/5/02	H	Northern Illinois	29-41
11/1/03	A	Northern Illinois	23-48
10/30/04	H	Northern Illinois	31-38
10/29/05	A	Ball State	31-17
9/30/06	H	Northern Illinois	28-40
11/24/07	A	Ball State	27-21
11/5/08	H	Ball State	45-14
11/12/09	A	Northern Illinois	20-26
11/20/10	H	Northern Illinois	21-59
11/15/11	A	Northern Illinois	38-41
10/6/12	H	Northern Illinois	23-35
11/13/13	A	Northern Illinois	27-48
11/5/14	H	Northern Illinois	21-35
10/10/15	A	Northern Illinois	41-59
10/1/16	H	Northern Illinois	24-31
11/9/17	A	Northern Illinois	17-63
10/6/18	H	Northern Illinois	16-24
10/5/19	A	Ball State	27-20
11/18/20	H	Ball State	31-25
11/10/21	A	Northern Illinois	29-30
10/1/22	H	Ball State	44-38 2OT

Northern Illinois leads, 25-23-2  
at Ball State: NIU leads, 13-11  
at Northern Illinois: Series tied, 12-12-2  
Current Streak: Won 1  
Longest Ball State Streak: 9 (1974-82)  
Longest NIU Streak: 10 (2009-18)

## INSIDE THE SERIES: NORTHERN ILLINOIS

► The Cardinals and Huskies have met 50 times overall and on 15 occasions since the start of the Bronze Stalk rivalry game in 2008. Northern Illinois leads the closely contested series 25-23-2 overall, but including a 10-year win streak from 2009-18, the Huskies have won 11 of 15 meetings since the annual series welcomed the Bronze Stalk Trophy.

► Last year's game was Ball State's eighth overtime game since 2000 and its first game with multiple overtimes since a 5-OT win over Western Michigan in 2005.

► In games played in DeKalb, the series is tied with 12 wins and losses for each school, plus a 10-10 tie in 1971 and a 6-6 deadlock in 1941 when the teams first met.

## FOUR TOUGH WEEKS OF DEFENSE

► The Cardinals have allowed an average of 19.5 points over four games since the start of October.

► After allowing 40+ points through its first four losses, Ball State has allowed a total of 78 over its last four games - yielding 24 to both Eastern Michigan and Bowling Green, just 13 in a 13-6 loss to Toledo and 17 in its 24-17 win against Central Michigan.

► In a similar stretch last season, Ball State allowed just 22.1 points over the last seven games of 2022.

► Against Toledo, the Cardinals twice denied the Rockets inside the Red Zone and spent much of last week's game using defense and punting to control a game of field position in a driving rain.

► A week earlier at Eastern Michigan, the Eagles rushed 38 times and mustered 61 net yards. Last week, Central Michigan managed just 99 rushing yards.

► Five sacks at EMU were the most by a Cardinals defense since their 2020 championship season when they recorded five sacks in consecutive games against Toledo (Nov. 28) and Central Michigan (Dec. 5).

► Ball State alternated TDs with the Falcons last week until a goal-line stand turned Bowling Green away after three tries from the one-yard line. The eventual 22-yard field goal proved to be the game winner when the Cardinals missed a 52-yarder that would have tied it as time expired.

## TOP TACKLER

► Since posting a then-career-high seven tackles in Week 2 at Georgia, **Keionte Newson** has recorded at least seven stops in every game. He elevated his career high to 10 tackles in each of the past two weeks to take over the team lead with 65 tackles on the year.

► For sake of comparison, he totaled 19 over his first three seasons.

► Newson's biggest season highlight this season was a scoop-and-score touchdown on a 66-yard fumble return against Indiana State.

## TALE OF THE TAPE

2023 NCAA Statistics	BSU	NIU
Scoring Offense	16.7	25.0
Scoring Defense	28.4	23.0
Total Offense	293.7	361.6
Total Defense	351.3	325.6
Passing Offense	149.4	201.3
Passing Defense	230.2	158.3
Rushing Offense	144.2	160.2
Rushing Defense	121.1	167.2
Third Down Pct. Offense	36.1%	38.7%
Third Down Pct. Defense	39.5%	42.9%
First Downs	155	164
Red Zone Offense	21-24 (87.5)	21-25 (84.0)
Red Zone TDs/FGs Offense	13/8	13/8
Red Zone Defense	26-32 (81.2)	28-31 (90.3)
Red Zone TDs/FGs Defense	18/8	21/7
Penalty Yards Per Game	46.8	47.7
Avg. Time of Possession	30:54	30:37

## NEARLY FOUR TIMES UNDER 100 RUSH YARDS

► Ball State has limited three opponents to less than 100 yards rushing this season: Georgia (99), Eastern Michigan (61) and Central Michigan (99).

► Bowling Green was limited to 104 yards on 34 carries last week for a 3.1-yard average.

## IN THE RED ZONE

► The Cardinals have scored on six straight Red Zone opportunities the past two weeks with five touchdowns and a field goal.

► The Cardinals were 4-of-4 against CMU inside the Red Zone on offense, scoring three touchdowns and a field goal to mark the first time this season going perfect on at least four Red Zone attempts.

## TURNOVERS ELUSIVE

► Turnovers remain a bugaboo for the Cardinals, leading the turnover battle just once in the past 12 games. Over 17 games since Oct. 1 last year, Ball State has led the turnover equation against just UConn (+1) last season and Indiana State (+1) this season.

► That note you just read is accurate -- even though Ball State realistically won its turnover battle with Toledo, 1-0. **Sidney Houston Jr.**, forced a Rockets fumble at the 8-yard line in the first quarter that was recovered by **Thai Baldwin**. Ball State's only turnover came on a 4th-down interception on its final play of the game while trying to move 80 yards in the rain in the game's last 59 seconds.

► Prior to the Toledo game, the Cardinals had acquired no turnovers in three straight games.

► For the season, Ball State has turned turnovers into just 14 points, compared to 62 for opponents. Two of three Bowling Green touchdowns last week followed Ball State turnovers.

**NO. 2 AMONG ACTIVE FBS CAREER RUSHERS**

▶▶ Now in his fourth college season, **Marquez Cooper** boasts 3,487 career rushing yards to rank second among all FBS active rushers. He is fifth in career rushing yards per game and sixth in career rushing touchdowns.

▶▶ Cooper was actually tops on the career chart of active FBS rushers until Southern Mississippi's Frank Gore ran for 247 yards two weeks ago against Appalachian State.

▶▶ On the same career charts is former Ball State running back Carson Steele (2021 & 2022), now at UCLA, who shared first team All-MAC honors with Cooper last season.

**Active FBS RBs - Career Rushing Yards**

Rk.	QB	Career Yards
1.	Frank Gore, Southern Miss.	3,703
1.	<b>Marquez Cooper, Ball State</b>	<b>3,487</b>
3.	Kimani Vidal, Troy	3,468
4.	Ray Davis, Kentucky	3,400
5.	Braelon Allen, Wisconsin	3,264
6.	Carson Steele, UCLA	3,159
7.	Blake Corum, Michigan	3,141
8.	George Holani, Boise State	3,053
9.	Sean Tyler, Minnesota	3,044

**Active FBS RBs - Career Rushing Yards Per Game**

Rk.	QB	Career Average
1.	Quinshon Judkins, Ole Miss	107.5
2.	Braelon Allen, Wisconsin	102.0
3.	Carson Steele, UCLA	94.6
4.	Harrison Waylee, Wyoming	92.1
5.	<b>Marquez Cooper, Ball State</b>	<b>89.4</b>
6.	TreVon Henderson, Ohio State	87.5
7.	Jaydn Ott, California	87.0
8.	Ray Davis, Kentucky	85.1

**Active FBS RBs - Career Rushing Touchdowns**

Rk.	QB	Career TDs
1.	Blake Corum, Michigan	47
2.	Samson Evans, Eastern Michigan	37
	Bo Nix, Oregon	37
4.	Rasheen Ali, Marshall	35
	Garrett Shrader, Syracuse	35
6.	<b>Marquez Cooper, Ball State</b>	<b>32</b>
7.	Braelon Allen, Wisconsin	31
	Jordan Travis, Florida State	31
9.	Jayden Daniels, LSU	30
	La'Damien Webb, South Alabama	30

**11TH PLAYER IN FBS HISTORY?**

▶▶ With four regular season games to play, redshirt junior **Marquez Cooper** is 326 yards shy of reaching 1,000 yards for the third straight season.

▶▶ By comparison, only 10 FBS players have ever rushed for 1,000 yards in four college seasons. Could he be in the conversation to match that mark next year?

**COOP AND THE HUSKIES**

▶▶ As a redshirt freshman in 2021, Cooper faced Northern Illinois twice -- once on Nov. 3 and again in the MAC Championship Game on Dec. 4. After 23 carries for 173 yards and two touchdowns in the regular season, Cooper was limited to just six carries for five yards in a 41-23 championship game loss in which Kent State was held scoreless in the first half.

▶▶ His game against the Huskies on Nov. 3, 2021 was the third-best rushing game of his career.

Date	Opponent	Att	Yds	YPC	TD
11/3/21	NIU at Kent St.	23	173	7.5	2
12/4/21	* NIU vs. Kent St.	6	5	0.8	0

MAC Championship Game - Ford Field

**COOP AND THE MAC**

▶▶ Now in his fourth season in the Mid-American Conference, the MAC's leading active rusher is 513 yards from becoming the 18th player in league history to reach 4,000 career rushing yards. The last player to reach the milestone was Western Michigan's Jarvion Franklin in 2017.

**COOP FOR A HUNDRED, PLEASE?**

▶▶ The Central Michigan game was Cooper's 15th career 100-yard rushing game and his second this season (162 yards on 26 carries).

▶▶ In both games he has rushed for 100 yards this season, the Cardinals have amassed over 200 rushing yards and gotten a victory. Ball State finished with 243 yards against CMU.

▶▶ Leading a ground attack that collected 288 yards against Indiana State, Cooper sparked Ball State with the second-best rushing output of his career, in his first game at Scheumann Stadium. He tallied 177 yards on 22 carries for a clip of 8.0 yards per attempt.

**COOP'S BEST GAMES**

▶▶ Marquez Cooper has rushed for more than 100 yards 14 times in his career. Here is a closer look at his top five games, all eclipsing 150 yards.

Date	Opponent	Att	Yds	YPC	TD
10/1/22	KSU vs. Ohio	40	240	6.0	2
9/16/23	<b>BSU vs. Indiana St.</b>	<b>22</b>	<b>177</b>	<b>8.0</b>	<b>1</b>
11/3/21	KSU vs. No. Illinois	23	173	7.5	2
11/1/22	KSU vs. Ball State	32	168	5.3	1
10/15/22	KSU at Toledo	31	166	5.4	2
10/21/23	<b>BSU vs. Central Mich.</b>	<b>26</b>	<b>162</b>	<b>6.2</b>	<b>1</b>

**HOME RUN THREAT**

▶▶ Gone is Ball State's all-conference rusher Carson Steele, a portal opportunist who will ply his trade at UCLA. In his stead, now, is the MAC's other first-team all-league rusher, **Marquez Cooper**, who jumps from Kent to Muncie to anchor a deep and balanced backfield group that drew Neu's frequent praises during the spring.

▶▶ Neu calls Cooper a "home run threat." The moniker is proven by now eight carries of 30+ plus yards the past four seasons and three bursts

**2023 MAC STANDINGS**

**EAST DIVISION**

Team	MAC	Pct.	Ovr.	Pct.	Streak
Miami	4-1	.800	7-2	.778	Won 1
Ohio	3-2	.600	6-3	.667	Lost 1
Bowling Green	3-2	.600	5-4	.556	Won 3
Buffalo	3-2	.600	3-6	.333	Lost 1
Akron	1-4	.200	2-7	.222	Won 1
Kent State	0-5	.000	1-8	.111	Lost 6

**WEST DIVISION**

Team	MAC	Pct.	Ovr.	Pct.	Streak
Toledo	5-0	1.000	8-1	.889	Won 8
Central Mich.	3-2	.600	5-4	.556	Won 1
Northern Ill.	3-2	.600	4-5	.444	Lost 1
Eastern Mich.	2-3	.400	4-5	.444	Lost 2
Western Mich.	2-3	.400	3-6	.333	Won 1
<b>Ball State</b>	<b>1-4</b>	<b>.200</b>	<b>2-7</b>	<b>.222</b>	<b>Lost 1</b>

**BSU RECORD IN 2023 WHEN ...**

Scoring first	1-1
Opponent scores first	1-6
Scoring 30 or more points	1-0
Scoring fewer than 30 points	1-6
Leading at the half	2-0
Trailing at the half	0-6
Tied at the half	0-1
Leading after three quarters	2-0
Trailing after three quarters	0-5
Tied after three quarters	0-2
Outrushing the opponent	2-2
Outpassing the opponent	0-0
Rushing 30 or more times	2-1
Rushing 40 or more times	2-1
Passing 30 or more times	0-4
Passing 40 or more times	0-0
Leading in time of possession	2-3
Trailing in time of possession	0-4
Time of possession is even	0-0
Winning in turnover margin	1-0
Losing in turnover margin	0-6
Tied in turnover margin	1-1
With a 100-yard rusher	2-0
With a 300-yard passer	0-1
With a 100-yard receiver	0-1
With an opposing 100-yard rusher	0-2
With an opposing 300-yard passer	0-2
With an opposing 100-yard receiver	0-1
Winning the coin toss	0-2
Losing the coin toss	2-5
Electing to receive	0-0
Electing to defer	0-2
Receiving the ball first	1-3
Opponent receiving ball first	1-4

## BSU CAREER GAMES STARTED

Offense	Pos	2023	Strk	Tot
Damon Kaylor	OL	9	10	32
Ethan Crowe	OL	7	2	29
Corey Stewart	OL	9	25	27
Tanner Koziol	TE	8	2	13
Brady Hunt	TE	0	0	11
Marquez Cooper	RB	9	9	9
Taran Tyo	OL	9	9	9
Ahmad Edwards	WR	8	8	8
Jon Mucciolo	OL	7	5	7
Malcolm Gillie	WR	5	0	5
Nick Presley	WR	3	0	4
Maximus Webster	TE	4	0	4
Layne Hatcher	QB	3	0	3
Kiael Kelly	QB	4	3	4
Kadin Semonza	QB	3	0	3
Tommy Lorincz	OL	0	0	3
Qian Magwood	WR	3	2	3
Kevin Meeder	OL	2	0	2
Ty Robinson	WR	2	0	2
Brandon Malkow	OL	2	0	2
Christian Abney	TE	1	0	1
Cole Mosier	OL	1	1	1

Defense	Pos	2023	Strk	Tot
Tavion Woodard	DL	7	7	27
Clayton Coll	ILB	1	0	24
Jack Sape	DL	9	12	23
Cole Pearce	ILB	9	10	21
Jordan Riley	S	9	21	21
Sidney Houston	LB	9	19	19
Tyler 'Red' Potts	CB	7	2	11
Keionte Newson	LB	9	9	10
Aljareek Malry	DB	9	9	9
John Harris	DL	0	0	8
Kyron Mims	DL	5	0	7
Damion Charity	DB	5	1	5
Kyle King	DL	2	0	4
James Makszin	DL	4	4	4
Joey Stemler	LB	4	2	4
Loren Strickland	DB	3	0	3
Thailand Baldwin	DB	2	0	2
Jahmad Harmon	DB	2	0	2
Brandon Berger	LB	0	0	1
Jordan Coleman	DB	1	0	1

of 40 yards or more. He broke a career-long 66-yarder against VMI in 2021.

- ▶ His season-long run of 39 yards came against Central Michigan in Week 8.
- ▶ Of Cooper's 15 games of 100-plus rushing yards, he has two this season, five last season, seven in 2021 and one in his redshirt season in 2020.
- ▶ Ball State is 2-0 when Cooper rushes for 100 yards and 0-7 when he fails to reach 100.

### MARR-QWEZ AND MADDEN

▶ **Marquez** (pronounced marr-QWEZ) **Cooper** became a father in the past year, to a young boy named Madden. Madden? As in John? Sort of ... Cooper is an avid Madden NFL gamer and it became a family joke that his child should be named Madden. The joke stuck. A tattoo with the name "Madden" is scrawled on the outside of his left forearm.

### CONTINUITY IN THE TRENCHES

▶ **Damon Kaylor** (32), **Ethan Crowe** (29) and **Corey Stewart** (27) pace an offensive line unit that boasts 139 career starts. That trio boasts 88 of those starts, with Stewart leading the Cardinals with 25 consecutive starts.

▶ Other offensive line starts include **Taran Tyo** (9), **Tommy Lorincz** (3), **Kevin Meeder** (2) and **Brandon Malkow** (2) -- and 35 more from grad transfer **Jon Mucciolo** who started 28 of 29 career games at FCS Sacred Heart in Fairfield, Conn.

▶ Ball State opened the year with 66 offensive line starts by returning players alone to rank 19th among all FBS schools entering the 2023 campaign.

▶ The defensive line has a similar story, totaling 69 career starts among returning players **Tavion Woodard** (27), **Jack Sape** (23), **John Harris** (8), **Kyron Mims** (7) and **Kyle King** (4).

▶ Added to that group are grad transfers **Mikhari Sibblis** from Lehigh and **James Makszin** from Rhode Island, who both completed four-plus years at the FCS level. Sibblis started all 36 games he played at Lehigh and Makszin started in 34 out of 38 games. Makszin has started the past four games for the Cardinals.

### 1 OF 6 WITH THREE QB STARTERS

▶ Ball State is one of six FBS schools who have started at least three different quarterbacks this season. The others are Arkansas State, Arizona State, California, Navy and Texas Tech.

### TRIPLE-THREAT KY-ELL

▶ **Kiael** (pronounced ky-ELL) **Kelly** began the season as Ball State's only QB to have thrown a pass for the Cardinals. In Week 7 vs. Toledo, he became the Cardinals' third starting QB this season while starting the first game of his career behind center. *[He actually started the season opener at Kentucky while lined up as a receiver.]*

▶ Kelly solidified his position as the Cardinals' starting QB in Weeks 8 and 9 against CMU and Bowling Green. He rushed for 64 yards and two touchdowns, and completed 13 of 16 passes for a career-high 101 yards against the Chippewas. At Bowling Green he scored two more rushing TDs with 90 yards on the ground. His 44-yard touchdown sprint down the right sideline was the Cardinals' longest carry this season.

▶ Given Ball State's injuries and the absence of tight end threat **Brady Hunt**, the Cardinals have opted for Kelly as the starting QB to offer more versatility and explosiveness.

▶ Against Toledo, he carried 18 times for a career-high 98 rushing yards.

▶ Ball State's second-leading rusher, he had nine carries for 94 yards at Eastern Michigan. His 42-yard gain in the first quarter was then his career-long.

▶ In fact, Kelly went over the 100-yard rushing mark at EMU but later absorbed a 10-yard sack. He would have become the first Cardinals QB to rush for over 100 yards since Talmadge Hill on Oct. 28, 2000 (101 yards on 19 attempts vs. CMU).

▶ Typically regarded as a dual-threat QB who can beat you with his legs, he has become a triple threat this season, adding receiving to his repertoire.

▶ Kelly caught six passes over consecutive games against Georgia Southern (2) and Western Michigan (4), to match his six completions in those games.

▶ Combined, he has accounted for 773 total yards -- 434 rushing, 300 passing, 39 receiving. He needs 227 yards to account for 1,000 total yards despite only starting three games.

### QB ROTATION: THE EVOLUTION

▶ Following an initial two weeks of split QB duties, two weeks with **Kadin Semonza** at the helm and two weeks behind **Layne Hatcher**, **Kiael Kelly** took his turn running the Cardinals offense the past three games vs. Toledo, CMU and Bowling Green.

▶ Kelly is the most explosive QB of the bunch and the lone quarterback to appear in every game.

▶ The Cardinals entered the year without John Paddock who graduated and transferred to Illinois, and with reserve QB **Kiael Kelly** appearing in just one game with one pass attempt (a 23-yard completion) last season. Kelly returns as a dual-threat QB, but spring reps were split with grad transfer **Layne Hatcher** who spent the past four years slinging the pigskin to the tune of 2,000 yards per season at Arkansas State (2019-21) and Texas State (2022). Hatcher began his college QB odyssey as an Alabama redshirt in 2018.

▶ At Kentucky, all three QBs saw significant playing time - Hatcher playing the first half, true freshman Semonza leading the Cardinals in the second half and Kelly offering a mix of versatility throughout the game.

▶ At Georgia, roles reversed slightly with Semonza taking first-half snaps and Hatcher opening the second half. In the fourth quarter, Kelly took the lead QB post and made a career-high five pass attempts.

▶ Week 3 featured Semonza nearly wire-to-wire against Indiana State, giving way in the fourth quarter to Hatcher after a rout was underway.

Kelly saw intermittent action throughout the game.

► Semonza saw most of Ball State's QB reps against ISU and played all four quarters against Georgia Southern. He was 11-of-23 passing against the Eagles, with two interceptions.

► In a Week 4 setback against Georgia Southern, Kelly played the entire fourth quarter and finished with career highs of three completions and six pass attempts. Earlier in the contest, he also caught the first two passes of his career - finishing the game with 37 passing yards, 11 receiving and 10 on the ground.

► Following the two-game run with true-freshman Semonza seemingly taking control of the Cardinals' quarterback rotation, Hatcher started the MAC opener at Western Michigan and proceeded to throw for 316 yards -- thus tilting the rotation back under Hatcher's control.

► Hatcher went the distance at Eastern Michigan, completing 19 of 33 passes for 131 yards.

► Kelly was named the starter in Week 7 while trying to take advantage of his explosiveness, especially in the absence of Freshman All-America tight end Brady Hunt who will miss the remainder of the season.

### KELLY AMONG TOP RECEIVING QUARTERBACKS

► Though he hasn't caught a pass over the past four games, **Kiael Kelly** remains one of three FBS quarterbacks with at least five pass receptions. Eli Stowers of New Mexico State has 24. South Carolina's Luke Doty has 11 catches. Kelly has six.

### HATCHER'S STATS IN PERSPECTIVE

► **Layne Hatcher's** career passing statistics are outright gaudy. Let's put them in perspective ... after four Sun Belt seasons with 2,000+ yards, he ranks second in Sun Belt history with 84 career TDs and ninth with 10,080 career passing yards.

► He has now thrown for 200-plus yards in 24 of 52 career games.

► Name-dropping ... Hatcher passed Eli Manning and Deshaun Watson on the all-time list of FBS career passing yards during Ball State's game at Georgia ... at Eastern Michigan, he passed Doug Flutie ... he remains 556 yards shy of Peyton Manning's 11,201 career passing yards at Tennessee.

► Prominent college and NFL names in Hatcher's immediate path during include Sean Clifford, Matt Leinart, Chad Pennington, Dan Orlovsky, Marcus Mariota and Ben Roethlisberger.

### AMONG ACTIVE FBS PASSERS

► Hatcher enters the Northern Illinois game ranked 10th among active career passers with 10,645 yards, and sixth with 88 touchdowns.

#### Active FBS QBs - Career Passing Yards

Rk.	QB	Career Yards
1.	Sam Hartman, Notre Dame	15,239
2.	Dillon Gabriel, Oklahoma	13,851

3.	Bo Nix, Oregon	13,566
4.	Michael Penix Jr., Washington	12,039
5.	Will Rogers, Mississippi State	11,964
6.	Jayden Daniels, LSU	11,729
7.	Kedon Slovis, BYU	11,689
8.	Chevan Cordeiro, San Jose State	11,407
9.	Frank Harris, UTSA	11,078
10.	<b>Layne Hatcher, Ball State</b>	<b>10,645</b>
11.	Taulia Tagovailoa, Maryland	10,465
12.	Spencer Rattler, South Carolina	10,137
13.	Brennan Armstrong, NC State	10,005
	Grayson McCall, Coastal Carolina	10,005

#### Active FBS QBs - Career Passing Touchdowns

Rk.	QB	Career TDs
1.	Sam Hartman, Notre Dame	128
2.	Dillon Gabriel, Oklahoma	115
3.	Bo Nix, Oregon	93
4.	Will Rogers, Mississippi State	92
5.	Caleb Williams, USC	91
6.	<b>Layne Hatcher, Ball State</b>	<b>88</b>
	Grayson McCall, Coastal Carolina	88
8.	Frank Harris, UTSA	87
9.	Michael Penix Jr., Washington	86

#### FBS QBs All-Time - Career Passing Yards

Rk.	QB	Career Yards
90.	Drew Brees, Purdue	10,909
91.	David Neill, Nevada	10,903
92.	Austin Davis, So. Mississippi	10,892
93.	Jake Bentley, South Alabama	10,885
94.	Danny Wuerffel, Florida	10,875
95.	Ben Roethlisberger, Miami (Ohio)	10,829
96.	Marcus Mariota, Oregon	10,796
97.	Brian Brohm, Louisville	10,775
98.	Ryan Aplin, Arkansas State	10,758
99.	Matt Linehan, Idaho	10,752
100.	Clayton Thorson, Northwestern	10,731
101.	Trevone Boykin, TCU	10,727
102.	Dorian Thompson-Robinson, UCLA	10,710
103.	Dan Orlovsky, Connecticut	10,706
104.	Chad Pennington, Marshall	10,698
105.	Matt Leinart, USC	10,693
106.	Brandon Silvers, Troy	10,677
107.	P.J. Walker, Temple	10,668
108.	Sean Clifford, Penn State	10,661
109.	<b>Layne Hatcher, Ball State</b>	<b>10,645</b>

### TAKING SNAPS

► The Cardinals started a pair of quarterbacks, used three overall and saw four players take offensive snaps in the opener at Kentucky. Tight end **Maximus Webster**, a former high school quarterback, went under center on 3rd-and-short and ran a toss play to QB Kiael Kelly.

► With three active quarterbacks, three different starting quarterbacks and the roster dotted with numerous former prep QBs ... *broadcasters are advised to identify the QB on every snap of the ball.*

## 100-YARD RUSHERS

PLAYER	2023	Career
Marquez Cooper	2	15

## 100-YARD RECEIVERS

PLAYER	2023	Career
Ahmad Edwards	0	1
Qian Magwood	1	1

## 200-YARD PASSERS

PLAYER	2023	Career
Layne Hatcher	1	24

## 300-YARD PASSERS

PLAYER	2023	Career
Layne Hatcher	1	12

## CAREER INTERCEPTIONS

PLAYER	2023	Career
Aljareek Malry	1	3
Red Potts	2	3
Clayton Coll	0	2
James Makszin	0	1
Cole Pearce	0	1

## CAREER SACKS

PLAYER	2023	Career
Mikhari Sibblis	1.5	11.5
Tavion Woodard	2	11
Sidney Houston Jr.	5.5	9.5
Cole Pearce	3	8
James Makszin	0.5	6
Jack Sape	2	4.5
Clayton Coll	0	4
Kyle King	0	3.5
Aljareek Malry	0	3
Keionte Newson	1.5	2.5
John Harris	0	1.5
Brandon Berger	0	1
Kyron Mims	0	1
Red Potts	0	1
Jordan Riley	0	1
Danny Royster	1	1
Loren Strickland	1	1
Nathan Reichert	0	0.5

### DEFENSIVE STANDOUTS

► **Sidney Houston Jr.** continues to be the Cardinals' best pass rusher. He boasts at least one tackle for loss in seven of eight games, and at least a QB Hurry in each of the other two.

► Houston has posted three TFL in each of the past two games.

► His best game was likely the Cardinals' win over Central Michigan in which he had three TFL

## 2023 GAME CAPTAINS

### Opponent

at Kentucky	LB Clayton Coll, DB Red Potts, OL Ethan Crowe, OL Corey Stewart
at Georgia	LB Cole Pearce, DB Red Potts, OL Ethan Crowe, OL Corey Stewart
Indiana State	LB Cole Pearce, DB Red Potts, OL Ethan Crowe, OL Corey Stewart
Georgia Southern	LB Sidney Houston Jr., DB Red Potts, OL Ethan Crowe, OL Corey Stewart
at Western Michigan	LB Sidney Houston Jr., LB Cole Pearce, OL Ethan Crowe, OL Corey Stewart
at Eastern Michigan	DL Sidney Houston Jr., DL Jack Sape QB Layne Hatcher, OL Corey Stewart
Toledo	DL Sidney Houston Jr., LB Cole Pearce OL Damon Kaylor, OL Corey Stewart
Central Michigan	DL Sidney Houston Jr., LB Cole Pearce OL Damon Kaylor, OL Corey Stewart
at Bowling Green	DL Sidney Houston Jr., LB Cole Pearce OL Damon Kaylor, OL Corey Stewart
at Northern Illinois	
Kent State	
Miami	

Overall, 10 of Ball State's 14 turnovers this season have come during the second quarter - including a fumble and Bowling Green touchdown last Wednesday.

### AUSSIE BOOTS BY BORROW

Lucas Borrow owns a career punting average of 41.4 yards per kick, with a career-best average of 42.1 yards this season.

He matched his career-long punt for the third time with a 65-yard boot at Western Michigan.

Fifth in MAC with 42.1 yards per punt, he leads the MAC lead with 19 punts downed inside the 20-yard line -- matching a career high with four against Toledo.

Possibly the biggest kick of his career was a 50-yard punt that pinned Central Michigan at its own eight-yard line with 2:18 remaining, forcing the Chippewas to go 92 yards with no timeouts.

Thirty-two of his 48 punts this season have covered at least 40 yards.

Against Toledo in a driving rain, it was Borrow's rocket leg that helped the Cardinals control a field position battle that nearly produced an upset victory. Borrow punted six times for a 42-yard average, booting twice for 50+ yards and four of six punts for 40+ yards. His final two kicks of the day netted just 34 and 30 yards while pinning the Rockets at their own 2- and 8-yard line on consecutive positions in a scoreless third quarter.

### TRUE FRESHMAN PLACEKICKER

Jackson Courville is the first true freshman placekicker for Ball State since Morgan Hagee opened the 2015 season as the Cardinals' top placekicker.

He has made 8 of 11 field goal attempts with his only misses coming from beyond 50 yards - including a dramatic 52-yard attempt on last week's final play that fell just short of the crossbar.

Since missing a 51-yard attempt at Kentucky, Courville made at least one field goal in seven straight games. In his only game with multiple field goals, he connected from 28 and 26 yards in a steady rain against Toledo.

Courville's 27-yard field goal at Georgia was the first of his career.

He is 18-of-18 on PAT attempts.

### TRUE FRESHMAN QB

Freshman QB Kadin Semonza started three of Ball State's first four games as one of very few true freshman starting QBs in the country.

His best game featured 17-of-22 passing for 137 yards and two scores against Indiana State, but he struggled with 11-of-23 passing, 123 yards and two INTs against Georgia Southern.

Semonza made his college debut over two games against SEC foes Kentucky and Georgia -- and in his first six series through the first period at Georgia he engineered at least one first down in every possession. Ball State ran at least nine plays in five of those six series.

In the opener at Kentucky, he guided the Cardinals to 11 first downs over four complete second half series -- engineering drives of 9, 10, 11 and 10 plays. All four of Semonza's series crossed midfield and never did Ball State go 3-and-out under his direction.

Semonza became the Cardinals' first true freshman to take snaps at quarterback since John Paddock in 2018.

Since the Cardinals' Week 7 commitment to Kial Kelly at quarterback, Semonza is a candidate to redshirt the 2023 season.

### SECONDARY RE-STOCKED BEHIND RILEY & POTTS

Can S Jordan Riley replace three starters gone to the NFL? Of course not. But Riley was a beast, himself -- the MAC's only player with over 70 tackles and 10 passes defended last season. He ranked seventh in the MAC with 12 PBUs and 10th with 97 total tackles.

The big play man had eight tackles and four PBUs at Georgia Southern, matching Penn State's Joey Porter, Jr., as the only players in the country with at least as many in the same game last year.

He was the MAC Defensive Player of the Week after an Oct. 15 win over UConn in which his forced fumble triggered the go-ahead score in a 25-21 victory.

Red Potts wasn't a starter among last year's secondary but his regular rotation minutes among three invited to NFL camps helped season the redshirt senior for this year's leading role.

Potts has accounted for two of the Cardinals' three interceptions this season, but missed two games with a fractured thumb.

### MOST SACKS SINCE 2000

Ball State's single-game record for sacks is 10, in 1996. The Cardinals' five sacks at Eastern Michigan matched the fifth-best sack total by the Cardinals since 2000:

#### Most Sacks Since 2000

- 8 vs. Eastern Kentucky, Sept. 17, 2016
- 7 at Buffalo, Oct. 7, 2006
- 7 at Miami, Nov. 22, 2016
- 6 at Central Michigan, Oct. 2, 2010
- 5 7 times (most recent at EMU, Oct. 7, 2023)

### MAC PLAYER OF THE WEEK -- TWICE VS. CMU

Week 8 marked the first time that Cardinals players were selected for Mid-American Conference weekly honors. Marquez Cooper earned MAC West Division offensive honors after

and two sacks including a key sack to stall CMU's final drive with less than a minute to play.

Junior linebacker Keionte Newson has taken over as the team's top tackler, boasting 65 stops on the year with 10 tackles in two straight games and 7+ tackles in eight straight games.

Veteran linebacker Cole Pearce is second on the team in tackles (60) and has posted nine or more stops in four of the past six games.

Pearce didn't come away with any sacks in the win over CMU, but his three QB hurries all came on third down and were instrument in holding the Chippewas to just 3-of-13 on third downs.

The Eastern Michigan game may have been the best statistical game of Pearce's career: 10 tackles, three TFL, two sacks and two forced fumbles.

### SECOND QUARTER OPTIMISM

Ball State outscored Toledo 3-0 in the second quarter two weeks ago to mark the first time the Cardinals outscored an opponent in the second period; and the first time an opponent didn't score in the second period.

A week later in the homecoming win over CMU, Ball State outscored the Chippewas 3-0 to duplicate the feat.

### SECOND QUARTER WOES

Over its seven defeats, the Cardinals have been outscored 102-24 in the second period, and nine of 13 turnovers during those losses have come in the second quarter.

rushing for 162 yards against Central Michigan and **Sidney Houston Jr.**, claimed defensive honors after leading the stout defense with a pair of sacks and three TFL.

### UNQUESTIONED LEADER

► Injured in the first half of the opening game at Kentucky, team captain **Clayton Coll** is the undisputed leader of the Cardinals defense – a unit that allowed just 18.6 points over the last seven games in 2022. He was the club’s leading tackler last season with 110 stops, following a sophomore campaign with 108.

► He is a member of the Ball State Leadership Council and now a three-time nominee for the prestigious Wuerffel Trophy, awarded annually to the college football player who best combined exemplary community service with athletic and academic achievement. He’s a three-time Academic All-MAC selection while boasting a 3.77 GPA with dual degrees in pre-med and biology. He is currently pursuing a graduate business certificate and he intends to return to medicine after football. His hope is to become an orthopedic surgeon and a team doctor, one day.

► In the community, Coll has volunteered numerous hours at nursing homes, serving meals to families in need at his hometown high school and has been a mentor among much more.

### EXPERIENCED LINE & LINEBACKER UNITS

► Of the 112 players on last year’s roster, 82 were classified as underclassmen, then ranked as the 18th-highest in college football. Ball State’s roster makeup of 73.2 percent underclassmen ranked as the seventh-highest in the FBS.

► Aside from wide receiver and secondary rooms hit hard with losses (WRs lost 5 of 6 letterwinners; DBs lost 4 of 6), 31 of 57 letterwinners return from the 2022 roster. The bulk of those losses (12 of 26) were comprised of WRs (5), DBs (4) and specialists (3).

► What’s that mean? The O-Line, D-Line and Linebacking units are deep and experienced.

### CARDINALS ON NATIONAL WATCH LISTS

► Ball State opened the 2023 season with five players on national award watch lists:

Maxwell Award: RB **Marquez Cooper**

Outland Trophy: C **Ethan Crowe**

Ray Guy Award: P **Lucas Borrow**

Mackey Award: TE **Brady Hunt**

Wuerffel Award: LB **Clayton Coll**

### PRESEASON HONOREES

► A host of Cardinal players earned preseason All-MAC honors and five Ball State players were recognized as “Group of 5” Preseason All-Americans by HERO Sports.

**Brady Hunt**, first team TE

**Marquez Cooper**, second team RB

**Clayton Coll**, second team LB

**Tanner Koziol**, third team TE

**Ethan Crowe**, third team C

### GRAD TRANSFERS AND THE PORTAL

► Ball State’s Week 1 & 2 depth charts include 14 players who arrived this year out of the NCAA transfer portal. Nine of those 14 are grad transfers, noted by the (Gr) below.

► Six transfers play on offense: QB **Layne Hatcher** (Gr); RB **Marquez Cooper**; WRs **Ahmad Edwards** (Gr), **Malcolm Gillie** and **Ty Robinson**; and OG **Jon Mucciolo** (Gr).

► Six line up on defense: DL **Mikhari Sibblis** (Gr) and **James Makszin** (Gr); and DBs **Damion Charity** (Gr), **Aljareek Malry** (Gr), **Marion Ponds** and **DD Snyder**.

► The lone specialists are punter and kickoff man **Jack Drake** (Gr), and long snapper **Tucker Dunn** (Gr).

### 18 CARDINALS ALREADY RECEIVED DEGREES

► Eighteen Cardinals have already received their undergraduate degrees:

**From Ball State (8):** Clayton Coll, Damon Kaylor, Kyle King, Brandon Malkow, Cole Pearce, Tyler ‘Red’ Potts, Jack Sape, Loren Strickland

**Transfers (11):** Damion Charity (Old Dominion), Jack Drake (DePauw), Tucker Dunn (Colgate), Ahmad Edwards (Jacksonville State), Layne Hatcher (Texas State), James Makszin (Rhode Island), Aljareek Malry (VMI), Jon Mucciolo (Sacred Heart), Mikhari Sibblis (Lehigh), Luke Wiginton (Indiana).

### PROTECT THE NEST ON SIX HOME SATURDAYS

► For the first time since 2002, Ball State will welcome home fans for six Saturday home dates at Scheumann Stadium. The Cardinals hosted just five Saturday home dates last season.

► The 2023 slate features a dozen games in a clean cycle of two road games, then two home games all season long. That contrasts with last year’s woeful finish with four straight Tuesday games to end the season, with three of those four on the road.

### TRUE CARDINAL PROGRAM

► True Cardinals expect to win ... play with passion ... are accountable for their actions ... believe to achieve ... prepare for life after football ... are mentally tough and relentless ... get better daily ... value their education and take pride in doing the little things.

► As part of the True Cardinal program, each team recognizes nine "Tough Cardinals" with TC patch sewn to the front of their jersey and a "TC1," "TC2," "TC3," etc, sticker on the back of the helmet. This season's Tough Cardinals:

**TC1:** Clayton Coll

**TC2:** Tyler ‘Red’ Potts

**TC3:** Brady Hunt

**TC4:** Sidney Houston Jr.

**TC5:** Ethan Crowe

**TC6:** Cole Pearce

**TC7:** Corey Stewart

**TC8:** Layne Hatcher

**TC9:** Jordan Riley

**STABILITY AT THE HELM**

▶▶ Ball State head coach **Mike Neu** enters his eighth season in charge of his alma mater. He currently stands as the third-longest-tenured coach in the MAC behind only Eastern Michigan's Chris Creighton (10) and Miami's Chuck Martin (10). Toledo's Jason Candle is also in his eighth season.

**CHAMPIONSHIP NEU**

▶▶ Head coach **Mike Neu** brought BSU's sixth MAC title to his alma mater. In fact, Neu has factored in three of those championships, including two as a player. He quarterbacked the Cardinals' MAC championship and Las Vegas Bowl team in 1993 and was also part of BSU's league championship and California Raisin Bowl team in 1989.

**STOCKTON NAMED TO ESPN'S 45 UNDER 45**

▶▶ Defensive coordinator and inside linebackers coach **Tyler Stockton** was chosen to ESPN's 45 under 45 over the 2022 summer.

▶▶ The former Notre Dame defensive lineman has excelled at his first on-field coaching job in the Group of 5, helping Ball State to a 2020 MAC title and its first bowl win. That fall, he became the second-youngest FBS coordinator (30) and has been a Broyles Award nominee the past three years. In 2018, he coordinated a Western Illinois defense that ranked 23rd in the FCS.

▶▶ In addition, Stockton was selected to the American Football Coaches Association's 35 Under 35 Coaches Leadership Institute.

▶▶ The AFCA 35 Under 35 Coaches Leadership Institute is a prestigious program aimed at identifying and developing premier, future leaders in the football coaching profession. Selected participants were invited to attend the one-day institute that featured a curriculum of interactive lectures focused on topics specifically tailored to emphasize leadership in the coaching profession, ethics, influential responsibilities, career progression, and family balance.

**YOUNG BUCKS CALLING THE SHOTS**

▶▶ For the second straight year, Ball State has two of the youngest coaches serving as coordinators in the country in **Kevin Lynch** (36) and **Tyler Stockton** (33).

▶▶ Last year, Stockton was the third-youngest defensive coordinator in college football only to Southern Miss' Austin Armstrong (29) and New Mexico State's Nate Dreiling (31).

▶▶ Lynch was elevated to offensive coordinator prior to the 2020 season, taking over for his brother and former Ball State QB Joey who left after 11 years (6 as OC) to become offensive coordinator at Colorado State (now Vanderbilt).

▶▶ Kevin is the third member of his family to serve as the Cardinals' offensive coordinator. His father Bill, later the BSU head coach, was OC in the early 90s. Additionally, Kevin and Joey's brother Billy, himself a former BSU wide receiver, was an offensive coordinator at Rice.

**Lynch Family as BSU OC**

Bill Lynch*	1990-92
Joey Lynch	2014-19
Kevin Lynch	3rd year in 2022

\*BSU head coach 1995-2002

**CARDINALS LAND 18 ON ACADEMIC ALL-MAC**

▶▶ Ball State placed 18 players on the 2022 Academic All-MAC Football Team to mark the fourth straight season under head coach Mike Neu that the Cardinals have produced at least that many Academic All-MAC honorees.

▶▶ The Academic All-MAC honor is for student-athletes who have excelled in athletics and academics. To qualify, a student-athlete must have at least a 3.20 cumulative GPA and have participated in at least 50 percent of his team's contests.

**CARDINALS AND THE STATE OF INDIANA**

▶▶ Over the last four seasons, Ball State has been among the most successful football programs in the state of Indiana. Since the 2020 season, the Cardinals appeared in back-to-back bowl games and have racked up 19 wins.

Team	Wins	Bowls
Notre Dame	36	3
Purdue	21	2
<b>Ball State</b>	<b>20</b>	<b>2</b>
Indiana	15	1

*updated through Nov. 4*

**HOMEGROWN**

▶▶ On the 2023 roster, 42 out of 117 Ball State players hail from Indiana. That comes out to nearly 36 percent of the roster coming from the Hoosier state.

## Head Coach Mike Neu

8th season at Ball State | 14th season as a head coach (including arena league) | 21st season as a football coach  
 Hometown: Indianapolis, Ind. | Alma Mater: Ball State '94  
 Family: wife Charmin ... three children – Graycen, Carson and Chase

@BSUCoachNeu

Ball State University welcomed back one of its own as Mike Neu was named the head coach for the Cardinals football program in January of 2016. Neu played quarterback at Ball State where he was named 1993 Mid-American Conference Offensive Player of the Year.

A member of Ball State's 1989 and 1993 MAC championship teams, Neu guided his alma mater to its first MAC championship since 1996 and its first MAC West Division title since 2008 during the 2020 campaign. BSU capped the season by earning the first bowl win in program history, defeating San Jose State in the Arizona Bowl.

Now in his eighth season as head coach, his seven years at the helm have produced 48 All-MAC selections and 130 Academic All-MAC choices, including at least 20 honorees in three of the last four years. The Cardinals have made major strides under Neu's leadership, steadily improving early in his tenure, knocking on the door to a MAC title in 2019 and breaking it down in 2020. Neu's guidance has stabilized the Cardinals among the top programs in the MAC.

Appearing in bowl games in two of the past three years, the Cardinals built upon MAC championship success in 2020 and reached another bowl game in 2021, marking just the third time in school history that the program played in a bowl in back-to-back seasons (2007-08, 2012-13 and 2020-21).

Ball State used that momentum on the recruiting trail and signed its highest-rated recruiting class in the recruiting rankings era (1999-present) in the 2022 class. Youth on the 2022 roster has added continuity to culture leading into the 2023 campaign.

Neu's return to his alma mater has grown a culture established over seven years and 81 games -- the most by a Ball State coach since Paul Schudel and Bill Lynch led the program over 18 consecutive seasons from 1985 to 2002. Schudel won a pair of MAC titles with Neu as his QB, as part of 10-year run. Lynch, the father of current offensive coordinator Kevin Lynch, won another MAC crown as part of his eight seasons. Neu's 2020 league title was the program's first since Lynch's in 1996.

Neu's 2020 conference champs boasted 12 all-conference selections, led by the league's co-defensive player of the year in Brandon Martin. Ball State also finished the year ranked No. 23 in the final AP Top 25 and the final Amway Coaches Poll. It marked the first time the Cardinals finished a season in the national rankings at the FBS level and the first time the program was ranked since December 2008.

The program began making its upward trek under Neu in 2019 when Ball State reclaimed the Bronze Stalk Trophy from Northern Illinois for the first time since 2008 with a come-from-behind 27-20 win over the Huskies in early October. The Cards then capped the year by knocking off eventual MAC champion Miami to earn the Red Bird Rivalry Trophy, 41-27.

Ball State's offense was statistically the most explosive in the conference in 2019. The Cardinals led the MAC in scoring (34.8 points per game) and



total offense (463 yards per game). On defense, BSU forced turnover after turnover all year. The 24 forced turnovers were the most in the conference and ranked 15th nationally.

Ten Cardinals came away with All-MAC accolades following the 2019 season, the most at the time for a Ball State team since 2013. The football team also placed a league-high 26 players on the Academic All-MAC list in 2020.

Neu has over 20 years of coaching experience with stops in the National Football League (NFL), Division I FBS football and the arena leagues.

Before returning to Ball State, Neu spent the 2014 and 2015 seasons as the quarterbacks coach for the NFL's New Orleans Saints. In 2014 under Neu's guidance, quarterback Drew Brees was selected to his franchise-record eighth Pro Bowl as a Saint. Brees led the league in completions (456), tied for first in passing yardage (4,952), ranked second in completion percentage (69.2) and tied for fifth in touchdown passes (33). In 2015, Brees once again led the NFL in passing yardage (4,870) while ranking second in completion percentage (68.3) and completions (428).

Neu, a native of Indianapolis, Ind., started 38 of 41 games at quarterback in his four seasons at Ball State (1990-93). He was honored with the MAC's Vern Smith Award as the league's most valuable player and the MAC Offensive Player of the Year award as a senior. That year, Neu and the Cardinals went 8-3-1 overall and 7-0-1 in league action to capture the MAC championship. In one of his greatest games as a collegiate quarterback, Neu threw for a Ball State record 469 yards and completed 28-of-40 passes against Toledo in 1993 to help the Cardinals rally from a 30-3 deficit and record the largest comeback in Ball State history, a 31-30 Homecoming victory.

Neu played professionally in the Canadian Football League and Arena Football League (AFL) from 1995-97 before beginning his coaching career in 1998 with the AFL's Nashville Kats. In 2000, Neu was named head coach for the first time as he took over the Arena Football 2's (AF2) Augusta Stallions. He led that organization to a conference title in 2000 with a 14-4 record and was named the AF2 Coach of the Year.

In 2001 and 2002, Neu worked with the AFL's Carolina Cobras. He served as the offensive coordinator in 2001 and was promoted to head coach in 2002. During his stint as head coach, Neu led the team to the quarterfinals of the AFL playoffs, including the team's first-ever playoff win.

Neu then spent four years as head coach of the AFL's New Orleans VooDoo. There, he compiled a 33-31 record and earned 2004 AFL Coach of the Year honors. During his first season at the helm, Neu led the team to a franchise-best 11-5 record, a division title and a playoff berth.


From 2008-12, Neu worked on the New Orleans Saints' player personnel staff. He then spent the 2012 and 2013 seasons with Tulane as the quarterbacks coach. In 2013, Neu helped guide Tulane to a 7-6 overall record and its first postseason appearance in 11 years – the 2013 R+L Carriers New Orleans Bowl.

### Neu's Head Coaching Record

Year	School/Team	W-L
2000	Augusta Stallions (AF2)	14-4
2002	Carolina Cobras (AFL)	7-9
2004	New Orleans VooDoo (AFL)	11-6
2005	New Orleans VooDoo (AFL)	9-7
2007	New Orleans VooDoo (AFL)	5-11
2008	New Orleans VooDoo (AFL)	8-8
2016	Ball State	4-8
2017	Ball State	2-10
2018	Ball State	4-8
2019	Ball State	5-7
2020	Ball State	7-1
2021	Ball State	6-7
2022	Ball State	5-7
2023	Ball State	2-6
<b>Totals</b>	<b>14th year</b>	<b>89-100 (.471)</b>
	8th year at Ball State	35-55 (.389)
	8th year vs. MAC	21-38 (.356)

### Neu's Coaching Experience

Ball State	GA	1994
Nashville Kats (AFL)	OC/QBs	1998-99
Augusta Stallions (AF2)	HC	2000
Carolina Cobras (AFL)	OC	2001
Carolina Cobras (AFL)	HC	2002
New Orleans VooDoo (AFL)	HC	2004-08
Tulane	QBs	2012-13
New Orleans Saints (NFL)	QBs	2014-15
Ball State	HC	2016-Pres.



Neu received his bachelor's degree in sport administration from Ball State in 1994 and served as a graduate assistant coach for the Cardinals during the 1994 season. He was inducted into the Ball State Athletics Hall of Fame in 2004.

Neu and his wife, Charmin, have a daughter, Graycen, and two sons, Carson and Chase.

**Last Shutout:**

Sept. 17, 2022 – Ball State 31, Murray State 0

**Last Time Shut Out:**

Oct. 8, 2011 – Temple 42, Ball State 0

**Scored More Than 50 Points in a Game:**

Oct. 19, 2019 – Ball State 52, Toledo 14

**Scored at Least 24 Points in a Quarter:**

Sept. 16, 2023 – Ball State (28) vs. Indiana State (4th quarter)

**Last Overtime Game:**

Oct. 1, 2022 – Ball State 44, Northern Illinois 38 (2OT)

**Last Overtime Win:**

Oct. 1, 2022 – Ball State 44, Northern Illinois 38 (2OT)

**Last Overtime Loss:**

Nov. 19, 2005 – Central Michigan 31, Ball State 24 (1OT)

**Last Win vs. Ranked Opponent:**

Dec. 31, 2020 – Ball State 34, #19/20 San Jose State 13

**Held an Opponent Under 100 Yards Rushing:**

Oct. 21, 2023 - vs. Central Michigan (99)

**Held an Opponent Under 100 Yards Passing:**

Sept. 17, 2022 - vs. Murray State (68)

**Held an Opponent Under 200 Yards of Total Offense:**

Sept. 17, 2022 - vs. Murray State (155)

**Defense Recorded Five or More Sacks:**

Oct. 7, 2023 - at Eastern Michigan (5)

**Last 100-Yard Rush Game**

Oct. 21, 2023 – Marquez Cooper vs. Central Michigan (162 yards, 26 att.)

**Last Quarterback to Rush for 100 Yards:**

Oct. 28, 2000 – Talmadge Hill vs. CMU (101 yards, 19 att.)

**Last 200-Yard Rush Game:**

Nov. 11, 2020 – Caleb Huntley vs. EMU (204 yards, 34 att.)

**Last Time Two BSU Rushers Rushed for 100 Yards:**

Nov. 16, 2019 – Walter Fletcher vs. CMU (115 yards, 15 att.)  
Caleb Huntley vs. CMU (106 yards, 24 att.)

**Last Time Two BSU Rushers Rushed for 200 Yards:**

Oct. 24, 2009 – MiQuale Lewis at EMU (301 yards, 26 att.)  
Cory Sykes at EMU (203 yards, 23 att.)

**Last Player to Score Three or More Rushing Touchdowns:**

Nov. 8, 2022 – Carson Steele at Toledo (9, 38, 34)

**Last Player to Score Four or More Rushing Touchdowns:**

Sept. 20, 2008 – MiQuale Lewis at Indiana (1, 2, 1, 3)

**Last Player to Tally 35 or More Carries in a Game:**

Oct. 5, 2019 – Caleb Huntley at NIU (157 yards, 35 att.)

**Last Player with 10 or More Receptions in a Game:**

Nov. 1, 2022 – Jayshon Jackson at Kent State (10 rec., 102 yards)

**Last 100 Yard Receiving Game**

Sept. 30, 2023 – Qian Magwood at Western Michigan (110 yards, 9 rec.)

**Last 200 Yard Receiving Game:**

Sept. 29, 2018 – Riley Miller vs. Kent State (208 yards, 11 rec.)

**Last Time Two Receivers Had More Than 100 Receiving Yards:**

Nov. 4, 2020 – Justin Hall at Miami (Ohio) (124 yards, 4 rec.)  
Antwan Davis at Miami (Ohio) (110 yards, 6 rec.)

**Last Player to Score Three or More Receiving Touchdowns:**

Nov. 29, 2013 – Jamill Smith vs. Miami (Ohio) (10, 10, 6)

**Last Player to Score Four Receiving Touchdowns:**

Nov. 19, 1977 – Rick Morrison vs. Eastern Mich. (21, 28, 32, 12)

**Last 300 Yard Passing Game**

Sept. 30, 2023 – Layne Hatcher at Western Michigan (316)

**Last 400 Yard Passing Game:**

Oct. 1, 2022 – John Paddock vs. Northern Illinois (403)

**Last Player to Throw Three or More Touchdown Passes:**

Sept. 30, 2023 – Layne Hatcher at Western Michigan (3)

**Last Player to Throw Four or More Touchdown Passes:**

Oct. 9, 2021 – Drew Plitt at Western Michigan (4)

**Last Player to Throw Five or More Touchdown Passes:**

Sept. 7, 2019 – Drew Plitt vs. Fordham (6)

**Last Player to Attempt 40 or More Passes:**

Nov. 15, 2022 – John Paddock vs. Ohio (29 of 48)

**Last Player to Complete 30 or More Passes:**

Sept. 30, 2023 – Layne Hatcher at Western Michigan (26 of 37)

**Three Different Players Scored Rushing Touchdowns:**

Sept. 16, 2023 – Rico Barfield, Marquez Cooper and Charlie Spegal vs. Indiana State

**Three Different Players Scored Receiving Touchdowns:**

Sept. 30, 2023 – Ahmad Edwards, Qian Magwood and Maximus Webster at Western Michigan

**Last Player to Record Two or More Interceptions:**

Sept. 17, 2022 - Nic Jones vs. Murray State (2)

**Last Player to Record Three Interceptions:**

Sept. 13, 2008 – Sean Baker at Akron (3)

**Last Player to Force Two or More Fumbles:**

Sept. 9, 2017 – Anthony Winbush vs. UAB (2)

**Last Player to Recover Two or More Fumbles:**

Oct. 9, 2021 – Tavion Woodard at Western Michigan (2)

**Last Player to Record Two or More Sacks:**

Oct. 21, 2023 – Sidney Houston Jr., vs. Central Michigan (2)

**Last Player to Record 15 or More Tackles:**

Oct. 22, 2022 – Cole Pearce vs. Eastern Michigan (15)

**Last Player to Record 20 or More Tackles:**

Oct. 30, 2004 – Justin Beriault vs. Northern Illinois (21)

**Last Interception Returned for a Touchdown:**

Dec. 31, 2020 – Antonio Phillips vs. San Jose State (53 yards)

**Last Fumble Returned for a Touchdown:**

Sept. 16, 2023 – Keionte Newson vs. Indiana State (66 yards; sack and forced fumble by Loren Strickland)

**Last Safety:**

Nov. 10, 2021 – Hassan Littles at Northern Illinois (blocked punt)

**Last Kickoff Returned for a Touchdown:**

Oct. 2, 2021 – Justin Hall vs. Army (99 yards)

**Last Punt Returned for a Touchdown:**

Nov. 24, 2009 – Charlie Todd vs. Western Michigan (87 yards)

**Last Successful Two-Point Conversion:**

Dec. 12, 2020 – Drew Plitt pass to Yo'Heinz Tyler vs. WMU

**Last Field Goal Made From at Least 50 Yards:**

Nov. 11, 2020 – Jacob Lewis vs. Eastern Michigan (51)

**Last Player to Make Four or More Field Goals:**

Oct. 5, 2019 – Ryan Rimmler at Northern Illinois (4)

**Last Player to Block a Field Goal Attempt:**

Dec. 18, 2020 – Jimmy Daw vs. Buffalo

**Last Player to Block an Extra Point Attempt:**

Nov. 5, 2015 – Julian Jackson vs. Western Michigan

**Last Player to Block a Punt:**

Sept. 17, 2022 - Nic Jones vs. Murray State

**Last Blocked Punt Returned for a Touchdown:**

Sept. 10, 2016 – Malik Dunner at Indiana (3 yards; blocked punt by Dedrick Cromartie)

**Last Player to Recover an Onside Kick:**

Sept. 21, 2019 – Ray Wilborn at NC State

**Largest Comebacks in School History**

27	BSU 31, Toledo 30	Oct. 9, 1993 at BSU -- BSU was behind 30-3
22	BSU 26, Eastern Michigan 25	Nov. 12, 2005 at EMU -- BSU was behind 22-0
21	BSU 44, Northern Ill. 38 (2OT)	Oct. 1, 2022 at BSU -- BSU was behind 21-0
20	BSU 24, Central Michigan 23	Oct. 24, 1992 at BSU -- BSU was behind 20-0
17	BSU 28, Eastern Michigan 17	Sept. 19, 2015 at EMU -- BSU was behind 17-0
17	BSU 31, Central Michigan 27	Oct. 22, 2011 at BSU -- BSU was behind 17-0
17	BSU 37, Central Michigan 34	Oct. 18, 1997 at BSU -- BSU was behind 34-17
17	BSU 30, Ohio 27 (OT)	Oct. 12, 1996 at BSU -- BSU was behind 17-0
16	BSU 30, DePauw 24	Oct. 17, 1959 at Ball State
15	BSU 35, Akron 21	Oct. 25, 2014 at Ball State
15	BSU 26, Indiana State 24	Oct. 28, 1967 at Indiana State
15	BSU 42, St. Joseph's 19	Nov. 6, 1965 at Ball State

## GAME-BY-GAME PASSING

## » LAYNE HATCHER

Opponent	Comp	Att	Int	Pct	Yds	TD	Lg	Sk-Yds
at Kentucky	6	8	0	75.0	36	0	11	2-20
at Georgia	10	16	0	62.5	82	0	28	0-0
Indiana State	0	1	0	0.0	0	0	0	1-6
Georgia Southern	DNP							
at Western Michigan	26	37	0	70.3	316	3	57	6-48
at Eastern Michigan	19	33	1	57.6	131	1	17	2-11
Toledo	0	0	0	0.0	0	0	0	0-0
Central Michigan	DNP							
at Bowling Green	DNP							
at Northern Illinois								
Kent State								
Miami								
<b>Totals</b>	<b>61</b>	<b>95</b>	<b>1</b>	<b>64.2</b>	<b>565</b>	<b>4</b>	<b>57</b>	<b>11-85</b>

## » KIAEL KELLY

Opponent	Comp	Att	Int	Pct	Yds	TD	Lg	Sk-Yds
at Kentucky	1	1	0	100.0	22	0	22	0-0
at Georgia	1	5	0	20.0	10	0	10	0-0
Indiana State	1	1	0	100.0	0	0	0	0-0
Georgia Southern	3	6	0	50.0	37	0	20	1-9
at Western Michigan	0	0	0	0.0	0	0	0	0-0
at Eastern Michigan	1	2	0	50.0	26	0	26	1-10
Toledo	4	16	1	25.0	38	0	28	0-0
Central Michigan	13	16	0	81.3	101	0	26	2-3
at Bowling Green	9	19	0	47.4	66	0	18	3-12
at Northern Illinois								
Kent State								
Miami								
<b>Totals</b>	<b>33</b>	<b>66</b>	<b>1</b>	<b>50.0</b>	<b>300</b>	<b>0</b>	<b>28</b>	<b>7-34</b>

## » KADIN SEMONZA

Opponent	Comp	Att	Int	Pct	Yds	TD	Lg	Sk-Yds
at Kentucky	15	21	0	71.4	165	1	27	1-8
at Georgia	7	16	3	43.8	55	0	14	0-0
Indiana State	17	22	0	77.3	137	2	21	2-15
Georgia Southern	11	23	2	47.8	123	0	27	3-21
at Western Michigan	DNP							
at Eastern Michigan	DNP							
Toledo	DNP							
Central Michigan	DNP							
at Bowling Green	DNP							
at Northern Illinois								
Kent State								
Miami								
<b>Totals</b>	<b>50</b>	<b>82</b>	<b>5</b>	<b>61.0</b>	<b>480</b>	<b>3</b>	<b>27</b>	<b>6-44</b>

## GAME-BY-GAME RUSHING

Player	No-Yds/TD	UK	UGA	ISU	GSU	WMU	EMU	TOL	CMU	BG	NIU	KSU	MIA
Marquez Cooper	146-674/3	15-33/0	12-8/0	22-177/1	9-16/0	15-82/0	6-46/0	16-60/0	26-162/1	25-90/1			
Kiael Kelly	85-434/4	7-21/0	3-16/0	6-40/0	7-10/0	---	9-94/0	18-98/0	15-64/2	19-90/2			
Rico Barfield	25-96/1	3-14/0	6-10/0	5-48/1	4-10/0	2-3/0	2-4/0	3-7/0	---	---			
Charlie Spegal	11-59/1	1-3/0	4-32/0	3-17/1	2-5/0	---	---	1-2/0	---	---			
Vaughn Pemberton	11-48/0	4-12/0	DNP	DNP	DNP	DNP	DNP	DNP	3-7/0	4-29/0			
Malcolm Gillie	4-25/0	---	1-4/0	---	---	1-2/0	---	---	1-11/0	1-8/0			
Ahmad Edwards	2-12/0	---	---	---	---	---	2-12/0	---	---	---			
Kadin Semonza	17-10/0	6-2/0	0-0/0	5-12/0	6-(4)/0	DNP	DNP	DNP	DNP	DNP			
Corey Stewart	1-(4)/0	---	---	---	---	---	1-(4)/0	---	---	---			
Layne Hatcher	20-(53)/1	5-(13)/1	2-7/0	1-(6)/0	DNP	8-(39)/0	4-(2)/0	---	DNP	DNP			

## GAME-BY-GAME RECEIVING

Player	No-Yds/TD	UK	UGA	ISU	GSU	WMU	EMU	TOL	CMU	BG	NIU	KSU	MIA
Qian Magwood	34-309/1	4-38/0	5-32/0	3-14/0	3-47/0	9-110/1	3-19/0	0-0/0	7-49/0	0-0/0			
Tanner Koziol	29-247/2	8-66/0	3-24/0	7-60/1	1-6/0	1-13/0	6-48/1	1-0/0	2-30/0	---			
Ahmad Edwards	20-250/1	0-0/0	4-47/0	2-32/0	1-2/0	3-72/1	3-21/0	3-38/0	1-13/0	3-25/0			
Marquez Cooper	14-132/0	1-8/0	1-5/0	---	---	4-54/0	6-61/0	---	1-1/0	1-3/0			
Malcolm Gillie	9-81/0	1-3/0	1-8/0	1-8/0	2-18/0	2-23/0	0-0/0	0-0/0	---	2-21/0			
Ty Robinson	6-111/1	5-90/1	1-21/0	DNP	DNP	DNP	DNP	DNP	DNP	DNP			
Rico Barfield	6-88/1	1-12/0	2-10/0	1-16/1	2-50/0	---	---	0-0/0	---	---			
Kiael Kelly	6-39/0	---	---	---	2-11/0	4-28/0	---	---	---	---			
Nick Presley	4-24/0	1-7/0	0-0/0	2-8/0	1-9/0	---	---	0-0/0	0-0/0	---			
Nick Munson	4-21/0	---	---	1-0/0	---	1-10/0	1-6/0	---	1-5/0	---			
Maximus Webster	4-10/1	0-0/0	1-0/0	1-(1)/0	1-9/0	1-2/1	0-0/0	0-0/0	0-0/0	0-0/0			
Vaughn Pemberton	4-9/0	1-(1)/0	DNP	DNP	DNP	DNP	DNP	DNP	1-3/0	2-7/0			
Christian Abney	3-16/0	DNP	DNP	DNP	DNP	1-4/0	1-2/0	---	---	1-10/0			
Justin Morris	1-8/0	---	---	---	1-8/0	---	---	---	---	---			

DNP denotes did not play; 0-0/0 denotes targets with no catches; --- denotes no targets

## GAME-BY-GAME TACKLES

Player	UA-A	TOT	UK	UGA	ISU	GSU	WMU	EMU	TOL	CMU	BG	NIU	KSU	MIA
Keionte Newson	35-30	65	0-1	4-3	2-6	4-3	5-3	3-4	5-2	5-5	7-3			
Cole Pearce	34-26	60	2-2	4-1	0-4	7-2	8-2	3-7	3-3	6-3	1-2			
Jordan Riley	31-20	51	4-1	1-0	1-3	7-2	5-2	4-1	3-4	4-2	2-5			
Sidney Houston	28-19	47	2-1	4-0	1-2	1-4	7-3	1-6	4-2	3-1	5-0			
Aljareek Malry	25-19	44	2-2	3-1	1-3	3-5	3-2	3-3	4-0	4-2	2-1			
Mikhari Sibblis	12-17	29	1-2	2-2	1-2	0-3	1-0	1-2	1-4	2-2	3-0			
Thailand Baldwin	20-4	24	2-0	2-0	0-1	2-0	2-0	3-0	4-1	2-2	3-0			
Loren Strickland	18-6	24	3-0	2-1	3-1	1-0	1-0	---	3-1	3-1	2-2			
Tyler "Red" Potts	14-7	21	2-1	3-2	1-0	3-3	2-0	DNP	DNP	0-1	3-0			
Jordan Coleman	11-9	20	---	---	1-0	4-2	5-1	1-3	0-1	---	0-2			
Jack Sape	7-13	20	3-1	1-1	1-2	0-1	---	1-3	0-2	1-1	0-2			
Damion Charity	13-5	18	1-0	3-0	3-2	---	DNP	---	3-1	2-1	1-1			
James Makszin	2-15	17	0-2	---	0-1	0-1	1-0	0-7	1-2	0-1	0-1			
Joey Stemler	5-11	16	1-0	0-1	DNP	0-1	---	1-5	0-1	3-3	---			
Tavion Woodard	5-11	16	DNP	1-0	1-1	0-1	---	0-5	1-1	1-1	1-2			
Jack Beebe	8-3	11	---	1-0	1-0	2-1	0-2	1-0	---	1-0	2-0			
Jahmad Harmon	8-2	10	DNP	---	0-1	2-0	2-0	2-1	2-0	DNP	DNP			
Kyron Mims	4-6	10	0-3	1-0	0-1	2-0	1-0	DNP	0-1	0-1	---			
John Harris	5-3	8	---	1-0	1-1	---	---	---	1-1	1-0	1-1			
Kyle King	2-5	7	---	---	DNP	---	1-1	0-2	0-2	1-0	---			
Drew Hughes	1-6	7	---	---	1-3	0-1	---	0-1	DNP	---	0-1			
Brandon Berger	3-3	6	1-0	0-1	---	DNP	---	---	2-1	---	0-1			
DD Snyder	2-3	5	---	1-1	0-2	DNP	1-0	DNP	---	DNP	DNP			
Clayton Coll	1-3	4	1-3	DNP	DNP	DNP	DNP	DNP	DNP	DNP	DNP			
Marion Ponds	3-1	4	DNP	---	0-1	2-0	---	---	DNP	1-0	DNP			
Jackson Wiegold	0-4	4	---	0-2	0-2	---	---	---	---	---	---			
Dalton Elrod	2-1	3	---	---	---	0-1	1-0	---	1-0	---	---			
Brayden Evans	1-1	2	DNP	DNP	DNP	DNP	0-1	---	---	1-0	---			
Caden Johnson	2-0	2	1-0	---	---	---	---	---	1-0	---	---			
Tanner Koziol	2-0	2	---	1-0	---	1-0	---	---	---	---	---			
Nick Munson	2-0	2	---	2-0	---	---	---	---	---	---	---			
Blair Schonhorst	2-0	2	DNP	DNP	1-0	---	1-0	---	DNP	DNP	---			
Jack Drake	1-1	2	---	---	1-0	---	0-1	---	---	---	---			
Danny Royster	1-1	2	DNP	1-0	---	0-1	DNP	---	DNP	---	---			
Marquez Cooper	1-0	1	---	---	---	---	1-0	---	---	---	---			
Nate Pedraza	1-0	1	---	---	---	---	1-0	---	---	---	DNP			
Ty Robinson	1-0	1	---	1-0	DNP	DNP	DNP	DNP	DNP	DNP	DNP			
AJ Taylor	1-0	1	DNP	DNP	---	1-0	---	DNP	DNP	DNP	DNP			
Maximus Webster	1-0	1	---	---	---	1-0	---	---	---	---	---			
Tucker Dunn	0-1	1	---	---	---	0-1	---	---	---	---	---			
Dakari Frazier	0-1	1	---	---	0-1	---	---	---	---	---	---			
Layne Hatcher	0-1	1	0-1	---	---	DNP	---	---	---	DNP	DNP			
Nate Reichert	0-1	1	DNP	---	---	0-1	---	---	---	---	---			
Dahya Patel	0-1	1	DNP	DNP	---	---	---	DNP	---	0-1	---			

## GAME-BY-GAME TACKLES FOR LOSS

Player	UA-A	TOT	UK	UGA	ISU	GSU	WMU	EMU	TOL	CMU	BG	NIU	KSU	MIA
Sidney Houston Jr.	11-2	12.0	2.0-7	1.0-3	1.0-11	0.5-2	---	1.5-12	---	3.0-15	3.0-5			
Cole Pearce	7-3	8.5	---	0.5-1	0.5-2	---	1.0-5	3.0-18	1.0-1	1.0-1	1.5-3			
Keionte Newson	4-1	4.5	---	---	---	---	---	1.5-3	---	---	3.0-8			
Jack Sape	2-3	3.5	1.0-2	---	1.5-8	---	---	0.5-3	---	---	0.5-3			
Aljareek Malry	3-0	3.0	---	---	---	---	---	1.0-1	1.0-1	1.0-3	---			
Jordan Riley	3-0	3.0	---	---	---	---	1.0-2	---	---	2.0-6	---			
Tavion Woodard	1-4	3.0	DNP	---	---	0.5-3	---	2.0-12	---	---	0.5-4			
Mikhari Sibblis	2-2	3.0	0.5-2	---	1.5-3	---	---	---	---	---	1.0-6			
Drew Hughes	1-1	1.5	---	---	1.5-3	---	---	---	DNP	---	---			
James Makszin	0-3	1.5	0.5-1	---	---	---	---	0.5-2	---	---	0.5-5			
Loren Strickland	1-1	1.5	---	0.5-1	1.0-11	---	---	---	---	---	---			
Jack Beebe	1-0	1.0	---	---	---	1.0-5	---	---	---	---	---			
Brandon Berger	1-0	1.0	---	---	---	---	---	---	1.0-3	---	---			
Damion Charity	1-0	1.0	---	---	---	---	---	---	1.0-5	---	---			
Jordan Coleman	1-0	1.0	DNP	DNP	---	1.0-1	---	---	---	---	---			
Danny Royster	1-0	1.0	DNP	1.0-10	---	---	DNP	---	---	---	---			
Tyler "Red" Potts	1-0	1.0	---	---	---	---	---	DNP	DNP	---	1.0-5			
John Harris	0-1	0.5	---	---	0.5-2	---	---	---	---	---	---			
Jackson Wiegold	0-1	0.5	DNP	---	0.5-0	---	---	---	---	---	---			

**GAME-BY-GAME SACKS**

Player	UA-A	TOT	UK	UGA	ISU	GSU	WMU	EMU	TOL	CMU	BG	NIU	KSU	MIA
Sidney Houston Jr.	5-1	5.5	1.0-5	---	1.0-11	0.5-2	---	1.0-11	---	2.0-12	---			
Cole Pearce	3-0	3.0	---	---	---	---	1.0-5	2.0-17	---	---	---			
Jack Sape	1-2	2.0	---	---	1.5-8	---	---	---	---	---	0.5-3			
Tavion Woodard	1-2	2.0	DNP	---	---	0.5-3	---	1.0-12	---	---	0.5-4			
Keionte Newson	1-1	1.5	---	---	---	---	---	1.0-2	---	---	0.5-4			
Mikhari Sibblis	1-1	1.5	---	---	0.5-2	---	---	---	---	---	1.0-6			
Danny Royster	1-0	1.0	---	1.0-10	---	---	---	---	---	---	---			
Loren Strickland	1-0	1.0	---	---	1.0-11	---	---	---	---	---	---			
James Makszin	0-2	1.0	---	---	---	---	---	---	---	---	0.5-5			

**GAME-BY-GAME INTERCEPTION RETURNS**

Player	No-Yds	UK	UGA	ISU	GSU	WMU	EMU	TOL	CMU	BG	NIU	KSU	MIA
Tyler "Red" Potts	2-6	1-0	---	1-6	---	---	DNP	DNP	---	---			
Aljareek Malry	1-45	---	1-45	---	---	---	---	---	---	---			

**GAME-BY-GAME FUMBLE RETURNS**

Player	No-Yds	UK	UGA	ISU	GSU	WMU	EMU	TOL	CMU	BG	NIU	KSU	MIA
Keionte Newson	1-66	---	---	1-66	---	---	---	---	---	---			
Dalton Elrod	1-0	---	---	1-0	---	---	---	---	---	---			
Thailand Baldwin	1-0	---	---	---	---	---	---	1-0	---	---			

**GAME-BY-GAME PUNT RETURNS**

Player	No-Yds	UK	UGA	ISU	GSU	WMU	EMU	TOL	CMU	BG	NIU	KSU	MIA
Nick Munson	4-(11)	1-3	---	---	---	1-(15)	1-1	1-0	---	---			
Qian Magwood	2-5	---	---	---	---	---	---	---	1-5	1-0			

**GAME-BY-GAME KICKOFF RETURNS**

Player	No-Yds	UK	UGA	ISU	GSU	WMU	EMU	TOL	CMU	BG	NIU	KSU	MIA
Malcolm Gillie	13-276	---	---	2-46	2-30	3-68	2-31	1-18	1-39	2-44			
Nick Munson	6-78	---	1-9	---	---	---	1-14	2-27	1-11	1-17			
Charlie Spegal	1-14	---	---	---	---	---	---	---	---	---			
Maximus Webster	1-13	---	---	---	---	---	---	---	---	---			

**GAME-BY-GAME PUNTING**

Player	No-Yds	UK	UGA	ISU	GSU	WMU	EMU	TOL	CMU	BG	NIU	KSU	MIA
Lucas Borrow	48-2026	4-194	7-297	4-180	10-400	6-277	4-149	6-252	4-169	3-108			

Sequence -- **UK** (48.5/2 In20): 60, 50, 48, 36; **UGA** (42.4/2 In20): 47, 43, 40, 48, 43, 34, 42; **ISU** (45.0/1 In20): 65, 30, 41, 44; **GSU** (40.0/2 In20): 31, 37, 30, 45, 44, 42, 45, 61, 30, 35; **WMU** (46.2/3 In20): 65, 45, 39, 40, 41, 47; **EMU** (37.2/3 In20): 49, 38, 29, 33; **Toledo** (42.0/4 In20): 50, 41, 55, 42, 34, 30; **CMU** (42.2/2): 37, 40, 42, 50; **BGSU** (36.0/0 In20): 43, 22, 46

Punts of at least 40 yards are underlined; game average and punts downed inside 20-yard line in parenthesis

**GAME-BY-GAME FIELD GOALS**

Player	FGM-A	Pct	18-29	30-39	40-49	50-59	Lg	Blk
Jackson Courville	8-11	72.7	6-6	2-2	0-0	0-3	37	1

Sequence -- **UK**: 51 BK; **UGA**: (27); **ISU**: (23) 53; **GSU**: (23); **WMU**: (27); **EMU**: (37); **Toledo**: (28), (26); **CMU**: (33); **BGSU**: 52

Numbers in (parentheses) indicate field goal was made

**BALL STATE AND OPPONENT GAME-BY-GAME TEAM STATISTICS**

Opponent	RUSHING				RECEIVING				PASSING				KICK RETURNS				PUNT RETURNS				TOT OFF
	No.	Yds	TD	Lg	No.	Yds	TD	Lg	Cmp-Att-Int	Yds	TD	Lg	No.	Yds	TD	Lg	No	Yds	TD	Lg	
Ball State	41	72	1	13	22	223	1	27	22-30-0	223	1	27	0	0	0	0	1	3	0	3	295
at Kentucky	20	116	2	30	18	241	1	44	18-31-1	241	1	44	2	117	1	99	2	27	0	17	357
Ball State	28	77	0	14	18	147	0	28	18-37-3	147	0	28	1	9	0	9	0	0	0	0	224
at Georgia	28	99	3	21	24	287	2	41	24-33-1	287	2	41	2	70	0	41	4	117	1	69	386
Ball State	42	288	3	31	18	137	2	21	18-24-0	137	2	21	2	46	0	25	0	0	0	0	425
Indiana State	32	104	0	39	9	157	1	49	9-21-1	157	1	49	4	110	0	40	1	5	0	5	261
Ball State	28	37	0	25	14	160	0	27	14-29-2	160	0	27	2	30	0	16	0	0	0	0	197
Georgia Southern	27	167	0	38	36	363	4	43	36-50-0	363	4	43	2	32	0	32	2	15	0	8	530
Ball State	26	48	0	23	26	316	3	57	26-37-0	316	3	57	3	68	0	27	1	-15	0	-15	364
at Western Mich.	36	133	3	17	24	328	3	58	24-39-0	328	3	58	3	29	0	18	2	16	0	9	461
Ball State	25	148	0	42	20	157	1	26	20-35-1	157	1	26	5	72	0	19	1	1	0	1	305
at Eastern Mich.	38	61	1	12	18	192	2	50	18-28-0	192	2	50	0	0	0	0	1	13	0	13	253
Ball State	38	173	0	14	4	38	0	28	4-16-1	38	0	28	3	45	0	25	1	0	0	0	205
Toledo	46	231	1	39	15	166	0	32	15-27-0	166	0	32	3	63	0	25	1	28	0	28	376
Ball State	46	243	3	39	13	101	0	26	13-16-0	101	0	26	2	50	0	39	1	5	0	5	344
Central Mich.	35	99	1	20	19	161	1	24	19-31-0	161	1	24	3	79	0	45	2	13	0	14	260
Ball State	49	236	3	44	9	66	0	18	9-19-0	66	0	18	3	61	0	25	1	0	0	0	283
at Bowling Green	34	153	1	54	15	177	2	40	13-21-0	177	2	40	2	65	0	47	1	-1	0	-1	281

**THIS AND THAT**

OPPONENT	TIME	TV	ATTND	HALF	FINAL	COIN TOSS	KICK/RECEIVE	1ST BSU POSSESSION	1ST OPP POSSESSION	UNIFORM COMBOS		
										HELMET	JERSEY	PANTS
at Kentucky	3:21	SEC Network	58,286	UK 23-7	UK 44-14	Lost	Kick	Punt	Field Goal	White	White	White
at Georgia	3:08	SEC Network	92,746	UGA 31-0	UGA 45-3	Lost	Kick	Punt	Missed FG	White	White	Red
Indiana State	3:06	ESPN+	15,054	BSU 10-0	<b>BSU 45-7</b>	Lost	Receive	Punt	Punt	White	Black	White
Georgia Southern	3:17	ESPN+	10,118	GSU 23-0	GSU 40-3	Won	Kick	Punt	Touchdown	Black	Red	Red
at Western Mich.	3:34	ESPN+	21,880	WMU 28-10	WMU 42-24	Won	Kick	FG	Punt	Black	Black	White
at Eastern Mich.	3:13	ESPN+	18,696	EMU 17-10	EMU 24-10	Lost	Receive	Downs	Field Goal	Black	White	White
Toledo	2:59	ESPN+	7,673	3-3	TOL 13-6	Lost	Receive	Punt	Field Goal	Black	Red	Black
Central Mich.	3:12	ESPN+	15,171	BSU 10-3	<b>BSU 24-17</b>	Lost	Receive	Touchdown	Field Goal	White	Red	White
at Bowling Green	3:10	ESPN2	6,091	BGSU 14-7	BGSU 24-21	Lost	Receive	Punt	Punt	Black	White	Black
at Northern Ill.												
Kent State												
Miami												

**GAME-BY-GAME OFFENSIVE STARTERS**

	LT	LG	C	RG	RT	WR	WR	WR/TE/QB	TE	RB	QB
at Kentucky	Stewart	Mucciolo	Crowe	Tyo	Kaylor	Robinson	Gillie	Kelly	Koziol	Cooper	Hatcher
at Georgia	Stewart	Mucciolo	Crowe	Tyo	Kaylor	Robinson	Edwards	Webster	Koziol	Cooper	Semonza
Indiana State	Stewart	Meeder	Crowe	Tyo	Kaylor	Presley	Edwards	Webster	Koziol	Cooper	Semonza
Georgia Southern	Stewart	Meeder	Crowe	Tyo	Kaylor	Presley	Edwards	Webster	Koziol	Cooper	Semonza
at Western Michigan	Stewart	Mucciolo	Crowe	Tyo	Kaylor	Gillie	Edwards	Magwood	Koziol	Cooper	Hatcher
at Eastern Michigan	Stewart	Mucciolo	Malkow	Tyo	Kaylor	Gillie	Edwards	Magwood	Koziol	Cooper	Hatcher
Toledo	Stewart	Mucciolo	Malkow	Tyo	Kaylor	Presley	Edwards	Webster	Abney	Cooper	Kelly
Central Michigan	Stewart	Mucciolo	Crowe	Tyo	Kaylor	Gillie	Edwards	Magwood	Koziol	Cooper	Kelly
at Bowling Green	Stewart	Mucciolo	Crowe	Tyo	Kaylor	Magwood	Edwards	Mosier	Koziol	Cooper	Kelly
at Northern Illinois											
Kent State											
Miami											

**GAME-BY-GAME DEFENSIVE STARTERS**

	DE	NT	DE	EDGE	LB	LB	LB/NICKEL	CB	S	S	CB
at Kentucky	Sape	Mims	King	Houston	Coll	Pearce	Newson	Potts	Riley	Malry	Charity
at Georgia	Sape	Mims	King	Houston	Stemler	Pearce	Newson	Potts	Riley	Malry	Charity
Indiana State	Sape	Mims	King	Houston	Newson	Pearce	Strickland	Potts	Riley	Malry	Charity
Georgia Southern	Sape	Mims	Woodard	Houston	Newson	Pearce	Strickland	Potts	Riley	Malry	Charity
at Western Michigan	Sape	Mims	Woodard	Houston	Newson	Pearce	Baldwin	Potts	Riley	Malry	Coleman
at Eastern Michigan	Sape	Makszin	Woodard	Houston	Stemler	Pearce	Newson	Baldwin	Riley	Malry	Harmon
Toledo	Sape	Makszin	Woodard	Houston	Newson	Pearce	Strickland	Baldwin	Riley	Malry	Harmon
Central Michigan	Sape	Makszin	Woodard	Houston	Stemler	Pearce	Newson	Baldwin	Riley	Malry	Potts
at Bowling Green	Sape	Makszin	Woodard	Houston	Stemler	Pearce	Newson	Potts	Riley	Malry	Charity
at Northern Illinois											
Kent State											
Miami											

## Miscellaneous Stats

### TURNOVER CHART

Opponent	– Turnovers Gained –			– Points Off TO Gained –			– Turnovers Lost –			– Points Off TO Lost –			+/-
	Fum	Int	Total	TD	FG	Points	Fum	Int	Total	TD	FG	Points	
at Kentucky	0	1	1	0	0	0	2	0	2	1	1	10	-1
at Georgia	0	1	1	0	0	0	0	3	3	3	0	21	-2
Indiana State	2	1	3	2	0	14	1	0	1	0	0	0	+2
Georgia Southern	0	0	0	0	0	0	0	2	2	0	1	3	-2
at Western Michigan	0	0	0	0	0	0	1	0	1	1	0	7	-1
at Eastern Michigan	0	0	0	0	0	0	1	1	2	1	0	7	-2
Toledo	1	0	1	0	0	0	0	1	1	0	0	0	0
Central Michigan	0	0	0	0	0	0	0	0	0	0	0	0	0
at Bowling Green	0	0	0	--	--	--	2	0	2	2	0	14	-2
at Northern Illinois	--	--	--	--	--	--	--	--	--	--	--	--	--
Kent State	--	--	--	--	--	--	--	--	--	--	--	--	--
Miami	--	--	--	--	--	--	--	--	--	--	--	--	--
<b>Totals</b>	<b>3</b>	<b>3</b>	<b>6</b>	<b>2</b>	<b>0</b>	<b>14</b>	<b>7</b>	<b>7</b>	<b>14</b>	<b>8</b>	<b>2</b>	<b>62</b>	<b>-8</b>

### IN THE RED ZONE – BALL STATE

	No.	TD	FG	Failed	Pct.
at Kentucky	3	2	0	1	66.7
at Georgia	1	0	1	0	100.0
Indiana State	5	4	1	0	100.0
Georgia Southern	2	0	1	1	50.0
at Western Michigan	2	1	1	0	100.0
at Eastern Michigan	3	1	1	1	66.7
Toledo	3	0	2	1	66.7
Central Michigan	4	3	1	0	100.0
at Bowling Green	2	2	0	0	100.0
at Northern Illinois					
Kent State					
Miami					
<b>Totals</b>	<b>24</b>	<b>13</b>	<b>8</b>	<b>4</b>	<b>87.5</b>

### IN THE RED ZONE – OPPONENT

	No.	TD	FG	Failed	Pct.
at Kentucky	2	2	0	0	100.0
at Georgia	5	3	1	1	80.0
Indiana State	1	0	0	1	0.0
Georgia Southern	7	3	4	0	100.0
at Western Michigan	5	5	0	0	100.0
at Eastern Michigan	3	2	0	1	66.7
Toledo	5	1	2	2	60.0
Central Michigan	2	2	0	0	100.0
at Bowling Green	2	1	1	0	100.0
at Northern Illinois					
Kent State					
Miami					
<b>Totals</b>	<b>32</b>	<b>18</b>	<b>8</b>	<b>5</b>	<b>81.2</b>

### BALL STATE BIG PLAYS (25+ yards)

Yards	Play	Opp.	Qtr	TD
66	K. Newson fumble return	Indiana State	4th	TD
57	A. Edwards pass from L. Hatcher	at WMU	4th	TD
45	A. Malry interception return	at Georgia	3rd	--
44	K. Kelly run	at BGSU	4th	TD
42	K. Kelly run	at EMU	1st	--
39	M. Cooper run	Central Mich.	2nd	--
32	Q. Magwood pass from L. Hatcher	at WMU	3rd	TD
31	M. Cooper run	Indiana State	3rd	--
29	Q. Magwood pass from L. Hatcher	at WMU	2nd	--
28	A. Edwards pass from K. Kelly	Toledo	4th	--
28	A. Edwards pass from L. Hatcher	at Georgia	3rd	--
27	M. Gillie kickoff return	at WMU	2nd	--
27	R. Barfield pass from K. Semonza	Ga. Southern	3rd	--
27	T. Robinson pass from K. Semonza	at Kentucky	4th	--
26	T. Koziol pass from K. Kelly	Central Mich.	1st	--
26	M. Cooper pass from K. Kelly	at EMU	3rd	--
26	M. Cooper run	Indiana State	2nd	--
25	M. Gillie kickoff return	at BGSU	1st	--
25	N. Munson kickoff return	Toledo	1st	--
25	M. Cooper pass from L. Hatcher	at WMU	1st	--
25	K. Kelly run	Ga. Southern	4th	--

## OFFENSIVE SINGLE-GAME HIGHS

## QUARTERBACKS

## » 3 LAYNE HATCHER

Rushing Attempts	12	vs Texas St. 10/26/19
Rushing Yards	40	at Ga. Southern 10/02/21
Rushing Touchdowns	1	4 times
Longest Rush	40	at Ga. Southern 10/02/21
Passes	52	at Nevada 09/03/22
Completed Passes	34	at ULM 11/13/21
		at Nevada 09/03/22
Passes Yards	444	at ULM 11/13/21
Passing Touchdowns	5	vs ULM 12/05/20
Longest Pass	92	at Troy 09/28/19
Tackles	1	5 times

## » 1 KIAEL KELLY

Rushing Attempts	19	at Bowling Green 11/01/23
Rushing Yards	98	vs Toledo 10/14/23
Rushing Touchdowns	2	at Bowling Green 11/01/23
		vs. Central Mich. 10/21/23
Longest Rush	44	at Bowling Green 11/01/23
Passes	19	at Bowling Green 11/01/23
Completed Passes	13	vs. Central Mich. 10/21/23
Passes Yards	101	vs. Central Mich. 10/21/23
Longest Pass	28	vs Toledo 10/14/23
Receptions	4	at Western Mich. 09/30/23
Receiving Yards	28	at Western Mich. 09/30/23
Longest Reception	13	vs Ga. Southern 09/23/23

## » 9 KADIN SEMONZA

Rushing Attempts	6	vs Ga. Southern 09/23/23
		at Kentucky 09/02/23
Rushing Yards	12	vs Indiana St. 09/16/23
Longest Rush	16	vs Indiana St. 09/16/23
Passes	22	vs Indiana St. 09/16/23
Completed Passes	17	vs Indiana St. 09/16/23
Passing Yards	165	at Kentucky 09/02/23
Passing Touchdowns	2	vs Indiana St. 09/16/23
Longest Pass	27	vs Ga. Southern 09/23/23
		at Kentucky 09/02/23
Longest TD Pass	16	vs Indiana St. 09/16/23

## RUNNING BACKS

## » 5 RICO BARFIELD

Rushing Attempts	9	vs Murray St. 09/17/22
Rushing Yards	48	vs Indiana St. 09/16/23
Rushing Touchdowns	1	vs Indiana St. 09/16/23
Longest Rush	24	vs Indiana St. 09/16/23
Receptions	2	vs Ga. Southern 09/23/23
		at Georgia 09/09/23
Reception Yards	50	vs Ga. Southern 09/23/23
Receiving TDs	1	vs Indiana St. 09/16/23
Longest Reception	27	vs Ga. Southern 09/23/23

## » 15 MARQUEZ COOPER

Rushing Attempts	40	vs Ohio 10/01/22
Rushing Yards	240	vs Ohio 10/01/22
Rushing Touchdowns	3	vs Akron 11/17/20
Longest Rush	66	vs VMI 09/11/21
Passes	1	at Buffalo 11/26/22
Completed Passes	1	at Buffalo 11/26/22
Passing Yards	9	at Buffalo 11/26/22
Longest Pass	9	at Buffalo 11/26/22
Receptions	6	at Eastern Mich. 10/07/23
Reception Yards	61	at Eastern Mich. 10/07/23
Longest Reception	27	at Georgia 09/24/22
Long Kickoff Return	39	vs Long Island 09/17/22
Tackles	1	at Western Mich. 09/30/23

## » 38 BRAYDEN EVANS

Tackles	3	at Tennessee 09/01/22
Tackles For Loss	1	at Tennessee 09/01/22

## » 6 VAUGHN PEMBERTON

Rushing Attempts	7	vs Eastern Mich. 10/22/22
Rushing Yards	39	vs Eastern Mich. 10/22/22
Longest Rushing	16	vs Murray St. 09/17/22
Receptions	2	at Bowling Green 11/01/23
		vs Northern Illinois 10/01/22
		vs Ohio 11/15/22
Receiving Yards	8	vs NIU 10/01/22
		vs Ohio 11/15/22
Longest Reception	8	vs Ohio 11/15/22

## » 38 CHARLIE SPEGL

Rushing Attempts	9	at Purdue 11/27/21
Rushing Yards	37	at Purdue 11/27/21
Rushing Touchdowns	1	vs Indiana St. 09/16/23
Longest Rush	14	at Georgia 09/09/23
Long Kickoff Return	14	at Eastern Mich. 10/07/23
Tackles	1	vs Maryland 10/15/22

## WIDE RECEIVERS

## » 15 AHMAD EDWARDS

Rushing Attempts	2	at Eastern Mich. 10/07/23
Rushing Yards	12	at Eastern Mich. 10/07/23
Receptions	8	vs Central Ark. 10/30/21
Receiving Yards	101	at Eastern Ill. 04/03/21
Reception TDs	2	at Eastern Ill. 04/03/21
Longest Reception	64	vs SE Louisiana 10/22/22
Tackles	1	4 times

## » 7 MALCOLM GILLIE

Rushing Attempts	1	4 times
Rushing Yards	11	vs. Central Mich. 10/21/23
Longest Rush	11	vs. Central Mich. 10/21/23
Receptions	2	at Bowling Green 11/01/23
		at Western Mich. 09/30/23
		vs Ga. Southern 09/23/23
Receiving Yards	23	at Western Mich. 09/30/23
Longest Reception	18	at Bowling Green 11/01/23
Long Kickoff Return	39	vs. Central Mich. 10/21/23

## » 16 QIAN MAGWOOD

Receptions	9	at Western Mich. 09/30/23
Receiving Yards	110	at Western Mich. 09/30/23
Receiving TDs	1	at Western Mich. 09/30/23
Longest Reception	32	at Western Mich. 09/30/23
Longest Punt Return	5	vs. Central Mich. 10/21/23

## » 0 NICK MUNSON

Receptions	1	at Eastern Mich. 10/07/23
		at Western Mich. 09/30/23
		vs Indiana St. 09/16/23
Receiving Yards	10	at Western Mich. 09/30/23
Longest Reception	10	at Western Mich. 09/30/23
Long Punt Return	3	at Kentucky 09/02/23
Long Kickoff Return	25	vs Toledo 10/14/23
Tackles	2	at Georgia 09/09/23

## » 82 DAHYA PATEL

Tackles	1	vs. Central Mich. 10/21/23
---------	---	----------------------------

## » 19 NICK PRESLEY

Rushing Attempts	1	vs UConn 10/15/22
Rushing Yards	5	vs UConn 10/15/22
Longest Rush	5	vs UConn 10/15/22
Receptions	2	vs Indiana St. 09/16/23
Receiving Yards	15	vs UConn 10/15/22
Longest Reception	15	vs UConn 10/15/22
Tackles	1	vs Ohio 11/15/22

## » 2 TY ROBINSON

Receptions	5	at Kentucky 09/02/23
Receiving Yards	90	at Kentucky 09/02/23
Receiving TDs	1	at Kentucky 09/02/23
		at Oregon 10/30/21
Longest Reception	27	at Kentucky 09/02/23
Tackles	1	at Georgia 09/09/23

## TIGHT ENDS

## » 87 CHRISTIAN ABNEY

Receptions	1	at Bowling Green 11/01/23
		at Eastern Mich. 10/07/23
		at Western Mich. 09/30/23
Reception Yards	10	at Bowling Green 11/01/23
Longest Reception	10	at Bowling Green 11/01/23

## » 80 BRADY HUNT

Receptions	9	vs Ohio 11/15/22
Reception Yards	90	vs Ohio 11/15/22
Receiving TDs	1	5 times
Longest Reception	30	vs Northern Mich. 09/10/22
		vs NIU 10/01/22
Tackles	1	at Central Mich. 10/08/22

## » 88 TANNER KOZIOL

Receptions	8	at Kentucky 09/02/23
Receiving Yards	89	vs NIU 10/01/22
Receiving TDs	2	vs NIU 10/01/22
Longest Reception	30	vs NIU 10/01/22
Tackles	1	vs Ga. Southern 09/23/23
		at Georgia 09/09/23
		vs NIU 10/01/22

## » 86 JUSTIN MORRIS

Receptions	1	vs Ga. Southern 09/23/23
Receiving Yards	8	vs Ga. Southern 09/23/23
Longest Reception	8	vs Ga. Southern 09/23/23

## » 44 MAXIMUS WEBSTER

Receptions	1	4 times
Receiving Yards	9	vs Ga. Southern 09/23/23
Receiving TDs	1	at Western Mich. 09/30/23
Longest Reception	9	vs Ga. Southern 09/23/23
Long Kickoff Return	13	at Eastern Mich. 10/07/23
Tackles	1	vs Ga. Southern 09/23/23

## OFFENSIVE LINE

## » 54 ETHAN CROWE

Tackles	1	vs Murray St. 09/17/22
---------	---	------------------------

## » 63 TOMMY LORINZ

Tackles	1	at Miami (OH) 11/22/22
---------	---	------------------------

## » 64 JON MUCCILO

Tackles	1	vs Duquesne 10/19/19
---------	---	----------------------

## » 75 COREY STEWART

Rushing Attempts	1	at Eastern Mich. 10/07/23
Rushing Yards	-4	at Eastern Mich. 10/07/23

## DEFENSIVE SINGLE-GAME HIGHS

## DEFENSIVE LINE

## » 99 DAKARI FRAZIER

Tackles	1	vs Indiana St. 09/16/23
---------	---	-------------------------

## » 97 JOHN HARRIS

Tackles	4	at Wyoming 09/18/21
		vs Army 10/02/21
		vs UConn 10/15/22
Sacks	1	vs UConn 10/15/22
Tackles For Loss	1	vs UConn 10/15/22

## » 54 KYLE KING

Tackles	4	vs Ohio 11/15/22
Sacks	1	vs Maryland 11/13/21
		at Central Mich. 10/08/22
		vs Ohio 11/15/22
Tackles For Loss	1	5 times

## ▶▶ 17 JAMES MAKSZIN

**Tackles** 6 at Elon 11/20/21  
vs Brown 10/01/22

**Sacks** 2 vs William & Mary 10/27/18

**Tackles For Loss** 2 at UAlbany 03/20/21

**Interceptions** 1 vs William & Mary 10/27/18

## ▶▶ 78 JULIAN McBRIDE

**Tackles** 2 vs Ohio 11/15/22

**Tackles For Loss** 0.5 vs Murray St. 09/17/22

## ▶▶ 5 KYRON MIMS

**Tackles** 4 at Ga. Southern 09/24/22

**Sacks** 1 at Central Mich. 12/05/20

**Tackles For Loss** 1 at Central Mich. 12/05/20  
at Ga. Southern 09/24/22

## ▶▶ 94 JACK SAPE

**Tackles** 5 at Central Mich. 10/08/22

**Sacks** 1.5 vs Indiana St. 09/16/23

**Tackles For Loss** 2 vs Buffalo 12/18/20

## ▶▶ 2 MIKHARI SIBBLIS

**Tackles** 8 at Villanova 09/02/22

**Sacks** 2 at Colgate 10/05/19

**Tackles For Loss** 2 at Colgate 10/05/19  
at Fordham 10/19/19  
at Princeton 09/24/22

## ▶▶ 6 TAVION WOODARD

**Tackles** 6 vs UConn 10/15/22

**Sacks** 2 vs Western Ill. 09/02/21

**Tackles For Loss** 2 at Eastern Mich. 10/07/23  
vs Western Ill. 09/02/21

## LINEBACKERS

## ▶▶ 22 JACK BEEBE

**Tackles** 2 vs Ga. Southern 09/23/23

**Tackles for Loss** 1 vs Ga. Southern 09/23/23

## ▶▶ 13 BRANDON BERGER

**Longest Punt Return** 2 vs Buffalo 11/23/21

**Longest Kickoff Return** 9 vs Central Mich. 11/17/21

**Tackles** 3 vs Toledo 10/14/23  
vs NIU 10/01/22

**Sacks** 1 vs Eastern Mich. 10/22/22

**Tackles For Loss** 1.5 vs Eastern Mich. 10/22/22

## ▶▶ 32 CLAYTON COLL

**Tackles** 14 vs Toledo 09/25/21

**Sacks** 1 at Eastern Mich. 10/16/21  
vs Eastern Mich. 10/22/22

**Tackles For Loss** 2.5 at Toledo 11/08/22

**Interceptions** 1 at Western Mich. 10/09/21  
vs Central Mich. 11/17/21

## ▶▶ 55 DALTON ELROD

**Tackles** 2 at Ga. Southern 09/24/22  
at Wyoming 09/18/21

## ▶▶ 8 SIDNEY HOUSTON JR.

**Tackles** 8 vs Ohio 11/15/22

**Sacks** 2 vs. Central Mich. 10/21/23

**Tackles For Loss** 3 at Bowling Green 11/01/23  
vs. Central Mich. 10/21/23

## ▶▶ 47 DREW HUGHES

**Tackles** 4 vs Indiana St. 09/16/23

**Tackles For Loss** 1.5 vs Indiana St. 09/16/23

## ▶▶ 30 CADEN JOHNSON

**Tackles** 1 vs Toledo 10/14/23  
at Kentucky 09/02/23

## ▶▶ 9 KEIONTE NEWSON

**Tackles** 10 vs. Central Mich. 10/21/23

**Sacks** 1 at Eastern Mich. 10/07/23  
vs Buffalo 11/23/21

**Tackles For Loss** 1.5 at Eastern Mich. 10/07/23

**Fumbles Recovered** 1 vs Indiana St. 09/16/23

**Long Fumble Return** 66 vs Indiana St. 09/16/23

## ▶▶ 40 COLE PEARCE

**Tackles** 15 vs Eastern Mich. 10/22/22

**Sacks** 2 at Eastern Mich. 10/07/23

**Tackles For Loss** 3 at Eastern Mich. 10/07/23  
at Kent St. 11/01/22

**Interceptions** 1 vs UConn 10/15/22

## ▶▶ 39 NATE PEDRAZA

**Tackles** 1 at Western Mich. 09/30/23  
vs Western Mich. 09/10/22

**Tackles For Loss** 1 vs Western Mich. 09/10/22

## ▶▶ 57 NATHAN REICHERT

**Tackles** 1 8 times

**Sacks** 0.5 at Miami (OH) 11/22/22

**Tackles For Loss** 0.5 at Miami (OH) 11/22/22

## ▶▶ 43 DANNY ROYSTER

**Tackles** 1 vs Ga. Southern 09/23/23  
at Georgia 09/09/23

**Sacks** 1 at Georgia 09/09/23

**Tackles For Loss** 1 at Georgia 09/09/23

## ▶▶ 21 JOEY STEMLER

**Tackles** 6 vs. Central Mich. 10/21/23  
at Eastern Mich. 10/07/23

## ▶▶ 18 JACKSON WIEGOLD

**Tackles** 2 vs Indiana St. 09/16/23  
at Georgia 09/09/23

**Tackles For Loss** 0.5 vs Indiana St. 09/16/23

## DEFENSIVE BACKS

## ▶▶ 12 THAILAND BALDWIN

**Tackles** 5 vs Toledo 10/14/23

## ▶▶ 11 DAMION CHARITY

**Tackles** 5 vs Indiana St. 09/16/23

**Tackles for Loss** 1 vs Toledo 10/14/23

## ▶▶ 26 JORDAN COLEMAN

**Tackles** 6 at Western Mich. 09/30/23  
vs Ga. Southern 09/23/23

**Tackles for Loss** 1 vs Ga. Southern 09/23/23

## ▶▶ 10 JAHMAD HARMON

**Tackles** 3 at Eastern Mich. 10/07/23

## ▶▶ 1 ALJAREEK MALRY

**Tackles** 12 at Samford 03/20/21

**Sacks** 1 3 times

**Tackles For Loss** 2 at Furman 11/13/21

**Interceptions** 2 vs Davidson 09/04/21

## ▶▶ 14 MARION PONDS

**Tackles** 2 vs Ga. Southern 09/23/23

## ▶▶ 4 TYLER "RED" POTTS

**Tackles** 8 vs Northern Illinois 10/01/22

**Sacks** 1 vs Northern Illinois 10/01/22

**Tackles For Loss** 1 at Bowling Green 11/01/23  
vs Northern Illinois 10/01/22

**Interceptions** 1 vs Indiana St. 09/16/23  
at Kentucky 09/02/23  
vs Fordham 09/07/19

**Interception Return** 6 vs Indiana St. 09/16/23

## ▶▶ 3 JORDAN RILEY

**Tackles** 14 vs UConn 10/15/22

**Sacks** 1 at Tennessee 09/01/22

**Tackles For Loss** 2 vs. Central Mich. 10/21/23

## ▶▶ 28 BLAIR SCHONHORST

**Tackles** 1 at Western Mich. 09/30/23  
vs Indiana St. 09/16/23

## ▶▶ 33 DD SNYDER

**Tackles** 2 vs Indiana St. 09/16/23  
at Georgia 09/09/23

## ▶▶ 23 LOREN STRICKLAND

**Tackles** 8 at Tennessee 09/01/22

**Sacks** 1 vs Indiana St. 09/16/23

**Tackles For Loss** 1 vs Indiana St. 09/16/23  
at Central Mich. 10/08/22

**Forced Fumbles** 1 vs Indiana St. 09/16/23

## ▶▶ 16 AJ TAYLOR

**Tackles** 1 vs Ga. Southern 09/23/23

## SPECIALISTS SINGLE-GAME HIGHS

## SPECIALISTS

## ▶▶ 15 LUCAS BORROW

**Rushing Attempts** 1 vs Central Mich. 11/17/21

**Rushing Yards** 21 vs Central Mich. 11/17/21

**Longest Rush** 21 vs Central Mich. 11/17/21

**Punts** 11 at Toledo 11/08/22

**Punts Average** 48.5 at Kentucky 09/02/23

**Longest Punt** 65 at Western Mich. 09/30/23  
vs Indiana St. 09/16/23  
at Miami (OH) 11/22/22

## Punts Inside 20

4 vs Toledo 10/14/23  
at Central Mich. 10/08/22  
at Toledo 11/08/22

## ▶▶ 97 CADEN BRITTON

**Tackles** 1 at Toledo 11/08/22

## ▶▶ 96 JACKSON COURVILLE

**PAT Attempts** 5 vs Indiana St. 09/16/23

**PATs Made** 5 vs Indiana St. 09/16/23

**Field Goal Attempts** 2 vs Toledo 10/14/23  
vs Indiana St. 09/16/23

**Field Goals Made** 2 vs Toledo 10/14/23

**Longest FG Attempt** 53 vs Indiana St. 09/16/23

**Longest FG Made** 37 at Eastern Mich. 10/07/23

**Most Points** 8 vs Indiana St. 09/16/23

## ▶▶ 49 JACK DRAKE

**Field Goals Made** 1 8 times

**Longest FG Made** 47 at Ohio Wesleyan 10/22/22

**Punts** 7 at Denison 10/01/22  
vs Wittenberg 10/08/22

**Punts Average** 52.0 at Kenyon 10/29/22

**Longest Punt** 63 at Hiram 09/17/22

**Punts Inside 20** 4 at Denison 10/01/22

**Tackles** 1 at Western Mich. 09/30/23  
vs Indiana St. 09/16/23  
vs Denison 10/30/21

## ▶▶ 53 TUCKER DUNN

**Tackles** 1 vs Ga. Southern 09/23/23  
at Boston College 09/04/21

**GAME 1**

<b>BALL STATE</b>	<b>7</b>	<b>0</b>	<b>7</b>	<b>0</b>	<b>-</b>	<b>14</b>
<b>KENTUCKY</b>	<b>3</b>	<b>20</b>	<b>14</b>	<b>7</b>	<b>-</b>	<b>44</b>

Sept. 2, 2023 | Lexington, Ky. | Kroger Field (58,286) | 3:21

The Ball State football team led after the first quarter and true freshman quarterback Kadin Semonza shined in the second half of Saturday's season opener at SEC powerhouse Kentucky.

Unfortunately, the Cardinals (0-1) ended the afternoon with a 44-14 setback to the Wildcats at Kroger Field.

Ball State graduate transfer quarterback Layne Hatcher answered an early Kentucky field goal with a two-yard rushing touchdown to help the Cardinals pull ahead 7-3 with 1:15 left in the first quarter.

While the Wildcats answered with the next 27 points, Ball State would not be deterred and rallied around Semonza who put together four solid drives in the second half. His second was a 10-play, 75-yard drive which ended with his first career passing touchdown, a five-yard connection with junior transfer wide receiver Ty Robinson.

The touchdown helped the Cardinals make it a two-score game, at 30-14, with :42 left in the third quarter.

Semonza, who finished the day 15-for-21 with 165 yards and a touchdown, also drove the Cardinals to the Kentucky 1-yard line on the ensuing drive and helped set up a 51-yard field goal attempt on BSU's final complete drive of the game.

"We lost to a good football team," said Ball State coach Mike Neu. "We fought to the end. I was encouraged by our guys on the sidelines -- all our guys encouraging their teammates to fight to the end. You can't lose the turnover margin, though, and those two turnovers late in the first half did hurt."

Trailing 10-7 midway through the second quarter, starting quarterback Layne Hatcher connected with tight end Tanner Koziol for a 9-yard completion. Koziol absorbed a hit but fumbled and the Wildcats' Jalen Geiger took the carom 69 yards for a Kentucky touchdown. Moments later, another Hatcher completion resulted in a fumble by Malcolm Gillie, setting up a 46-yard UK field goal to close the first half.

Ball State turned to Semonza to open the second half, putting a true freshman QB behind center for the first time since John Paddock took snaps as a freshman in 2018.

"At half, we thought it was the right time to put Kadin out there. We thought he had earned it. He was poised and I thought he handled himself well."

The Cardinals finished with 18 first downs in the contest, compared to 17 for Kentucky. Eleven of those came in the second half. Both of Ball State's receiving leaders excelled in the second half, also. Koziol finished with eight catches for 66 yards, nabbing five for 41 yards after halftime. Robinson corralled five passes for 90 yards and a score, all in the second half.

Team Statistics	BSU	UK
First Downs	18	17
Rush Yds	72	113
Pass Yds	223	241
Passing	22-30-0	18-31-1
Total Offense	295	354
Fumbles-Lost	3-2	0-0
Penalties-Yds	4-26	7-51
Punts-Avg	4-48.5	2-48.5
TOP	38:02	21:58
3rd Downs	9-17	4-9
4th Downs	1-2	0-1
Red Zone	2-3	2-2
Sacks-Yards	1-5	3-28



Qtr	Time	Team	Scoring Play	Drive	Score (V-H)
1	13:17	UKY	Raynor 41 yd field goal	5-51 (1:43)	0-3
1	01:35	BSU	Hatcher 2 yd run (Courville kick)	13-73 (7:05)	7-3
2	11:31	UKY	Davis 2 yd run (Raynor kick)	11-70 (4:58)	7-10
2	06:58	UKY	Geiger 69 yd fumble recovery (Raynor kick)		7-17
2	01:08	UKY	Raynor 46 yd field goal	4-2 (0:14)	7-20
2	00:00	UKY	Raynor 46 yd field goal	4-26 (0:31)	7-23
3	06:43	UKY	Key 5 yd pass from Leary (Raynor kick)	7-89 (2:37)	7-30
3	00:42	BSU	Robinson 5 yd pass from Semonza (Courville kick)	10-75 (6:01)	14-30
3	00:28	UKY	Brown 99 yd kickoff return (Raynor kick)		14-37
4	00:06	UKY	Davis 30 yd run (Raynor kick)	6-66 (3:16)	14-44

**BSU Leaders**

Rushing	Att	Yds	TD	Long
Cooper	15	33	0	8
Kelly	7	21	0	13

Passing	C-A-I	Yds	TD	Long
Semonza	15-21-0	165	1	27
Hatcher	6-8-0	36	0	11
Kelly	1-1-0	22	0	22

Receiving	Rec	Yds	TD	Long
Koziol	8	66	0	17
Robinson	5	90	1	27
Magwood	4	38	0	22

**Tackles:** Riley 5, Sape 4 (TFL), Pearce 4 (PBU), Coll 4, Malry 4

**UK Leaders**

Rushing	Att	Yds	TD	Long
Davis	14	112	2	30
McClain	4	9	0	5

Passing	C-A-I	Yds	TD	Long
Leary	18-31-1	241	1	44

Receiving	Rec	Yds	TD	Long
Key	5	96	1	44
Brown	3	39	0	26
Robinson	3	38	0	16
Davis	3	10	0	15

**Tackles:** Wallace 12 (0.5 Sack, 2 TFL), Hairston 8 (FF), Jackson 8, Afari 8 (1.5 TFL, FF)



GAME 2

<b>BALL STATE</b>	0	0	0	3	-	3
<b>GEORGIA</b>	0	31	14	0	-	45

Sept. 9, 2023 | Athens, Ga. | Sanford Stadium (92,746) | 3:08

Pitted against Southeastern Conference foes in consecutive weeks for the first time since 2001 was a tall order for Ball State, let alone facing two-time defending FBS champion and No. 1-ranked Georgia on its home field.

But linebacker Keionte Newson forced a fumble to thwart the Bulldogs' opening drive and freshman quarterback Kadin Semonza drove the Cardinals past midfield as part of an 11-play drive on Ball State's first possession. Ball State controlled the ball and the clock through a scoreless draw in the game's opening period.


A 31-point second period, though, catapulted Georgia into control and the Bulldogs rode their momentum to a 45-3 victory. The Cardinals got their only points on Jackson Courville's 28-yard field goal in the fourth period. It was the first field goal of his career.

Semonza was strong in the first period, completing 6 of 8 passes for 48 yards. Tanner Koziol was the recipient of two of those passes and finished the day with three receptions overall.

Georgia opened its scoring on a 69-yard punt return and then its defense took advantage of three Ball State interceptions over the next four series. The first interception came on a long out-route 30 yards downfield on a 3rd-down play that served as a well-placed punt at the Georgia 22-yard-line. The next two, though, were the result of ill-bouncing deflections, including one off the back heel of would-be receiver Maximus Webster. Nonetheless, the Bulldogs took advantage and went into the locker room leading 31-0.

Georgia tacked on two more touchdowns in the third quarter while Ball State's Layne Hatcher took over at quarterback. Hatcher finished the day 10-of-16 for 82 yards and the Cardinals' longest play of the day – a 28-yard strike to Ahmad Edwards.

Team Statistics	BSU	UGA
First Downs	13	22
Rush Yds	77	99
Pass Yds	147	287
Passing	18-37-3	24-33-1
Total Offense	224	386
Fumbles-Lost	1-0	1-0
Penalties-Yds	3-27	3-40
Punts-Avg	7-42.4	3-45.3
TOP	31:38	28:32
3rd Downs	4-15	6-12
4th Downs	1-2	0-0
Red Zone	1-1	4-5
Sacks-Yards	1-10	0-0



Qtr	Time	Team	Scoring Play	Drive	Score (V-H)
2	14:32	UGA	Mews 69 yd punt return (Woodring kick)		0-7
2	10:16	UGA	Rosemy-Jacksaint 7 yd pass from Beck (Woodring kick)	6-78 (2:25)	0-14
2	08:45	UGA	Bell 21 yd run (Woodring kick)	2-30 (0:51)	0-21
2	01:49	UGA	Woodring 35 yd field goal	12-42 (5:28)	0-24
2	00:37	UGA	Milton 1 yd run (Woodring kick)	4-20 (1:04)	0-31
3	06:27	UGA	Jones 27 yd pass from Beck (Woodring kick)	8-80 (4:14)	0-38
3	00:46	UGA	Robinson II 12 yd run (Woodring kick)	3-67 (1:21)	0-45
4	09:05	BSU	Courville 27 yd field goal	15-55 (6:41)	3-45

BSU Leaders

Rushing	Att	Yds	TD	Long
Spegal	4	32	0	14
Kelly	3	16	0	9
Barfield	6	10	0	3
Cooper	12	8	0	6

Passing	C-A-I	Yds	TD	Long
Semonza	7-16-3	55	0	14
Hatcher	10-16-0	82	0	28
Kelly	1-5-0	10	0	10

Receiving	Rec	Yds	TD	Long
Magwood	5	32	0	10
Edwards	4	47	0	28
Koziol	3	24	0	14
Barfield	2	10	0	8

**Tackles:** Newson 7 (FF), Pearce 5 (0.5 TFL), Potts 5 (PBU), Houston 4 (TFL), Malry 4 (INT), Sibblis 4, Charity 3 (PBU)

UGA Leaders

Rushing	Att	Yds	TD	Long
Robinson II	6	38	1	14
Bell	3	28	1	21
Milton	7	18	1	6

Passing	C-A-I	Yds	TD	Long
Beck	23-30-1	283	2	41

Receiving	Rec	Yds	TD	Long
Lovett	4	29	0	16
Mews	3	27	0	16
Smith	2	50	0	37
Delp	2	50	0	41
Thomas	2	34	0	18
Jones	2	32	1	27
Rosemy-Jacksaint	2	17	1	10

**Tackles:** Mondon 4, Harris 4, Smith 3 (1.5 TFL, INT), Allen 3, Sorey 3, Taylor 3, Jarrett 3



GAME 3

<b>INDIANA STATE</b>	<b>0</b>	<b>0</b>	<b>7</b>	<b>3</b>	<b>-</b>	<b>7</b>
<b>BALL STATE</b>	<b>0</b>	<b>10</b>	<b>7</b>	<b>28</b>	<b>-</b>	<b>45</b>

Sept. 16, 2023 | Muncie, Ind. | Scheumann Stadium (15,054) | 3:06

Ball State managed 425 yards in total offense and got three turnovers from its defense to overwhelm Indiana State with a 45-7 rout in its home opener at Scheumann Stadium.

In front of 15,054 on Family Weekend, the Cardinals got 177 rushing yards and one of five offensive touchdowns from transfer running back Marquez Cooper. For Cooper, a first-team All-Mid-American Conference selection last year at Kent State, it was the second-best rushing game of his career and his 14th game over 100 yards.

Cooper crossed the 100-yard barrier in the first half while Ball State clung to a 10-0 lead at intermission. After a scoreless first period, fellow running back Rico Barfield opened the scoring with a 16-yard screen pass from Kadin Semonza. Freshman placekicker Jackson Courville connected on a 23-yard field goal with 94 seconds before intermission.

Barfield, who added 48 rushing yards on just five carries, made the score 17-0 with his second TD of the day, scoring on the longest run of his career from 24 yards. That capped a quick, three-play, 55-yard drive in which Cooper had his longest run of year, 31 yards. Indiana State connected on a 49-yard scoring pass from Elijah Owens to Dakota Caton only a minute later, but it was all Cardinals the rest of the way.

Cooper reached the end zone for the first time with Ball State in the opening moments of a dominant fourth quarter that was dictated by the defense. On the second play following Cooper's TD, senior cornerback Red Potts snagged his second interception of the season to set up a two-play scoring drive with Semonza hitting tight end Tanner Koziol on back-to-back plays. The 8-yard score made it 31-7.

Indiana State drove 41 yards on four plays in its next series, but Loren Strickland's strip-sack resulted in Keionte Newson's 66-yard fumble return and touchdown to extend the onslaught. After the teams traded possessions, Ball State's punt was muffed by the Sycamores. Dalton Elrod fell on the fumble to set up the Cardinals' final score – a 1-yard plunge by Charlie Spegal with 3:13 to play.

Newson had a career-high eight tackles to pace Ball State defenders for the second straight week, to lead a Cardinal defense that totaled four sacks among eight tackles for loss. Offensively, Semonza completed 17 of 22 passes for 137 yards and a pair of scores, but the game was controlled on the ground. The Cardinals' 288 rushing yards represented their best rushing effort since the home opener of 2020 with 304 yards against Eastern Michigan.

Team Statistics	ISU	BSU
First Downs	12	26
Rush Yds	104	288
Pass Yds	157	137
Passing	9-21-1	18-24-0
Total Offense	261	425
Fumbles-Lost	2-2	2-1
Penalties-Yds	4-40	4-35
Punts-Avg	6-39.2	4-45.0
TOP	26-59	33:01
3rd Downs	6-15	5-11
4th Downs	0-0	0-0
Red Zone	0-1	5-5
Sacks-Yards	3-21	4-32



Qtr	Time	Team	Scoring Play	Drive	Score (V-H)
2	12:13	BSU	Barfield 16 yd pass from Semonza (Courville kick)	11-73 (5:20)	0-7
2	01:34	BSU	Courville 23 yd field goal	9-69 (4:24)	0-10
3	06:45	BSU	Barfield 24 yd run (Courville kick)	3-55 (1:24)	0-17
3	05:48	ISU	Caton 49 yd pass from Owens (Ruiz kick)	2-61 (0:50)	7-17
4	13:12	BSU	Cooper 11 yd run (Courville kick)	13-75 (7:29)	7-24
4	11:32	BSU	Koziol 8 yd pass from Semonza (Courville kick)	2-23 (0:54)	7-31
4	09:20	BSU	Newson 66 yd fumble recovery (Courville kick)		7-38
4	03:13	BSU	Spegal 1 yd run (Courville kick)	5-35 (2:49)	7-45

ISU Leaders

Rushing	Att	Yds	TD	Long
Hodge	9	46	0	32
Lawrence	6	39	0	39
Owens	10	17	0	15
Allen	6	2	0	3

Passing	C-A-I	Yds	TD	Long
Owens	9-21-1	157	1	49

Receiving	Rec	Yds	TD	Long
Van Dyne	3	80	0	41
Caton	3	59	1	49
Stomps	1	14	0	14
Ferrell	1	3	0	3
Allen	1	1	0	1

**Tackles:** Blackwell 12 (TFL), Ollendieck 9 (Sack, TFL, FF), Hoover 8, Edwards 7, Chatman 7, Brown 5 (TFL), Harris Jr. 4 (Sack, 2 TFL), Surface 4

BSU Leaders

Rushing	Att	Yds	TD	Long
Cooper	22	177	1	31
Barfield	5	48	1	24
Kelly	6	40	0	18
Spegal	3	17	1	11

Passing	C-A-I	Yds	TD	Long
Semonza	17-22-0	137	2	21

Receiving	Rec	Yds	TD	Long
Koziol	7	60	1	15
Magwood	3	14	0	18
Edwards	2	32	0	21
Presley	2	8	0	5
Barfield	1	16	1	16

**Tackles:** Newson 8 (PBU, FR-TD), Charity 5, Strickland 4 (Sack, TFL, FF), Malry 4, Riley 4 (PBU), Hughes 4 (1.5 TFL), Pearce 4 (0.5 TFL)



GAME 4

<b>GA. SOUTHERN</b>	<b>14</b>	<b>9</b>	<b>10</b>	<b>7</b>	<b>-</b>	<b>40</b>
<b>BALL STATE</b>	<b>0</b>	<b>0</b>	<b>0</b>	<b>3</b>	<b>-</b>	<b>3</b>

Sept. 23, 2023 | Muncie, Ind. | Scheumann Stadium (10,118) | 3:17

MUNCIE, Ind. – In a final non-conference game before opening Mid-American Conference play next week at Western Michigan, Ball State endured a 40-3 setback as Georgia Southern scored early and kept the Cardinals off the board until late in the fourth period.


The Eagles (3-1) were decisive from the outset while the Cardinals’ offense struggled to maintain the consistency that produced 45 points a week earlier. Georgia Southern produced 530 yards total offense, but after scoring touchdowns in its first two possessions, the Eagles were limited to four field goals among five red zone trips the rest of the day.

The Cardinals (1-3) avoided the shutout with 6:27 remaining on a 23-yard field goal by Jackson Courville. With redshirt-sophomore quarterback Kiae Kelly calling the action in the fourth quarter, Ball State drove 69 yards on 12 plays before stalling at the Georgia Southern 6-yard line.

After early touchdowns to take command, Georgia Southern’s 16 first-half first downs built a 23-0 advantage by halftime. Ball State was 7-of-13 through the air in the first half, but bottled up on the ground – gaining only 13 yards on eight carries. The Cardinals played from behind throughout the second half and turned to Kelly in the final period.

Through three periods, freshman Kadin Semonza completed 11 of 23 passes for 123 yards for Ball State. He was sacked three times and threw a pair of interceptions, including his final throw. The versatile Kelly finished 3-of-6 passing for 37 yards. Running back Marquez Cooper carried just nine times overall for a net of 16 yards. Defensively, Jordan Riley and Cole Pearce each had season highs with nine tackles.

Team Statistics	GSU	BSU
First Downs	26	10
Rush Yds	167	37
Pass Yds	363	160
Passing	36-50-0	14-29-2
Total Offense	530	197
Fumbles-Lost	0-0	1-0
Penalties-Yds	5-35	3-25
Punts-Avg	5-41.4	10-40.0
TOP	30:41	29:19
3rd Downs	4-14	3-15
4th Downs	2-2	0-0
Red Zone	7-7	1-2
Sacks-Yards	4-30	1-5



Qtr	Time	Team	Scoring Play	Drive	Score (V-H)
1	11:51	GSU	Lester 1 yd pass from Brin (Lantz kick)	9-52 (3:04)	7-0
1	08:47	GSU	Upshaw 9 yd pass from Brin (Lantz kick)	4-63 (1:30)	14-0
2	12:37	GSU	Lantz 41 yd field goal	6-16 (1:37)	17-0
2	06:36	GSU	Lantz 26 yd field goal	9-55-3:18	20-0
2	00:00	GSU	Lantz 37 yd field goal	8-57 (0:43)	23-0
3	08:47	GSU	Hood 21 yd pass from Brin (Lantz kick)	4-56 (1:10)	30-0
3	01:03	GSU	Lantz 35 yd field goal	8-28 (2:11)	33-0
4	13:42	GSU	Queeley 8 yd pass from Brin (Lantz kick)	4-55 (1:06)	40-0
4	07:15	BSU	Courville 23 yd field goal	12-69 (6:27)	40-3

GSU Leaders

Rushing	Att	Yds	TD	Long
Arnold	9	90	0	38
Mbadinga	5	21	0	10

Passing	C-A-I	Yds	TD	Long
Brin	34-46-0	344	4	43
French	2-2-0	19	0	10

Receiving	Rec	Yds	TD	Long
Hood	7	107	1	35
Burgess	7	35	0	14
Cobb	5	46	0	17
Queeley	4	36	1	12
Upshaw	3	30	1	14
Lester	2	22	1	21

**Tackles:** Stampley II 8 (2.5 TFL, Sack), Watson-Trent 5 (1.5 TFL, 0.5 Sack), Fall 4 (2 TFL, Sack), Lee Jr. 4, Meyers 3 (TFL)

BSU Leaders

Rushing	Att	Yds	TD	Long
Cooper	9	16	0	6
Barfield	4	10	0	9
Kelly	7	10	0	25

Passing	C-A-I	Yds	TD	Long
Semonza	11-23-2	123	0	27
Kelly	3-6-0	37	0	20

Receiving	Rec	Yds	TD	Long
Magwood	3	47	0	20
Barfield	2	50	0	27
Gillie	2	18	0	12
Kelly	2	11	0	13

**Tackles:** Riley 9 (PBU), Pearce 9 (QBH), Malry 8, Newson 7, Coleman 6 (TFL), Potts 6, Houston 5 (0.5 TFL, 0.5 Sack) Beebe 3 (TFL), Sibblis 3



**GAME 5**

<b>BALL STATE</b>	<b>3</b>	<b>7</b>	<b>7</b>	<b>7</b>	<b>-</b>	<b>24</b>
<b>WESTERN MICH.</b>	<b>7</b>	<b>21</b>	<b>7</b>	<b>7</b>	<b>-</b>	<b>42</b>

Sept. 30, 2023 | Kalamazoo, Mich. | Waldo Stadium (21,880) | 3:34

KALAMAZOO, Mich. – Grad transfer quarterback Layne Hatcher threw for 316 yards and three touchdowns to lead Ball State, but the Cardinals couldn’t overcome 461 yards by Western Michigan in a 42-24 Broncos’ victory at Waldo Stadium. Hatcher finished 26-of-37 passing while quarterbacking the Cardinals from wire to wire.

Team Statistics	BSU	WMU
First Downs	19	27
Rush Yds	48	133
Pass Yds	316	328
Passing	26-37-0	24-39-0
Total Offense	364	461
Fumbles-Lost	2-1	1-0
Penalties-Yds	10-107	9-75
Punts-Avg	6-46.2	5-40.6
TOP	24:28	30:22
3rd Downs	3-12	5-11
4th Downs	0-1	0-0
Red Zone	2-2	5-5
Sacks-Yards	1-5	6-48

Hatcher started for the first time since Ball State opened its season at Kentucky, and eclipsed 300 passing yards for the 12th time in his career. The biggest beneficiary was redshirt sophomore receiver Qian Magwood who caught nine passes for 110 yards. His 32-yard touchdown catch and run on the first possession of the second half, perhaps the game’s biggest highlight, brought the Cardinals within 28-17. He finished with career highs in catches and yards.

Magwood’s catch capped a 75-yard drive to open the third quarter, corralling a Hatcher pass in the left flat. He fought through blockers and tacklers and reversed right toward the center of the field, then reversed course again and ran mostly untouched as he darted for the end zone.

But just as the Cardinals scored first to open the first half, on a 27-yard field goal by Jackson Courville, Western Michigan responded. Following Courville’s field goal to end a 70-yard drive that stalled at the WMU 10, the Broncos answered with three straight touchdowns to command a 21-3 lead. After Magwood’s TD early in the third, WMU QB Treyson Bourget found Anthony Sambucci for a 31-yard score on the ensuing possession. It was the third Bourget-to-Sambucci touchdown pass of the afternoon.

Maximus Webster snared a 2-yard Hatcher pass late in the first half for Ball State’s first touchdown and the Broncos added a 2-yard score of their own for a 28-10 halftime advantage. Touchdowns by Webster and Magwood were the first touchdowns of both of their careers. Grad transfer receiver Ahmad Edwards caught Hatcher’s longest pass of the day for a 57-yard touchdown in the final period.

Hatcher and the Cardinals had a season-high in passing yards, with nine different receivers getting into the action. But WMU’s 328 pass yards were aided by 133 on the ground – plus Ball State’s season-high 10 penalties for 107 yards that at times proved costly.

The game’s only turnover, a Hatcher fumble on one of six WMU sacks, gave the Broncos a short field on the way to its third touchdown.

Cole Pearce and Sidney Houston Jr., each led Ball State with 10 tackles on defense, with Pearce adding a sack and a pass break-up. Running back Marquez Cooper added 82 rushing yards and caught four passes for 54 yards, adding a long run of 23 and a catch of 25.



Qtr	Time	Team	Scoring Play	Drive	Score (V-H)
1	08:37	BSU	Courville 27 yd field goal	10-70 (4:25)	3-0
1	05:06	WMU	Sambucci 18 yd pass from Bourguet (Domschke kick)	7-75 (3:31)	3-7
2	13:06	WMU	Abdus-Salaam 1 yd run (Domschke kick)	10-92 (3:57)	3-14
2	07:50	WMU	Buckley 12 yd run (Domschke kick)	7-43 (2:29)	3-21
2	05:04	BSU	Webster 2 yd pass from Hatcher (Courville kick)	6-73 (2:45)	10-21
2	00:01	WMU	Sambucci 2 yd pass from Bourguet (Domschke kick)	10-59 (1:27)	10-28
3	11:52	BSU	Magwood 32 yd pass from Hatcher (Courville kick)	6-75 (3:08)	17-28
3	10:14	WMU	Sambucci 31 yd pass from Bourguet (Domschke kick)	5-75 (1:38)	17-35
4	14:15	BSU	Edwards 57 yd pass from Hatcher (Courville kick)	4-69 (1:38)	24-35
4	08:53	WMU	Abdus-Salaam 2 yd run (Domschke kick)	6-85 (3:22)	24-42

**BSU Leaders**

Rushing	Att	Yds	TD	Long
Cooper	15	82	0	23

Passing	C-A-I	Yds	TD	Long
Hatcher	26-37-0	316	3	57

Receiving	Rec	Yds	TD	Long
Magwood	9	110	1	32
Cooper	4	54	0	25
Kelly	4	28	0	11
Edwards	3	72	1	57
Gillie	2	23	0	12
Koziol	1	13	0	13
Webster	1	2	1	2

**WMU Leaders**

Rushing	Att	Yds	TD	Long
Abdus-Salaam	8	53	2	17
Buckley	13	50	1	14

Passing	C-A-I	Yds	TD	Long
Bourget	24-39-0	328	3	58

Receiving	Rec	Yds	TD	Long
Womack	6	58	0	27
Sambucci	5	73	3	31
Dieudonne	4	64	0	39
Hence	3	56	0	32
Buckley	3	11	0	8

**Tackles:** Pearce 10 (Sack, PBU), Houston 10 (QBH), Newson 8, Riley 7 (TFL), Coleman 6 (PBU), Malry 5 (PBU)

**Tackles:** Willis 7 (2 Sacks), Roberson 7 (FR), Wahlberg 6 (1.5 TFL, Sack), Hallock 6, Bonnema 4 (Sack), Bussell 4 (Sack), Lovely 4



GAME 6

<b>BALL STATE</b>	<b>3</b>	<b>7</b>	<b>0</b>	<b>0</b>	<b>-</b>	<b>10</b>
<b>EASTERN MICH.</b>	<b>3</b>	<b>14</b>	<b>7</b>	<b>0</b>	<b>-</b>	<b>24</b>

Oct. 7, 2023 | Ypsilanti, Mich. | Rynearson Stadium (18,696) | 3:13

YPSILANTI, Mich. – Eastern Michigan led 17-10 at intermission and held on in the second half to upend Ball State 24-10 in Mid-American Conference action Saturday at Rynearson Stadium.

The first half featured 27 combined points and 324 yards in total offense, but the second half, played mostly in drizzling rain, included only 235 total yards. Fifty of those second-half yards came on Eastern Michigan’s touchdown pass from Austin Smith to Hamze El-Zayat just four-and-a-half minutes into the third quarter. It was the only score of the second half and just enough to keep Ball State playing from behind.

Ball State’s defense did all it could to snap the Cardinals’ two-game skid, recording five sacks on the day and limiting EMU to -5 yards total offense in the fourth quarter. Linebacker Cole Pearce was responsible for 10 tackles, two sacks among three tackles for loss, and a forced fumble.

Pearce led Ball State defenders’ field day in the EMU backfield, totaling season highs with 10 tackles for loss, along with sacks by Pearce, Keionte Newson, Sidney Houston Jr., Mikhari Sibblis (1/2-sack) and Tavion Woodard (1/2-sack).


Offensively, quarterback Layne Hatcher finished 20-of-33 passing for 132 yards and a touchdown. Reserve QB Kiael Kelly completed a pass for 26 yards and led the Cardinals with 94 yards on the ground.

The Eagles and Cardinals traded early field goals in the first quarter before EMU seized control with consecutive touchdowns in the second period, to take its seven-point lead into intermission.

A Ball State fumble on the end of a 15-yard catch by Qian Magwood led to the Eagles’ first TD and a 10-3 lead. After EMU took a 17-3 advantage with its second TD, Hatcher connected with tight end Tanner Koziol for the Cardinals’ first touchdown with 6:32 left before halftime. Koziol finished with six catches for 48 yards.

Running back Marquez Cooper led Ball State receivers with career highs of six catches for 61 yards, to go with 46 yards on the ground.

Team Statistics	BSU	EMU
First Downs	17	22
Rush Yds	148	61
Pass Yds	157	192
Passing	20-35-1	18-28-0
Total Offense	305	253
Fumbles-Lost	1-1	2-0
Penalties-Yds	8-66	4-40
Punts-Avg	4-37.2	5-42.4
TOP	26:56	33:04
3rd Downs	2-12	5-14
4th Downs	1-4	2-2
Red Zone	2-3	2-3
Sacks-Yards	5-42	3-21



Qtr	Time	Team	Scoring Play	Drive	Score (V-H)
1	05:54	EMU	Gomez 53 yd field goal	9-26 (5:37)	0-3
1	03:06	BSU	Courville 37 yd field goal	6-49 (2:41)	3-3
2	12:57	EMU	Evans 2 yd run (Gomez kick)	11-65 (5:09)	3-10
2	06:36	EMU	Mitchell 3 yd pass from Smith (Gomez kick)	9-62 (4:39)	3-17
2	02:32	BSU	Koziol 13 yd pass from Hatcher (Courville kick)	8-71 (4:00)	10-17
3	10:33	EMU	El-Zayat 50 yd pass from Smith (Gomez kick)	8-75 (4:23)	10-24

BSU Leaders

Rushing	Att	Yds	TD	Long
Kelly	9	94	0	42
Cooper	6	46	0	19

Passing	C-A-I	Yds	TD	Long
Hatcher	19-33-1	131	1	17
Kelly	1-2-0	26	0	26

Receiving	Rec	Yds	TD	Long
Cooper	6	61	0	26
Koziol	6	48	1	14
Edwards	3	21	0	9
Magwood	3	19	0	15

**Tackles:** Pearce 10 (3 TFL, 2 Sack, 2 FF), Newson 7 (1.5 TFL, Sack, PBU), Houston 7 (1.5 TFL, Sack), Makszin 7 (0.5 TFL), Malry 6 (TFL), Stemler 6, Riley 5 (PBU), Woodard 5 (2 TFL, Sack)

EMU Leaders

Rushing	Att	Yds	TD	Long
Evans	14	42	1	9
Jackson	8	39	0	12

Passing	C-A-I	Yds	TD	Long
A. Smith	18-28-0	192	2	50

Receiving	Rec	Yds	TD	Long
Mitchell	7	71	1	16
Knue	3	23	0	11
Jackson	3	21	0	8
El-Zayat	2	63	1	50

**Tackles:** Sparacio 9 (TFL, Sack), Kline 7, Shine 6 (PBU), Manning 4 (FF), C. Smith 4, Craft 4 (TFL), Jackson-Anderson 3, Haney 3, Williams 2 (TFL, Sack)



GAME 7

<b>TOLEDO</b>	<b>3</b>	<b>0</b>	<b>0</b>	<b>10</b>	-	<b>13</b>
<b>BALL STATE</b>	<b>3</b>	<b>0</b>	<b>0</b>	<b>3</b>	-	<b>6</b>

Oct. 14, 2023 | Muncie, Ind. | Scheumann Stadium (7,673) | 2:59

MUNCIE, Ind. -- Peny Boone's three-yard burst with 1:31 remaining helped Toledo snap a 6-6 tie and send the Rockets to their sixth straight victory, 13-6, on a day accented with driving and swirling rain. Ball State limited the Rockets, averaging 40.8 points per game, to just a field goal through three quarters, but couldn't muster a go-ahead score in what was the quarterback starting debut of redshirt-sophomore Kiael Kelly.

Kelly rushed for 98 yards to lead the Ball State offense, but was 4-of-16 passing for 38 yards. Neither team had success moving the ball as driving rains engulfed Scheumann Stadium shortly after kickoff and continued in waves throughout the contest.

Trailing 6-3 in the fourth period, Kelly's 28-yard pass to Ahmad Edwards was the longest completion of his career and sparked a 10-play, 66-yard drive that produced Jackson Courville's second field goal. The Kelly-to-Edwards pass was Ball State's longest play of the afternoon, and after a personal foul penalty against the Rockets two plays later, Ball State was knocking on the proverbial door – 1st-and-10 from the Toledo 25-yard line. Kelly rushed twice for another Cardinals first down at the Toledo 14, but the drive stalled at the nine and Courville's kick with 4:57 to play tied the score again.

"I'm proud of our football team," said Ball State coach Mike Neu, reinforcing the Cardinals' fight while trying to end a four-game losing skid. "Our guys fought their guts out. It didn't work in our favor today, but we're going to battle adversity and keep battling for each other. I'm proud of our effort. I'm proud of our fight and I'm proud of everything I've heard from our men on the sideline and in the locker room."


Knotted 3-3 at halftime and through three periods, Courville and Toledo kicker Luke Pawlak each connected again in the fourth to set up the game's final sequence.

Toledo drove 72 yards on six plays with quarterback Dequan Finn completing both his passes and Boone rushing four times for 31 yards, the final three accounting for the game's final score and putting Ball State in a must-score position. With 91 seconds remaining, Ball State had to move 80 yards for a tying score.

Cardinals fans were nearly treated to a last-gasp comeback when Kelly's second-down pass to a streaking Rico Barfield was bobbled then dropped, with Barfield clearly beyond the closest defender. Any hopes of a BSU rally were dashed when Kelly's fourth-down pass was intercepted.

"I thought Kiael stepped in and made good decisions on a dicey day," added Neu. "I thought he was outstanding in a difficult situation. Defensively, we battled all afternoon. Our defense forced a key turnover early and they put us in positions to win. You can't ask for much more than that."

Team Statistics	TOL	BSU
First Downs	20	13
Rush Yds	210	67
Pass Yds	166	38
Passing	15-27-0	4-16-1
Total Offense	376	205
Fumbles-Lost	2-1	0-0
Penalties-Yds	5-56	6-45
Punts-Avg	2-40.0	6-42.0
TOP	30:18	29:42
3rd Downs	10-18	5-14
4th Downs	1-3	0-1
Red Zone	3-5	2-2
Sacks-Yards	0-0	0-0



Qtr	Time	Team	Scoring Play	Drive	Score (V-H)
1	04:08	TOL	Pawlak 26 yd field goal	16-87 (7:21)	3-0
2	04:17	BSU	Courville 28 yd field goal	14-63 (8:18)	3-3
4	10:23	TOL	Pawlak 27 yd field goal 1	19-83 (7:34)	6-3
4	04:56	BSU	Courville 26 yd field goal	10-66 (5:27)	6-6
4	01:31	TOL	Boone 3 yd run (Pawlak kick)	6-72 (3:19)	13-6

TOL Leaders

Rushing	Att	Yds	TD	Long
Boone	22	148	1	39
Shaw III	9	35	0	9
Finn	6	25	0	9
Stuart	6	13	0	9

Passing	C-A-I	Yds	TD	Long
Finn	15-27-0	166	0	32

Receiving	Rec	Yds	TD	Long
Vandeross III	5	49	0	18
Newton	3	44	0	32
Stephens	3	21	0	9
Torres	1	31	0	31

**Tackles:** Bolden 10 (1.5 TFL, PBU), Gant 8 (0.5 TFL), Bauer 6, Hook 5 (INT, PBU), Delancy III 4, Culpepper 4, Taylor 3 (0.5 TFL), Ford 2, Alexander 2 (PBU), Butler

BSU Leaders

Rushing	Att	Yds	TD	Long
Kelly	18	98	0	14
Cooper	16	60	0	12
Barfield	3	7	0	3
Spegal	1	2	0	2

Passing	C-A-I	Yds	TD	Long
Kelly	4-16-1	38	0	28

Receiving	Rec	Yds	TD	Long
Edwards	3	38	0	28
Koziol	1	0	0	0

**Tackles:** Newson 7, Riley 7 (PBU), Houston 6 (FF), Pearce 6 (TFL), Baldwin 5 (FR), Sibblis 5, Malry 4 (TFL), Strickland 4, Charity 4 (TFL), Berger 3 (TFL), Makszin 3



GAME 8

<b>CENTRAL MICH.</b>	<b>3</b>	<b>0</b>	<b>7</b>	<b>7</b>	<b>-</b>	<b>17</b>
<b>BALL STATE</b>	<b>7</b>	<b>3</b>	<b>7</b>	<b>7</b>	<b>-</b>	<b>24</b>

Oct. 21, 2023 | Muncie, Ind. | Scheumann Stadium (15,171) | 3:12

MUNCIE, Ind. – Marquez Cooper rushed for 162 yards and a touchdown, and Kiaeal Kelly added 64 rushing yards and two scores to lead Ball State to a 24-17 Mid-American Conference win over Central Michigan. Cooper and Kelly led a Cardinal offense that amassed 243 rushing yards, but it was the Ball State defense that asserted itself early and late to lead the Cardinals to their first MAC victory.

The Cardinals (2-6, 1-3 MAC) allowed CMU a 45-yard field goal just three-and-a-half minutes after the opening kickoff, but Ball State defenders kept the Chippewas off the scoreboard until a 19-yard TD strike with 4:29 left in the third and the Ball State offense scored 17 unanswered points to command a third quarter lead.

After Tristan Mattson’s field goal to open the scoring, Ball State forced the Chippewas into four straight punts and Kelly, making his second start at quarterback, guided the Cardinals into the lead.

Kelly engineered a 7-play, 75-yard drive after the CMU field goal with the redshirt sophomore scoring the first touchdown of his career to put Ball State on top, 7-3. The Cardinals added a 33-yard field goal by Jackson Courville to lead 10-3 at intermission.

With Sidney Houston Jr., Cole Pearce and Jordan Riley leading an inspired defensive effort, Cooper helped Ball State race to a 17-3 advantage to rally the 15,171 spectators during the Cardinals’ 96th homecoming game. Cooper’s 15-yard burst put the Cardinals up by two touchdowns with 10:07 left in the third period. In all, he carried 26 times to eclipse the 100-yard rushing mark for the 15th time in his career and the second time this season.

Central Michigan finally got back on the board while driving 79 yards on 11 plays and capitalizing with the 19-yard pass from Jase Bauer to Jesse Prewitt III. But Kelly and the Cards answered right back with a 75-yard drive of their own, using Kelly’s athletic leap into the endzone to cap the drive on its 13th play, just moments into the fourth quarter.

Ball State, given its difficult start to the season, found itself in unusual territory while trying to run the clock in the fourth quarter. The Cardinals mustered just one first down on its next two possessions though, and CMU threatened to spoil the homecoming hoopla while reaching the end zone with 4:15 to play and taking over for a final possession with 2:11 to play.


That is when Houston and the defense rose to the occasion again. Bauer led Central Michigan across midfield with a minute remaining when Houston recorded his second sack of the day, forcing third-and-long. Two incomplete passes later, Ball State celebrated its first MAC win of the season.

Keionte Newson led the Cardinal defense with a career-high nine tackles. Pearce added nine and was credited three times with QB hurries that forced the Chippewas into punting situations. Riley had six stops, two behind the line of scrimmage, and a key pass break-up as part of team effort that limited CMU to 260 total yards and just 3-of-13 on third down.

Offensively, Kelly managed a revamped offense designed to complement his explosive array of skills, completed 13 of 16 passes for 101 yards and vastly outperformed his 4-of-16 passing effort for 38 yards in a driving rain a week earlier against Toledo.

The Cardinals snapped a four-game losing skid while winning their homecoming game for the third time in the past four seasons. The Chippewas (4-4, 2-2 MAC) lost for the second time in three weeks and fell to 1-4 on the road.

Team Statistics	CMU	BSU
First Downs	20	23
Rush Yds	99	243
Pass Yds	161	101
Passing	19-31-0	13-16-0
Total Offense	260	344
Fumbles-Lost	0-0	0-0
Penalties-Yds	8-58	7-65
Punts-Avg	5-38.8	4-42.2
TOP	28:21	31:39
3rd Downs	3-13	5-11
4th Downs	3-4	1-1
Red Zone	2-2	4-4
Sacks-Yards	2-3	2-12



Qtr	Time	Team	Scoring Play	Drive	Score (V-H)
1	11:24	CMU	Mattson 45 yd field goal	8-23 (3:27)	3-0
1	08:05	BSU	Kelly 3 yd run (Courville kick)	7-75 (3:19)	3-7
2	05:59	BSU	Courville 33 yd field goal	12-73 (6:36)	3-10
3	10:07	BSU	Cooper 15 yd run (Courville kick)	8-50 (4:48)	3-17
3	04:29	CMU	Prewitt III 19 yd pass from Bauer (Mattson kick)	11-79 (5:32)	10-17
4	13:02	BSU	Kelly 1 yd run (Courville kick)	13-75 (6:27)	10-24
4	04:15	CMU	Lukes 1 yd run (Mattson kick)	11-65 (4:33)	17-24

CMU Leaders

Rushing	Att	Yds	TD	Long
Lukes	18	58	1	14
Bauer	10	23	0	20
Hicks	3	19	0	8

Passing	C-A-I	Yds	TD	Long
Bauer	19-31-0	161	1	24

Receiving	Rec	Yds	TD	Long
Davis	6	65	0	24
Lukes	5	42	0	13
Prewitt III	2	23	1	19
Collier	2	13	0	9

**Tackles:** Whiteside 8 (TFL), McKinney 6 (TFL), Jones 6 (0.5 TFL), Cochran 5, Williams 5, Biggins 5 (TFL), Lee 5, Sanchez III 5, Stepney 4, Apsey 4 (TFL), Spann 4, Bristol 4 (TFL, 0.5 Sacks), White 2 (1.5 Sacks), Heldman 2

BSU Leaders

Rushing	Att	Yds	TD	Long
Cooper	26	162	1	39
Kelly	15	64	2	14
Gillie	1	11	0	11
Pemberton	3	7	0	3

Passing	C-A-I	Yds	TD	Long
Kelly	13-16-0	101	0	26

Receiving	Rec	Yds	TD	Long
Magwood	7	49	0	16
Koziol	2	30	0	26
Edwards	1	13	0	13

**Tackles:** Newson 10, Pearce 9 (TFL, 3 QBH), Malry 6 (TFL), Riley 6 (2 TFL, PBU), Stemler 6, Houston 4 (3 TFL, 2 Sacks), Strickland 4, Baldwin 4, Sibblis 4, Charity 3, Woodard 2, Sape 2



GAME 9

<b>BALL STATE</b>	<b>0</b>	<b>7</b>	<b>7</b>	<b>7</b>	<b>-</b>	<b>21</b>
<b>BOWLING GREEN</b>	<b>7</b>	<b>7</b>	<b>0</b>	<b>10</b>	<b>-</b>	<b>24</b>

Nov. 1, 2023 | Bowling Green, Ohio. | Doyt L. Perry Stadium (6,091) | 3:10

BOWLING GREEN, Ohio – Ball State and Bowling Green alternated touchdowns all night long Wednesday – until a made field goal and missed field goal settled the outcome in the game’s final moments. The 52-yard missed field goal on the game’s final play by Ball State’s Jackson Courville was short by roughly the length of the football – nearly grazing the crossbar as it fell to the ground.

Bowling Green’s game-winner came on Alan Anaya’s 22-yarder with 3:14 remaining, salvaging a nearly six-minute drive that stalled on a goal-line stand by Ball State. The Falcons got a fresh set of downs from the Ball State one-yard line, but Jack Sape and Drew Hughes made a goal-line stop on first down. Sidney Houston Jr., pulled down Harold Fannin Jr., for a 3-yard loss and the Cardinals forced an incompleton on third down.

For the fourth straight week, the Cardinals defense gave Ball State an avenue to victory.

Ball State went three-and-out on its ensuing possession, however, and the Falcons followed with another three-and-out series to set up BSU’s final drive. Moving from their own 33-yard line, the Cardinals got a pair of completions from Kiaeal Kelly to Malcolm Gillie to move the ball to midfield. A pair of Kelly runs earned another first down at the Bowling Green 35. Two incompletions later, with nine seconds left in the contest, Courville trotted onto the field for the 52-yard attempt.

Eight-of-eight from inside 40 yards this year as a true freshman, Courville was 0-of-2 from 50-plus yards. Into the night sky, this kick was on target but agonizingly close – and painfully short.

The Cardinals (2-7, 1-4 MAC) remained winless on the road this year while Bowling Green (5-4, 3-2 MAC) captured its third straight win.

The Falcons and Cardinals traded first half touchdowns, with Ball State matching Bowling Green on Kelly’s six-yard TD scramble early in the second period. Kelly’s run came on the 17th play of Ball State’s longest drive of the year, and the Cardinals got the ball back with the chance to take the lead before halftime. But after a lateral fumble on a backfield throw from Kelly to Marquez Cooper, Bowling Green scored on a 54-yard run by Terion Stewart just two plays later to go up 14-7 prior to intermission.

Cooper’s five-yard run capped a 13-play Cardinals’ drive to tie the score at 14 with 5:51 left in the third period. He helped key the drive with a five-yard run on a fourth-down conversion at the Bowling Green 32-yard line. But the next touchdown came from the Falcons again, with Ta’ron Keith collecting Connor Bazelak’s second touchdown pass of the night, from 10 yards out, to regain a 21-14 advantage.

The game of alternating touchdowns continued into the fourth quarter when Kelly’s 44-yard burst down the right sideline knotted the game at 21 with 9:07 left to play. It was Ball State’s longest run from scrimmage this season, and Kelly’s fourth rushing TD in the past two weeks.

Kelly and Cooper both finished with 90 rushing yards to anchor a 217-yard rushing performance by the Cardinals – but a minus-two turnover deficit dashed Ball State’s hopes of consecutive wins for the first time this season. Keionte Newson paced the Cardinal defense with ten tackles and three tackles for loss. Houston produced five tackles including three TFL of his own.

Team Statistics	BSU	BGSU
First Downs	16	13
Rush Yds	217	104
Pass Yds	66	177
Passing	9-19-0	15-23-0
Total Offense	283	281
Fumbles-Lost	2-2	1-0
Penalties-Yds	5-25	5-35
Punts-Avg	3-36.0	3-41.7
TOP	33:34	26:26
3rd Downs	8-15	4-13
4th Downs	2-3	2-4
Red Zone	2-2	2-2
Sacks-Yards	3-22	3-12



Qtr	Time	Team	Scoring Play	Drive	Score (V-H)
1	7:43	BGSU	Fannin Jr 23 yd pass from Bazelak (Anaya kick)	4-31 (1:20)	0-7
2	14:06	BSU	Kelly 6-yd run (Courville kick)	17-74 (8:27)	7-7
2	4:40	BGSU	Stewart 54-yd run (Ayana kick)	2-54 (0:20)	7-14
3	05:04	BSU	Cooper 5 yd run (Courville kick)	13-62 (8:03)	14-14
4	13:20	BG	Keith 10 yd pass from Bazelak (Anaya,Alan kick)	12-75 (5:43)	14-21
4	09:07	BSU	Kelly 44 yd run (Courville kick)	7-75 (4:13)	21-21
4	03:14	BG	Anaya 22 yd field goal	11-39 (5:43)	21-24

BSU Leaders

Rushing	Att	Yds	TD	Long
Cooper	25	90	1	16
Kelly	19	90	2	44
Pemberton	4	29	0	15
Gillie	1	8	0	8

Passing	C-A-I	Yds	TD	Long
Kelly	9-19-0	66	0	18

Receiving	Rec	Yds	TD	Long
Edwards	3	25	0	10
Gillie	2	21	0	18
Pemberton	2	7	0	5
Abney	1	10	0	10
Cooper	1	3	0	3

BGSU Leaders

Rushing	Att	Yds	TD	Long
Stewart	15	92	1	54
Keith	6	25	0	12
Patterson	1	5	0	5
Orth	4	2	0	8

Passing	C-A-I	Yds	TD	Long
Bazelak	13-21-0	128	2	23
Orth	2-2-0	49	0	40

Receiving	Rec	Yds	TD	Long
Fannin Jr.	5	92	1	40
Osborne	4	34	0	23
Keith	3	35	1	20
Hiliare	2	9	0	6

**Tackles:** Newson 10 (3 TFL, 0.5 Sack, QBH), Riley 7, Houston 5 (3 TFL, QBH), Strickland 4, Sibblis 3 (TFL, Sack), Baldwin 3, Potts 3 (TFL), Malry 3, Pearce 3 (1.5 TFL), Woodard 3 (0.5 TFL, 0.5 Sack)

**Tackles:** Anders 10 (0.5 Sack), Brown 9 (TFL, Sack), Saad 6 (FF, QBH), Simms 6 (FR, PBU), Huskey 5, Sipp Jr. 5, Rosser 4, Ferguson 4 (TFL, Sack), Lorfils 4 (PBU), Mayo 4





2023-24 Ball St. Football  
Game Results  
All games

Team Results

	Date	Opponent		Score	Overall	Conf	Time	Attend
	09/02/2023	at Kentucky	L	14-44	0-1	0-0	3:22	58286
	09/09/2023	at Georgia	L	3-45	0-2	0-0	3:08	92746
	09/16/2023	Indiana St.	W	45-7	1-2	0-0	3:06	15054
	09/23/2023	Ga. Southern	L	3-40	1-3	0-0	3:17	10118
*	09/30/2023	at Western Mich.	L	24-42	1-4	0-1	3:34	21880
*	10/07/2023	at Eastern Mich.	L	10-24	1-5	0-2	3:14	18696
*	10/14/2023	Toledo	L	6-13	1-6	0-3	3:00	7680
*	10/21/2023	Central Mich.	W	24-17	2-6	1-3	3:12	15171
*	11/01/2023	at Bowling Green	L	21-24	2-7	1-4	3:10	6091



2023-24 Ball St. Football  
Overall Team Statistics  
All games

Team Statistics

	BSU	OPP
<b>Scoring</b>	<b>150</b>	<b>256</b>
Points per game	16.7	28.4
Points Off Turnovers	14	62
<b>First Downs</b>	<b>155</b>	<b>178</b>
Rushing	71	65
Passing	66	94
Penalty	18	19
<b>Rushing Yardage</b>	<b>1298</b>	<b>1090</b>
Yards gained rushing	1535	1322
Yards lost rushing	237	232
Rushing attempts	324	296
Average per rush	4.0	3.7
Average per game	144.2	121.1
TDs Rushing	10	12
<b>Passing Yardage</b>	<b>1345</b>	<b>2072</b>
Comp-Att-Int	144-243-7	178-283-3
Average per pass	5.5	7.3
Average per catch	9.3	11.6
Average per game	149.4	230.2
TDs Passing	7	16
<b>Total offense</b>	<b>2643</b>	<b>3162</b>
Total plays	567	579
Average per play	4.7	5.5
Average per game	293.7	351.3
<b>Kick returns: #-Yards</b>	<b>21-381</b>	<b>21-565</b>
<b>Punt returns: #-Yards</b>	<b>6--6</b>	<b>16-233</b>
<b>Int returns: #-Yards</b>	<b>3-51</b>	<b>7-6</b>
<b>Kick return average</b>	<b>18.1</b>	<b>26.9</b>
<b>Punt return average</b>	<b>-1.0</b>	<b>14.6</b>
<b>Int return average</b>	<b>17.0</b>	<b>0.9</b>
<b>Fumbles-Lost</b>	<b>12-7</b>	<b>9-3</b>
<b>Penalties-Yards</b>	<b>50-421</b>	<b>50-429</b>
Average per game	46.8	47.7
<b>Punts-Yards</b>	<b>48-2026</b>	<b>35-1445</b>
Average per punt	42.2	41.3
Net punt average	35.9	39.2
<b>Kickoffs-Yards</b>	<b>35-1969</b>	<b>51-3100</b>
Average per kick	56.3	60.8
Net kick average	33.1	39.2
<b>Time of possession / game</b>	<b>30:54</b>	<b>28:31</b>
<b>3rd-down conversion</b>	<b>44/122</b>	<b>47/119</b>
3rd-down pct	36%	39%
<b>4rd-down conversion</b>	<b>6/14</b>	<b>10/16</b>



2023-24 Ball St. Football  
Overall Team Statistics  
All games

	<b>BSU</b>	<b>OPP</b>
4rd-down pct	43%	63%
<b>Sacks by-Yards</b>	<b>18-133</b>	<b>24-163</b>
<b>Misc Yards</b>	<b>0</b>	<b>0</b>
<b>Touchdowns scored</b>	<b>18</b>	<b>31</b>
<b>Field goals - attempts</b>	<b>8-11</b>	<b>13-19</b>
<b>On-Side kicks</b>	<b>0-0</b>	<b>0-0</b>
<b>Red-zone scores</b>	<b>(21-24) 88%</b>	<b>(26-32) 81%</b>
<b>Red-zone touchdowns</b>	<b>(13-24) 54%</b>	<b>(18-32) 56%</b>
<b>PAT-attempts</b>	<b>(18-18) 100%</b>	<b>(31-31) 100%</b>
<b>2-point conversion-attempts</b>	<b>(0-0) 0%</b>	<b>(0-0) 0%</b>
<b>Attendance</b>	<b>48023</b>	<b>197699</b>
Games / Avg per game	4/12006	5/39540
Neutral site games	-	0/0

**Score by Periods**

<b>Team</b>	<b>1st</b>	<b>2nd</b>	<b>3rd</b>	<b>4th</b>	<b>OT</b>	<b>TOT</b>
Ball St.	20	37	35	58	0	150
Opponents	40	102	66	48	0	256



2023-24 Ball St. Football  
Individual Statistics  
All games

### Rushing

Player	gp	att	gain	loss	net	avg	td	lg	avg/g
Marquez Cooper	9	146	719	45	674	4.6	3	39	74.9
Kiael Kelly	9	85	486	52	434	5.1	4	44	48.2
Rico Barfield	9	25	98	2	96	3.8	1	24	10.7
Charlie Spegal	9	11	59	0	59	5.4	1	14	6.6
Vaughn Pemberton	3	11	50	2	48	4.4	0	15	16.0
Malcolm Gillie	9	4	25	0	25	6.3	0	11	2.8
Ahmad Edwards	9	2	12	0	12	6.0	0	9	1.3
Kadin Semonza	4	17	54	44	10	0.6	0	16	2.5
Corey Stewart	9	1	0	4	-4	-4.0	0	0	-0.4
Layne Hatcher	6	20	32	85	-53	-2.7	1	8	-8.8
Team	9	2	0	3	-3	-1.5	0	0	-0.3
<b>Total</b>	<b>9</b>	<b>324</b>	<b>1535</b>	<b>237</b>	<b>1298</b>	<b>4.0</b>	<b>10</b>	<b>44</b>	<b>144.2</b>
<b>Opponents</b>	<b>9</b>	<b>296</b>	<b>1322</b>	<b>232</b>	<b>1090</b>	<b>3.7</b>	<b>12</b>	<b>54</b>	<b>121.1</b>

### Passing

Player	gp	effic	comp-att-int	pct	yds	td	lg	avg/g
Layne Hatcher	6	126.0	61-95-1	64.2	565	4	57	94.2
Kadin Semonza	4	110.0	50-82-5	61.0	480	3	27	120.0
Kiael Kelly	9	85.2	33-66-1	50.0	300	0	28	33.3
<b>Total</b>	<b>9</b>	<b>109.5</b>	<b>144-243-7</b>	<b>59.3</b>	<b>1345</b>	<b>7</b>	<b>57</b>	<b>149.4</b>
<b>Opponents</b>	<b>9</b>	<b>140.9</b>	<b>178-283-3</b>	<b>62.9</b>	<b>2072</b>	<b>16</b>	<b>58</b>	<b>230.2</b>

### Receiving

Player	gp	no.	yds	avg	td	lg	avg/g
Qian Magwood	9	34	309	9.1	1	32	34.3
Tanner Koziol	9	29	247	8.5	2	26	27.4
Ahmad Edwards	9	20	250	12.5	1	57	27.8
Marquez Cooper	9	14	132	9.4	0	26	14.7
Malcolm Gillie	9	9	81	9.0	0	18	9.0
Ty Robinson	2	6	111	18.5	1	27	55.5
Rico Barfield	9	6	88	14.7	1	27	9.8
Kiael Kelly	9	6	39	6.5	0	13	4.3
Vaughn Pemberton	3	4	9	2.3	0	5	3.0
Nick Munson	9	4	21	5.3	0	10	2.3
Nick Presley	9	4	24	6.0	0	9	2.7
Maximus Webster	9	4	10	2.5	1	9	1.1
Christian Abney	4	3	16	5.3	0	10	4.0
Justin Morris	9	1	8	8.0	0	8	0.9
<b>Total</b>	<b>9</b>	<b>144</b>	<b>1345</b>	<b>9.3</b>	<b>7</b>	<b>57</b>	<b>149.4</b>
<b>Opponents</b>	<b>9</b>	<b>178</b>	<b>2072</b>	<b>11.6</b>	<b>16</b>	<b>58</b>	<b>230.2</b>

### Punt Returns

Player	no.	yds	avg	td	lg
Qian Magwood	2	5	2.5	0	5
Nick Munson	4	-11	-2.8	0	3
<b>Total</b>	<b>6</b>	<b>-6</b>	<b>-1.0</b>	<b>0</b>	<b>5</b>
<b>Opponents</b>	<b>16</b>	<b>233</b>	<b>14.6</b>	<b>1</b>	<b>69</b>

### Interceptions

Player	no.	yds	avg	td	lg
Tyler Potts	2	6	3.0	0	6
Aljareek Malry	1	45	45.0	0	45
<b>Total</b>	<b>3</b>	<b>51</b>	<b>17.0</b>	<b>0</b>	<b>45</b>
<b>Opponents</b>	<b>7</b>	<b>6</b>	<b>0.9</b>	<b>0</b>	<b>12</b>

### Kick Returns

Player	no.	yds	avg	td	lg
Malcolm Gillie	13	276	21.2	0	39
Nick Munson	6	78	13.0	0	25
Charlie Spegal	1	14	14.0	0	14
Maximus Webster	1	13	13.0	0	13
<b>Total</b>	<b>21</b>	<b>381</b>	<b>18.1</b>	<b>0</b>	<b>39</b>
<b>Opponents</b>	<b>21</b>	<b>565</b>	<b>26.9</b>	<b>1</b>	<b>99</b>

### Fumble Returns

Player	no.	yds	avg	td	lg
Keionte Newson	1	66	66.0	1	66
Dalton Elrod	1	0	0.0	0	0
Thailand Baldwin	1	0	0.0	0	0
<b>Total</b>	<b>3</b>	<b>66</b>	<b>22.0</b>	<b>1</b>	<b>66</b>
<b>Opponents</b>	<b>7</b>	<b>72</b>	<b>10.3</b>	<b>1</b>	<b>69</b>



2023-24 Ball St. Football  
Individual Statistics  
All games

Scoring

Player	td	fg	PAT				dxp	saf	pts
			kick	rush	rcv	pass			
Jackson Courville	-	8-11	18-18	-	-	-	-	-	42
Kiael Kelly	4	-	-	-	-	-	-	-	24
Marquez Cooper	3	-	-	-	-	-	-	-	18
Rico Barfield	2	-	-	-	-	-	-	-	12
Tanner Koziol	2	-	-	-	-	-	-	-	12
Layne Hatcher	1	-	-	-	-	-	-	-	6
Ahmad Edwards	1	-	-	-	-	-	-	-	6
Charlie Spegal	1	-	-	-	-	-	-	-	6
Keionte Newson	1	-	-	-	-	-	-	-	6
Ty Robinson	1	-	-	-	-	-	-	-	6
Qian Magwood	1	-	-	-	-	-	-	-	6
Maximus Webster	1	-	-	-	-	-	-	-	6
<b>Total</b>	<b>18</b>	<b>8-11</b>	<b>18-18</b>	<b>0</b>	<b>0</b>	<b>0</b>	<b>0</b>	<b>0</b>	<b>150</b>
<b>Opponents</b>	<b>31</b>	<b>13-19</b>	<b>31-31</b>	<b>0</b>	<b>0</b>	<b>0</b>	<b>0</b>	<b>0</b>	<b>256</b>

Field Goals

Player	fg	pct.	01-19	20-29	30-39	40-49	50-99	lg	blk
Jackson Courville	8-11	72.7	0-0	6-6	2-2	0-0	0-3	37	1
<b>Opponents</b>	<b>13-19</b>	<b>68.4</b>	<b>0-0</b>	<b>4-5</b>	<b>3-4</b>	<b>5-7</b>	<b>1-3</b>	<b>53</b>	<b>0</b>

FG Sequence

Team Name	Ball St.	Opponents
Kentucky	51	(41),(46),(46)
Georgia	(27)	28,(35)
Indiana St.	(23),53	38,43
Ga. Southern	(23)	(41),(26),(37),(35)
Western Mich.	(27)	42
Eastern Mich.	(37)	(53),51
Toledo	(28),(26)	(26),(27)
Central Mich.	(33)	(45)
Bowling Green	52	50,(22)

Numbers in (parentheses) indicate field goal was made

Total Offense

Player	g	plays	rush	pass	total	avg/g
Kiael Kelly	9	151	434	300	734	81.6
Marquez Cooper	9	146	674	0	674	74.9
Layne Hatcher	6	115	-53	565	512	85.3
Kadin Semonza	4	99	10	480	490	122.5
Rico Barfield	9	25	96	0	96	10.7
Charlie Spegal	9	11	59	0	59	6.6
Vaughn Pemberton	3	11	48	0	48	16.0
Malcolm Gillie	9	4	25	0	25	2.8
Ahmad Edwards	9	2	12	0	12	1.3
Corey Stewart	9	1	-4	0	-4	-0.4
Team	9	0	-3	0	-3	-0.3
<b>Total</b>	<b>9</b>	<b>567</b>	<b>1298</b>	<b>1345</b>	<b>2643</b>	<b>293.7</b>
<b>Opponents</b>	<b>9</b>	<b>579</b>	<b>1090</b>	<b>2072</b>	<b>3162</b>	<b>351.3</b>

Punting

Player	no.	yds	avg	lg	tb	fc	i20	50+	blk
Lucas Borrow	47	1980	42.1	65	3	9	19	8	0
Team	1	46	46.0	0	0	0	0	0	1
<b>Total</b>	<b>48</b>	<b>2026</b>	<b>42.2</b>	<b>65</b>	<b>3</b>	<b>9</b>	<b>19</b>	<b>8</b>	<b>1</b>
<b>Opponents</b>	<b>35</b>	<b>1445</b>	<b>41.3</b>	<b>70</b>	<b>3</b>	<b>12</b>	<b>11</b>	<b>6</b>	<b>0</b>

Kickoffs

Player	no.	yds	avg	tb	ob	retn	net	ydln
Jack Drake	35	1969	56.3	11	1			
<b>Total</b>	<b>35</b>	<b>1969</b>	<b>56.3</b>	<b>11</b>	<b>1</b>	<b>23</b>	<b>33.1</b>	<b>31</b>
<b>Opponents</b>	<b>51</b>	<b>3100</b>	<b>60.8</b>	<b>26</b>	<b>1</b>	<b>21</b>	<b>39.2</b>	<b>25</b>



2023-24 Ball St. Football  
Individual Statistics  
All games

All Purpose

Player	g	rush	rcv	pr	kr	ir	total	avg/g
Marquez Cooper	9	674	132	0	0	0	806	89.6
Kiael Kelly	9	434	39	0	0	0	473	52.6
Malcolm Gillie	9	25	81	0	276	0	382	42.4
Qian Magwood	9	0	309	5	0	0	314	34.9
Ahmad Edwards	9	12	250	0	0	0	262	29.1
Tanner Koziol	9	0	247	0	0	0	247	27.4
Rico Barfield	9	96	88	0	0	0	184	20.4
Ty Robinson	2	0	111	0	0	0	111	55.5
Nick Munson	9	0	21	-11	78	0	88	9.8
Charlie Spegal	9	59	0	0	14	0	73	8.1
Vaughn Pemberton	3	48	9	0	0	0	57	19.0
Aljareek Malry	9	0	0	0	0	45	45	5.0
Nick Presley	9	0	24	0	0	0	24	2.7
Maximus Webster	9	0	10	0	13	0	23	2.6
Christian Abney	4	0	16	0	0	0	16	4.0
Kadin Semonza	4	10	0	0	0	0	10	2.5
Justin Morris	9	0	8	0	0	0	8	0.9
Tyler Potts	7	0	0	0	0	6	6	0.9
Corey Stewart	9	-4	0	0	0	0	-4	-0.4
Layne Hatcher	6	-53	0	0	0	0	-53	-8.8
Team	9	-3	0	0	0	0	-3	-0.3
<b>Total</b>	<b>9</b>	<b>1298</b>	<b>1345</b>	<b>-6</b>	<b>381</b>	<b>51</b>	<b>3069</b>	<b>341.0</b>
<b>Opponents</b>	<b>9</b>	<b>1090</b>	<b>2072</b>	<b>233</b>	<b>565</b>	<b>6</b>	<b>3966</b>	<b>440.7</b>



2023-24 Ball St. Football  
Overall Defense Statistics  
All games

Team Defense

##	Player	gp	Tackles				sacks	Pass defense			Fumbles		blkd	
			ua	a	tot	tfl/yds		no-yds	int-yds	brup	qbh	fr-yds	ff	kick
9	Keionte Newson	9	35	30	65	4.5-11	1.5-6	.	2	1	1-66	1	.	.
40	Cole Pearce	9	34	26	60	8.5-31	3-22	.	2	5	.	2	.	.
3	Jordan Riley	9	31	20	51	3-8	.	.	6	.	.	.	.	.
8	Sidney Houston	9	28	19	47	12-55	5.5-41	.	.	4	.	1	.	.
1	Aljareek Malry	9	25	19	44	3-5	.	1-45	1	.	.	.	.	.
2	Mikhari Sibblis	9	12	17	29	3-11	1.5-8	.	.	1	.	.	.	.
12	Thailand Baldwin	9	20	4	24	.	.	.	2	1	1-0	.	.	.
23	Loren Strickland	9	18	6	24	1.5-12	1-11	.	.	.	.	1	.	.
4	Tyler Potts	7	14	7	21	1-5	.	2-6	3	.	.	.	.	.
94	Jack Sape	9	7	13	20	3.5-16	2-11	.	.	4	.	.	.	.
26	Jordan Coleman	9	11	9	20	1-1	.	.	2	.	.	.	.	.
11	Damion Charity	8	13	5	18	1-5	.	.	1	.	.	.	.	.
17	James Makszin	9	2	15	17	1.5-8	0.5-5	.	.	1	.	.	.	.
21	Joey Stemler	8	5	11	16	.	.	.	.	.	.	.	.	.
6	Tavion Woodard	8	5	11	16	3-19	2-19	.	.	1	.	.	.	.
22	Jack Beebe	9	8	3	11	1-5	.	.	.	.	.	.	.	.
10	Jahmad Harmon	6	8	2	10	.	.	.	.	.	.	.	.	.
5	Kyron Mims	8	4	6	10	.	.	.	1	.	.	.	.	.
97	John Harris	9	5	3	8	0.5-2	.	.	.	.	.	.	.	.
47	Drew Hughes	8	1	6	7	1.5-3	.	.	.	.	.	.	.	.
54	Kyle King	8	2	5	7	.	.	.	.	1	.	.	.	.
13	Brandon Berger	8	3	3	6	1-3	.	.	.	.	.	.	.	.
33	DD Snyder II	5	2	3	5	.	.	.	.	.	.	.	.	.
14	Marion Ponds	6	3	1	4	.	.	.	.	.	.	.	.	.
32	Clayton Coll	1	1	3	4	.	.	.	.	.	.	.	.	.
18	Jackson Wiegold	9	.	4	4	0.5-0	.	.	.	.	.	.	.	.
55	Dalton Elrod	9	2	1	3	.	.	.	.	.	1-0	.	.	.
43	Danny Royster	6	1	1	2	1-10	1-10	.	.	.	.	.	.	.
28	Blair Schonhorst	5	2	.	2	.	.	.	.	.	.	.	.	.
30	Caden Johnson	9	2	.	2	.	.	.	.	.	.	.	.	.
0	Nick Munson	9	2	.	2	.	.	.	.	.	.	.	.	.
88	Tanner Koziol	9	2	.	2	.	.	.	.	.	.	.	.	.
49	Jack Drake	9	1	1	2	.	.	.	.	.	.	.	.	.
34	Brayden Evans	5	1	1	2	.	.	.	.	.	.	.	.	.
39	Nate Pedraza	6	1	.	1	.	.	.	.	.	.	.	.	.
99	Dakari Frazier	9	.	1	1	.	.	.	.	.	.	.	.	.
53	Tucker Dunn	9	.	1	1	.	.	.	.	.	.	.	.	.
44	Maximus Webster	9	1	.	1	.	.	.	.	.	.	.	.	.
3	Layne Hatcher	6	.	1	1	.	.	.	.	.	.	.	.	.
16	AJ Taylor	3	1	.	1	.	.	.	.	.	.	.	.	.
21	Dahya Patel	5	.	1	1	.	.	.	.	.	.	.	.	.



2023-24 Ball St. Football  
Overall Defense Statistics  
All games

##	Player	gp	Tackles				Sacks	Pass defense			Fumbles		blkd	
			ua	a	tot	tfl/yds		no-yds	int-yds	brup	qbh	fr-yds	ff	kick
57	Nathan Reichert	8	.	1	1	.	.	.	.	.	.	.	.	.
2	Ty Robinson	2	1	.	1	.	.	.	.	.	.	.	.	.
15	Marquez Cooper	9	1	.	1	.	.	.	.	.	.	.	.	.
<b>Totals</b>		<b>9</b>	<b>315</b>	<b>260</b>	<b>575</b>	<b>52-210</b>	<b>18-133</b>	<b>3-51</b>	<b>20</b>	<b>19</b>	<b>3-66</b>	<b>5</b>	<b>0</b>	<b>0</b>
Opponents		9	319	280	599	62-248	24-163	7-6	23	19	7-72	7	2	0