

BALL STATE

FOOTBALL 2020

5 MAC CHAMPIONSHIPS • 3 MAC WEST DIVISION TITLES • 9 BOWL APPEARANCES

BALL STATE 0-0 | CARDINALS

Home: 0-0 | Away: 0-0 | Streak: Won 1
Head Coach: Mike Neu (5th year)



at



MIAMI REDHAWKS | 0-0

Home: 0-0 | Away: 0-0 | Streak: Lost 1
Head Coach: Chuck Martin (7th year)

Game 1 | Wednesday, Nov. 4 | Kickoff: 7:02 p.m. | Site: Yager Stadium, Oxford, Ohio (capacity: 24,286)

LIVE COVERAGE

Watch

CBS Sports Network

John Sadak, Ross Tucker

Listen

WLBC 104.1 FM (Ball State Radio Network)

Joel Godett, Rich Spisak, Jack McMullen

Social

@BallStateFB, @BallStateSports

#ChirpChirp, #WeFly, #DOB, #MAAction

Storylines

► Ball State is kicking off its 96th season of football and its fifth under head coach **Mike Neu** who quarterbacked the Cardinals to the Mid-American Conference championship in 1993 as the league's player of the year.

► The MAC Council of Presidents, on the recommendation of the Medical Advisory Panel, voted unanimously on Sept. 25 to resume the fall season. The season was originally postponed on Aug. 8 -- just three days into Ball State's fall camp -- because of concerns surrounding the COVID-19 pandemic. The Cardinals' six opponents in the revised, conference-only schedule include their five fellow West Division teams and Miami.

► Ball State visits Miami to open the 2020 campaign after the teams closed the 2019 regular season against each other in Muncie. The Cardinals won that matchup 41-27 to claim the Red Bird Rivalry trophy for the first time since its inception in 2017. Miami went on to defeat Central Michigan the next week in the MAC Championship Game.

► The Cardinals return 45 letterwinners and 15 position starters from a team that finished 5-7 (4-4 MAC). Of its 10 All-MAC selections (the most since 2013), BSU returns six -- OL **Curtis Blackwell**, WR **Justin Hall**, RB **Caleb Huntley**, CB **Antonio Phillips**, ILB **Jaylin Thomas** and CB **Amechi Uzodinma II**.

► Ball State's offense led the MAC in both scoring (34.8 ppg) and total offense (463 ypg) last fall. In 2020, the Cardinals' roster features the nation's active career receptions leader in **Justin Hall** (208), the MAC's second-leading active rusher **Caleb Huntley** (2,465 yards) and the league's top returning passer in **Drew Plitt** (243.2 ypg in 2019).

► Ball State faces a Miami team beginning its title defense with 10 returning offensive starters from an 8-6 (6-2 MAC) campaign, including reigning league Freshman of the Year Brett Gabbert at QB. The RedHawks return seven defensive starters after leading the MAC in pass defense (175.9 ypg) last year while ranking second in scoring defense (22.5 ppg) and third in total defense (352.9 ypg).

SCHEDULE & RESULTS

NOVEMBER

4	Wed.	at Miami*	CBSSN	7pm
11	Wed.	EASTERN MICH.*	CBSSN	7pm
18	Wed.	NORTHERN ILL.*	TBA+	7pm
28	Sat.	at Toledo*	TBA+	TBA

DECEMBER

5	Sat.	at Central Mich.*	TBA+	TBA
12	Sat.	WESTERN MICH.*	TBA+	TBA
18	Fri.	MAC Championship^	TBA+	TBA

* indicates MAC game; ^ championship game at Ford Field in Detroit;
+ All games to appear on CBS Sports Network or an ESPN platform
Home games in **BOLD CAPS**; all times Eastern

BALL STATE COACHES

Mike Neu , Head Coach (5th yr.)	Field
Patrick Dougherty , Asst. HC, STs/TEs (8th yr.)	Field
Kevin Lynch , OC, RBs (5th yr.)	Field
Tyler Stockton , DC/ILBs (2nd yr.)	Field
Alex Bailey , WRs (6th yr.)	Field
Cory Connolly , OLBs (6th yr.)	Booth
Mike Dietzel , DBs (Safeties) (2nd yr.)	Field
Joey Hecklinski , QBs (2nd yr.)	Booth
Colin Johnson , OL (2nd yr.)	Field
Keith McKenzie , DL (5th yr.)	Field
Josh Zidenberg , Pass Gm. Coord./DBs (1st yr.)	Booth

By the Numbers

11

College graduates on the 2020 Ball State roster (*complete list on p. 4*)

36

Consecutive games with a catch for WR **Justin Hall**, tied for the longest streak in the country.

19

Projected upperclass starters on the initial BSU depth chart

84

Combined career starts for the BSU secondary, led by SAF **Bryce Cosby** (35).

Weekly Schedule

THURSDAY	FRIDAY	SATURDAY	SUNDAY	MONDAY	TUESDAY	WEDNESDAY
PRACTICE (closed)	OFF 11 a.m. Weekly media Zoom session with Coach Neu and select players	PRACTICE (closed)	PRACTICE (closed)	PRACTICE (closed) 10:45 a.m. Player interviews via phone or Zoom, if requested 5 p.m. Weekly radio show (102.9 FM/1340 AM)	OFF Election Day	GAME 1 at Miami 7 p.m. CBS Sports Network Head coach Mike Neu and select players available post-game via Zoom.

Media Contacts

Tyson Mathews . . . Asst. Dir. (Communications)

Email temathews@bsu.edu
Phone 765-285-8227 (O)
765-716-7235 (C)

Josh Ratray Asst. Dir. (Communications)

Email jmratray@bsu.edu
Phone 765-285-7841 (O)
919-605-2445 (C)

University Information

Location Muncie, Ind. 47306
Enrollment/Founded 22,541/1918
President Geoffrey Mearns
Director of Athletics Beth Goetz
Colors Cardinal (200) and White
Home Facility Scheumann Stadium
Surface Field Turf
Football History 2020 is the 96th team
First Season in Stadium 1967
Capacity 22,500
Conference Mid-American (West Division)
Ticket Office 765-285-1474
or 1.888.BSU.TICKET

Football Information

2019 Record (MAC) 5-7 (4-4)
2019 Home/Road/Neutral 3-3/2-3/0-1
2019 Bowl n/a
2019 Letterwinners Returning 45
. (20 offense, 23 defense, 2 specialists)
2019 Letterwinners Lost 17
. (9 offense, 6 defense, 2 specialists)
2019 Starters Returning 16
. (7 offense, 7 defense, 2 specialists)
2019 Starters Lost 9
. (4 offense, 4 defense, 1 specialist)
Offensive Sets Up-tempo pro style
Defensive Sets 3-4

collegepressbox.com
SINCE 2005 EVERYTHING BUT THE PRE-GAME MEAL

CollegePressBox.com is the official media website for Division I football. Access and download weekly game notes, quotes, statistics, media guides, headshots, logos and more for each conference and its member schools. Register for access at collegepressbox.com/register.

Media Guidelines

Practice Coverage

Ball State's practices are closed to the public this fall because of COVID-19 protocols.

Media Availability

For the first three weeks of the season while Ball State is playing Wednesday games, head coach Mike Neu and select players will be available for a media Zoom session the preceding Friday at 11 a.m. Media members on the Ball State football distribution list will receive the appropriate Zoom link via email each week.

Efforts will be made to accommodate additional requests virtually or over the phone as they arise. Generally, all players and coaches are available for interviews to accredited media sources. Requests for such interviews must be directed to Tyson Mathews in the Athletic Communications office at least 24 hours in advance.

Game Coverage

Press box space at Scheumann Stadium will be limited this fall because of protocols surrounding the COVID-19 pandemic. Submit all credential requests to Tyson Mathews (temathews@bsu.edu).

Post-game press conferences featuring head coach Mike Neu and select players will be conducted via Zoom. A link to the Zoom session will be made available to media members via email.

Weekly Radio Show

Coach Mike Neu will join play-by-play voice Joel Godett every Monday for "Monday Night with the Red & White." The show will air live on Muncie's Sports Station 102.9 FM/1340 AM from 5 to 6 p.m.

Social Media

Ball State Athletic Communications is making a continued effort in 2020-21 to utilize social media outlets as another way of sharing information with our fans and those who cover our programs.

Twitter: @BallStateSports
. @BallStateFB
. @BSUCoachNeu

Instagram: BallStateSports
. BallStateFB

Facebook: BallStateSports
. BallStateFootball

Snapchat: BallStateFootball

Visiting Radio Note

The Ball State visiting radio booth has POTS and Ethernet lines available for your broadcast.



Scheumann Stadium

SERIES NOTES

► Ball State and Miami were granted rivalry status by the MAC in 2017. The cross-division foes play each year for the Red Bird Rivalry trophy. BSU has been known as the Cardinals since 1927, while Miami adopted the RedHawks moniker in 1997. The series dates back to 1931 but really heated up in the 1970s when BSU joined the MAC.

► Ball State snapped a three-game Miami winning streak in the series last year to claim the Red Bird Rivalry trophy for the first time. The Cardinals had won three straight in the series before the RedHawks' streak.

► The teams have met in the regular season finale in each of the past five seasons. They were originally scheduled to meet in the Cardinals' ninth game of 2020 (Oct. 31) before the reworking of the schedule because of the COVID-19 pandemic.

► QB **Drew Plitt** will be making his 19th career start and his fourth against Miami. Plitt started the 2017 and 2018 games because of injuries up the depth chart. Last season, his first as the full-time starter, Plitt threw three touchdowns in the BSU victory.

► Ball State and Miami have opened a season against each other seven times previously (*noted in bold italics in the right column*) but not since 2007. The RedHawks hold a 4-2-1 advantage in those meetings, but both Cardinals wins were memorable.

The 1978 game pitted the previous two MAC champions and the teams picked to finish first (Miami) and second (BSU) in the preseason. BSU rolled to a 38-14 win in Muncie behind four total touchdowns from quarterback Dave Wilson on the way to an 8-0 MAC record and a league title.

In the 1995 opener in Oxford, Brent Locklear kicked the go-ahead field goal with 1:55 left and Ball State survived a Miami field goal attempt off the right upright with 3 seconds left for a 17-15 victory.

2019 STATISTICAL COMPARISON

BALL STATE	STATISTIC	MIAMI
34.8 (18)	Scoring Offense	24.1
31.4	Scoring Defense	28.1
219.4 (22)	Rushing Offense	130.9
243.6	Passing Offense	178.2
463.0 (16)	Total Offense	309.1
179.6	Rushing Defense	172.7
245.1	Passing Defense (40)	209.2
424.7	Total Defense	381.9
8.1 (46)	Punt Return Average (12)	13.6
22.6 (33)	Kick Return Average	21.5
30:16	Time of Possession Avg.	28:04
71/172 (41.3%) (50)	3rd Down Conversions	67/201 (33.3%)
31/49 (63.3%)	Red Zone Touchdowns	24/46 (52.2%)

notable 2019 national statistical rankings in italics

THE LAST MEETING

MIAMI	7	20	0	0	-	27
BALL STATE	7	7	6	21	-	41

Nov. 29, 2019 | Muncie, Ind. | Scheumann Stadium | 7,155

Ball State capped the 2019 season with a 41-27 victory over Miami, coming from 17 points down to win the Red Bird Rivalry trophy and outscoring the eventual MAC champion RedHawks 27-0 in the second half ... The Cardinals outgained Miami 578-275 and limited the RedHawks to just 79 yards and one first down after halftime ... Drew Plitt threw for 317 yards and three touchdowns, two of them to Yo'Heinz Tyler, and Caleb Huntley ran for 134 yards and three scores ... Amechi Uzodinma II sealed the win with two fourth-quarter interceptions. Two of Miami's touchdowns came from blocked punts, one returned for a score and another that set up another touchdown.

Team Statistics	MIA	BSU
First Downs	10	30
Rush Yds	107	261
Pass Yds	168	317
Passing	10-19-2	26-40-0
Total Offense	275	578
Fumbles-Lost	0-0	2-1
Penalties-Yds	1-10	3-30
Punts (Avg)	3-43.0	4-19.5
TOP	21:08	38:52
3rd Downs	2-11	11-20
4th Downs	0-2	3-4
Red Zone	3-3	3-3
Sacks (Yards)	3-18	0-0

Qtr	Time	Team	Scoring Play	Drive	Score
1	9:53	MIA	Bester 16 yd run (Sloman kick)	7-87 (2:54)	0-7
1	4:50	BSU	Huntley 3 yd run (Rimmiller kick)	11-75 (5:03)	7-7
2	13:41	MIA	Sloman 32 yd FG	14-57 (6:02)	7-10
2	12:09	MIA	Sorenson 10 yd pass from Gabbert (Sloman kick)	1-10 (0:05)	7-17
2	10:41	MIA	Phelps 32 yd block punt return (Sloman kick)	--	7-24
2	4:34	BSU	Hall 7 yd pass from Plitt (Rimmiller kick)	14-75 (6:07)	14-24
2	2:17	MIA	Sloman 50 yd FG	5-51 (2:11)	14-27
3	6:53	BSU	Tyler 40 yd pass from Plitt (kick failed)	10-92 (3:38)	20-27
4	14:54	BSU	Huntley 5 yd run (Rimmiller kick)	12-80 (5:03)	27-27
4	9:25	BSU	Tyler 40 yd pass from Plitt (Rimmiller kick)	4-62 (1:42)	34-27
4	7:20	BSU	Huntley 30 yd run (Rimmiller kick)	1-30 (0:06)	41-27

Miami Leaders

Rushing	Att	Yds	TD	Long
Bester	15	59	1	16
Shelton	8	20	0	6

Passing	C-A-I	Yds	TD	Long
Gabbert	6-8-0	116	1	43
Williamson	4-11-2	52	0	45

Receiving	Rec	Yds	TD	Long
Sorenson	4	76	1	43
Maye	1	45	0	45
Mayock	1	31	0	31

Tackles: Burse 14 (1 FF), Rugamba 11, McWood 9 (2 PBU), Weatherford 7 (1 FR, 2 PBU), Sharpe 7 (2.5 TFL), Coston 7 (1.5 TFL, 1 FF)

BSU Leaders

Rushing	Att	Yds	TD	Long
Huntley	24	134	3	30
Plitt	12	62	0	21
Fletcher	16	62	0	13

Passing	C-A-I	Yds	TD	Long
Plitt	26-40-0	317	3	40

Receiving	Rec	Yds	TD	Long
Tyler	3	88	2	40
Davis	5	55	0	26
Miller	4	52	0	19
Hall	6	43	1	11

Tackles: Thomas 9 (1.5 TFL), Albright 6 (0.5 TFL), Williams 4 (1 TFL), White 4, Uzodinma 3 (2 INT)

ALL-TIME VS. MIAMI

34TH MEETING


Overall:	Miami leads, 19-13-1
at BSU:	Miami leads, 8-7
at Miami:	Miami leads, 11-6-1
Streak:	BSU, 1 win

SERIES RESULTS

Date	Site	Winner	Score
10/3/31	A	Miami	6-47
9/21/40	A	Tie	0-0
9/27/75	A	Miami	28-35
9/18/76	A	BSU	23-6
9/9/78	H	BSU	38-14
9/8/79	A	Miami	3-27
9/27/80	H	Miami	9-42
9/14/85	H	Miami	13-17
9/6/86	A	Miami	7-45
10/3/87	A	Miami	20-30
10/1/88	H	BSU	45-14
10/7/89	H	BSU	37-9
10/6/90	A	Miami	10-24
8/31/91	A	Miami	7-15
9/26/92	H	BSU	19-9
11/6/93	H	BSU	21-0
11/5/94	A	Miami	21-24
8/31/95	A	BSU	17-15
9/7/96	H	Miami	6-16
8/30/97	A	Miami	10-27
10/17/98	H	Miami	17-28
10/7/00	A	BSU	15-10
9/29/01	H	Miami	20-28
10/18/03	H	Miami	3-49
10/28/06	A	BSU	20-17
8/30/07	H	Miami	13-14
11/11/08	A	BSU	31-16
11/23/12	A	BSU	31-24
11/29/13	H	BSU	55-14
11/22/16	A	Miami	20-21
11/21/17	H	Miami	7-28
11/20/18	A	Miami	21-42
11/19/19	H	BSU	41-27

Season openers in bold italics:

1940, 1978, 1979, 1991, 1995, 1997, 2007



BSU celebrates with the Red Bird Rivalry trophy last year in Muncie.

OH, SO CLOSE

► In three of Ball State's four MAC losses last fall -- at Western Michigan, vs. Central Michigan and at Kent State -- the Cardinals' opponent scored the go-ahead points with 1:05 or less remaining. BSU lost those three games by a combined eight points, spoiling hopes for a West Division title the Cardinals held midway through the league schedule.

PLITT RETURNS AS ESTABLISHED QB

► QB **Drew Plitt** enters his second year as the full-time starter. The former Wing-T quarterback in high school has developed into one of the MAC's top passers.

A Johnny Unitas Golden Arm and Manning Award candidate, Plitt ranked second in the MAC in passing yards per game (243.2) and fourth in total offense average (257.4) in 2019.

Plitt, the team's fourth-string QB as a redshirt freshman in 2017, was forced into action with three starts that year because of injuries. He was the backup in 2018, again starting three games, before taking over the reins full time in 2019 and directing the MAC's top offense.

CORNERING THE MARKET ON PICKS

► Returning CB starters **Amechi Uzodinma II** (5) and **Antonio Phillips** (4) combined for nine interceptions last year, the most of any duo in the MAC. Uzodinma's total led the league.

Both players were named to the watch list for this year's Jim Thorpe Award, given annually to the nation's top defensive back. Phillips is also a candidate for a pair of national defensive player of the year awards, the Bronko Nagurski Trophy and the Chuck Bednarik Award.

ADDING TO AN ALREADY VETERAN DEFENSE

► BSU welcomed three all-league graduate transfers on defense over the summer.

DL **Chris Agyemang** joined the Cardinals from FCS Sacred Heart where he was a two-time All-NEC First Team selection. He was accomplished enough to earn a spot on Phil Steele's Preseason All-MAC Third Team without having played a down in the league.

SAF **J.T. Wahee** was a two-time All-MEAC corner at FCS Norfolk State, and OLB **Anthony Ekpe** was an honorable mention All-Conference USA selection at Rice.

EXTRA YEAR OF ELIGIBILITY

► Three Ball State players who missed most or all of last season were granted an extra year of eligibility by the NCAA. ILB **Brandon Martin** and CB **Isaac James**, who has since moved to receiver, suffered season-ending injuries in the 2019 opener against Indiana. S **Myles Hannah** did not play any games last year. All three are healthy and ready to play in 2020.

OPPORTUNISTIC DEFENSE

► Ball State led the MAC and ranked 15th nationally with 24 takeaways (15 interceptions, 9 fumble recoveries) in 2019. The 15 INTs were the most by a BSU team since 2010 (17). OLB **Jordan Williams'** 60-yard fumble return for a score versus FAU was BSU's first defensive TD since 2014.

The Cardinals finished +8 in turnover margin a year ago, tied with Western Michigan and Buffalo for the best mark in the league.

BSU RECORD WHEN (2019) ...

Scoring first	1-1
Opponent scores first	4-6
Scoring 30 or more points	3-4
Scoring fewer than 30 points	2-3

Leading at the half	2-2
Trailing at the half	3-5
Tied at the half	0-0
Leading after three quarters	2-1
Trailing after three quarters	2-6
Tied after three quarters	1-0

Outrushing the opponent	5-3
Outpassing the opponent	3-2

Rushing 30 or more times	5-7
Rushing 40 or more times	4-4
Passing 30 or more times	3-3
Passing 40 or more times	2-2

Leading in time of possession	4-3
Trailing in time of possession	1-3
Time of possession is even	0-1

Winning in turnover margin	5-3
Losing in turnover margin	0-2
Tied in turnover margin	0-2

With a 100-yard rusher	4-4
With a 300-yard passer	2-2
With a 100-yard receiver	2-0

With an opposing 100-yard rusher	1-4
With an opposing 300-yard passer	0-4
With an opposing 100-yard receiver	0-3

Winning the coin toss	1-3
Losing the coin toss	4-4
Electing to receive	1-2
Electing to defer	0-1
Receiving the ball first	4-5
Opponent receiving ball first	1-2

MAC STANDINGS (2019)**EAST DIVISION**

Team	MAC	Overall	Streak
Miami*	6-2	8-6	L1
Ohio	5-3	7-6	W3
Kent State	5-3	7-6	W4
Buffalo	5-3	8-5	W3
Bowling Green	2-6	3-9	L3
Akron	0-8	0-12	L12

WEST DIVISION

Team	MAC	Overall	Streak
Central Mich.	6-2	8-6	L2
Western Mich.	5-3	7-6	L2
Ball State	4-4	5-7	W1
Northern Ill.	4-4	5-7	W1
Toledo	3-5	6-6	L3
Eastern Mich.	3-5	6-7	L2

* MAC champion

THE GRAD LIST

Ball State has 11 players on its 2020 roster who have already graduated and are working toward master's degrees, including seven in BSU's MBA program ...

Graduate	Undergraduate Degree	Master's Program
Chris Agyemang	Health Science (Sacred Heart)	MBA
Antwan Davis	Public Communications	Athletic Coaching Education
Anthony Ekpe	Sport Management (Rice)	MBA
Isaac James-Gray	Human Biology (Indiana)	MBA (Entrepreneurship)
Dylan Koch	Marketing	Information & Communication Sciences
Drew Plitt	Accounting	MBA (Finance)
Cody Rudy	Sport Administration	TBD
Kaleb Slaven	Business Administration	MBA
Nathan Snyder	Marketing	MBA (Finance)
Anthony Todd	Business Administration	MBA
J.T. Wahee	Sociology	Athletic Coaching Education

HALL LEADS ALL

► Senior WR **Justin Hall** leads all active FBS players in career receptions with 208. He has recorded at least one catch in 36 straight games (every game of his career), tied for the longest active streak in the country with TCU's JD Spielman (TCU plays Saturday at Baylor).

Hall, who led the Cardinals in receptions (61) and receiving yards (684) last season, is 36 catches shy of the school record for career receptions (244) set by KeVonn Mabon from 2012-16. (BSU career lists on p. 7).

FBS Active Leaders in Career Receptions

1. Justin Hall, Ball State	208
2. Jaelon Darden, North Texas	202
3. Tyler Vaughns, Southern California	189
4. Isaiah Hodgins, Oregon State	176
5. JD Spielman, Nebraska/TCU	175

Most Consecutive Games with a Reception (Active FBS)

1. Justin Hall, Ball State	36^A
JD Spielman, Nebraska/TCU	36 ^A
3. CT Thomas, Boise State	31
4. Jake Ferguson, Wisconsin	28 ^A
Marquez Stevenson, Houston	28
Austin Trammell, Rice	28

^Acovers every game played in career

HUNTLEY AMONG MAC'S ACTIVE LEADERS

► Senior RB **Caleb Huntley** ranks second among all active MAC players in career rushing yards. He is one of four active rushers in the league with at least 2,000 career yards.

Huntley, who surpassed 100 yards rushing in seven of eight MAC games last season, topped 1,000 yards in a season in both 2017 and 2019.

MAC Active Leaders in Career Rushing Yards

1. Jaret Patterson, Jr., Buffalo	2,812
2. Caleb Huntley, Sr., Ball State	2,465
3. Bryant Koback, Jr., Toledo	2,104
4. Shakif Seymour, Sr., Toledo	2,008
5. Kevin Marks, Jr., Buffalo	1,880

ALBRIGHT THE DISRUPTER

► Senior OLB **Christian Albright**'s 22.5 career tackles for loss rank second among active MAC players. His seven career forced fumbles are tied for fifth-most among active FBS players.

MAC Active Leaders in Career Tackles for Loss

1. Ali Fayad, Western Michigan	32.5
2. Christian Albright, Ball State	22.5
3. Ralph Holley, Western Michigan	20.0

FBS Active Leaders in Forced Fumbles

1. Paddy Fisher, Northwestern	10
2. Ben Deluca, Charlotte	9
3. Ali Fayad, Western Michigan	8
Jake Hansen, Illinois	8
5. Christian Albright, Ball State	7

Four others tied for fifth with seven

NOTEWORTHY COORDINATORS

► **Kevin Lynch** was elevated to offensive coordinator in the offseason, taking over for his brother and former Ball State QB Joey who left after 11 years (6 as OC) to become offensive coordinator at Colorado State.

Kevin is the third member of his family to serve as the Cardinals' offensive coordinator. His father Bill, later the BSU head coach, was OC in the early 90's. Additionally, Kevin and Joey's brother Billy, himself a former BSU wide receiver, was an offensive coordinator at Rice.

Lynch Family as BSU Offensive Coordinator

Bill Lynch*	1990-92
Joey Lynch	2014-19
Kevin Lynch	1st year in 2020

*BSU head coach 1995-2002

► Lynch also remains running backs coach, a role he has filled since joining the staff in 2016, and is one of nine current FBS offensive coordinators to also coach running backs.

RB Coaches as Offensive Coordinators (FBS)

Tim Albin	Ohio
Ryan Aplin	Western Kentucky (co-OC)
Tony Elliott	Clemson
Eddie Gran	Kentucky
Newland Isaac	Coastal Carolina (co-OC)
Kevin Lynch	Ball State
Chad Scott	West Virginia (co-OC)
Brian Smith	Washington State
Anthony Tucker	UCF (co-OC)

► Meanwhile, **Tyler Stockton** takes over as solo defensive coordinator after serving as co-coordinator last season. At 30 years old, Stockton is the second-youngest DC at the FBS level and one of only eight coordinators (offensive or defensive) age 30 or younger at the start of the season (Lynch is not much older at 33).

Youngest Coordinators (FBS)

	Age
Charlie Weis Jr., South Florida (OC)	27
Tommy Rees, Notre Dame (OC)	28
Matt Feeney, Akron (DC)	28
Clint Trickett, Florida Atlantic (Co-OC)	29
Kenny Dillingham, Florida State (OC)	30
Ryan Alpin, Western Kentucky (Co-OC)	30
Tyler Stockton, Ball State (DC)	30
Patrick Toney, Louisiana-Lafayette (DC)	30

NEW COACHING FACES

• Two new full time assistant coaches are on this year's staff – **Joey Hecklinski** (QBs) and **Josh Zidenberg** (Passing Game Coordinator/DBs). Hecklinski was a graduate assistant for the Cardinals last fall. Zidenberg worked with defensive coordinator **Tyler Stockton** at Western Illinois in 2018. He was the special teams coordinator/safeties coach at William & Mary in 2019.

INDIVIDUAL HONORS**WATCH LISTS****Caleb Huntley, Sr., RB**

- Doak Walker Award (top RB)
- Maxwell Award (POY)

Brandon Martin, R. Jr., ILB

- Wuerffel Trophy (Service)

Antonio Phillips, Sr., CB

- Bronko Nagurski Trophy (DPOY)
- Chuck Bednarik Award (DPOY)
- Jim Thorpe Award (top DB)

Drew Plitt, R-Sr., QB

- Johnny Unitas Golden Arm (top QB)
- Manning Award (top QB)

Amechi Uzodinma II, Jr. CB

- Jim Thorpe Award (top DB)

PRESEASON ALL-MAC (PUBLICATIONS)

In parentheses, publication (Athon or Phil Steele) and team designation

- Chris Agyemang, Gr., DL (Steele 3rd)
- Christian Albright, Sr., OLB (Athlon 4th, Steele 3rd)
- Curtis Blackwell, Sr., OL (Athlon 2nd, Steele 2nd)
- Bryce Cosby, Sr., S (Athlon 4th)
- Joseph Greenwood, Sr., LS (Steele 3rd)
- Justin Hall, Sr., WR (Athlon 1st, Steele 2nd)
- Caleb Huntley, Sr., RB (Athlon 1st, Steele 1st)
- Antonio Phillips, Sr., CB (Athlon 1st, Steele 1st)
- Drew Plitt, R-Sr., QB (Athlon 2nd, Steele 2nd)
- Kaleb Slaven, R-Sr., OL (Athlon 3rd, Steele 4th)
- Jaylin Thomas, R-Sr., ILB (Athlon 1st, Steele 1st)
- Amechi Uzodinma II, Jr., CB (Athlon 2nd, Steele 1st)

MAC Championships

1976, 1978, 1989, 1993, 1996

MAC West Division Titles

2001, 2007, 2008

Bowl Appearances

1965, 1967, 1989, 1993, 1996, 2007, 2008, 2012, 2013

OFFENSIVE LINE ADJUSTMENTS

» Senior RT **Curtis Blackwell** (30) and redshirt senior LT **Kaleb Slaven** (22) have combined for 52 of the returning 57 starts among the projected BSU starting offensive line.

Blackwell is sliding over from right guard to fill the spot left by fifth-round Indianapolis Colts draft pick Danny Pinter, while redshirt senior C **Anthony Todd** takes over for three-year starter Andrew Poenitsch. Redshirt sophomores **Jaylen Turner** and **Joseph Boggs** move into the starting lineup at the guard positions. The backups at each offensive line position are all either true or redshirt freshmen who have not yet taken a snap.

CARDINALS LOOK TO YOUNG KICKERS

» Ball State will look to one of two first-time kickers as the new season begins. The Cardinals lost Ryan Rimmner, who ranked third in the MAC with 15 field goals last year, and kickoff specialist Patrick LeCorre to graduation. Redshirt freshman **Jack Knight** and true freshman **Jacob Lewis** enter the season tied atop the depth chart for both field goals and kickoffs.

LOOKING TO PROTECT THE TROPHIES

» Ball State plays two trophy games each season, and the Cardinals won them both last year. BSU won the Bronze Stalk from Northern Illinois for the first time since the first year of the trophy in 2008. The Cardinals then defeated Miami for the Red Bird Rivalry trophy for the first time since its inception in 2017. Ball State will have a chance to defend both trophies in the first three weeks.

GETTING IT DONE ON THE GROUND

» Ball State topped the 200-yard mark rushing in seven of its eight MAC games last season and surpassed the 300-yard mark twice -- 374 vs. Toledo and 330 at Kent State.

The Cardinals averaged 266.3 rushing yards in league games, second only to Buffalo (269.9). For the full season, BSU's 219.4 rushing yards per game ranked 22nd nationally.

PRODUCTION TO REPLACE

» From a production standpoint, Ball State must replace two-time All-MAC WR Riley Miller and his 14 career touchdown catches, RB Walter Fletcher who logged more than 1,000 yards from scrimmage last season, and three-time All-MAC KR Malik Dunner who scored touchdowns rushing, receiving and returning last year.

On defense, BSU lost All-MAC First Team ILB Jacob White and his team-leading 117 tackles, SAF Ray Wilborn and his 166 tackles over two seasons, and NT Chris Crumb and his 15 career TFL.

PRO CARDINALS

BSU has six alumni on professional rosters, including three with NFL teams ...

NFL	Yrs Pro	Team (Pos)
Willie Snead IV	6	Baltimore (WR)
Danny Pinter+	1	Indianapolis (OL)
Ray Wilborn	1	Pittsburgh (LB)*

CFL (season canceled)	Yrs Pro	Team (Pos)
Jonathan Newsome^	7	BC (DL)
Jordan Williams-Lambert^	5	Saskatchewan (WR)
Josh Miller	1	Winnipeg (CB)

+2020 Draft (5th round)

*practice squad

^formerly with NFL teams



Willie Snead IV

GAMES STARTED

Offense	Pos	2019	Strk	Tot
Curtis Blackwell	OL	12	22	30
Kaleb Slaven	OL	10	0	22
Justin Hall	WR	5	0	21
Antwan Davis	WR	12	12	18
Drew Plitt	QB	12	15	18
Caleb Huntley	RB	11	7	18
Luke Martin	OL	8	0	10
Cody Rudy	FB	7	0	10
Anthony Todd	OL	3	0	3
Joseph Boggs	OL	2	1	2
Yo'Heinz Tyler	WR	1	0	1
Luke Endsley	WR	0	0	1
Hassan Little	WR	0	0	1

Defense	Pos	2019	Strk	Tot
Bryce Cosby	S	12	23	35
Christian Albright	OLB	12	27	27
Antonio Phillips	CB	11	0	21
Jaylin Thomas	ILB	12	12	21
Amechi Uzodinma II	CB	11	11	15
James Jennette III	DE	12	12	12
Brandon Martin	ILB	0	0	11
Jordan Williams	OLB	11	2	11
Brett Anderson II	S	0	0	10
Jimmy Daw	OLB	1	0	3
Nic Jones	CB	2	2	2
Kendal Kendrick	DE	1	1	1
Tyler 'Red' Potts	CB	1	0	1

LEADERSHIP COUNCIL

Ball State's Leadership Council is selected each year by a player vote. The leadership council serves a critical role as the voice of the team and a sounding board for the coaching staff. This year's Leadership Council includes 14 players:

- » Christian Albright, Sr., OLB
- » Curtis Blackwell, Sr., OL
- » Clayton Coll, So., ILB
- » Bryce Cosby, Sr., S
- » Antwan Davis, Gr., WR
- » Jimmy Daw, R-Jr., ILB
- » Tye Evans, R-So., RB
- » Joseph Greenwood, Sr., LS
- » Caleb Huntley, Sr., RB
- » Brandon Martin, R-Jr., ILB
- » Antonio Phillips, Sr., CB
- » Drew Plitt, R-Sr., QB
- » Cody Rudy, R-Sr., FB
- » Jaylin Thomas, R-Sr., ILB

TOUGH CARDINALS

For three years now, the BSU football program has awarded a select group of nine players the "Tough Cardinal" distinction. These players, chosen by the staff, most exemplify the program's eight pillars of "tough" -- discipline, effort, attitude, passion, competitive toughness, physical toughness, perseverance and influence on others. They earn a "TC" patch to wear on their jerseys.

This year's group features five repeat members from last year and two -- Brandon Martin and Bryce Cosby -- who have earned the distinction in all three years of its existence.

2020 TOUGH CARDINALS (in order)

1. Brandon Martin**, R-Jr., ILB
2. Curtis Blackwell, Sr., OL
3. Bryce Cosby**, Sr., S
4. Drew Plitt*, R-Sr., QB
5. Antonio Phillips, Sr., CB
6. Christian Albright*, Sr., OLB
7. Caleb Huntley, Sr., RB
8. Antwan Davis*, Gr., WR
9. Jaylin Thomas, R-Sr., ILB

*indicates second on list

**indicates third year on list




REMEMBERING MR. SCHEUMANN

►► Ball State lost a distinguished benefactor and former letterwinner with the October passing at age 71 of John Scheumann who, along with his wife June, is the namesake of Scheumann Stadium.

The Scheumanns provided the \$4 million lead gift in the 2005 to "Drive to Distinction: The Ball State Stadium Campaign" for major stadium renovations.

They also provided the lead gift for the Scheumann Family Indoor Practice Facility, scheduled to open in the summer of 2021, and generously contributed to the Fisher Football Training Complex and the original turf field at what is now the Briner Sports Complex.

A defensive back from 1969-70 and co-founder of the Crossmann Communities homebuilding company, Scheumann was honored with the Ball State Distinguished Alumni Award in 1998 and the President's Medal of Distinction in 2010.

**GAINBRIDGE FIELD AT SCHEUMANN STADIUM**

►► Starting with last season, the field inside Scheumann Stadium now bears the Gainbridge logo in recognition of company executive and Ball State alumnus, Dan Towriss, '94. The playing surface is known as Gainbridge Field at Scheumann Stadium.

Towriss provided a generous gift toward the construction of the Scheumann Family Indoor Practice Facility. Gainbridge is a member of Group 1001, an insurance holding company with \$36 billion in combined managed assets and a mission to help investors grow and protect their savings.

SCHEUMANN FAMILY INDOOR PRACTICE FACILITY

►► Ball State broke ground in the spring of 2020 on the Scheumann Family Indoor Practice Facility on the south end of Scheumann Stadium.

The 84,000 square-foot facility will feature a field-turf surface measuring 360 feet by 160 feet and regulation-sized competition field with a ceiling height of 65 feet. Retractable netting, batting cages and storage will provide the necessary amenities for BSU teams to conduct training.

The anticipated opening date for the \$15-million building is Summer 2021.

**BSU CAREER CHARTS****Career Receptions**

1.	244	KeVonn Mabon, 2012-16
2.	238	Dante Ridgeway, 2002-04
3.	223	Willie Snead, 2011-13
4.	213	Briggs Orsbon, 2008-11
5.	208	Justin Hall, 2017-present

Career Receiving Yards

1.	3,030	Dante Ridgeway, 2002-04
2.	2,991	Willie Snead, 2011-13
3.	2,862	KeVonn Mabon, 2012-16
4.	2,778	Dante Love, 2005-08
5.	2,723	Jordan Williams, 2012-15
6.	2,473	Darius Hill, 2005-08
7.	2,256	Deon Chester, 1984-87
8.	2,218	Briggs Orsbon, 2008-11
9.	2,111	Brian Oliver, 1991-94
10.	2,107	Justin Hall, 2017-present

Career Passing Yards

1.	11,402	Keith Wenning, 2010-13
2.	9,233	Nate Davis, 2006-08
3.	7,393	Riley Neal, 2015-18
4.	6,271	Mike Neu, 1990-93
5.	5,902	Talmadge Hill, 2000-03
6.	4,730	David Riley, 1986-89
7.	4,550	Wade Kosakowski, 1985-87
8.	4,356	Drew Plitt, 2017-present
9.	4,292	Joey Lynch, 2003-06
10.	4,256	Brent Baldwin, 1993-96

Career Passing Touchdowns

1.	92	Keith Wenning, 2010-13
2.	74	Nate Davis, 2006-08
3.	46	Riley Neal, 2015-18
4.	44	Talmadge Hille, 2000-03
5.	43	Mike Neu, 1990-93
6.	37	Joey Lynch, 2003-06
7.	36	Dave Wilson, 1976-79
8.	35	Brent Baldwin, 1993-96
9.	33	Drew Plitt, 2017-present
10.	25	David Riley, 1986-89
	25	Willard Rice, 1968-70

Career Rushing Yards

1.	4,558	Jahwan Edwards, 2011-14
2.	4,002	Marcus Merriweather, 1999-2002
3.	3,748	MiQuale Lewis, 2006-10
4.	3,483	Bernie Parmalee, 1987-90
5.	3,080	LeAndre Moore, 1995-98
6.	3,051	Michael Blair, 1993-96
7.	2,806	James Gilbert, 2015-18
8.	2,725	Corey Croom, 1989-92
9.	2,465	Caleb Huntley, 2017-present
10.	2,209	Amos Van Pelt, 1966-68

CHARTING THE OFFENSE

	2019	Career
--	------	--------

100-Yard Rushing Games

Caleb Huntley	7	10
---------------	---	----

300-Yard Passing Games

Drew Plitt	4	5
------------	---	---

100-Yard Receiving Games

Justin Hall	1	4
-------------	---	---

CHARTING THE DEFENSE

	2019	Career
--	------	--------

10+ Tackles Games

Bryce Cosby	3	4
Jaylin Thomas	3	4
Brandon Martin	0	2
Christian Albright	0	1
Brett Anderson II	0	1

Multiple Sack Games

James Jennette	1	1
Jordan Williams	1	1
Jaylin Thomas	0	1

Numerical

No.	Name	Pos.	Ht.	Wt.	Yr.	Hometown (Prev. School)
0	Chris Agyemang	DL	6-4	275	Gr.	Billerica, Mass. (Sacred Heart Univ.)
0	Jalen McGaughy	WR	6-2	217	R-Fr.	Detroit, Mich. (Martin Luther King HS)
1	Antwan Davis	WR	5-11	204	Gr.	St. John, Ind. (Lincoln Univ. (Mo.))
2	Caleb Huntley	RB	5-10	229	Sr.	Atlanta, Ga. (Locust Grove HS)
3	Amechi Uzodinma II	CB	6-0	193	Jr.	Orlando, Fla. (University HS)
4	Trevor Hohlt	WR	5-11	186	R-Jr.	Greenwood, Ind. (Center Grove HS)
5	Bryce Cosby	S	5-10	181	Sr.	Louisville, Ky. (duPont Manual HS)
5	John Paddock	QB	5-11	196	R-So.	Bloomfield Hills, Mich. (Bloomfield Hills HS)
6	Jaylin Thomas	ILB	6-1	235	R-Sr.	Lima, Ohio (Lima Senior HS)
6	Yo'Heinz Tyler	WR	6-3	204	Jr.	New Orleans, La. (Warren Easton HS)
7	Brandon Martin	ILB	6-0	232	R-Jr.	Indianapolis, Ind. (Lawrence North HS)
8	Cody Rudy	FB	5-11	245	R-Sr.	Middletown, Ind. (Shenandoah HS)
9	Christian Albright	OLB	6-2	240	Sr.	Kennesaw, Ga. (North Cobb HS)
9	Drew Plitt	QB	6-2	217	R-Sr.	Loveland, Ohio (Loveland HS)
10	Elliot Charlebois	QB	6-2	200	R-Jr.	Noblesville, Ind. (Carmel HS)
10	Ben Stewart	S	5-10	208	R-Jr.	Indianapolis, Ind. (Boston College)
11	Justin Hall	WR	5-9	186	Sr.	Douglasville, Ga. (Alexander HS)
11	Derin McCulley	CB	6-0	170	R-Fr.	Indianapolis, Ind. (Lawrence North HS)
12	Isaac James-Gray	WR	6-0	192	Gr.	Carmel, Ind. (Indiana Univ.)
12	Mark Nondorf	QB	6-3	208	R-Fr.	Indianapolis, Ind. (Bishop Chatard HS)
13	Qian Magwood	WR	5-11	174	Fr.	Hilltop, Ohio (Walnut Ridge HS)
13	Jordan Williams	OLB	6-4	240	R-Jr.	Champaign, Ill. (Centennial HS)
14	Eddie Schott	QB	6-4	219	R-Fr.	Indianapolis, Ind. (Southport HS)
14	J.T. Wahee	S	6-0	184	Gr.	Norfolk, Va. (Norfolk State Univ.)
15	Lucas Borrow	P	6-0	175	Fr.	Newcastle, NSW, Australia (Cardiff HS)
15	Tyler 'Red' Potts	CB	5-10	182	R-So.	Columbus, Ohio (Pickerington North HS)
16	Cam Gillentine	QB	5-11	195	R-Fr.	Muncie, Ind. (Muncie Central HS)
16	Hassan Littles	WR	5-10	182	Sr.	Lithonia, Ga. (Stephenson HS)
17	Nic Jones	CB	6-0	185	So.	Detroit, Mich. (Southfield A&T HS)
18	Demetrius Murray	S	6-1	189	R-Jr.	Lawrenceville, Ga. (Grayson HS)
19	Connor Grohman	QB	6-1	199	Fr.	Muskego, Wis. (Muskego HS)
20	Myles Hannah	S	5-11	193	R-So.	Stone Mountain, Ga. (Stephenson HS)
20	Donny Marcus	RB	5-10	180	Fr.	Brownsburg, Ind. (Brownsburg HS)
21	Antonio Phillips	CB	6-0	191	Sr.	St. Louis, Mo. (Kirkwood HS)
22	Jack Blanco	S	6-1	196	Jr.	San Diego, Calif. (San Diego Mesa College)
22	Kyrin Perry	RB	5-9	186	R-Fr.	Oswego, Ill. (Aurora Christian HS)
23	Brett Anderson II	S	6-0	190	Sr.	Grand Blanc, Mich. (Grand Blanc HS)
23	Markavun Brownlee	RB	5-11	229	Fr.	Elkhart, Ind. (Elkhart Central HS)
24	Will Jones	RB	5-10	208	R-Jr.	Anderson, Ind. (Lapel HS)
25	Dean Tate	WR	5-8	168	R-So.	Indianapolis, Ind. (Purdue Univ. NW)
26	Ethan Merriweather	CB	6-0	182	R-Jr.	Carmel, Ind. (Carmel HS)
27	Jimmy Daw	ILB	6-3	239	R-Jr.	Medina, Ohio (Medina HS)
28	Malcolm Lee	S	6-1	183	Jr.	Mobile, Ala. (Baker HS)
29	Harold Jones	S	5-10	190	R-Fr.	Indianapolis, Ind. (Lawrence North HS)
30	Tye Evans	RB	6-0	240	R-So.	Macedonia, Ohio (Nordonia HS)
31	Anthony Ekpe	OLB	6-1	235	Gr.	Pflugerville, Texas (Rice Univ.)
31	Tyrese Nibbs	P	6-2	181	R-Fr.	Indianapolis, Ind. (Ben Davis HS)
32	Clayton Coll	ILB	6-3	235	So.	Franklin, Ind. (Franklin Community HS)
33	Davion Tyson	OLB	6-3	208	R-So.	Delphos, Ohio (Delphos Jefferson HS)
34	Brayden Evans	S	6-1	207	Fr.	Camby, Ind. (Mooreville HS)
34	Jack Knight	K	5-11	166	R-Fr.	Noblesville, Ind. (Noblesville HS)
35	James Jennette III	DL	6-3	284	R-Sr.	Florissant, Mo. (Hazelwood West HS)
36	Jackson Kurth	RB	5-10	200	R-Fr.	Valparaiso, Ind. (Valparaiso HS)
37	Colin Caldwell	ILB	5-11	224	R-Fr.	Westfield, Ind. (Westfield HS)

Alphabetical

No.	Name	Pos.
0	Chris Agyemang	DL
9	Christian Albright	OLB
23	Brett Anderson II	S
51	Brandon Berger	OLB
62	Curtis Blackwell	OL
22	Jack Blanco	S
79	Joseph Boggs	OL
15	Lucas Borrow	P
45	Jimmie Boso	FB
23	Markavun Brownlee	RB
44	Brock Burns	OLB
37	Colin Caldwell	ILB
89	Justin Campbell	WR
47	Mitchell Carter	TE
42	Jake Chanove	K
10	Elliot Charlebois	QB
32	Clayton Coll	ILB
5	Bryce Cosby	S
80	Chris Crothers	TE
54	Ethan Crowe	OL
1	Antwan Davis	WR
27	Jimmy Daw	ILB
48	Isaiah Dunnuck	TE
41	Ben Egenolf	S
31	Anthony Ekpe	OLB
55	Dalton Elrod	ILB
83	Luke Endsley	WR
34	Brayden Evans	S
30	Tye Evans	RB
16	Cam Gillentine	QB
45	Joseph Greenwood	LS
42	Hank Grenda	ILB
19	Connor Grohman	QB
11	Justin Hall	WR
20	Myles Hannah	S
97	John Harris	DL
74	Porter Haught	OL
54	Sam Helm	OLB
86	Austin Hill	WR
4	Trevor Hohlt	WR
2	Caleb Huntley	RB
12	Isaac James-Gray	WR
35	James Jennette III	DL
95	Emeka Jillani	DL
29	Harold Jones	S
17	Nic Jones	CB
24	Will Jones	RB
92	Kendal Kendrick	DL
34	Jack Knight	K
88	Dylan Koch	TE
36	Jackson Kurth	RB
28	Malcolm Lee	S
46	Jacob Lewis	K
81	Ryan Lezon	TE

Numerical (cont.)

No.	Name	Pos.	Ht.	Wt.	Yr.	Hometown (Prev. School)
38	Nathan Snyder	P	6-4	225	Sr.	Marysville, Ohio (Marysville HS)
38	Jerwan Thomas	CB	5-10	175	R-Fr.	Huntsville, Ala. (Grissom HS)
39	Nate Pedraza	OLB	6-2	239	Fr.	Rolling Meadows, Ill. (Rolling Meadows HS)
40	Cole Pearce	ILB	6-1	222	R-So.	Mason, Ohio (William Mason HS)
41	Ben Egenolf	S	5-9	191	R-Fr.	Avon, Indiana (Cardinal Ritter HS)
42	Jake Chanove	K	5-6	173	R-Jr.	Metairie, La. (Jesuit HS)
42	Hank Grenda	ILB	6-0	226	R-Jr.	Westfield, Ind. (Westfield HS)
43	Wes Obermeier	TE	6-5	247	R-So.	Fort Branch, Ind. (Gibson Southern HS)
44	Brock Burns	OLB	6-3	229	R-Jr.	Fishers, Ind. (Hamilton Southeastern HS)
45	Jimmie Boso	FB	5-11	225	R-So.	Indianapolis, Ind. (Bishop Chatard HS)
45	Joseph Greenwood	LS	5-11	213	Sr.	Delaware, Ohio (Worthington Christian HS)
46	Jacob Lewis	K	6-2	207	Fr.	Delaware, Ohio (Olentangy Berlin HS)
47	Mitchell Carter	TE	6-0	235	R-So.	Huntingburg, Ind. (Southridge HS)
48	Isaiah Dunnuck	TE	6-3	240	R-So.	Fishers, Ind. (Cincinnati Christian Univ.)
49	Dylan Seiler	LS	6-0	240	Fr.	Delaware, Ohio (Rutherford B. Hayes HS)
50	Seth Schmidt	OL	6-5	292	R-Fr.	Wilmington, Ohio (Clinton-Massie HS)
51	Brandon Berger	OLB	6-4	247	Fr.	Indianapolis, Ind. (Roncalli HS)
52	Tavion Woodard	DL	6-4	259	R-Fr.	West Lafayette, Ind. (West Lafayette HS)
53	Jaylen Turner	OL	6-3	321	R-So.	Indianapolis, Ind. (Arsenal Tech HS)
54	Ethan Crowe	OL	6-5	307	Fr.	Bargersville, Ind. (Center Grove HS)
54	Sam Helm	OLB	6-0	208	R-Jr.	Bloomington, Ind. (Bloomington HS South)
55	Dalton Elrod	ILB	6-2	229	Fr.	Hartland, Wis. (Arrowhead HS)
56	Keionté Newson	OLB	6-2	190	Fr.	Murfreesboro, Tenn. (Blackman HS)
57	Aaron Porter	OL	6-4	331	Fr.	Independence, Mo. (Truman HS)
57	Nathan Reichert	DL	6-3	261	Fr.	Lewistown, Ohio (Indian Lake HS)
61	Javon Rodgers	OL	6-1	253	R-Fr.	Indianapolis, Ind. (Cardinal Ritter HS)
62	Curtis Blackwell	OL	6-5	315	Sr.	Uniondale, Ind. (Norwell HS)
63	Tommy Lorincz	OL	6-5	287	Fr.	Avon, Ohio (Avon HS)
65	Matt Phillips	OL	6-1	303	R-Fr.	Clarksville, Ohio (Clinton-Massie HS)
67	Justen Ramsey	DL	5-11	298	So.	Merrillville, Ind. (Merrillville HS)
70	Caleb Murray	OL	6-5	255	R-So.	Prospect, Ky. (Trinity HS)
71	Kevin Meeder	OL	6-5	300	Fr.	Portersville, Pa. (Seneca Valley HS)
72	Anthony Todd	OL	6-3	304	R-Sr.	Yorktown, Ind. (Yorktown HS)
73	Patrick Lyons	OL	6-2	293	R-Fr.	Beech Grove, Ind. (Secena Memorial HS)
74	Porter Haught	OL	6-4	290	R-Fr.	Fort Wayne, Ind. (Homestead HS)
75	Corey Stewart	OL	6-6	322	Fr.	Nashville, Tenn. (East Nashville HS)
76	Luke Martin	OL	6-3	307	R-So.	Fishers, Ind. (Fishers HS)
77	Kaleb Slaven	OL	6-4	284	R-Sr.	Muncie, Ind. (Delta HS)
78	Julian McBride	DL	6-2	270	Fr.	Cape Girardeau, Mo. (Chaminade College Prep)
79	Joseph Boggs	OL	6-4	300	R-So.	Reynoldsburg, Ohio (Reynoldsburg HS)
80	Chris Crothers	TE	6-5	237	R-Jr.	Mishawaka, Ind. (College of DuPage)
81	Ryan Lezon	TE	6-1	214	Fr.	Indianapolis, Ind. (Southport HS)
83	Luke Endsley	WR	5-8	170	R-Jr.	Cape Coral, Fla. (Ida S. Baker HS)
86	Austin Hill	WR	6-2	185	Fr.	Muncie, Ind. (Yorktown, Ind.)
88	Dylan Koch	TE	6-4	266	R-Sr.	Plainfield, Ill. (Plainfield East HS)
89	Justin Campbell	WR	6-4	185	Fr.	Suwanee, Ga. (Johns Creek HS)
90	Joshua Tarango	DL	6-2	289	So.	Anaheim Hills, Calif. (Fullerton College)
91	Tony Schott	OLB	6-1	223	R-So.	Indianapolis, Ind. (Roncalli HS)
92	Kendal Kendrick	DL	6-1	275	R-Jr.	Indianapolis, Ind. (Franklin Central HS)
93	Kyron Mims	DL	6-3	293	R-Fr.	Baton Rouge, La. (Woodlawn HS)
94	Jack Sape	DL	6-4	292	R-So.	Bloomfield Hills, Mich. (Bloomfield Hills HS)
95	Emeka Jillani	DL	6-1	302	R-So.	London, England (Lutheran (Ind.) HS)
97	John Harris	DL	6-2	264	R-Fr.	Greenwood, Ind. (Roncalli HS)
99	Solvahn Moreland	DL	6-3	315	R-Fr.	Aliquippa, Pa. (Aliquippa Senior HS)

Alphabetical (cont.)

No.	Name	Pos.
16	Hassan Littles	WR
63	Tommy Lorincz	OL
73	Patrick Lyons	OL
13	Qian Magwood	WR
20	Donny Marcus	RB
7	Brandon Martin	ILB
76	Luke Martin	OL
78	Julian McBride	DL
11	Derin McCulley	CB
0	Jalen McGaughy	WR
71	Kevin Meeder	OL
26	Ethan Merriweather	CB
93	Kyron Mims	DL
99	Solvahn Moreland	DL
70	Caleb Murray	OL
18	Demetrius Murray	S
56	Keionté Newson	OLB
31	Tyrese Nibbs	P
12	Mark Nondorf	QB
43	Wes Obermeier	TE
5	John Paddock	QB
40	Cole Pearce	ILB
39	Nate Pedraza	OLB
22	Kyrin Perry	RB
21	Antonio Phillips	CB
65	Matt Phillips	OL
9	Drew Plitt	QB
57	Aaron Porter	OL
15	Tyler 'Red' Potts	CB
67	Justen Ramsey	DL
57	Nathan Reichert	DL
61	Javon Rodgers	OL
8	Cody Rudy	FB
94	Jack Sape	DL
50	Seth Schmidt	OL
14	Eddie Schott	QB
91	Tony Schott	OLB
49	Dylan Seiler	LS
77	Kaleb Slaven	OL
38	Nathan Snyder	P
10	Ben Stewart	S
75	Corey Stewart	OL
90	Joshua Tarango	DL
25	Dean Tate	WR
6	Jaylin Thomas	ILB
38	Jerwan Thomas	CB
72	Anthony Todd	OL
53	Jaylen Turner	OL
6	Yo'Heinz Tyler	WR
33	Davion Tyson	OLB
3	Amechi Uzodinma II	CB
14	J.T. Wahee	S
13	Jordan Williams	OLB
52	Tavion Woodard	DL

OFFENSE

Pos.	No.	Name (Ht., Wt., Yr., Hometown)
QB	9	Drew Plitt (6-2, 217, R-Sr., Loveland, Ohio)
	5	John Paddock (5-11, 196, R-So., Bloomfield Hills, Mich.)
RB	2	Caleb Huntley (5-10, 229, Sr., Atlanta, Ga.)
	24	Will Jones (5-10, 208, R-Jr., Anderson, Ind.)
WR	6	Yo'Heinz Tyler (6-3, 204, Jr., New Orleans, La.)
	0	Jalen McGaughy (6-2, 217, R-Fr., Detroit, Mich.)
WR	11	Justin Hall (5-9, 186, Sr., Douglasville, Ga.)
	16	Hassan Littles (5-10, 181, Sr., Lithonia, Ga.)
	-or- 4	Trevor Hohlt (5-11, 186, R-Jr., Greenwood, Ind.)
WR	1	Antwan Davis (5-11, 204, Gr., St. John, Ind.)
	12	Isaac James-Gray (6-0, 192, Gr., Carmel, Ind.)
TE	88	Dylan Koch (6-4, 266, R-Sr., Plainfield, Ill.)
	43	Wes Obermeier (6-5, 247, R-So., Fort Branch, Ind.)
FB	8	Cody Rudy (5-11, 245, R-Sr., Middletown, Ind.)
	81	Ryan Lezon (6-1, 214, Fr., Indianapolis, Ind.)
LT	77	Kaleb Slaven (6-4, 284, R-Sr., Muncie, Ind.)
	74	Porter Haught (6-4, 290, R-Fr., Fort Wayne, Ind.)
LG	79	Joseph Boggs (6-4, 300, R-So., Reynoldsburg, Ohio)
	57	Aaron Porter (6-4, 331, Fr., Independence, Mo.)
	-or- 73	Patrick Lyons (6-2, 293, R-Fr., Beech Grove, Ind.)
C	72	Anthony Todd (6-3, 304, R-Sr., Yorktown, Ind.)
	54	Ethan Crowe (6-5, 307, Fr., Bargersville, Ind.)
RG	53	Jaylen Turner (6-3, 321, R-So., Indianapolis, Ind.)
	71	Kevin Meeder (6-5, 300, Fr., Portersville, Pa.)
RT	62	Curtis Blackwell (6-5, 315, Sr., Uniondale, Ind.)
	50	Seth Schmidt (6-5, 292, R-Fr., Wilmington, Ohio)

SPECIALISTS

Pos.	No.	Name (Ht., Wt., Yr., Hometown)
K	34	Jack Knight (5-11, 166, R-Fr., Noblesville, Ind.)
	-or- 46	Jacob Lewis (6-2, 207, Fr., Delaware, Ohio)
P	38	Nathan Snyder (6-4, 225, Sr., Marysville, Ohio)
	15	Lucas Borrow (6-0, 175, Fr., Newcastle, NSW, Australia)
LS	45	Joseph Greenwood (5-11, 213, Sr., Delaware, Ohio)
	49	Dylan Seiler (6-0, 240, Fr., Delaware, Ohio)
HO	38	Nathan Snyder (6-4, 225, Sr., Marysville, Ohio)
	9	Drew Plitt (6-2, 217, R-Sr., Loveland, Ohio)

DEFENSE

Pos.	No.	Name (Ht., Wt., Yr., Hometown)
DE	0	Chris Agyemang (6-4, 275, Gr., Billerica, Mass.)
	92	Kendal Kendrick (6-1, 275, R-Jr., Indianapolis, Ind.)
NT	67	Justen Ramsey (5-11, 298, So., Merrillville, Ind.)
	90	Joshua Tarango (6-2, 289, So., Anaheim Hills, Calif.)
DE	93	Kyron Mims (6-3, 293, R-Fr., Baton Rouge, La.)
	94	Jack Sape (6-4, 292, R-So., Bloomfield Hills, Mich.)
	-or- 95	Emeka Jillani (6-1, 302, R-So., London, England)
SLB	13	Jordan Williams (6-4, 240, R-Jr., Champaign, Ill.)
	44	Brock Burns (6-3, 229, R-Jr., Fishers, Ind.)
MLB	7	Brandon Martin (6-0, 232, R-Jr., Indianapolis, Ind.)
	32	Clayton Coll (6-3, 235, So., Franklin, Ind.)
WLB	6	Jaylin Thomas (6-1, 235, R-Sr., Lima, Ohio)
	27	Jimmy Daw (6-3, 239, R-Jr., Medina, Ohio)
OLB	9	Christian Albright (6-2, 240, Sr., Kennesaw, Ga.)
	31	Anthony Ekpe (6-1, 235, Gr., Pflugerville, Texas)
CB	21	Antonio Phillips (6-0, 191, Sr., St. Louis, Mo.)
	17	Nic Jones (6-0, 185, So., Detroit, Mich.)
SS	10	Ben Stewart (5-10, 208, R-Jr., Indianapolis, Ind.)
	-or- 23	Brett Anderson II (6-0, 190, Sr., Grand Blanc, Mich.)
	14	J.T. Wahee (6-0, 184, Gr., Norfolk, Va.)
FS	5	Bryce Cosby (5-10, 181, Sr., Louisville, Ky.)
	22	Jack Blanco (6-1, 196, Jr., San Diego, Calif.)
CB	3	Amechi Uzodinma II (6-0, 193, Jr., Orlando, Fla.)
	15	Tyler 'Red' Potts (5-10, 182, R-So., Columbus, Ohio)

Pronunciation Guide

Chris Agyemang	ADJ-uh-min
Jimmie Boso	BOH-soh
Markavun Brownlee	mar-KAY-vee-un
Jake Chanove	shuh-NOVE
Elliot Charlebois	SHAHR-lih-boy
Clayton Coll	CALL
Anthony Ekpe	ECK-pay
Cam Gillentine	GILL-en-tine
Emeka Jillani	EM-uh-kah jill-AHN-ee
Dylan Koch	COOK
Ryan Lezon	leh-ZON

Hassan Littles	hah-SAHN
Tommy Lorincz	Lawrence
Qian Magwood	KEE-on
Jalen McGaughy	mc-GOY
Solvauhn Moreland	SOLE-vauhn
Keionté Newson	kee-ON-tay
Wes Obermeier	OH-ber-my-er
Nate Pedraza	ped-RAH-zah
Nathan Reichert	RIKE-ert
Javon Rodgers	juh-VON
Dylan Seiler	SY-ler

Davion Tyson	day-vee-ON
Amechi Uzodinma	ah-MAY-chee
	oo-zoh-DIN-mah
J.T. Wahee	WAH-HEE
Tavion Woodard	tay-vee-ON

Coaches	
Mike Neu	NEW
Mike Dietzel	DEET-zel
Josh Zidenberg	ZY-den-berg



#0 | Jalen McGaughy | WR | No career stats

R-Fr., 6-2, 217, Detroit, Mich. (Martin Luther King)
Redshirted in '19 ... saw action in 4 games at receiver & on special teams ... 3-star recruit via 247Sports ... state champion & 2nd-team all-state as a HS senior ... finished with 14 career TDs ... member of the 4x200-meter relay state championship team.

Career Highs (Receiving)

Rec:	--	--
Yds:	--	--
Long:	--	--
TDs:	--	--

Career Highs (Rushing)

Att:	--	--
Yds:	--	--
Long:	--	--
TDs:	--	--



#1 | Antwan Davis | WR | 2019: 38 rec, 516 yds, 13.6 ypc, 3 TDs | At BSU: 56 rec, 700 yds, 12.5 ypc, 3 TDs | Career: 101 rec, 1,377 yds, 13.6 ypc, 8 TDs

Gr., 5-11, 204, St. John, Ind. (Lake Central) (Lincoln Univ.)
Now in his 6th season of college football (4th at BSU) after being granted an additional year for a season-ending injury in '18 ... started all 12 games in '19, ranking 3rd on the team in receptions (38) & yards (516) ... caught 1st two TD passes of his BSU career in the '19 Fordham game.

Career Highs (Receiving)

Rec:	11	vs Wm. Jewell, 11/7/15*
Yds:	215	vs Wm. Jewell, 11/7/15*
Long:	71	vs Wm. Jewell, 11/7/15*
TDs:	2	3x (Fordham, 9/7/19)

*at Lincoln Univ.

Career Highs (Rushing)

Att:	--	--
Yds:	--	--
Long:	--	--
TDs:	--	--



#2 | Caleb Huntley | RB | 2019: 248 att, 1,275 yds, 5.1 ypc, 12 TDs | Career: 496 att, 2,465 yds, 5.0 ypc, 15 TDs

Sr., 5-10, 229, Atlanta, Ga. (Locust Grove) | Maxwell and Doak Walker Award watch lists ... All-MAC 2nd Team in '19 (3rd in MAC at 106.2 rush yards per game) ... 5th-best BSU season with 1,275 rush yards in '19 ... 9th at BSU with 2,465 career yards ... 10 career 100-yard games (7 of 8 MAC games in '19) ... 1 of 2 BSU freshmen with 1,000 rush yards (Bernie Parmalee).

Career Highs (Rushing)

Att:	35	at NIU, 10/5/19
Yds:	192	at Kent St., 11/23/19
Long:	54	at Kent St., 11/23/19
TDs:	3	vs Miami, 11/29/19

Career Highs (Receiving)

Rec:	2	2x (Indiana, 8/31/19)
Yds:	12	vs Miami, 11/29/19
Long:	12	vs Miami, 11/29/19
TDs:	--	--



#4 | Trevor Hohlt | WR | 2019: 1 rec, 5 yds, 5.0 ypc, 0 TDs | Career: 6 rec, 71 yds, 11.8 ypc, 0 TDs


R-Jr., 5-11, 186, Greenwood, Ind. (Center Grove)
2x Academic All-MAC ... '17 BSU Scout Team Player of the Year (offense) ... has played in 22 of 24 games over the past 3 seasons at receiver & on special teams ... had his best statistical game with 3 catches for 33 yards in the '18 contest at Ohio.

Career Highs (Receiving)

Rec:	3	at Ohio, 10/25/18
Yds:	33	at Ohio, 10/25/18
Long:	22	at Indiana, 9/15/18
TDs:	--	--

Career Highs (Rushing)

Att:	1	vs Toledo, 10/19/19
Yds:	(-1)	vs Toledo, 10/19/19
Long:	(-1)	vs Toledo, 10/19/19
TDs:	--	--



#5 | John Paddock | QB | 2019: 1-2 (50.0), 5 yds, 0 TDs, 0 INTs | Career: 6-8 (75.0), 48 yds, 0 TDs, 0 INTs


R-So., 5-11, 196, Bloomfield Hills, Mich. (Bloomfield Hills)
2nd season as No. 2 QB ... 2 appearances in '19 (Fordham & Toledo) ... redshirted in '18 but appeared in the Miami game, completing his 1st 5 passes for 43 yards ... winningest QB in Bloomfield Hills history & 1st to make the playoffs ... set school records for passing yards (4,086) and TDs (26).

Career Highs (Passing)

Comp:	5	at Miami, 11/20/18
Att:	6	at Miami, 11/20/18
Yds:	43	at Miami, 11/20/18
Long:	15	at Miami, 11/20/18
TDs:	--	--

Career Highs (Rushing)

Att:	2	at Miami, 11/20/18
Yds:	(-10)	at Miami, 11/20/18
Long:	0	at Miami, 11/20/18
TDs:	--	--



#6 | Yo'Heinz Tyler | WR | 2019: 27 rec, 504 yds, 18.7 ypc, 5 TDs | Career: 41 rec, 730 yds, 17.8 ypc, 7 TDs

Jr., 6-3, 204, New Orleans, La. (Warren Easton)
His yards per catch average (18.7) in '19 ranks 5th on BSU single-season chart ... 4th on the team in receptions (27) & receiving yards (504) in '19 ... caught 2 TDs, including the go-ahead score, in the '19 win over Miami ... his 1st 2 career catches went for TDs against Central Connecticut in '18.

Career Highs (Receiving)

Rec:	4	2x (Kent St., 11/23/19)
Yds:	88	vs Miami, 11/29/19
Long:	63	vs CCSU, 8/30/18
TDs:	2	2x (Miami, 11/29/19)

Career Highs (Rushing)

Att:	--	--
Yds:	--	--
Long:	--	--
TDs:	--	--



#8 | Cody Rudy | FB | 2019: 2 rec, 5 yds, 2.5 ypc, 1 TD | Career: 4 rec, 21 yds, 5.2 ypc, 1 TD


R-Sr., 5-11, 245, Middletown, Ind. (Shenandoah)
Academic All-MAC in '19 ... has played in 35 of 36 games over the past 3 seasons ... started 7 games in '19 ... scored 1st career TD on a 3-yard catch against Fordham in '19 ... switched from linebacker to fullback as a redshirt freshman in '17.

Career Highs (Receiving)

Rec:	1	4x (EMU, 10/12/19)
Yds:	11	at WKU, 9/23/17
Long:	11	at WKU, 9/23/17
TDs:	1	vs Fordham, 9/7/19

Career Highs (Rushing)

Att:	--	--
Yds:	--	--
Long:	--	--
TDs:	--	--



#9 | Drew Plitt | QB | 2019: 238-370 (64.3), 2,918 yds, 24 TDs, 7 INTs | Career: 365-585 (62.4), 4,356 yds, 33 TDs, 18 INTs

R-Sr., 6-2, 217, Loveland, Ohio (Loveland) | Unitas Golden Arm & Manning Award watch lists ... 3x MAC West Off. Player of the Week ... 2x Academic All-MAC ... 8th all-time at BSU with 4,356 career pass yards ... 2,918 pass yards in '19 rank 5th on BSU single-season chart ... 1 INT in final 5 games of '19 ... tied Keith Wenning's school record with 6 TD passes vs. Fordham in '19.

Career Highs (Passing)

Comp:	35	at NC St., 9/21/19
Att:	57	at NC St., 9/21/19
Yds:	439	vs Fordham, 9/7/19
Long:	64	vs CMU, 11/16/19
TDs:	6	vs Fordham, 9/7/19

Career Highs (Rushing)

Att:	13	at Miami, 11/20/18
Yds:	62	vs Miami, 11/29/19
Long:	51	vs FAU, 9/14/19
TDs:	2	at EMU, 10/12/19



#11 | Justin Hall | WR | 2019: 61 rec, 684 yds, 11.2 ypc, 6 TDs | Career: 208 rec, 2,107 yds, 10.1 ypc, 9 TDs

Sr., 5-9, 186, Douglasville, Ga. (Alexander) | 3x All-MAC (1st team in '19) ... ESPN.com & FWAA Freshman All-American in '17 (led all frosh with 78 catches) ... at least 1 catch in all 36 career games ... 5th at BSU in career catches (208) & 10th in yards (2,107) ... BSU catches leader all 3 seasons ... 3rd in MAC at 5.1 catches per game in '19 ... career-high 8 total TDs in '19.

Career Highs (Receiving)

Rec:	13	at WMU, 9/30/17
Yds:	121	at WMU, 9/30/17
Long:	64	vs CMU, 11/16/19
TDs:	2	vs CMU, 11/16/19

Career Highs (Rushing)

Att:	4	vs Toledo, 10/19/19
Yds:	40	vs Toledo, 10/26/17
Long:	23	vs FAU, 9/14/19
TDs:	1	3x (vs Toledo, 10/19/19)



#12 | Isaac James-Gray | WR | Career: No offensive stats (11 TKLS, 1 INT)

Gr., 6-0, 192, Carmel, Ind. (Carmel) (Indiana) Grad transfer from Indiana in '19 ... season-ending injury in the '19 opener against his former school & was granted another year of eligibility ... moved from CB to WR this fall ... spent his 1st 2 seasons at IU at WR before moving to DB ... 2x all-state at Carmel where he played QB, RB, WR & DB.

Career Highs (Receiving)

Rec:	--	--
Yds:	--	--
Long:	--	--
TDs:	--	--

Career Highs (Rushing)

Att:	--	--
Yds:	--	--
Long:	--	--
TDs:	--	--



#16 | Hassan Littles | WR | 2019: 7 rec, 66 yds, 9.4 ypc, 0 TDs | Career: 14 rec, 121 yds, 8.6 ypc, 0 TDs

Sr., 5-10, 182, Lithonia, Ga. (Stephenson) Appeared in all 24 games over the past 2 seasons on special teams & as a reserve receiver ... registered a career-high 3 catches against Fordham in '19.

Career Highs (Receiving)

Rec:	3	vs Fordham, 9/7/19
Yds:	29	vs Fordham, 9/7/19
Long:	17	at NC St., 9/21/19
TDs:	--	--

Career Highs (Rushing)

Att:	--	--
Yds:	--	--
Long:	--	--
TDs:	--	--



#24 | Will Jones | RB | 2019: 9 att, 47 yds, 5.2 ypc, 0 TD | Career: 30 att, 201 yds, 6.7 ypc, 1 TD

R-Jr., 5-10, 208, Anderson, Ind. (Lapel) Academic All-MAC in '18 & '19 ... BSU Scout Team Player of the Year in '18 ... former walk-on awarded a scholarship in '19 fall camp ... utilized mainly as 3rd-down back in '19, catching multiple passes in 3 games ... recorded the MAC's longest run of '18, an 80-yard TD against EMU.

Career Highs (Rushing)

Att:	12	at Toledo, 10/31/18
Yds:	80	vs EMU, 10/20/18
Long:	80	vs EMU, 10/20/18
TDs:	1	vs EMU, 10/20/18

Career Highs (Receiving)

Rec:	3	vs FAU, 9/14/19
Yds:	16	vs Indiana, 8/31/19
Long:	11	vs Indiana, 8/31/19
TDs:	--	--



#43 | Wes Obermeier | TE | No career stats

R-So., 6-5, 247, Fort Branch, Ind. (Gibson Southern) Redshirted in '18 & has appeared in 1 career game, vs. Toledo in '19 ... 3-star recruit via 247Sports ... all-state as a senior at Gibson Southern ... finished his prep career with 52 receptions for 1,458 yards & 12 TDs.

Career Highs (Receiving)

Rec:	--	--
Yds:	--	--
Long:	--	--
TDs:	--	--



#81 | Ryan Lezon | TE | No career stats

Fr., 6-1, 214, Indianapolis, Ind. (Southport) 2x 1st-team all-state & 3x all-conference selection at Southport ... saw action at TE, slot and QB ... played QB as a senior after graduation of now-BSU teammate Eddie Schott ... threw for 2,170 yards & 27 TDs in HS career ... ran for 650 yards & 7 TDs in '19 ... had 1,160 receiving yards & 15 TDs in '18.

Career Highs (Receiving)

Rec:	--	--
Yds:	--	--
Long:	--	--
TDs:	--	--

Career Highs (Rushing)

Att:	--	--
Yds:	--	--
Long:	--	--
TDs:	--	--



#88 | Dylan Koch | TE | No career offensive stats

R-Sr., 6-4, 266, Plainfield, Ill. (Plainfield East) Moved back to TE this fall ... spent his first 3 seasons at TE before moving to OL in '19 ... has seen action in 23 games over the past 2 seasons, largely on special teams.

Career Highs (Receiving)

Rec:	--	--
Yds:	--	--
Long:	--	--
TDs:	--	--

OFFENSIVE LINE



Kaleb Slaven
#77 | LT
R-Sr., 6-4, 284
Muncie, Ind.
(Delta)

Career GP: 22 | **Starts:** 22
Academic All-MAC in '17 & '19 ... 4th-year as starter at LT ... limited by injuries each season but has started all 22 games he has played.




Joseph Boggs
#79 | LG
R-So., 6-4, 300
Reynoldsburg, Ohio
(Reynoldsburg)

Career GP: 4 | **Starts:** 2
1st-year as full-time starter ... appeared in 4 games in '19 & started 2 at LT in place of an injured Kaleb Slaven.




Anthony Todd
#72 | C
R-Sr., 6-3, 304
Yorktown, Ind.
(Yorktown)

Career GP: 15 | **Starts:** 3
Academic All-MAC in '19 ... appeared in 11 games in '19 & made 3 starts at center in place of an injured Andrew Poenitsch.



Jaylen Turner
#62 | RG
R-So., 6-3, 321
Indianapolis, Ind.
(Arsenal Tech)


Career GP: 3 | **Starts:** 0
Appeared in three games last season as a backup at RG.



Curtis Blackwell
#77 | RT
Sr., 6-5, 315
Uniondale, Ind.
(Norwell)

Career GP: 34 | **Starts:** 30
All-MAC 3rd Team in '19 ... Academic All-MAC in '18 & '19 ... entered starting lineup midway through freshman year ... moving to RT this year after making 28 of his first 30 starts at RG.

SPECIALISTS



#34 | **Jack Knight** | K | No career stats

R-Fr., 5-11, 166, Noblesville, Ind. (Noblesville)
Redshirted in '19 & did not play ... 3-year letterwinner as kicker and punter at Noblesville ... 1st-team all-state as a junior & 2nd-team as a senior ... went 8-of-10 on FGs over his final 2 HS seasons ... had an 81 percent touchback rate on kickoffs & averaged 40.2 yards per punt as a senior.

Career Highs (Field Goals)

Made:	--	--
Att:	--	--
Long:	--	--

Career Highs (Kickoffs)

KO:	--	--
Yds:	--	--
TB:	--	--



#46 | **Jacob Lewis** | K | No career stats


Fr., 6-2, 207, Delaware, Ohio (Olentangy Berlin)
1st-team all-conference & 2nd-team all-state as a HS senior ... converted 15-of-22 FGs during his prep career ... set Olentangy Berlin record with a 49-yard FG as a junior ... also lettered in baseball for two years ... named an Ohio High School Athletic Association Scholar Athlete in '19.

Career Highs (Field Goals)

Made:	--	--
Att:	--	--
Long:	--	--

Career Highs (Kickoffs)

KO:	--	--
Yds:	--	--
TB:	--	--



#38 | **Nathan Snyder** | P | 2019: 48 punts, 41.7 avg., 15 FC, 16 Inside 20 | Career: 114 punts, 39.7 avg., 33 FC, 30 Inside 20

Sr., 6-4, 225, Marysville, Ohio (Marysville)
Ranked 5th in the MAC with 11 punts of 50 yards or more in '19 ... registered a career-best 62-yard punt in the '19 win over Toledo & had a pair of 50-plus yard punts at NC State ... landed 16 punts inside the 20-yard line & had only 3 touchbacks in '19 ... also serves as holder on field goals.

Career Highs

Punts:	8	at WMU, 9/30/17
Yds:	293	at Indiana, 9/15/18
Long:	62	vs. Toledo, 10/19/19



#45 | **Joseph Greenwood** | LS | 2019: No stats | Career: 1 TKL

Sr. 5-11, 213, Delaware, Ohio (Worthington Christian)
Academic All-MAC in '18 ... 4th season as long snapper for FGs & 3rd on punts ... threw for more than 1,000 yards at QB as a HS senior while also playing DE and LS.

Career Highs

TKLS:	1	at Ohio, 10/25/18
FF:	--	--
FR:	--	--

RETURN GAME

#11 Justin Hall

	Kickoffs					Punts				
	Att	Yds	TD	LG	Avg.	Att	Yds	TD	LG	Avg.
2019	1	23	0	23	23.0	4	20	0	22	5.0
Career	13	264	0	33	20.3	7	52	0	22	7.4

#3 Amechi Uzodinma II

	Kickoffs					Punts				
	Att	Yds	TD	LG	Avg.	Att	Yds	TD	LG	Avg.
2019	--	--	--	--	--	--	--	--	--	--
Career	--	--	--	--	--	--	--	--	--	--



#0 | Chris Agyemang | DL | 2019 (at SHU): 41 TKLS, 8.0 TFL, 5.5 SKS, 1 FF | Career: 105 TKLS, 26.0 TFL, 14.0 SKS, 2 FF, 2 FR

Gr., 6-4, 275, Billerica, Mass. (Proctor Academy [N.H.]) (Sacred Heart) | Grad transfer ... 2x All-NEC 1st Team at FCS Sacred Heart ... top 5 in the NEC in sacks in '18 & '19 ... 26.0 TFL and 14.0 sacks in 3 seasons of action ... his 7 PBUs led all NEC D-linemen in '19 ... '19 team captain at SHU & led the team in snaps played ... won share of the NEC title in '18.

Career Highs

TKLS: 9 at Wagner, 9/22/19
TFL: 3.0 3x (Lehigh, 11/16/19)*
SKS: 2.0 4x (Lehigh, 11/16/19)*
FF: 1 2x (Lehigh, 11/16/19)*

FR: 1 2x (Duquesne, 11/10/18)*
INT: --
PBU: 2 2x (LIU, 9/21/19)
*at Sacred Heart



#3 | Amechi Uzodinma II | CB | 2019: 38 TKLS, 5 INT, 12 PBU | Career: 53 TKLS, 6 INT, 17 PBU

Jr., 6-0, 193, Orlando, Fla. (University) | Thorpe Award watch list ... All-MAC 2nd Team in '19 ... tied for MAC lead & ranked 7th nationally with 5 INTs in '19 ... also 2nd in MAC with 12 PBUs ... has played all 24 games in his career & started 15 of the past 17 ... had 2 INTs in the '19 win over Miami ... 6 career INTs are tied with Cosby & Phillips for most on team.

Career Highs

TKLS: 9 at Kent St., 11/23/19
TFL: --
SKS: --
FF: 1 vs FAU, 9/14/19

FR: 1 at EMU, 10/12/19
INT: 2 vs Miami, 11/29/19
PBU: 3 at NIU, 10/5/19



#5 | Bryce Cosby | S | 2019: 78 TKLS, 2.0 TFL, 2 INT | Career: 220 TKLS, 6.5 TFL, 6 INT, 2 FR

Sr., 5-10, 181, Louisville, Ky. (duPont Manual) | Academic All-MAC in '18 & '19 ... has started 35 of the 36 games in his career, coming off the bench only in the '18 opener after a preseason injury ... BSU's active leader in tackles (220) & tied with Phillips & Uzodinma for most career INTs (6) ... intercepted passes in '19 at NC State & Eastern Michigan.

Career Highs

TKLS: 17 vs WMU, 11/13/18
TFL: 2.0 2x (WMU, 11/5/19)
SKS: --
FF: --

FR: 1 2x (WMU, 11/13/18)
INT: 1 6x (EMU, 10/12/19)
PBU: 2 vs CMU (11/16/19)



#6 | Jaylin Thomas | ILB | 2019: 97 TKLS, 7.5 TFL | Career: 211 TKLS, 16.5 TFL, 3.5 SKS, 1 FF, 1 FR, 1 INT

R-Sr., 6-1, 231, Lima, Ohio (Lima Senior) | Academic All-MAC 3rd Team in '19 ... BSU's second-leading active tackler with 211 in his career ... 34 career appearances with 20 starts, including starts in all 12 games last year ... 2nd on team with 97 tackles in '19 & 3rd with 76 in '18 ... surpassed 200 career tackles last season at Kent State.

Career Highs

TKLS: 14 vs CMU, 11/16/19
TFL: 2.0 vs Kent St., 9/29/18
SKS: 2.0 vs Kent St., 9/29/18
FF: 1 vs WKU, 9/22/18

FR: 1 vs CMU, 11/16/19
INT: 1 vs Kent St., 9/29/18
PBU: 1 4x (NC St., 9/21/19)




#7 | Brandon Martin | ILB | 2019: 6 TKLS | Career: 127 TKLS, 4.0 TFL, 1.0 SKS, 1 INT

R-Jr., 6-0, 230, Indianapolis, Ind. (Lawrence North) | Wuerffel Trophy Watch List ... Mary Etta Taylor-Rose Service Award recipient from BSU Multicultural Center ... season-ending injury in '19 opener against Indiana (granted extra year of eligibility) ... 11 starts in 25 career appearances ... 4th among active BSU players with 127 career tackles.

Career Highs

TKLS: 14 at Toledo, 10/31/18
TFL: 2.0 at Notre Dame, 9/8/19
SKS: 1.0 at Notre Dame, 9/8/19
FF: --

FR: --
INT: 1 at Toledo, 10/31/18
PBU: --



#9 | Christian Albright | OLB | 2019: 71 TKLS, 10.5 TFL, 3.5 SKS, 2 FF | Career: 164 TKLS, 22.5 TFL, 11.0 SKS, 7 FF, 2 INT

Sr., 6-2, 234, Kennesaw, Ga. (North Cobb) | All-MAC 3rd Team in '18 ... started all 24 games over the past 2 seasons ... BSU's active leader in TFL (22.5), sacks (11) and forced fumbles (7) ... career TFL total ranks 2nd among active MAC players ... led BSU with 10.5 TFL in '19 ... tied for MAC lead and ranked 9th nationally with 4 forced fumbles in '18.

Career Highs

TKLS: 14 vs WMU, 11/13/18
TFL: 3.0 vs Fordham, 9/7/19
SKS: 1.0 10x (Kent St., 11/23/19)
FF: 1 7x (Ohio, 10/26/19)

FR: 1 at NIU, 10/5/19
INT: 1 2x (Ohio, 10/25/18)
PBU: 1 5x (Ohio, 10/26/19)



#10 | Ben Stewart | S | 2019: Sat out as transfer | Career: 3 TKLS

R-Jr., 5-10, 208, Indianapolis, Ind. (Cathedral) (Boston College) | '19 BSU Scout Team Player of the Year (defense) ... now in his 4th year of college ... redshirted at Boston College in '17 before seeing action in '18 ... sat out '19 at BSU as a transfer ... 2-time all-state & 3-time state champion at Cathedral ... also a state-placing HS wrestler.

Career Highs

TKLS: 2 vs Holy Cross, 9/8/18*
TFL: --
SKS: --
FF: --

FR: --
INT: --
PBU: --

*at Boston College



#13 | Jordan Williams | OLB | 2019: 32 TKLS, 10.0 TFL, 4.5 SKS, 2 FF, 3 FR | Career: 38 TKLS, 11.0 TFL, 4.5 SKS, 2 FF, 3 FR

R-Jr., 6-4, 231, Champaign, Ill. (Centennial) | Academic All-MAC in '18 & '19 ... Played all 12 games last season with 11 starts at OLB ... led team in sacks (4.5), forced fumbles (2) & fumble recoveries (3) ... recovered fumbles on back-to-back FAU offensive snaps in '19 & returned the 1st 60 yards for BSU's 1st defensive TD in 5 years.

Career Highs

TKLS: 4 3x (Miami, 11/29/19)
TFL: 2.5 vs Toledo, 10/19/19
SKS: 2.5 vs Toledo, 10/19/19
FF: 1 2x (Toledo, 10/19/19)

FR: 2 vs FAU, 9/14/19
INT: --
PBU: 1 at WMU, 11/5/19
TDs: 1 vs FAU, 9/14/19



#14 | J.T. Wahee | S | 2019: DNP | Career: 147 TKLS, 5.0 TFL, 1.0 SKS, 1 FR, 5 INT, 18 PBU

Gr., 6-0, 184, Norfolk, Va. (Lake Taylor) (Norfolk State)
2x All-MEAC at Norfolk State where he played corner ... 4th in the MEAC with 11 passes defended in '18 ... led team with 4 INTs in '17 ... 96-yard fumble return TD vs. Florida A&M in '17 ... spent '19 season redshirting at Western Illinois where his brother George was on the team.

Career Highs

TKLS:	11	at Morgan St., 11/18/17*
TFL:	2.0	at Morgan St., 11/18/17*
SKS:	1.0	at NC Central, 10/21/17*
FF:	--	--

FR:	1	vs FAMU, 10/7/17*
INT:	2	vs NC A&T, 11/4/17*
PBU:	4	at NC A&T, 11/3/18*

*at Norfolk State



#15 | Tyler "Red" Potts | CB | 2019: 10 TKLS, 1 INT, 2 PBU | Career: 14 TKLS, 1 INT, 2 PBU

R-So., 5-10, 180, Columbus, Ohio (Pickerington North)
Played in 11 of 12 games as a reserve CB in '19 ... earned the start in the '19 opener against Indiana ... recorded his 1st career INT against Fordham in '19 ... returned it to the endzone, but it was called back by a penalty ... played 4 games in '18 under the new redshirt rule.

Career Highs

TKLS:	3	vs. CCSU, 8/30/18
TFL:	--	--
SKS:	--	--
FF:	--	--

FR:	--	--
INT:	1	vs Fordham, 9/7/16
PBU:	1	2x (Ohio, 10/26/19)



#17 | Nic Jones | CB | 2019: 18 TKLS, 1.0 TFL, 4 PBU | Career: 18 TKLS, 1.0 TFL, 4 PBU

So, 6-0, 185, Detroit, Mich. (Southfield A&T)
John Hodge Award winner as BSU's Most Valuable Freshman in '19 ... played in all 12 games in '19 as a true freshman, mainly at slot corner, tying for 3rd on the team with 4 PBU ... started the final two games in '19.

Career Highs

TKLS:	7	at Kent St., 11/23/19
TFL:	1.0	vs. Fordham, 9/7/19
SKS:	--	--
FF:	--	--

FR:	--	--
INT:	--	--
PBU:	2	at NIU, 10/5/19



#21 | Antonio Phillips | CB | 2019: 43 TKLS, 4 INT, 3 PBU | Career: 105 TKLS, 2.0 TFL, 1.0 SKS, 6 INT, 12 PBU

Sr., 6-0, 191, St. Louis, Mo. (Kirkwood)
Bednarik, Thorpe & Nagurski award watch lists... All-MAC 1st Team in '19 ... 4 INTs in '19 were second-most in MAC ... had an INT in 3 straight games in '19: EMU, Toledo & Ohio ... 6 career INTs are tied for most among active BSU players (Cosby, Uzodinma) ... 12 career PBU are 2nd most on the team.

Career Highs

TKLS:	8	2x (Indiana, 8/31/19)
TFL:	1.0	at WKU, 9/23/17
SKS:	1.0	at WKU, 9/23/17
FF:	1	at WKU, 9/23/17

FR:	--	--
INT:	1	6x (Ohio, 10/26/19)
PBU:	2	2x (WMU, 11/5/19)



#22 | Jack Blanco | S | 2019 (JUCO): 29 TKLS, 2 INT, 2 PBU | Career D-I Stats: 38 TKLS, 1.0 TFL, 1 PBU


Jr., 6-1, 196, San Diego, Calif. (Poway) (San Diego Mesa College) | Made 8 starts in '19 for a 7-4 San Diego Mesa team ... 1st-team all-conference safety ... had 29 tackles & 2 INTs ... played freshman season at FCS Houston Baptist where he made 38 tackles in '18.

D-I Career Highs

TKLS:	13	vs Nicholls, 11/3/18*
TFL:	1.0	at Lamar, 11/10/18*
SKS:	--	--
FF:	--	--

FR:	--	--
INT:	--	--
PBU:	1	vs SW Baptist, 9/1/18*

*at Houston Baptist




#23 | Brett Anderson II | S | 2019: 20 TKLS, 0.5 TFL, 1 FF | Career: 111 TKLS, 2.5 TFL, 2 FF

Sr., 6-0, 182, Grand Blanc, Mich. (Grand Blanc)
Has played all 36 games in his BSU career with 10 starts ... reached 100 career tackles in win over Toledo in '19 ... forced a fumble on a kick return vs CMU in '19 ... 2nd in tackles among BSU secondary in '18 with 62 ... had a career-high 13 tackles vs. WMU in '18.

Career Highs

TKLS:	13	vs WMU, 11/13/18
TFL:	1.0	at CMU, 10/13/18
SKS:	--	--
FF:	1	2x (CMU, 11/16/19)

FR:	1	vs Kent St., 9/29/18
INT:	--	--
PBU:	1	4x (Toledo, 10/19/19)



#27 | Jimmy Daw | ILB | 2019: 31 TKLS, 4.0 TFL, 2.0 SKS, 1 FR | Career: 74 TKLS, 9.0 TFL, 2.0 SKS, 1 FR

R-Jr., 6-3, 239, Medina, Ohio (Medina)
Academic All-MAC in '18 & '19 ... has played all 24 games over the past 2 seasons, seeing time at both ILB and OLB ... teamed with Bryce Cosby for the game-winning tackle on an OT, 2-point attempt vs. WMU in '18 ... ran for more than 3,000 yards & 62 TDs as a high school RB.

Career Highs

TKLS:	9	vs WMU, 11/13/18
TFL:	2.0	2x (Kent St., 11/23/19)
SKS:	1.0	2x (Kent St., 11/23/19)
FF:	--	--

FR:	1	vs Toledo, 10/19/19
INT:	--	--
PBU:	1	2x (FAU, 9/14/19)



#31 | Anthony Ekpe | OLB | 2019 (at Rice): 23 TKLS, 5.0 TFL, 2.5 SKS, 1 FF, 1 FR | Career: 67 TKLS, 14.5 TFL, 9.5 SKS, 3 FF, 1 FR

Gr., 6-1, 235, Pflugerville, Texas (Hendrickson) (Rice)
All-C-USA honorable mention at Rice in '18 ... 4x C-USA Honor Roll ... limited to 8 games & 5 starts by injury in '19 ... team leader in sacks (6) in '18 ... registered 14.5 TFL and 9.5 sacks in his 3 seasons at Rice.

Career Highs

TKLS:	9	vs. Wake Forest, 9/6/19*
TFL:	3.0	at North Texas, 10/27/18*
SKS:	3.0	at North Texas, 10/27/18*
FF:	1	3x (La. Tech, 9/28/19)*

FR:	1	vs. Baylor, 9/21/19*
INT:	--	--
PBU:	--	--

*at Rice



#32 | Clayton Coll | ILB | 2019: 18 TKLS, 0.5 TFL, 0.5 SKS, 1 FF | Career: 18 TKLS, 0.5 TFL, 0.5 SKS, 1 FF

So., 6-3, 235, Franklin, Ind. (Franklin Community)

John Hodge Award winner as BSU's Most Valuable Freshman in '19 ... played in all 12 as a true freshman ... tallied first career strip sack on the final play of the 1st half vs. Toledo in '19 ... played for his dad Chris Coll in high school & set school record for tackles (176) as a senior.

Career Highs

TKLS:	4	2x (Fordham, 9/7/19)
TFL:	0.5	vs Toledo, 10/19/19
SKS:	0.5	vs Toledo, 10/19/19
FF:	1	vs Toledo, 10/19/19

FR:	1	vs Toledo, 10/19/19
INT:	--	--
PBU:	--	--



#44 | Brock Burns | OLB | 2019: 19 TKLS, 1.0 TFL, 0.5 SKS | Career: 38 TKLS, 2.0 TFL, 0.5 SKS, 1 FF

R-Jr., 6-3, 229, Fishers, Ind. (Hamilton Southeastern)

Has seen action in 18 straight games as a reserve LB after injury kept him out the 1st half of his redshirt freshman season in '18 ... had a season-best 6 tackles at Kent State in '19 ... set Hamilton Southeastern record for career tackles (287) ... brother Brendan finished baseball career at BSU in '19.

Career Highs

TKLS:	7	vs EMU, 10/20/18
TFL:	1.0	vs EMU, 10/20/18
SKS:	0.5	vs Toledo, 10/19/19
FF:	1	at Toledo, 10/31/18

FR:	--	--
INT:	--	--
PBU:	--	--



#67 | Justen Ramsey | DL | 2019: 5 TKLS | Career: 5 TKLS

So., 5-11, 298, Merrillville, Ind. (Merrillville)

Played in all 12 games as a reserve nose tackle as a true freshman in '19 ... played for BSU alumnus Brad Seiss at Merrillville HS where he was 2x team captain ... 1st team all-state & team MVP at Merrillville ... had 4.5 sacks as a senior.

Career Highs

TKLS:	1	5x (Kent St., 11/23/19)
TFL:	--	--
SKS:	--	--
FF:	--	--

FR:	--	--
INT:	--	--
PBU:	--	--



#90 | Joshua Tarango | DL | 2019 (JUCO): 58 TKLS, 18.5 TFL, 11.5 SKS


So., 6-2, 289, Anaheim Hills, Calif. (Canyon) (Fullerton College)

Fullerton's defensive player of the year & team captain in his 1 season there in '19 ... piled up 58 tackles, 18.5 TFL & 11.5 sacks ... 1st-team all-conference & two-time team MVP of his HS team at Canyon ... also a wrestler ... finished 4th at the '18 state championships in the 285-pound class.

D-I Career Highs

TKLS:	--	--
TFL:	--	--
SKS:	--	--
FF:	--	--

FR:	--	--
INT:	--	--
PBU:	--	--



#92 | Kendal Kendrick | DL | 2019: 8 TKLS, 1.0 TFL | Career: 13 TKLS, 1.0 TFL

R-Jr., 6-1, 275, Indianapolis, Ind. (Franklin Central)

Has played in 12 career games ... appeared in the final 9 games of '19 & made his 1st career start in the finale against Miami ... had his 1st career TFL in the win at NIU in '19.

Career Highs

TKLS:	3	2x (NIU, 10/5/19)
TFL:	1.0	at NIU, 10/5/19
SKS:	--	--
FF:	--	--

FR:	--	--
INT:	--	--
PBU:	--	--



#93 | Kyron Mims | DL | 2019: 4 TKLS, 0.5 TFL | Career: 4 TKLS, 0.5 TFL

R-Fr., 6-3, 293, Baton Rouge, La. (Woodlawn)

Played in 4 of the 1st 5 games in '19 before redshirting ... an early enrollee who joined the program in the spring of '19 ... tallied his 1st collegiate tackle in the '19 opener vs. Indiana ... 3-star recruit via 247Sports coming out of Woodlawn.

Career Highs

TKLS:	2	vs FAU, 9/14/19
TFL:	0.5	vs FAU, 9/14/19
SKS:	--	--
FF:	--	--

FR:	--	--
INT:	--	--
PBU:	--	--



#94 | Jack Sape | DL | 2019: 1 TKL | Career: 1 TKL

R-So. 6-4, 292, Bloomfield Hills, Mich. (Bloomfield Hills)

Saw limited playing time in 3 games as a redshirt freshman in '19 ... notched his 1st tackle in the '19 season finale against Miami.

Career Highs

TKLS:	1	vs Miami, 11/29/19
TFL:	--	--
SKS:	--	--
FF:	--	--

FR:	--	--
INT:	--	--
PBU:	--	--



#95 | Emeka Jillani | DL | 2019: No stats | Career: 10 TKLS

R-So., 6-1, 302, London, England (Lutheran [Ind.])

Has appeared in 11 career games ... played in 3 games in '19 & redshirted ... had a career-high 5 tackles at Miami in '18 ... grew up in London playing rugby, soccer & swimming ... first played football as a freshman at Lutheran in Indianapolis ... also a state shot put finalist in HS.

Career Highs

TKLS:	5	at Miami, 11/20/18
TFL:	--	--
SKS:	--	--
FF:	--	--

FR:	--	--
INT:	--	--
PBU:	--	--

Offensive Players (2019)**RUSHING (att.-yards-TDs)**

Player	IND	FORD	FAU	NCSU	NIU	EMU	TOL	OHIO	WMU	CMU	KENT	MIA
Tye Evans	DNP	DNP	DNP	0-0-0	DNP	0-0-0	3-49-0	0-0-0	0-0-0	0-0-0	0-0-0	0-0-0
Walter Fletcher*	5-11-0	7-36-1	8-14-0	10-30-0	10-35-0	7-37-0	11-68-1	14-156-1	13-72-1	15-115-0	16-90-1	16-62-0
Caleb Huntley	22-81-1	13-64-1	14-86-0	13-52-1	35-157-2	29-152-0	20-119-0	6-12-0	18-120-1	24-106-1	30-192-2	24-134-3
Will Jones	0-0-0	2-11-0	1-4-0	0-0-0	0-0-0	0-0-0	4-15-0	1-17-0	0-0-0	0-0-0	0-0-0	0-0-0
Drew Plitt	8-(-8)-0	3-14-0	9-36-0	3-(-18)-0	12-23-0	9-6-2	4-14-0	11-23-1	8-27-1	4-(-4)-0	8-(-4)-1	12-62-0

RECEIVING (rec.-yards-TDs)

Player	IND	FORD	FAU	NCSU	NIU	EMU	TOL	OHIO	WMU	CMU	KENT	MIA
Antwan Davis	3-60-0	5-86-2	5-76-1	5-61-0	1-6-0	4-48-0	2-47-0	2-12-0	2-11-0	2-35-0	2-19-0	5-55-0
Malik Dunner*	0-0-0	1-0-0	3-32-1	0-0-0	0-0-0	0-0-0	0-0-0	0-0-0	1-0-0	0-0-0	0-0-0	1-7-0
Walter Fletcher*	4-45-1	4-77-0	1-15-0	4-19-0	0-0-0	1-5-0	1-(-1)-0	0-0-0	3-27-0	2-39-0	4-74-1	2-6-0
Nolan Givan*	1-9-0	3-22-0	0-0-0	3-23-0	0-0-0	0-0-0	0-0-0	0-0-0	1-5-0	0-0-0	1-9-0	3-24-0
Justin Hall	6-39-0	6-83-1	4-40-0	8-73-0	1-6-0	11-109-1	4-73-1	4-26-0	4-64-0	4-95-2	3-33-0	6-43-1
Caleb Huntley	2-7-0	1-6-0	1-(-1)-0	1-(-1)-0	0-0-0	0-0-0	0-0-0	0-0-0	0-0-0	1-2-0	0-0-0	1-12-0
Will Jones	2-16-0	2-13-0	3-8-0	0-0-0	0-0-0	0-0-0	0-0-0	0-0-0	0-0-0	0-0-0	0-0-0	0-0-0
Hassan Littles	0-0-0	3-29-0	2-9-0	2-28-0	0-0-0	0-0-0	0-0-0	0-0-0	0-0-0	0-0-0	0-0-0	0-0-0
Riley Miller*	5-51-0	6-116-2	3-69-0	8-70-0	1-15-0	3-22-0	4-87-2	2-27-1	3-24-0	3-67-1	2-12-0	4-52-0
Kyle Schrank*	0-0-0	0-0-0	0-0-0	0-0-0	DNP	0-0-0	0-0-0	0-0-0	0-0-0	0-0-0	0-0-0	1-30-0
Yo'Heinz Tyler	3-71-1	0-4-0	4-55-1	3-58-0	1-7-0	3-69-1	0-0-0	3-44-0	1-17-0	2-30-0	4-61-0	3-88-2

KICK RETURNS (ret.-yards-TDs)

Player	IND	FORD	FAU	NCSU	NIU	EMU	TOL	OHIO	WMU	CMU	KENT	MIA
Malik Dunner*	1-23-0	1-18-0	5-118-0	1-22-0	2-49-0	4-85-0	1-35-0	5-85-0	5-174-1	3-57-0	1-30-0	1-23-0
Walter Fletcher*	0-0-0	0-0-0	0-0-0	0-0-0	0-0-0	0-0-0	0-0-0	2-39-0	0-0-0	3-86-0	1-17-0	0-0-0

PUNT RETURNS (ret.-yards-TDs)

Player	IND	FORD	FAU	NCSU	NIU	EMU	TOL	OHIO	WMU	CMU	KENT	MIA
Justin Hall	1-0-0	3-20-0	0-0-0	0-0-0	0-0-0	0-0-0	0-0-0	0-0-0	0-0-0	0-0-0	0-0-0	0-0-0
Riley Miller*	0-0-0	0-0-0	1-40-0	2-11-0	1-(-1)-0	0-0-0	4-39-0	0-0-0	0-0-0	0-0-0	0-0-0	1-6-0

PASSING**► DREW PLITT**

Opponent	Com	Att	Int	Pct	Yds	TD	Lg	Sk-Yds
vs. Indiana	26	41	1	63.4	298	2	45	3-24
Fordham	32	40	1	80.0	439	6	50	1-13
FAU	26	38	1	68.4	303	3	46	5-29
at NC State	35	57	1	61.4	333	0	35	2-19
at Northern Illinois	4	14	1	28.6	34	0	15	2-11
at Eastern Michigan	23	32	0	71.9	255	2	46	2-7
Toledo	11	17	1	64.7	206	3	39	1-6
Ohio	11	20	0	55.0	109	1	18	4-13
at Western Michigan	14	22	0	63.6	148	0	31	2-6
Central Michigan	14	25	1	56.0	268	3	64	1-4
at Kent State	16	24	0	66.7	208	1	39	2-16
Miami	26	40	0	65.0	317	3	40	3-18
Totals	238	370	7	64.3	2918	24	64	29-167

► JOHN PADDOCK

Opponent	Com	Att	Int	Pct	Yds	TD	Lg	Sk-Yds
vs. Indiana				- DNP -				
Fordham	1	2	0	50.0	5	0	5	0-0
FAU				- DNP -				
at NC State				- DNP -				
at Northern Illinois				- DNP -				
at Eastern Michigan				- DNP -				
Toledo	0	0	0	00.0	0	0	0	0-0
Ohio				- DNP -				
at Western Michigan				- DNP -				
Central Michigan				- DNP -				
at Kent State				- DNP -				
Miami				- DNP -				
Totals	1	2	0	50.0	5	0	5	0-0

* indicates players not returning in 2020

FIELD GOALS

Player	FGM-A	Pct	18-29	30-39	40-49	50-59	Lg	Blk
Ryan Rimmner*	15-22	68.2	6-8	3-5	6-8	0-1	44	1

2019 GAME CAPTAINS

Opponent	Captains
Indiana	ILB Jacob White, OL Danny Pinter, WR Riley Miller, OLB Christian Albright
Fordham	TE Kyle Schrank, RB Caleb Huntley, CB Antonio Phillips, DT Chris Crumb
FAU	QB Drew Plitt, FB Cody Rudy, SAF Bryce Cosby, S Ray Wilborn
NC State	WR Antwan Davis, OL Danny Pinter, ILB Jacob White, DE James Jennette
Northern Illinois	OL Danny Pinter, ILB Jacob White, SAF Bryce Cosby, WR Riley Miller
Eastern Michigan	OL Danny Pinter, FB Cody Rudy, DL Chris Crumb, OLB Christian Albright
Toledo	OL Danny Pinter, ILB Jacob White, SAF Bryce Cosby, OL Curtis Blackwell
Ohio	QB Drew Plitt, OL Danny Pinter, ILB Jaylin Thomas, DL Tuni Ropati
Western Michigan	OL Danny Pinter, WR Malik Dunner, NT Chris Crumb, ILB Jacob White
Central Michigan	WR Riley Miller, OL Danny Pinter, ILB Jaylin Thomas, SAF Bryce Cosby
Kent State	OL Danny Pinter, RB Caleb Huntley, ILB Jacob White, OLB Christian Albright
Miami	OL Danny Pinter, WR Riley Miller, TE Kyle Schrank, ILB Jacob White, SAF Ray Wilborn, OL Andrew Poenitsch

Defensive Players (2019)**TACKLES**

Opponent	Albright #9 U-A-Tot-Other	B. Anderson #23 U-A-Tot-Other	B. Burns #44 U-A-Tot-Other	Coll #32 U-A-Tot-Other	Cosby #5 U-A-Tot-Other	Crumb #42* U-A-Tot-Other	Daw #27 U-A-Tot-Other	Jennette #35 U-A-Tot-Other
vs. Indiana	2-5-7 (0.5 TFL)	0-0-0	0-3-3	1-3-4	7-2-9 (1 PBU)	0-1-1	2-0-2	0-3-3 (1.0 TFL)
Fordham	3-3-6 (3.0 TFL)	1-5-6	0-3-3	1-3-4	2-1-3	0-6-6 (1.5 TFL)	1-4-5	4-1-5 (2.0 sacks)
FAU	3-0-3	0-0-0	0-0-0	0-2-2	8-2-10 (1 FF)	3-3-6 (1 FF)	1-0-1 (1.0 TFL)	3-2-5 (1.0 TFL)
at NC State	4-2-6	0-1-1	1-0-1	0-1-1	6-2-8 (1 INT)	2-2-4	0-0-0	0-2-2
at Northern Illinois	1-6-7 (1 FR)	0-0-0	0-0-0	0-0-0	2-3-5	1-1-2 (0.5 sack)	0-0-0	1-5-6 (0.5 sack)
at Eastern Mich.	3-2-5 (1.0 sack)	0-0-0	0-0-0	2-0-2	1-4-5 (1 INT)	2-2-4 (1.0 TFL)	2-2-4 (1.0 sack)	3-1-4 (1.0 TFL)
Toledo	2-1-3 (1.5 TFL)	3-1-4 (1 PBU)	0-1-1 (0.5 sack)	3-0-3 (1 FF)	0-1-1	1-0-1 (1.0 TFL)	0-0-0 (1 FR)	1-2-3
Ohio	7-2-9 (1 FF)	1-0-1	0-0-0	0-0-0	4-3-7	8-3-11 (1.0 TFL)	2-0-2	1-1-2
at Western Mich.	6-1-7 (1.0 TFL)	0-1-1	1-0-1	0-0-0	7-4-11 (2.0 TFL)	0-3-3	3-0-3	4-1-5 (1.0 sack)
Central Michigan	5-3-8 (1.0 sack)	2-0-2 (1 FF)	1-1-2	0-1-1	2-3-5 (2 PBU)	1-3-4 (0.5 TFL)	4-2-6	1-2-3 (0.5 TFL)
at Kent State	1-3-4 (1.0 sack)	2-3-5 (0.5 TFL)	2-4-6 (0.5 TFL)	0-0-0	8-3-11	1-1-2	2-2-4 (2.0 TFL)	2-1-3
Miami	5-1-6 (0.5 TFL)	0-0-0	1-1-2	1-0-1	2-1-3	1-0-1	3-0-3	1-0-1

Opponent	Jones #17 U-A-Tot-Other	Kendrick #92 U-A-Tot-Other	Larsen #10* U-A-Tot-Other	Martin #7 U-A-Tot-Other	Mims #93 U-A-Tot-Other	Phillips #21 U-A-Tot-Other	Potts #15 U-A-Tot-Other	Ramsey #67 U-A-Tot-Other
vs. Indiana	0-0-0 (1 PBU)	DNP	DNP	2-4-6	1-0-1	1-7-8 (1 INT)	0-0-0	0-0-0
Fordham	2-1-3 (1.0 TFL)	DNP	DNP	DNP	1-0-1	2-1-3	0-2-2 (1 INT)	0-0-0
FAU	0-0-0	DNP	DNP	DNP	1-1-2 (0.5 TFL)	3-2-5	1-0-1	1-0-1
at NC State	1-0-1	1-0-1	DNP	DNP	DNP	4-0-4	2-0-2	1-0-1
at Northern Illinois	3-0-3 (2 PBU)	0-3-3 (1.0 TFL)	DNP	DNP	0-0-0	5-1-6 (1 PBU)	0-0-0	1-0-1
at Eastern Mich.	0-0-0	0-0-0	DNP	DNP	DNP	2-1-3 (1 INT)	1-0-1	0-1-1
Toledo	1-1-2 (1 PBU)	1-1-2	DNP	DNP	DNP	1-0-1 (1 INT)	0-0-0	0-0-0
Ohio	0-0-0	1-0-1	DNP	DNP	DNP	1-3-4 (1 INT)	0-0-0 (1 PBU)	0-0-0
at Western Mich.	0-0-0	0-0-0	DNP	DNP	DNP	3-3-6 (2 PBU)	1-1-2	0-0-0
Central Michigan	1-0-1	0-0-0	DNP	DNP	DNP	1-2-3	1-0-1	0-0-0
at Kent State	6-1-7	0-1-1	DNP	DNP	DNP	0-0-0	0-1-1	1-0-1
Miami	1-0-1	0-0-0	DNP	DNP	DNP	DNP	DNP	0-0-0

Opponent	Ropati #55* U-A-Tot-Other	Thomas #6 U-A-Tot-Other	Uzodinma #25 U-A-Tot-Other	White #2* U-A-Tot-Other	Wilborn #1* U-A-Tot-Other	J. Williams #13 U-A-Tot-Other	
vs. Indiana	0-3-3	1-5-6	0-0-0 (1 INT)	4-5-9	4-5-9	1-1-2	
Fordham	0-1-1	3-2-5 (1.0 TFL)	5-1-6 (1 INT)	2-1-3	4-3-7 (0.5 TFL)	1-1-2	
FAU	0-0-0	4-5-9 (1.0 TFL)	3-1-4 (1 FF)	7-10-17 (2.0 TFL)	3-4-7 (0.5 TFL)	4-0-4 (2 FR)	
at NC State	0-0-0	4-1-5 (1 PBU)	0-0-0 (1 PBU)	14-4-18 (1 TFL)	2-4-6 (1 INT)	2-1-3 (1 TFL)	
at Northern Illinois	0-3-3	1-5-6	3-0-3 (1 INT)	2-4-6	8-2-10 (1 TFL)	1-1-2 (1 FR)	
at Eastern Mich.	0-0-0	6-3-9	4-0-4 (1 FR)	4-7-11 (1.0 TFL)	4-4-8 (1 INT)	1-1-2 (1.0 sack)	
Toledo	0-2-2	7-4-11 (1.0 TFL)	1-0-1 (2 PBU)	3-3-6 (1 PBU)	7-1-8	2-1-3 (2.5 sacks)	
Ohio	0-1-1	8-5-13	2-2-4 (1 PBU)	5-3-8 (1.0 TFL)	1-2-3	3-1-4	
at Western Mich.	0-0-0	2-1-3	1-0-1 (1 PBU)	9-6-15 (1 PBU)	8-4-12 (1 PBU)	3-0-3 (1 PBU)	
Central Michigan	0-1-1 (0.5 TFL)	7-7-14 (1 FR)	1-2-3	7-6-13 (1 INT)	3-5-8 (1 PBU)	0-0-0	
at Kent State	DNP	6-1-7 (1.5 TFL)	9-0-9 (1 PBU)	2-5-7 (0.5 TFL)	2-3-5	2-1-3 (1.5 TFL)	
Miami	2-1-3	8-1-9 (1.5 TFL)	3-0-3 (2 INT)	1-3-4	0-0-0 (1 PBU)	1-3-4 (1 TFL)	

* indicates players not returning in 2020

TURNOVER CHART (2019)

Opponent	– Turnovers Gained –			– Points Off TO Gained –			– Turnovers Lost –			– Points Off TO Lost –			+/-
	Fum	Int	Total	TD	FG	Points	Fum	Int	Total	TD	FG	Points	
vs. Indiana	0	2	2	1	0	7	0	1	1	0	0	0	+1
Fordham	0	2	2	2	0	14	1	1	2	2	0	14	0
FAU	2	0	2	2	0	14	3	1	4	3	0	21	-2
at NC State	0	2	2	0	0	0	0	1	1	0	0	0	+1
at Northern Illinois	2	1	3	1	1	11	1	1	2	1	0	7	+1
at Eastern Michigan	1	3	4	1	0	8	1	0	1	1	0	7	+3
Toledo	2	1	3	1	1	10	0	1	1	0	0	0	+2
Ohio	0	1	1	1	0	7	1	0	1	1	0	7	0
at Western Michigan	0	0	0	0	0	0	0	0	0	0	0	0	0
Central Michigan	2	1	3	2	1	17	0	1	1	0	0	0	+2
at Kent State	0	0	0	0	0	0	1	0	1	0	0	0	-1
Miami	0	2	2	1	0	7	1	0	1	0	0	0	+1
Totals	9	15	24	12	3	95	9	7	16	8	0	56	+8

Starting Lineups (2019)**OFFENSE**

	LT	LG	C	RG	RT	TE	WR	WR	FLEX	RB	QB
vs. Indiana	Slaven	L. Martin	Poenitsch	Blackwell	Pinter	Schrank	Miller	Davis	Rudy (FB)	Huntley	Plitt
Fordham	Boggs	L. Martin	Poenitsch	Blackwell	Pinter	Rudy (FB)	Miller	Davis	Hall (WR)	Huntley	Plitt
FAU	Slaven	L. Martin	Poenitsch	Blackwell	Pinter	Schrank	Miller	Davis	Rudy (FB)	Huntley	Plitt
at NC State	Slaven	L. Martin	Todd	Blackwell	Pinter	Schrank	Miller	Davis	Hall (WR)	Huntley	Plitt
at Northern Illinois	Slaven	L. Martin	Todd	Blackwell	Pinter	Tyler (WR)	Miller	Davis	Hall (WR)	Fletcher	Plitt
at Eastern Michigan	Slaven	L. Martin	Todd	Blackwell	Pinter	Givan	Miller	Davis	Hall (WR)	Huntley	Plitt
Toledo	Slaven	L. Martin	Poenitsch	Blackwell	Pinter	Givan	Miller	Davis	Rudy (FB)	Huntley	Plitt
Ohio	Slaven	L. Martin	Poenitsch	Blackwell	Pinter	Givan	Miller	Davis	Rudy (FB)	Huntley	Plitt
at Western Michigan	Slaven	Ricketts	Poenitsch	Blackwell	Pinter	Givan	Miller	Davis	Hall (WR)	Huntley	Plitt
Central Michigan	Slaven	Ricketts	Poenitsch	Blackwell	Pinter	Givan	Miller	Davis	Rudy (FB)	Huntley	Plitt
at Kent State	Slaven	Ricketts	Poenitsch	Blackwell	Pinter	Givan	Miller	Davis	Rudy (FB)	Huntley	Plitt
Miami	Boggs	Ricketts	Poenitsch	Blackwell	Pinter	Givan	Miller	Davis	Fletcher (RB)	Huntley	Plitt

DEFENSE

	DE	NT	DE	SLB	MLB	WLB	OLB	CB	SS	FS	CB
vs. Indiana	S. Hall	Crumb	Jennette	J. Williams	White	Thomas	Albright	A. Phillips	Cosby	Wilborn	Potts
Fordham	S. Hall	Crumb	Jennette	J. Williams	White	Thomas	Albright	A. Phillips	Cosby	Wilborn	Uzodinma
FAU	S. Hall	Crumb	Jennette	J. Williams	White	Thomas	Albright	A. Phillips	Cosby	Wilborn	Uzodinma
at NC State	S. Hall	Crumb	Jennette	J. Williams	White	Thomas	Albright	A. Phillips	Cosby	Wilborn	Uzodinma
at Northern Illinois	Ropati	Crumb	Jennette	J. Williams	White	Thomas	Albright	A. Phillips	Cosby	Wilborn	Uzodinma
at Eastern Michigan	Ropati	Crumb	Jennette	J. Williams	White	Thomas	Albright	A. Phillips	Cosby	Wilborn	Uzodinma
Toledo	Ropati	Crumb	Jennette	J. Williams	White	Thomas	Albright	A. Phillips	Cosby	Wilborn	Uzodinma
Ohio	Ropati	Crumb	Jennette	J. Williams	White	Thomas	Albright	A. Phillips	Cosby	Wilborn	Uzodinma
at Western Michigan	Ropati	Crumb	Jennette	J. Williams	White	Thomas	Albright	A. Phillips	Cosby	Wilborn	Uzodinma
Central Michigan	Ropati	Crumb	Jennette	Daw	White	Thomas	Albright	A. Phillips	Cosby	Wilborn	Uzodinma
at Kent State	N. Jones (CB)	Crumb	Jennette	J. Williams	White	Thomas	Albright	A. Phillips	Cosby	Wilborn	Uzodinma
Miami	Kendrick	Crumb	Jennette	J. Williams	White	Thomas	Albright	N. Jones	Cosby	Wilborn	Uzodinma

Miscellaneous Stats (2019)**IN THE RED ZONE – BALL STATE**

	No.	TD	FG	Failed	Pct.
vs. Indiana	2	1	1	0	100.0
Fordham	6	5	0	1	83.3
FAU	5	3	1	1	80.0
at NC State	4	2	1	1	75.0
at Northern Illinois	4	1	3	0	100.0
at Eastern Michigan	3	2	0	1	66.7
Toledo	4	2	1	1	75.0
Ohio	3	2	0	1	66.7
at Western Michigan	3	3	0	0	100.0
Central Michigan	7	4	2	1	85.7
at Kent State	5	3	1	1	80.0
Miami	3	3	0	0	100.0
Totals	49	31	10	8	83.7

IN THE RED ZONE – OPPONENT

	No.	TD	FG	Failed	Pct.
vs. Indiana	3	2	1	0	100.0
Fordham	5	4	0	1	80.0
FAU	4	4	0	0	100.0
at NC State	4	3	1	0	100.0
at Northern Illinois	3	1	2	0	100.0
at Eastern Michigan	5	3	0	2	60.0
Toledo	3	1	0	2	33.3
Ohio	6	4	2	0	100.0
at Western Michigan	4	3	0	1	75.0
Central Michigan	7	6	1	0	100.0
at Kent State	4	2	2	0	100.0
Miami	3	2	1	0	100.0
Totals	51	35	10	6	88.2

BALL STATE BIG PLAYS (30+ yards)

Yards	Play	Opp.	Qtr	TD
73	Fletcher rush	OHIO	3	1
64	Plitt pass to Hall	CMU	3	1
54	Huntley rush	KENT	1	0
51	Dunner rush	TOL	2	1
51	Plitt rush (quarterback sneak)	FAU	2	0
50	Plitt pass to Hall	FORD	1	1
49	Walter Fletcher rush	CMU	1	0
46	Plitt pass to Hall	EMU	3	1
46	Plitt pass to Miller	FAU	3	0
45	Huntley rush	NIU	4	1
45	Plitt pass to Fletcher	IU	3	1
44	Evans rush	TOL	4	0
42	Huntley rush	KENT	4	1
42	Plitt pass to Miller	CMU	2	0
40	Plitt pass to Tyler	MIA	4	1
40	Plitt pass to Tyler	MIA	3	1
40	Plitt pass to Davis	FORD	2	1
39	Plitt pass to Tyler	KENT	1	0
39	Plitt pass to Fletcher	CMU	2	0
39	Dunner rush	TOL	3	1
39	Plitt pass to Miller	TOL	1	1
39	Plitt pass to Tyler	EMU	1	0
38	Fletcher rush	CMU	3	0
36	Dunner rush	OHIO	3	0
36	Plitt pass to Hall	TOL	2	1
36	Plitt pass to Tyler	IU	4	1
35	Plitt pass to Tyler	NCSU	4	0
34	Huntley rush	TOL	1	0
33	Plitt pass to Fletcher	KENT	2	1
33	Huntley rush	EMU	1	0
32	Huntley rush	CMU	1	0
32	Huntley rush	WMU	4	0
31	Plitt pass to Hall	WMU	1	0
31	Plitt pass to Fletcher	FORD	4	0
30	Huntley rush	MIA	4	1
30	Plitt pass to Schrank	MIA	2	0
30	Plitt pass to Fletcher	FORD	2	0
30	Plitt pass to Tyler	IU	4	0

Head Coach Mike Neu

5th season at Ball State | 11th season as a head coach (including arena league) | 19th season as a football coach

Hometown: Indianapolis, Ind. | Alma Mater: Ball State '94

Family: wife Charmin ... three children – Graycen, Carson and Chase



Ball State University welcomed back one of its own as Mike Neu was named the head coach for the Cardinals football program in January of 2016. Neu played collegiate football at Ball State where he was named 1993 Mid-American Conference Offensive Player of the Year.

Neu has nearly 20 years of coaching experience with stops in the National Football League (NFL), Division I FBS football and the arena leagues.

The Cardinals have made several strides forward under Neu's leadership with the 2019 campaign the most memorable thus far. Ball State reclaimed the Bronze Stalk Trophy from Northern Illinois for the first time since 2008 with a come-from-behind 27-20 win over the Huskies in early October. The Cards then capped the year by knocking off eventual MAC champion Miami to earn the Red Bird Rivalry Trophy, 41-27.

Ball State's offense was statistically the most explosive in the conference last fall. The Cardinals led the MAC in scoring (34.8 points per game) and total offense (463 yards per game). On defense, BSU forced turnover after turnover all year. The 24 forced turnovers were the most in the conference and ranked 15th nationally.

Ten Cardinals came away with All-MAC accolades following the 2019 season, the most for a Ball State team since 2013. Over Neu's four seasons as head coach, 23 players have been recognized on an all-league team. The football team also placed a league-high 20 players on the Academic All-MAC list last fall. Fifteen of those 20 Cardinals were making a return appearance to that list.

Before returning to Ball State, Neu spent the 2014 and 2015 seasons as the quarterbacks coach for the NFL's New Orleans Saints. In 2014 under Neu's guidance, quarterback Drew Brees was selected to his franchise-record eighth Pro Bowl as a Saint. Brees led the league in completions (456), tied for first in passing yardage (4,952), ranked second in completion percentage (69.2) and tied for fifth in touchdown passes (33). In 2015, Brees once again led the NFL in passing yardage (4,870) while ranking second in completion percentage (68.3) and completions (428).

Neu, a native of Indianapolis, Indiana,



started 38-of-41 games at quarterback in his four seasons at Ball State (1990-93). He was honored with the MAC's Vern Smith Award as the league's most valuable player and the MAC Offensive Player of the Year award as a senior. That year, Neu and the Cardinals went 8-3-1 overall and 7-0-1 in league action to capture the MAC championship. In one of his greatest games as a collegiate quarterback, Neu threw for a Ball State record 469 yards

and completed 28-of-40 passes against Toledo in 1993 to help the Cardinals rally from a 30-3 deficit and record the largest comeback in Ball State history, a 31-30 Homecoming victory.

Neu played professionally in the Canadian Football League and Arena Football League (AFL) from 1995-97 before beginning his coaching career in 1998 with the AFL's Nashville Kats. In 2000, Neu was named head coach for the first time as he took over the Arena Football 2's (AF2) Augusta Stallions. He led that organization to a conference title in 2000 with a 14-4 record and was named the AF2 Coach of the Year.

In 2001 and 2002, Neu worked with the AFL's Carolina Cobras. He served as the offensive coordinator in 2001 and was promoted to head coach in 2002. During his stint as head coach, Neu led the team to the quarterfinals of the AFL playoffs, including the team's first playoff win.

Neu then spent four years as head coach of the AFL's New Orleans VooDoo. There, he compiled a 33-31 record and earned 2004 AFL Coach of the Year honors. During his first season at the helm, Neu led the team to a franchise-best 11-5 record, a division title and a playoff berth.

From 2008-12, Neu worked on the New Orleans Saints' player personnel staff. He then spent the 2012 and 2013 seasons with Tulane as the quarterbacks coach. In 2013, Neu helped guide Tulane to a 7-6 overall record and its first postseason appearance in 11 years – the 2013 R+L Carriers New Orleans Bowl.

Neu received his bachelor's degree in sport administration from Ball State in 1994 and served as a graduate assistant coach for the Cardinals during the 1994 season. He was inducted into the Ball State Athletics Hall of Fame in 2004.


Neu and his wife, Charmin, have a daughter, Graycen, and two sons, Carson and Chase.

Neu's Head Coaching Record

Year	School/Team	W-L-T
2000	Augusta Stallions (AF2)	14-4
2002	Carolina Cobras (AFL)	7-9
2004	New Orleans VooDoo (AFL)	11-6
2005	New Orleans VooDoo	9-7
2007	New Orleans VooDoo	5-11
2008	New Orleans VooDoo	8-8
2016	Ball State	4-8
2017	Ball State	2-10
2018	Ball State	4-8
2019	Ball State	5-7
2020	Ball State	0-0
Totals	11th year	69-78 (.469)
	5th year	15-33 (.312) at Ball St.
	5th year	8-24 (.250) vs. MAC

Neu's Coaching Experience

Ball State	HC	2016-pres.
New Orleans Saints (NFL)	QBs	2014-15
Tulane	QBs	2012-13
New Orleans VooDoo (AFL)	HC	2004-08
Carolina Cobras (AFL)	HC	2002
Carolina Cobras (AFL)	OC	2001
Augusta Stallions (AF2)	HC	2000
Nashville Kats (AFL)	OC/QBs	1998-99
Ball State	GA	1994



FBS HEAD COACHES AT THEIR ALMA MATERS (16)

Troy Calhoun (AF)	Danny Gonzales (NM)
Shawn Clark (APP)	Thomas Hammock (NIU)
Mike Neu (BALL)	Pat Fitzgerald (N'WSTRN)
Bryan Harsin (BOISE)	Mike Gundy (OKST)
Kalani Sitake (BYU)	Jonathan Smith (ORST)
Kirby Smart (UGA)	David Shaw (STAN)
Jim Harbaugh (MICH)	Tim Lester (WMU)
Scott Frost (NEB)	Paul Chryst (WISC)

Asst. HC/STs/TEs Coach**PATRICK DOUGHERTY**

8th season at Ball State
13th season as a football coach
Alma Mater: Ohio Dominican '08

 @Coach_Dougherty

**Coaching Experience:**

- Ball State, special teams coordinator, 2016-pres.; tight ends coach, 2014-pres.
- Northwestern, defensive quality control coach, 2013
- Ball State, graduate assistant coach, 2012
- Lindsey Wilson, special teams coordinator/linebackers coach, 2010-11
- Defiance, defensive line coach, 2008-09


Notes:

Promoted to assistant head coach in the spring of 2020 ... assumed the special teams coordinator role in the spring of 2016 ... also coaches the tight ends ... helped kick returner Malik Dunner earn All-MAC honors three straight years in 2017, 2018 and 2019 ... guided Morgan Hagee to a new Ball State PAT record in 2018 (129) ... the Cardinals led the MAC in kickoff return average (21.7 yards per return) in 2017 ... Ball State returned a kickoff for a touchdown and blocked a punt in the win over UAB in 2017 ... Ball State blocked a punt and returned it for a score at Indiana in 2016 ... served as the recruiting coordinator in 2015-16 ... joined the Ball State football staff after the 2013 regular season and prior to the GoDaddy Bowl.

Off. Coord./RBs Coach**KEVIN LYNCH**

5th season at Ball State
12th season as a football coach
Alma Mater: Franklin Coll. '09

 @coachklynch

**Coaching Experience:**

- Ball State, offensive coordinator/running backs coach, 2020-pres.
- Ball State, running backs coach/recruiting coordinator, 2018-19
- Ball State, running backs coach, 2016-17
- Univ. of Indianapolis, assistant coach, 2010-15
- Indiana, offensive quality control coach, 2009

Notes:

Promoted to offensive coordinator in January 2020 ... helped Caleb Huntley earn second team All-MAC honors in 2019 after he rushed for more than 100 yards in seven of the eight league games ... worked with Caleb Huntley in 2017 to become just the second Cardinals freshman to reach 1,000 yards rushing in a season ... Ball State's offense averaged 220 rushing yards per game in 2016, its highest since 1978 (238.6) ... helped James Gilbert earn All-MAC first team accolades in 2016 after piling up 1,432 rushing yards, the fourth most in a single season by a Ball State player ... he was an integral part of one of the most successful eras in UIndy history, helping the Greyhounds to 39 wins, four conference championships and three NCAA Division II playoff appearances ... a former all-conference wide receiver and three-year starter at nearby Franklin College.

Def. Coord./ILBs Coach**TYLER STOCKTON**

2nd season at Ball State
7th season as a football coach
Alma Mater: Notre Dame '13

 @Coach_TsTock

**Coaching Experience:**

- Ball State, defensive coordinator/ILBs coach, 2020-pres.
- Ball State, co-DC/ILBs coach, 2019
- Western Illinois, DC/OLBs coach, 2018; defensive line coach/run game coordinator, 2016-17
- Connecticut, graduate assistant coach, 2014-15

Notes:

Ball State led the league and ranked 15th nationally with 24 forced turnovers in 2019 ... helped linebackers Jacob White (first team) and Jaylin Thomas (third team) earn All-MAC honors in his first year on the BSU staff ... helped Western Illinois rank 23rd nationally in FCS in yards allowed per game (327.9) and sixth in sacks (36) in 2018 ... UConn ranked 15th nationally in scoring defense in 2015 and earned a spot in the 2015 St. Petersburg Bowl ... five-year member of the Notre Dame football team (2009-13) where he played on the defensive line ... helped the Fighting Irish make appearances in the 2010 Sun Bowl (champions), 2013 BCS National Championship game and 2013 Pinstripe Bowl (champions) ... worked summer internships at Goldman Sachs, Young Entrepreneurs Across America, Morgan Stanley Smith Barney and ETL Associates ... member of the Notre Dame Wall Street club ... went on to earn his MBA in corporate finance in 2014.

Wide Receivers Coach**ALEX BAILEY**

6th season at Ball State
14th season as a football coach
Alma Mater: Youngstown St. '07

 @CoachAlexBailey

**Coaching Experience:**

- Ball State, wide receivers coach/recruiting coordinator, 2020-pres.
- Ball State, wide receivers coach, 2015-19
- Wayne State, assistant coach, 2014
- Valparaiso, assistant coach, 2012-13
- Dayton, assistant coach, 2010-11
- Defiance, assistant coach, 2007-09

Notes:

Took on the role of recruiting coordinator in the winter of 2020 ... Ball State's top two wide receivers earned All-MAC honors in 2019 – Justin Hall (first team) and Riley Miller (second team) ... mentored Riley Miller to team MVP honors as well as second team All-MAC accolades in 2018 ... helped Justin Hall earn ESPN.com Freshman All-America honors in 2017 after Hall led all freshmen nationally in receptions (78) and ranked fourth among all freshmen in receiving yards (801) ... was the recruiting and pass game coordinator in addition to coaching the wide receivers at Valparaiso ... coached four all-conference players at Dayton and helped the Flyers to a 10-1 record in 2010, including the Pioneer Football League Championship.

Outside Linebackers Coach**CORY CONNOLLY**

6th season at Ball State
7th season as a football coach
Alma Mater: Quincy '13

 @CoryConnolly

**Coaching Experience:**

- Ball State, outside linebackers coach, 2018-pres.
- Ball State, graduate assistant coach, 2015-17
- Carthage College, graduate assistant coach, 2014

Notes:

Promoted to a full-time assistant coach in the spring of 2018 ... the two starting outside linebackers in 2019 – Christian Albright and Jordan Williams – combined for 8.0 sacks and 20.5 tackles for loss last fall ... helped Christian Albright earn third team All-MAC honors in 2018 after leading the team in sacks (5) and tying for the league lead in forced fumbles (4) ... Ray Wilborn led the team in tackles (83) and tackles for loss (10.5) in his first season on the squad in 2018 ... worked with the Ball State defensive linemen in 2017 ... four-year starter at defensive end for Quincy ... three-time team captain ... 2012 all-conference honoree ... 2011 All-Mid-States Mideast defensive end ... participated in 2014 Future Football Coaches Academy sponsored by NCAA and AFCA ... certified strength and conditioning specialist (CSCS) ... recipient of the Quincy University LaVerne Academic Scholarship and Walter "Wally" O'Day Memorial Scholarship.

DBs (Safeties) Coach**MIKE DIETZEL**

2nd season at Ball State
36th season as a football coach
Alma Mater: Otterbein '85

 @CoachDietzel

**Coaching Experience:**

- Ball State, defensive backs coach, 2019-pres.
- Central Michigan, linebackers/secondary/special teams coach, 2015-18
- Buffalo, secondary, co-special teams coach, 2010-14
- Western Kentucky, defensive coordinator, secondary/linebackers/special teams coach, 2003-09
- Kent State, defensive coordinator/secondary coach, 2001-02
- New York/New Jersey Hitmen (XFL), secondary coach, 2001
- Army, running backs/wide receivers/tight ends coach, 1995-99
- Johns Hopkins, secondary coach, 1994
- Army, JV head coach/running backs coach, 1992-93
- Pennsylvania, inside linebackers coach, 1991
- Michigan, graduate assistant coach (OLBs), 1989-90
- Pennsylvania, inside linebackers coach, 1988
- Earlham College, defensive coordinator, 1987
- Colorado, graduate assistant coach, 1985-86

Notes:

Has coached at three other MAC schools ... spent seven years at WKU, including three as defensive coordinator ... helped CMU to three bowl appearances in 4 seasons with the Chippewas.

Quarterbacks Coach

JOEY HECKLINSKI

2nd season at Ball State
7th season as a football coach
Alma Mater: Marian '14

 @JMHecklinski



Coaching Experience:

- Ball State, quarterbacks coach, 2020-pres.
- Ball State, graduate assistant coach, 2019
- Butler, assistant coach/assistant video coordinator, 2017-18
- Marian, assistant coach, 2015-16
- Manchester, assistant coach, 2014

Notes:

Promoted to quarterbacks coach in February 2020 ... worked specifically with the Cardinals wide receivers in 2019 ... coached running backs, wide receivers and quarterbacks at previous schools ... helped Butler earn a victory over No. 24 Youngstown State in 2018 ... coached with the Marian team that won the 2015 NAIA national championship over Southern Oregon ... helped Manchester set eight offensive single game or season records in 2014 ... starting quarterback at Marian and team captain as a senior ... played on the 2012 Marian squad that won the NAIA national title.

Running Game Coord./OL

COLIN JOHNSON

2nd season at Ball State
13th season as a football coach
Alma Mater: Ball State '03

 @CoachJohnson64



Coaching Experience:

- Ball State, running game coordinator/offensive line coach, 2020-pres.
- Ball State, offensive line coach, 2019
- Butler, offensive line coach, 2018
- DePauw, offensive line coach, 2013-17
- The College of Wooster, offensive line coach, 2012
- Butler, defensive tackles coach, 2011
- Indiana, offensive graduate assistant, 2009-10; special teams quality control assistant, 2008

Notes:

Ball State's rushing average in 2019 (219.4 ypg) was its second highest in the past 40 years ... mentored Danny Pinter to team MVP honors in 2019 ... Pinter (first team) and Curtis Blackwell (third) earned All-MAC honors last fall ... helped three Butler offensive linemen earn all-conference accolades in 2018 ... worked for former Ball State head coach Bill Lynch at DePauw ... worked with NFL draft selections Rodger Saffold and James Brewer at Indiana ... served as an intern on the Ball State staff in 2003 ... four year letterwinner on the Ball State football team between 1999 and 2002 ... three year starter at center ... served as a team captain his senior season ... helped running back Marcus Merriweather set back-to-back program single season rushing records in 2001 and 2002.

Defensive Line Coach

KEITH MCKENZIE

5th season at Ball State
13th season as a football coach
Alma Mater: Ball State '96

 @CoachMcKenzie95



Coaching Experience:

- Ball State, defensive line coach, 2016-pres.
- Wayne State, assistant coach, 2008-2015

Notes:

Helped defensive end Anthony Winbush earn first team All-MAC honors in 2017 after he ranked fourth nationally in sacks (11.5) and equaled the Ball State career sacks record (25) ... the Cardinals racked up a season-high 10 tackles for loss at No. 8 Notre Dame in 2018 ... Ball State ranked second in the MAC in sacks in 2016 (31) ... the Cardinals racked up eight sacks in the win over ECU in 2016, the team's most in at least 10 years ... served as the linebackers coach at Wayne State from 2008-15 ... added special teams coordinator duties at Wayne State in 2014-15 ... coached 10 all-conference players at Wayne State, including the 2014 GLIAC Defensive Back of the Year ... played football at Ball State from 1991 to 1995 ... holds the program record for career sacks (25) ... team captain and All-MAC defensive end as a senior ... went on to play in the NFL for eight years with Green Bay, Cleveland, Chicago and Buffalo ... was a part of Green Bay's Super Bowl XXXI championship team ... recorded 29.5 sacks in 95 NFL games ... inducted into the Ball State Athletics Hall of Fame in 2007.

Passing Game Coord./DBs

JOSH ZIDENBERG

1st season at Ball State
10th season as a football coach
Alma Mater: Virginia '08

 @CoachZidenberg



Coaching Experience:

- Ball State, passing game coordinator/defensive backs coach, 2020-pres.
- William & Mary, special teams coordinator/safeties coach, 2019
- Western Illinois, special teams coordinator/defensive backs coach, 2018
- Lafayette College, running backs coach, 2017
- VMI, co-special teams coordinator/safeties coach, 2015-16
- Connecticut, graduate assistant coach, 2014
- Virginia, graduate assistant coach, 2009-11

Notes:

Worked with Ball State defensive coordinator Tyler Stockton at Western Illinois and Connecticut ... William & Mary ranked among the top 10 teams nationally (FCS) in blocked kicks (6) and kickoff returns (23.7 yards per return) in 2019 ... Western Illinois' 2018 defense ranked among the FCS national leaders in total defense (23rd – 327.9 yards per game), passing yards allowed (28th – 192.6) and interceptions (30th – 12) ... got his professional start with the Miami Dolphins in 2008 as a player personnel assistant ... earned three varsity letters as a running back and playing on special teams at Virginia from 2004-07 ... earned his master's degree from Virginia in 2011.

Strength & Cond. Coach

BEN ARMER

5th season at Ball State
Alma Mater: Western Mich. '12

 @BSUFBStrength



Experience:

- Ball State, Dir. of Strength and Conditioning, 2016-pres.
- Miami (Ohio), assistant strength and conditioning coach, 2015
- Ball State, graduate assistant for strength and conditioning, 2014
- Western Michigan, strength and conditioning intern, 2013

Notes:

All-Mid-American Conference third-team selection as a punter for Western Michigan in 2009 ... three-time Academic All-MAC ... two-time Capital One Academic All-District ... named to the Ray Guy Award Watch List in each of his three seasons for the Broncos.

Ball State Support Staff

Director of Football Admin./Chief of Staff:

Byron Ellis (Southern Miss, 2003), 5th season

Recruiting and Personnel Specialist:

Dan Reineck (Baldwin Wallace, 2012), 3rd season

Graduate Assistant Coaches:

Nate Atkins (defense),
Riley Deckard (special teams/recruiting)
Zach Greiner (offense)
Jack Nudo (defense)
DJ Steward (offense)

Associate Athletic Trainer:

Shawn Comer (Central Michigan, 1990), 25th season

Assistant Strength and Conditioning Coach:

Harry Gilbert (Appalachian State, 2015), 2nd season

Video Coordinator:

Kyle Hoogeveen (Minnesota, 2016), 2nd season

Equipment Manager:

Robert D'Anjolell (Louisville, 2017), 1st season

Administrative Coordinator:

Abby Wegener

Last Shutout:

Oct. 4, 2008 – Ball State 31, Toledo 0

Last Time Shut Out:

Oct. 8, 2011 – Temple 42, Ball State 0

Last Overtime Game:

Nov. 13, 2018 – Ball State 42, Western Michigan 41 (1OT)

Last Overtime Win:

Nov. 13, 2018 – Ball State 42, Western Michigan 41 (1OT)

Last Overtime Loss:

Nov. 19, 2005 – Central Michigan 31, Ball State 24 (1OT)

Scored More Than 50 Points in a Game:

Oct. 19, 2019 – Ball State 52, Toledo 14

Scored at Least 27 Points in a Quarter:

Sept. 21, 2013 – Ball State (27) at Eastern Michigan

Held an Opponent Under 100 Yards Rushing:

Oct. 12, 2019 – at Eastern Michigan (89)

Held an Opponent Under 100 Yards Passing:

Oct. 4, 2014 – at Army (48)

Held an Opponent Under 200 Yards of Total Offense:

Nov. 12, 2010 – at Buffalo (144)

Last Kickoff Returned for a Touchdown:

Nov. 5, 2019 – Malik Dunner at Western Michigan (100 yards)

Last Punt Returned for a Touchdown:

Nov. 24, 2009 – Charlie Todd vs. Western Michigan (87 yards)

Last Interception Returned for a Touchdown:

Sept. 11, 2010 – Charlie Todd vs. Liberty (36 yards)

Last Fumble Returned for a Touchdown:

Sept. 14, 2019 – Jordan Williams vs. Florida Atlantic (60 yards)

Recorded a Safety:

Sept. 7, 2019 – Jaylin Thomas, Chris Crumb vs. Fordham

Last Successful Two-Point Conversion:

Oct. 12, 2019 – Drew Plitt pass to Riley Miller at EMU

Last 100 Yard Rush Game

Nov. 29, 2019 – Caleb Huntley vs. Miami (Ohio) (134 yards, 24 att.)

Last Quarterback to Rush for 100 Yards:

Oct. 28, 2000 – Talmadge Hill vs. CMU (101 yards, 19 att.)

Last 200 Yard Rush Game:

Oct. 15, 2016 – James Gilbert at Buffalo (264 yards, 34 att.)

Last Time Two BSU Rushers Have Gone Over 100 Yards:

Nov. 16, 2019 – Walter Fletcher vs. CMU (115 yards, 15 att.)

Caleb Huntley vs. CMU (106 yards, 24 att.)

Last Time Two BSU Rushers Have Gone Over 200 Yards:

Oct. 24, 2009 – MiQuale Lewis at EMU (301 yards, 26 att.)

Cory Sykes at EMU (203 yards, 23 att.)

Last Player to Score Three or More Rushing Touchdowns:

Nov. 29, 2019 – Caleb Huntley vs. Miami (Ohio) (3, 5, 30)

Last Player to Score Four or More Rushing Touchdowns:

Sept. 20, 2008 – MiQuale Lewis at Indiana (1, 2, 1, 3)

Last Player to Tally 35 or More Carries in a Game:

Oct. 5, 2019 – Caleb Huntley at NIU (157 yards, 35 att.)

Last 100 Yard Receiving Game

Oct. 12, 2019 – Justin Hall at EMU (109 yards, 11 rec.)

Last 200 Yard Receiving Game:

Sept. 29, 2018 – Riley Miller vs. Kent State (208 yards, 11 rec.)

Last Time Two BSU Receivers Have Gone Over 100 Yards:

Nov. 8, 2016 – KeVonn Mabon vs. EMU (149 yards, 12 rec.)

Cywettne Brown vs. EMU (105 yards, 3 rec.)

Last Player to Score Three or More Receiving Touchdowns:

Nov. 29, 2013 – Jamill Smith vs. Miami (Ohio) (10, 10, 6)

Last Player to Score Four Receiving Touchdowns:

Nov. 19, 1977 – Rick Morrison vs. Eastern Mich. (21, 28, 32, 12)

Last Player to Tally 10 or More Receptions in a Game:

Oct. 12, 2019 – Justin Hall at EMU (109 yards, 11 rec.)

Last 300 Yard Passing Game

Nov. 29, 2019 – Drew Plitt vs. Miami (Ohio) (317)

Last 400 Yard Passing Game:

Sept. 7, 2019 – Drew Plitt vs. Fordham (439)

Last Player to Throw Three or More Touchdown Passes:

Nov. 29, 2019 – Drew Plitt vs. Miami (Ohio) (3)

Last Player to Throw Four or More Touchdown Passes:

Sept. 7, 2019 – Drew Plitt vs. Fordham (6)

Last Player to Throw Five or More Touchdown Passes:

Sept. 7, 2019 – Drew Plitt vs. Fordham (6)

Last Player to Attempt 40 or More Passes:

Nov. 29, 2019 – Drew Plitt vs. Miami (Ohio) (26-of-40)

Last Player to Complete 30 or More Passes:

Sept. 21, 2019 – Drew Plitt at NC State (35-of-57)

Last Player to Record Two or More Interceptions:

Nov. 29, 2019 – Amechi Uzodinma II vs. Miami (Ohio) (2)

Last Player to Record Three Interceptions:

Sept. 13, 2008 – Sean Baker at Akron (3)

Last Player to Force Two or More Fumbles:

Sept. 9, 2017 – Anthony Winbush vs. UAB (2)

Last Player to Recover Two or More Fumbles:

Sept. 14, 2019 – Jordan Williams vs. Florida Atlantic (2)

Last Player to Record Two or More Sacks:

Oct. 19, 2019 – Jordan Williams vs. Toledo (2.5)

Last Player to Record 15 or More Tackles:

Nov. 5, 2019 – Jacob White at Western Michigan (15)

Last Player to Record 20 or More Tackles:

Oct. 30, 2004 – Justin Beriault vs. Northern Illinois (21)

Last Field Goal Made From at Least 50 Yards:

Oct. 6, 2018 – Morgan Hagee vs. Northern Illinois (51)

Last Player to Make Four or More Field Goals:

Oct. 5, 2019 – Ryan Rimmier at Northern Illinois (4)

Last Player to Block a Field Goal Attempt:

Nov. 5, 2011 – Joshua Howard at Eastern Michigan

Last Player to Block an Extra Point Attempt:

Nov. 5, 2015 – Julian Jackson vs. Western Michigan

Last Player to Block a Punt:

Sept. 9, 2017 – David Moore vs. UAB

Last Blocked Punt Returned for a Touchdown:Sept. 10, 2016 – Malik Dunner at Indiana
(block by Dedrick Cromartie)**Last Player to Recover an On-side Kick:**

Sept. 21, 2019 – Ray Wilborn at NC State



2019 Ball State Football
Ball State Overall Team Statistics (as of Nov 29, 2019)
All games



Team Statistics	BALL	OPP
SCORING	418	377
Points Per Game	34.8	31.4
Points Off Turnovers	95	57
FIRST DOWNS	292	265
Rushing	129	110
Passing	137	135
Penalty	26	20
RUSHING YARDAGE	2633	2155
Yards gained rushing	2923	2372
Yards lost rushing	290	217
Rushing Attempts	536	485
Average Per Rush	4.9	4.4
Average Per Game	219.4	179.6
TDs Rushing	27	34
PASSING YARDAGE	2923	2941
Comp-Att-Int	239-373-7	229-391-15
Average Per Pass	7.8	7.5
Average Per Catch	12.2	12.8
Average Per Game	243.6	245.1
TDs Passing	24	11
TOTAL OFFENSE	5556	5096
Total Plays	909	876
Average Per Play	6.1	5.8
Average Per Game	463.0	424.7
KICK RETURNS: #-Yards	42-948	58-1129
PUNT RETURNS: #-Yards	14-112	20-303
INT RETURNS: #-Yards	15-71	7-32
KICK RETURN AVERAGE	22.6	19.5
PUNT RETURN AVERAGE	8.0	15.1
INT RETURN AVERAGE	4.7	4.6
FUMBLES-LOST	18-9	16-9
PENALTIES-Yards	71-636	73-620
Average Per Game	53.0	51.7
PUNTS-Yards	53-2060	50-2199
Average Per Punt	38.9	44.0
Net punt average	31.6	40.1
KICKOFFS-Yards	77-4449	75-4484
Average Per Kick	57.8	59.8
Net kick average	40.2	37.5
TIME OF POSSESSION/Game	30:17	29:43
3RD-DOWN Conversions	71/172	72/175
3rd-Down Pct	41%	41%
4TH-DOWN Conversions	12/23	10/21
4th-Down Pct	52%	48%
SACKS BY-Yards	15-95	29-167
MISC YARDS	0	0
TOUCHDOWNS SCORED	53	47
FIELD GOALS-ATTEMPTS	15-22	16-20
ON-SIDE KICKS	1-3	0-1
RED-ZONE SCORES	(41-49) 84%	(45-51) 88%
RED-ZONE TOUCHDOWNS	(31-49) 63%	(35-51) 69%
PAT-ATTEMPTS	(49-51) 96%	(41-43) 95%
ATTENDANCE	59545	106058
Games/Avg Per Game	6/9924	5/21212
Neutral Site Games		1/21437

Score by Quarters	1st	2nd	3rd	4th	OT	Total
Ball State	86	113	111	108	0	418
Opponents	89	109	99	80	0	377



2019 Ball State Football
Ball State Team Game-by-Game (as of Nov 29, 2019)
All games



TEAM STATISTICS

Date	Opponent	Rushing				Receiving				Passing				Kick Returns				Punt Returns				tot off
		no.	yds	td	lg	no.	yds	td	lg	cmp-att-int	yds	td	lg	no.	yds	td	lg	no.	yds	td	lg	
Aug 31	vs Indiana	40	100	1	12	26	298	2	45	26-41-1	298	2	45	2	35	0	23	1	0	0	0	398
Sep 07	FORDHAM	35	152	2	20	33	444	6	50	33-42-1	444	6	50	2	41	0	23	3	20	0	22	596
Sep 14	FLORIDA ATLANTIC	36	167	0	51	26	303	3	46	26-38-1	303	3	46	5	118	0	30	1	40	0	40	470
Sep 21	at NC State	30	84	2	14	35	333	0	35	35-57-1	333	0	35	1	22	0	22	2	11	0	11	417
Oct 05	at Northern Illinois	60	235	2	45	4	34	0	15	4-14-1	34	0	15	2	49	0	34	1	-1	0	0	269
Oct 12	at Eastern Michigan	47	196	2	33	23	255	2	46	23-32-0	255	2	46	4	85	0	28	0	0	0	0	451
Oct 19	TOLEDO	50	374	4	51	11	206	3	39	11-17-1	206	3	39	1	35	0	35	4	39	0	14	580
Oct 26	OHIO	35	242	2	73	11	109	1	18	11-20-0	109	1	18	7	124	0	22	0	0	0	0	351
Nov 05	at Western Michigan	43	261	3	32	14	148	0	31	14-22-0	148	0	31	5	174	1	100	0	0	0	0	409
Nov 16	CENTRAL MICHIGAN	47	231	2	49	14	268	3	64	14-25-1	268	3	64	6	143	0	32	0	0	0	0	499
Nov 23	at Kent State	59	330	4	54	16	208	1	39	16-25-0	208	1	39	6	99	0	30	0	0	0	0	538
Nov 29	MIAMI (OHIO)	54	261	3	30	26	317	3	40	26-40-0	317	3	40	1	23	0	23	2	3	0	6	578
Ball State		536	2633	27	73	239	2923	24	64	239-373-7	2923	24	64	42	948	1	100	14	112	0	40	5556
		485	2155	34	60	229	2941	11	75	229-391-15	2941	11	75	58	1129	0	51	20	303	2	76	5096

Games: 12 • Avg/rush: 4.9 • Avg/catch: 12.2 • Pass effic: 147.38 • KR avg: 22.6 • PR avg: 8.0 • All purpose avg/game: 557.2 • Total offense avg/gm: 463.0

Date	Opponent	Tackles				Sacks	Fumble		Pass Defense			blkd	PAT Attempts			off		
		ua	a	total	tfl-yds	no-yds	ff	fr-yds	int-yds	qbh	brup	kick	kick	rush	rcv	saf	t/o	pts
Aug 31	vs Indiana	30	52	82	3.0-6	0.0-0	0	0-0	2-0	3	2	0	3-3	0	0	0	7	24
Sep 07	FORDHAM	35	46	81	9.0-28	2.0-19	1	0-0	2-27	1	8	0	7-8	0	0	1	14	57
Sep 14	FLORIDA ATLANTIC	53	36	89	9.0-22	1.0-3	3	2-60	0-0	0	0	0	4-4	0	0	0	14	31
Sep 21	at NC State	48	25	73	2.0-6	0.0-0	0	0-0	2-0	1	3	0	2-2	0	0	0	0	23
Oct 05	at Northern Illinois	32	34	66	6.0-20	1.0-4	1	2-4	1-40	3	6	0	1-1	0	1	0	11	27
Oct 12	at Eastern Michigan	37	28	65	6.0-20	3.0-15	1	1-1	3-4	1	0	0	3-3	0	1	0	8	29
Oct 19	TOLEDO	44	22	66	7.0-41	4.0-32	2	2-8	1-0	4	6	0	7-7	0	0	0	10	52
Oct 26	OHIO	46	26	72	2.0-6	0.0-0	1	0-0	1-0	0	3	0	3-3	0	0	0	7	21
Nov 05	at Western Michigan	53	26	79	5.0-16	1.0-7	0	0-0	0-0	0	6	0	4-4	0	0	0	0	31
Nov 16	CENTRAL MICHIGAN	43	40	83	5.0-17	1.0-10	2	2-9	1-0	1	3	0	5-5	0	0	0	17	44
Nov 23	at Kent State	51	32	83	8.0-19	2.0-5	0	0-0	0-0	5	1	0	5-5	0	0	0	0	38
Nov 29	MIAMI (OHIO)	33	14	47	3.0-5	0.0-0	0	0-0	2-0	2	3	0	5-6	0	0	0	7	41
Ball State		505	381	886	65.0-206	15.0-95	11	9-80	15-71	21	41	0	49-51	0	2	1	95	418
		559	378	937	72.0-251	29.0-167	11	9-21	7-32	23	39	4	41-43	0	3	0	57	377

		Punting									Field Goals			Kickoffs				
Date	Opponent	no.	yds	avg	long	blkd	tb	fc	50+	i20	md-att	long	blkd	no.	yds	avg	tb	ob
Aug 31	vs Indiana	5	227	45.4	52	0	0	4	2	2	1-2	22	0	5	308	61.6	0	0
Sep 07	FORDHAM	4	181	45.2	52	0	0	3	1	3	0-1	0	0	9	514	57.1	0	1
Sep 14	FLORIDA ATLANTIC	4	116	29.0	52	0	0	1	1	1	1-2	30	0	5	267	53.4	1	0
Sep 21	at NC State	6	234	39.0	54	1	1	2	2	2	3-3	43	0	5	302	60.4	0	0
Oct 05	at Northern Illinois	7	283	40.4	53	0	0	3	1	3	4-5	42	0	7	396	56.6	2	0
Oct 12	at Eastern Michigan	5	188	37.6	43	0	2	0	0	0	0-1	0	0	5	286	57.2	1	0
Oct 19	TOLEDO	2	114	57.0	62	0	0	0	2	1	1-2	42	0	9	565	62.8	2	0
Oct 26	OHIO	6	216	36.0	50	0	0	1	1	0	0-1	0	1	3	191	63.7	1	2
Nov 05	at Western Michigan	3	130	43.3	53	0	0	0	1	0	1-1	44	0	6	325	54.2	0	0
Nov 16	CENTRAL MICHIGAN	3	113	37.7	49	0	0	0	0	1	3-3	42	0	9	482	53.6	0	0
Nov 23	at Kent State	4	180	45.0	49	0	1	1	0	2	1-1	31	0	7	387	55.3	0	0
Nov 29	MIAMI (OHIO)	4	78	19.5	44	2	0	0	0	1	0-0	0	0	7	426	60.9	2	0
Ball State		53	2060	38.9	62	3	4	15	11	16	15-22	44	1	77	4449	57.8	9	3
		50	2199	44.0	76	0	4	15	10	16	16-20	52	0	75	4484	59.8	29	2



2019 Ball State Football
Ball State Opponent Game-by-Game (as of Nov 29, 2019)
All games

OPPONENT STATISTICS

Date	Opponent	Rushing				Receiving				Passing				Kick Returns				Punt Returns				tot off
		no.	yds	td	lg	no.	yds	td	lg	cmp-att-int	yds	td	lg	no.	yds	td	lg	no.	yds	td	lg	
Aug 31	vs Indiana	33	148	2	24	24	326	1	75	24-41-2	326	1	75	5	125	0	33	1	11	0	11	474
Sep 07	FORDHAM	37	105	3	25	20	221	1	53	20-35-2	221	1	53	7	123	0	33	1	24	0	24	326
Sep 14	FLORIDA ATLANTIC	46	132	2	18	33	366	4	52	33-41-0	366	4	52	2	32	0	20	1	-1	0	0	498
Sep 21	at NC State	41	186	3	25	19	185	0	22	19-34-2	185	0	22	5	100	0	22	3	112	1	76	371
Oct 05	at Northern Illinois	31	147	2	40	21	241	0	27	21-43-1	241	0	27	3	20	0	15	2	9	0	5	388
Oct 12	at Eastern Michigan	33	89	2	18	20	283	1	41	20-36-3	283	1	41	3	54	0	23	1	29	0	29	372
Oct 19	TOLEDO	38	138	2	44	16	171	0	27	16-38-1	171	0	27	7	170	0	51	2	28	0	22	309
Oct 26	OHIO	56	316	4	29	8	131	0	29	8-16-1	131	0	29	0	0	0	0	2	2	0	2	447
Nov 05	at Western Michigan	52	382	5	60	13	124	0	33	13-24-0	124	0	33	6	84	0	32	2	4	0	10	506
Nov 16	CENTRAL MICHIGAN	41	139	6	17	27	356	0	36	27-38-1	356	0	36	8	193	0	51	1	20	0	20	495
Nov 23	at Kent State	48	266	2	37	18	369	3	64	18-26-0	369	3	64	7	134	0	41	1	0	0	0	635
Nov 29	MIAMI (OHIO)	29	107	1	16	10	168	1	45	10-19-2	168	1	45	5	94	0	22	3	65	1	32	275
Opponents		485	2155	34	60	229	2941	11	75	229-391-15	2941	11	75	58	1129	0	51	20	303	2	76	5096
		536	2633	27	73	239	2923	24	64	239-373-7	2923	24	64	42	948	1	100	14	112	0	40	5556

Games: 12 • Avg/rush: 4.4 • Avg/catch: 12.8 • Pass effic: 123.36 • KR avg: 19.5 • PR avg: 15.1 • All purpose avg/game: 546.7 • Total offense avg/gm: 424.7

Date	Opponent	Tackles				Sacks		Fumble		Pass Defense			blkd	PAT Attempts			off		
		ua	a	total	tfl-yds	no-yds	ff	fr-yds		int-yds	qbh	brup	kick	kick	rush	rcv	saf	t/o	pts
Aug 31	vs Indiana	43	36	79	7.0-33	3.0-24	0	0-0		1-29	4	2	0	2-2	0	1	0	0	34
Sep 07	FORDHAM	36	54	90	4.0-20	1.0-13	1	1-0		1-0	2	2	0	3-3	0	1	0	15	29
Sep 14	FLORIDA ATLANTIC	51	22	73	10.0-37	5.0-29	2	3-4		1-3	3	1	0	5-6	0	0	0	21	41
Sep 21	at NC State	55	20	75	7.0-25	2.0-19	1	0-0		1-0	4	7	1	4-4	0	0	0	0	34
Oct 05	at Northern Illinois	43	46	89	5.0-17	2.0-11	2	1-0		1-0	1	3	0	2-2	0	0	0	7	20
Oct 12	at Eastern Michigan	42	44	86	5.0-10	2.0-7	1	1-19		0-0	1	2	0	2-3	0	0	0	7	23
Oct 19	TOLEDO	46	22	68	4.0-11	1.0-6	0	0-0		1-0	0	3	0	2-2	0	0	0	0	14
Oct 26	OHIO	35	20	55	6.0-18	4.0-13	1	1-0		0-0	1	4	1	4-4	0	0	0	7	34
Nov 05	at Western Michigan	43	30	73	5.0-13	3.0-7	0	0-0		0-0	3	2	0	5-5	0	0	0	0	35
Nov 16	CENTRAL MICHIGAN	50	20	70	9.0-25	1.0-4	0	0-0		1-0	2	3	0	4-4	0	1	0	0	45
Nov 23	at Kent State	52	40	92	4.0-19	2.0-16	1	1-0		0-0	0	5	0	5-5	0	0	0	0	41
Nov 29	MIAMI (OHIO)	63	24	87	6.0-23	3.0-18	2	1--2		0-0	2	5	2	3-3	0	0	0	0	27
Opponents		559	378	937	72.0-251	29.0-167	11	9-21		7-32	23	39	4	41-43	0	3	0	57	377
		505	381	886	65.0-206	15.0-95	11	9-80		15-71	21	41	0	49-51	0	2	1	95	418

Date	Opponent	Punting										Field Goals			Kickoffs				
		no.	yds	avg	long	blkd	tb	fc	50+	i20		md-att	long	blkd	no.	yds	avg	tb	ob
Aug 31	vs Indiana	3	155	51.7	63	0	0	1	1	2		4-4	50	0	8	455	56.9	3	2
Sep 07	FORDHAM	6	270	45.0	57	0	0	3	2	1		0-1	0	0	6	365	60.8	4	0
Sep 14	FLORIDA ATLANTIC	6	244	40.7	49	0	0	3	0	2		0-0	0	0	7	430	61.4	2	0
Sep 21	at NC State	3	153	51.0	55	0	0	1	2	1		2-3	39	0	7	455	65.0	6	0
Oct 05	at Northern Illinois	7	275	39.3	49	0	0	3	0	2		2-2	38	0	4	259	64.8	2	0
Oct 12	at Eastern Michigan	4	188	47.0	62	0	0	2	1	1		1-1	52	0	5	295	59.0	1	0
Oct 19	TOLEDO	6	254	42.3	52	0	0	0	1	0		0-1	0	0	3	192	64.0	2	0
Oct 26	OHIO	4	151	37.8	46	0	1	0	0	3		2-2	23	0	7	413	59.0	0	0
Nov 05	at Western Michigan	2	111	55.5	60	0	2	0	2	0		0-1	0	0	6	370	61.7	1	0
Nov 16	CENTRAL MICHIGAN	2	63	31.5	44	0	0	0	0	1		1-1	37	0	8	487	60.9	2	0
Nov 23	at Kent State	4	206	51.5	76	0	1	1	1	2		2-2	22	0	8	375	46.9	1	0
Nov 29	MIAMI (OHIO)	3	129	43.0	48	0	0	1	0	1		2-2	50	0	6	388	64.7	5	0
Opponents		50	2199	44.0	76	0	4	15	10	16		16-20	52	0	75	4484	59.8	29	2
		53	2060	38.9	62	3	4	15	11	16		15-22	44	1	77	4449	57.8	9	3



2019 Ball State Football
Ball State Individual Season/Career Statistics (as of Dec 04, 2019)
All games



SEASON

CAREER

Rushing	gp	att	gain	loss	net	avg	td	lg	avg/g	gp	att	gain	loss	net	avg	td	lg	avg/g
HUNTLEY, Caleb	12	248	1302	27	1275	5.1	12	54	106.2	30	496	2513	48	2465	5.0	15	54	82.2
FLETCHER, W.	12	132	761	35	726	5.5	5	73	60.5	12	132	761	35	726	5.5	5	73	60.5
HALL, Justin	12	24	192	5	187	7.8	2	23	15.6	36	55	399	20	379	6.9	3	23	10.5
DUNNER, Malik	12	11	193	9	184	16.7	2	51	15.3	46	175	1110	29	1081	6.2	15	66	23.5
PLITT, Drew	12	91	354	183	171	1.9	5	51	14.2	25	161	610	367	243	1.5	8	51	9.7
EVANS, Tye	8	3	49	0	49	16.3	0	44	6.1	12	4	49	2	47	11.8	0	44	3.9
JONES, Will	12	9	47	0	47	5.2	0	13	3.9	22	30	215	14	201	6.7	1	80	9.1
HURT, Markice	2	8	20	3	17	2.1	0	5	8.5	12	56	211	13	198	3.5	0	18	16.5
PINTER, Danny	12	1	5	0	5	5.0	1	5	0.4	43	2	8	0	8	4.0	1	5	0.2
HOHLT, Trevor	10	1	0	1	-1	-1.0	0	0	-0.1	22	1	0	1	-1	-1.0	0	0	0.0
TEAM	8	8	0	27	-27	-3.4	0	0	-3.4									
Total	12	536	2923	290	2633	4.9	27	73	219.4									
Opponents	12	485	2372	217	2155	4.4	34	60	179.6									

Passing	gp	effc	comp-att-int	pct	yds	td	lg	avg/g	gp	effc	comp-att-int	pct	yds	td	lg	avg/g
PLITT, Drew	12	148.19	238-370-7	64.3	2918	24	64	243.2	25	137.40	365-585-18	62.4	4356	33	64	174.2
PADDOCK, John	2	71.00	1-2-0	50.0	5	0	5	2.5	3	125.40	6-8-0	75.0	48	0	15	16.0
TEAM	8	0.00	0-1-0	0.0	0	0	0	0.0								
Total	12	147.38	239-373-7	64.1	2923	24	64	243.6								
Opponents	12	123.36	229-391-15	58.6	2941	11	75	245.1								

Receiving	gp	no.	yds	avg	td	lg	avg/g	gp	no.	yds	avg	td	lg	avg/g
HALL, Justin	12	61	684	11.2	6	64	57.0	36	208	2107	10.1	9	64	58.5
MILLER, Riley	12	43	612	14.2	6	46	51.0	39	134	1790	13.4	14	52	45.9
DAVIS, Antwan	12	38	516	13.6	3	40	43.0	24	56	700	12.5	3	40	29.2
TYLER, Yo'Heinz	12	27	504	18.7	5	40	42.0	24	41	730	17.8	7	63	30.4
FLETCHER, W.	12	26	306	11.8	2	45	25.5	12	26	306	11.8	2	45	25.5
GIVAN, Nolan	12	12	92	7.7	0	14	7.7	36	51	352	6.9	6	20	9.8
LITTLES, Hassan	12	7	66	9.4	0	17	5.5	27	14	121	8.6	0	17	4.5
JONES, Will	12	7	37	5.3	0	11	3.1	22	8	45	5.6	0	11	2.0
HUNTLEY, Caleb	12	7	25	3.6	0	12	2.1	30	18	68	3.8	0	12	2.3
DUNNER, Malik	12	6	39	6.5	1	19	3.2	46	48	411	8.6	2	41	8.9
RUDY, Cody	12	2	5	2.5	1	3	0.4	35	4	21	5.2	1	11	0.6
SCHRANK, Kyle	11	1	30	30.0	0	30	2.7	47	16	162	10.1	2	42	3.4
HOHLT, Trevor	10	1	5	5.0	0	5	0.5	22	6	71	11.8	0	22	3.2
PLITT, Drew	12	1	2	2.0	0	2	0.2	25	3	26	8.7	0	21	1.0
Total	12	239	2923	12.2	24	64	243.6							
Opponents	12	229	2941	12.8	11	75	245.1							

Total Offense	g	plays	rush	pass	total	avg/g	g	plays	rush	pass	total	avg/g
PLITT, Drew	12	461	171	2918	3089	257.4	25	746	243	4356	4599	184.0
HUNTLEY, Caleb	12	248	1275	0	1275	106.2	30	496	2465	0	2465	82.2
FLETCHER, W.	12	132	726	0	726	60.5	12	132	726	0	726	60.5
HALL, Justin	12	24	187	0	187	15.6	36	55	379	0	379	10.5
DUNNER, Malik	12	11	184	0	184	15.3	46	175	1081	0	1081	23.5
EVANS, Tye	8	3	49	0	49	6.1	12	4	47	0	47	3.9
JONES, Will	12	9	47	0	47	3.9	22	30	201	0	201	9.1
HURT, Markice	2	8	17	0	17	8.5	12	56	198	0	198	16.5
PINTER, Danny	12	1	5	0	5	0.4	43	2	8	0	8	0.2
PADDOCK, John	2	2	0	5	5	2.5	3	10	-10	48	38	12.7
HOHLT, Trevor	10	1	-1	0	-1	-0.1	22	1	-1	0	-1	0.0
TEAM	8	9	-27	0	-27	-3.4						
Total	12	909	2633	2923	5556	463.0						
Opponents	12	876	2155	2941	5096	424.7						



2019 Ball State Football
Ball State Individual Season/Career Statistics (as of Dec 04, 2019)
All games



SEASON

CAREER

Scoring	td	fg	PAT			dxp	saf	pts	td	fg	kick	PAT			dxp	saf	pts
			kick	rush	rcv							rush	rcv	pass			
RIMMLER, Ryan	-	15-22	47-48	-	-	-	-	92	-	15-22	47-48	-	-	-	-	-	92
HUNTLEY, Caleb	12	-	-	-	-	-	-	72	15	-	-	-	-	-	-	-	90
HALL, Justin	8	-	-	-	1	-	-	50	12	-	-	-	1	-	-	-	74
FLETCHER, W.	7	-	-	-	-	-	-	42	7	-	-	-	-	-	-	-	42
MILLER, Riley	6	-	-	-	1	-	-	38	14	-	-	-	1	-	-	-	86
TYLER, Yo'Heinz	5	-	-	-	-	-	-	30	7	-	-	-	-	-	-	-	42
PLITT, Drew	5	-	-	-	-	2-2	-	30	8	-	-	-	-	2-3	-	-	48
DUNNER, Malik	4	-	-	-	-	-	-	24	20	-	-	-	-	-	-	-	120
DAVIS, Antwan	3	-	-	-	-	-	-	18	3	-	-	-	-	-	-	-	18
WILLIAMS, J.	1	-	-	-	-	-	-	6	1	-	-	-	-	-	-	-	6
RUDY, Cody	1	-	-	-	-	-	-	6	1	-	-	-	-	-	-	-	6
PINTER, Danny	1	-	-	-	-	-	-	6	2	-	-	-	-	-	-	-	12
THOMAS, Jaylin	-	-	-	-	-	-	1	2	-	-	-	-	-	-	-	1	2
LECORRE, P.	-	-	2-3	-	-	-	-	2	-	-	2-3	-	-	-	-	-	2
Total	53	15-22	49-51	-	2	2-2	-	418									
Opponents	47	16-20	41-43	0-1	3	3-3	-	377									

Punt Returns	no.	yds	avg	td	lg	no.	yds	avg	td	lg
MILLER, Riley	9	95	10.6	0	40	12	95	7.9	0	40
HALL, Justin	4	20	5.0	0	22	7	52	7.4	0	22
LITTLES, Hassan	1	-3	-3.0	0	0	1	-3	-3.0	0	0
Total	14	112	8.0	0	40					
Opponents	20	303	15.1	2	76					

Kick Returns	no.	yds	avg	td	lg	no.	yds	avg	td	lg
DUNNER, Malik	30	719	24.0	1	100	84	1904	22.7	2	100
FLETCHER, W.	6	142	23.7	0	32	6	142	23.7	0	32
DAW, Jimmy	3	50	16.7	0	22	3	50	16.7	0	22
HALL, Justin	1	23	23.0	0	23	13	264	20.3	0	33
RUDY, Cody	1	2	2.0	0	2	2	2	1.0	0	2
HURT, Markice	1	12	12.0	0	12	2	33	16.5	0	21
Total	42	948	22.6	1	100					
Opponents	58	1129	19.5	0	51					

Interceptions	no.	yds	avg	td	lg	no.	yds	avg	td	lg
UZODINMA, A.	5	66	13.2	0	40	6	62	10.3	0	40
PHILLIPS, A.	4	0	0.0	0	0	6	-1	-0.2	0	1
COSBY, Bryce	2	0	0.0	0	0	6	0	0.0	0	0
WILBORN, Ray	2	4	2.0	0	4	4	52	13.0	0	43
WHITE, Jacob	1	0	0.0	0	0	1	0	0.0	0	0
POTTS, Tyler	1	1	1.0	0	1	1	1	1.0	0	1
Total	15	71	4.7	0	40					
Opponents	7	32	4.6	0	29					

Fumble Returns	no.	yds	avg	td	lg	no.	yds	avg	td	lg
WILLIAMS, J.	2	64	32.0	1	60	2	64	32.0	1	60
COLL, Clayton	1	8	8.0	0	8	1	8	8.0	0	8
THOMAS, Jaylin	1	9	9.0	0	9	1	9	9.0	0	9
UZODINMA, A.	1	-1	-1.0	0	0	1	-1	-1.0	0	0
Total	5	80	16.0	1	60					
Opponents	3	21	7.0	0	19					



2019 Ball State Football
Ball State Individual Season/Career Statistics (as of Dec 04, 2019)
All games



SEASON

CAREER

All Purpose	g	rush	rcv	pr	kr	ir	total	avg/g	g	rush	rcv	pr	kr	ir	total	avg/g
HUNTLEY, Caleb	12	1275	25	0	0	0	1300	108.3	30	2465	68	0	0	0	2533	84.4
FLETCHER, W.	12	726	306	0	142	0	1174	97.8	12	726	306	0	142	0	1174	97.8
DUNNER, Malik	12	184	39	0	719	0	942	78.5	46	1081	411	3	1904	0	3399	73.9
HALL, Justin	12	187	684	20	23	0	914	76.2	36	379	2107	52	264	0	2802	77.8
MILLER, Riley	12	0	612	95	0	0	707	58.9	39	0	1790	95	0	0	1885	48.3
DAVIS, Antwan	12	0	516	0	0	0	516	43.0	24	0	700	0	0	0	700	29.2
TYLER, Yo'Heinz	12	0	504	0	0	0	504	42.0	24	0	730	0	0	0	730	30.4
PLITT, Drew	12	171	2	0	0	0	173	14.4	25	243	26	0	0	0	269	10.8
GIVAN, Nolan	12	0	92	0	0	0	92	7.7	36	0	352	0	0	0	352	9.8
JONES, Will	12	47	37	0	0	0	84	7.0	22	201	45	0	0	0	246	11.2
UZODINMA, A.	12	0	0	0	0	66	66	5.5	24	0	0	0	0	62	62	2.6
LITTLES, Hassa	12	0	66	-3	0	0	63	5.2	27	0	121	-3	0	0	118	4.4
DAW, Jimmy	12	0	0	0	50	0	50	4.2	24	0	0	0	50	0	50	2.1
EVANS, Tye	8	49	0	0	0	0	49	6.1	12	47	0	0	0	0	47	3.9
SCHRANK, Kyle	11	0	30	0	0	0	30	2.7	47	0	162	0	0	0	162	3.4
HURT, Markice	2	17	0	0	12	0	29	14.5	12	198	39	0	33	0	270	22.5
RUDY, Cody	12	0	5	0	2	0	7	0.6	35	0	21	0	2	0	23	0.7
PINTER, Danny	12	5	0	0	0	0	5	0.4	43	8	56	0	25	0	89	2.1
WILBORN, Ray	12	0	0	0	0	4	4	0.3	24	0	0	0	0	52	52	2.2
HOHLT, Trevor	10	-1	5	0	0	0	4	0.4	22	-1	71	0	0	0	70	3.2
POTTS, Tyler	11	0	0	0	0	1	1	0.1	15	0	0	0	0	1	1	0.1
TEAM	8	-27	0	0	0	0	-27	-3.4								
Total	12	2633	2923	112	948	71	6687	557.2								
Opponents	12	2155	2941	303	1129	32	6560	546.7								

Field Goals	att	good	long	blkd	att	good	long	blkd
RIMMLER, Ryan	22	15	44	1	22	15	44	1
Total	22	15	44	1				
Opponents	20	16	52	0				

Punting	no.	yds	avg	lg	blk	no.	yds	avg	lg	blk
SNYDER, Nathan	48	2001	41.7	62	3	114	4525	39.7	62	5
TEAM	3	0	0.0	0	0					
PLITT, Drew	2	59	29.5	38	0	2	59	29.5	38	0
Total	53	2060	38.9	62	3					
Opponents	50	2199	44.0	76	0					

Kickoffs	no.	yds	avg	tb	ob	no.	yds	avg	tb	ob
LECORRE, P.	41	2427	59.2	9	1	46	2700	58.7	10	1
RIMMLER, Ryan	36	2022	56.2	0	2	155	8963	57.8	19	10
Total	77	4449	57.8	9	3					
Opponents	75	4484	59.8	29	2					



2019 Ball State Football
Ball State Individual Season/Career Statistics (as of Dec 04, 2019)
All games

SEASON													CAREER												
##	Defensive Leaders	gp	ua	a	total	tfl	sack	int	pbu	fr	ff	blk	gp	ua	a	total	tfl	sack	int	pbu	fr	ff	blk		
2	WHITE, Jacob	12	60	57	117	8.0	.	1	2	.	1	.	45	137	130	267	17.5	4.0	1	6	3	1	.		
6	THOMAS, Jaylin	12	57	40	97	7.5	.	.	2	1	.	.	34	119	92	211	16.5	3.5	1	4	1	1	.		
1	WILBORN, Ray	12	46	37	83	2.0	.	2	4	.	.	.	24	93	73	166	12.5	3.0	4	8	.	2	.		
5	COSBY, Bryce	12	49	29	78	2.0	.	2	5	.	1	.	36	126	94	220	6.5	.	6	9	2	1	.		
9	ALBRIGHT, C.	12	42	29	71	10.5	3.5	.	4	1	2	.	36	85	79	164	22.5	11.0	2	7	1	7	.		
42	CRUMB, Chris	12	20	25	45	6.5	0.5	.	.	.	1	.	44	47	55	102	15.0	2.0	.	.	.	2	.		
21	PHILLIPS, A.	11	23	20	43	0.0	.	4	3	.	.	.	31	55	50	105	2.0	1.0	6	12	.	1	.		
35	JENNETTE, James	12	21	21	42	8.0	3.5	29	38	46	84	15.0	5.5		
25	UZODINMA, A.	12	32	6	38	0.0	.	5	12	1	1	.	24	43	10	53	0.0	.	6	17	1	1	.		
13	WILLIAMS, J.	12	21	11	32	10.0	4.5	.	1	3	2	.	23	23	15	38	11.0	4.5	.	1	3	2	.		
27	DAW, Jimmy	12	21	10	31	4.0	2.0	.	1	1	.	.	24	44	30	74	9.0	2.0	.	2	1	.	.		
23	ANDERSON, Brett	12	9	11	20	0.5	.	.	1	.	1	.	36	61	50	111	2.5	.	.	4	1	2	.		
44	BURNS, Brock	12	6	13	19	1.0	0.5	18	18	20	38	2.0	0.5	.	.	.	1	.		
32	COLL, Clayton	12	7	11	18	0.5	0.5	.	.	1	1	.	12	7	11	18	0.5	0.5	.	.	1	1	.		
17	JONES, Nic	12	15	3	18	1.0	.	.	4	.	.	.	12	15	3	18	1.0	.	.	4	.	.	.		
55	ROPATI, Tuni	11	2	12	14	0.5	23	4	25	29	0.5		
3	GRENDIA, Hank	11	5	8	13	0.0	.	.	.	1	.	.	22	9	14	23	1.0	.	.	.	1	.	.		
8	RUDY, Cody	12	7	4	11	0.0	35	11	6	17	0.0		
56	HALL, Shannon	4	4	6	10	1.5	16	23	27	50	6.5	1.0	.	4	.	1	.		
15	POTTS, Tyler	11	6	4	10	0.0	.	1	2	.	.	.	15	6	8	14	0.0	.	1	2	.	.	.		
84	HOHLT, Trevor	10	7	2	9	0.0	22	7	3	10	0.0		
18	MURRAY, D.	6	6	2	8	0.0	7	6	3	9	0.0		
92	KENDRICK, K.	9	3	5	8	1.0	12	5	8	13	1.0		
7	MARTIN, Brandon	1	2	4	6	0.0	25	67	60	127	4.0	1.0	1		
4	DUNNER, Malik	12	5	1	6	0.0	46	11	3	14	0.0		
67	RAMSEY, Justen	12	4	1	5	0.0	12	4	1	5	0.0		
24	JONES, Will	12	3	2	5	0.0	22	4	2	6	0.0		
28	LEE, Malcolm	9	2	3	5	0.0	18	6	5	11	0.0		
93	MIMS, Kyron	4	3	1	4	0.5	4	3	1	4	0.5		
30	EVANS, Tye	8	3	.	3	0.0	12	3	.	3	0.0		
59	WILLIAMS, Kyle	9	2	1	3	0.0	1	.	17	2	8	10	0.0	1	.		
16	LITTLES, Hassan	12	3	.	3	0.0	27	9	1	10	0.0		
20	FLETCHER, W.	12	1	1	2	0.0	12	1	1	2	0.0		
12	JAMES, Isaac	1	.	1	1	0.0	1	.	1	1	0.0		
75	PINTER, Danny	12	1	.	1	0.0	43	2	1	3	0.0		
9D	HARRIS, John	1	1	.	1	0.0	1	1	.	1	0.0		
88	GIVAN, Nolan	12	1	.	1	0.0	36	2	.	2	0.0		
3D	ROBINSON, M.	4	1	.	1	0.0	26	10	4	14	0.0	1	.		
9Q	PLITT, Drew	12	1	.	1	0.0	25	1	.	1	0.0		
40	PEARCE, Cole	2	1	.	1	0.0	2	1	.	1	0.0		
94	SAPE, Jack	3	1	.	1	0.0	3	1	.	1	0.0		
1W	DAVIS, Antwan	12	1	.	1	0.0	24	1	.	1	0.0		
2C	SMITH, Gerald	3	.	.	.	0.0	3	.	.	.	0.0		
Total		12	505	381	886	65	15	15	41	9	11	.													
Opponents		12	559	378	937	72	29	7	39	9	11	4													