



BOISE STATE™

FOOTBALL

BOISE STATE MEDIA RELATIONS

1910 University Dr.; Boise, ID 83725

Joe Nickell, Associate AD/Communications // joenickell@boisestate.edu

Aaron Juarez, Associate SID // aaronjuarez@boisestate.edu

Craig Lawson, Associate SID // craiglawson@boisestate.edu

2018 SCHEDULE / RESULTS

DATE	OPPONENT	TV	TIME (MT)/RESULT
Sept. 1 (SAT)	@ Troy	ESPNEWS	W, 56-20
Sept. 8 (SAT)	CONNECTICUT	ESPNU	W, 62-7
Sept. 15 (SAT)	@ Oklahoma State	ESPN	L, 44-21
Sept. 29 (SAT)	@ Wyoming *	CBS SN	W, 34-14
Oct. 6 (SAT)	SAN DIEGO STATE *	ESPNU	L, 19-13
Oct. 13 (SAT)	@ Nevada *	CBS SN	W, 31-27
Oct. 19 (FRI)	COLORADO STATE *	ESPN2	W, 56-28
Oct. 27 (SAT)	@ Air Force *	CBS SN	W, 48-38
Nov. 3 (SAT)	BYU	ESPN2	W, 21-16
Nov. 9 (FRI)	FRESNO STATE *	ESPN2	W, 24-17
Nov. 16 (FRI)	@ New Mexico *	CBS SN	W, 45-14
Nov. 24 (SAT)	UTAH STATE *	ESPN	W, 33-24
Dec. 1 (SAT)	FRESNO STATE \$	ESPN	5:45 p.m.

HOME GAMES IN BOLD

* - Mountain West Game | \$ - MW Championship Game

TABLE OF CONTENTS

2	Weekly Schedule / Notes /
 Quick Facts
3	National Polls / Poll Notes
4	National Rankings
5	MW Standings /
 MW Schedule / MW Notes
6	Opponent Schedules /
 Future Schedules
7	Depth Chart
8	Game Notes / Series History
9	Game Notes / The Hammer
10	Game Notes / Drive Summary
11	Game Notes / Explosive Plays
12	Game Notes /
 Broncos in the NFL
13	Game Notes /
 Bronco Radio Network
14	Game Notes / Debuts
15	Game Notes / Kings of Chaos
16	Game Notes / Captains
17	Game Notes / Lyle Smith
18-21	Game Notes /
 Individual Notes
22	Game Notes /
 Sacks For Hunger
23	Rypien Record Watch
24	The Blue / Watch Lists
25	Uniforms
26	Head Coach Bryan Harsin
27	Bronco Assistant Coaches
28	Autonomous Five Comparison
29	Statistical Comparison
30	Starters / Participation
31	Ranking History
32	Non-Saturday Games
33-34	National TV Games
35	Blocked Kicks /
 Ranked Opponents / OT Games
36-38	The Last Time
39-44	Game-by-Game Summaries
45-46	Rosters / Pronunciation
47-52	2018 Statistics

BRONCO GAME NOTES

GAME 13 | FRESNO STATE

No. 23 (CFP) /

No. 19 (AP) / No. 20 (Coaches)

BOISE STATE

..... 10-2, 7-1 MW
VS

No. 25 (AP) / No. 23 (Coaches)

FRESNO STATE

..... 10-2, 7-1 MW

DATE: Saturday, Dec. 1

TIME: 5:45 p.m. (MT)

LOCATION: Boise, Idaho

STADIUM: ... Albertsons Stadium

CAPACITY: 36,387

TV: **ESPN**

..... Steve Levy (Play-by-Play)

..... Brian Griese (Analyst)

..... Todd McShay (Field Analyst)

RADIO: ... **Bronco Radio Network**

..... Bob Behler (Play-by-Play)

..... Pete Cavender (Analyst)

THE GAME: Boise State, ranked Nos. 19/20 in the Associated Press and Amway Coaches Polls, respectively, will host Nos. 25/23 Fresno State in the 2018 Mountain West Championship Game, Saturday (Dec. 1). Kick between the Broncos and Bulldogs is scheduled for 5:45 p.m. at Albertsons Stadium, and the game will be nationally televised by ESPN.

This is the second-straight year that Boise State has hosted Fresno State in the MW Championship, and the third such occurrence since the MW went to its current format for the 2013 season.

Boise State is the only school to host the MW Championship three times, and the home team is 4-1 in the previous five editions of the title game.

THIS WEEK'S SCHEDULE

SUN 25	MON 26	TUE 27	WED 28	THU 29	FRI 30	SAT 1
	1 PM Harsin Team Room 1:30 PM Coordinators Team Room	12:30 PM Players Lounge	12:30 PM Players Lounge	12:30 PM Players Lounge	3 PM (Tentative) Hars/ Players Hall of Fame	5:45 PM (MT) Fresno State ESPN Harsin/ Players Following Game

QUICK FACTS

Location: Boise, Idaho
Founded: 1932
Enrollment: 25,540
Nickname: Broncos
Colors: Blue and Orange
Stadium: Albertsons Stadium
 (36,387)
Surface: Blue Field Turf
Conference: Mountain West
Interim President:
 Martin Schimpf
Athletic Director: Curt Apsey
Head Coach: Bryan Harsin
Record at Boise State:
 52-14, 5th Year
Overall Record: . . . 59-19, 6th Year

Associate AD/Communications

. Joe Nickell
 Cell: (208) 631-5483
 E-mail: . joenickell@boisestate.edu
Associate SID

. Aaron Juarez
 Cell: (208) 982-0040
 E-mail:
 aaronjuarez@boisestate.edu

Associate SID

. Craig Lawson
 Cell: (509) 432-9063
 E-mail:
 craiglawson@boisestate.edu

BRONCO GAME NOTES

SEVEN-STRAIGHT: Since falling to San Diego State (19-13), the Broncos have reeled off seven-straight wins, tied for the fifth-longest active winning streak in the country (Army). Only UCF (24), Alabama (14), Notre Dame (13) and Clemson (12) enter this week with longer active streaks than the Broncos.

THE REMATCH (AGAIN): Boise State will face Fresno State for a second time this season Saturday, the third time in school history that Boise State and Fresno State have twice squared off in a year. Rematches in the 2014 and 2017 MW Championships preceded this year's meetings, with the Broncos defeating the Bulldogs each time in 2014 and splitting last year's series. The Broncos were victorious in each of the two previous championship games.

The only other time a Boise State squad faced an opponent twice in a season came against Nevada in 1990. That year the Broncos defeated the Wolf Pack (30-14) during the regular season, then fell in a 59-52, triple-overtime match-up in the NCAA Division I-AA Semifinals. The two-game series with Nevada, which was ranked Nos. 2 and 4 in the games, respectively, was also the last time Boise State faced a ranked opponent twice in the same season. Fresno State was ranked No. 16 in this year's first meeting, and is currently No. 25.

A HOME ADVANTAGE: Boise State fans have not only contributed to the highest home attendance average in the Mountain West in 2018 (34,635), they have also forced opponents into 20 false starts – more than any other stadium in the country. Kentucky (19), Arizona (18), Texas Tech (18) and Clemson (16) round out the top five.

BOWL ELIGIBLE WINS: Boise State defeated six bowl-eligible opponents in 2018, more than any other Group of Five team in the country.

BRONCOS IN THE POLLS

ONE OF THE VOTERS: Boise State head coach Bryan Harsin is one of 65 voters in the 2018 Amway Coaches Poll.

17 YEARS IN THE RANKINGS: By opening the 2018 season ranked in the national polls, Boise State extended its streak of consecutive seasons with at least one week in the rankings, a mark that now stands at 17. Boise State has been ranked for at least one week in either the AP or the Coaches Poll every season since 2002.

PRESEASON RANKINGS: Boise State opened the 2018 season ranked No. 22 in both the AP and Coaches Polls, marking the seventh time in the last 10 seasons that the Broncos were ranked to open the year. It is, however, the first time Boise State opened a season ranked since 2015.

SUCCESS WHEN RANKED: Boise State has an all-time record of 107-18 (.856) when ranked in the top 25 of the AP Poll, the Coaches Poll or the College Football Playoff Poll. A complete history of the Broncos in the rankings can be found on page 31.

ASSOCIATED PRESS POLL

(Nov. 25, 2018)

Team	Record	Pts	Pvs.
1. Alabama (61)	12-0	1525	1
2. Clemson	12-0	1458	2
3. Notre Dame	12-0	1409	3
4. Georgia	11-1	1336	5
5. Oklahoma	11-1	1266	6
6. Ohio State	11-1	1229	10
7. UCF	11-0	1146	8
8. Michigan	10-2	1058	4
9. Texas	9-3	959	11
10. Washington	9-3	897	16
11. Florida	9-3	876	13
12. LSU	9-3	818	8
Wazzu	10-2	818	7
14. Penn State	9-3	751	15
15. West Virginia	8-3	672	12
16. Kentucky	9-3	602	17
17. Utah	9-3	536	18
18. Syracuse	9-3	475	19
19. Boise State	10-2	409	21
20. Miss. State	8-4	324	22
21. Northwestern	8-4	322	20
22. Texas A&M	8-4	283	NR
23. Army	9-2	169	23
24. Iowa State	7-4	116	25
25. Fresno State	10-2	102	NR

Dropped from rankings: Utah State 14, Pittsburgh 24

Others receiving votes: Utah State 92, Missouri 88, NC State 39, Cincinnati 33, Stanford 10, Iowa 4, Oregon 1, Appalachian State 1, Buffalo 1

AMWAY COACHES POLL

(Nov. 25, 2018)

Team	Record	Pts	Pvs.
1. Alabama (63)	12-0	1599	1
2. Clemson (1)	12-0	1536	2
3. Notre Dame	12-0	1469	3
4. Georgia	11-1	1398	5
5. Oklahoma	11-1	1324	6
6. Ohio State	11-1	1292	10
7. UCF	11-0	1200	9
8. Michigan	10-2	1041	4
9. Texas	9-3	939	11
10. Florida	9-3	937	13
11. Washington	9-3	921	6
12. Penn State	9-3	889	14
13. Wazzu	10-2	829	7
14. LSU	9-3	821	8
15. Kentucky	9-3	634	18
16. West Virginia	8-3	621	12
17. Utah	9-3	610	17
18. Syracuse	9-3	499	19
19. Miss. State	8-4	460	20
20. Boise State	10-2	375	22
21. Northwestern	8-4	363	21
22. Texas A&M	8-4	295	NR
23. Fresno State	10-2	157	23
24. Utah State	10-2	130	15
25. Army	9-2	119	24

Dropped from rankings: Pittsburgh 25

Others receiving votes: Iowa State 103, Cincinnati 82, NC State 55, Missouri 33, Iowa 20, Appalachian State 14, Pittsburgh 13, Memphis 6, UAB 4, Stanford 3, Buffalo 3, Oregon 3, California 1, Wisconsin 1, Georgia Southern 1

ALL-TIME WINNING PERCENTAGE

TEAM	W	L	T	PCT
1. Notre Dame	918	324	42	.731
2. Michigan	953	341	36	.730
3. Boise State	447	167	2	.7272
4. Ohio State	909	325	53	.7268
5. Alabama	903	328	43	.7256
6. Oklahoma	895	324	53	.724
7. Texas	907	369	33	.705
8. USC	839	346	54	.699
9. Nebraska	897	388	40	.692
10. Penn State	887	390	41	.689
11. Florida State	544	257	17	.675
12. Tennessee	838	390	53	.6748
13. Georgia	819	421	54	.654
14. LSU	795	415	47	.651
15. App. State	615	336	29	.642

CONFERENCE WINNING % (SINCE 2000)

TEAM	RECORD	PCT
1. Boise State	131-17	.885
2. Ohio State	129-26	.832
3. Oklahoma	137-29	.825
4. Alabama	111-43	.721
5. USC	118-47	.715
6. BYU	59-24	.710
7. TCU	111-46	.707
8. Florida State	107-45	.704
9. Oregon	116-50	.698
10. Georgia	108-47	.697
11. Texas	111-50	.689
12. LSU	106-48	.688
13. Florida	106-49	.684
14. Virginia Tech	103-48	.682
15. Wisconsin	102-53	.658

HOME WINNING % (SINCE 2000)

TEAM	RECORD	PCT
1. Boise State	113-8	.934
2. Oklahoma	107-10	.915
3. Ohio State	120-14	.896
4. LSU	114-19	.857
5. Georgia	102-20	.836
6. Alabama	111-25	.8161
7. Oregon	102-23	.8160
8. TCU	93-21	.815
9. Wisconsin	107-25	.811
10. USC	96-25	.793
11. Florida	98-26	.790
12. Michigan	104-28	.788
13. Auburn	109-30	.784
14. Miami	95-28	.772
15. Florida State	94-29	.764

OVERALL WINNING % (SINCE 2000)

TEAM	RECORD	PCT
1. Boise State	207-40	.838
2. Ohio State	204-42	.829
3. Oklahoma	206-46	.818
4. Alabama	190-60	.760
5. LSU	185-59	.758
6. Georgia	186-63	.747
7. TCU	176-64	.733
8. USC	180-66	.731
9. Oregon	175-68	.720
10. Texas	172-70	.711
11. Wisconsin	176-73	.707
12. Florida State	175-74	.703
13. Virginia Tech	174-75	.699
14. Florida	169-74	.696
15. Miami	161-78	.674

HIGHEST-SCORING TEAMS (SINCE 2000)

TEAM	GMS	PTS	AVG
1. Boise State	247	9,685	39.21
2. Oklahoma	252	9,735	38.63
3. Oregon	243	9,222	37.95
4. Texas Tech	241	8,890	36.89
5. Texas	242	8,310	34.34
5. USC	246	8,252	33.55
7. Ohio State	246	8,235	33.48
8. TCU	240	7,936	33.07
9. West Virginia	239	7,738	32.38
10. Kansas State	241	7,788	32.32

WINS BY WEST COAST TEAMS (SINCE 2000)

TEAM	WINS
1. Boise State	207
2. USC	180
3. Oregon	175
4. Utah	158
5. BYU	150
6. Fresno State	143
7. Stanford	140
8. Arizona State	130
9. UCLA	126
10. Hawai'i	125

MOUNTAIN WEST STANDINGS

TEAM	MW	PCT	OVERALL	PCT
MOUNTAIN				
Boise State	7-1	.875	10-2	.833
Utah State	7-1	.875	10-2	.833
Wyoming	4-4	.500	6-6	.500
Air Force	3-5	.375	5-7	.417
Colorado State	2-6	.250	3-9	.250
New Mexico	1-7	.125	3-9	.250
WEST				
Fresno State	7-1	.875	10-2	.833
Hawai'i	5-3	.625	8-5	.615
Nevada	5-3	.625	7-5	.583
San Diego State	4-4	.500	7-5	.583
UNLV	2-6	.250	4-8	.333
San Jose State	1-7	.125	1-11	.083

MOUNTAIN WEST SCHEDULE

THIS WEEK

DATE	TV	TIME (MT)
Dec. 1 (Saturday)		
Fresno State @ Boise State	ESPN	5:45 p.m.
<i>Mountain West Football Championship Game</i>		

LAST WEEK

DATE	RESULT
Nov. 22 (Thursday)	
Colorado State @ Air Force*	AF, 27-19
Nov. 24 (Saturday)	
Wyoming @ New Mexico*	WYO, 31-3
San Jose State @ Fresno State*	FS, 31-13
Nevada @ UNLV*	UNLV, 34-29
Utah State @ Boise State*	BSU, 33-24
Hawai'i @ San Diego State*	UH, 31-30 (OT)

MOUNTAIN WEST NOTES

KINGS STAY KINGS: Boise State captured its third Mountain West title in six seasons this past season, beating No. 25 Fresno State, 17-14, in the conference championship game at Albertsons Stadium.

The title ties Boise State with Colorado State (1999, 2000, 2002) and San Diego State (2012, 2015, 2016) for the most Mountain West crowns among current members, while BYU, TCU, and Utah still remain tied for most overall at four apiece.

CONFERENCE CHAMPIONSHIPS: The Broncos have played in four conferences all time, and have won multiple conference championships in each: six in the Big Sky (1970-95), two in the Big West (1996-2000), eight in the WAC (2001-10) and three in the MW (2011-Present).

CONFERENCE TITLES: Boise State's 2017 Mountain West Championship was its 13th since joining what is now known as the Football Bowl Subdivision in 1996, more than any school in the country during that time. Only Florida State (11), Oklahoma (11) and Ohio State (10) have won 10-or-more since the Broncos joined FBS.

The Broncos have won 19 conference championships all-time, including three in the Mountain West, eight in the WAC, two in the Big West and six in the Big Sky.

SENIOR SUCCESS: The Broncos' 2017 senior class was the 19th-straight group that will leave Boise State with at least one conference title. Of those 19 senior classes, 17 left with multiple championships, including 11 with three-or-more. The last senior class without a league championship was the 1998 group.

This year's seniors will be the 20th-straight with at least one conference title.

MW SUCCESS: Since joining the Mountain West for the 2011 season, Boise State has lost just 12 conference games, with only three of those losses being by more than seven points. Outside of a 28-14 loss to Air Force (Sept. 27, 2014), a 52-26 loss at Utah State (Oct. 16, 2015), and a 28-17 loss at Fresno State (Nov. 25), the Broncos' other nine Mountain West losses have come by a combined 36 points. Boise State's four Mountain West losses from 2011-13 were by a combined seven points: TCU in 2011 (36-35); San Diego State in 2012 (21-19); Fresno State (41-40) and SDSU (34-31, OT) in 2013. Additionally, no Mountain West team has a winning record against the Broncos, although San Diego State is 3-3 against Boise State.

DEFENDING THE CROWN: Boise State will aim to win back-to-back Mountain West titles for the first time in 2018. The Broncos last won consecutive conference titles with a WAC three-peat from 2008-10. Following its first two Mountain West titles (2012, 2014), the Broncos went 6-2 and 5-3 in conference play the following seasons (2013 and 2015, respectively).

FUTURE SCHEDULES

A look at Boise State's future nonconference schedules by year can be found below:

2018

Sept. 1..... @ Troy
 Sept. 8..... Connecticut
 Sept. 15.....@ Oklahoma State
 Nov. 3.....BYU

2019

Aug. 31..... @ Florida State
 Sept. 7..... Marshall
 Sept. 14..... Portland State
 Oct. 19..... @ BYU

2020

Sept. 5..... Georgia Southern
 Sept. 19..... Florida State
 Oct. 3.....@ Marshall
 Nov. 7.....BYU

2021

Sept. 4.....@ Houston
 Sept. 11..... UTEP
 Sept. 18..... Oklahoma State
 Oct. 9..... @ BYU

2022

Sept. 3..... @ Oregon State
 Sept. 17..... Michigan State
 Sept. 24..... @ UTEP
 Nov. 5.....BYU

2023

Sept. 2..... Oregon State
 Sept. 16.....@ Michigan State
 Sept. 23..... Rice
 Oct. 14..... @ BYU

2024

Aug. 31.... @ Georgia Southern
 Sept. 7..... Houston
 Sept. 14..... @ Oregon
 Sept. 28..... Cincinnati

2025

Sept. 13..... Oregon
 Sept. 27..... @ Cincinnati

2026

Sept. 5..... @ Oregon
 Sept. 12..... East Carolina
 Sept. 19... @ Washington State

2027

Sept. 4..... @ Rice
 Sept. 18..... Washington State

2028

Sept. 9..... @ East Carolina

2018 OPPONENT SCHEDULES

at TROY (9-3, 7-1 SBC) - Sept. 1

DATE	OPP	TIME (MT)
9/1	BOISE STATE	L, 56-20
9/8	FLORIDA A&M	W, 59-7
9/15	at Nebraska	W, 24-19
9/22	at ULM	W, 35-27
9/29	COASTAL CAROLINA	W, 45-21
10/4	GEORGIA STATE	W, 37-20
10/13	at Liberty	L, 22-16
10/23	at South Alabama	W, 38-17
11/3	LOUISIANA	W, 26-16
11/10	at Georgia Southern	W, 35-21
11/17	TEXAS STATE	W, 12-7
11/24	at Appalachian State	L, 21-10

CONNECTICUT (1-11, 0-9 AAC) - Sept. 8

DATE	OPP	TIME (MT)
8/30	UCF	L, 56-17
9/8	at Boise State	L, 62-7
9/15	RHODE ISLAND	W, 56-49
9/22	at Syracuse	L, 51-21
9/29	CINCINNATI	L, 49-7
10/6	at Memphis	L, 55-14
10/20	at USF	L, 38-30
10/27	UMASS	L, 22-17
11/3	at Tulsa	L, 49-19
11/10	SMU	L, 62-50
11/17	at ECU	L, 55-21
11/24	TEMPLE	L, 57-7

at OKLAHOMA STATE (6-6, 3-6 Big 12) - Sept. 15

DATE	OPP	TIME (MT)
9/1	MISSOURI STATE	W, 58-17
9/8	SOUTH ALABAMA	W, 55-13
9/15	BOISE STATE	W, 44-21
9/22	TEXAS TECH	L, 41-17
9/29	at Kansas	W, 48-28
10/6	IOWA STATE	L, 48-42
10/13	at Kansas State	L, 31-12
10/27	TEXAS	W, 38-35
11/3	at Baylor	L, 35-31
11/10	at Oklahoma	L, 48-47
11/17	WEST VIRGINIA	W, 45-41
11/24	at TCU	L, 31-24

at WYOMING (6-6, 4-4 MW) - Sept. 29

DATE	OPP	TIME (MT)
8/25	at New Mexico State	W, 29-7
9/1	WASHINGTON STATE	L, 41-19
9/8	at Missouri	L, 40-13
9/15	WOFFORD	W, 17-14
9/29	BOISE STATE *	L, 34-14
10/6	at Hawai'i *	L, 17-13
10/13	at Fresno State *	L, 27-3
10/20	UTAH STATE *	L, 24-16
10/26	at Colorado State *	W, 34-21
11/3	SAN JOSE STATE *	W, 24-9
11/17	AIR FORCE *	W, 35-27
11/24	at New Mexico *	W, 31-3

SAN DIEGO STATE (7-5, 4-4 MW) - Oct. 6

DATE	OPP	TIME (MT)
8/31	at Stanford	L, 31-10
9/8	SACRAMENTO STATE	W, 28-14
9/15	ARIZONA STATE	W, 28-21
9/22	EASTERN MICHIGAN	W, 23-20 (OT)
10/6	at Boise State *	W, 19-13
10/12	AIR FORCE *	W, 21-17
10/20	SAN JOSE STATE *	W, 16-13
10/27	at Nevada *	L, 28-24
11/3	at New Mexico *	W, 31-23
11/10	UNLV *	L, 27-24
11/17	at Fresno State *	L, 23-14
11/24	Hawai'i *	L, 31-30 (OT)

at NEVADA (7-5, 5-3 MW) - Oct. 13

DATE	OPP	TIME (MT)
8/31	PORTLAND STATE	W, 72-19
9/8	at Vanderbilt	L, 41-10
9/15	OREGON STATE	W, 37-35
9/22	at Toledo	L, 63-44
9/29	at Air Force *	W, 28-25
10/6	FRESNO STATE *	L, 21-3
10/13	BOISE STATE *	L, 31-27
10/20	at Hawai'i *	W, 40-22
10/27	SAN DIEGO STATE *	W, 28-24
11/10	COLORADO STATE *	W, 49-10
11/17	at San Jose State *	W, 21-12
11/24	at UNLV *	L, 34-29

COLORADO STATE (3-9, 2-6 MW) - Oct. 19

DATE	OPP	TIME (MT)
8/25	HAWAII *	L, 43-34
8/31	vs. Colorado	L, 45-13
9/8	ARKANSAS	W, 34-27
9/15	at Florida	L, 48-10
9/22	ILLINOIS STATE	L, 35-19
10/6	at San Jose State *	W, 42-30
10/13	NEW MEXICO *	W, 20-18
10/19	at Boise State *	L, 56-28
10/26	WYOMING *	L, 34-21
11/10	at Nevada *	L, 49-10
11/17	UTAH STATE *	L, 29-24
11/22	at Air Force *	L, 27-19

at AIR FORCE (5-7, 3-5 MW) - Oct. 27

DATE	OPP	TIME (MT)
9/1	STONY BROOK	W, 38-0
9/8	at FAU	L, 33-27
9/22	at Utah State *	L, 42-32
9/29	NEVADA *	L, 28-25
10/6	NAVY	W, 35-7
10/12	at San Diego State *	L, 21-17
10/19	at UNLV *	W, 41-35
10/27	BOISE STATE *	L, 48-38
11/3	at Army	L, 17-14
11/10	NEW MEXICO *	W, 42-24
11/17	at Wyoming *	L, 35-27
11/22	COLORADO STATE *	W, 27-19

BYU (6-6) - Nov. 3

DATE	OPP	TIME (MT)
9/1	at Arizona	W, 28-23
9/8	CALIFORNIA	L, 21-18
9/15	at Wisconsin	W, 24-21
9/22	MCNEESE STATE	W, 30-3
9/29	at Washington	L, 35-7
10/5	UTAH STATE	L, 45-20
10/13	HAWAII	W, 49-23
10/27	NORTHERN ILLINOIS	L, 7-6
11/3	at Boise State	L, 21-16
11/10	at UMass	W, 35-16
11/17	NEW MEXICO STATE	W, 45-10
11/24	at Utah	L, 35-27

FRESNO STATE (10-2, 7-1 MW) - Nov. 9

DATE	OPP	TIME (MT)
9/1	IDAHO	W, 79-13
9/8	at Minnesota	L, 21-14
9/15	at UCLA	W, 38-14
9/29	TOLEDO	W, 49-27
10/6	at Nevada *	W, 21-3
10/13	WYOMING *	W, 27-3
10/20	at New Mexico *	W, 38-7
10/27	HAWAII *	W, 50-20
11/3	at UNLV *	W, 48-3
11/9	at Boise State *	L, 24-17
11/17	SAN DIEGO STATE *	W, 23-14
11/24	SAN JOSE STATE *	W, 31-13
12/1	at Boise State ^	5:45 p.m.

at NEW MEXICO (3-9, 1-7 MW) - Nov. 16

DATE	OPP	TIME (MT)
9/1	INCARNATE WORD	W, 62-30
9/8	at Wisconsin	L, 45-14
9/15	at New Mexico State	W, 42-25
9/29	LIBERTY	L, 52-43
10/6	at UNLV *	W, 50-14
10/13	at Colorado State *	L, 20-18
10/20	FRESNO STATE *	L, 38-7
10/27	at Utah State *	L, 61-19
11/3	SAN DIEGO STATE *	L, 31-23
11/10	at Air Force *	L, 42-24
11/16	BOISE STATE *	L, 45-14
11/24	WYOMING *	L, 31-3

UTAH STATE (10-2, 7-1 MW) - Nov. 24

DATE	OPP	TIME (MT)
8/31	at Michigan State	L, 38-31
9/8	NEW MEXICO STATE	W, 60-13
9/13	TENNESSEE TECH	W, 73-12
9/22	AIR FORCE *	W, 42-32
10/5	at BYU	W, 45-20
10/13	UNLV *	W, 59-28
10/20	at Wyoming *	W, 24-16
10/27	NEW MEXICO *	W, 61-19
11/3	at Hawai'i *	W, 56-17
11/10	SAN JOSE STATE *	W, 62-24
11/17	at Colorado State *	W, 29-24
11/24	at Boise State *	L, 33-24

2018 DEPTH CHART

OFFENSE

X	8	Sean Modster	RS-SR	5-11	189
	1	Octavius Evans	SO	6-1	199
	OR 16	John Hightower	JR	6-2	183
H	6	CT Thomas	SO	5-8	171
	81	Akilian Butler	RS-JR	5-10	192
Z	7	A.J. Richardson	RS-SR	6-0	209
	2	Khalil Shakir	FR	6-0	186
LT	76	Ezra Cleveland	RS-SO	6-6	309
	69	Austin Dixon	RS-SO	6-6	289
LG	77	John Molchon	RS-JR	6-5	310
	68	Jake Stetz	RS-FR	6-2	296
C	67	Garrett Larson	RS-JR	6-4	298
	71	Donte Harrington	RS-SO	6-2	306
RG	79	Eric Quevedo	RS-JR	6-4	295
	71	Donte Harrington	RS-SO	6-2	306
	66	Isiah Moore	RS-JR	6-4	292
RT	70	John Ojukwu	RS-FR	6-6	297
	78	Andres Preciado	RS-SR	6-6	295
TE	86	Chase Blakley	RS-SR	6-4	239
	85	John Bates	RS-SO	6-6	246
	47	Matt Pistone	RS-JR	6-3	244
	5	Garrett Collingham	RS-JR	6-4	229
QB	4	Brett Rypien	SR	6-2	202
	9	Jaylon Henderson	RS-JR	6-1	211
	3	Riley Smith	FR	6-4	206
RB	22	Alexander Mattison	JR	5-11	211
	34	Robert Mahone	RS-SO	5-10	204
	31	Skyler Seibold	RS-SR	6-1	207
	21	Andrew Van Buren	FR	6-0	227

DEFENSE

DE	91	Durrant Miles	SR	6-5	261
	45	Kayode Rufai	RS-SO	6-4	255
NT	98	Sonatane Lui	JR	6-1	305
	57	Emmanuel Fesili	JR	6-2	319
OR	90	Scale Igiehon	FR	6-2	300
DT	93	Chase Hatada	JR	6-3	253
	54	Matt Locher	RS-JR	6-2	269
	40	Jabari Watson	RS-SO	6-1	253
STUD	8	Jabril Frazier	RS-SR	6-4	238
	99	Curtis Weaver	RS-SO	6-3	266
	53	Sam Whitney	RS-JR	6-2	233
WLB	7	Ezekiel Noa	RS-FR	5-11	243
	36	Blake Whitlock	RS-SR	6-1	214
MLB	58	Tyson Maeva	JR	6-0	230
	25	Benton Wickersham	SO	6-2	230
	56	Joseph Inda	RS-SR	6-0	231
SLB/N	28	Kekaula Kaniho	SO	5-10	183
OR	9	Desmond Williams	RS-SO	5-11	200
	41	Will Heffner	RS-JR	6-2	225
FCB	26	Avery Williams	RS-SO	5-9	197
	30	Robert Lewis	RS-SO	5-10	176
FS	32	Jordan Happle	RS-SO	5-11	199
	5	Evan Tyler	RS-JR	6-2	191
BS	10	Kekoa Nawahine	JR	6-2	207
	21	Tyreque Jones	RS-FR	6-2	197
BCB	14	Tyler Horton	SR	5-11	190
	15	Jalen Walker	RS-SO	6-0	174

SPECIALISTS

K	96	Haden Hoggarth	RS-SR	6-0	195
	OR 46	Joel Velazquez	RS-SO	6-0	224
P	49	Quinn Skillin	RS-SR	6-4	189
	OR 46	Joel Velazquez	RS-SO	6-0	224
SNAP	50	Nicholai Pitman	JR	5-11	229
	OR 42	Daniel Cantrell	RS-FR	6-0	225
HOLD	49	Quinn Skillin	RS-SR	6-4	189

KO	46	Joel Velazquez	RS-SO	6-0	224
KR	26	Avery Williams	RS-SO	5-9	197
	OR 16	John Hightower	JR	6-2	183
	OR 81	Akilian Butler	RS-JR	5-10	192
PR	26	Avery Williams	RS-SO	5-9	197
	OR 2	Khalil Shakir	FR	6-0	186

SERIES HISTORY

THE SERIES: Boise State and Fresno State, which played each year from 2001-14, are playing for the fourth time in the last two seasons after not seeing each other in 2015 or 2016. The Broncos and Bulldogs played in back-to-back weeks last season, squaring off in the regular-season finale, and then meeting in the MW Championship.

Boise State holds a 15-6 advantage in the all-time series, including a win in the last two games and a 10-1 record at home. The Broncos have won 10-straight in Boise, with the only home loss coming in the first such meeting, a 37-21 Bulldog win, Sept. 8, 1984. Fresno State's lone victory in Boise came two seasons before the installation of the blue turf, and as such, the Bulldogs have never won on The Blue.

The Broncos dropped the regular-season finale in Fresno last season (28-17), one of only three losses to the Bulldogs since Boise State joined Fresno State in the Western Athletic Conference in 2001.

This will be the sixth time that Boise State has faced a ranked Bulldog squad, and the Broncos are 3-2 in such games.

This will also be the third MW Championship Game played between the schools, with each previous game resulting in a Boise State victory at Albertsons Stadium.

FRESNO STATE (15-6)

DATE	LOC	W/L	SCORE	BSU	OPP
Sept. 17, 1977	A	L	7-42		
Sept. 8, 1984	H	L	21-37		
Nov. 2, 1996	A	L	7-41		
Oct. 19, 2001	* A	W	35-30		8
Oct. 18, 2002	* H	W	67-21		
Nov. 21, 2003	* A	W	31-17	20/20	
Oct. 23, 2004	* H	W	33-16	19/16	
Nov. 10, 2005	* A	L	7-27		20
Nov. 1, 2006	* H	W	45-21	14/14	
Oct. 26, 2007	* A	W	34-21		
Nov. 28, 2008	* H	W	61-10	9/9	
Sept. 18, 2009	* A	W	51-34	10/10	
Nov. 19, 2010	* H	W	51-0	3/3	
Oct. 7, 2011	A	W	57-7	5/6	
Oct. 13, 2012	* H	W	20-10	24/22	
Sept. 20, 2013	* A	L	40-41		RV/25
Oct. 17, 2014	* H	W	37-27		
Dec. 6, 2014	\$ H	W	28-14	22/22	
Nov. 25, 2017	* A	L	17-28	25/24	
Dec. 2, 2017	\$ H	W	17-14		25/-
Nov. 9, 2018	* H	W	24-17		16/17

* - Conference Game

\$ - MW Championship Game

GAME NOTES

BRYAN HARSIN NOTES...

THE HARSIN ERA: The 2018 campaign marks Boise State's fifth under head coach Bryan Harsin, a former Bronco quarterback and assistant coach. Harsin, who is 52-14 over his Boise State tenure, has led the Broncos to three 10-win seasons and two Mountain West titles, most recently going 11-3 and capturing the conference crown in 2017. In his first season at the Bronco helm in 2014, Harsin guided the program to a 12-2 mark, which included the school's first outright Mountain West Championship since joining the league in 2011 and the school's third victory in the Fiesta Bowl.

HARSIN HITS 50 (WINS): Boise State football head coach Bryan Harsin has 59 wins through his first five-plus seasons as a head coach. Harsin has won over 75 percent of his games (59-19) at Arkansas State (2013) and Boise State (2014-present).

Harsin also hit the 50-win mark at Boise State with Nov. 9's victory over Fresno State, and his 52 victories with the Broncos are currently fifth-most for a head coach since Boise State became a four-year football playing institution in 1968. Only Chris Petersen (2006-13; 84), Tony Knap (1968-75; 71), Jim Criner (1976-82; 59) and Dan Hawkins (2001-05; 53) boast more wins as a head coach.

HEAD COACHES AT ALMA MATER: Bryan Harsin is one of only 22 head coaches in the country currently serving at his alma mater. Of the 22, five are in the Mountain West: Troy Calhoun (Air Force), Harsin, Nick Rolovich (Hawaii'i), Jeff Tedford (Fresno State) and Matt Wells (Utah State).

DODD TROPHY WATCH LIST: Head Coach Bryan Harsin is the only head coach from the Mountain West – and from the Group of Five – on the Dodd Trophy's preseason watch list.

TEAM NOTES...

RANKED WINS: Boise State defeated a pair of teams ranked in the Associated Press Poll during the month of November, one of only three schools in the country to accomplish the feat. Boise State joined a list that also included Alabama and Ohio State.

Saturday's game against Fresno State will mark the first time since 2010 that the Broncos have faced four ranked opponents in a season, and the first time since 1994 – when Boise State was in what is now referred to as the Football Championship Subdivision – that the Broncos hosted three ranked opponents.

TWO EARLY LOSSES LEAD TO A HAPPY ENDING?: For the fourth time in the last six seasons (2013, 2014, 2017, 2018), Boise State sat at 3-2 through the first five games. While not ideal, a 3-2 start has, of late, been a sign of strong finishes for the Broncos.

Although the Broncos lost their bowl game and finished 8-5 in Chris Petersen's final year at the helm in 2013, Boise State has bounced back emphatically from 3-2 starts under Brian Harsin (2014-present). In 2014, the Broncos won 10-straight games after the 28-14 loss to Air Force dropped them to 3-2, a run that included a Mountain West Championship Game victory and a VIZIO Fiesta Bowl win.

THE HAMMER



Boise State selects one player to lead the team onto the field with The Hammer each game. Traditionally, the honor has gone to the individual that made the best special teams play the week prior. However, the offensive line has been selected in the past, and the entire team entered the field with The Hammer in the 2017 MW Championship Game (pictured above).

@ Troy Avery Williams
 UCONN Desmond Williams
 @ Oklahoma State
 Alexander Mattison /
 Offensive Line
 @ Wyoming Skyler Seibold
 SAN DIEGO STATE Skyler Seibold
 @ Nevada Joe Provenzano
 COLORADO STATE
 Kekoa Nawahine
 @ Air Force Avery Williams
 BYU Matt Locher
 FRESNO STATE Avery Williams
 @ New Mexico Bruno DeRose
 UTAH STATE Skyler Seibold

PREVIOUS WINNERS ON THE 2018 ROSTER

Chase Hatada
 New Mexico, 2016
Tyler Horton
 Fresno State, 2017
Tyson Maeva
 Virginia, 2017
Robert Mahone
 BYU, 2017
Alexander Mattison
 BYU, 2016
 Wyoming, 2016
David Moa
 Utah State, 2016
Kekoa Nawahine
 San Diego State, 2017
Skyler Seibold
 New Mexico, 2017
Riley Whimpey
 Utah State, 2017
Avery Williams
 Washington State, 2017
 Wyoming, 2017

GAME NOTES

Last season, the Broncos sat at 3-2 after a humbling 42-23 loss to Virginia at Albertsons Stadium. Again, the team responded, reeling off six-straight wins to clinch the Mountain Division. Then, following a loss at Fresno State in the regular-season finale, the Broncos rebounded to beat the Bulldogs in the Mountain West title game followed by a 38-28 win over Oregon in the Las Vegas Bowl.

KINGS OF THE MOUNTAIN: Boise State will go for its fourth Mountain West title Saturday night, a figure which would make it No. 1 in the conference since joining in 2011. A win over the Bulldogs would also give the Broncos a conference-best third victory in the Mountain West Championship Game.

THE FLAGSHIP MATCHUP: Saturday's Mountain West Championship Game between Boise State and Fresno State pits the two teams with the most title-game appearances since the inaugural event in 2013. The game marks Fresno State's conference-best fourth title-game appearance (2013-14, 2017-18), while the Broncos are second with three appearances (2014, 2017-18).

It is also the third time in five seasons that the Broncos and Bulldogs have met for the conference title (2014, 2017-18). Boise State won the previous two matchups, both at Albertsons Stadium, defeating Fresno State, 28-14, in 2014, and 17-14 last year.

BOISE STATE MAKES THE VOTERS LOOK GOOD (AGAIN): The preseason Mountain West predicted order of finish was released back on July 24, and, voted to win the Mountain Division for the sixth-straight season was, you guessed it, Frank Stallone.

The announcement extended Boise State's run of being voted the preseason favorite to win the Mountain West (2011-12) or the Mountain Division (2013-present) every year since joining the conference ahead of the 2011 campaign. This preseason, the Broncos received all 22 first-place votes, topping the Mountain Division with 132 points. They were followed, in order, by Wyoming (92 points), Colorado State (82), Utah State (78), Air Force (52), and New Mexico (23).

On the other side of the conference, Fresno State topped the West Division poll, receiving 16 first-place votes for 126 points, followed by San Diego State with six first-place votes and 116 points. UNLV (78 points), Nevada (72), Hawai'i (45), and San Jose State (25) rounded out the poll.

ANOTHER 10-WIN SEASON: Nov. 24's 33-24 win over Utah State clinched for Boise State its 16th 10-win campaign since joining Division I-A (now FBS) in 1996. The Broncos' current mark of 16 10-win seasons since 1996 ranks second in the country only to Ohio State, which has won 10 games 18 times over that span.

This year marks Boise State's fourth 10-win season in five years, a stretch which includes marks of 12-2 (2014), 10-3 (2016), and 11-3 (2017). The Broncos had a run of seven-straight 10-win seasons from 2006-12, highlighted by undefeated campaigns in 2006 (13-0) and 2009 (14-0).

ANOTHER SEVEN-GAME WINNING STREAK: The 33-24 win over Utah State upped the Broncos' winning streak to seven, marking the fourth season over Bryan Harsin's five-year tenure in which he has guided the Broncos to a run of at least seven wins in a row.

The 2015 season is the only one under Harsin in which Boise State has not put together a seven-game winning streak. In 2014 Boise State closed the season with nine-straight wins, while in 2016 the Broncos opened the campaign 7-0. Last year, the Broncos won seven in a row before dropping the regular-season finale at Fresno State, 28-17.

BOTH TEAMS RANKED AT ALBERTSONS STADIUM: For the second-straight week, Boise State will host a contest in which it and its opponent are each ranked in the Associated Press Top 25. The Broncos enter the Mountain West Championship Game ranked 19th in the AP Poll, while Fresno State is ranked 25th.

DRIVE SUMMARY

DRIVE YARDS	BOISE STATE TOTAL DRIVES	SCORING DRIVES
<0	6	
0-9	24	2
10-19	13	
20-29	7	1
30-39	12	5
40-49	16	7
50-59	12	7
60-69	15	12
70-79	21	21
80-89	6	6
90-99	3	3

POSSESSIONS WITH PLAYS

INSIDE THE:		TD	FG
30-yd line	63	36	11
20-yd line	47	30	10
15-yd line	38	27	6
10-yd line	27	24	2
5-yd line	20	19	

RED ZONE

TD	FG
30-48	10-48
.625	.208

TOTAL: 40-for-48 (.833)

DRIVE YARDS	OPPONENT TOTAL DRIVES	SCORING DRIVES
<0	14	1
0-9	30	3
10-19	25	1
20-29	13	
30-39	6	2
40-49	7	4
50-59	8	5
60-69	11	7
70-79	18	16
80-89	4	4
90-99	2	2

POSSESSIONS WITH PLAYS

INSIDE THE:		TD	FG
30-yd line	47	23	12
20-yd line	35	20	9
15-yd line	29	18	7
10-yd line	23	16	5
5-yd line	16	10	4

RED ZONE

TD	FG
20-35	9-35
.571	.257

TOTAL: 29-for-35 (.829)

GAME NOTES

The title game is the fourth all-time at Albertsons Stadium to feature two AP-ranked teams. The others were No. 14 Boise State's 19-8 win over No. 16 Oregon on Sept. 3, 2009, the third-ranked Broncos' 37-24 win over No. 24 Oregon State on Sept. 25, 2010, and last week's 33-24 victory by No. 21 Boise State over No. 14 Utah State.

Since 1996, Boise State is 8-7 in games in which it and its opponent are each ranked in the AP Poll. Seven of those matchups have come in bowl games.

AGAINST RANKED TEAMS IN NOVEMBER: Nov. 24's win over then-No. 14/15 Utah State marked Boise State's second victory all-time over a ranked team in the month of November. Following the win, the Broncos are now 2-4 in such games. Boise State had previously dropped November contests against AP-ranked Fresno State (2005), Hawai'i (2007), and Nevada (2010), along with TCU (2011), which was ranked in the Coaches' Poll at the time.

AGAINST RANKED TEAMS IN DECEMBER: Boise State is 3-2 all-time against Associated Press-ranked teams in the month of December, with Saturday's Mountain West Championship Game against No. 25 Fresno State the sixth such matchup.

The Broncos are 2-2 in December bowl games against AP-ranked teams, with the third win coming last year over No. 25 Fresno State in the Mountain West title game.

UNBEATEN CONFERENCE ROAD SLATE: With Nov. 16's 45-14 win at New Mexico, Boise State completed a perfect Mountain West road slate (4-0) for the first time under Bryan Harsin. Overall it was Boise State's third unbeaten road schedule (2011-12, 2018) since joining the Mountain West in 2011.

FIGHTING BACK INTO THE POLLS: Boise State broke back into both national polls on Nov. 11 after an eight-week absence from the Associated Press Poll and a five-week absence from the Amway Coaches Poll. The Broncos came in at No. 23 in the AP Poll and No. 24 in the Coaches Poll. It marks the fifth time in program history that the Broncos have returned to the AP Poll after being dropped in the same season.

Since joining the FBS in 1996, previous returns to the poll in the same season came in 2007, 2012 (twice), and 2015. In 2007, the Broncos were dropped from the poll following a 24-10 loss at Washington on Sept. 8, but returned at No. 21 ahead of a Nov. 3 matchup with San Jose State following a six-game winning streak. In 2012, the Broncos returned to the AP Poll twice after being dropped. The 3-1 Broncos were dropped from No. 24 to unranked following a 32-29 win at New Mexico on Sept. 29, but spent just a week on the outside, returning at No. 24 following a 40-14 rout at Southern Mississippi. Boise State got as high as 19th in the poll before falling out once more following a 21-19 loss to San Diego State on Nov. 3, before returning at No. 24 following two wins ahead of a Dec. 1 matchup with Nevada. In 2015, the Broncos went from No. 20 to unranked following a 35-24 loss at BYU on Sept. 12, but, following four-straight wins, returned at No. 25 for a week before dropping a 52-26 decision at Utah State on Oct. 16.

HOME COMEBACKS: The Broncos, which trailed Fresno State 17-3 early in the third quarter on Nov. 9, overcame a 14-point deficit at home for the first time since being down 20-0 to San Diego State on Nov. 15, 2014 (Boise State won that game, 38-29).

Also, the last time Boise State came back to win at Albertsons Stadium after trailing entering the fourth quarter was last year's Mountain West Championship Game against Fresno State (Dec. 2, 2017), in which the Broncos trailed the Bulldogs, 14-10, entering the fourth quarter of that game, and won, 17-14.

ANOTHER SINGLE-DIGIT LOSS IN MOUNTAIN WEST PLAY: Boise State's 19-13 loss to San Diego State on Oct. 6 was just its 12th in Mountain West play since joining the conference in 2011. Out of those 12, Saturday's loss was the ninth by single digits, as the Broncos have only been beaten by 10 or more points by a Mountain West foe on three occasions (28-14 at Air Force on Sept. 27, 2014; 52-26 at Utah State on Oct. 16, 2015; 28-17 at Fresno State on Nov. 25, 2017).

EXPLOSIVE PLAYS

A complete game-by-game breakdown of explosive plays by both Boise State and its opponents during the 2018 season can be found below.

For Boise State, explosive plays are defined as runs of 12-plus yards and passes of 15-plus.

OPPONENT	RUN	PASS	TOT
@ Troy	2	7	9
UCONN	9	8	17
@ Okla St	1	8	9
@ Wyoming*	3	8	11
SDSU*	3	2	15
@ Nevada*	3	6	9
COLO ST*	3	9	12
@ Air Force*	5	12	17
BYU	0	5	5
FRESNO ST*	1	5	6
@ UNM*	5	10	15
UTAH ST*	5	6	11
FRESNO ST^			
TOTAL	40	86	126

A complete game-by-game breakdown of opponent explosive plays can be found below:

OPPONENT	RUN	PASS	TOT
@ Troy	4	8	12
UCONN	2	1	3
@ Okla St	4	6	10
@ Wyoming*	2	4	6
SDSU*	0	1	1
@ Nevada*	2	7	9
COLO ST*	4	7	11
@ Air Force*	4	6	10
BYU	4	6	10
FRESNO ST*	3	5	8
@ UNM*	3	4	7
UTAH ST*	1	5	6
FRESNO ST^			
TOTAL	33	60	93

GAME NOTES

OVER 200 WINS SINCE 2000: Sept. 29's victory at Wyoming was Boise State's 201st since the start of the 2000 season, and, currently at 207 wins, the Broncos are the winningest team in college football since 2000. Oklahoma is second with 206 wins since 2000 and Ohio State is third at 204.

CONFERENCE RECORD: Since 2000, Boise State is a national-best 131-17 (.885) in conference play. Since joining the FBS in 1996, the Broncos have played in three leagues: the Big West (1996-2000), WAC (2001-10) and Mountain West (2011-Present). Over the campaigns in those three conferences, the Broncos have posted an all-time record of 141-26 (.844). Boise State went 5-3 in Mountain West play in 2015, just the second time since 1998 - when Boise State went 2-3 in the Big West - that the Broncos lost three conference contests in a season. It was also just the fourth time since 2001 - Boise State's first year in the WAC - that the Broncos lost multiple conference games (also went 6-2 in WAC play in 2001).

MW SUCCESS: Since joining the Mountain West for the 2011 season, Boise State has lost just 12 conference games, with only three of those losses being by more than seven points. Outside of a 28-14 loss to Air Force (Sept. 27, 2014), a 52-26 loss at Utah State (Oct. 16, 2015), and a 28-17 loss at Fresno State (Nov. 25), the Broncos' other nine Mountain West losses have come by a combined 36 points. Boise State's four Mountain West losses from 2011-13 were by a combined seven points: TCU in 2011 (36-35); San Diego State in 2012 (21-19); Fresno State (41-40) and SDSU (34-31, OT) in 2013. Additionally, no Mountain West team has a winning record against the Broncos, although San Diego State is 3-3 against Boise State.

DEFENDING THE CROWN: Boise State will aim to win back-to-back Mountain West titles for the first time in 2018. The Broncos last won consecutive conference titles with a WAC three-peat from 2008-10. Following its first two Mountain West titles (2012, 2014), the Broncos went 6-2 and 5-3 in conference play the following seasons (2013 and 2015, respectively).

SERVING UP 50-BURGERS: With Oct. 19's 56-28 win over Colorado State in the books, the Broncos have thrice hit the 50-point mark this season, the most since having five 50-point games in 2015.

Boise State's 56 points Sept. 1 at Troy marked the first time it had put a 50-burger on an opponent in a season opener since beating Weber State, 56-7, in the 2007 lid-lifter. The last time that the Broncos had scored at least 50 in an opener against an FBS team was in a 65-7 win over Idaho (then in the Sun Belt) in 2004.

ACTUALLY, MAKE IT A 60-BURGER: Boise State topped (no pun intended) its 50-Burger at Troy by serving up a 60-Burger to UConn on Sept. 8, beating the Huskies, 62-7. It marked the first time since a 63-14 win at Wyoming on Nov. 22, 2014, that the Broncos had hit the 60-point mark.

It was also Boise State's first 60-point performance at home since beating Southern Mississippi, 60-7, on Sept. 28, 2013.

RYPIEN, WILLIAMS HEADLINE PRESEASON ALL-MOUNTAIN WEST HONORS: Senior quarterback Brett Rypien (Offensive Player of the Year) and redshirt sophomore CB/KR/PR Avery Williams (Special Teams Player of the Year) were announced as two of the three Mountain West preseason award recipients at the start of the Mountain West Football Media Summit on July 24.

Rypien is the second Boise State player to ever be named the Mountain West's Preseason Offensive Player of the Year (Kellen Moore, 2011), while Williams is also the second to be named the conference's Preseason Special Teams Player of the Year (Mitch Burroughs, 2012). Together, they are the first Broncos to earn a preseason Mountain West individual honor since Burroughs' recognition.

EIGHT BRONCOS NAMED TO PRESEASON ALL-MOUNTAIN WEST TEAM: Boise State had a program-record eight players named to the Preseason All-Mountain West Team in July. The previous record for the program since joining the Mountain West was in its inaugural season in the conference (2011).

BRONCOS IN THE NFL

There are currently 14 Broncos on National Football League rosters (as of Nov. 18), and 10 teams have at least one former member of the Boise State football team on their roster.

At least one Bronco has been selected in the NFL Draft in each of the last nine seasons, and 22 players have been drafted during that time - including eight in the first two rounds.

A complete list of Broncos in the NFL can be found below:

Arizona Cardinals
 Jamar Taylor (CB)
 Chicago Bears
 Charles Leno (OL)
 Cleveland Browns
 Tanner Vallejo (LB)
 Dallas Cowboys
 Tyrone Crawford (DT)
 DeMarcus Lawrence (DE)
 Leighton Vander Esch (LB)
 Cedrick Wilson (WR; IR)
 Denver Broncos
 Jeremy McNichols (RB; PS)
 Matt Paradis (OL; IR)
 Kansas City Chiefs
 Orlando Scandrick (CB)
 Minnesota Vikings
 George Iloka (S)
 Oakland Raiders
 Doug Martin (RB)
 Philadelphia Eagles
 Jay Ajayi (RB; IR)
 Tennessee Titans
 Kamalei Correa (LB)

IR = Injured Reserve
 PS = Practice Squad

GAME NOTES

Quarterback Brett Rypien, running back Alexander Mattison, and offensive linemen Ezra Cleveland and John Molchon represented the Boise State offense, while the trio of cornerback Tyler Horton, defensive tackle David Moa, and STUD Curtis Weaver were voted to the defensive team. CB/KR/PR Avery Williams was voted the team's return specialist.

PLENTY OF BRONCOS ON PRESEASON WATCH LISTS: The summer months ahead of the college football season are dominated by #WatchListSZN, during which the array of postseason awards release their preseason candidates.

This preseason, the Broncos had 10 athletes named to 16 different award watch lists, led by quarterback Brett Rypien, who was named to six. Rypien was named a preseason candidate for national player of the year honors such as the Maxwell Award and Walter Camp Award, in addition to quarterback of the year awards as the Davey O'Brien Award, Unitas Golden Arm Award and the Manning Award, in addition to the Wuerffel Trophy.

Defensive stalwarts Tyler Horton and David Moa were named to three lists apiece, each landing on the Bronko Nagurski Trophy list. Horton, a senior cornerback, was also included on the lists for the Jim Thorpe Award and Bednarik Award, while Moa was a candidate for the Outland Trophy and the Polynesian Player of the Year award.

More Broncos named to award watch lists for 2018 included: tight end John Bates (Mackey Award), nose tackle Sonatane Lui (Polynesian Player of the Year), MLB Tyson Maeva (Polynesian Player of Year), running back Alexander Mattison (Doak Walker Award), safety Kekoa Nawahine (Jim Thorpe Award, Polynesian Player of the Year), STUD Curtis Weaver (Ted Hendricks Award), and CB/KR/PR Avery Williams (Paul Hornung Award).

BOISE STATE'S BOWL STREAK AMONG BEST IN THE COUNTRY: Boise State's 48-38 win at Air Force on Oct. 27 made the Broncos bowl-eligible for the 21st-straight season (1998-2018).

Currently, the Broncos' streak of 16-straight bowl games, which will increase to 17 come the postseason, is tops among "Group of Five" schools and is surpassed by only five "Power Five" schools. Florida State, Georgia, LSU, Oklahoma and Virginia Tech have each played in at least 17-straight bowl games entering 2018.

COACHING CHANGES: The Boise State coaching staff made three changes this past offseason, promoting a graduate assistant and adding two new faces. Spencer Danielson, who served as a defensive graduate assistant in 2017, was promoted to full-time assistant coach and will oversee Boise State's STUDs after the NCAA passed legislation allowing for a 10th full-time assistant position.

Chad Kauha'aha'a joined the Boise State staff as the defensive line coach after spending the past three seasons at Oregon State, including the past two as associate head coach. Kauha'aha'a, oversaw the defensive line for all three seasons at Oregon State, in addition to the outside linebackers from 2016-17.

The third addition to the Bronco staff was Jeff Popovich, who oversees the cornerbacks. Popovich, who has 12 seasons of experience in the collegiate coaching ranks, spent the last two seasons in the NFL with the Indianapolis Colts, serving as assistant to head coach Chuck Pagano, a former Boise State assistant coach (1987-88), in 2016, before moving to a defensive quality control position in 2017.

COORDINATOR CONTINUITY: Boise State enters the 2018 season with its three coordinators intact from a season ago, as Zak Hill (offense), Andy Avalos (defense), and Kent Riddle (special teams) form the triumvirate once again. Notably, with Hill entering his second season as offensive coordinator and Avalos his fourth in charge of the defense, Boise State will carry over the same offensive and defensive coordinators for a second-straight season for the first time since Robert Prince and Pete Kwiatkowski oversaw the Bronco offense and defense, respectively, from 2012-13.

Hill, who served as co-offensive coordinator with offensive line coach Scott Huff in 2016, took sole possession of the role in 2017 after Huff's departure to Washington.

BRONCO RADIO NETWORK

The Bronco Radio Network is comprised of 11 stations in Idaho and eastern Oregon, with KBOI 670 AM in Boise serving as the flagship.

The Bronco Sports Network includes the following stations:

IDAHO

Boise	St. Maries
KBOI 670 AM	KOFE 1240 AM
KTIC 93.1 FM	

Idaho Falls

KSPZ 980 AM	Pocatello
KSPZ 105.1 FM	KSPZ 94.5 FM

McCall

KDZY 98.3 FM	Twin Falls
	KSNQ 98.3 FM

Salmon

KSRA 960 AM

OREGON

LaGrande	Baker City
KLBM 1450 AM	KBKR 1490 AM

The broadcasts are also available on TuneIn: tunein.com/radio/Boise-State-Bronco-Sports-Network-s254035.



Bob Behler (left), a four-time Idaho Sportscaster of the Year, is in his 11th season calling play-by-play for the Broncos.

Former Boise State offensive lineman Pete Cavender is in his 10th season providing commentary.

GAME NOTES

AMONG THE GREATEST: Boise State boasts the third-best all-time winning percentage amongst the Football Bowl Subdivision. The Broncos' all-time record at the four-year level through Nov. 25 is 447-167-2 (.727). Notre Dame (918-324-42; .7313) is first on the all-time list, with Michigan (953-341-36; .7300) second. Ohio State (909-325-53; .7268) is fourth. For the complete top 15, see page four.

ESTABLISHING A LEGACY: The Broncos are the winningest football program in the country since 2000, with an overall record of 207-40 (.838). Ohio State (204-42; .829), Oklahoma (206-46; .817), Alabama (189-60; .760), LSU (184-59; .757) round out the top five. For the complete top 15, see page four.

ACADEMIC SUCCESS: The Broncos were one of only five schools in the country to receive the NCAA's Public Recognition Award in football for ranking in the top-10 percent nationally in APR from 2010 through 2014. Joining the Broncos were Clemson, Duke, Northwestern and Rutgers. Additionally, center Mason Hampton was a two-time CoSIDA Academic All-American (2016-17) and a finalist for the William V. Campbell Trophy in 2017, given annually to the top football scholar-athlete in the country. Boise State also had 36 team members named to the Fall 2017 Academic All-Mountain West list, marking the seventh-straight year in which Boise State has led the MW in all-academic selections.

DEFENSE...

AMERICA'S TEAM OR BOISE'S TEAM?: The NFL's Dallas Cowboys have endeared themselves to Boise State fans over the past few seasons with frequent acquisitions of Bronco greats.

Currently, the Cowboy roster boasts six Bronco alumni, including five on defense: defensive tackle Tyrone Crawford (at Boise State from 2010-11), defensive end DeMarcus Lawrence (2012-13), safety Darian Thompson (2012-15), wide receiver Cedrick Wilson (2016-17), and linebacker Leighton Vander Esch (2015-17). Dallas also features former Boise State quarterback Kellen Moore (2008-11) as its quarterbacks coach.

KANIHO MAKES THE PLAY: Kekaula Kaniho made an interception for the second-straight game Nov. 24, picking off a Jordan Love pass in the first quarter to set up a Bronco touchdown. It followed his theft Nov. 16 at New Mexico which snapped a spell of three-straight games without a pick for the Bronco defense.

The pick against Utah State was Kaniho's team-leading third of the season.

DES GETS HIS TURNOVER THRONE MOMENT: SLB Desmond Williams has quietly been putting together a strong season for the Broncos, but there was nothing quiet about his performance Saturday in Albuquerque. Williams got his Turnover Throne moment in the second quarter, stripping New Mexico running back Zahneer Shuler at the nine-yard line and waltzing into the end zone to put Boise State up 21-7.

The strip-and-score highlighted a night in which Williams also made 2.0 tackles-for-loss among his five tackles. For the year, the redshirt sophomore ranks fifth on the team with 5.0 TFL, and is one of nine Broncos to recover a fumble.

IT'S FUMBLE-ITIS SEASON: Desmond Williams' strip-and-score was the first of two fumble recoveries for the ball-hawking Bronco defense Friday at New Mexico. With the two fumble recoveries, Boise State now has 14 on the season, a figure that leads the Mountain West and ranks second in the country, just one back of FBS leader Ohio (15).

WEAVER CLIMBS THE SACK LIST: Redshirt sophomore Curtis Weaver hasn't suffered any drop-off from his All-America redshirt freshman campaign of 2017. This year, Weaver leads the Mountain West and ranks tied for eighth in the country with 9.5 sacks.

His two shared sacks Nov. 16 at New Mexico brought his career total to 20.5, moving him into a tie for sixth on Boise State's all-time list with Shae McClellin (2008-11).

Weaver has recorded 4.5 sacks over the last three games, and recorded a career-high seven tackles in Nov. 3's win over BYU. His 2.5 sacks against the Cougars marked his fifth-career game with at least two sacks.

BRONCO DEBUTS

The following players have made their Bronco debuts during the 2018 season. True freshmen are denoted by an asterisk:

@ Troy Daniel Cantrell (LS)
 Chase Cord (QB)
 John Hightower (WR)
 Scale Igiehon (NT)*
 Tyreque Jones (S)
 Tony Lashley (LB)
 Khalil Shakir (WR)*
 Jake Stetz (OL)
 Andrew Van Buren (RB)*
 UCONN Jermani Brown (CB)
 Damon Cole (WR)
 Marques Evans (CB)
 Jaylon Henderson (QB)
 Roman Kafentzis (LB)
 Isaiah Moore (OL)
 John Ojukwu (OL)
 Nick Provenzano (LB)
 Jake Shaddox (RB)
 Damion Wright (S)
 @ Oklahoma State None
 @ Wyoming * Ezekiel Noa (LB)
 SAN DIEGO STATE * None
 @ Nevada * None
 COLORADO STATE *
 Billy Bowens (WR) *
 @ Air Force * None
 BYU Scott Matlock (DL) *
 Chris Mitchell (CB) *
 FRESNO STATE *
 Kekaniokoa Holomalia-Gonzalez (OL) *
 @ New Mexico *
 Cole Ramseyer (TE)
 Demetri Washington (STUD)
 UTAH STATE * None

The following players have made the first starts of their Boise State careers in 2018:

@ Troy Matt Locher (DT)
 Khalil Shakir (WR)
 CT Thomas (WR)
 Riley Whimpey (LB)
 UCONN Akilian Butler (WR)
 Chase Hatada (DT)
 John Hightower (WR)
 @ Oklahoma State
 Garrett Collingham (TE)
 @ Wyoming * None
 SAN DIEGO STATE *
 Tyreque Jones (S)
 @ Nevada * None
 COLORADO STATE *
 Donte Harrington (OL)
 John Ojukwu (OL)
 @ Air Force * None
 BYU Scale Igiehon (DL)
 FRESNO STATE *
 Jordan Happle (S)
 Ezekiel Noa (LB)
 @ New Mexico * Billy Bowens (WR)
 UTAH STATE * None

GAME NOTES

SACK RACE: Boise State recorded two sacks at New Mexico, a week after accomplishing quite the feat Nov. 9 against Fresno State, in which they had three sacks against an offensive line that had only surrendered five over its previous nine games.

The Broncos lead the Mountain West and rank ninth in the country with 3.27 sacks per game, and pace the conference with 36 sacks. Weaver leads the Broncos with 9.5 sacks on the season. Behind him, fellow STUD Jabril Frazier has 5.5 and senior defensive end Durrant Miles is third with 4.5 sacks.

UNDER-300 GAMES: This season, the Boise State defense has held four opponents to under 300 yards of total offense (Connecticut, Wyoming, San Diego State, New Mexico).

Sept. 8 against Connecticut, the Broncos yielded just 193 yards to the Huskies, before holding Wyoming to 295 on Sept. 29 in Laramie, then limiting San Diego State to 267 yards on Oct. 6. Nov. 16 at New Mexico, the Broncos held the Lobos to 262 yards of offense.

THAT'S SOME DEPTH: Despite the loss of numerous starters and key contributors to season-ending injury this season, and others missing games due to various ailments, the Boise State defense continued its high-level play Saturday in Albuquerque, holding New Mexico to just 262 yards of offense.

Defensive coordinator Andy Avalos' unit has been clutch when it matters, coming up with game-clinching stops deep in Bonco territory over the past two games. First, Tyson Maeva and Scale Igiehon sacked BYU quarterback Zach Wilson at the Bronco 4 on the final play of the game to preserve Boise State's 21-16 win on Nov. 3, then the defense stopped Fresno State at the Bronco 29 with 1:18 remaining to keep the Broncos' 24-17 lead intact.

MAEVA MAKES KEY SACKS: Junior linebacker Tyson Maeva came up with the key sack for the Broncos defense in two-straight wins earlier in November. On Nov. 3 against BYU, Maeva teamed with Scale Igiehon to drop Zach Wilson at the four-yard line on the final play of the game to preserve Boise State's 21-16 win. Six days later, with Fresno State at the Bronco 23 and driving for a potential go-ahead score late in the fourth quarter, Maeva broke through and dropped Marcus McMoryion for a loss of six on third down, forcing the Bulldogs into a 4th-and-11 at the 29. On the ensuing play, Avery Williams would break up McMoryion's pass with 1:18 to play, ending the Bulldogs' final threat.

With his efforts over the past few weeks, Maeva has moved into third on the team in tackles (47), and he leads the Bronco linebacker corps in both sacks (3.0) and tackles-for-loss (6.0).

GET OFF THE FIELD: The Boise State defense has been incredible on third downs this season, holding opponents to just a 31.6 conversion rate (43-for-136). That marks leads the Mountain West and ranks 15th in the country.

The ability of the Bronco defense to get off the field continued Nov. 16 at New Mexico, as the Lobos converted just 4-of-10 third downs.

NAWAHINE FINDS THE BALL: Junior safety Kekoa Nawahine continues to get into the action and find himself near the ball, leading Boise State with 67 tackles on the year, and recovering his second fumble of the campaign Nov. 16 at New Mexico.

Also notable about Nawahine's contributions and leadership is that he is one of just two members of Boise State's opening day starting secondary (along with cornerback Avery Williams) to not miss a game this season due to injury. Tyler Horton missed two games earlier this season, while fellow safety DeAndre Pierce suffered a season-ending injury Sept. 29 at Wyoming.

HORTON HUSTLE: Senior cornerback Tyler Horton recovered his team- and FBS-leading fourth fumble of the season against BYU on Nov. 3, and it came on a big hustle play. After missing on an interception attempt, which was caught by the BYU receiver, Horton recovered, chased down the runner, and stripped him just before the goal line. Horton would go on to pounce on the ball in the end zone for the Bronco touchback, snuffing out a Cougar scoring threat.

KINGS OF CHAOS



The Boise State defense unveiled a new incentive for being the most disruptive player in practice during Fall Camp - a bike; a spruced-up white BMX bike with a gold seat, gold streamers and a gold mini football on the handlebars. It even includes a king's crown to wear and a flag on the back that reads, "It's All About The Ball."

In the opening game of the 2018 regular season, the "King of Chaos" was rewarded with something new - a seat on a throne. The Bronco defense escorts the ballhawk to the Turnover Throne (seen below), where the honored Bronco sits and is feted by his teammates.

Last season the Boise State football team had a turnover belt that was earned by the defender who was a thorn in the offense's side. This year, just a few yards off the practice field is a shiny, freshly-painted new reward.



GAME NOTES

BACKS AGAINST THE WALL: The Bronco defense has saved its takeaway skills for deep in its own territory. Oct. 13 at Nevada, the Broncos made two takeaways inside the 10-yard line, first with Jabril Frazier's forced fumble that was recovered by Sonatane Lui in the first quarter, then followed by Tyler Horton's 99-yard pick-six in the second quarter.

A week later against Colorado State, Kekaula Kaniho snuffed out a Colorado State drive with an interception of K.J. Carta-Samuels at the Bronco 2-yard line, returning it out to the eight. Nov. 3 against BYU, the Broncos stopped another drive deep, this time with Tyler Horton's strip and fumble recovery in the end zone.

KANIHO HITS THE TRIFECTA: Sophomore SLB Kekaula Kaniho demonstrated once again on Oct. 19 against Colorado State his flair for the big play, being in the right spot to scoop up Avery Williams' fumble on a first-quarter punt return and take it 74 yards for a touchdown.

As it officially goes in the books as a 74-yard punt return touchdown for Kaniho, it marks the third non-offensive touchdown of his career, and he is believed to be (due to incomplete records in early seasons of the program's history) the only Boise State player to have scored touchdowns on a fumble return (Oct. 14, 2017 at San Diego State), interception return (2017 Las Vegas Bowl against Oregon), and a punt return.

MAMA, THERE GOES THAT MAN: Senior cornerback Tyler Horton continued to show off his uncanny nose for the ball Oct. 13 in Reno, nabbing an interception and returning it 99 yards for a touchdown. The 99-yard pick-six was not only tied for the second-longest in Boise State history (Tasi Autele, at Montana on Oct. 2, 1993), but was also Horton's third defensive touchdown this season, a Boise State record.

Horton has now scored five defensive touchdowns in his career, two on interceptions and three on fumble returns. This year, the Fresno, Calif., native leads the FBS with four fumble recoveries, two of which he took back for touchdowns at Troy on Sept. 1.

COMING THROUGH IN TOUGH SPOTS: Boise State's defense has found itself with tall tasks on occasion, coming on the field with an opponent beginning a drive in Bronco territory, and answered resoundingly.

Oct. 6 against San Diego State, the Aztecs, after Bronco turnovers, began three drives inside the Bronco 31. Boise State's defense responded by limiting the Aztecs to two field goals, a touchdown, and just two first downs on those drives.

Oct. 13 in Reno, the Bronco defense forced and recovered a Nevada fumble inside the 10-yard line in the first quarter, preventing the Wolf Pack from taking a two-score lead. Then, after the Wolf Pack opened a drive on the Bronco 29 following an interception, the defense came through again, as Tyler Horton picked off a pass at the Bronco 1 and returned it 99 yards for a touchdown, turning a 10-7 deficit into a 14-10 Boise State lead.

Most recently, against BYU on Nov. 3, Tyler Horton forced a fumble and recovered it in the end zone for a touchback to end a Cougar drive. And, of course, Tyson Maeva and Scale Igiehon dropped BYU quarterback Zach Wilson at the Bronco 4 on the final play of the game to preserve the 21-16 win.

OPENING DRIVE 3-AND-OUT STREAK SNAPPED: The Bronco defense's season-opening streak of forcing a 3-and-out on its opponents' opening drives came to an end Oct. 13 in Reno, as Nevada drove 58 yards and came away with a field goal.

Over the first five games of this season, here's the total number of yards for each opponent (in order: Troy, Connecticut, Oklahoma State, Wyoming, San Diego State): 5, 4, 1, 7, 2.

BOUNCING BACK AFTER GIVING UP 40: Boise State, which has only given up 40 points to a team in regulation five times in the Bryan Harsin Era (2014-present), and six times overall (including a 47-44 triple-overtime loss at Washington State in 2017), continued its trend of bouncing back defensively with Sept. 29's 34-14 win at Wyoming.

CAPTAINS

Boise State players voted redshirt senior STUD Jabril Frazier, senior cornerback Tyler Horton and senior quarterback Brett Rypien as captains for the 2018 season.



A fourth captain will be named on a weekly basis. A list of those individuals throughout the season is below:

@ Troy Durrant Miles
CONNECTICUT Sean Modster
@ Oklahoma State ... Akilian Butler
..... Durrant Miles *
@ Wyoming * Kekaula Kaniho
SAN DIEGO STATE *
..... A.J. Richardson
@ Nevada * Benton Wickersham
COLORADO STATE *
..... Avery Williams
@ Air Force * Bruno DeRose
BYU Riley Whimpey
FRESNO STATE * John Molchon
@ New Mexico *
..... Alexander Mattison
UTAH STATE * Tyson Maeva

* Filled in for Tyler Horton, who missed the Oklahoma State game.

GAME NOTES

After Sept. 15's 44-21 loss at Oklahoma State, Boise State held Wyoming to just 14 points, the fourth-straight time that the Bronco defense had yielded less than 20 points in the game following an opponent scoring 40. The Broncos are also now 6-0 in the game after an opponent has hit 40.

HORTON EARNS CONFERENCE, NATIONAL RECOGNITION: Senior cornerback Tyler Horton was rightly heralded following his outstanding defensive performance in Sept. 1's 56-20 victory at Troy. After deflecting a pass that led to a Bronco interception, and returning two fumbles for touchdowns, Horton was named the Mountain West Defensive Player of the Week for the second time in his career on Sept. 3, as well as being named the Bronko Nagurski National Defensive Player of the Week on Sept. 4.

HORTON BRINGS THE CHAOS: Horton reigned as the supreme King of Chaos in Sept. 1's victory at Troy, not only returning a pair of fumbles for touchdowns but also creating the Broncos' first takeaway by deflecting a screen pass that ended up picked off by linebacker Tony Lashley.

Horton, a preseason candidate for the Bednarik Award, Bronko Nagurski Trophy, and Jim Thorpe Award in 2018, became one of just five players all-time in FBS history to record two fumble returns for touchdowns in a single contest at Troy. His first score came in the third quarter, as he plucked a loose ball caused by Kekoa Nawahine and winded his way 55 yards to the house, while his second came on an 11-yard return in the fourth quarter.

For his career, Horton now has five defensive touchdowns after Oct. 13's 99-yard pick-six at Nevada. His first came on an 85-yard pick-six against Washington State on Sept. 10, 2016, and the second on a 21-yard fumble return against Air Force on Nov. 18, 2017.

VANDER ESCH GOES FROM BRONCO TO COWBOY: Redshirt junior linebacker Leighton Vander Esch capped one of the greatest seasons by a Boise State player by entering the 2018 NFL Draft and being selected 19th overall by the Dallas Cowboys. With that selection, Vander Esch became the fifth Bronco all-time to be selected in the first round of the draft, joining Ryan Clady (Denver Broncos, 2008), Kyle Wilson (New York Jets, 2010), Doug Martin (Tampa Bay Buccaneers, 2012) and Shea McClellin (Chicago Bears, 2012). At No. 19, Vander Esch matched McClellin for the second-highest a Boise State player has been drafted, seven spots behind Clady, who was taken 12th.

Vander Esch finished the 2017 college season with a team-high 141 tackles, also leading or sharing the team lead in interceptions (three) and forced fumbles (four). He was voted the Mountain West Defensive Player of the Year and was named Defensive MVP of the Mountain West Championship Game as he tied a career high with 16 tackles, and made the game-sealing interception, in Boise State's 17-14 win over No. 25 Fresno State.

The Riggins, Idaho, native finished the season ranked 14th in the country with 10.1 tackles per game, and fifth in the country with 6.5 solo tackles per game.

HORTON'S GOT IT COVERED: Senior cornerback Tyler Horton is ready for a big final season with the Broncos, coming off of a 2017 campaign in which he was named to the All-Mountain West First Team ahead of being voted to the 2018 Preseason All-Mountain West Team.

Last year, Horton picked off two passes, and recovered two fumbles, one of which he returned 21 yards for a touchdown against Air Force (Nov. 18). The Fresno, Calif., native also led the Broncos with 11 passes defended, which also tied for fourth in the Mountain West.

This preseason, Horton's name has gained some steam with national awards, as he has been named to the watch lists for the Bednarik Award, Bronko Nagurski Trophy, and the Jim Thorpe Award, the latter of which is given annually to the nation's top defensive back.

LYLE SMITH



Lyle Smith, the "Father of Boise State Football," head football coach from 1947-67 and Boise State Athletics Director from 1967-81, passed away the morning of July 26, 2017, at the age of 101.

Smith came to Boise Junior College in 1946 as basketball coach and assistant football coach. In 1947, he became head coach of the BJC football program and didn't lose a game until his fourth season.

His 1958 team won the National Junior College championship.

Smith retired from coaching after the 1967 season. In his 20 years as the head football coach at BJC; he compiled a 156-25-6 record, a winning percentage of .842.

Smith continued to lead Boise State as AD until his retirement after the 1980-81 academic year. Smith guided Boise State's transition from a junior college power to a highly-successful NCAA Division I athletic program.

In his honor, a statue was erected at the southwest corner of Albertsons Stadium. He was present for its unveiling prior to the 2016 season.

GAME NOTES

RAPTORS ALWAYS HUNT IN PAIRS: After Boise State's victory over Wyoming last Oct. 21, head coach Bryan Harsin referred to STUDs Jabril Frazier and Curtis Weaver as the defense's "velociraptors," in that opposing defenses couldn't key in on defending one without the other breaking through from a different angle. That nickname proved true as the pair combined for 17.0 sacks, with Weaver (11.0) ranking 13th in the country and leading the Mountain West, and Frazier (6.0) ranking fifth in the conference.

Ahead of 2018, each Bronco was named to Athlon Sports' Preseason All-Mountain West Team, while Weaver was named to the Watch List for the Ted Hendricks Award, and Frazier to the Reese's Senior Bowl Watch List.

Last season, STUD Curtis Weaver became the first freshman in Mountain West history to be named to the conference's defensive first team. In addition to his sack totals, he scored a defensive touchdown, a 55-yard fumble return at Washington State (Sept. 9), and against Nevada made his first-career interception.

Frazier, meanwhile, bounced back very well from an injury-plagued late 2016 and offseason of rehabilitation, ranking second on the team in sacks (6.0), tackles-for-loss (6.5) and forced fumbles (two) in 2017.

One unique way in which Frazier's superb play boosted the Bronco defense is through his "assists," as each of his forced fumbles, coming on strip sacks at Washington State (Sept. 9) and against Air Force (Nov. 18), resulted in a Bronco scoop-and-score touchdown, as Curtis Weaver and Tyler Horton respectively converted.

WILLIAMS LOOKS TO FOLLOW BREAKOUT FIRST SEASON: Redshirt sophomore cornerback Avery Williams will aim to improve this season upon his eye-opening first year of action, in which he electrified the Boise State faithful with his play on defense and special teams.

Williams was named to the All-Mountain West Second Team as a return man, after leading the conference in punt return average (11.2 ypr) and punt-return touchdowns (two), and ahead of the 2018 season was named the loop's Special Teams Player of the Year. On his first-career touch last Sept. 2 against Troy, Williams returned a punt 81 yards for a touchdown, and followed with a 53-yard touchdown return Oct. 14 at San Diego State.

On defense, Williams broke into the starting lineup at cornerback on Oct. 6 at BYU, and went on to finish the season with two interceptions, 45 tackles, and eight passes defended.

The multi-threat Bronco was also recognized nationally this preseason by being named a candidate for the Paul Hornung Award, given annually to college football's most versatile player.

READY TO CREATE MORE TURNOVERS: Last year, Boise State's defense forced 26 turnovers, a stark contrast to its 2016 total of nine, which was a program-record low. In 2017, it took just five games for the Broncos to exceed that number, and the team went on to force multiple turnovers in nine of 14 games.

OFFENSE...

MATTISON WORKING HIS WAY INTO THE RECORD BOOKS: Junior running back Alexander Mattison's 200-yard, three-touchdown performance Nov. 24 against Utah State got his name into numerous categories in Boise State's record book.

The 200-yard game was the second of his career, tying him for fourth at Boise State with Brock Forsey () and Ian Johnson (), and his three touchdowns gave him 16 on the ground this season, ... Additionally, his 37 carries against the Aggies marked the third-highest single-game total in Bronco history, and moved into 10th all-time at Boise State with 541 in his career.

MATTISON GETS HIS BACK-TO-BACK 1,000-YARD SEASONS: Junior running back Alexander Mattison crossed the 1,000-yard threshold Nov. 16 at New Mexico to become the sixth Bronco running back since 2001 to record back-to-back 1,000-

INDIVIDUAL NOTES

JOHN BATES // TE

>> Named to the John Mackey Award Watch List during the 2018 preseason.

>> Has nine catches for 126 yards and a touchdown so far in 2018.

>> Caught his first touchdown pass of the season, a 24-yard strike, Sept. 8 against UConn.

JABRIL FRAZIER // STUD

>> Second on the team in sacks (5.5) and tackles-for-loss (8.0) in 2018.

>> Recorded his first two sacks of the season Sept. 15 at Oklahoma State.

>> Named to the All-Mountain West Second Team in 2017 after recording 6.0 sacks and 6.5 TFL among his 33 tackles.

>> Recovered a fumble and forced two more in 2017, with each of his forced fumbles resulting in scoop-and-scores for the Broncos (Sept. 9 at Washington State, Nov. 18 against Air Force).

TYLER HORTON // CB

>> Voted to 2018 Preseason All-Mountain West Team.

>> Named to the preseason watch lists of the Bednarik Award, Bronko Nagurski Trophy, and the Jim Thorpe Award.

>> Has scored a Boise State-record three defensive touchdowns this season (two fumble returns, one pick-six).

>> Recorded a 99-yard pick-six Oct. 13 at Nevada, the second of his career, and tied for the second longest in Boise State history.

>> Leads the nation with four fumble recoveries in 2018.

>> Was named Mountain West Defensive Player of the Week and the Nagurski Trophy National Defensive Player of the Week following his performance Sept. 1 at Troy.

>> Became the fifth player in FBS history to record two fumble returns for touchdowns when he pulled the feat at Troy (Sept. 1). Horton took his first fumble return 55 yards for a score in the third quarter, and followed with an 11-yard scoop-and-score in the fourth quarter.

>> Now has five defensive touchdowns in his career (two interceptions, three fumbles). The first came on an 85-yard pick-six against Washington State (Sept. 10, 2016), with the second coming on a 21-yard fumble return against Air Force on Nov. 18, 2017.

GAME NOTES

yard seasons. He joins a list that features such Bronco luminaries as Brock Forsey (2001-02), Ian Johnson (2006-07), Doug Martin (2010-11), Jay Ajayi (2013-14), and Jeremy McNichols (2015-16).

Through 12 games in 2018, Mattison leads the Broncos with 1,215 rushing yards and 16 touchdowns, averaging 4.6 yards per carry.

Last year, Mattison, despite various nagging injuries, rushed for 1,086 yards and 12 touchdowns and averaged 5.1 yards a carry, being named All-Mountain West Honorable Mention. His season was highlighted by a career-best 242 rushing yards and three touchdowns, including a 70-yard scoring run, in Boise State's 59-52 overtime win at Colorado State on Nov. 11.

1,000-YARD RUSHERS: With Alexander Mattison posting a second-straight 1,000-yard rushing season, Boise State's streak of seasons with such a player has now hit 10. The Broncos entered 2018 tied with Auburn for the longest streak in the nation at nine-straight years.

Boise State's 10-year streak is now tied for the third-longest in the history of college football with USC (10; 1972-81) and Wisconsin (10; 1993-2002 and 2005-14), behind only North Carolina (12; 1973-84) and Texas (11; 1995-2005).

RACKING UP THE BENJAMINS: Running back Alexander Mattison has been banking the 100-yard rushing games over the last month, registering three over his last four games following Nov. 16's 145-yard outing at New Mexico.

The performance at New Mexico marked his ninth-career 100-yard outing, and over the last four games (dating to Oct. 27 at Air Force), Mattison has run for 514 yards on 97 carries with six touchdowns.

THE MODSTER MASH: Redshirt senior Sean Modster continued his big final season at Boise State Nov. 16 against New Mexico, posting career highs for receptions (nine) and touchdown catches (three) while racking up 129 receiving yards.

This year, Mattison was named to the Preseason All-Mountain West Team in addition to the preseason watch list for the Doak Walker Award, given annually to college football's top running back.

It was the third 100-yard game of Modster this season and for his career, and his seven receiving touchdowns this year have come in three games: Sept. 1 at Troy (two), Oct. 19 against Colorado State (two), and Nov. 16 at New Mexico (three).

RYPIEN MAKES MIDSEASON AWARD CUTS: Quarterback Brett Rypien has made the midseason cuts for three national awards over the last couple of weeks, being named to the Johnny Unitas Golden Arm Award Top 10 on Nov. 7, after being announced as one of 12 semifinalists for the Wuerffel Trophy on Nov. 1, and a midseason candidate for the CFPA Performer of the Year Trophy on Nov. 6.

In his final season at Boise State, Rypien is going out in style, setting Mountain West records and being on pace for a career year, as he currently has a career-high 28 touchdown passes and, with a minimum two and maximum three games remaining, is just 376 yards away from his career high in passing yards (3,646 yards in 2016) and 10 completions from his career best of 273 in 2015.

This year Rypien has posted six 300-yard passing performances, and his 68.5 completion percentage is on pace to be his career best.

THIRD-DOWN CONSISTENCY: Boise State success on third downs this season has been key to the 9-2 record, as the team ranks second in the nation with a 55.4 percent success rate, behind only Army (57.1). Over 11 games this season, the Broncos have failed to convert half of their third downs just twice, going 6-for-19 against San Diego State on Oct. 6 and 4-for-10 at New Mexico on Nov. 16.

MEMORABLE FIRST TOUCHDOWN CATCH: Freshman wide receiver Khalil Shakir has been used in a variety of roles by the Broncos this season, running the ball, whether as a back or from the Wildcat, and returning punts in addition to his wide receiver role.

INDIVIDUAL NOTES

>> Had a hand in a third turnover at Troy, tipping a screen pass that was intercepted by linebacker Tony Lashley.

>> Named to the 2017 All-Mountain West First Team.

>> Had two interceptions, two fumble recoveries, one of which he took 21 yards for a touchdown against Air Force (Nov. 18), and led the Bronco defense with 11 pass breakups in 2017.

ALEXANDER MATTISON // RB

>> Voted to the Preseason All-Mountain West Team.

>> Named to the 2018 preseason watch list for the Doak Walker Award.

>> Posted his second-straight 1,000-yard season when he eclipsed the milestone Nov. 16 at New Mexico.

>> Posted his second-career 200-yard rushing game Nov. 24 against Utah State, hitting the mark exactly on 37 carries with three scores.

>> Has posted five 100-yard games this season, going for 115 yards and two touchdowns on 11 carries against Connecticut (Sept. 8), 136 yards and a score on 22 carries at Air Force (Oct. 27), 144 yards and two touchdowns against Fresno State (Nov. 9), 145 yards and a score at New Mexico (Nov. 16), and 200 yards and three touchdowns Nov. 24 against Utah State.

>> Leads the Broncos with 1,215 rushing yards and 16 rushing touchdowns in 2018.

>> One of just two returning 1,000-yard rushers for the Mountain West in 2018.

>> Named All-Mountain West Honorable Mention in 2017 after rushing for 1,086 yards and 12 touchdowns, and catching 28 passes for 284 yards and another score.

>> Posted a career day at Colorado State last Nov. 11, rushing 23 times for 242 yards and three touchdowns in Boise State's 59-52 overtime victory.

KEKOA NAWAHINE // S

>> 2018 preseason candidate for the Jim Thorpe Award, Lott IMPACT Trophy, and Polynesian Player of the Year award.

>> Boise State's leading tackler in 2018 with 67.

>> Made seven tackles and forced a fumble that was returned for a touchdown by Tyler Horton in the season opener at Troy (Sept. 1).

>> Named to the All-Mountain

GAME NOTES

While he scored his first-career touchdown on a carry at Wyoming, Shakir finally got his first receiving touchdown Nov. 9 against Fresno State, hauling in a 49-yard throw from Brett Rypien to put the Broncos ahead for good and cap a 14-point comeback. It highlighted a four-catch, 59-yard night for the freshman, both of those figures being season highs.

This year, along with running for 70 yards and a touchdown, Shakir has caught 16 passes for 170 yards and a score.

ALL HE DOES? CATCH TOUCHDOWNS: Redshirt senior A.J. Richardson kept up his touchdown-scoring ways Nov. 3 against BYU, as he made his team-best eighth touchdown grab of the season in Boise State's 21-16 win.

On Oct. 19 against Colorado State, he posted career highs in receiving yards (137) and touchdown catches (two) while matching his best with six receptions. At Air Force (Oct. 27), despite coming out with just two catches for 33 yards, one was a 21-yard scoring grab from Brett Rypien in the first half.

On the year, Richardson, in addition to leading the team with eight touchdowns, a figure that is third in the Mountain West, is second in both receptions (45) and yards (727), and shares the team lead of three 100-yard games with Sean Modster.

THE HIGHTOWER EFFECT: Wide receiver John Hightower, a junior-college transfer from Hinds Community College, continued his eye-opening debut season with a career effort Oct. 27 at Air Force, setting personal bests in receptions (eight), receiving yards (182), and touchdown catches (three).

Hightower scored Boise State's first two touchdowns against the Falcons, hauling in scoring passes of 44 and 18 yards, respectively, but saved his best for last, catching a Brett Rypien deep ball in stride for a 61-yard score with 3:21 to go.

The performance brought Hightower's numbers this season to 30 catches for 496 yards and six touchdowns. He's also rushed eight times for 163 yards and two more scores, and is tied for second on the team with eight total scores (with A.J. Richardson).

TWO HIT THE CENTURY MARK: For the second time this season, two Broncos receivers eclipsed the century mark in yardage as John Hightower (182 yards on eight catches) and Sean Modster (101 yards on six catches) had big nights Oct. 27 at Air Force.

Previously this year, Hightower and A.J. Richardson achieved the feat Sept. 8 against Connecticut, as Hightower went for 119 yards and Richardson an even 100.

SOMETHING ABOUT PLAYING THE RAMS: Oct. 19's 56-28 win over Colorado State marked the sixth time in eight overall meetings with the Rams that the Broncos scored at least 40 points, and the third time hitting the 50-point mark.

Boise State's 56 points against the Rams were also the most in a conference home game since scoring 63 against Idaho on Nov. 14, 2009 (WAC).

RECEIVER ROULETTE: Boise State's receiving corps has resoundingly answered its preseason skeptics, if the first nine games of this season are any indication. One major question mark hovering over the group was who would step into the role left by Cedrick Wilson, who caught 83 passes for a program single-season record 1,511 yards and seven touchdowns last season?

Through 11 games, nine Bronco receivers have hauled in at least 10 passes, with redshirt senior Sean Modster leading the way with a team-high 59. Five receivers have caught at least two touchdowns, with A.J. Richardson (45 catches for 727 yards) leading the way with eight, followed by Modster with seven, and John Hightower (30 catches for 496 yards) with six. CT Thomas (33 catches for 430 yards) has hauled in three touchdown grabs while Akilian Butler (23 catches for 189 yards) has two.

Additionally, Modster, Hightower and Richardson have each posted at least two 100-yard receiving game already this season, with Modster and Richardson leading

INDIVIDUAL NOTES

West Second Team in 2017.

>> Finished second on the team in 2017 with 108 tackles while sharing the team lead with three interceptions.

>> Accumulated 64 return yards over his three picks, and returned a fumble for 14 yards last season.

>> Also recognized for his work in the classroom, being voted to the CoSIDA Academic All-District 7 Team in 2017.

BRETT RYPIEN // QB

>> Named a Top-10 candidate for the Johnny Unitas Golden Arm Award (Nov. 8).

>> Semifinalist for the Wuerffel Trophy (Nov. 1).

>> Voted Preseason Mountain West Offensive Player of the Year and to the Preseason All-Mountain West Team.

>> Preseason candidate for the Maxwell Award, Walter Camp Award, Davey O'Brien Award, Manning Award, and Reese's Senior Bowl.

>> Opened 2018 with four-straight 300-yard passing performances.

>> Has thrown for at least 300 yards in seven of Boise State's nine games this season.

>> Boise State's all-time leader in 300-yard passing performances (21), surpassing Kellen Moore's (2008-11) previous mark of 16 on Sept. 15 with a 380-yard performance at Oklahoma State.

>> Earned his third-career All-Mountain West selection, being voted to the Second Team, in 2017.

>> Was voted to Mountain West First Team in 2016.

>> Named Mountain West Freshman of the Year and All-Mountain West First Team in 2015.

>> Named Poinsettia Bowl Offensive MVP, throwing for 377 yards and three touchdowns in Boise State's 55-7 victory over Northern Illinois.

>> Thrust into the starting job following an injury to Ryan Finley Sept. 18, 2015, against Idaho State... went 8-for-9 for 126 yards in his debut...made his first start the following week at Virginia (Sept. 26), going 24-for-35 for 321 yards and three touchdowns.

CURTIS WEAVER // STUD

>> Voted to the 2018 Preseason All-Mountain West Team.

>> Leads the Mountain West and the Broncos with 9.5 sacks, team-leading 14.5 TFL (second in MW)

>> Ranks tied for sixth all-time at

GAME NOTES

the team at three. Modster has posted at least seven catches in a game twice, while Hightower has his career game Oct. 27 at Air Force, grabbing eight balls for 182 yards and three touchdowns. Richardson, on the strength of his 74-yard touchdown catch, finished the Connecticut game with exactly 100 receiving yards on three catches, racked up 113 yards and a score on six catches at Wyoming (Sept. 29), then had career highs of 137 receiving yards and two scores against Colorado State (Oct. 19).

The receivers have also demonstrated the ability to break off big plays, as Richardson (74 yards), Hightower (67, 61), Modster (54), and Thomas (53) each have at least one catch of over 50 yards.

THE END ZONE...THAT'S WHERE THE LOCALS GO: Meridian native and former Mountain View High School standout Garrett Collingham scored the first touchdown of his career Oct. 19 against Colorado State, taking a sweep around left end for a four-yard score.

It showed a continued role in the Bronco offense for the tight end, who made the first catch of his career Sept. 1 at Troy, an 11-yard grab that converted a third down for the Broncos.

Collingham began his career with the Broncos as a quarterback before moving to punter, then to wide receiver, then to linebacker and special teams in 2017.

He saw game action on special teams last year, making two tackles, before moving to tight end to begin 2018. He made his second-career catch Oct. 13 at Nevada, a 19-yard reception, and followed with two grabs for 27 yards against Colorado State.

BLEEDING THAT CLOCK: The Bronco offense ran a clinic on possession and bleeding the clock in the second half at Nevada on Oct. 13, possessing the ball for an incredible 13:28 of the fourth quarter and 20:55 of the second half in the 31-27 win.

In the fourth quarter, Nevada only got two possessions, with the second beginning at its own 24 with six seconds left on the clock. The Wolf Pack's only significant possession of the period was a 3-and-out that lasted just 1:26 and began with 9:52 left in the game.

NOT AFRAID TO GO FOR IT: A season after struggling on fourth downs, Boise State has had a resurgent 2018 season when it comes to going for it. The Broncos rank 31st in the country in fourth-down conversions, at 61.1 percent. The Broncos' confidence on fourth downs was highlighted at Nevada, as the offense converted a 4th-and-8 with under three minutes to play which allowed Boise State to run the clock down to under 10 seconds before giving Nevada one final possession.

HIGHLIGHT-REEL CATCHES: This season has been one for highlight-reel catches already for Boise State receivers. Sept. 15 at Oklahoma State, wide receivers John Hightower and A.J. Richardson made a couple of highlight-reel scoring grabs, as Hightower laid out to haul in a 31-yard touchdown pass down the sideline, putting the Broncos up 7-0 on the Cowboys. In the third quarter, Richardson, running the same route along the sideline, reached up and made a spectacular one-handed catch, gathering the ball in then walking the tightrope along the sideline over the final five-to-seven yards for the score, helping the Broncos cut the Cowboy lead to 20-14.

Sept. 29 at Wyoming, the two struck again. First, it was Richardson catching a 21-yard touchdown pass in the second quarter between two defenders and holding on despite taking a hard hit. Later in the quarter, Hightower, despite losing a shoe on the play, made a falling-down, one-handed catch along the sideline for 31 yards to the 1.

GETTING THE TIGHT ENDS GOING: Just as the receivers have helped fuel the offense, the Bronco tight ends have begun getting into the flow of things. Redshirt sophomore John Bates, a preseason John Mackey Award candidate, has made seven catches this season, including a 24-yard touchdown reception Sept. 8 against Connecticut. Redshirt senior Chase Blakely, meanwhile, made a career high six receptions for 30 yards Sept. 15 at Oklahoma State, including his first-career scoring grab. On the year, Blakely leads the group with 16 catches for 88 yards and a touchdown.

INDIVIDUAL NOTES

Boise State in sacks (20.5), with Shea McClellin (2008-11).

>> Recorded his first sack of the season in the opener at Troy (Sept. 1).

>> Led the Mountain West and ranked 13th in the country with 11.0 sacks in 2017, and led the Broncos with 13.0 TFL.

>> Was named to Phil Steele's All-America Fourth Team as well as an All-America Honorable Mention by SB Nation.

>> Earned spots on the Freshman All-America Teams of USA TODAY and the FWAA last season.

>> Scored a defensive touchdown in 2017 on a 55-yard scoop-and-score at Washington State (Sept. 9).

AVERY WILLIAMS // CB/PR/KR

>> Voted the 2018 Preseason Mountain West Special Teams Player of the Year and to the Preseason All-Mountain West Team as a return specialist.

>> Named to the preseason watch list for the Paul Hornung Award.

>> Returned an onside kick 44 yards for a touchdown against Colorado State (Oct. 19).

>> Leads the Broncos with eight pass breakups to go with two interceptions.

>> Named to the All-Mountain West Second Team as a kick/punt returner in 2017.

>> Led the Mountain West and ranked 13th in the country with 11.2 yards per punt return in 2017. Also ranked tied for second in the nation and led the Mountain West with two punt-return touchdowns.

>> Was twice named Mountain West Special Teams Player of the Week (Sept. 4, Oct. 16) in 2017 after his performances against Troy (Sept. 2) and San Diego State (Oct. 14).

>> Broke into the starting lineup on defense at cornerback on Oct. 6 at BYU. Went on to finish the season with two interceptions, eight passes defended and 45 tackles.

>> Made collegiate debut Sept. 2 against Troy, and on his first touch, returned a punt 81 yards for a touchdown, Boise State's first such score since 2014. It was also the fifth-longest punt return in Boise State history.

>> Finished his first game (Sept. 2 vs. Troy) with 124 yards on five punt returns, the sixth-highest yardage total in school history.

GAME NOTES

Against the Cowboys, Bates and Blakely combined for 10 catches for 79 yards and a score, with Bates hauling in four passes for 49 yards to complement Blakely's career day.

A HISTORIC NIGHT FOR OFFENSE: Boise State's 818 yards of total offense Sept. 8 against UConn not only set the program's single-game record, it blew away the previous best of 742 yards set in 2011 against Colorado State.

The Broncos racked up 514 yards of offense by halftime, and even tied the single-game Mountain West record of 822 yards with just over a minute left in the contest before taking a knee twice to drop down to 818 yards at the final gun.

Boise State's output included 400 rushing yards, the sixth-highest single-game total in program history, as well as a per-carry rushing average of 8.88 yards, the program's fourth-highest single-game mark.

PLENTY OF OPTIONS IN THE GROUND GAME: The Broncos showed off plenty of depth and talent in the run game against UConn, as the team rushed for 400 yards, the sixth-highest single-game total in program history.

Junior Alexander Mattison led the way with his sixth-career 100-yard rushing performance, carrying 11 times for 115 yards and two touchdowns. Freshman Andrew Van Buren saw his first extended action of the season, gaining 75 yards on 13 carries and scoring his first-career touchdown.

The team rushing performance was supplemented by receiver John Hightower's 55-yard touchdown run, backup quarterback Chase Cord's 41 yards over two carries, and 35 yards over seven carries from safety-turned-running back Skyler Seibold.

SHUTOUT STREAK: Boise State has not been shut out in 262 consecutive games, the ninth-longest active streak in the country and the 15th-longest streak in NCAA history. The last shutout came on the road against No. 15 Washington State, Sept. 27, 1997 (58-0). The loss to the Cougars is one of only two shutouts the Broncos have suffered since becoming a four-year institution in 1968.

SPECIAL TEAMS...

SCORING ON KICKOFF AND PUNT RETURNS: Boise State's special teams scored on both a punt return and a kickoff return Oct. 19 against Colorado State, marking what is believed to be the first time the Broncos have pulled that feat in program history.

With the exception of missing box scores from the 1981 season, this current campaign is the only one since 1968 in which the Broncos have scored touchdowns on a kickoff and punt return in a single game. Kekaula Kaniho was credited with a 74-yard punt return touchdown after picking up teammate Avery Williams' fumble after an initial return of 10 yards on the first-quarter punt, and Williams grabbed an onside kick on the bounce and dashed 44 yards for the score in the fourth quarter against the Rams.

WILLIAMS BACK INTO FORM: Kick/punt returner Avery Williams has rounded into the 2017 form that led to him being voted the 2018 Preseason Mountain West Special Teams Player of the Year, once again instilling fear in opposing kick units.

Williams is currently second in the Mountain West averaging 9.0 yards per punt return, and against Colorado State on Oct. 19, scooped up an onside kick and dashed 44 yards to the house for his first-career kickoff return for a touchdown.

HOGGARTH KEEPS PAT STREAK GOING: Redshirt senior kicker Haden Hoggarth hit all six of his PAT attempts Nov. 16 at New Mexico, bringing him to a perfect 53-for-53 on the season and 110-for-110 in his career.

Hoggarth had one of his finest games Oct. 27 at Air Force, going 2-for-2 on field goals, including a career-long 47-yarder, along with a 5-for-5 effort on PATs.

SACKS FOR HUNGER



Boise State has once again teamed up with Albertsons and the Idaho Foodbank to tackle hunger in the Treasure Valley.

For every sack by a member of the Boise State football team, Albertsons will donate \$500 to the Idaho Foodbank.

For every \$1 received, the Idaho Foodbank can provide five meals. Thus, every sack is worth the equivalent of 2,500 meals.

The Broncos' game-by-game sack totals, how much money has been raised and how many meals that equates to can be found below:

@ Troy	5
CONNECTICUT	1
@ Oklahoma State	3
@ Wyoming	5
SAN DIEGO STATE	4
@ Nevada	1
COLORADO STATE	3
@ Air Force	2
BYU	7
FRESNO STATE	3
@ New Mexico	2
UTAH STATE	1

TOTAL SACKS: 37
TOTAL DONATION: \$18,500
TOTAL MEALS: 92,500

GAME NOTES

On Oct. 19, Hoggarth kicked eight PATs against Colorado State, the third time this season, and fourth time in his career, that he has achieved that feat. He is now just the third Boise State kicker with at least four eight-PAT games in his career. Tyler Jones (2001-04) leads with six, followed by Nick Calaycay (1999-2002) with five.

On the year, Hoggarth is also 9-for-15 on field-goal attempts and leads the Broncos with 80 points.

FILL-IN SKILLIN: Redshirt senior punter Quinn Skillin filled in on kickoff duties against Colorado State (Oct. 19) and at Air Force (Oct. 27) in the absence of usual kickoff man Joel Velazquez, and acquitted himself well with 12 touchbacks on 17 attempts.

While his day job is as the team's No. 1 punter, Skillin has honed his accuracy as he's been called on very often to punt with short field to work with. This was evident Oct. 6 against San Diego State, when Skillin punted a career-high nine times, and, despite punting with a short field much of the time, delivered to help the Broncos pin San Diego State deep.

Although he averaged just 39.1 yards per punt, Skillin pinned the Aztecs inside the 20-yard line seven times, including one punt being downed at the 1-yard line in the second half. He also boomed a first-quarter punt 56 yards that was muffed by the Aztec return man and recovered by Riley Whimpey at the Aztec 4, setting up Boise State's first touchdown.

VELAZQUEZ MAKES HIS PLACEKICKING DEBUT: Oct. 6's game against San Diego State marked the placekicking debut of redshirt sophomore Joel Velazquez, who went 1-for-2 on PAT attempts. Prior to Saturday, Velazquez had been Boise State's full-time kickoff specialists, in addition to sharing punting duties with Quinn Skillin.

PAT STREAK SNAPPED: Joel Velazquez' missed PAT in the fourth quarter of Oct. 6's 19-13 loss to San Diego was Boise State's first since Tyler Rausa missed one at San Jose State on Nov. 27, 2015. The miss ended a streak of 157-straight converted PATs for the Broncos.

BLOCK THAT PUNT!: A game after surrendering two blocked punts, Boise State's special teams turned things around Sept. 29 at Wyoming by blocking a punt, and forcing a muffed snap on a second.

Jalen Walker's pressure helped force a muffed snap in the first quarter, as Wyoming punter Tim Zaleski dropped the ball as he prepared to punt. Walker ended up recovering the fumble to set up the Broncos at the Cowboy 24. In the second quarter, John Hightower broke through and blocked Zaleski's punt, which was recovered just past the line of scrimmage by Skyler Seibold at the Cowboy 43. That play set up a Haden Hoggarth field goal that put the Broncos up 24-0.

QB BRETT RYPIEN

#RYPITGOOD: Quarterback Brett Rypien continues to cement himself among the top quarterbacks in Mountain West history this season, a year after earning his third-career All-Mountain West honor, being named to the second team.

Rypien has been putting up video game numbers in 2018, ranking in the national top 20 in completions per game (23.8, eighth), passing touchdowns (29, eighth), passing yards (3,580, ninth), completion percentage (68.8, 10th), passing yards per game (298.3, 10th), and passing efficiency (160.7, 11th).

Rypien is currently the FBS' active career leader in passing yardage at 13,456, and on Nov. 9 against Fresno State became the Mountain West's all-time leader (passing San Diego State's Ryan Lindley, who has 12,690), as well as in completions (also passing Lindley, who had 961).

Rypien also ranks second all-time in the Mountain West in passing attempts.

With his performance Nov. 16 against New Mexico, Rypien eclipsed the 13,000 career passing yards mark, becoming just the 17th quarterback in NCAA FBS history to do so.

Oct. 27 at Air Force, Rypien threw for 399 yards, posting his 20th-career 300-yard passing performance, to become the Mountain West's co-leader with BYU's Max Hall (20; 2007-09). The Spokane, Wash., native also threw five touchdowns against the Falcons, tying his career high.

MOVING UP IN THE RECORD BOOKS:

Rypien has continued his march up the Boise State record books, surpassing Kellen Moore (2008-11)'s record of 16-career 300-yard passing games on Sept. 15 (Rypien is now at 20), and sitting second all-time at in passing yards, completions, and attempts. Sept. 1 at Troy, Rypien passed Tony Hilde (1993-96) into second place in career attempts, currently sitting at 1,587, while remaining in second in passing yards (13,456) and completions (1,021). He trails Moore in all three categories.

BRETT RYPIEN'S CAREER NUMBERS

ACTIVE CAREER LEADERS NCAA

Pass Attempts

1. Clayton Thorson, Northwestern	1,623
2. Brett Rypien, Boise State	1,588
3. Brent Stockstill, Middle Tennessee	1,528
4. Drew Lock, Missouri	1,515
5. Jake Browning, Washington	1,396

Pass Completions

1. Brett Rypien, Boise State	1,021
2. Brent Stockstill, Middle Tennessee	1,001
3. Clayton Thorson, Northwestern	943
4. Jake Browning, Washington	902
5. Ryan Finley, NC State	888

Passing Yards

1. Brett Rypien, Boise State	13,456
2. Drew Lock, Missouri	11,820
3. Brent Stockstill, Middle Tenn	11,803
4. Jake Browning, Washington	11,796
5. Ryan Finley, NC State	10,599

Passing TDs

1. Brent Stockstill, Middle Tennessee	103
2. Drew Lock, Missouri	96
3. Jake Browning, Washington	94
4. Brett Rypien, Boise State	89
5. Justice Hansen, Arkansas State	83

MOUNTAIN WEST CAREER RECORDS

Wins By A Starting QB

1. Andy Dalton, TCU (2007-10)	42
2. Brett Rypien, Boise State (2015-)	37
3. Max Hall, BYU (2007-09)	32
4. Tim Jefferson, Air Force (2008-11)	28
5. Brian Johnson, Utah (2005-08)	26

300-Yard Passing Games

1. Brett Rypien, Boise State (2015-)	21
2. Max Hall, BYU (2007-09)	20
3. John Beck, BYU (2003-06)	17
4. Derek Carr, Fresno State (2012-13)	16
5. Casey Bramlet, Wyoming (2000-03)	15

Attempts

1. Ryan Lindley, SDSU (2008-11)	1,732
2. Brett Rypien, Boise State (2015-)	1,588
3. John Beck, BYU (2003-06)	1,418
4. Max Hall, BYU (2007-09)	1,382
5. Casey Bramlet, UW (2000-03)	1,378

Completions

1. Brett Rypien, Boise State (2015-)	1,021
2. Ryan Lindley, SDSU (2008-11)	961
3. Max Hall, BYU (2007-09)	903
4. John Beck, BYU (2003-06)	885
5. Andy Dalton, TCU (2007-10)	812

Passing Yards

1. Brett Rypien, Boise State (2015-)	13,456
2. Ryan Lindley, SDSU (2008-11)	12,690
3. Max Hall, BYU (2007-09)	11,365
4. John Beck, BYU (2003-06)	11,021
5. Andy Dalton, TCU (2007-10)	10,314

Passing TDs

1. Max Hall, BYU (2007-09)	94
2. Ryan Lindley, SDSU (2008-11)	90
3. Brett Rypien, Boise State (2015-)	89
4. Derek Carr, Fresno State (2012-13)	87
5. John Beck, BYU (2003-06)	79



WATCH LISTS

The following nine Bronco football players were named to national watch lists entering the 2018 season:

TE John Bates

John Mackey Award

CB Tyler Horton

Bednarik Award

Jim Thorpe Award

Bronko Nagurski Trophy

NT Sonatane Lui

Polynesian Player of the Year Award

MLB Tyson Maeva

Polynesian Player of the Year Award

RB Alexander Mattison

Doak Walker Award

DT David Moa

Bronko Nagurski Trophy

Outland Trophy

Polynesian Player of the Year Award

S Kekoa Nawahine

Jim Thorpe Award

Lott IMPACT Award

Polynesian Player of the Year Award

QB Brett Rypien

Maxwell Award

Walter Camp Award

Davey O'Brien Award

Wuerffel Trophy

Unitas Golden Arm Award

Manning Award

CB/KR/PR Avery Williams

Paul Hornung Award

ALBERTSONS STADIUM / THE BLUE



Albertsons Stadium - and Lyle Smith Field - is the home of Boise State football and the annual Famous Idaho Potato Bowl.

Smith, who passed away in July of 2017 at the age of 101, is the undisputed father of Bronco football, who from 1946-67 built one of the top junior college programs in the country. When he retired from his head coaching position to become the athletic director, Smith had a record of 156-25-6 (.850).

Completed during the summer of 1970 at a cost of \$2.2 million, what was originally known as Bronco Stadium had a seating capacity of 14,500. Since that time the stadium has expanded four times to its current capacity of 36,387.

Boise State established a first in 1986 by installing the first blue AstroTurf in the country. The second blue AstroTurf field was installed in 1995, with the third going in prior to the 2002 season. The first Blue FieldTurf surface was installed in 2008. A second Blue FieldTurf field was installed prior to the 2010 season, making a total of five different blue fields at the stadium.

Boise State's was the first collegiate stadium to have the entire field produced in a special color.

Since 1986, Boise State is a combined 182-38 on The Blue, a winning percentage of .827. And since 2000, Boise State has gone 113-8 at home (.934), the highest winning percentage in the country during that time.

Overall, since the construction of Albertsons Stadium in 1970, Boise State is 265-55 (.828), the second-highest winning percentage of any stadium in the country built before 1980. Only Alabama's Bryant-Denny Stadium (266-53-3; .831), built in 1929, has a higher winning percentage for its tenant among stadiums built before 1980.

UNIFORMS



Boise State unveiled a new look for the 2017 season, the first time the Broncos had overhauled their Nike uniforms since 2011.

Included in the new slate are blue, orange and white, and the jerseys feature new stripes on the sleeves and "Blue Collar" on the inside of the neck.

The uniforms are from the Nike Vapor Untouchable line, with stretch woven material, a seamless front and shoulders and laser perforation fabric instead of mesh. The uniforms combine materials and science designed for speed and comfort for the players, based on four core principles – fit, durability, weight and core body temperature.

A look at the Broncos' 2018 combinations for each game can be found below:

OPP

@ Troy
CONNECTICUT
@ Oklahoma State
@ Wyoming *
SAN DIEGO STATE *
@ Nevada *
COLORADO STATE *
@ Air Force *
BYU
FRESNO STATE *
@ New Mexico *
UTAH STATE *

HELMET/JERSEY/PANTS

White / White / White
Blue / Blue / Blue
Blue / White / Blue
White / White / Orange
Blue / Blue / White
White / White / White
Orange / Orange / Orange
Blue / White / Orange
Blue / Blue / Blue
Blue / Blue / Blue
White / White / White
Blue / Blue / Blue



THE FILE



BRYAN HARSIN FILE

Coaching Experience

Boise State	
Head Coach	2014-Present
Arkansas State	
Head Coach	2013
Texas	
Co-OC/QBs	2011-12
Boise State	
OC/QBs	2006-10
Tight Ends	2002-05
Offensive GA	2001
Eastern Oregon	
RBs/WRs	2000

Coaching Record

SCHOOL	YEAR	RECORD
Arkansas State	2013	7-5
Boise State	2014	12-2
Boise State	2015	9-4
Boise State	2016	10-3
Boise State	2017	11-3
Boise State	2018	10-2
OVERALL		59-19

Bowl Experience

Humanitarian Bowl	2002
Fort Worth Bowl	2003
Liberty Bowl	2004
MPC Computers Bowl	2005
Fiesta Bowl (2007)	2006
Hawai'i Bowl	2007
Poinsettia Bowl	2008
Fiesta Bowl (2010)	2009
Maaco Bowl Las Vegas	2010
Holiday Bowl	2011
Alamo Bowl	2012
GoDaddy.com Bowl	2013
Fiesta Bowl	2014
Poinsettia Bowl	2015
Cactus Bowl	2016
Las Vegas Bowl	2017

HEAD COACH BRYAN HARSIN

Bryan Harsin, a former Boise State quarterback, assistant coach and offensive coordinator, is entering his fifth season as the head coach at his alma mater. Harsin boasts a record of 42-12 at Boise State, an average of more than 10 wins per season. Overall, he is 49-17 as a head coach – including one season at Arkansas State – and has led his programs to bowl games in each season as a head coach.

In his debut season Harsin led his alma mater back to where it rose to national prominence. Boise State went 12-2 in 2014, winning its first outright Mountain West Championship and capping the campaign with a 38-30 victory over Arizona in the 2014 VIZIO Fiesta Bowl.

The victory in the Fiesta Bowl was the third such win for the Broncos in the previous nine seasons. Harsin, serving as offensive coordinator in the first two Fiesta Bowl victories, has been a part of each of the school's three appearances in the game.

The team's victory in the 2014 Sports Authority Mountain West Football Championship marked Boise State's first outright league title since joining the conference in 2011, and the first overall since 2009. The only alumnus to lead the Broncos as head coach in the history of Boise State, Harsin has now won a conference championship as a student-athlete, assistant coach and head coach.

Boise State captured another MW title in 2017, Harsin's second in four seasons, capping the championship year with a 38-28 victory over Oregon in the Las Vegas Bowl. The Broncos concluded the year at 11-3 overall and ranked No. 22 in both the Associated Press and Coaches Polls.

The Broncos have been ranked in the top 25 in each of Harsin's four seasons, climbing as high as No. 13 in each poll in 2016, Boise State's highest ranking since finishing eighth and sixth in the AP and Coaches Polls, respectively, in 2011.

In 2015, the Broncos went 9-4, climbing as high as No. 20 in both the AP and Coaches Polls. Boise State capped the 2015 campaign with a 55-7 victory over Northern Illinois in the San Diego County Credit Union Poinsettia Bowl, the fifth-largest margin of victory in the history of bowl games. In 2016, Harsin guided the Broncos to a 10-3 record and an appearance in the Motel 6 Cactus Bowl.

The Broncos' four-consecutive bowl appearances under Harsin runs the school's streak to 16, tied for the nation's sixth-longest streak.

For his efforts in 2014, Harsin was named a finalist for the Paul "Bear Bryant" National Coach of the Year Award, the Eddie Robinson National Coach of the Year Award and the Dodd Trophy, given annually by the Bobby Dodd National Coach of the Year Foundation. He was also named the nation's top first-year head coach by the Football Writers Association of America. Harsin was a candidate for the Dodd Trophy in each of his first three seasons at Boise State, and in 2016 Harsin was once again named to the watch list for the Bryant Award.

Harsin was named head coach, Dec. 11, 2013. A graduate of Capital High School in Boise, he played quarterback for the Broncos from 1995-99. Following his graduation from Boise State with a degree in business management, Harsin coached running backs and receivers at Eastern Oregon in 2000.

The former Bronco letterwinner began his coaching career at Boise State as a graduate assistant in 2001, before taking over the tight ends as a full-time assistant coach from 2002-05. When Chris Petersen was hired as head coach in 2006, Harsin assumed the role of offensive coordinator and quarterbacks coach. Harsin was Petersen's offensive coordinator for five of his eight seasons as head coach (2006-10), and was named a finalist for the 2009 Broyles Award, awarded annually to the nation's top assistant coach. Boise State went 61-5 during his tenure as offensive coordinator.

With Harsin on staff, Boise State has won 10 conference championships.

Harsin and his wife Kes have two daughters, Devyn Lynn and Dayn Mykena, and a son, Davis.

ONCE A BRONCO...

Including the 2018 season, the Boise State coaching staff boasts a combined 108 years of previous experience - more than a century - with the Broncos, including 40 years in the program as student-athletes and 68 years as assistants.

The staff - including graduate assistants and strength coaches - also features eight alumni (Harsin, Avalos, Franklin, Marks, Kamper, Marshall, Schouman and Pitman). A complete breakdown can be found below:

COACH	YRS/S-A	YRS/C
B. Harsin	5	15
A. Avalos	5	7
B. Bedell	--	2
S. Danielson	--	2
G. Franklin	5	3
Z. Hill	--	3
C. Kauha'aha'a	--	1
E. Kiesau	--	2
L. Marks	5	4
J. Popovich	--	1
K. Riddle	--	10

GRADUATE ASSISTANTS

M. Dahlen	--	1
D. Kamper	5	1
K. Marshall	5	1
D. Schouman	5	2

STRENGTH/CONDITIONING

Jeff Pitman	5	13
-------------	---	----

TOTAL	40	68
--------------	-----------	-----------

Additionally, three members of the staff are currently coaching the position in which they played during their collegiate careers, including Andy Avalos (linebackers), Gabe Franklin (safeties) and Lee Marks (running backs).

ASSISTANT COACHES



KENT RIDDLE

ASSOC HC /
TEs /
SPECIAL
TEAMS



GABE FRANKLIN

SAFETIES



ANDY AVALOS

DC / LBs



CHAD KAUHA'AHA'A

DL



ZAK HILL

OC / QBs



ERIC KIESAU

WRs



BRAD BEDELL

OL




LEE MARKS

RBs



SPENCER DANIELSON

STUDs



JEFF POPOVICH

CBs

GAMES AGAINST THE AUTONOMOUS FIVE

The Broncos are 15-9 against schools from conferences that comprise the Autonomous Five since the start of the 2006 season.

Since notching its first such victory, a 34-16 win over Iowa State in the 2002 Humanitarian Bowl, the Broncos have gone 17-13. Boise State is 17-25 all-time in such games.

SEASON	OPPONENT	LOC	W/L	SCORE
1986	Oregon State	A	L	3-34
1989	Oregon State	H	L	30-37
1996	Arizona State	A	L	7-56
1997	Wisconsin	A	L	24-28
1997	Washington State	A	L	0-58
1998	Washington State	H	L	21-33
1999	UCLA	A	L	7-38
2000	Arkansas	A	L	31-38
2000	Washington State	A	L	35-42
2001	South Carolina	A	L	13-32
2001	Washington State	H	L	20-41
2002	Arkansas	A	L	14-41
2002	Iowa State	H	W	34-16
2003	Oregon State	A	L	24-26
2004	Oregon State	H	W	53-34
2005	Georgia	A	L	13-48
2005	Oregon State	A	L	27-30
2005	Boston College	H	L	21-27
2006	Oregon State	H	W	42-14
2006 (07)	Oklahoma	N	W	43-42 (OT)
2007	Washington	A	L	10-24
2008	Oregon	A	W	37-32
2009	Oregon	H	W	19-8
2010	Virginia Tech	N	W	33-30
2010	Oregon State	H	W	37-24
2011	Georgia	N	W	35-21
2011	Arizona State	N	W	56-24
2012	Michigan State	A	L	13-17
2012	Washington	N	W	28-26
2013	Washington	A	L	6-38
2013	Oregon State	N	L	23-38
2014	Ole Miss	N	L	13-35
2014	Arizona	N	W	38-30
2015	Washington	H	W	16-13
2015	Virginia	A	W	56-14
2016	Washington State	H	W	31-28
2016	Oregon State	A	W	38-24
2016	Baylor	N	L	12-31
2017	Washington State	A	L	44-47 (3OT)
2017	Virginia	H	L	23-42
2017	Oregon	N	W	38-28
2018	Oklahoma State	A	L	21-44

AUTONOMOUS FIVE COMPARISON

BOWL GAMES: Boise State has appeared in a bowl game in each of the last 16 seasons, tied for the sixth-longest streak in the country. The nation's longest streaks can be found below:

1.	Florida State	36
2.	Virginia Tech	25
3.	Georgia	21
4.	Oklahoma.....	19
5.	LSU	18
6.	Boise State	16
	Wisconsin.....	16
8.	Alabama	14
9.	Clemson.....	13
10.	Oklahoma State.....	12

NATIONAL RANKINGS: Including 2018, the Broncos' 17-straight seasons appearing in the Associated Press Poll ranks tied for eighth nationally with USC. The nation's 10-longest streaks can be found below:

1.	Ohio State.....	51
2.	Florida State	42
3.	Georgia	22
	Wisconsin.....	22
5.	Oregon.....	21
6.	Oklahoma.....	20
7.	LSU	19
8.	Boise State	17
	USC.....	17
10.	TCU.....	14

DRAFT PICKS: Boise State has produced 28 NFL Draft selections over the last 12 years, a total that is higher than more than 40 percent of the Autonomous Five. The Broncos' total selections are more than 26 schools in the the ACC (6), Big 10 (7), Big 12 (5), Pac-12 (4) and SEC (4).

NATIONAL STATISTICAL COMPARISON

STATISTIC	BOISE STATE	MW	FBS	FRESNO ST	MW	FBS
Rushing Offense	162.8	5	70	148.6	9	94
Passing Offense (YPG)	305.9	2	13	282.8	6	23
Total Offense	468.7	2	18	431.4	5	44
Scoring Offense	37.0	2	19	36.3	3	23
Rushing Defense	123.3	4	23	121.8	3	19
Pass Efficiency Defense	142.56	6	97	105.80	1	9
Total Defense	361.6	5	43	321.7	1	17
Scoring Defense	22.3	4	36	13.5	1	2
Net Punting	30.76	12	129	40.46	1	15
Punt Returns	9.29	5	60	5.71	9	104
Kickoff Returns	21.72	3	43	20.30	6	66
Turnover Margin	0.83	3	9	1.17	1	4
Pass Defense (YPG)	238.3	6	80	199.8	2	37
Passing Efficiency	159.99	2	9	165.06	1	7
Sacks	3.08	1	9	1.75	7	92
Tackles for Loss	6.2	3	59	4.8	11	107
Sacks Allowed	2.50	7	86	0.83	3	7
3rd Down Conv. Off %	.543	1	2	.465	2	17
3rd Down Conv. Def %	.315	1	12	.330	3	22
Red Zone Offense %	.833	8	69	.904	2	14
Red Zone Defense %	.829	4	64	.591	1	1

BOISE STATE INDIVIDUAL

CATEGORY	INDIVIDUAL	STAT	CONF	NATL
RUSH YDS	A. Mattison	101.3	2	23
PASS EFF	B. Rypien	160.7	2	11
TOTAL OFF	B. Rypien	298.8	2	11
REC	S. Modster	5.3	6	49
REC YDS	S. Modster	77.8	5	46
	A.J. Richardson	67.0	9	68
INTs	K. Kaniho	0.3	4	52
PUNTING	--			
PUNT RET	A. Williams	8.4	3	33
KO RET	--			
FGs	H. Hoggarth	1.00	7	59
SCORING	H. Hoggarth	8.1	2	30
	A. Mattison	8.0	3	32
PTS RESP FOR	B. Rypien	14.5	4	28
ALL-PURPOSE	A. Mattison	122.92	3	32
SACKS	C. Weaver	0.79	1	13
	J. Frazier	0.46	7	99
TACKLES	K. Nawahine	5.6	37	326
TFLs	--			

FRESNO STATE INDIVIDUAL

CATEGORY	INDIVIDUAL	STAT	CONF	NATL
RUSH YDS	R. Rivers	52.0	11	154
PASS EFF	M. McMaryion	165.8	1	7
TOTAL OFF	M. McMaryion	291.3	4	18
REC	K. Johnson	7.3	2	9
REC YDS	K. Johnson	105.6	2	7
INTs	3 Players	0.3	4	52
PUNTING	B. Cusick	42.4	6	41
PUNT RET	R. Rivers	7.5	5	39
KO RET	--			
FGs	A. Fuller	0.92	8	73
SCORING	A. Fuller	7.1	6	74
	R. Rivers	6.7	10	91
PTS RESP FOR	M. McMaryion	15.5	3	20
ALL-PURPOSE	K. Johnson	106.33	5	66
SACKS	G. Helmuth	0.42	10	118
TACKLES	J. Allison	9.1	6	42
TFLs	--			

STARTERS/PARTICIPATION

STARTING LINEUPS: OFFENSE

DATE	OPPONENT	LT	LG	C	RG	RT	TE	WR	WR	WR/TE/RB	QB	RB
9/1	@ TROY	Cleveland	Molchon	Larson	Quevedo	Preciado	Blakley	Shakir	Thomas	Modster	Rypien	Mattison
9/8	UCONN	Cleveland	Molchon	Larson	Quevedo	Preciado	Blakley	Hightower	Butler	Bates	Rypien	Mattison
9/15	@ Oklahoma St	Cleveland	Molchon	Larson	Quevedo	Perciado	Collingham	Hightower	Butler	Richardson	Rypien	Mattison
9/29	@ Wyoming *	Cleveland	Molchon	Larson	Quevedo	Preciado	Blakley	Thomas	Modster	Richardson	Rypien	Mattison
10/6	SDSU *	Cleveland	Molchon	Larson	Quevedo	Preciado	Blakley	Richardson	Modster	Bates	Rypien	Mattison
10/13	@ Nevada *	Cleveland	Molchon	Larson	Quevedo	Preciado	Pistone	Hightower	Evans	Bates	Rypien	Mattison
10/19	COLORADO ST *	Cleveland	Molchon	Larson	Harrington	Ojukwu	Blakley	Modster	Richardson	Bates	Rypien	Mattison
10/27	@ Air Force *	Cleveland	Molchon	Larson	Harrington	Ojukwu	Bates	Modster	Thomas	Hightower	Rypien	Mattison
11/3	BYU	Cleveland	Molchon	Larson	Harrington	Ojukwu	Bates	Modster	Richardson	Blakley	Rypien	Mattison
11/9	FRESNO ST *	Cleveland	Molchon	Larson	Quevedo	Ojukwu	Blakley	Modster	Richardson	Thomas	Rypien	Mattison
11/16	@ New Mexico *	Cleveland	Molchon	Larson	Quevedo	Ojukwu	Bates	Bowens	Richardson	Thomas	Rypien	Mattison
11/24	UTAH STATE *	Cleveland	Molchon	Larson	Quevedo	Ojukwu	Bates	Modster	Richardson	Blakley	Rypien	Mattison

STARTING LINEUPS: DEFENSE

Date	Opponent	DE	NT	DT	STUD	WLB	MLB	SLB/N	CB	BS	FS	CB
9/1	@ TROY	Miles	Lui	Locher	Frazier	Whimpey	Maeva	Kaniho	Horton	Nawahine	Pierce	A. Williams
9/8	UCONN	Miles	Lui	Hatada	Frazier	Whimpey	Wickersham	Kaniho	Horton	Nawahine	Pierce	A. Williams
9/15	@ Oklahoma St	Weaver	Lui	Hatada	Frazier	Whimpey	Maeva	Kaniho	Walker	Nawahine	Pierce	A. Williams
9/29	@ Wyoming *	Miles	Lui	Hatada	Weaver	Whimpey	Maeva	Kaniho	Walker	Nawahine	Pierce	A. Williams
10/6	SDSU *	Miles	Lui	Hatada	Weaver	Whimpey	Maeva	Kaniho	Horton	Nawahine	Jones	A. Williams
10/13	@ Nevada *	Miles	Lui	Hatada	Frazier	Whimpey	Maeva	Kaniho	Horton	Nawahine	Jones	A. Williams
10/19	COLORADO ST *	Miles	Fesili	Hatada	Frazier	Whimpey	Maeva	D. Williams	Horton	Nawahine	Jones	A. Williams
10/27	@ Air Force *	Miles	Fesili	Hatada	Frazier	Whimpey	Maeva	D. Williams	Horton	Nawahine	Jones	A. Williams
11/3	BYU	Weaver	Igiehon	Locher	Frazier	Whimpey	Maeva	D. Williams	Horton	Nawahine	Jones	A. Williams
11/9	FRESNO ST *	Miles	Lui	Hatada	Frazier	Noa	Maeva	D. Williams	Horton	Nawahine	Happle	A. Williams
11/16	@ New Mexico *	Weaver	Lui	Igiehon	Frazier	Noa	Maeva	Kaniho	Horton	Nawahine	Happle	A. Williams
11/24	UTAH STATE *	Weaver	Lui	Igiehon	Frazier	Noa	Maeva	Kaniho	Horton	Tyler	Happle	A. Williams

PARTICIPATION (GAMES PLAYED-STARTS)

John Bates	2017 14-2 2018 12-8 TOTAL 26-10	Octavius Evans	2017 14-1 2018 5-1 TOTAL 19-2	Joseph Inda	2017 4-0 2018 5-0 TOTAL 9-0	Alexander Mattison	2016 13-0 2017 14-9 2018 12-12 TOTAL 39-21	Matt Pistone	2016 6-1 2017 14-0 2018 10-1 TOTAL 30-2	Skyler Seibold	2015 13-0 2016 5-0 2017 14-0 2018 12-0 TOTAL 44-0	Jabari Watson	2017 4-0 2018 12-0 TOTAL 16-0
Chase Blakley	2016 13-4 2017 2-2 2018 12-8 TOTAL 27-14	Emmanuel Fesili	2016 3-0 2017 13-1 2018 9-2 TOTAL 25-3	Scale Igiehon	2016 10-3 2017 10-3 TOTAL 20-6	Durrant Miles	2015 10-0 2016 13-6 2017 14-14 2018 12-8 TOTAL 49-28	Nicholai Pitman	2016 1-0 2017 14-0 2018 12-0 TOTAL 27-0	Paul Semons	2015 1-0 2016 0-0 2017 2-0 2018 8-0 TOTAL 11-0	Curtis Weaver	2017 14-2 2018 12-6 TOTAL 26-8
Billy Bowens	2018 3-1 TOTAL 3-1	Jabril Frazier	2015 11-0 2016 12-7 2017 14-8 TOTAL 49-25	Roman Kafentzis	2018 7-0 TOTAL 7-0	Chris Mitchell	2018 2-0 TOTAL 2-0	Andres Preciado	2015 4-0 2016 1-0 2017 14-1 2018 12-6 TOTAL 31-7	Jake Shaddox	2018 8-0 TOTAL 8-0	Riley Whimpey	2017 12-0 2018 9-9 TOTAL 21-9
Jermari Brown	2018 1-0 TOTAL 1-0	Jordan Happle	2017 14-0 2018 7-3 TOTAL 21-3	Kekaula Kaniho	2017 14-5 2018 12-7 TOTAL 27-12	David Moa	2015 6-0 2016 13-13 2017 13-11 2018 1-0 TOTAL 33-24	Joe Provenzano	2016 2-0 2017 5-0 2018 12-0 TOTAL 19-0	Khalil Shakir	2018 10-1 TOTAL 10-1	Sam Whitney	2016 5-0 2017 7-5 2018 10-0 TOTAL 22-5
Akilian Butler	2015 10-0 2016 10-0 2017 2-0 2018 12-2 TOTAL 34-2	Donte Harrington	2017 8-0 2018 5-3 TOTAL 13-3	Garrett Larson	2016 6-0 2017 14-7 2018 12-12 TOTAL 32-19	Sean Modster	2015 8-0 2016 11-0 2017 14-3 2018 12-8 TOTAL 45-11	Nick Provenzano	2018 1-0 TOTAL 1-0	Quinn Skillin	2017 14-0 2018 12-0 TOTAL 26-0	Benton Wickersham	2017 14-1 2018 12-1 TOTAL 26-2
Daniel Cantrell	2018 12-0 TOTAL 12-0	Chase Hatada	2016 9-0 2017 13-0 2018 9-8 TOTAL 31-8	Tony Lashley	2018 12-0 TOTAL 12-0	John Molchon	2016 7-3 2017 14-13 2018 12-12 TOTAL 33-28	Eric Quevedo	2016 0-0 2017 12-11 2018 9-9 TOTAL 21-20	Jake Stetz	2018 12-0 TOTAL 12-0	Avery Williams	2017 14-10 2018 12-12 TOTAL 26-22
Ezra Cleveland	2017 14-14 2018 12-12 TOTAL 26-26	Will Heffner	2016 3-0 2017 6-2 2018 9-0 TOTAL 18-2	Robert Lewis	2017 1-0 2018 10-0 TOTAL 11-0	Matt Locher	2016 2-0 2017 14-0 2018 12-2 TOTAL 28-2	Isalah Moore	2018 4-0 TOTAL 4-0	CT Thomas	2017 14-0 2018 12-5 TOTAL 26-5	Desmond Williams	2017 13-1 2018 12-5 TOTAL 25-6
Damon Cole	2018 1-0 TOTAL 1-0	Jaylon Henderson	2016 3-0 2017 3-0 TOTAL 6-0	Sonatanne Lui	2016 13-0 2017 13-12 2018 9-9 TOTAL 35-21	Kekoa Nawahine	2016 13-1 2017 14-14 2018 11-11 TOTAL 38-26	John Ojukwu	2016 11-6 2017 11-6 TOTAL 22-12	Evans Tyler	2016 3-1 2017 0-0 2018 12-1 TOTAL 15-2	Damion Wright	2018 2-0 TOTAL 2-0
Garrett Collingham	2016 13-0 2017 9-0 2018 10-1 TOTAL 32-1	John Hightower	2018 9-4 TOTAL 9-4	Tyson Maeve	2016 12-0 2017 13-13 2018 11-11 TOTAL 36-24	Ezekiel Noa	2016 9-3 2017 9-3 TOTAL 18-6	DeAndre Pierce	2016 12-1 2017 14-14 2018 4-4 TOTAL 30-19	Kayode Rufai	2017 9-0 2018 10-0 TOTAL 19-0	Demetri Washington	2018 1-0 TOTAL 1-0
Chase Cord	2018 4-0 TOTAL 4-0	Haden Hoggarth	2017 14-0 2018 11-0 TOTAL 25-0	Robert Mahone	2017 13-2 2018 12-0 TOTAL 25-2	John Ojukwu	2016 11-6 2017 11-6 TOTAL 22-12	Brett Rypien	2015 11-10 2016 13-13 2017 13-13 2018 12-12 TOTAL 49-48	Joel Velazquez	2017 14-0 2018 10-0 TOTAL 24-0		
Nick Crabtree	2017 4-0 2018 3-0 TOTAL 7-0	Kekaniokoa Holomalia-Gonzalez	2018 2-0 TOTAL 2-0	Tyler Horton	2015 12-2 2016 13-13 2017 13-13 2018 10-10 TOTAL 48-38	Scott Matlock	2018 2-0 TOTAL 2-0			Jalen Walker	2017 12-1 2018 9-2 TOTAL 21-3		
Bruno DeRose	2017 14-0 2018 12-0 TOTAL 26-0												
Marques Evans	2018 1-0 TOTAL 1-0												

GAMES PLAYED WHEN RANKED (107-18)

SEASON	OPPONENT	COACH	AP	W/L	SCORE
2002	Louisiana Tech	22	--	W	36-10
2002	Nevada	21	23	W	44-7
2002	Iowa State	15	18	W	34-16
Final Ranking		12	15		
2003	UTEP	23	24	W	51-21
2003	Fresno State	20	20	W	31-17
2003	Nevada	18	18	W	56-3
2003	Hawaii	17	18	W	45-28
2003	TCU	16	18	W	34-31
Final Ranking		15	16		
2004	UTEP	23	23	W	47-31
2004	BYU	21	21	W	28-27
2004	SMU	21	23	W	38-20
2004	Tulsa	18	21	W	45-42
2004	Fresno State	16	19	W	33-16
2004	Hawaii	15	18	W	69-3
2004	San Jose State	13	14	W	56-49
2004	Louisiana Tech	12	13	W	55-14
2004	Nevada	10	10	W	58-21
2004	Louisville	10	10	L	40-44
Final Ranking		13	12		
2005	Georgia	19	18	L	13-48
Final Ranking		-	-		
2006	Hawaii	25	25	W	41-34
2006	Utah	22	22	W	36-3
2006	Louisiana Tech	21	20	W	55-14
2006	New Mexico St.	19	20	W	40-28
2006	Idaho	17	18	W	42-26
2006	Fresno State	14	14	W	45-21
2006	San Jose State	13	14	W	23-20
2006	Utah State	13	13	W	49-10
2006	Nevada	12	12	W	38-7
2006	Oklahoma	9	9	W	43-42 OT
Final Ranking		6	5		
2007	Weber State	23	24	W	56-7
2007	Washington	20	22	L	10-24
2007	San Jose State	22	21	W	42-7
2007	Utah State	19	19	W	52-0
2007	Idaho	15	17	W	58-14
2007	Hawai'i	17	17	L	27-39
2007	East Carolina	22	24	L	38-41
Final Ranking		-	-		
2008	Louisiana Tech	18	17	W	38-3
2008	Southern Miss	16	15	W	24-7
2008	Hawai'i	16	15	W	27-7
2008	San Jose State	13	13	W	33-16
2008	New Mexico St.	11	11	W	49-0
2008	Utah State	10	9	W	49-14
2008	Idaho	9	9	W	49-10
2008	Nevada	9	9	W	41-34
2008	Fresno State	9	9	W	61-10
2008	TCU	9	9	L	16-17
Final Ranking		13	11		
2009	Oregon	16	14	W	19-8
2009	Miami (OH)	11	12	W	48-0
2009	Fresno State	10	10	W	51-34
2009	Bowling Green	8	8	W	49-14
2009	UC Davis	5	5	W	34-16
2009	Tulsa	6	5	W	28-21
2009	Hawai'i	5	6	W	54-9
2009	San Jose State	5	6	W	45-7
2009	Louisiana Tech	5	5	W	45-35
2009	Idaho	6	6	W	63-25
2009	Utah State	6	6	W	52-21
2009	Nevada	6	6	W	44-33
2009	New Mexico St.	6	6	W	42-7
2009	TCU	6	6	W	17-10
Final Ranking		4	4		

SEASON	OPPONENT	USAT	AP	CFP	W/L	SCORE
2010	Virginia Tech	5	3		W	33-30
2010	Wyoming	3	3		W	51-6
2010	Oregon State	3	3		W	37-24
2010	New Mexico St.	3	3		W	59-0
2010	Toledo	4	4		W	57-14
2010	San Jose State	3	3		W	48-0
2010	Louisiana Tech	2	2		W	49-20
2010	Hawai'i	3	2		W	42-7
2010	Idaho	4	4		W	52-14
2010	Fresno State	3	3		W	51-0
2010	Nevada	3	3		L	31-34 OT
2010	Utah State	10	9		W	50-14
2010	Utah	10	10		W	26-3
Final Ranking		7	9			
2011	Georgia	7	5		W	35-21
2011	Toledo	4	4		W	40-15
2011	Tulsa	4	4		W	41-21
2011	Nevada	5	4		W	30-10
2011	Fresno State	6	5		W	57-7
2011	Colorado State	6	5		W	63-13
2011	Air Force	7	5		W	37-26
2011	UNLV	5	5		W	48-21
2011	TCU	5	5		L	35-36
2011	San Diego State	11	10		W	52-35
2011	Wyoming	8	7		W	36-14
2011	New Mexico	8	T9		W	45-0
2011	Arizona State	6	8		W	56-24
Final Ranking		6	8			
2012	Michigan State	22	24		L	13-17
2012	BYU		24		W	7-6
2012	New Mexico		24		W	32-29
2012	Southern Miss	25			W	40-14
2012	Fresno State	22	24		W	20-10
2012	UNLV	22	24		W	32-7
2012	Wyoming	18	21		W	45-14
2012	San Diego State	14	19		L	19-21
2012	Hawai'i	24			W	49-14
2012	Colorado State	22			W	42-14
2012	Nevada	15	25		W	27-21
2012	Washington	15	20		W	28-26
Final Ranking		14	18			
2013	Washington	19	19		L	6-38
Final Ranking		--	--			
2014	Utah State	25	25	23	W	50-19
2014	Fresno State	22	22	22	W	28-14
2014	Arizona	21	21	20	W	38-30
Final Ranking		16	16			
2015	Washington	24	23		W	16-13
2015	BYU	22	20		L	24-35
2015	Colorado State	24	25		W	41-10
2015	Utah State	20	21		L	26-52
Final Ranking		NR	NR			
2016	Utah State		24		W	21-10
2016	New Mexico	19	19		W	49-21
2016	Colorado State	15	15		W	28-23
2016	BYU	14	14		W	28-27
2016	Wyoming	13	13		L	28-30
2016	San Jose State	24	24		W	45-31
2016	Hawaii	24	24	22	W	52-16
2016	UNLV	23	22	20	W	42-25
2016	Air Force	19	20	19	L	20-27
Final Ranking		NR	NR			
2017	Air Force			25	W	44-19
2017	Fresno State	24	25	23	L	17-28
2017	Oregon	25	25	25	W	38-28
Final Ranking		22	22			
2018	Troy	22	22		W	56-20
2018	Connecticut	19	20		W	62-7
2018	Oklahoma St	17	17		L	21-44
2018	Wyoming	25			W	34-14
2018	San Diego St	24			L	13-19
2018	New Mexico	24	23	25	W	45-14
2018	Utah State	22	21	23	W	33-24
2018	Fresno State	20	19			

NON-SATURDAY GAMES

DATE	OPPONENT	DAY	W/L	SCORE	DATE	OPPONENT	DAY	W/L	SCORE
10/19/01	@ (8) Fresno State	FRI	W	35-30	09/16/11	@ Toledo	FRI	W	40-15
10/18/02	Fresno State	FRI	W	67-21	10/07/11	@ Fresno State	FRI	W	57-7
12/31/02	vs. Iowa State*	TUE	W	34-16	12/22/11	vs. Arizona State*	THUR	W	56-24
10/30/03	@ BYU	THUR	W	50-21	08/31/12	@ Michigan State	FRI	L	13-17
11/21/03	@ Fresno State	FRI	W	31-17	09/20/12	BYU	THUR	W	7-6
12/23/03	vs. (19) TCU*	TUE	W	34-31	09/13/13	Air Force	FRI	W	42-20
09/10/04	Oregon State	FRI	W	53-34	09/20/13	@ Fresno State	FRI	L	40-41
09/24/04	BYU	FRI	W	28-27	10/25/13	@ BYU	FRI	L	20-37
10/29/04	Hawaii	FRI	W	69-3	12/24/13	vs. Oregon State *	TUE	L	23-38
12/31/04	vs. Louisville*	FRI	L	40-44	08/28/14	vs. Ole Miss	THUR	L	13-35
09/21/05	Bowling Green	WED	W	48-20	10/17/14	Fresno State	FRI	W	37-27
11/10/05	@ Fresno State	THUR	L	7-27	10/24/14	BYU	FRI	W	55-30
12/28/05	vs. Boston College*	WED	L	21-27	12/31/14	Arizona *	WED	W	38-30
08/31/06	Sacramento State	THUR	W	45-0	09/04/15	Washington	FRI	W	16-13
09/07/06	Oregon State	THUR	W	42-14	09/18/15	Idaho State	FRI	W	52-0
10/15/06	@ New Mexico State	SUN	W	40-28	09/25/15	@ Virginia	FRI	W	56-14
11/01/06	Fresno State	WED	W	45-21	10/16/15	@ Utah State	FRI	L	26-52
01/01/07	vs. (7) Oklahoma*	MON	W	43-42 (OT)	11/20/15	Air Force	FRI	L	30-37
08/31/07	Weber State	FRI	W	56-7	11/27/15	@ San Jose State	FRI	W	40-23
09/27/07	Southern Miss	THUR	W	38-16	12/23/15	vs. Northern Illinois *	WED	W	55-7
10/07/07	New Mexico State	SUN	W	58-0	10/07/16	@ New Mexico	FRI	W	49-21
10/14/07	Nevada	SUN	W	69-67 (4 OT)	10/20/16	BYU	THUR	W	28-27
10/26/07	@ Fresno State	FRI	W	34-21	11/04/16	San Jose State	FRI	W	45-31
11/23/07	@ (13) Hawaii	FRI	L	27-39	11/18/16	UNLV	FRI	W	42-25
12/23/07	vs. East Carolina*	FRI	L	38-41	11/25/16	@ Air Force	FRI	L	20-27
10/01/08	Louisiana Tech	WED	W	38-3	12/27/16	vs. Baylor *	TUE	L	12-31
10/17/08	Hawaii	FRI	W	27-7	09/14/17	New Mexico	THUR	W	28-14
10/24/08	@ San Jose State	FRI	W	33-16	09/22/17	Virginia	FRI	L	23-42
11/28/08	Fresno State	FRI	W	61-10	10/06/17	BYU	FRI	W	24-7
12/23/08	vs. (11) TCU*	TUE	L	16-17	10/19/18	Colorado State	FRI	W	56-28
09/03/09	(16) Oregon	THUR	W	19-8	11/09/18	Fresno State	FRI	W	24-17
09/18/09	@ Fresno State	FRI	W	51-34	11/16/18	@ New Mexico	FRI	W	45-14
10/14/09	@ Tulsa	WED	W	28-21					
11/06/09	@ Louisiana Tech	FRI	W	45-35					
11/20/09	@ Utah State	FRI	W	52-21					
11/27/09	Nevada	FRI	W	44-33					
01/04/10	(4) TCU*	MON	W	17-10					
09/06/10	vs. (10) Virginia Tech	MON	W	33-30					
09/26/10	Louisiana Tech	TUE	W	49-20					
11/12/10	@ Idaho	FRI	W	52-14					
11/19/10	Fresno State	FRI	W	51-0					
11/26/10	@ (19) Nevada	FRI	L	31-34 (OT)					
12/22/10	vs. (19) Utah*	WED	W	26-3					

* Bowl Game

Broken Down by Day of the Week:

DAY	REGULAR SEASON	BOWL
Monday	1-0	2-0
Tuesday	1-0	2-3
Wednesday	4-0	3-1
Thursday	8-2	1-0
Friday	33-9	0-2
Sunday	3-0	--
TOTAL	50-11	8-6

ALL-TIME RECORD: 58-17

NATIONALLY TELEVISED GAMES (127-30)

DATE	OPPONENT	LOC	W/L	SCORE	TV	DATE	OPPONENT	LOC	W/L	SCORE	TV
12/30/99	Louisville	H	W	34-31	ESPN	09/06/10	Virginia Tech	N	W	33-30	ESPN
12/28/00	UTEP	H	W	38-23	ESPN	09/18/10	Wyoming	A	W	51-6	CBS CTV
10/19/01	Fresno State	A	W	35-30	ESPN	09/25/10	Oregon State	H	W	37-24	ABC
10/18/02	Fresno State	H	W	67-21	ESPN	10/26/10	Louisiana Tech	H	W	49-20	ESPN2
12/31/02	Iowa State	H	W	34-16	ESPN	11/06/10	Hawaii	H	W	42-7	ESPNU/3D
10/30/03	BYU	A	W	50-12	ESPN	11/12/10	Idaho	A	W	52-14	ESPN2/3D
11/02/03	Fresno State	A	W	31-17	ESPN2	11/19/10	Fresno State	H	W	51-0	ESPN2
12/06/03	Hawaii	A	W	45-28	ESPN2	11/26/10	Nevada	A	L	31-34 (OT)	ESPN
12/23/03	TCU	N	W	34-31	ESPN	12/22/10	Utah	N	W	26-3	ESPN
09/10/04	Oregon State	H	W	53-34	ESPN	09/03/11	Georgia	N	W	35-21	ESPN
09/24/04	BYU	H	W	28-27	ESPN	09/16/11	Toledo	A	W	40-15	ESPN
10/23/04	Fresno State	H	W	33-16	ESPN2	09/24/11	Tulsa	H	W	41-21	CBS SN
10/29/04	Hawaii	H	W	69-3	ESPN2	10/01/11	Nevada	H	W	30-10	VERSUS
11/13/04	San Jose State	A	W	56-49 (2OT)	ESPN2	10/07/11	Fresno State	A	W	57-7	ESPN
11/22/04	Nevada	A	W	58-21	ESPN	10/15/11	Colorado State	A	W	63-13	The Mtn.
12/31/04	Louisville	N	L	41-44	ESPN	10/22/11	Air Force	H	W	37-26	VERSUS
09/03/05	Georgia	A	L	13-48	ESPN	11/05/11	UNLV	A	W	48-21	CBS SN
09/21/05	Bowling Green	H	W	48-20	ESPN2	11/12/11	TCU	H	L	35-36	VERSUS
11/10/05	Fresno State	A	L	7-27	ESPN	11/19/11	San Diego State	A	W	52-35	CBS SN
12/28/05	Boston College	H	L	20-27	ESPN	11/26/11	Wyoming	H	W	36-14	The Mtn.
09/07/06	Oregon State	H	W	42-14	ESPN	12/03/11	New Mexico	H	W	45-0	The Mtn.
10/15/06	New Mexico St.	A	W	40-28	ESPN	12/22/11	Arizona State	N	W	56-24	ESPN
11/01/06	Fresno State	H	W	45-21	ESPN2	08/31/12	Michigan State	A	L	13-17	ESPN
11/25/06	Nevada	A	W	38-7	ESPN2	09/15/12	Miami (Ohio)	H	W	39-12	NBC SN
01/01/07	Oklahoma	N	W	43-42 (OT)	FOX	09/20/12	BYU	H	W	7-6	ESPN
09/27/07	Southern Miss	H	W	38-16	ESPN	10/13/12	Fresno State	H	W	20-10	NBC SN
10/07/07	New Mexico St.	H	W	58-0	ESPN	10/20/12	UNLV	H	W	32-7	NBC SN
10/14/07	Nevada	H	W	69-67 (4OT)	ESPN	10/27/12	Wyoming	A	W	45-14	CBS SN
10/26/07	Fresno State	A	W	34-21	ESPN2	11/03/12	San Diego State	H	L	19-21	CBS SN
11/23/07	Hawaii	A	L	27-39	ESPN2	11/10/12	Hawai'i	A	W	49-14	NBC SN
12/23/07	East Carolina	N	L	38-41	ESPN	11/17/12	Colorado State	H	W	42-14	NBC SN
10/01/08	Louisiana Tech	H	W	38-3	ESPN	12/01/12	Nevada	A	W	27-21	ABC
10/11/08	Southern Miss	A	W	24-7	CBS CTV	12/22/12	Washington	N	W	28-26	ESPN
10/17/08	Hawaii	H	W	27-7	ESPN	08/31/13	Washington	A	L	6-38	FS1
10/24/08	San Jose State	A	W	33-16	ESPN2	09/13/13	Air Force	H	W	42-20	ESPN
11/21/08	Nevada	A	W	41-34	ESPN2	09/20/13	Fresno State	A	L	40-41	ESPN
11/28/08	Fresno State	H	W	61-10	ESPN2	09/28/13	Southern Miss	H	W	60-7	ESPNU
12/23/08	TCU	N	L	16-17	ESPN	10/12/13	Utah State	A	W	34-23	CBS SN
09/03/09	Oregon	H	W	19-8	ESPN	10/19/13	Nevada	H	W	34-17	CBS SN
09/9/09	Fresno State	A	W	51-34	ESPN	10/25/13	BYU	A	L	20-37	ESPN
10/14/09	Tulsa	A	W	28-21	ESPN	11/02/13	Colorado State	A	W	42-30	CBS SN
11/06/09	Louisiana Tech	A	W	45-35	ESPN2	11/16/13	Wyoming	H	W	48-7	ESPN2
11/14/09	Idaho	H	W	63-25	ESPNU	11/23/13	San Diego State	A	L	31-34 (OT)	CBS SN
11/20/09	Utah State	A	W	52-21	ESPN2	11/30/13	New Mexico	H	W	45-17	ESPN2
11/27/09	Nevada	A	W	44-33	ESPN2	12/24/13	Oregon State	N	L	23-38	ESPN
01/04/10	TCU	N	W	17-10	FOX						

CONTINUED ON NEXT PAGE

NATIONALLY TELEVISED GAMES (127-30)

DATE	OPPONENT	LOC	W/L	SCORE	TV	DATE	OPPONENT	LOC	W/L	SCORE	TV
08/28/14	Ole Miss	N	L	13-35	ESPN	09/01/18	Troy	A	W	56-20	ESPNEWS
09/06/14	Colorado State	H	W	37-24	ESPN2	09/08/18	Connecticut	H	W	62-7	ESPNU
09/13/14	Connecticut	A	W	38-21	ABC/ESPN2	09/15/18	Oklahoma St	A	L	21-44	ESPN
09/20/14	Louisiana	H	W	34-9	CBS SN	09/29/18	Wyoming	A	W	34-14	CBS SN
09/27/14	Air Force	A	L	14-28	CBS SN	10/06/18	San Diego St	H	L	13-19	ESPNU
10/04/14	Nevada	A	W	51-46	CBS SN	10/13/18	Nevada	A	W	31-27	CBS SN
10/17/14	Fresno State	H	W	37-27	ESPN	10/19/18	Colorado St	H	W	56-28	ESPN2
10/24/14	BYU	H	W	55-30	ESPN	10/27/18	Air Force	A	W	48-38	CBS SN
11/08/14	New Mexico	A	W	60-49	CBS SN	11/03/18	BYU	H	W	21-16	ESPN2
11/15/14	San Diego State	H	W	38-29	ESPNU	11/09/18	Fresno St	H	W	24-17	ESPN2
11/22/14	Wyoming	A	W	63-14	ESPN2	11/16/18	New Mexico	A	W	45-14	CBS SN
11/29/14	Utah State	H	W	50-19	ESPN2	11/24/18	Utah State	H	W	33-24	ESPN
12/06/14	Fresno State	H	W	28-14	CBS	12/01/18	Fresno State	H			ESPN
12/31/14	Arizona	N	W	38-30	ESPN						
09/04/15	Washington	H	W	16-13	ESPN						
09/12/15	BYU	A	L	24-35	ESPN2						
9/18/15	Idaho State	H	W	52-0	CBS SN						
9/25/15	Virginia	A	W	56-12	ESPN						
10/03/15	Hawai'i	H	W	55-0	ESPN2						
10/10/15	Colorado State	A	W	41-10	CBS SN						
10/16/15	Utah State	A	L	26-52	CBS SN						
10/24/15	Wyoming	H	W	34-14	ESPN2						
10/31/15	UNLV	A	W	55-27	ESPNU						
11/14/15	New Mexico	H	L	24-31	ESPNU						
11/20/15	Air Force	H	L	30-37	ESPN2						
11/27/15	San Jose State	A	W	40-27	CBS SN						
12/23/15	N. Illinois	N	W	55-7	ESPN						
09/03/16	Louisiana	A	W	45-10	ASN						
09/10/16	Washington St.	H	W	31-28	ESPN2						
09/24/16	Oregon State	A	W	38-24	FS1						
10/01/16	Utah State	H	W	21-10	ESPN2						
10/07/16	New Mexico	A	W	49-21	CBS SN						
10/15/16	Colorado State	H	W	28-23	ESPN2						
10/20/16	BYU	H	W	28-27	ESPN						
10/29/16	Wyoming	A	L	28-30	CBS SN						
11/04/16	San Jose State	H	W	45-31	ESPN2						
11/12/16	Hawaii	A	W	52-16	CBS SN						
11/18/16	UNLV	H	W	42-25	ESPN2						
11/25/16	Air Force	A	L	20-27	CBS SN						
12/27/16	Baylor	N	L	12-31	ESPN						
09/02/17	Troy	H	W	24-13	ESPNU						
09/09/17	Washington St.	A	L	44-47 (3OT)	ESPN						
09/14/17	New Mexico	H	W	28-14	ESPN						
09/22/17	Virginia	H	L	23-42	ESPN2						
10/06/17	BYU	A	W	24-7	ESPN						
10/14/17	San Diego State	A	W	31-14	CBS SN						
10/21/17	Wyoming	H	W	24-14	ESPN2						
10/28/17	Utah State	A	W	41-14	CBS SN						
11/04/17	Nevada	H	W	41-14	ESPNU						
11/11/17	Colorado St	A	W	59-52 (OT)	CBS SN						
11/18/17	Air Force	H	W	44-19	ESPN2						
11/25/17	Fresno St	A	L	17-28	CBS SN						
12/02/17	Fresno St	H	W	17-14	ESPN						
12/16/17	Oregon	N	W	38-28	ABC						

BLOCKED KICKS

The following is a breakdown of blocked kicks since 1990:

SEASON	PAT	FG	PUNT	TOTAL
1990	2	5	5	12
1991	0	2	1	3
1992	0	0	2	2
1993	3	3	1	7
1994	2	2	0	4
1995	1	1	0	2
1996	0	1	1	2
1997	0	2	1	3
1998	0	0	0	0
1999	0	2	3	5
2000	0	0	3	3
2001	0	0	1	1
2002	0	1	4	5
2003	0	1	4	5
2004	1	1	2	4
2005	1	1	1	3
2006	0	2	0	2
2007	3	4	4	11
2008	0	2	2	4
2009	0	0	1	1
2010	0	2	2	4
2011	3	0	4	7
2012	0	1	0	1
2013	0	3	0	3
2014	0	2	1	3
2015	0	1	1	2
2016	0	2	1	3
2017	0	0	1	1
2018	0	1	1	2

RANKED OPPONENTS

The following is a list of ranked opponents the Broncos have faced since joining the Football Bowl Subdivision in 1996:

SEASON	OPPONENT	BSU	LOC	W/L	RES
1996	(5) Arizona State		A	L	7-56
1997	(15) Washington State		A	L	0-58
1999	(17) UCLA		A	L	7-38
2001	(21) South Carolina		A	L	13-32
2001	(8) Fresno State		A	W	35-30
2003	(19) TCU	(18)	A	W	34-31
2004	(8) Louisville		N	L	40-44
2005	(13) Georgia	(18)	A	L	13-48
2005	(20) Fresno State		A	L	7-27
2005	(19) Boston College		H	L	21-27
2006 ('07)	(7) Oklahoma	(9)	N	W	43-42 (OT)
2007	(13) Hawaii	(17)	A	L	29-39
2008	(12) Oregon		A	W	37-32
2008	(11) TCU	(9)	N	L	16-17
2009	(16) Oregon	(14)	H	W	19-8
2009 ('10)	(4) TCU	(6)	N	W	17-10
2010	(10) Virginia Tech	(3)	N	W	33-30
2010	(24) Oregon State	(3)	H	W	37-24
2010	(19) Nevada	(4)	A	L	31-34 (OT)
2010	(20) Utah	(10)	N	W	26-3
2011	(19) Georgia	(5)	N	W	35-21
2011	(24) TCU	(5)	H	L	35-36
2012	(13) Michigan State	(24)	A	L	13-17
2013	(25) Fresno State		A	L	40-41
2014	(18) Ole Miss		N	L	13-35
2014	(10) Arizona	(20)	N	W	38-30
2017	(20) Washington State		A	L	44-47 (3OT)
2017	(18) San Diego State		A	W	31-14
2017	(25) Fresno State		H	W	17-14
2018	(19) Oklahoma St	(17)	A	L	21-44
2018	(16) Fresno State		H	W	24-17
2018	(14) Utah State	(21)	H	W	33-24

ALL-TIME RECORD: 15-17

OVERTIME GAMES

YEAR	OPPONENT	LOC	W/L	SCORE	# OT
1988	N. Arizona	A	W	24-21	1
1990	Nevada	A	L	52-59	3
1997	Idaho	A	W	30-23	1
1998	Idaho	H	L	35-36	1
2004	San Jose State	A	W	56-49	2
2006	Oklahoma	N	W	43-42	1
2007	Nevada	H	W	69-67	4
2010	Nevada	A	L	31-34	1
2013	San Diego State	A	L	31-34	1
2017	Washington State	A	L	44-47	3
2017	Colorado State	A	W	59-52	1

ALL-TIME RECORD: 6-5

THE LAST TIME (INDIVIDUAL)

TOTAL OFFENSE

Yards

500+ Kellen Moore (507)
 Nov. 6, 2010; Hawai'i
 400+ Brett Rypien (427)
 Oct. 20, 2016; BYU
 300+ Brett Rypien (380)
 Oct. 27, 2018; Air Force

PASSING

Yards

500+ Brett Rypien (503)
 Nov. 14, 2015; New Mexico
 400+ Brett Rypien (442)
 Oct. 20, 2016; BYU
 300+ Brett Rypien (310)
 Nov. 24, 2018; Utah State

300+ Passing at Halftime

..... Brett Rypien (317; 16-24)
 Oct. 20, 2016; BYU

Attempts

60+ Brett Rypien (75)
 Nov. 14, 2015; New Mexico
 50+ Brett Rypien (56)
 Sept. 15, 2018; Oklahoma State
 40+ Brett Rypien (41)
 Oct. 6, 2018; San Diego State
 30+ Brett Rypien (32)
 Nov. 24, 2018; Utah State

Completions

40+ Brett Rypien (40)
 Nov. 14, 2015; New Mexico
 30+ Brett Rypien (39)
 Sept. 15, 2018; Oklahoma State
 20+ Brett Rypien (23)
 Nov. 24, 2018; Utah State

Pass Percentage (Min. 15 Attempts)

.800+ Brett Rypien (.828/22-29)
 Nov. 9, 2018; Fresno State
 .700+ Brett Rypien (.719/23-32)
 Nov. 24, 2018; Utah State
 .600+ Brett Rypien (.719/23-32)
 Nov. 24, 2018; Utah State

Touchdown Passes

6+ Jim McMillan (6)
 Nov. 16, 1974; Montana
 5+ Brett Rypien (5)
 Oct. 27, 2018; Air Force
 4+ Brett Rypien (5)
 Oct. 27, 2018; Air Force
 3+ Brett Rypien (3)
 Nov. 16, 2018; New Mexico

Passes Had Intercepted

5+ Mike Virden (6)
 Oct. 28, 1989; Montana
 4+ Grant Hedrick (4)
 Sept. 27, 2014; Air Force
 3+ Brett Rypien (3)
 Oct. 13, 2018; Nevada

RUSHING

Yards

250+ Eron Hurley (254)
 Nov. 21, 1998; Idaho
 200+ Alexander Mattison (200)
 Nov. 24, 2018; Utah State
 150+ Alexander Mattison (200)
 Nov. 24, 2018; Utah State
 100+ Alexander Mattison (200)
 Nov. 24, 2018; Utah State

100 Yards by Halftime

..... Jeremy McNichols (147)
 Nov. 12, 2016; Hawai'i

Multiple Players with 100+

..... Jeremy McNichols (158) /
 Alexander Mattison (100)
 Nov. 4, 2016; San Jose State

Attempts

35+ Alexander Mattison (37)
 Nov. 24, 2018; Utah State
 30+ Alexander Mattison (37)
 Nov. 24, 2018; Utah State
 25+ Alexander Mattison (37)
 Nov. 24, 2018; Utah State
 20+ Alexander Mattison (37)
 Nov. 24, 2018; Utah State

Yards Per Carry (Min. 10 Attempts)

10.0+ Alexander Mattison (11-115; 10.5)
 Sept. 8, 2018; Connecticut
 8.0+ Alexander Mattison (11-115; 10.5)
 Sept. 8, 2018; Connecticut
 6.0+ Alexander Mattison (20-145; 7.2)
 Nov. 16, 2018; New Mexico

Touchdowns

5+ Jay Ajayi (5)
 Nov. 29, 2014; Utah State
 4+ Jeremy McNichols (4)
 Nov. 18, 2016; UNLV
 3+ Alexander Mattison (3)
 Nov. 24, 2018; Utah State

Longest Run From Scrimmage

80+ John Hightower (88)
 Oct. 13, 2018; Nevada
 70+ John Hightower (88)
 Oct. 13, 2018; Nevada
 60+ John Hightower (88)
 Oct. 13, 2018; Nevada
 50+ Alexander Mattison (59)
 Nov. 24, 2018; Utah State
 40+ Alexander Mattison (59)
 Nov. 24, 2018; Utah State

RECEIVING

Receptions

15+ Thomas Sperbeck (20)
 Nov. 14, 2015; New Mexico
 10+ Cedrick Wilson (10)
 Dec. 16, 2017; Oregon
 8+ Sean Modster (9)
 Nov. 16, 2018; New Mexico
 5+ CT Thomas (6) /
 Sean Modster (5)
 Nov. 24, 2018; Utah State

10 Receptions at Halftime

..... Shane Williams-Rhodes (10)
 Nov. 16, 2013; Wyoming

Yards

250+ Thomas Sperbeck (281)
 Nov. 14, 2015; New Mexico
 200+ Cedrick Wilson (221)
 Dec. 16, 2017; Oregon
 150+ John Hightower (182)
 Oct. 27, 2018; Air Force
 100+ Sean Modster (129)
 Nov. 16, 2018; New Mexico

100+ Receiving at Halftime

..... Sean Modster (101, 6 Rec., 0 TD)
 Oct. 27, 2018; Air Force

Multiple Receivers w/ 10-plus Rec

..... Shane Williams-Rhodes (14) /
 Jay Ajayi (12)
 Aug. 28, 2014; Ole Miss

Multiple 100-yard Receivers

..... John Hightower (8-182) /
 Sean Modster (6-101)
 Oct. 27, 2018; Air Force

Yards Per Catch (Min. Five Rec.)

40.0+ Al Marshall (40.8/5-204)
 Nov. 4, 1972; Portland State
 30.0+ Thomas Sperbeck (35.6/5-178)
 Oct. 10, 2015; Colorado State
 20.0+ John Hightower (22.8/8-182)
 Oct. 27, 2018; Air Force

THE LAST TIME (INDIVIDUAL)

Touchdowns

4+ Austin Pettis (4)
 Nov. 14, 2009; Idaho
 3+ Sean Modster (3)
 Nov. 16, 2018; New Mexico
 2+ Sean Modster (3)
 Nov. 16, 2018; New Mexico

Longest Reception

90+ Lawrence Bady (98)
 Oct. 18, 2003; SMU
 80+ A.J. Richardson (87)
 Nov. 18, 2017; Air Force
 70+ A.J. Richardson (74)
 Sept. 8, 2018; Connecticut
 60+ John Hightower (61)
 Oct. 27, 2018; Air Force
 50+ Sean Modster (51)
 Nov. 24, 2018; Utah State

MISC.

100+ Yard Rush/Receiving

..... Jeremy McNichols
 140 rushing/109 receiving
 Oct. 20, 2016; BYU

Threw and Caught a TD Pass

..... Thomas Sperbeck
 (11-yd passes/12-yd catch)
 Oct. 15, 2016; Colorado State

Fumble Recovered for a TD

..... Desmond Williams (9 yards)
 Nov. 16, 2018; Fresno State

Multiple Players Threw for TDs

4+ Kellen Moore (2) /
 Tanyon Bissell (1) /
 Mike Coughlin (1) / Vinny Perretta (1)
 Nov. 8, 2008; Utah State
 3+ Kellen Moore (2) /
 Tanyon Bissell (1) /
 Mike Coughlin (1) / Vinny Perretta (1)
 Nov. 8, 2008; Utah State
 2+ Brett Rypien (3) /
 Chase Cord (1)
 Sept. 8, 2018; Connecticut

2-Point Conversion

..... Matt Miller Pass to Jake Hardee
 Sept. 20, 2013

DEFENSE

Interceptions

4+ Steve Forrey (4)
 1968; Idaho State
 3+ Brandyn Thompson (3)
 Oct. 17, 2008; Hawai'i
 2+ Donte Deayon (2)
 Sept. 12, 2015; BYU

Interception Return for a TD

..... Tyler Horton (99 yards)
 Oct. 13, 2018; Nevada

Total Tackles

25+ Scott Russell (28)
 Sept. 17, 1988; Northern Arizona
 20+ Scott Russell (28)
 Sept. 17, 1988; Northern Arizona
 15+ Leighton Vander Esch (16)
 Dec. 2, 2017; Fresno State
 10+ Kekoa Nawahine (10)
 Nov. 9, 2018; Fresno State

Solo Tackles

10+ Leighton Vander Esch (10)
 Dec. 16, 2017; Oregon

Sacks

4+ Chris Wing (4.0)
 Sept. 7, 1996; Portland State
 3+ Kamalei Correa (3.0)
 Nov. 22, 2014; Wyoming
 2+ Curtis Weaver (2.0)
 Nov. 3, 2018; BYU

Tackles For Loss

4+ Shea McClellin (4.0)
 Sept. 6, 2010; Virginia Tech
 3+ Leighton Vander Esch (3.0)
 Dec. 16, 2017; Oregon

SPECIAL TEAMS

Kickoff Returns

7+ Jeremy McNichols (7)
 Nov. 15, 2014; San Diego State
 6+ Jeremy McNichols (7)
 Nov. 15, 2014; San Diego State
 5+ Jeremy McNichols (7)
 Nov. 15, 2014; San Diego State

Longest Kickoff Return

90+ Bryan Douglas (100)
 Nov. 23, 2013; San Diego State
 80+ Bryan Douglas (100)
 Nov. 23, 2013; San Diego State
 70+ Bryan Douglas (76)
 Nov. 30, 2013; New Mexico
 60+ Bryan Douglas (76)
 Nov. 30, 2013; New Mexico
 50+ Cedrick Wilson (55)
 Sept. 2, 2017; Troy

Kickoff Return for a TD

..... Avery Williams (44)
 Oct. 19, 2018; Colorado State

Punt Returns

9+ Rick Woods (9)
 Oct. 20, 1979; Idaho State
 7+ Quinton Jones (7)
 Dec. 28, 2005; Boston College
 6+ Kyle Wilson (6)
 Nov. 21, 2008; Nevada

Punt Return Yardage

150+ Quinton Jones (151)
 Dec. 28, 2005; Boston College
 100+ Avery Williams (124)
 Sept. 2, 2017; Troy

Longest Punt Return

90+ Kyle Wilson (90)
 Nov. 28, 2008; Fresno State
 80+ Avery Williams (81)
 Sept. 2, 2017; Troy
 70+ Kekaula Kaniho (74)
 Oct. 19, 2018; Colorado State
 60+ Avery Williams (67)
 Oct. 27, 2018; Air Force
 50+ Avery Williams (67)
 Oct. 27, 2018; Air Force

Punt Return for a TD

..... Kekaula Kaniho (74)
 Oct. 19, 2018; Colorado State

Punts

10+ Danny Weeks (11)
 Oct. 26, 1991; Nevada
 8+ Quinn Skillin (9)
 Oct. 6, 2018; San Diego State
 6+ Quinn Skillin (9)
 Oct. 6, 2018; San Diego State

Punt Average (Min. Five Punts)

50.0+ Trevor Harman (53.2/5-266)
 Nov. 12, 2010; Idaho
 48.0+ Sean Wale (49.0/6-294)
 Nov. 25, 2016; Air Force
 46.0+ Sean Wale (49.0/6-294)
 Nov. 25, 2016; Air Force

Field Goals

5+ Roberto Moran (5)
 Nov. 2, 1985; Idaho State
 4+ Tyler Rausa (4)
 Sept. 25, 2015; Virginia
 3+ Haden Hoggarth (3)
 Nov. 18, 2017; Air Force

Long Field Goals

55+ Roberto Moran (56)
 Sept. 14, 1985; UC Davis
 50+ Tyler Rausa (51)
 Sept. 25, 2015; Virginia
 45+ Haden Hoggarth (47)
 Oct. 27, 2018; Air Force

Points After Touchdown

10+ Anthony Montgomery (10)
 Nov. 19, 2005; Idaho
 9+ Dan Goodale (9)
 Sept. 7, 2013; UT Martin
 8+ Haden Hoggarth (8)
 Sept. 8, 2018; Connecticut
 7+ Haden Hoggarth (7)
 Oct. 19, 2018; Colorado State

THE LAST TIME (TEAM)

OFFENSE - TEAM

Yards of Total Offense

700+.....	Connecticut (818)
.....	Sept. 8, 2018
600+.....	Connecticut (818)
.....	Sept. 8, 2018
500+.....	Utah State (509)
.....	Nov. 24, 2018

Fewest Yards of Total Offense

100-.....	Fresno State (69)
.....	Sept. 17, 1977
200-.....	Montana (191)
.....	Oct. 12, 1991
300-.....	San Diego State (229)
.....	Oct. 6, 2018

Passing Yards

500+.....	New Mexico (503)
.....	Nov. 14, 2015
400+.....	Air Force (409)
.....	Oct. 27, 2018
300+.....	Utah State (310)
.....	Nov. 24, 2018

Fewest Passing Yards

50-.....	Northern Arizona (49)
.....	Nov. 11, 1978
100-.....	North Texas (78)
.....	Oct. 18, 1997
150-.....	San Diego State (125)
.....	Oct. 14, 2017

Passing Touchdowns

6+.....	Idaho (6)
.....	Nov. 14, 2009
5+.....	Air Force (5)
.....	Oct. 27, 2018
4+.....	Air Force (5)
.....	Oct. 27, 2018

Rushing Yards

500+.....	Montana (531)
.....	Oct. 27, 1973
400+.....	Connecticut (400)
.....	Sept. 8, 2018
300+.....	Connecticut (400)
.....	Sept. 8, 2018

Fewest Rushing Yards

0-.....	Northern Arizona (-11)
.....	Oct. 9, 1993
50-.....	Oklahoma State (34)
.....	Sept. 15, 2018
100-.....	San Diego State (51)
.....	Oct. 6, 2018

Rushing Touchdowns

8+.....	San Jose State (8)
.....	Nov. 13, 2004
7+.....	Weber State (7)
.....	Aug. 30, 2007
6+.....	UNLV (6)
.....	Nov. 18, 2016
5+.....	UNLV (6)
.....	Nov. 18, 2016

Points Scored

70+.....	Idaho (70)
.....	Nov. 19, 2005
60+.....	Connecticut (62)
.....	Sept. 8, 2018
50+.....	Colorado State (56)
.....	Oct. 19, 2018
40+.....	New Mexico (45)
.....	Nov. 16, 2018

Fewest Points Scored

0.....	Washington State (0)
.....	Sept. 27, 1997
7-.....	Washington (6)
.....	Aug. 31, 2013
14-.....	San Diego State (13)
.....	Oct. 6, 2018

Scoring Differential (+)

50+.....	Connecticut (62-7; +55)
.....	Sept. 8, 2018
40+.....	Connecticut (62-7; +55)
.....	Sept. 8, 2018
30+.....	New Mexico (45-14; +31)
.....	Nov. 16, 2018
20+.....	New Mexico (45-14; +31)
.....	Nov. 16, 2018

DEFENSE - TEAM

Fumbles Recovered

6+.....	Northeastern Louisiana (6)
.....	Nov. 15, 1986
5+.....	Eastern Washington (5)
.....	Oct. 14, 2000

Interceptions

7+.....	Cal Poly (7)
.....	Nov. 17, 1979
6+.....	Northern Iowa (6)
.....	Nov. 24, 1990
5+.....	Idaho (5)
.....	Nov. 14, 2009
4+.....	Virginia (4)
.....	Sept. 25, 2015
3+.....	Nevada (3)
.....	Nov. 4, 2017

Fewest Yards Allowed

50-.....	Northern Illinois (33)
.....	Dec. 23, 2015
100-.....	Northern Illinois (33)
.....	Dec. 23, 2015
150-.....	Northern Illinois (33)
.....	Dec. 23, 2015

Most Total Yards Allowed

600+.....	Air Force (607)
.....	Nov. 20, 2015
500+.....	Colorado State (570)
.....	Nov. 11, 2017
400+.....	Utah State (425)
.....	Nov. 24, 2018

Fewest Passing Yards Allowed

0-.....	Northern Arizona (-4)
.....	Oct. 25, 1975
50-.....	Air Force (45)
.....	Nov. 25, 2016
100-.....	Connecticut (71)
.....	Sept. 8, 2018

Most Passing Yards Allowed

600+.....	Louisiana Tech (602)
.....	Oct. 3, 1998
500+.....	New Mexico State (526)
.....	Oct. 15, 2006
400+.....	Washington State (433)
.....	Sept. 9, 2017

Fewest Rushing Yards Allowed

0-.....	Northern Illinois (-5)
.....	Dec. 23, 2015
50-.....	Oregon (47)
.....	Dec. 16, 2017
100-.....	Utah State (62)
.....	Nov. 24, 2018

Most Rushing Yards Allowed

400+.....	New Mexico (505)
.....	Nov. 8, 2014
300+.....	Air Force (314)
.....	Nov. 25, 2016
200+.....	Air Force (201)
.....	Oct. 27, 2018

Fewest Points Allowed

0-.....	Hawai'i (0)
.....	Oct. 3, 2015
3-.....	Hawai'i (0)
.....	Oct. 3, 2015
7-.....	Connecticut (7)
.....	Sept. 8, 2018

Most Points Allowed

60+.....	Nevada (67)
.....	Oct. 14, 2007
50+.....	Colorado State (52)
.....	Nov. 11, 2017
40+.....	Oklahoma State (44)
.....	Sept. 15, 2018

GAME-BY-GAME SUMMARIES


GAME ONE

#22 Boise State @ Troy

Sept. 1, 2018

Veterans Memorial Stadium • Troy, Ala.
Att.: 29,612 • TV: ESPNEWS

TROY, Ala. (AP) - Brett Rypien passed for 305 yards and four touchdowns, and Sean Modster had 167 yards receiving, to lead No. 22 Boise State to a 56-20 opening victory over Troy. The Broncos raced to a 35-7 halftime lead over a Trojans team coming off an 11-win season, largely with the Rypien-to-Modster connection. Then, Tyler Horton and Boise State's defense mostly took over the scoring for the second half against Troy. The cornerback scooped-and-scored on a pair of fumbles, with returns of 55 and 11 yards. Horton, who has four defensive touchdowns, tied the FBS record for fumble returns for TDs in a game shared by four others.



SCORE BY QUARTER	1	2	3	4	F
Boise State	14	21	7	14	56
Troy	7	0	7	6	20

SCORING SUMMARY

FIRST QUARTER

10:53 BSU Modster 20-yd pass from Rypien (Hoggarth kick) 6 plays, 53 yards, TOP: 2:26
5:53 TROY Daughtry-Frye 23-yd run (Sumpter kick) 5 plays, 52 yards, TOP: 2:28
0:36 BSU Thomas 53-yd pass from Rypien (Hoggarth kick) 4 plays, 63 yards, TOP: 1:58

SECOND QUARTER

12:35 BSU Mattison 7-yd run (Hoggarth kick) 5 plays, 37 yards, TOP: 1:26
7:10 BSU Butler 3-yd pass from Rypien (Hoggarth kick) 7 plays, 79 yards, TOP: 3:49
2:13 BSU Modster 54-yd pass from Rypien (Hoggarth kick) 6 plays, 67 yards, TOP: 2:04

THIRD QUARTER

10:56 BSU Horton 55-yd fumble return (Hoggarth kick) 11 plays, 77 yards, TOP: 5:46
5:10 TROY Smith 1-yd run (Sumpter kick)

FOURTH QUARTER

11:24 TROY Douglas 33-yd pass from Barker (Barker pass failed) 5 plays, 60 yards, TOP: 2:40
8:40 BSU Horton 11-yd fumble recovery (Hoggarth kick)
5:04 BSU Cord 44-yd run (Hoggarth kick) 2 plays, 48 yards, TOP: 0:51

TEAM STATISTICS

	BOISE STATE	TROY
First Downs	16	21
Net Yards Rushing	111	124
Net Yards Passing	305	255
Completions-Attempts-Int.	20-28-0	24-34-1
Total Offense (plays-yards)	57-416 (7.3)	78-379 (4.9)
Fumbles: Number-Lost	3-1	4-3
Penalties: Number-Yards	4-27	3-25
Punts-Yards	4-134 (33.5)	5-200 (40.0)
Kickoff returns-Yds-TD	1-23-0 (23.0)	7-161-0 (23.0)
Punt returns-Yards-TD	4-6-0 (1.5)	1-4-0 (4.0)
Interceptions-Yds-TD	1-0-0	0-0-0
Time of Possession	25:29	34:31
Third-Down Conversions	9-of-15	4-of-15
Fourth-Down Conversions	0-of-0	3-of-5
Red-Zone Scores-Chances	3-for-3	1-for-2
Sacks By: Number-Yards	5-44	1-7

INDIVIDUAL STATISTICS

Boise State

Rushing (Rushes-Yards-TDs): Mattison (14-56-1), Cord (1-44-1), Rypien (5-14-0), Mahone (3-11-0), Van Buren (1-4-0), Team (4-{-7}-0), Shakir (1-{-11}-0)
Passing (Comp.-Att.-TD-Int.-Yards): Rypien (20-28-4-0-305)
Receiving (Receptions-Yards-TDs): Modster (7-167-2), Thomas (3-68-1), Richardson (3-30-0), Hightower (2-15-0), Mahone (2-9-0), Collingam (1-11-0), Butler (1-3-1), Mattison (1-2-0)
Interceptions: Lashley (1)
Sacks: Miles (2.0), Weaver (1.0), D. Williams (1.0), Rufai (0.5), Watson (0.5)

Troy

Rushing (Rushes-Yards-TDs): Daughtry-Frye (7-41-1), Henderson (8-30-0), B.J. Smith (7-26-1), Barker (17-25-0), Samuel (3-10-0), S. Smith (1-0-0), Team (1-{-8}-0)
Passing (Comp.-Att.-TD-Int.-Yards): Barker (20-29-1-1-211), Smith (4-5-0-0-44)
Receiving (Receptions-Yards-TDs): Douglas (7-102-1), Samuel (5-41-0), Willis (3-43-0), B.J. Smith (3-30-0), Eafford (2-8-0), Hallman (2-7-0), Davis (1-19-0), Daughtry-Frye (1-5-0)
Interceptions: None
Sacks: Reese (1.0)

GAME TWO

#20 Boise State vs UConn

Sept. 8, 2018

Albertsons Stadium • Boise, Idaho
Att.: 34,515 • TV: ESPNU

BOISE, Idaho (AP) - Brett Rypien threw for 362 yards and three touchdowns in little more than a half and No. 20 Boise State set a school record for offensive yards in a 62-7 rout of UConn on Saturday night. The Broncos (2-0) gained 818 yards, including 514 in the first half. Rypien had his 16th career 300-yard passing game, tying Kellen Moore for most with the program. UConn (0-2) struggled to move the ball against Boise State's first-team defense, mustering just 78 yards and four first downs in the first half. The Huskies finished with 193 yards of offense.



SCORE BY QUARTER	1	2	3	4	F
Connecticut	0	0	7	0	7
Boise State	24	17	14	7	62

SCORING SUMMARY

FIRST QUARTER

9:42 BSU Hoggarth 28-yd field goal 10 plays, 69 yards, TOP: 3:26
7:13 BSU Hightower 67-yd pass from Rypien (Hoggarth kick) 2 plays, 71 yards, TOP: 0:44
4:25 BSU Bates 24-yd pass from Rypien (Hoggarth kick) 4 plays, 43 yards, TOP: 1:21
0:45 BSU Mattison 1-yd run (Hoggarth kick) 6 plays, 64 yards, TOP: 1:57

SECOND QUARTER

11:58 BSU Hightower 55-yd run (Hoggarth kick) 3 plays, 92 yards, TOP: 1:41
2:04 BSU Mattison 9-yd run (Hoggarth kick) 11 plays, 91 yards, TOP: 6:22
0:02 BSU Hoggarth 44-yd field goal 9 plays, 52 yards, TOP: 1:11

THIRD QUARTER

14:40 BSU Richardson 74-yd pass from Rypien (Hoggarth kick) 1 play, 74 yards, TOP: 0:20
5:52 CONN McLean 15-yd pass from Pindell (Tarbutt kick) 7 plays, 93 yards, TOP: 3:26
3:11 BSU Van Buren 3-yd run (Hoggarth kick) 5 plays, 80 yards, TOP: 2:41

FOURTH QUARTER

10:12 BSU Butler 24-yd pass from Cord (Hoggarth kick) 9 plays, 76 yards, TOP: 5:12

TEAM STATISTICS

	CONNECTICUT	BOISE STATE
First Downs	9	38
Net Yards Rushing	122	400
Net Yards Passing	71	418
Completions-Attempts-Int.	11-21-1	25-33-0
Total Offense (plays-yards)	46-193 (4.2)	78-818 (10.5)
Fumbles: Number-Lost	0-0	0-0
Penalties: Number-Yards	7-44	7-71
Punts-Yards	9-432 (48.0)	1-35 (35.0)
Kickoff returns-Yds-TD	2-36-0 (18.0)	2-45-0 (22.5)
Punt returns-Yards-TD	0-0-0 (0.0)	4-44-0 (11.0)
Interceptions-Yds-TD	0-0-0	1-7-0
Time of Possession	21:59	38:01
Third-Down Conversions	3-of-13	6-of-9
Fourth-Down Conversions	0-of-0	1-of-1
Red-Zone Scores-Chances	1-for-1	4-for-5
Sacks By: Number-Yards	0-0	1-3

INDIVIDUAL STATISTICS

Boise State

Rushing (Rushes-Yards-TDs): Mattison (11-115-2), Van Buren (13-75-1), Hightower (1-55-1), Cord (2-41-0), Shakir (2-39-0), Seibold (7-35-0), Henderson (4-30-0), Mahone (2-10-0), Rypien (1-4-0), Team (2-{-4}-0)
Passing (Comp.-Att.-TD-Int.-Yards): Rypien (21-28-362-3-0), Cord (4-5-56-1-0)
Receiving (Receptions-Yards-TDs): Modster (6-74-0), Hightower (5-119-1), Richardson (3-100-1), Butler (2-32-1), Thomas (2-28-0), Mahone (2-20-0), Shakir (2-15-0), Bates (1-24-1), Seibold (1-3-0), Mattison (1-3-0)
Interceptions: Williams (1)
Sacks: Tyler (1.0)

Connecticut

Rushing (Rushes-Yards-TDs): Mensah (10-82-0), Pindell (14-40-0), Scott (1-0-0)
Passing (Comp.-Att.-TD-Int.-Yards): Pindell (11-21-71-1-1)
Receiving (Receptions-Yards-TDs): Mayala (3-24-0), Davis (3-13-0), McLean (2-23-1), Mensah (1-7-0), Scott (1-4-0), Beals (1-0-0)
Interceptions: None
Sacks: None

GAME-BY-GAME SUMMARIES

GAME THREE

#17 Boise State @
#24 Oklahoma State

Sept. 15, 2018

Boone Pickens Stadium • Stillwater, Okla.
Att.: 54,974 • TV: ESPN

STILLWATER, Okla. (AP) - Taylor Cornelius ran for two touchdowns and passed for another to help No. 24 Oklahoma State beat No. 17 Boise State 44-21. Justice Hill ran for 123 yards and a touchdown, and Tylan Wallace had five catches for 105 yards for the Cowboys (3-0). Boise State's Brett Rypien passed for 380 yards and three touchdowns, but was sacked seven times and pressured throughout the day. Jordan Brailford had three sacks, Jarrell Owens had two and Devin Harper had 1.5. Oklahoma State held the Broncos (2-1) to 34 yards rushing on 31 attempts.



SCORE BY QUARTER	1	2	3	4	F
Boise State	0	7	14	0	21
Oklahoma State	0	17	17	10	44

SCORING SUMMARY

FIRST QUARTER

None

SECOND QUARTER

14:20	BSU	Hightower 31-yd pass from Rypien (Hoggarth kick)	8 plays, 65 yards, TOP: 3:43
12:08	OSU	Hill 8-yd run (Ammendola kick)	6 plays, 75 yards, TOP: 2:12
8:43	OSU	Cornelius 1-yd run (Ammendola kick)	3 plays, 7 yards, TOP: 1:16
2:12	OSU	Ammendola 22-yd field goal	11 plays, 63 yards, TOP: 4:07

THIRD QUARTER

13:03	OSU	Ammendola 48-yd field goal	8 plays, 44 yards, TOP: 1:57
9:18	BSU	Richardson 34-yd pass from Rypien (Hoggarth kick)	8 plays, 75 yards, TOP: 3:45
6:40	OSU	Stoner 32-yd pass from Cornelius (Ammendola kick)	8 plays, 68 yards, TOP: 2:38
5:11	OSU	Green 13-yd blocked punt return (Ammendola kick)	
1:30	BSU	Blakley 5-yd pass from Rypien (Hoggarth kick)	11 plays, 65 yards, TOP: 3:41

FOURTH QUARTER

11:07	OSU	Ammendola 23-yd field goal	14 plays, 69 yards, TOP: 5:23
4:16	OSU	Cornelius 6-yd run (Ammendola kick)	5 plays, 72 yards, TOP: 2:37

TEAM STATISTICS

	BOISE STATE	OKLAHOMA STATE
First Downs	23	19
Net Yards Rushing	34	176
Net Yards Passing	380	246
Completions-Attempts-Int.	39-56-0	16-27-0
Total Offense (plays-yards)	87-414 (4.8)	65-422 (6.5)
Fumbles: Number-Lost	4-1	0-0
Penalties: Number-Yards	5-40	4-25
Punts-Yards	5-118 (23.6)	3-111 (37.0)
Kickoff returns-Yds-TD	3-58-0 (19.3)	1-32-0 (32.0)
Punt returns-Yards-TD	1-16-0 (16.0)	2-37-1 (18.5)
Interceptions-Yds-TD	0-0-0	0-0-0
Time of Possession	34:34	25:26
Third-Down Conversions	11-of-22	7-of-13
Fourth-Down Conversions	3-of-4	0-of-0
Red-Zone Scores-Chances	1-for-3	5-for-5
Sacks By: Number-Yards	3-19	7-49

INDIVIDUAL STATISTICS

Boise State

Rushing (Rushes-Yards-TDs): Mattison (14-53-0), Hightower (3-10-0), Shakir (1-3-0), Mahone (1-0-0), Van Buren (1-{-2}-0), Rypien (11-{-30}-0)
 Passing (Comp.-Att.-TD-Int.-Yards): Rypien (39-56-3-0-380)
 Receiving (Receptions-Yards-TDs): Thomas (8-52-0), Richardson (6-70-1), Butler (6-55-0), Blakley (6-30-1), Modster (4-56-0), Bates (4-49-0), Hightower (3-44-1), Shakir (1-19-0), Mattison (1-5-0)
 Interceptions: None
 Sacks: Frazier (2.0), Miles (1.0)

Oklahoma State

Rushing (Rushes-Yards-TDs): Hill (15-123-1), Cornelius (16-41-2), King (5-16-0), Team (1-{-2}-0), Hubbard (1-{-2}-0)
 Passing (Comp.-Att.-TD-Int.-Yards): Cornelius (15-26-1-0-243), Stoner (1-1-0-0-3)
 Receiving (Receptions-Yards-TDs): Wallace (5-105-0), Stoner (5-68-1), McCleskey (3-26-0), Johnson (1-35-0), King (1-9-0), Cornelius (1-3-0)
 Interceptions: None
 Sacks: Brailford (2.0), Owens (2.0), Harper (1.5), Bernard (1.0), Bundage (0.5)

40


GAME FOUR

Boise State @
Wyoming

Sept. 29, 2018

War Memorial Stadium • Laramie, Wyo.
Att.: 22,271 • TV: CBS SN

LARAMIE, Wyo. (AP) -- Brett Rypien recorded his fourth consecutive 300-yard passing game this season, putting up two touchdowns and 342 yards through the air in leading Boise State over Wyoming 34-14 Saturday in a game played in hazy conditions caused by smoke from a forest fire burning in the area. Rypien completed 28 of 42 pass attempts for the Broncos (3-1, 1-0 Mountain West Conference) who scored on four of their first six possessions in the first half to gain a 24-0 halftime advantage and were never threatened the rest of the game.



SCORE BY QUARTER	1	2	3	4	F
Boise State	7	17	3	7	34
Wyoming	0	0	7	7	14

SCORING SUMMARY

FIRST QUARTER

9:39 BSU Mattison 13-yd run (Hoggarth kick) 11 plays, 75 yards, TOP: 5:21

SECOND QUARTER

11:02	BSU	Richardson 21-yd pass from Rypien (Hoggarth kick)	15 plays, 87 yards, TOP: 6:21
5:42	BSU	Shakir 2-yd run (Hoggarth kick)	5 plays, 92 yards, TOP: 2:05
0:35	BSU	Hoggarth 30-yd field goal	8 plays, 30 yards, TOP: 2:37

THIRD QUARTER

14:49	WY	Evans 75-yd run (Rothe kick)	1 play, 75 yards, TOP: 0:11
9:23	BSU	Hoggarth 33-yd field goal	16 plays, 66 yards, TOP: 5:22

FOURTH QUARTER

6:29	BSU	Hightower 41-yd pass from Rypien (Hoggarth kick)	4 plays, 51 yards, TOP: 1:44
5:47	WY	Price 72-yd pass from Vander Waal (Rothe kick)	2 plays, 75 yards, TOP: 0:42

TEAM STATISTICS

	BOISE STATE	WYOMING
First Downs	29	11
Net Yards Rushing	161	81
Net Yards Passing	345	214
Completions-Attempts-Int.	29-43-0	15-26-0
Total Offense (plays-yards)	89-506 (5.7)	50-295 (5.9)
Fumbles: Number-Lost	2-0	1-1
Penalties: Number-Yards	9-71	6-59
Punts-Yards	4-173 (43.2)	7-232 (31.1)
Kickoff returns-Yds-TD	1-18-0 (18.0)	0-0-0 (0.0)
Punt returns-Yards-TD	4-{-4}-0 (-1.0)	2-4-0 (2.0)
Interceptions-Yds-TD	0-0-0	0-0-0
Time of Possession	40:13	19:47
Third-Down Conversions	11-of-20	2-of-11
Fourth-Down Conversions	1-of-1	0-of-2
Red-Zone Scores-Chances	4-for-4	0-for-0
Sacks By: Number-Yards	5-53	2-3

INDIVIDUAL STATISTICS

Boise State

Rushing (Rushes-Yards-TDs): Mattison (20-57-1), Mahone (8-35-0), Van Buren (3-28-0), Cord (3-18-0), Shakir (3-13-0), Rypien (7-6-0), Hightower (1-5-0), Team (1-{-1}-0)
 Passing (Comp.-Att.-TD-Int.-Yards): Rypien (28-42-2-0-342), Cord (1-1-0-0-3)
 Receiving (Receptions-Yards-TDs): Modster (7-88-0), Richardson (6-113-1), Hightower (4-79-1), Mattison (3-15-0), Butler (3-11-0), Mahone (2-15-0), Evans (1-11-0), Thomas (1-6-0), Shakir (1-4-0), Blakley (1-3-0)
 Sacks: Frazier (1.0), Hatada (1.0), Maeva (1.0), Pierce (1.0), Weaver (1.0)

Wyoming

Rushing (Rushes-Yards-TDs): Evans (12-141-1), Bigelow (2-6-0), Ismail, Jr. (1-3-0), Price (1-{-5}-0), Team (1-{-11}-0), Vander Waal (7-{-53}-0)
 Passing (Comp.-Att.-TD-Int.-Yards): Vander Waal (15-25-1-0-214)
 Receiving (Receptions-Yards-TDs): Ismail, Jr. (5-66-0), Mayfield (3-42-0), Conway (3-22-0), Price (2-77-1), Evans (2-7-0)
 Interceptions: None
 Sacks: Crall (1.0), Granderson (1.0)

GAME-BY-GAME SUMMARIES

GAME FIVE

San Diego State @

Boise State

Oct. 6, 2018

Albertsons Stadium • Boise, Idaho

Att.: 36,679 • TV: ESPNU

BOISE, Idaho (AP) -- San Diego State running back Jordan Byrd scored on a 72-yard touchdown run and the Aztecs' defense shut down Boise State's high-scoring offense to upset the Broncos 19-13 on Saturday afternoon.

The Aztecs needed only 267 yards of offense to pull off the victory without their starting quarterback Christian Chapman or leading rusher Juwan Washington.



SCORE BY QUARTER	1	2	3	4	F
San Diego State	3	10	0	6	19
Boise State	7	0	0	6	13

SCORING SUMMARY

FIRST QUARTER

9:14 SDSU Baron 36-yd field goal 4 plays, 5 yards, TOP: 1:29
6:48 BSU Mattison 1-yd run (Velazquez kick) 3 plays, 4 yards, TOP: 1:06

SECOND QUARTER

13:09 SDSU Baron 41-yd field goal 6 plays, 7 yards, TOP: 1:51
4:36 SDSU Jasmin 2-yd run (Baron kick) 2 plays, 17 yards, TOP: 0:52

THIRD QUARTER

None

FOURTH QUARTER

10:10 SDSU Byrd 72-yd run (pass failed) 5 plays, 95 yards, TOP: 2:57
3:05 BSU Mattison 1-yd run (kick failed) 11 plays, 73 yards, TOP: 2:02

TEAM STATISTICS

	SAN DIEGO STATE	BOISE STATE
First Downs	9	16
Net Yards Rushing	154	51
Net Yards Passing	113	178
Completions-Attempts-Int.	8-15-0	22-44-3
Total Offense (plays-yards)	59-267 (4.5)	80-229 (2.9)
Fumbles: Number-Lost	2-2	1-0
Penalties: Number-Yards	8-55	6-52
Punts-Yards	8-359 (44.9)	9-352 (39.1)
Kickoff returns-Yds-TD	0-0-0 (0.0)	1-26-0 (26.0)
Punt returns-Yards-TD	1-{-13}-0 (-13.0)	5-16-0 (3.2)
Interceptions-Yds-TD	3-16-0	0-0-0
Time of Possession	30:52	29:08
Third-Down Conversions	3-of-15	6-of-19
Fourth-Down Conversions	0-of-1	1-of-3
Red-Zone Scores-Chances	3-for-3	2-for-2
Sacks By: Number-Yards	4-30	4-22

INDIVIDUAL STATISTICS

Boise State

Rushing (Rushes-Yards-TDs): Mattison (25-66-2), Cord (2-6-0), Hightower (1-3-0), Team (1-{-10}-0, Rypien (7-{-14}-0)
Passing (Comp.-Att.-TD-Int.-Yards): Rypien (21-42-0-2-170), Cord (1-3-0-1-8)
Receiving (Receptions-Yards-TDs): Richardson (5-38-0), Modster (4-44-0), Hightower (4-27-0), Thomas (3-39-0), Butler (2-4-0), Shakir (1-15-0), Mattison (1-9-0), Blakley (1-1-0), Evans (1-1-0)
Interceptions: None
Sacks: Locher (1.0), Miles (1.0), Weaver (1.0), Whimpey (1.0)

San Diego State

Rushing (Rushes-Yards-TDs): Jasmin (26-78-1), Byrd (3-76-1), Thomas (2-4-0), Agnew (9-0-0), Team 4-{-4}-0)
Passing (Comp.-Att.-TD-Int.-Yards): Agnew (8-15-0-0-113)
Receiving (Receptions-Yards-TDs): Trevillion (3-57-0), Jasmin (2-4-0), Busbee (1-24-0), Warring (1-24-0), Houston (1-4-0)
Interceptions: Hall (1), Lakalaka (1), Thompson (1)
Sacks: Hall (1.0), Moore (1.0), Tezino (1.0), Team (1.0)

GAME SIX

Boise State @

Nevada

Oct. 13, 2018

Mackay Stadium • Reno, Nev.

Att.: 21,431 • TV: CBS SN

RENO, Nev. (AP) -- Brett Rypien threw for 299 yards and two touchdowns as Boise State held on for a 31-27 win over Nevada on Saturday night.

The contest included four lead changes in the first half, and both teams scored on their first two possessions of the second half before the Broncos pulled away with a 17-play, eight minute, 20 second drive in the fourth quarter.



SCORE BY QUARTER	1	2	3	4	F
Boise State	7	10	14	0	31
Nevada	10	7	10	0	27

SCORING SUMMARY

FIRST QUARTER

11:44 NEV Ahmed 35-yd field goal 9 plays, 58 yards TOP: 3:16
6:25 BSU Hightower 88-yd run (Hoggarth kick) 1 play, 88 yards TOP: 0:12
2:17 NEV Kincaide 21-yd run (Ahmed kick) 2 plays, 44 yards TOP: 0:31

SECOND QUARTER

13:49 BSU Horton 99-yd INT return (Hoggarth kick) 0 plays, 0 yards TOP: 0:00
0:42 NEV Cooks 11-yd pass from Gangi (Ahmed kick) 5 plays, 35 yards TOP: 0:49
0:00 BSU Hoggarth 31-yd field goal 7 plays, 55 yards TOP: 0:37

THIRD QUARTER

10:12 BSU Thomas 36-yd pass from Rypien (Hoggarth kick) 10 plays, 75 yards TOP: 4:48
6:51 NEV Mannix 50-yd pass from Gangi (Ahmed kick) 9 plays, 77 yards TOP: 3:14
5:37 BSU Richardson 41-pass from Rypien (Hoggarth kick) 3 plays, 69 yards TOP: 1:06
1:21 NEV Ahmed 28-yd field goal 12 plays, 56 yards TOP: 4:11

FOURTH QUARTER

None

TEAM STATISTICS

	BOISE STATE	NEVADA
First Downs	24	23
Net Yards Rushing	207	82
Net Yards Passing	299	304
Completions-Attempts-Int.	28-38-3	24-42-1
Total Offense (plays-yards)	78-506 (6.5)	66-386 (5.8)
Fumbles: Number-Lost	1-1	3-2
Penalties: Number-Yards	9-108	4-20
Punts-Yards	2-67 (33.5)	3-121 (40.3)
Kickoff returns-Yds-TD	3-72-0 (24.0)	3-75-0 (25.0)
Punt returns-Yards-TD	0-0-0 (0.0)	0-0-0 (0.0)
Interceptions-Yds-TD	1-99-1	3-64-0
Time of Possession	35:09	24:51
Third-Down Conversions	11-of-18	5-of-13
Fourth-Down Conversions	2-of-3	2-of-2
Red-Zone Scores-Chances	1-for-1	3-for-4
Sacks By: Number-Yards	1-6	2-6

INDIVIDUAL STATISTICS

Boise State

Rushing (Rushes-Yards-TDs): Hightower (2-90-1), Mattison (24-69-0), Rypien (7-24-0), Mahone (4-19-0), Van Buren (1-3-0), Shakir (1-2-0), Kafentzis (1-0-0)
Passing (Comp.-Att.-TD-Int.-Yards): Rypien (28-38-2-3-299)
Receiving (Receptions-Yards-TDs): Modster (6-51-0), Richardson (4-79-1), Butler (4-34-0), Mattison (4-28-0), Thomas (3-50-1), Hightower (3-22-0), Shakir (3-16-0), Collingham (1-19-0)
Interceptions: Horton (1)
Sacks: Frazier (0.5), Miles (0.5)

Nevada

Rushing (Rushes-Yards-TDs): Moore (8-35-0), Kincaide (2-20-1), Taula (9-16-0), Lee (3-15-0), Gangi (2-{-4}-0)
Passing (Comp.-Att.-TD-Int.-Yards): Gangi (24-42-2-1-304)
Receiving (Receptions-Yards-TDs): Doubs (5-78-0), Mannix (4-109-1), Cooks (4-58-1), Moore (4-12-0), Fossum (3-10-0), Taula (2-20-0), O'Leary-Orange (1-14-0), Carter-Wells (1-6-0), Henley (0-{-3}-0)
Interceptions: Baber (2), Sewell (1)
Sacks: Reed (1.0), Green (0.5), Hammond (0.5)

GAME-BY-GAME SUMMARIES

GAME SEVEN Colorado State

@ Boise State

Oct. 19, 2018

Albertsons Stadium • Boise, Idaho
Att.: 32,299 • TV: ESPN2

BOISE, Idaho (AP) -- Brett Rypien threw for 308 yards and four touchdowns to lead Boise State over Colorado State 56-28.

Boise State, which had to rally from a 35-10 halftime deficit last season against the Rams, flipped the script this time in racing out to a 35-7 halftime lead and never looked back.



SCORE BY QUARTER	1	2	3	4	F
Nevada	0	7	7	14	28
Boise State	21	14	7	14	56

SCORING SUMMARY

FIRST QUARTER

12:39 BSU Richardson 13-yd pass from Rypien (Hoggarth kick) 6 plays, 75 yards TOP: 2:21
4:15 BSU Richardson 35-yd pass from Rypien (Hoggarth kick) 12 plays, 80 yards TOP: 5:31
0:00 BSU Kaniho 74-yd punt return (Hoggarth kick) 0 plays, 0 yards TOP: 0:00

SECOND QUARTER

10:11 BSU Mattison 3-yd run (Hoggarth kick) 7 plays, 77 yards TOP: 2:44
0:24 BSU Modster 17-yd pass from Rypien (Hoggarth kick) 3 plays, 32 yards TOP: 0:27
0:02 CSU Williams 47-yd pass from Carta-Samuels (Bryan kick) 2 plays, 75 yards TOP: 0:22

THIRD QUARTER

6:13 CSU Jackson 8-yd pass from Carta-Samuels (Bryan kick) 6 plays, 87 yards TOP: 2:13
3:09 BSU Collingham 4-yd run (Hoggarth kick) 7 plays, 53 yards TOP: 3:04

FOURTH QUARTER

11:45 BSU Modster 25-yd pass from Rypien (Hoggarth kick) 5 plays, 41 yards TOP: 2:29
9:01 CSU Jackson 10-yd pass from Hill (Bryan kick) 7 plays, 83 yards TOP: 2:37
8:54 BSU Williams 44-yd kickoff return (Hoggarth kick) 0 plays, 0 yards TOP: 0:00
4:48 CSU Matthews 5-yd run (Byran kick) 11 plays, 75 yards TOP: 4:06

TEAM STATISTICS

	COLORADO STATE	BOISE STATE
First Downs	27	26
Net Yards Rushing	116	150
Net Yards Passing	373	322
Completions-Attempts-Int.	31-44-2	23-27-0
Total Offense (plays-yards)	69-489 (7.1)	64-472 (7.4)
Fumbles: Number-Lost	3-1	1-0
Penalties: Number-Yards	8-65	5-40
Punts-Yards	4-208 (52.0)	2-64 (32.0)
Kickoff returns-Yds-TD	4-59-0 (14.8)	2-63-1 (31.5)
Punt returns-Yards-TD	0-0-0 (0.0)	3-109-1 (36.3)
Interceptions-Yds-TD	0-0-0	2-30-0
Time of Possession	28:42	31:18
Third-Down Conversions	4-of-11	9-of-11
Fourth-Down Conversions	2-of-2	0-of-0
Red-Zone Scores-Chances	3-for-4	4-for-5
Sacks By: Number-Yards	3-15	3-29

INDIVIDUAL STATISTICS

Colorado State

Rushing (Rushes-Yards-TDs): Matthews (12-109-1), Kinsey, Jr. (9-36-0), Carta-Samuels (4-(-29)-0)

Passing (Comp.-Att.-TD-Int.-Yards): Carta-Samuels (19-30-2-2-238), Hill (12-14-1-0-135)

Receiving (Receptions-Yards-TDs): Williams (9-154-1), Jackson (9-105-2), Butler (3-19), Mathews (3-15), Kinsey, Jr. (2-36), Johnson (2-12), McElroy (1-20), McBride (1-11), Hawkins (1-1)

Interceptions: None

Sacks: Campbell (1.0), Hubbard (1.0), Thomas (1.0)

Boise State

Rushing (Rushes-Yards-TDs): Mattison (20-85-1), Thomas (1-29-0), Van Buren (7-24-0), Shakir (1-15-0), Collingham (1-4-1), Henderson (1-(-1)-0), Rypien (6-(-6)-0)

Passing (Comp.-Att.-TD-Int.-Yards): Rypien (22-26-4-0-308), Henderson (1-1-0-14)

Receiving (Receptions-Yards-TDs): Richardson (6-137-2), Thomas (5-60-0), Modster (3-61-2), Blakley (3-15-0), Collingham (2-27-0), Mattison (2-4-0), Butler (1-14-0), Pistone (1-4-0)

Interceptions: Kaniho (1), Williams (1)

Sacks: Weaver (2.5), Hatada (0.5)


GAME EIGHT Boise State

@ Air Force

Oct. 27, 2018

Falcon Stadium • USAFA, Colo.
Att.: 27,753 • TV: CBS SN

USAFA, Colo. (AP) -- Brett Rypien threw for five TDs and Boise State pulled away late to beat Air Force 48-38. Rypien completed 20 of 34 passes for 399 yards. It was his fifth 300-yard passing game of the season and 20th of his career, most in school history. Hightower finished with eight catches for 182 yards and Sean Modster had 6 receptions for 101 yards for Boise State, which won for the first time in three trips to AF. Alexander Mattison ran 22 times for 136 yards and a TD.



SCORE BY QUARTER	1	2	3	4	F
Boise State	14	14	10	10	48
Air Force	7	21	3	7	38

SCORING SUMMARY

FIRST QUARTER

12:52 BSU Hightower 44-yd pass from Rypien (Hoggarth kick) 5 plays, 75 yards TOP: 2:08
9:57 AF Fagan 17-yd run (Koehnke kick) 6 plays, 75 yards TOP: 2:55
5:56 BSU Hightower 18-yd pass from Rypien (Hoggarth kick) 9 plays, 75 yards TOP: 4:01

SECOND QUARTER

14:56 AF Bennett 20-yd pass from Sanders (Koehnke kick) 11 plays, 75 yards TOP: 6:00
11:38 BSU Richardson 21-yd pass from Rypien (Hoggarth kick) 8 plays, 79 yards TOP: 3:13
9:30 AF Sanders 5-yd run (Koehnke kick) 5 plays, 75 yards TOP: 2:08
1:12 AF Smith 32-yd pass from Saucier (Koehnke kick) 4 plays, 60 yards TOP: 1:23
0:05 BSU Thomas 35-yd pass from Rypien (Hoggarth kick) 11 plays, 79 yards TOP: 1:01

THIRD QUARTER

8:22 BSU Hoggarth 30-yd field goal 10 plays, 67 yards TOP: 4:16
6:04 BSU Mattison 1-yd run (Hoggarth kick) 2 plays, 5 yards TOP: 0:39
0:20 AF Koehnke 38-yd field goal 11 plays, 55 yards TOP: 5:44

FOURTH QUARTER

8:22 BSU Hoggarth 47-yd field goal 7 plays, 45 yards TOP: 3:01
5:24 AF Remsburg 5-yd pass from Sanders (Koehnke kick) 13 plays, 75 yards TOP: 6:50
3:21 BSU Hightower 61-yd pass from Rypien (Hoggarth kick) 5 plays, 75 yards TOP: 2:03

TEAM STATISTICS

	BOISE STATE	AIR FORCE
First Downs	26	23
Net Yards Rushing	121	201
Net Yards Passing	409	242
Completions-Attempts-Int.	22-36-0	11-16-0
Total Offense (plays-yards)	69-530 (7.7)	67-443 (6.6)
Fumbles: Number-Lost	1-0	0-0
Penalties: Number-Yards	1-15	4-25
Punts-Yards	1-40 (40.0)	3-145 (48.3)
Kickoff returns-Yds-TD	4-74-0 (18.5)	0-0-0 (0.0)
Punt returns-Yards-TD	2-68-0 (34.0)	0-0-0 (0.0)
Interceptions-Yds-TD	0-0-0	0-0-0
Time of Possession	27:09	32:51
Third-Down Conversions	7-of-12	6-of-13
Fourth-Down Conversions	1-of-2	2-of-3
Red-Zone Scores-Chances	4-for-4	5-for-5
Sacks By: Number-Yards	2-19	2-18

INDIVIDUAL STATISTICS

Boise State

Rushing (Rushes-Yards-TDs): Mattison (22-136-1), Mahone (2-12-0), Shakir (2-4-0), Thomas (1-(-2)-0), Team (3-(-10)-0), Rypien (3-(-19)-0)

Passing (Comp.-Att.-TD-Int.-Yards): Rypien (20-34-5-0-399), Shakir (2-2-0-10)

Receiving (Receptions-Yards-TDs): Hightower (8-182-3), Modster (6-101-0), Thomas (3-53-1), Richardson (2-33-1), Shakir (1-27-0), Mahone (1-10-0), Bates (1-3-0)

Interceptions: None

Sacks: Brazier (1.0), Wimpey (1.0)

Air Force

Rushing (Rushes-Yards-TDs): I. Sanders (28-97-1), Fagan (14-67-1), Remsburg (3-22-0), Birdow (5-17-0), Team (1-(-2)-0)

Passing (Comp.-Att.-TD-Int.-Yards): I. Sanders (10-15-2-0-210), Saucier (1-1-1-0-32)

Receiving (Receptions-Yards-TDs): Smith (3-57-1), Saucier (2-77-0), Remsburg (2-10-1), Waguespack (1-37-0), Lewis (1-28-0), Bennett (1-20-1), G. Sanders (1-13-0)

Interceptions: None

Sacks: Fifita (1.0), Floyd (1.0)

GAME-BY-GAME SUMMARIES

GAME NINE

BYU

@ Boise State

Nov. 3, 2018

Albertsons Stadium • Boise, Idaho


Att.: 35,241 • TV: ESPN2

BOISE, Idaho (AP) -- Brett Rypien threw for 214 yards and a touchdown and Boise State held off upset-minded BYU 21-16.

Boise State leaned heavily on its defense to secure the victory. The Broncos registered seven sacks and nine tackles for loss.

Boise State led 14-6 at halftime before trading touchdowns with the Cougars in the third quarter. But BYU made things interesting after a 41-yard field goal by Skyler Southam with 4:35 left cut the Boise State lead to 21-16.

After the Cougars defense forced a Boise State punt with 2:05 remaining, Zach Wilson led the Cougars from their own 13 to the Boise State 2 with seven seconds remaining. However, on the final play, Tyson Maeva and Scale Igiehon combined for a sack on Wilson, preserving the victory.



SCORE BY QUARTER	1	2	3	4	F
BYU	0	6	7	3	16
Boise State	14	0	7	0	21

SCORING SUMMARY

FIRST QUARTER

9:27 BSU Mattison 1-yd run (Hoggarth kick) 7 plays, 41 yards TOP: 4:04

0:54 BSU Richardson 7-yd pass from Rypien (Hoggarth kick) 11 plays, 69 yards TOP: 4:59

SECOND QUARTER

9:08 BYU Southam 26-yd field goal 12 plays, 67 yards TOP: 5:01

4:58 BYU Southam 43-yd field goal 7 plays, -7 yards TOP: 3:56

THIRD QUARTER

9:46 BYU Wildson 4-yd run (Southam kick) 5 plays, 68 yards TOP: 2:00

1:44 BSU Mattison 3-yd run (Hoggarth kick) 16 plays, 79 yards TOP: 8:02

FOURTH QUARTER

6:32 BYU Southam 41-yd field goal 12 plays, 42 yards TOP: 4:35

TEAM STATISTICS

	BYU	BOISE STATE
First Downs	21	20
Net Yards Rushing	96	113
Net Yards Passing	292	214
Completions-Attempts-Int.	19-29-0	23-35-1
Total Offense (plays-yards)	67-388 (5.8)	72-327 (4.5)
Fumbles: Number-Lost	3-3	1-1
Penalties: Number-Yards	8-58	7-81
Punts-Yards	2-77 (38.5)	3-118 (39.3)
Kickoff returns-Yds-TD	2-21-0 (10.5)	3-51-0 (17.0)
Punt returns-Yards-TD	1-11-0 (11.0)	0-0-0 (0.0)
Interceptions-Yds-TD	1-31-0	0-0-0
Time of Possession	27:31	32:29
Third-Down Conversions	3-of-12	8-of-14
Fourth-Down Conversions	2-of-2	1-of-2
Red-Zone Scores-Chances	3-for-5	3-for-4
Sacks By: Number-Yards	2-5	7-53

INDIVIDUAL STATISTICS

BYU

Rushing (Rushes-Yards-TDs): Hadley (11-39-0), Wilson (18-36-1), Collie (1-18-0), Canada (5-15-0), Katoa (1-8-0), Hall (1-(-2)-0), Team (1-(-18)-0)

Passing (Comp.-Att.-TD-Int.-Yards): Wilson (18-27-0-0-252), Pau'u (1-1-0-0-40), Team (0-1-0-0-0)

Receiving (Receptions-Yards-TDs): Collie (4-38-0), Shumway (3-62-0), Pau'u (3-19-0), Romney (2-22-0), El-Bakri (2-21-0), Hadley (1-59-0), Bushman (1-40-0), Hifo (1-18-0), Holker (1-7-0), Davis (1-6-0)

Interceptions: Shelton (1)

Sacks: Pili (1.0), C. Kaufusi (1.0)

Boise State

Rushing (Rushes-Yards-TDs): Mattison (25-89-2), Mahone (5-24-0), Van Buren (1-1-0), Shakir (1-0-0), Rypien (5-(-1)-0)

Passing (Comp.-Att.-TD-Int.-Yards): Rypien (23-35-1-1-214)

Receiving (Receptions-Yards-TDs): Mattison (5-40-0), Richardson (4-53-1), Mahone (3-17-0), Shakir (3-15-0), Thomas (2-41-0), Butler (2-22-0), Modster (2-18-0), Hightower (1-8-0), Blakley (1-0-0)

Interceptions: None

Sacks: Weaver (2.0), Igiehon (1.5), Maeva (1.5), Frazier (1.0), Kaniho (1.0)

GAME 10

Fresno State

@ Boise State

Nov. 9, 2018

Albertsons Stadium • Boise, Idaho


Att.: 33,118 • TV: ESPN2

BOISE, Idaho (AP) — Brett Rypien threw for 269 yards and Alexander Mattison rushed for 144 yards and a pair of touchdowns to lead Boise State to a 24-17 upset over No. 16 Fresno State.

Boise State beat a ranked team for the first time in November in program history to keep its conference title aspirations alive.

Fresno State entered the game as the nation's No. 2 scoring defense and had only given up three touchdowns in conference play before facing the Broncos.

Rypien, who became the Mountain West's all-time passing leader in both yards and receptions, hit Khalil Shakir in stride on a 49-yard scoring strike with 9:22 remaining in the fourth quarter to give the Broncos a 24-17 lead.



SCORE BY QUARTER	1	2	3	4	F
Fresno State	0	10	7	0	17
Boise State	3	0	7	14	24

SCORING SUMMARY

FIRST QUARTER

6:37 BSU Hoggarth 35-yd field goal 9 plays, 62 yards TOP: 4:05

SECOND QUARTER

14:12 FS Johnson 3-yd pass from McMaryion (Fuller kick) 9 plays, 83 yards TOP: 2:51

0:00 FS Fuller 47-yd field goal 7 plays, 37 yards TOP: 1:14

THIRD QUARTER

11:42 FS Rivers 1-yd run (Fuller kick) 7 plays, 75 yards TOP: 3:18

5:56 BSU Mattison 7-yd run (Hoggarth kick) 12 plays, 70 yards TOP: 5:40

FOURTH QUARTER

14:57 BSU Mattison 1-yd run (Hoggarth kick) 11 plays, 59 yards TOP: 5:15

9:22 BSU Shakir 49-yd pass from Rypien (Hoggarth kick) 7 plays, 83 yards TOP: 2:31

TEAM STATISTICS

	FRESNO STATE	BOISE STATE
First Downs	22	24
Net Yards Rushing	107	179
Net Yards Passing	283	269
Completions-Attempts-Int.	24-35-0	24-30-1
Total Offense (plays-yards)	63-390 (6.2)	74-448 (6.1)
Fumbles: Number-Lost	1-0	0-0
Penalties: Number-Yards	9-61	4-45
Punts-Yards	4-159 (39.8)	2-69 (34.5)
Kickoff returns-Yds-TD	3-54-0 (18.0)	3-74-0 (24.7)
Punt returns-Yards-TD	0-0-0 (0.0)	2-6-0 (3.0)
Interceptions-Yds-TD	1-33-0	0-0-0
Time of Possession	25:34	34:26
Third-Down Conversions	2-of-10	10-of-16
Fourth-Down Conversions	1-of-2	1-of-2
Red-Zone Scores-Chances	2-for-2	3-for-4
Sacks By: Number-Yards	1-3	3-24

INDIVIDUAL STATISTICS

Fresno State

Rushing (Rushes-Yards-TDs): Mims (8-47-0), Rivers (7-33-1), McMaryion (9-12-0), Grim (2-8-0), Hokit (2-7-0)

Passing (Comp.-Att.-TD-Int.-Yards): McMaryion (24-35-1-0-283)

Receiving (Receptions-Yards-TDs): Johnson (8-95-1), Rivers (7-60-0), Grim (4-57-0), Rice (3-43-0), Hokit (1-22-0), Jordan (1-6-0)

Interceptions: Hughes (1)

Sacks: Helmuth (1)

Boise State

Rushing (Rushes-Yards-TDs): Mattison (30-144-2), Rypien (8-30-0), Shakir (2-5-0), Mahone (2-2-0), Hoggarth (1-(-1)-0), Team 1-(-1)-0

Passing (Comp.-Att.-TD-Int.-Yards): Rypien (24-29-1-1-269), Thomas (0-1-0-0-0)

Receiving (Receptions-Yards-TDs): Richardson (5-66-0), Modster (5-63-0), Shakir (4-59-1), Mattison (3-15-0), Blakley (2-17-0), Butler (2-14-0), Bates (1-15-0), Mahone (1-10-0), Thomas (1-10-0)

Interceptions: None

Sacks: Watson (1.0), Weaver (1.0), Lashley (0.5), Maeva (0.5)

GAME-BY-GAME SUMMARIES

GAME 11

Boise State

@ New Mexico

Nov. 16, 2018

Dreamstyle Stadium • Albuquerque

Att.: 16,883 • TV: CBS SN

ALBUQUERQUE, N.M. (AP) — Sean Modster caught a career-best three touchdowns passes to lead No. 23 Boise State to a 45-14 victory over New Mexico.

The Broncos took advantage of three turnovers by the Lobos that they turned into 24 points.

Modster finished with a career-high nine catches for 129 yards. Broncos quarterback Brett Rypien was an efficient 17 for 27 for 222 yards and the three scores, while running back Alexander Mattison added 145 yards and a touchdown.



SCORE BY QUARTER	1	2	3	4	F
Boise State	14	10	7	14	45
New Mexico	0	7	0	7	14

SCORING SUMMARY

FIRST QUARTER

12:38	BSU	Modster 15-yd pass from Rypien (Hoggarth kick)	6 plays, 75 yards TOP: 2:22
2:21	BSU	Modster 16-yd pass from Rypien (Hoggarth kick)	13 plays, 80 yards TOP: 6:26

SECOND QUARTER

13:07	NM	Wigilant 1-yd run (Shelley kick)	10 plays, 75 yards TOP: 4:14
9:38	BSU	D. Williams 9-yd fumble return (Hoggarth kick)	0 plays, 0 yards TOP: 0:00
0:39	BSU	Hoggarth 34-yd field goal	7 plays, 63 yards TOP: 1:02

THIRD QUARTER

11:07	BSU	Modster 5-yd pass from Rypien (Hoggarth kick)	7 plays, 29 yards TOP: 3:13
-------	-----	---	-----------------------------

FOURTH QUARTER

10:50	NM	Hayes 86-yd punt return (Shelley kick)	0 plays, 0 yards TOP: 0:00
8:18	BSU	Mattison 41-yd run (Hoggarth kick)	1 play, 41 yards TOP: 0:09
1:14	BSU	Van Buren 8-yd run (Hoggarth kick)	7 plays, 51 yards TOP: 4:01

TEAM STATISTICS

	BOISE STATE	NEW MEXICO
First Downs	30	15
Net Yards Rushing	227	159
Net Yards Passing	222	103
Completions-Attempts-Int.	17-27-0	8-14-1
Total Offense (plays-yards)	68-449 (6.6)	59-262 (4.4)
Fumbles: Number-Lost	0-0	2-2
Penalties: Number-Yards	5-30	4-41
Punts-Yards	3-120 (40.0)	3-114 (38.0)
Kickoff returns-Yds-TD	0-0-0 (0.0)	1-13-0 (13.0)
Punt returns-Yards-TD	2-(-1)-0 (-0.5)	1-86-1 (86.0)
Interceptions-Yds-TD	1-0-0	0-0-0
Time of Possession	30:56	29:04
Third-Down Conversions	4-of-10	4-of-10
Fourth-Down Conversions	0-of-0	1-of-2
Red-Zone Scores-Chances	5-for-6	1-for-2
Sacks By: Number-Yards	2-8	3-13

INDIVIDUAL STATISTICS

Boise State

Rushing (Rushes-Yards-TDs): Mattison (20-145-1), Henderson (3-25-0), Van Buren (5-23-1), Mahone (4-14-0), Bowens (1-11-0), Rypien (7-6-0), Seibold (1-3-0)
 Passing (Comp.-Att.-TD-Int.-Yards): Rypien (17-27-3-0-222)
 Receiving (Receptions-Yards-TDs): Modster (9-129-3), Mattison (3-40-0), Thomas (2-23-0), Blakley (2-22-0), Richardson (1-8-0)
 Interceptions: Kaniho (1)
 Sacks: Weaver (1.0), Noa (0.5), Watson (0.5)

New Mexico

Rushing (Rushes-Yards-TDs): Jones (12-56-0), Owens (14-41-0), Carroll (9-35-0), Vigilant (7-23-1), Shuler (3-4-0)
 Passing (Comp.-Att.-TD-Int.-Yards): Jones (8-13-0-1-103), Carroll (0-1-0-0-0)
 Receiving (Receptions-Yards-TDs): Hart-Johnson (4-77-0), Molina (1-15-0), Williams (1-9-0), Harris (1-3-0), Griffin IV (1-(-1)-0)
 Interceptions: None
 Sacks: Austin (1.5), Shook (1.0), Tamaivena (0.5)

GAME 12

Utah State

@ Boise State

Nov. 24, 2018

Albertsons Stadium • Boise, Idaho

Att.: 35,960 • TV: ESPN

BOISE, Idaho -- Brett Rypien threw for 310 yards and a touchdown, Alexander Mattison rushed for 200 yards and three scores, and No. 21 Boise State beat No. 14 Utah State to clinch the Mountain West Mountain Division title.

Rypien set a Mountain West Conference record with his 21st-career 300-yard passing game while Mattison finished with a career-high 37 carries and his second-career 200-yard game on the ground. CT Thomas caught six passes for a career-high 89 yards.



SCORE BY QUARTER	1	2	3	4	F
Utah State	7	7	0	10	24
Boise State	7	10	3	13	33

SCORING SUMMARY

FIRST QUARTER

11:14	USU	Greene 9-yd pass from Love (Eberle kick)	9 plays, 75 yards TOP: 3:46
2:35	BSU	Mattison 2-yd run (Hoggarth kick)	7 plays, 39 yards TOP: 3:07

SECOND QUARTER

14:45	BSU	Hoggarth 23-yd field goal	6 plays, 70 yards TOP: 1:51
10:09	BSU	Mattison 1-yd run (Hoggarth kick)	7 plays, 34 yards TOP: 3:16
7:34	USU	Tarver 12-yd pass from Love (Eberle kick)	9 plays, 75 yards TOP: 2:35

THIRD QUARTER

7:09	BSU	Hoggarth 27-yd field goal	4 plays, 49 yards TOP: 1:41
------	-----	---------------------------	-----------------------------

FOURTH QUARTER

14:53	USU	Eberle 45-yd field goal	7 plays, 58 yards TOP: 1:25
7:23	BSU	Collingham 1-yd pass from Rypien (pass failed)	14 plays, 75 yards TOP: 7:30
3:12	USU	Bright 83-yd pass from Love (Eberle kick)	6 plays, 85 yards TOP: 1:25
:04	BSU	Mattison 1-yd run (Hoggarth kick)	6 plays, 75 yards TOP: 3:08

TEAM STATISTICS

	UTAH STATE	BOISE STATE
First Downs	18	20
Net Yards Rushing	62	199
Net Yards Passing	363	310
Completions-Attempts-Int.	29-47-1	23-32-0
Total Offense (plays-yards)	66-425 (6.4)	77-509 (6.6)
Fumbles: Number-Lost	1-1	0-0
Penalties: Number-Yards	8-72	7-69
Punts-Yards	5-152 (30.4)	5-215 (43.0)
Kickoff returns-Yds-TD	2-52-0 (26.0)	2-39-0 (19.5)
Punt returns-Yards-TD	2-21-0 (10.5)	1-0-0 (0.0)
Interceptions-Yds-TD	0-0-0	1-9-0
Time of Possession	21:36	38:24
Third-Down Conversions	4-of-13	8-of-18
Fourth-Down Conversions	1-of-2	2-of-3
Red-Zone Scores-Chances	2-for-2	6-for-7
Sacks By: Number-Yards	3-17	1-7

INDIVIDUAL STATISTICS

Utah State

Rushing (Rushes-Yards-TDs): Thompson (11-61-0), Bright (5-8-0), Raymond (1-0-0), Love (2-(-7)-0)
 Passing (Comp.-Att.-TD-Int.-Yards): Love (29-47-3-1-363)
 Receiving (Receptions-Yards-TDs): Greene (8-47-1), Vaughns (7-107-0), Tarver (6-76-1), Nathan (3-17-0), Raymond (2-22-0), Bright (1-83-1), Nelson (1-6-0), Thompkins (1-5-0)
 Interceptions: None
 Sacks: Andersen (1.0), Te'i (1.0), Woodward (1.0)

Boise State

Rushing (Rushes-Yards-TDs): Mattison (37-200-3), Van Buren (2-7-0), Rypien (6-(-8)-0)
 Passing (Comp.-Att.-TD-Int.-Yards): Rypien (23-32-1-0-310)
 Receiving (Receptions-Yards-TDs): Thomas (6-89-0), Modster (5-81-0), Richardson (4-77-0), Mattison (3-12-0), Bates (2-35-0), Butler (2-15-0), Collingham (1-1-1)
 Interceptions: Kaniho (1)
 Sacks: Whitney (1.0)

2018 ROSTERS

NUMERICAL

ALPHABETICAL

NO	NAME	POS	NO.	NAME	POS	HT	WT	CL	EX	HOMETOWN (HS/JC)
1	Octavius Evans	WR	75	Kole Bailey	OL	6-4	292	RS-SO	SQ	Twin Falls, Idaho (Twin Falls HS)
2	Khalil Shakir	WR	85	John Bates	TE	6-6	246	RS-SO	1L	Lebanon, Ore. (Lebanon HS)
3	Brandon Hawkins	SLB	94	Blake Biby	LS	5-9	190	SO	TR	Rancho Cucamonga, Calif. (Ontario Christian HS/Incarnate Word)
3	Riley Smith	QB	86	Chase Blakley	TE	6-4	239	RS-SR	1L	Coeur d'Alene, Idaho (Coeur d'Alene HS)
4	DeAndre Pierce	S	18	Billy Bowens	WR	6-1	183	FR	HS	Redlands, Calif. (Redlands East Valley HS)
4	Brett Rypien	QB	81	Akilian Butler	WR	5-10	192	RS-JR	2L	Dallas, Texas (West Mesquite HS)
5	Garrett Collingham	TE	42	Daniel Cantrell	TE	6-0	225	RS-FR	RS	Boise, Idaho (Bishop Kelly HS)
5	Evan Tyler	S	76	Ezra Cleveland	OL	6-6	309	RS-SO	1L	Spanaway, Wash. (Bethel HS)
6	CT Thomas	WR	82	Stefan Cobbs	WR	6-0	177	FR	HS	Keller, Texas (Fossil Ridge HS)
7	Ezekiel Noa	WLB	83	Damon Cole	WR	6-0	175	RS-FR	RS	Richmond, Calif. (El Cerrito HS)
7	A.J. Richardson	WR	5	Garrett Collingham	TE	6-4	229	RS-JR	2L	Meridian, Idaho (Mountain View HS)
8	Jabril Frazier	STUD	10	Chase Cord	QB	6-2	206	RS-FR	RS	Peoria, Ariz. (Sunrise Mountain HS)
8	Sean Modster	WR	73	Nick Crabtree	OL	6-7	290	RS-SO	SQ	Huntington Beach, Calif. (Huntington Beach HS)
9	Jaylon Henderson	QB	74	Garrett Curran	OL	6-5	293	FR	HS	El Cajon, Calif. (Granite Hills HS)
9	Desmond Williams	SLB	87	Kaden DeLuna	TE	6-5	225	FR	HS	McCall, Idaho (McCall-Donnelly HS)
10	Chase Cord	QB	48	Bruno DeRose	WLB	5-11	223	RS-SO	1L	Pueblo, Colo. (Pueblo East HS)
10	Kekoa Nawahine	S	69	Austin Dixon	OL	6-6	289	RS-SO	SQ	Tempe, Ariz. (Corona del Sol HS)
13	Marques Evans	CB	35	Kukea Emmsley	DE	6-5	229	FR	HS	Kapolei, Hawaii (Kapolei HS)
14	Tyler Horton	CB	13	Marques Evans	CB	5-11	177	RS-FR	RS	Pasadena, Calif. (Newbury Park HS)
15	Maclaine Griffin	WR	1	Octavius Evans	WR	6-1	199	SO	1L	Center, Texas (Center HS)
15	Jalen Walker	CB	57	Emmanuel Fesili	NT	6-2	319	JR	1L	Long Beach, Calif. (Long Beach Poly HS)
16	John Hightower	WR	8	Jabril Frazier	STUD	6-4	238	RS-SR	3L	Los Angeles, Calif. (Verbum Dei HS)
17	Zach Matlock	QB	97	Keeghan Freeborn	NT	6-1	307	FR	HS	Meridian, Idaho (Rocky Mountain HS)
17	Phillip Mills	WLB	15	Maclaine Griffin	WR	6-2	191	FR	HS	Westlake Village, Calif. (Chaminade Prep)
18	Billy Bowens	WR	60	Isaiah Grover	DE	6-4	228	FR	HS	San Juan Capistrano, Calif. (San Juan Hills HS)
19	Aisa Kelemete	DE	32	Jordan Happle	S	5-11	199	RS-SO	1L	Portland, Ore. (Jesuit HS)
20	Roman Kafentzis	SLB	71	Donte Harrington	OL	6-2	306	RS-SO	SQ	San Clemente, Calif. (San Clemente HS)
21	Tyrique Jones	S	93	Chase Hatada	DE	6-3	253	JR	2L	Rocklin, Calif. (Rocklin HS)
21	Andrew Van Buren	RB	3	Brandon Hawkins	SLB	6-2	209	FR	HS	Georgetown, Texas (Georgetown HS)
22	Tyric LeBeauf	CB	41	Will Heffner	SLB	6-2	225	RS-JR	1L	Boise, Idaho (Bishop Kelly HS)
22	Alexander Mattison	RB	9	Jaylon Henderson	QB	6-1	211	RS-JR	TR	Kingwood, Texas (Park HS/UTSA/Trinity Valley CC)
23	Damion Wright	S	49	Dylan Herberg	STUD	6-2	207	FR	HS	Boise, Idaho (Timberline HS)
24	Ryan Swanson	S	16	John Hightower	WR	6-2	183	JR	TR	Landover, Md. (Riverdale Baptist HS/Hinds CC)
25	Benton Wickersham	MLB	96	Haden Hoggarth	K	6-0	195	RS-SR	1L	Ormond Beach, Fla. (Seabreeze HS / Bethune-Cookman)
26	Avery Williams	CB	72	Dallas Holliday	OL	6-3	291	FR	HS	Sherman Oaks, Calif. (Oaks Christian HS)
28	Kekaula Kaniho	SLB	55	Kekaniokoa Holomalia-Gonzalez	OL	6-2	284	FR	HS	Santa Ana, Calif. (Mater Dei HS)
29	Chris Mitchell	CB	88	Tyneil Hopper	TE	6-2	226	FR	HS	Roswell, Ga. (Roswell HS)
30	Rob Lewis	CB	14	Tyler Horton	CB	5-11	190	SR	3L	Fresno, Calif. (Edison HS)
31	Skyler Seibold	RB	90	Scale Igiehon	NT	6-2	300	FR	HS	Del Valle, Texas (Del Valle HS)
31	KJ Walker	S	56	Joseph Inda	MLB	6-0	231	RS-SR	SQ	Anaheim, Calif. (Katella HS/Golden West College)
32	Jordan Happle	S	21	Tyrique Jones	S	6-2	197	RS-FR	RS	San Bernardino, Calif. (San Geronimo HS)
32	Spencer Keene	RB	20	Roman Kafentzis	SLB	6-1	216	RS-FR	RS	Rancho Santa Margarita, Calif. (Mater Dei HS)
33	Tony Lashley	MLB	28	Kekaula Kaniho	SLB	5-10	183	SO	1L	Kahuku, Hawaii (Kahuku HS)
34	Robert Mahone	RB	32	Spencer Keene	RB	5-11	228	FR	HS	Emmett, Idaho (Emmett HS)
35	Kukea Emmsley	DE	19	Aisa Kelemete	DE	6-4	234	RS-FR	RS	Pocatello, Idaho (Highland HS)
36	Blake Whitlock	WLB	67	Garrett Larson	OL	6-4	298	RS-JR	1L	Fruitland, Idaho (Fruitland HS)
37	Danny Smith	RB	33	Tony Lashley	MLB	6-1	233	RS-SR	TR	Kansas City, Mo. (Rockhurst HS/Idaho)
38	Demitri Washington	STUD	22	Tyric LeBeauf	CB	6-2	179	FR	HS	Long Beach, Calif. (Long Beach Poly HS)
39	Jake Shaddox	RB	30	Rob Lewis	CB	5-10	176	RS-SO	SQ	Los Angeles, Calif. (Hawkins HS)
40	Jabari Watson	DT	51	Dalton Lins	OL	6-1	282	FR	HS	Lahaina, Hawaii (Lahainaluna HS)
41	Will Heffner	SLB	54	Matt Locher	DT	6-2	269	RS-JR	1L	Los Alamitos, Calif. (Los Alamitos HS)
42	Daniel Cantrell	TE	98	Sonatane Lui	NT	6-1	305	JR	2L	Sandy, Utah (Alta HS)
42	Mujeeb Rufai	S	58	Tyson Maeve	MLB	6-0	230	JR	2L	San Diego, Calif. (Cathedral Catholic HS)
43	Joe Provenzano	MLB	34	Robert Mahone	RB	5-10	204	RS-SO	1L	Prosper, Texas (Prosper HS)
44	Riley Whimpey	WLB	62	Scott Matlock	DT	6-4	281	FR	HS	Homedale, Idaho (Homedale HS)
45	Kayode Rufai	DE	17	Zach Matlock	QB	6-0	193	FR	HS	Las Vegas, Nev. (Las Vegas HS)
46	Cody Shoemaker	TE	22	Alexander Mattison	RB	5-11	211	JR	2L	San Bernardino, Calif. (San Bernardino HS)
46	Joel Velazquez	K/P	80	Max Meyers	K	6-0	180	FR	HS	Anaheim, Calif. (Canyon HS)
47	Matt Pistone	TE	91	Durrant Miles	DE	6-5	261	SR	3L	South Jordan, Utah (Bingham HS)
48	Bruno DeRose	WLB	17	Phillip Mills	WLB	6-2	225	FR	HS	Menifee, Calif. (Paloma Valley HS)
49	Dylan Herberg	STUD	29	Chris Mitchell	CB	6-0	195	FR	HS	Mission Viejo, Calif. (Mission Viejo, Calif.)
49	Quinn Skillin	P	55	David Moa	DT	6-3	275	RS-SR	3L	San Diego, Calif. (Kearny HS)
50	Nicholai Pitman	LS	8	Sean Modster	WR	5-11	189	RS-SR	3L	Mission Viejo, Calif. (Mission Viejo HS)

2018 ROSTERS

ALPHABETICAL

NO	NAME	POS	HT	WT	CL	EX	HOMETOWN (HS/JC)
77	John Molchon	OL	6-5	310	RS-JR	2L	Las Vegas, Nev. (Faith Lutheran HS)
66	Isiah Moore	OL	6-4	292	RS-JR	RS	Tiffin, Ohio (Columbian HS/Mesa CC)
10	Kekoa Nawahine	S	6-2	207	JR	2L	Meridian, Idaho (Rocky Mountain HS)
7	Ezekiel Noa	WLB	5-11	243	RS-FR	RS	Spring Valley, Calif. (Helix HS)
70	John Ojukwu	OL	6-6	297	RS-FR	RS	Boise, Idaho (Boise HS)
4	DeAndre Pierce	S	5-11	175	JR	2L	Long Beach, Calif. (Long Beach Poly HS)
47	Matt Pistone	TE	6-3	244	RS-JR	1L	Yuma, Ariz. (Yuma Catholic HS)
50	Nicholai Pitman	LS	5-11	229	JR	1L	Boise, Idaho (Timberline HS)
78	Andres Preciado	OL	6-6	295	RS-SR	3L	Imperial Beach, Calif. (Mar Vista HS)
43	Joe Provenzano	MLB	5-11	224	RS-SR	SQ	Glendora, Calif. (Damien HS)
95	Nick Provenzano	WLB	5-11	216	RS-SO	SQ	Glendora, Calif. (Damien HS)
79	Eric Quevedo	OL	6-4	295	RS-JR	1L	West Covina, Calif. (West Covina HS)
84	Cole Ramseyer	TE	6-4	222	FR	HS	Couder d'Alene, Idaho (Couder d'Alene HS)
7	A.J. Richardson	WR	6-0	212	RS-SR	3L	Lomita, Calif. (Narbonne HS)
89	Connor Riddle	WR	6-1	197	FR	HS	Boise, Idaho (Timberline HS)
45	Kayode Rufai	DE	6-4	255	RS-SO	1L	Portland, Ore. (Lincoln HS)
42	Mujeeb Rufai	S	6-0	198	FR	HS	Portland, Ore. (Madison HS)
4	Brett Rypien	QB	6-2	202	SR	3L	Spokane, Wash. (Shadle Park HS)
52	DJ Schramm	MLB	6-0	232	FR	HS	Fresno, Calif. (Clovis West HS)
31	Skyler Seibold	RB	6-1	207	RS-SR	2L	Temecula, Calif. (Chaparral HS)
92	Paul Semons	DT	6-3	269	RS-SR	1L	Eagle, Idaho (Eagle HS)
39	Jake Shaddox	RB	5-11	215	RS-JR	SQ	Redding, Calif. (Foothill HS/Azusa Pacific)
2	Khalil Shakir	WR	6-0	186	FR	HS	Murrieta, Calif. (Vista Murrieta HS)
46	Cody Shoemaker	TE	6-1	230	RS-JR	SQ	Santa Clarita, Calif. (Hart HS/College of the Canyons/Glendale CC)
49	Quinn Skillin	P	6-4	189	RS-SR	1L	San Diego, Calif. (University City HS/Wagner College)
37	Danny Smith	RB	6-0	211	FR	HS	Oxnard, Calif. (Oxnard HS)
3	Riley Smith	QB	6-4	206	FR	HS	St. Augustine, Fla. (Bartram Trail HS)
68	Jake Stetz	OL	6-2	296	RS-FR	RS	San Marcos, Calif. (Mission Hills HS)
24	Ryan Swanson	S	6-0	190	RS-FR	TR	Eagle, Idaho (Eage HS/Portland State)
6	CT Thomas	WR	5-8	171	SO	1L	Lancaster, Texas (Lancaster HS)
65	Zachary Troughton	OL	6-6	322	SR	SQ	Maxwell, Calif. (Maxwell HS/Butte CC)
5	Evan Tyler	S	6-2	191	RS-JR	1L	Corona, Calif. (Eleanor Roosevelt HS)
63	Keegan Ulrich	OL	6-4	249	FR	HS	Enumclaw, Wash. (Enumclaw HS)
21	Andrew Van Buren	RB	6-0	227	FR	HS	West Hills, Calif. (Chaminade Prep)
46	Joel Velazquez	K/P	6-0	224	RS-SO	1L	Mission Viejo, Calif. (Trabuco Hills HS)
64	Ben Vering	OL	6-4	265	RS-SO	SQ	Boise, Idaho (Capital HS)
15	Jalen Walker	CB	6-0	174	RS-SO	1L	Lawndale, Calif. (Lawndale HS)
31	KJ Walker	S	6-0	171	JR	TR	Long Beach, Calif. (Orange Lutheran HS/Orange Coast College)
38	Demitri Washington	STUD	6-3	254	FR	HS	Solana Beach, Calif. (Santa Fe Christian HS)
40	Jabari Watson	DT	6-1	253	RS-SO	SQ	Rancho Cucamonga, Calif. (Summit HS)
99	Curtis Weaver	STUD	6-3	266	RS-SO	1L	Long Beach, Calif. (St. Anthony HS)
44	Riley Whimpey	WLB	6-1	218	SO	1L	San Clemente, Calif. (San Clemente HS)
36	Blake Whitlock	WLB	6-1	214	RS-SR	1L	Reno, Nev. (Galena HS/Saddleback College)
53	Sam Whitney	STUD	6-2	233	RS-JR	1L	Folsom, Calif. (Folsom HS)
25	Benton Wickersham	MLB	6-2	230	SO	1L	Elko, Nev. (Elko HS)
26	Avery Williams	CB	5-9	197	RS-SO	1L	San Juan Capistrano, Calif. (JSerra Catholic HS)
9	Desmond Williams	SLB	5-11	200	RS-SO	1L	Corona, Calif. (Centennial HS)
23	Damion Wright	S	6-0	202	RS-JR	SQ	Los Angeles, Calif. (Bishop Mora Salesian HS)

NUMERICAL

NO	NAME	POS
51	Dalton Lins	OL
52	DJ Schramm	MLB
53	Sam Whitney	STUD
54	Matt Locher	DT
55	Kekaniokoa Holomalia-Gonzalez	OL
55	David Moa	DT
56	Joseph Inda	MLB
57	Emmanuel Fesili	NT
58	Tyson Maeva	MLB
60	Isaiah Grover	DE
62	Scott Matlock	DT
63	Keegan Ulrich	OL
64	Ben Vering	OL
65	Zachary Troughton	OL
66	Isiah Moore	OL
67	Garrett Larson	OL
68	Jake Stetz	OL
69	Austin Dixon	OL
70	John Ojukwu	OL
71	Donte Harrington	OL
72	Dallas Holliday	OL
73	Nick Crabtree	OL
74	Garrett Curran	OL
75	Kole Bailey	OL
76	Ezra Cleveland	OL
77	John Molchon	OL
78	Andres Preciado	OL
79	Eric Quevedo	OL
80	Max Meyers	K
81	Akilian Butler	WR
82	Stefan Cobbs	WR
83	Damon Cole	WR
84	Cole Ramseyer	TE
85	John Bates	TE
86	Chase Blakley	TE
87	Kaden DeLuna	TE
88	Tyneil Hopper	TE
89	Connor Riddle	WR
90	Scale Igiehon	NT
91	Durrant Miles	DE
92	Paul Semons	DT
93	Chase Hatada	DE
94	Blake Biby	LS
95	Nick Provenzano	WLB
96	Haden Hoggarth	K
97	Keegan Freeborn	NT
98	Sonatane Lui	NT
99	Curtis Weaver	STUD

PRONUNCIATION GUIDE

Chase Blakley BLAKE-lee
Akilian Butler uh-KILL-yun
Ezra Cleveland EZZ-ruh
Stefan Cobbs stef-ON
Kukea Emmsley koo-KAY-uh
Marques Evans Marcus
Emmanuel Fesili feh-SILL-ee
Jabril Frazier juh-BRILL
Chase Hatada huh-TAH-duh
Haden Hoggarth HAY-den / HO-garth
Kekaniokoa Holomalia-Gonzalez
. kay-kah-nee-uh-KO-uh /
. ho-lo-muh-LEE-uh
Tyneil Hopper ty-NEEL
Scale Igiehon ee-GAY-nay

Roman Kafentzis kuh-FENCE-iss
Kekaula Kaniho kay-COW-luh /
. kuh-NEE-ho
Aisa Kelemete ICE-uh /
. kell-uh-MET-ay
Tyric LeBeauf ty-REEK / luh-BUFF
Matt Locher LOCK-er
Sonatane Lui so-nuh-TAH-nay / LOO-ee
Tyson Maeva my-AY-vuh
Robert Mahone muh-HONE
David Moa MO-uh
John Molchon MOLE-chon
Isiah Moore eye-ZAY-uh
Kekoa Nawahine kay-KO-uh /
. nah-wuh-HEE-nay

Ezekiel Noa ee-ZEE-keel / NO-uh
John Ojukwu oh-JOO-koo
Matt Pistone pis-TONE-ee
Andres Preciado press-ee-AH-doe
Eric Quevedo kay-VAY-doe
Cole Ramseyer RAM-say-uh
Kayode Rufai KY-oh-day / roo-fye
Brett Rypien RIP-in
Skyler Seibold SEE-bold
Jake Shaddox SHAD-uks
Khalil Shakir kuh-LEEL / shah-KEER
Zachary Troughton TRO-tun

The Automated ScoreBook

Boise State Combined Team Statistics (as of Nov 25, 2018)

All games

Date	Opponent		Score	Att.
Sep. 1, 2018	at Troy	W	56-20	29612
Sep 08, 2018	UCONN	W	62-7	34515
Sep 15, 2018	at #24 Oklahoma State	L	21-44	54974
* Sep 29, 2018	at Wyoming Cowboys	W	34-14	22271
* Oct 06, 2018	SAN DIEGO STATE	L	13-19	36679
* Oct 13, 2018	at Nevada	W	31-27	21431
* Oct 19, 2018	COLORADO STATE	W	56-28	32299
* Oct 27, 2018	at Air Force	W	48-38	27753
Nov 03, 2018	BYU	W	21-16	35241
* Nov 09, 2018	#16 FRESNO STATE	W	24-17	33118
* Nov 16, 2018	at New Mexico	W	45-14	16883
* Nov 24, 2018	#14 UTAH STATE	W	33-24	35960

Rushing	gp	att	gain	loss	net	avg	td	lg	avg/g
MATTISON, Alex	12	262	1265	50	1215	4.6	16	59	101.2
VAN BUREN, A.	11	34	165	2	163	4.8	2	23	14.8
HIGHTOWER, J.	9	8	163	0	163	20.4	2	88	18.1
MAHONE, Robert	12	31	130	3	127	4.1	0	12	10.6
CORD, Chase	4	8	109	0	109	13.6	1	44	27.2
SHAKIR, Khalil	10	14	81	11	70	5.0	1	28	7.0
HENDERSON, J.	3	8	55	1	54	6.8	0	14	18.0
SEIBOLD, Skyler	12	8	39	1	38	4.8	0	10	3.2
THOMAS, CT	12	2	29	2	27	13.5	0	29	2.2
BROWN, Jermani	2	1	11	0	11	11.0	0	11	5.5
RYPIEN, Brett	12	73	177	171	6	0.1	0	15	0.5
COLLINGHAM, G.	9	1	4	0	4	4.0	1	4	0.4
Total	12	464	2228	275	1953	4.2	23	88	162.8
Opponents	12	405	1876	396	1480	3.7	15	75	123.3

Passing	gp	effic	comp-att-int	pct	yds	td	lg	avg/g
RYPIEN, Brett	12	160.68	286-416-7	68.8	3580	29	74	298.3
CORD, Chase	4	143.64	6-9-1	66.7	67	1	24	16.8
SHAKIR, Khalil	10	142.00	2-2-0	100.0	10	0	8	1.0
HENDERSON, J.	3	217.60	1-1-0	100.0	14	0	14	4.7
THOMAS, CT	12	0.00	0-1-0	0.0	0	0	0	0.0
Total	12	159.99	295-429-8	68.8	3671	30	74	305.9
Opponents	12	142.56	220-350-7	62.9	2859	16	83	238.2

Receiving	gp	no.	yds	avg	td	lg	avg/g
MODSTER, Sean	12	64	933	14.6	7	54	77.8
RICHARDSON, AJ	12	49	804	16.4	8	74	67.0
THOMAS, CT	12	39	519	13.3	3	53	43.2
HIGHTOWER, J.	9	30	496	16.5	6	67	55.1
MATTISON, Alex	12	27	173	6.4	0	23	14.4
BUTLER, Akilian	12	25	204	8.2	2	24	17.0
SHAKIR, Khalil	10	16	170	10.6	1	49	17.0
BLAKLEY, Chase	12	16	88	5.5	1	16	7.3
MAHONE, Robert	12	11	81	7.4	0	10	6.8
BATES, John	12	9	126	14.0	1	30	10.5
COLLINGHAM, G.	9	5	58	11.6	1	26	6.4
EVANS, Octavius	5	2	12	6.0	0	11	2.4
PISTONE, Matt	10	1	4	4.0	0	4	0.4
SEIBOLD, Skyler	12	1	3	3.0	0	3	0.2
Total	12	295	3671	12.4	30	74	305.9
Opponents	12	220	2859	13.0	16	83	238.2

Field Goals	fg	pct.	01-19	20-29	30-39	40-49	50-99	lg	blk
HOGGARTH, Haden	11-18	61.1	0-0	3-4	6-8	2-5	0-1	47	1

Scoring	td	fg	PAT				dxp	saf	pts
			kick	rush	rcv	pass			
MATTISON, Alex	16	-	-	-	-	-	-	-	96
HOGGARTH, Haden	-	11-18	56-56	-	-	-	-	-	89
RICHARDSON, AJ	8	-	-	-	-	-	-	-	48
HIGHTOWER, J.	8	-	-	-	-	-	-	-	48
MODSTER, Sean	7	-	-	-	-	-	-	-	42
THOMAS, CT	3	-	-	-	-	-	-	-	18
HORTON, Tyler	3	-	-	-	-	-	-	-	18
SHAKIR, Khalil	2	-	-	-	-	-	-	-	12
VAN BUREN, A.	2	-	-	-	-	-	-	-	12
BUTLER, Akilian	2	-	-	-	-	-	-	-	12
COLLINGHAM, G.	2	-	-	-	-	-	-	-	12
WILLIAMS, Avery	1	-	-	-	-	-	-	-	6
CORD, Chase	1	-	-	-	-	-	-	-	6
BLAKLEY, Chase	1	-	-	-	-	-	-	-	6
WILLIAMS, D.	1	-	-	-	-	-	-	-	6
Total	59	11-18	57-58	-	-	0-1	-	-	444
Opponents	33	13-20	31-31	-	-	0-2	-	-	268

Record:	Overall	Home	Away	Neutral
All games	10-2	5-1	5-1	0-0
Conference	7-1	3-1	4-0	0-0
Non-Conference	3-1	2-0	1-1	0-0

Team Statistics	BSU	OPP
FIRST DOWNS	292	218
Rushing	114	87
Passing	163	115
Penalty	15	16
RUSHING YARDAGE	1953	1480
Rushing Attempts	464	405
Average Per Rush	4.2	3.7
Average Per Game	162.8	123.3
TDs Rushing	23	15
PASSING YARDAGE	3671	2859
Comp-Att-Int	295-429-8	220-350-7
Average Per Pass	8.6	8.2
Average Per Catch	12.4	13.0
Average Per Game	305.9	238.2
TDs Passing	30	16
TOTAL OFFENSE	5624	4339
Average Per Play	6.3	5.7
Average Per Game	468.7	361.6
KICK RETURNS: #-Yards	25-543	25-503
PUNT RETURNS: #-Yards	28-260	10-150
INT RETURNS: #-Yards	7-145	8-144
FUMBLES-LOST	14-4	20-15
PENALTIES-Yards	69-649	72-545
PUNTS-AVG	41-36.9	56-41.2
TIME OF POSSESSION/Game	32:43	26:35
3RD-DOWN Conversions	100/184	47/149
4TH-DOWN Conversions	13/21	14/23

Interceptions	no.	yds	avg	td	lg
KANIHO, Kekaula	3	15	5.0	0	9
WILLIAMS, Avery	2	31	15.5	0	24
LASHLEY, Tony	1	0	0.0	0	0
HORTON, Tyler	1	99	99.0	1	99

Punting	no.	yds	avg	lg	tb	fc	i20	50+	blk
SKILLIN, Quinn	37	1441	38.9	56	5	13	16	4	1
TEAM	2	0	0.0	0	0	0	0	0	0
VELAZQUEZ, Joel	2	70	35.0	37	0	1	0	0	1

Punt Returns	no.	yds	avg	td	lg
WILLIAMS, Avery	15	126	8.4	0	67
SHAKIR, Khalil	11	58	5.3	0	22
HIGHTOWER, J.	1	2	2.0	0	0
TEAM	1	0	0.0	0	0
KANIHO, Kekaula	0	74	0.0	1	74
Total	28	260	9.3	1	74
Opponents	10	150	15.0	2	86

Kick Returns	no.	yds	avg	td	lg
HIGHTOWER, J.	10	201	20.1	0	31
BUTLER, Akilian	5	92	18.4	0	24
SHAKIR, Khalil	4	100	25.0	0	29
MATTISON, Alex	4	87	21.8	0	25
BLAKLEY, Chase	1	19	19.0	0	19
WILLIAMS, Avery	1	44	44.0	1	44
Total	25	543	21.7	1	44
Opponents	25	503	20.1	0	33

All Purpose	g	rush	rcv	pr	kr	ir	total	avg/g
MATTISON, Alex	12	1215	173	0	87	0	1475	122.9
MODSTER, Sea	12	0	933	0	0	0	933	77.8
HIGHTOWER, J.	9	163	496	2	201	0	862	95.8
RICHARDSON, J.	12	0	804	0	0	0	804	67.0
THOMAS, CT	12	27	519	0	0	0	546	45.5
Total	12	1953	3671	260	543	145	6572	547.7
Opponents	12	1480	2859	150	503	144	5136	428.0

Total Offense	g	plays	rush	pass	total	avg/g
RYPIEN, Brett	12	489	6	3580	3586	298.8
MATTISON, Alex	12	262	1215	0	1215	101.2
CORD, Chase	4	17	109	67	176	44.0
VAN BUREN, A.	11	34	163	0	163	14.8
HIGHTOWER, J.	9	8	163	0	163	18.1
Total	12	802	1052	2671	5624	468.7

The Automated ScoreBook
Boise State Overall Team Statistics (as of Nov 25, 2018)
All games

Team Statistics	BSU	OPP
SCORING	444	268
Points Per Game	37.0	22.3
Points Off Turnovers	91	44
FIRST DOWNS	292	218
Rushing	114	87
Passing	163	115
Penalty	15	16
RUSHING YARDAGE	1953	1480
Yards gained rushing	2228	1876
Yards lost rushing	275	396
Rushing Attempts	464	405
Average Per Rush	4.2	3.7
Average Per Game	162.8	123.3
TDs Rushing	23	15
PASSING YARDAGE	3671	2859
Comp-Att-Int	295-429-8	220-350-7
Average Per Pass	8.6	8.2
Average Per Catch	12.4	13.0
Average Per Game	305.9	238.2
TDs Passing	30	16
TOTAL OFFENSE	5624	4339
Total Plays	893	755
Average Per Play	6.3	5.7
Average Per Game	468.7	361.6
KICK RETURNS: #-Yards	25-543	25-503
PUNT RETURNS: #-Yards	28-260	10-150
INT RETURNS: #-Yards	7-145	8-144
KICK RETURN AVERAGE	21.7	20.1
PUNT RETURN AVERAGE	9.3	15.0
INT RETURN AVERAGE	20.7	18.0
FUMBLES-LOST	14-4	20-15
PENALTIES-Yards	69-649	72-545
Average Per Game	54.1	45.4
PUNTS-Yards	41-1511	56-2310
Average Per Punt	36.9	41.2
Net punt average	30.8	35.9
KICKOFFS-Yards	81-5098	54-3353
Average Per Kick	62.9	62.1
Net kick average	40.7	40.5
TIME OF POSSESSION/Game	32:43	26:35
3RD-DOWN Conversions	100/184	47/149
3rd-Down Pct	54%	32%
4TH-DOWN Conversions	13/21	14/23
4th-Down Pct	62%	61%
SACKS BY-Yards	37-287	30-166
MISC YARDS	18	8
TOUCHDOWNS SCORED	59	33
FIELD GOALS-ATTEMPTS	11-18	13-20
ON-SIDE KICKS	0-0	0-3
RED-ZONE SCORES	(40-48) 83%	(29-35) 83%
RED-ZONE TOUCHDOWNS	(30-48) 63%	(20-35) 57%
PAT-ATTEMPTS	(57-58) 98%	(31-31) 100%
ATTENDANCE	207812	172924
Games/Avg Per Game	6/34635	6/28821
Neutral Site Games		0/0

Score by Quarters	1st	2nd	3rd	4th	OT	Total
Boise State	132	120	93	99	0	444
Opponents	34	92	72	70	0	268

The Automated ScoreBook
Boise State Overall Individual Statistics (as of Nov 25, 2018)
All games

Rushing	gp	att	gain	loss	net	avg	td	lg	avg/g
MATTISON, Alex	12	262	1265	50	1215	4.6	16	59	101.2
HIGHTOWER, J.	9	8	163	0	163	20.4	2	88	18.1
VAN BUREN, A.	11	34	165	2	163	4.8	2	23	14.8
MAHONE, Robert	12	31	130	3	127	4.1	0	12	10.6
CORD, Chase	4	8	109	0	109	13.6	1	44	27.2
SHAKIR, Khalil	10	14	81	11	70	5.0	1	28	7.0
HENDERSON, J.	3	8	55	1	54	6.8	0	14	18.0
SEIBOLD, Skyler	12	8	39	1	38	4.8	0	10	3.2
THOMAS, CT	12	2	29	2	27	13.5	0	29	2.2
BROWN, Jermani	2	1	11	0	11	11.0	0	11	5.5
RYPIEN, Brett	12	73	177	171	6	0.1	0	15	0.5
COLLINGHAM, G.	9	1	4	0	4	4.0	1	4	0.4
KAFENTZIS, R.	7	1	0	0	0	0.0	0	0	0.0
HOGGARTH, Haden	11	1	0	1	-1	-1.0	0	0	-0.1
TEAM	8	12	0	33	-33	-2.8	0	0	-4.1
Total	12	464	2228	275	1953	4.2	23	88	162.8
Opponents	12	405	1876	396	1480	3.7	15	75	123.3

Passing	gp	effic	comp-att-int	pct	yds	td	lg	avg/g
RYPIEN, Brett	12	160.68	286-416-7	68.8	3580	29	74	298.3
CORD, Chase	4	143.64	6-9-1	66.7	67	1	24	16.8
SHAKIR, Khalil	10	142.00	2-2-0	100.0	10	0	8	1.0
HENDERSON, J.	3	217.60	1-1-0	100.0	14	0	14	4.7
THOMAS, CT	12	0.00	0-1-0	0.0	0	0	0	0.0
Total	12	159.99	295-429-8	68.8	3671	30	74	305.9
Opponents	12	142.56	220-350-7	62.9	2859	16	83	238.2

Receiving	gp	no.	yds	avg	td	lg	avg/g
MODSTER, Sean	12	64	933	14.6	7	54	77.8
RICHARDSON, AJ	12	49	804	16.4	8	74	67.0
THOMAS, CT	12	39	519	13.3	3	53	43.2
HIGHTOWER, J.	9	30	496	16.5	6	67	55.1
MATTISON, Alex	12	27	173	6.4	0	23	14.4
BUTLER, Akilian	12	25	204	8.2	2	24	17.0
SHAKIR, Khalil	10	16	170	10.6	1	49	17.0
BLAKLEY, Chase	12	16	88	5.5	1	16	7.3
MAHONE, Robert	12	11	81	7.4	0	10	6.8
BATES, John	12	9	126	14.0	1	30	10.5
COLLINGHAM, G.	9	5	58	11.6	1	26	6.4
EVANS, Octavius	5	2	12	6.0	0	11	2.4
PISTONE, Matt	10	1	4	4.0	0	4	0.4
SEIBOLD, Skyler	12	1	3	3.0	0	3	0.2
Total	12	295	3671	12.4	30	74	305.9
Opponents	12	220	2859	13.0	16	83	238.2

Punt Returns	no.	yds	avg	td	lg
WILLIAMS, Avery	15	126	8.4	0	67
SHAKIR, Khalil	11	58	5.3	0	22
HIGHTOWER, J.	1	2	2.0	0	0
TEAM	1	0	0.0	0	0
KANIHO, Kekaula	0	74	0.0	1	74
Total	28	260	9.3	1	74
Opponents	10	150	15.0	2	86

Interceptions	no.	yds	avg	td	lg
KANIHO, Kekaula	3	15	5.0	0	9
WILLIAMS, Avery	2	31	15.5	0	24
HORTON, Tyler	1	99	99.0	1	99
LASHLEY, Tony	1	0	0.0	0	0
Total	7	145	20.7	1	99
Opponents	8	144	18.0	0	35

Kick Returns	no.	yds	avg	td	lg
HIGHTOWER, J.	10	201	20.1	0	31
BUTLER, Akilian	5	92	18.4	0	24
SHAKIR, Khalil	4	100	25.0	0	29
MATTISON, Alex	4	87	21.8	0	25
WILLIAMS, Avery	1	44	44.0	1	44
BLAKLEY, Chase	1	19	19.0	0	19
Total	25	543	21.7	1	44
Opponents	25	503	20.1	0	33

Fumble Returns	no.	yds	avg	td	lg
HORTON, Tyler	3	76	25.3	2	55
WILLIAMS, D.	1	9	9.0	1	9
LUI, Sonatane	1	5	5.0	0	5
Total	5	90	18.0	3	55
Opponents	1	14	14.0	0	14

The Automated ScoreBook
Boise State Overall Individual Statistics (as of Nov 25, 2018)
All games

Scoring	td	fg	PAT				dxp	saf	pts
			kick	rush	rcv	pass			
MATTISON, Alex	16	-	-	-	-	-	-	-	96
HOGGARTH, Haden	-	11-18	56-56	-	-	-	-	-	89
RICHARDSON, AJ	8	-	-	-	-	-	-	-	48
HIGHTOWER, J.	8	-	-	-	-	-	-	-	48
MODSTER, Sean	7	-	-	-	-	-	-	-	42
THOMAS, CT	3	-	-	-	-	-	-	-	18
HORTON, Tyler	3	-	-	-	-	-	-	-	18
VAN BUREN, A.	2	-	-	-	-	-	-	-	12
SHAKIR, Khalil	2	-	-	-	-	-	-	-	12
COLLINGHAM, G.	2	-	-	-	-	-	-	-	12
BUTLER, Akilian	2	-	-	-	-	-	-	-	12
CORD, Chase	1	-	-	-	-	-	-	-	6
BLAKLEY, Chase	1	-	-	-	-	-	-	-	6
BATES, John	1	-	-	-	-	-	-	-	6
WILLIAMS, Avery	1	-	-	-	-	-	-	-	6
KANIHO, Kekaula	1	-	-	-	-	-	-	-	6
WILLIAMS, D.	1	-	-	-	-	-	-	-	6
VELAZQUEZ, Joel	-	-	1-2	-	-	-	-	-	1
SKILLIN, Quinn	-	-	-	-	-	0-1	-	-	0
Total	59	11-18	57-58	-	-	0-1	-	-	444
Opponents	33	13-20	31-31	-	-	0-2	-	-	268

Total Offense	g	plays	rush	pass	total	avg/g
RYPIEN, Brett	12	489	6	3580	3586	298.8
MATTISON, Alex	12	262	1215	0	1215	101.2
CORD, Chase	4	17	109	67	176	44.0
HIGHTOWER, J.	9	8	163	0	163	18.1
VAN BUREN, A.	11	34	163	0	163	14.8
MAHONE, Robert	12	31	127	0	127	10.6
SHAKIR, Khalil	10	16	70	10	80	8.0
HENDERSON, J.	3	9	54	14	68	22.7
SEIBOLD, Skyler	12	8	38	0	38	3.2
THOMAS, CT	12	3	27	0	27	2.2
BROWN, Jermani	2	1	11	0	11	5.5
COLLINGHAM, G.	9	1	4	0	4	0.4
HOGGARTH, Haden	11	1	-1	0	-1	-0.1
TEAM	8	12	-33	0	-33	-4.1
Total	12	893	1953	3671	5624	468.7
Opponents	12	755	1480	2859	4339	361.6

Field Goals	fg	pct.	01-19	20-29	30-39	40-49	50-99	lg	blk
HOGGARTH, Haden	11-18	61.1	0-0	3-4	6-8	2-5	0-1	47	1

FG Sequence	Boise State	Opponents
Troy	44	32
UCONN	(28),(44)	-
Oklahoma State	26	(22),(48),(23)
Wyoming Cowboys	38,(30),(33)	-
San Diego State	-	(36),(41)
Nevada	(31)	(35),49,(28)
Colorado State	-	-
Air Force	(30),(47)	(38)
BYU	41	48,(26),(43),(41)
Fresno State	50,(35)	38,(47),50
New Mexico	(34),43	37
Utah State	(23),33,(27)	50,(45)

Punting	no.	yds	avg	lg	tb	fc	i20	50+	blk
SKILLIN, Quinn	37	1441	38.9	56	5	13	16	4	1
TEAM	2	0	0.0	0	0	0	0	0	0
VELAZQUEZ, Joel	2	70	35.0	37	0	1	0	0	1
Total	41	1511	36.9	56	5	14	16	4	2
Opponents	56	2310	41.2	59	2	7	13	13	1

Kickoffs	no.	yds	avg	tb	ob	retn	net	ydln
VELAZQUEZ, Joel	59	3757	63.7	38	1			
SKILLIN, Quinn	17	1065	62.6	12	0			
HOGGARTH, Haden	5	276	55.2	2	0			
Total	81	5098	62.9	52	1	20.1	40.7	24
Opponents	54	3353	62.1	25	5	21.7	40.5	24

Numbers in (parentheses) indicate field goal was made.

The Automated ScoreBook
Boise State Overall Individual Statistics (as of Nov 25, 2018)
All games

All Purpose	g	rush	rcv	pr	kr	ir	total	avg/g
MATTISON, Ale	12	1215	173	0	87	0	1475	122.9
MODSTER, Sea	12	0	933	0	0	0	933	77.8
HIGHTOWER, J.	9	163	496	2	201	0	862	95.8
RICHARDSON,	12	0	804	0	0	0	804	67.0
THOMAS, CT	12	27	519	0	0	0	546	45.5
SHAKIR, Khalil	10	70	170	58	100	0	398	39.8
BUTLER, Akilian	12	0	204	0	92	0	296	24.7
MAHONE, Robe	12	127	81	0	0	0	208	17.3
WILLIAMS, Aver	12	0	0	126	44	31	201	16.8
VAN BUREN, A.	11	163	0	0	0	0	163	14.8
BATES, John	12	0	126	0	0	0	126	10.5
CORD, Chase	4	109	0	0	0	0	109	27.2
BLAKLEY, Chas	12	0	88	0	19	0	107	8.9
HORTON, Tyler	10	0	0	0	0	99	99	9.9
KANIHO, Kekaul	12	0	0	74	0	15	89	7.4
COLLINGHAM,	9	4	58	0	0	0	62	6.9
HENDERSON, J	3	54	0	0	0	0	54	18.0
SEIBOLD, Skyle	12	38	3	0	0	0	41	3.4
EVANS, Octaviu	5	0	12	0	0	0	12	2.4
BROWN, Jerma	2	11	0	0	0	0	11	5.5
RYPIEN, Brett	12	6	0	0	0	0	6	0.5
PISTONE, Matt	10	0	4	0	0	0	4	0.4
HOGGARTH, H	11	-1	0	0	0	0	-1	-0.1
TEAM	8	-33	0	0	0	0	-33	-4.1
Total	12	1953	3671	260	543	145	6572	547.7
Opponents	12	1480	2859	150	503	144	5136	428.0

The Automated ScoreBook
Boise State Overall Defensive Statistics (as of Nov 25, 2018)
All games

#	Defensive Leaders	gp	Tackles				Sacks no-yds	Pass defense			Fumbles		blkd	
			ua	a	tot	tfl/yds		int-yds	brup	qbh	rcv-yds	ff	kick	saf
10	NAWAHINE, Kekoa	12	37	30	67	0.5-0	.	.	1	.	2-0	1	.	.
44	WHIMPEY, Riley	9	26	29	55	3.0-14	2.0-13	.	1	2	1-0	.	.	.
58	MAEVA, Tyson	11	30	20	50	6.0-30	3.0-27	.	1	.	1-0	.	.	.
8	FRAZIER, Jabril	12	27	17	44	8.5-53	5.5-41	.	.	.	1-0	1	.	.
26	WILLIAMS, Avery	12	31	13	44	1.0-2	.	2-31	8	.	.	2	1	.
14	HORTON, Tyler	10	25	15	40	.	.	1-99	5	.	4-76	1	.	.
99	WEAVER, Curtis	12	18	21	39	14.5-100	9.5-83	.	.	1	.	1	.	.
28	KANIHO, Kekaula	12	26	11	37	2.0-13	1.0-9	3-15	3
21	JONES, Tyreque	12	21	12	33	.	.	.	2	.	1-0	1	.	.
9	WILLIAMS, D.	12	15	12	27	5.0-15	1.0-4	.	1	.	1-9	2	.	.
0G	NOA, Ezekiel	9	8	18	26	3.5-8	0.5-3	1	.	.
0D	PIERCE, DeAndre	4	13	10	23	1.0-9	1.0-9
90	IGIEHON, Scale	10	6	16	22	3.5-5	1.5-3	.	.	1
91	MILES, Durrant	12	11	11	22	6.5-44	4.5-41	1	.	.
93	HATADA, Chase	9	9	12	21	3.0-24	1.5-21	.	1	.	.	1	.	.
98	LUI, Sonatane	10	10	11	21	2.5-3	.	.	.	1	1-5	.	.	.
25	WICKERSHAM, B.	12	10	9	19
15	WALKER, Jalen	9	13	5	18	.	.	.	2	.	2-0	.	.	.
32	HAPPLE, Jordan	7	12	5	17	1.5-2
54	LOCHER, Matt	12	5	10	15	2.5-7	1.0-4
33	LASHLEY, Tony	12	7	6	13	2.5-7	0.5-3	1-0	.	.	.	1	.	.
53	WHITNEY, Sam	10	7	5	12	1.0-7	1.0-7	.	.	1
45	RUFAL, Kayode	10	4	8	12	1.0-5	0.5-4
48	DEROSE, Bruno	12	6	4	10
57	FESILI, E.	9	3	6	9	0.5-1
0E	TYLER, Evan	10	6	3	9	1.0-3	1.0-3	.	1
36	WHITLOCK, Blake	11	3	6	9	.	.	.	1
40	WATSON, Jabari	11	4	4	8	2.5-14	2.0-12	.	1
31	SEIBOLD, Skyler	12	3	2	5	1-0	.	.	.
7	RICHARDSON, AJ	12	1	2	3
56	INDA, Joseph	5	2	1	3
5	COLLINGHAM, G.	9	.	2	2
30	LEWIS, Robert	10	1	1	2
55	MOA, David	2	2	.	2	1.0-2
41	HEFFNER, Will	9	2	.	2
92	SEMONS, Paul	9	1	.	1
4	RYPIEN, Brett	12	1	.	1
18	BROWN, Jermani	2	1	.	1
62	MATLOCK, Scott	2	.	1	1
3A	WALKER, KJ	1	.	1	1
77	MOLCHON, John	12	1	.	1
1J	CORD, Chase	4	1	.	1
85	BATES, John	12	1	.	1
76	CLEVELAND, Ezra	12	1	.	1
20	KAFENTZIS, R.	7	.	1	1
39	SHADDOX, Jake	8	1	.	1
49	SKILLIN, Quinn	12	1	.	1
46	VELAZQUEZ, Joel	10	1	.	1
22	MATTISON, Alex	12	1	.	1
16	HIGHTOWER, J.	9	1	.
Total		12	415	340	755	74-368	37-287	7-145	28	6	15-90	13	2	.
Opponents		12	480	414	894	67-256	30-166	8-144	28	6	4-14	8	3	.