CAL POLY POMONA

BASEBALL



2026 RECORD BOOK



March 8, 2025 / Pregame Huddle

QUICK FACTS

UNIVERSITY FACTS

Full Name	California State Polytechnic University, Pomona
Preferred Name	Cal Poly Pomona
Location	Pomona, Calif.
Founded	1938
Enrollment	24,453 (Fall 2024)
Colors	Green (#005030) and Gold (#FFB81C)
Nickname	Broncos
Mascot	Billy Bronco
Affiliation	NCAA Division II
Conference	California Collegiate Athletic Association (CCAA)
Interim President	Dr. Iris S. Levine
Athletics Director	Brian Swanson
Department Phone	(909) 869-2810
Department Fax	(909) 869-2814

BASEBALL HISTORY

First Year	1960
Seasons	65
All-Time Overall Record	1,768-1,585-21
All-Time CCAA Record	949-838-4
CCAA Tournament Appearances	13
CCAA Tournament Record	28-21
CCAA Titles (Reg. Season / Tournament)	9 / 3
NCAA Tournament Appearances	16
NCAA Tournament Record	52-34
NCAA West Region Championships	7
NCAA Championships	3 (1976, 1980, 1983)

BASEBALL COACHING STAFF

Head Coach	Randy Betten
Alma Mater	Thomas Edison State, 1998
Record at CPP / Years	431-300 / 15 years
Overall Coaching Record / Years	Same
Email	rbetten@cpp.edu
Phone	(909) 869-2829
Associate Head Coach	Jenzen Torres
Years	13 years at CPP
Email	jenzentorres@cpp.edu
Phone	(909) 869-2774
Assistant Coach	Anthony Mizrahi
Years	6 years at CPP
Email	ajmizrahi@cpp.edu
Phone	(909) 869-2774
Assistant Coach	Jimmy Ramos
Years	42 years at CPP
Assistant Coach	Kevin Bowler
Years	9 years at CPP

SOCIAL MEDIA

Instagram	@cppbaseball
Twitter (X)	@baseballcpp

TABLE OF CONTENTS

Year-By-Year Results 2
Coaching Records 3
The Betten Era 4
Coaching Staff 5
2026 Team Roster 6
Administration & Support Staff 8
Scolinos Field 9
Individual Career Records Batting 10
Individual Season Records Batting 12
Individual Career Records Pitching 14
Individual Season Records Pitching 16
Individual Career Records Fielding 18
Individual Season Records Fielding 19
Individual Game Records 20
Team Game Records 21
Miscellaneous Records & Milestones 22
Year-By-Year Statistical Leaders 24
Year-By-Year Team Statistics 26
Best Team Start 28
Awards and Honors 29
John Scolinos' Legacy 33
CCAA Tournament History 34
NCAA West Regional History 35
NCAA Championship History 36
NCAA Tournament Superlatives 37
1976 National Champions 38
1980 National Champions 39
1983 National Champions 40
Broncos In The Major Leagues 41
Broncos Drafted Or Signed By MLB Teams 42
National Ranking History 43
All-Time Results 44
Series History 57
Opponent History 58
All-Time Jersey Numbers 67
All-Time Roster 69
CCAA & NCAA DII Baseball History 72
About Cal Poly Pomona Athletics 73

2026 CPP Baseball Record Book
Published January 2026

By Alex Kline, Assistant Athletics Director for Communications

With recognition to the record-keeping efforts of former Cal Poly Pomona sports information staff, including: Delanie Gearing, Tyler Lobe, Jake Coburn, Ivan Alber, Greg Salvage, Mark Reinhiller, Paul Helms, Steve Quintero, Ron Fremont, Brent Shyer, Grayle Howlett, Linda Jo Myers, Jim McConnell, Joe Smilor, Buck Peden, and Tom Burdick.

YEAR-BY-YEAR RESULTS

NCAA TOURNAMENT APPEARANCE | NCAA DII NATIONAL CHAMPIONS

YEAR	COACH	OVERALL	CCAA	PLACE	HOME	AWAY	NEUTRAL	POSTSEASON
1960	Barney Anooshian	26-9-1	-	-	-	-	-	
1961	Barney Anooshian	24-11	-	-	-	-	-	
1962	John Scolinos	20-17	-	-	-	-	-	
1963	John Scolinos	27-10	-	-	-	-	-	
1964	John Scolinos	25-14	-	-	-	-	-	
1965	John Scolinos	23-11-1	-	-	-	-	-	
1966	John Scolinos	26-14	-	-	-	-	-	
1967	John Scolinos	21-19	8-10	-	-	-	-	
1968	John Scolinos	27-18-1	14-6-1	-	-	-	-	
1969	John Scolinos	26-21	9-9	-	-	-	-	
1970	John Scolinos	31-24	15-9	-	-	-	-	
1971	John Scolinos	24-33-1	9-13-1	-	-	-	-	
1972	John Scolinos	31-23-1	14-10	-	-	-	-	
1973	John Scolinos	27-26	14-9	3rd	17-7	10-19	0-0	
1974	John Scolinos	24-26	9-13	4th	15-11	-	-	
1975	John Scolinos	18-29-1	7-9	-	12-10-1	6-19	0-0	
1976	John Scolinos	40-27-1	11-7	1st	17-8-1	16-18	7-1	CCAA Champions, NCAA West Region Champions, NCAA Division II Champions
1977	John Scolinos	14-29	-	-	-	-	-	
1978	John Scolinos	18-35-2	-	-	11-10-2	7-25	0-0	
1979	John Scolinos	37-25-1	13-6	1st	-	-	4-3	CCAA Champions, NCAA West Region Champions, NCAA Division II World Series
1980	John Scolinos	42-25-1	20-10	1st	21-10	14-14-1	7-1	CCAA Champions, NCAA West Region Champions, NCAA Division II Champions
1981	John Scolinos	27-26-2	16-14-1	3rd	15-8-1	12-18-1	0-0	
1982	John Scolinos	24-29-1	10-17	6th	12-15-1	12-14	0-0	
1983	John Scolinos	41-22	21-8	1st	20-8	16-11	5-3	CCAA Champions, NCAA West Region Champions, NCAA Division II Champions
1984	John Scolinos	24-32	13-17	5th	12-13	12-19	0-0	
1985	John Scolinos	39-29-1	23-7	1st	15-12	21-15-1	3-2	CCAA Champions, NCAA West Region Champions, NCAA Division II Runner-Up
1986	John Scolinos	24-28	18-12	2nd	13-10	11-18	0-0	
1987	John Scolinos	31-29	16-14	3rd	16-8	11-17	4-4	
1988	John Scolinos	32-25	19-11	1st	18-4	14-21	0-0	CCAA Champions, NCAA West Regional
1989	John Scolinos	24-28	17-13	3rd	9-12	15-16	0-0	
1990	John Scolinos	18-36	10-20	6th	9-13	6-20	3-3	
1991	John Scolinos	27-26	18-12	t-1st	18-6	9-20	0-0	CCAA Co-Champions
1992	Chuck Belk	23-30	16-13	3rd	14-10	6-17	3-3	
1993	Chuck Belk	28-27	16-14	2nd	17-9	10-16	1-2	NCAA West Regional
1994	Chuck Belk	30-25-1	15-15	4th	18-10-1	9-14	3-1	
1995	Chuck Belk	32-29	17-15	3rd	18-10	14-19	0-0	
1996	Mike Ashman	13-40-1	5-27	5th	7-17-1	6-23	0-0	
1997	Mike Ashman	28-28	18-14	3rd	15-12	13-16	0-0	
1998	Mike Ashman	19-25-1	13-19	5th	12-9-1	7-16	0-0	
1999	Mike Ashman	25-24	19-21	7th	18-8	7-16	0-0	
2000	Mike Ashman	32-26	24-15	5th	19-10	12-16	1-0	CCAA Tournament
2001	Mike Ashman	31-24	23-17	4th	19-8	11-14	1-2	CCAA Tournament
2002	Mike Ashman	31-22-1	20-20	t-6th	20-8-1	11-14	0-0	
2003	Mike Ashman	15-39	10-29	11th	8-20	7-19	0-0	
2004	Mike Ashman	26-25-2	19-20-1	7th	12-13-2	13-12	1-0	
2005	Mike Ashman	30-23	25-14	1st (S)	15-11	14-11	1-1	CCAA South Division Champions, CCAA Tournament
2006	Mike Ashman	20-31	15-20	8th	11-14	9-15	0-2	
2007	Mike Ashman	20-31	10-26	9th	10-15	8-15	2-1	
2008	Mike Ashman	16-31	13-21	8th	10-18	6-13	0-0	
2009	Mike Ashman	26-23	16-20	8th	16-8	10-15	0-0	
2010	Mike Ashman	26-27	18-22	6th	18-14	8-12	0-1	

Continued on next page

YEAR-BY-YEAR RESULTS

NCAA TOURNAMENT APPEARANCE | NCAA DII NATIONAL CHAMPIONS

YEAR	COACH	OVERALL	CCAA	PLACE	HOME	AWAY	NEUTRAL	POSTSEASON
2011	Randy Betten	36-23	22-18	4th	17-9	14-10	5-4	CCAA Tournament, NCAA West Regional
2012	Randy Betten	31-18	23-17	t-4th	19-7	12-11	0-0	
2013	Randy Betten	26-24	18-22	8th	13-13	13-11	0-0	
2014	Randy Betten	32-17	23-12	4th	20-4	11-10	1-3	CCAA Tournament, NCAA West Regional
2015	Randy Betten	46-17	28-12	1st	17-6	19-8	10-3	CCAA Reg. Season & Tournament Champions, NCAA West Region Champions, NCAA Div. II World Series
2016	Randy Betten	42-19	26-11	1st (S)	21-5	15-10	6-4	CCAA South Division Champions, CCAA Tournament, NCAA West Region Champions, NCAA Div. II World Series
2017	Randy Betten	34-22	27-11	1st (S)	17-10	14-9	3-3	CCAA South Division Champions, CCAA Tournament, NCAA West Regional
2018	Randy Betten	30-24	25-19	4th	14-12	14-10	2-2	CCAA Tournament
2019	Randy Betten	30-28	23-21	6th	15-9	10-18	5-1	CCAA Tournament Champions, NCAA West Regional
2020	Randy Betten	13-8	11-5	-	8-3	5-5	0-0	*Season suspended after 21 games due to COVID-19 pandemic*
2021	Randy Betten	-	-	-	-	-	-	**No season due to COVID-19 pandemic*
2022	Randy Betten	25-19	27-12	t-2nd	23-6	9-12	3-1	CCAA Tournament Champions, NCAA West Regional
2023	Randy Betten	29-23	18-17	4th	17-8	9-13	3-2	CCAA Tournament, NCAA West Regional
2024	Randy Betten	32-24	25-15	3rd	17-10	14-14	1-0	CCAA Tournament, NCAA West Regional
2025	Randy Betten	15-34	12-28	t-10th	11-15	4-19	0-0	

COACHING RECORDS

NAME	YEARS	SEASONS	OVERALL	PCT	CCAA	CCAA PCT	NOTES
Barney Anooshian	2	1960-61	50-20-1	.711	145-6	.960	
John Scolinos	30	1962-91	816-735-14	.526	329-256-3	.562	3x National Champion, 5x West Region Champion, 7x CCAA Champion
Chuck Belk	4	1992-95	113-111-1	.504	64-57	.529	
Mike Ashman	15	1996-2010	358-419-5	.461	248-305-1	.449	1x CCAA Champion
Randy Betten	15	2011-2025	431-300	.590	308-220	.583	2x West Region Champion, 4x CCAA Champion
5 Coaches	**65**	**1960-2025**	**1,768-1,585-21**	**.527**	**949-838-4**	**.531**	

OVERALL RECORDS

- Seasons 65
- Overall Record (Pct) ..... 1,768-1,585-21 (.527)
  - CCAA Record (Pct) ..... 949-838-4 (.531)
  - Home ..... 923-586-14 (.611)
  - Away ..... 666-908-6 (.423)
  - Neutral ..... 84-56 (.600)
  - Non-Conference Regular Season ..... 819-747-17 (.523)
  - Postseason ..... 80-59 (.576)
- CCAA Titles (Reg. Season / Tournament) ..... 9 / 3
- NCAA Tournament Appearances 16
- NCAA West Region Titles 7
- NCAA Championships 3 (1976, 1980, 1983)

BY THE NUMBERS

- Most Overall Wins in a Season 46 (2015)
- Most CCAA Wins in a Season 28 (2015)
- Longest Overall Win Streak ..... 13 (4/15/2017 - 5/11/2017)
  - Win Streaks of 10+ Games ..... 5 (4 Since Start of 2000 Season)
- Longest CCAA Win Streak ..... 13 (4/15/2017 - 2/24/2018)
- Longest Home Win Streak ..... 10 (twice; last: 5/4/2013 - 2/16/2014)
- Best Season W/L Percentage ..... .730 (twice; 1963, 27-10 & 2015, 46-17)

- Most Overall Losses in a Season 40 (1996)
- Most CCAA Losses in a Season 28 (2025)
- Longest Losing Streak ..... 13 (3/26/1996 - 4/17/1996)
  - Losing Streaks of 10+ Games ..... 5 (Last: 10 games, 2/23/2007 - 3/10/2007)
- Worst Season W/L Percentage ..... .250 (1996, 13-40-1)



RANDY BETTEN HEAD COACH

- 2016 American Baseball Coaches Association (ABCA) West Region Coach of the Year
- 2015 CCAA Coach of the Year
- Registered Winning Seasons in 14 of his 15 Seasons at CPP
- Coached 8 All-Americans, 44 All-Region Honorees, 5 CCAA Players/ Pitchers of the Year
- 1 CCAA Regular Season Titles & 3 CCAA Tournament Titles
- 9 NCAA Tournament Appearances
- 2 NCAA West Region Titles

Randy Betten enters his 15th season (16th year) as the head coach of the Cal Poly Pomona baseball team in 2026.

Through Betten's first 14 seasons at CPP, he has guided the Broncos to an overall record of 431-300, a .590 winning percentage, and nine NCAA Tournament appearances (2011, 2014, 2015, 2016, 2017, 2019, 2022, 2023, and 2024). Named the American Baseball Coaches Association (ABCA) West Region Coach of the Year in 2016, Betten has also led the Broncos to two NCAA Division II West Region championships (2015 and 2016). The Broncos have had winning seasons in each of his 13 years at the helm.

On April 6, 2024, Betten became the fastest coach in Cal Poly Pomona baseball history to reach the 400-win mark with a 5-4 victory at Stanislaus State, doing so in 655 career games. The only other person to reach that mark is legendary coach John Scolinos, who reached the 400-win mark in 737 games. Betten ranks second all-time in wins in school history, behind only Scolinos at 812.

Prior to joining the Broncos, Betten served as an assistant at UC Riverside for the previous six seasons. After joining the UCR staff in September 2004, Betten helped guide the Highlanders to the Big West Conference title in 2007 as the squad was ranked as high as 13th in the nation during the year. That championship marked the first time in 20 years that a Division I program in the UC system won its conference championship outright.

Before becoming part of the UCR program, Betten served as an assistant for California Baptist in 2004, when the Lancers overcame a slow start to post a 30-22 record and finished as runners-up in the Region II Tournament.

Prior to his time with the Lancers, Betten served as an assistant on the staff at Riverside Community College from 1996 to 2003. He was the head assistant when the Tigers won three straight California Community College state championships from 2000 to 2002.

Betten played professionally for six years after being taken in the 26th round by the California Angels in the 1995 draft. He reached as high as the AAA level with the Angels' teams in Vancouver and Edmonton in 1998 and 1999. He began his coaching career in 2000 with the Angels Midwest League affiliate, Cedar Rapids.

A graduate of New Life Christian High School in Highland, Calif., Betten began his college career at RCC, earning All-American, All-Southern California and All-Orange Empire Conference honors for Coach Rogers in 1992 and 1993. He then earned a scholarship to Arizona State. Playing for Coach Jim Brock, Betten was part of a team that finished third in the 1994 College World Series. In 1995, Betten earned All-Pacific 10 Conference first team honors. He also served as a team captain.

Betten earned a Bachelor's Degree in sociology from Thomas Edison State College in 1998. He also earned a Master's Degree in physical education from Azusa Pacific University in 2002.

Betten's hobbies include playing golf and cooking. He and his wife, Amy, have three children, Beau, Cody and Grace, and reside in Riverside. Beau joined the CPP baseball program ahead of the 2024 season, and currently plays infield for the Broncos.

BETTEN VICTORY MILESTONES

WIN #	GAME#	DATE	SCORE / OPPONENT	LOCATION
1st	1	Feb 3, 2011	5-3 at Cal State Dominguez Hills	Carson, Calif.
100th	165	Feb 14, 2014	6-2 vs Cal State Monterey Bay	Pomona, Calif.
200th	313	Apr 29, 2016	12-6 at Cal State San Bernardino	San Bernardino, Calif.
300th	489	Apr 27, 2019	5-3 at Cal State San Marcos	San Marcos, Calif.
400th	655	Apr 6, 2024	5-4 at Stanislaus State	Turlock, Calif.

Wins Among Active CCAA Head Coaches

Overall wins with CCAA institutions

NAME	SCHOOL(S)	YRS	WINS
Dave Taylor	CHICO/CSULA	21	648
Kenny Leonesio	STAN	23	520
Walt White	CSUMB	15	445
Randy Betten	**CPP**	**15**	**431**
Vince Beringhele	CSULA	18	396
Mike Cummins	CSUEB/SFSU	15	287
Tyler Wright	CSUDH	10	182
Mike Nadeau	CSUSB	8	162
Jose Garcia	CSUSM	3	72

Wins Among Active NCAA Division II Coaches

West Region Head Coaches

NAME	SCHOOL	YRS	WINS	%
16. Paul Svagdis	WC	29	851	.626
23. Desi Storey	CWU	34	730	.463
27. Dave Taylor	CHICO	22	705	.618
48. Joe Schaefer	NNU	18	544	.609
53. Kenny Leonesio	STAN	22	520	.475
55. Oscar Hirschkorn	FPU	20	505	.529
59. Rob Pegg	VAN	20	488	.480
62. Walt White	CSUMB	14	445	.609
67. Randy Betten	**CPP**	**14**	**431**	**.590**
74. Vince Beringhele	CSULA	17	396	.486

BETTEN ERA SUPERLATIVES

Games 731
Overall Record ..... 431-300 (.590)
- CCAA Record ..... 308-220 (.583)
- Non-Conference Record ..... 123-80 (.606)
- CCAA Tournament ..... 24-15 (.615)
- NCAA Tournament ..... 20-19 (.513)

Home ..... 233-118 (.664)
- Home (Non-Conference) ..... 56-23 (.709)
- Home (CCAA) ..... 171-92 (.650)
- Home (Postseason) ..... 6-3 (.667)

Away ..... 163-160 (.505)
Neutral ..... 35-22 (.614)

In January 0-1
In February 122-69
In March 109-105
In April 133-78
In May 66-46
In June 1-1

Single Games 235-156
Doubleheaders 196-144
- Game 1 of DH 96-74
- Game 2 of DH 100-70

Shutouts 60-20
1-Run Games 99-93
5+ Run Games 187-74
10+ Run Games 59-13
Extra Innings 35-20
Walkoffs 41-34

Most Runs Scored (Game) ..... 28 (W, 28-12 vs CSUSM, 4/21/17)
Most Runs Allowed (Game) ..... 23 (L, 6-23 vs CSUMB, 4/3/16)

Largest Wins ..... +20 (W, 20-0 vs Saint Martin's, 2/3/12)
..... +19 (W, 19-0 at CSUMB, 4/7/19)

Largest Losses ..... -17 (L, 2-19 at Azusa Pacific, 5/18/19)
..... -17 (L, 6-23 vs CSUMB, 4/3/16)

10+ Game Win Streaks .... 3 (Last: 13 games; 4/15/17 - 5/11/17)
Longest Win Streak ..... 13 games (4/15/17 - 5/11/17)

5+ Game Losing Streaks .... 6 (Last: 6 games; 4/11/25 - 4/26/25)
Longest Losing Streak ..... 8 games (3/16/25 - 3/29/25)



Head coach Randy Betten being presented with an autographed 400-win poster by his son and then current player, Beau, on April 15, 2024.

COACHING STAFF



JENZEN TORRES ASSOCIATE HEAD COACH

Jenzen Torres, the program's all-time home run leader, enters his 13th season (14th year) as a member of the CPP baseball coaching staff in 2026, and fifth season as the associate head coach. Torres currently serves as the pitching coach, catching coach, and recruiting coordinator. He also served as the hitting coach from 2013 to 2016.

In Torres' 13 seasons on staff, the Broncos own an overall record of 364-259, good for a .584 winning percentage. He has also recruited and coached multiple All-Americans, including David Armendariz, Ryan Olson, Kyle Garlick, Michael Koval, Will Rudy, and Caleb Reyes. Since 2020, the Cal Poly Pomona pitching staff ranks first in the CCAA with a 4.54 team ERA, while never ranking below second in each of those four seasons. In that span, they also rank second in total strikeouts and first in strikeouts per nine innings.

Torres has coached 18 players that have gone on to play in MiLB or MLB, 15 of whom were drafted out of CPP. In the summer of 2015, Torres coached the Cape Cod League Champions, the YD Red Sox, as an assistant under head coach Scott Pickler.

The Valencia, California, native was a three-time All-West Region selection as a four-year starter for Cal Poly Pomona from 2009 to 2012 and is the program's all-time home run leader, blasting 34 long balls in 199 career games. A career .300 hitter (209 hits in 697 at bats), he is also No. 2 all-time with 169 runs batted in. After his CPP playing career, Torres played a summer of professional baseball with the Hawaii Stars of the North American Baseball League (NAL).



ANTHONY MIZRAHI ASSISTANT COACH

Anthony Mizrahi was named an assistant coach for the Cal Poly Pomona baseball program in August 2024, after serving as a program associate since the 2020 season.

Mizrahi enters his 6th season (7th year) in 2026, the Broncos owning an overall record of 124-108 (.534) and three NCAA Tournament appearances with Mizrahi on the coaching staff.

The La Cañada native is an alum of Cal Poly Pomona, having also been a relief pitcher for the Bronco baseball team from 2017-2019. During his time as a student-athlete, Mizrahi made 23 appearances on the mound, throwing 20.1 innings and striking out 18 batters with a 1-1 record. In 2018, he picked up his first win at Stanislaus State, going 2.0 innings in relief. In 2019, Mizrahi helped the Broncos capture their second CCAA Tournament title in program history, and had a scoreless outing against nationally-ranked Azusa Pacific in the NCAA West Regionals.

Before Cal Poly Pomona, Mizrahi played two seasons at Pasadena City College. From 2015-2016, he threw 64.0 innings for the Lancers in 29 appearances, recording three wins and four saves with a 3.23 ERA. He also struck out 55 batters, good for a 7.73 strikeout-per-nine ratio.



JIMMY RAMOS VOLUNTEER ASSISTANT COACH

A former center fielder for Cal Poly Pomona, Jimmy "Kimo" Ramos begins the 23rd year of his third stint as a member of the Bronco coaching staff. The 2026 season marks his 55th year of coaching overall, and 43rd year coaching with the Broncos. Ramos' #1 became the second number retired by the CPP baseball program, joining #7 John Scolinos on the outfield fence on February 2, 2017.

Entering the 2026 season, Ramos has been on the coaching staff for 1,159 wins, and has coached in 65.6% of all Cal Poly Pomona baseball games ever played.

In November 2012, Ramos managed the Philippines national team at the World Baseball Classic (WBC) qualifying tournament. Earlier in 2012, Ramos worked for Major League Baseball International at the MLB Academy in Changzhou, China.

Ramos played for the Broncos in 1970-71 and then began a coaching career that has included time at Mt. San Antonio College, Fullerton Junior College and Esperanza High School. Ramos coached the freshman and junior varsity teams at Cal Poly Pomona from 1972-76 and then went to Mt. SAC for one season. He became the head coach at Esperanza for three seasons from 1978-80 before returning to Cal Poly Pomona, where he stayed for the next 15 years.

He was then an assistant coach at Mt. SAC again from 1996-2000 and went to Fullerton Junior College from 2000-03, before finally returning back to the Broncos in 2004.



KEVIN BOWLER VOLUNTEER ASSISTANT COACH

Kevin Bowler enters his 9th season (10th year) as a member of the Cal Poly Pomona baseball coaching staff in 2026.

Bowler helps in a variety of roles, including first base coach. In Bowler's 9 seasons with CPP, the Broncos have gone 218-182, good for a .545 winning percentage. This includes five appearances in the NCAA Tournament and six appearances in the CCAA Tournament, winning titles in 2019 and 2022.

2026 TEAM ROSTER





INF
L-R
2

Sebastian Casillas
Jr. / 5'10" / 170 lbs
San Diego, CA



INF
L-R
3

Bryan Richman
Jr. / 5'5" / 150 lbs
Sierra Madre, CA



C
R-R
4

Daniel Luther
Fr. / 5'11" / 195 lbs
Norco, CA



INF
R-R
5

Justin Yeutter
Fr. / 6'0" / 180 lbs
Rancho Cucamonga, CA



RHP
R-R
6

Anthony Vasquez
Jr. / 6'1" / 195 lbs
Covina, CA



INF
R-R
8

Diego Murillo
R-Sr. / 5'11" / 170 lbs
San Luis Obispo, CA



C
R-R
9

Ashton Romero
Fr. / 6'0" / 195 lbs
San Dimas, CA



OF
R-R
10

Tyler Garcia
Jr. / 6'0" / 190 lbs
Northridge, CA



C/OF
R-R
11

Tyler Blade
R-Fr. / 6'1" / 185 lbs
Corona, CA



OF
L-L
12

Daniel Ruiz
Jr. / 5'11" / 185 lbs
San Gabriel, CA



INF
L-R
13

Gage Gonzales
Sr. / 6'1" / 185 lbs
Riverside, CA



RHP
R-R
14

Matt Lorenzano
Sr. / 5'11" / 190 lbs
West Covina, CA



RHP
R-R
15

Aaron Ceniceros
R-Jr. / 6'0" / 195 lbs
Orange, CA



C
R-R
16

Evan Nahra
R-Jr. / 6'1" / 210 lbs
Altadena, CA



RHP
R-R
17

Colt Tucker
Sr. / 6'3" / 180 lbs
Temecula, CA

2026 TEAM ROSTER



Jameson Ferraro
R-Jr. / 6'3" / 200 lbs
La Crescenta, CA



Austin Duarte
R-Fr. / 6'0" / 195 lbs
Anaheim, CA



Julian Angulo
Jr. / 6'3" / 230 lbs
Downey, CA



Sebastian Arguelles
R-Sr. / 6'0" / 195 lbs
Monterey Park, CA



Rex Jarcy
R-Fr. / 6'0" / 180 lbs
Tustin, CA



Dominic Porter
Sr. / 5'11" / 185 lbs
San Pedro, CA



Anthony Cosme
So. / 6'0" / 208 lbs
Inglewood, CA



Kalai Benavente
Fr. / 6'1" / 190 lbs
Norwalk, CA



Matthew Leyva
R-Jr. / 6'1" / 215 lbs
La Puente, CA



Christian Gomez
So. / 6'1" / 200 lbs
Upland, CA



Dylan Esquival
Sr. / 6'3" / 225 lbs
Rancho Cucamonga, CA



Sean Suriyaniel
R-So. / 6'3" / 200 lbs
Hacienda Heights, CA



Jack Sanders
R-Sr. / 5'8" / 195 lbs
San Diego, CA



Dominic De Feo
R-Jr. / 5'11" / 200 lbs
Palo Alto, CA



Geo Hernandez
R-Jr. / 6'0" / 190 lbs
Los Angeles, CA



Hauze Fragoso
Sr. / 6'1" / 200 lbs
Downey, CA



Andrew Dusablon
R-Sr. / 6'3" / 180 lbs
Palmdale, CA



Andrew Campbell
Sr. / 6'0" / 205 lbs
Riverside, CA



Zack Bauer
R-Sr. / 6'2" / 205 lbs
Covina, CA



Gavin Smith
R-Fr. / 6'5" / 210 lbs
Ontario, CA



Arturo Rodriguez
Jr. / 6'4" / 220 lbs
Palm Desert, CA



Matt Hammond
Jr. / 6'5" / 220 lbs
Redondo Beach, CA



Anthony Jojola
Jr. / 6'3" / 205 lbs
Cypress, CA

ADMINISTRATION & SUPPORT STAFF



BRIAN SWANSON

Director of Athletics

Contact
bswanson@cpp.edu
(909) 869-2810



PAMELA DONNELLY

Senior Associate Athletics Director / SWA

Contact
pldonnelly@cpp.edu
(909) 869-3786



SCOTT TSUJI

Assistant Athletics Director, Student Services

Contact
stsuji@cpp.edu
(909) 869-2503



JENNY MILLER

Assistant Athletics Director, Compliance

Contact
jeheimstead@cpp.edu
(909) 869-4913



DR. ANTHONY KIM

Faculty Athletic Representative

Contact
hongbumkim@cpp.edu
(909) 869-2898



ALEX KLINE

Assistant Athletics Director, Communications

Contact
askline@cpp.edu
(909) 869-2818



DELANIE GEARING

Assistant Director of Athletic Communications

Contact
dlgearing@cpp.edu
(909) 869-5436



SARAH MACIAS

Assistant Athletics Director, Marketing & Creative Services

Contact
samacias@cpp.edu
(909) 869-4456



ALEXIS HENRY

Athletics Facilities & Events Coordinator

Contact
alexishenry@cpp.edu
(909) 869-4979



KEVIN GOMEZ

Assistant Athletics Director, Development

Contact
kevincgomez@cpp.edu
(909) 869-2812



RUEM MALASARN

Assistant Athletics Director, Sports Performance

Contact
rmalasarn@cpp.edu
(909) 869-2834



ASHLEY MUSICK

Associate Head Athletic Trainer

Contact
acmusick@cpp.edu
(909) 869-5437



RACHEL WILSON

Athletic Trainer
Baseball, Volleyball

Contact
rjwilson@cpp.edu
(909) 869-2825



MIKE SENYO

Head Strength and Conditioning Coach

Contact
mjsenyo@cpp.edu
(909) 869-5696



ERIC MUNSEY

Assistant Strength and Conditioning Coach

Contact
ejmunsey@cpp.edu
(909) 869-5696

SCOLINOS FIELD



2020

Scolinos Field is home to the Cal Poly Pomona baseball team. The facility holds 500 fans and is located adjacent to Kellogg Stadium, the Track & Field and Soccer complex. The facility is named after Cal Poly Pomona coaching great John Scolinos, who led the Broncos to three national championships (1976, 1980, 1983) and 812 wins during his 30-year tenure as the head coach. The Scolinos Field name dedication took place on February 11, 1980. Since its renaming, the Broncos own an all-time record of 684-460-8 (.597) at home.

Before the 1980 season, the facility was called Kellogg Field. The original field dedication took place on February 16, 1968 in a scrimmage against the Los Angeles Dodgers. Al Campanis, the Vice President of the Dodgers, presented a dedicatory plaque to CPP President Robert Kramer and head coach John Scolinos.

Two numbers are retired on the outfield fence, #7 for John Scolinos, and #1 for current assistant coach Jimmy Ramos. Ramos completed his 42nd season with the program in 2025.

Scolinos Field has been the site of five NCAA West Regionals, taking place in 1976, 1979, 1980, 1983, and 1985. The Broncos won all five of those West Regionals, advancing to the DII College World Series and winning national titles in three of those five appearances. In total, the Broncos own a 15-5 record at Scolinos Field in the NCAA Tournament with a +53 run differential.

In 2015, The Broncos hosted the West Regionals at Mazmanian Field in Walnut on the campus of Mt. SAC, as Scolinos Field did not yet have lights - which had become a requirement to host. Cal Poly Pomona won that regional as well, making them a perfect 6-for-6 in claiming a west region title every time they have hosted. In 2024, Scolinos Field was home to the CCAA Tournament, the first time the event was hosted at the facility.


2025




1968



DATES

Opened
Kellogg Field
February 16, 1968

Renamed Scolinos Field
February 11, 1980

Lights Installed
January 30, 2016

Backstop & Field Renovation
Summer 2019

Permanent Sound System
March 20, 2024

Capacity
500

HOME RECORDS

YEAR	G	WIN%	RECORD
1980	31	.677	21-10
1981	24	.646	15-8-1
1982	28	.446	12-15-1
1983	28	.714	20-8
1984	25	.480	12-13
1985	27	.556	15-12
1986	23	.565	13-10
1987	24	.667	16-8
1988	22	.818	18-4
1989	21	.429	9-12
1990	22	.409	9-13
1991	24	.750	18-6
1992	24	.583	14-10
1993	26	.654	17-9
1994	29	.638	18-10-1
1995	28	.643	18-10
1996	25	.300	7-17-1
1997	27	.556	15-12
1998	22	.568	12-9-1
1999	26	.692	18-8
2000	29	.655	19-10
2001	27	.704	19-8
2002	29	.707	20-8-1
2003	28	.286	8-20
2004	27	.482	12-13-2
2005	26	.577	15-11
2006	25	.440	11-14
2007	25	.400	10-15
2008	28	.357	10-18
2009	24	.667	16-8
2010	**32**	.563	18-14
2011	26	.654	17-9
2012	26	.731	19-7
2013	26	.500	13-13
2014	24	**.833**	20-4
2015	23	.739	17-6
2016	26	.808	21-5
2017	27	.630	17-10
2018	26	.539	14-12
2019	24	.625	15-9
2020	11	.727	8-3
2021	*Season Canceled*		
2022	29	.793	**23-6**
2023	25	.680	17-8
2024	27	.630	17-10
2025	26	.423	11-15

TOTAL 684-460-8 (.597)

INDIVIDUAL CAREER RECORDS BATTING


Jenzen Torres (2009-12)


Tom Weeks (1984-87)


Johnny Pappas (2020-25)

GAMES PLAYED

1.	Tom Scaletta	1982-85	230
2.	Jacob Bernardy	2015-18	228
3.	Tom Weeks	1984-87	225
4.	Nic Hernandez	2016-19	213
5.	**Johnny Pappas**	**2020-25**	**211**
6.	Scot Pyle	1976-79	204
7.	Matt Stevens	2002-05	201
8.	Jenzen Torres	2009-12	199
9.	Anthony Iten	1994-97	197
10.	Brian Grier	1985-89	196

GAMES STARTED SINCE 1992

1.	Jacob Bernardy	2015-18	214
2.	**Johnny Pappas**	**2020-25**	**208**
3.	Nic Hernandez	2016-19	207
4.	Jenzen Torres	2009-12	198
5.	Matt Stevens	2002-05	190
6.	Chris Fusillo	1998-01	188
7.	Anthony Iten	1994-97	183
8.	Brennan McKenzie	2017-20	175
9.	Ryan Vorell	1998-01	166
10.	Jason Padlo	2013-17	161

AT-BATS

1.	Tom Weeks	1984-87	854
2.	Tom Scaletta	1982-85	805
3.	**Johnny Pappas**	**2020-25**	**788**
4.	Nic Hernandez	2016-19	783
5.	Matt Stevens	2002-05	741
6.	Chris Fusillo	1998-01	729
7.	Jacob Bernardy	2015-18	716
8.	Jenzen Torres	2009-12	697
9.	David Schuster	1983-86	672
10.	Scott Daniels	1990-93	669

HITS

1.	Tom Weeks	1984-87	285
2.	**Johnny Pappas**	**2020-25**	**258**
3.	Nic Hernandez	2016-19	251
4.	Matt Stevens	2002-05	249
5.	Chris Clark	1978-80	230
6.	Tom Scaletta	1982-85	229
7.	Justin Davis	1999-01	228
8.	Jason Padlo	2013-17	227
9.	Chris Fusillo	1998-01	225
10.	David Schuster	1983-86	221

BATTING AVERAGE MINIMUM

1.	Brian Mena	1992-93	.399	126-316
2.	Kirk Gross	2006-07	.396	97-245
3.	Justin Davis	1999-01	.379	227-602
4.	Chris Goldbach	1988-89	.377	141-374
5.	Jason Padlo	2013-17	.376	227-603
6.	Chris Clark	1978-80	.369	230-624
	Travis Taijeron	2010-11	.369	146-396
8.	John Broders	1978-79	.367	172-469
	Ken Hellyer	1975-76	.367	115-313
10.	Tom Eide	1993-94	.355	159-448

DOUBLES

1.	Tom Weeks	1984-87	65
2.	Nic Hernandez	2016-19	60
3.	**Johnny Pappas**	**2020-25**	**55**
4.	Anthony Iten	1994-97	53
5.	Jeff Ellena	1999-01	47
6.	Matt Stevens	2002-05	46
7.	Chris Fusillo	1998-01	45
	Dave Hajek	1987-89	45
	Chris Clark	1978-80	45
10.	Brennan McKenzie	2017-20	44

TRIPLES

1.	Justin Davis	1999-01	15
	Dennis Sherow	1974-76	15
3.	John Love	1984-85	11
4.	Dan Blood	1969-70	10
5.	Chris Butterfield	1988-89	9
6.	Jeff Ellena	1999-01	8
	Tom Weeks	1984-87	8
	Chris Clark	1978-81	8
	Brian Zell	1980	8
10.	**Jack Sanders**	**2024-25**	**7**
	Joseph Eusebio	2011-14	7

HOME RUNS

1.	Jenzen Torres	2009-12	34
2.	Tom Weeks	1984-87	33
3.	Travis Taijeron	2010-11	32
4.	Ryan Vorell	1998-01	28
	Marty Rivero	1983-86	28
6.	Nic Hernandez	2016-19	27
7.	Chris Fusillo	1998-01	26
8.	**Johnny Pappas**	**2020-25**	**23**
9.	Brennan McKenzie	2017-20	20
10.	Kyle Garlick	2015	17
	Justin Davis	1999-01	17
	Rocky Asbury	1997-98	17
	Brian Grier	1985-89	17
	Keith Barrett	1986-88	17
	Jim Torchia	1983-85	17

AT-BATS / HOME RUN 200+ AB

1.	Travis Taijeron	2010-11	12.4
2.	Kyle Garlick	2015	14.3
3.	**Jack Sanders**	**2024-25**	**15.5**
4.	Jenzen Torres	2009-12	20.5
5.	Rocky Asbury	1997-98	21.2
	Daniel Pitts	2015-17	21.2

RUNS BATTED IN

1.	Tom Weeks	1984-87	194
2.	Jenzen Torres	2009-12	169
3.	Ryan Vorell	1998-01	150
4.	Nic Hernandez	2016-19	149
5.	Chris Fusillo	1998-01	144
6.	Brennan McKenzie	2017-20	134
7.	**Johnny Pappas**	**2020-25**	**131**
8.	Justin Davis	1999-01	127
9.	**Marco Malerba**	**2023-25**	**119**
10.	Matt Stevens	2002-05	117
	Marty Rivero	1983-86	117

INDIVIDUAL CAREER RECORDS BATTING

MINIMUM • 2+ Years • 200+ At-Bats • Since 1992

TOTAL BASES

1.	Tom Weeks	1984-87	465*
2.	Nic Hernandez	2016-19	394
3.	Johnny Pappas	2020-25	390
4.	Chris Clark	1978-80	362
5.	Chris Fusillo	1998-01	354
6.	Jenzen Torres	2009-12	353
7.	Justin Davis	1999-01	351
8.	Matt Stevens	2002-05	329
9.	Jeff Ellena	1999-01	317
10.	Brennan McKenzie	2017-20	312

ON-BASE % MINIMUM

1.	Travis Taijeron	2010-11	.490
2.	Brian Dennis	1993-94	.484
3.	Kirk Gross	2006-07	.478
4.	Justin Davis	1999-01	.466
5.	Forest Long	1997-98	.459
6.	Brian Mena	1992-93	.455
7.	Andre Gomez	1999-00	.447
8.	Ryon Knowles	2019-22	.439
	Jason Padlo	2013-17	.439
10.	Chris Brehm	2008-09	.438

HIT BY PITCH SINCE 1990

1.	Jenzen Torres	2009-12	51
2.	Andre Gomez	1999-00	48
3.	Johnny Pappas	2020-25	37
4.	Brian Dennis	1993-94	36
5.	Beau Betten	2024-25	34
6.	Ryan Vorell	1998-01	31
7.	Erik Riedel	2009-10	27
8.	Ryon Knowles	2019-22	25
	Joseph Eusebio	2011-14	25
10.	Jordan Whitman	2010-13	24

RUNS SCORED

1.	Johnny Pappas	2020-25	176
2.	Tom Weeks	1984-87	168
3.	Tom Scaletta	1982-85	165
4.	Nic Hernandez	2016-19	147
5.	Jenzen Torres	2009-12	144
6.	Dave Hajek	1987-89	137
7.	Chris Clark	1978-80	135
8.	Matt Stevens	2002-05	134
9.	Justin Davis	1999-01	133
10.	Jeff Ellena	1999-01	129

SLUGGING % MINIMUM

1.	Travis Taijeron	2010-11	.707
2.	Jack Sanders	2024-25	.651
3.	Brian Mena	1992-93	.617
4.	Daniel Pitts	2015-17	.587
5.	Justin Davis	1999-01	.583
6.	Brian Dennis	1993-94	.561
7.	Kirk Gross	2006-07	.547
8.	Tom Eide	1993-94	.538
9.	A.J. Cavaletto	2007-08	.533
10.	Chris Brehm	2008-09	.528

SACRIFICE FLIES SINCE 1992

1.	Ryan Vorell	1998-01	14
2.	Johnny Pappas	2020-25	13
	Joseph Eusebio	2011-14	13
4.	Marco Malerba	2023-25	11
	Jenzen Torres	2009-12	11
6.	Anthony Gibbons	2024-25	10
	Nick Lugo	2022-24	10
	Brennan McKenzie	2017-20	10
	Ryan Webberley	2015-16	10
	Nick Cooksey	2012-15	10
	Anthony Gonzales	2002-03	10

STOLEN BASES

1.	Grant Stephens	1990-93	53
2.	Chris Stratton	2016-17	52
	Kevin Thornhill	1974-75	52
4.	Scot Pyle	1976-79	50
5.	Aaron Edwards	1992-94	45
6.	Steve Brueker	1972-74	40
7.	Dennis Sherow	1974-76	39
	Bob Brett	1971-72	39
9.	John Broders	1978-79	38
10.	Tim Torchia	1983-85	35

OPS MINIMUM

1.	Travis Taijeron	2010-11	1.197
3.	Brian Mena	1992-93	1.072
3.	Jack Sanders	2024-25	1.058
4.	Justin Davis	1999-01	1.049
5.	Brian Dennis	1993-94	1.045
6.	Kirk Gross	2006-07	1.024
7.	Daniel Pitts	2015-17	1.003
8.	Chris Brehm	2008-09	.966
9.	Brad Downing	1997-98	.950
10.	Ryon Knowles	2019-22	.944

SACRIFICE HITS SINCE 1992

1.	Jacob Bernardy	2015-18	32
2.	Dan Bobadilla	1999-01	22
3.	Bo Walter	2013-14	17
	Forest Long	1997-98	17
5.	Alex Kline	2015-19	16
	Christian Kelley	2014-15	16
	Trevor Magno	2013-14	16
	Mike Santora	2011-12	16
9.	Nick Peifer	2017-20	15
10.	Cesar Lopez	2018-22	14
	Grant Stephens	1992-93	14

WALKS

1.	Tom Scaletta	1981-85	179
2.	Johnny Pappas	2020-25	122
	Scot Pyle	1976-79	122
4.	Nic Hernandez	2016-19	109
5.	Jenzen Torres	2009-12	100
	Tom Weeks	1984-87	100
7.	Chris Clark	1978-80	97
8.	Matt Stevens	2002-05	94
	Justin Davis	1999-01	94
10.	Wendell Kim	1970-72	91

RUNS CREATED MINIMUM

1.	Johnny Pappas	2020-25	162.9
2.	Justin Davis	1999-01	162.4
3.	Nic Hernandez	2016-19	159.0
4.	Jenzen Torres	2009-12	136.9
5.	Matt Stevens	2002-05	135.1
6.	Travis Taijeron	2010-11	132.3
7.	Chris Fusillo	1998-01	127.6
8.	Brennan McKenzie	2017-20	121.0
9.	Jason Padlo	2013-17	117.4
10.	Ryan Vorell	1998-01	112.9

STRIKEOUTS SINCE 1992

1.	Jenzen Torres	2009-12	157
2.	Tyler Chaffee	2022-25	143
3.	Jacob Bernardy	2015-18	119
	Chris Fusillo	1998-01	119
5.	Ryan Vorell	1998-01	112
6.	Brennan McKenzie	2017-20	111
7.	Nic Hernandez	2016-19	107
8.	Jordan Whitman	2011-13	106
9.	Johnny Pappas	2020-25	104
10.	Marco Malerba	2023-25	98

BABIP MINIMUM

1.	Kirk Gross	2006-07	.422
2.	Jason Padlo	2013-17	.417
3.	Travis Taijeron	2010-11	.413
4.	Brian Mena	1992-93	.409
5.	Aaron Edwards	1992-94	.399
6.	Justin Davis	1999-01	.390
7.	Tom Eide	1993-94	.388
8.	Daniel Pitts	2015-17	.382
	Joseph Eusebio	2011-14	.382
10.	A.J. Cavaletto	2007-08	.381

RUNS CREATED / GAME MINIMUM

1.	Travis Taijeron	2010-11	1.19
2.	Brian Mena	1992-93	1.06
3.	Jack Sanders	2024-25	1.04
4.	Justin Davis	1999-01	1.02
5.	Kirk Gross	2006-07	0.91
6.	Tom Eide	1993-94	0.87
7.	Daniel Pitts	2015-17	0.84
8.	A.J. Cavaletto	2007-08	0.81
	Ryon Knowles	2019-22	0.81
	Brad Downing	1997-98	0.81

DOUBLE PLAYS SINCE 1992

1.	Kevin Falls	2004-07	21
2.	Jason Padlo	2013-17	20
3.	Joseph Eusebio	2011-14	19
4.	Nic Hernandez	2016-19	18
5.	Chase Stroupe	2003-06	17
	Anthony Esquer	2003-06	17
7.	Marco Malerba	2023-25	16
	Chris Miller	2011-12	16
9.	Johnny Pappas	2020-25	15
	Marc Evans	2004-06	15
	Matt Stevens	2002-05	15

INDIVIDUAL SEASON RECORDS BATTING

MINIMUM • 100+ At-Bats • Since 1992



Kyle Garlick (2015)



Mike Ashman (1980-81)



Travis Taijeron (2010-11)

GAMES PLAYED

1.	Jim Torchia	1985	69
	John Broders	1979	69
3.	John Love	1985	68
	Chris Clark	1980	68
	Dennis Sherow	1976	68
6.	Tom Weeks	1985	67
	Jeff Edwards	1985	67
	Chris Clark	1979	67
	Kevin Jenkins	1976	67
	Clay Harris	1976	67

GAMES STARTED SINCE 1992

1.	Kyle Garlick	2015	63
2.	Ryan Webberley	2015	62
3.	Nick Cooksey	2015	61
	Noel Magpoc	1995	61
5.	Joseph Ibarra	1995	60
6.	Jared James	2016	59
	Michael Zidek	2015	59
	Ryan Goodman	2011	59
	Travis Taijeron	2011	59
	Jordan Whitman	2011	59
	Jason Wakefield	1995	59

AT-BATS

1.	John Love	1985	284
2.	John Broders	1979	279
3.	Dennis Sherow	1976	273
4.	Chris Clark	1980	265
5.	Mike Ashman	1980	260
6.	Jim Torchia	1985	258
7.	Chris Clark	1979	257
8.	Tom Weeks	1985	256
9.	Ken Foster	1980	251
10.	Clay Harris	1976	248

HITS

1.	John Love	1985	115
2.	Chris Clark	1980	108
	Dennis Sherow	1976	108
4.	John Broders	1979	102
5.	Mike Ashman	1980	95
6.	Tom Weeks	1985	94
7.	John Hotchkiss	1981	92
8.	Chris Clark	1979	89
	Ken Hellyer	1976	89
10.	Kyle Garlick	2015	87

BATTING AVERAGE 100+ AB

1.	Steve Ludewig	1973	.441	(52-118)
2.	Louis Smith	1965	.435	(50-115)
3.	John Hotchkiss	1981	.426	(92-216)
4.	Jason Padlo	2017	.407	(77-189)
	Chris Clark	1980	.407	(108-265)
6.	Forest Long	1998	.406	(58-143)
	Brian Mena	1993	.406	(69-170)
8.	Justin Davis	1999	.405	(70-173)
	John Love	1985	.405	(115-284)
	Larry Beardman	1983	.405	(66-163)

DOUBLES

1.	Tom Weeks	1985	28
2.	Alex Torres	1976	26
3.	Chris Clark	1980	25
4.	Tom Eide	1994	24
5.	Nic Hernandez	2019	23
	Dave Hajek	1988	23
7.	Anthony Gonzalez	2002	22
	John Broders	1979	22
9.	Mike Ashman	1980	21
	Ken Foster	1980	21
	Alex Torres	1976	21

TRIPLES

1.	Dennis Sherow	1976	10
2.	Brian Zell	1980	8
	Dick Polos	1960	8
4.	Justin Davis	1999	7
	Chris Butterfield	1988	7
	John Love	1985	7
	Dan Blood	1970	7
8.	Jack Sanders	2024	6
	Jeff Ellena	2001	6
	Chris Clark	1979	6

HOME RUNS

1.	Kyle Garlick	2015	17
2.	Travis Taijeron	2011	16
	Travis Taijeron	2010	16
4.	Jack Sanders	2024	14
	Ryan Vorell	2001	14
6.	Rocky Asbury	1998	13
	John Love	1985	13
	John Hotchkiss	1981	13
9.	Jenzen Torres	2010	12
	Justin Davis	2001	12
	Jim Torchia	1985	12
	Dennis Sherow	1976	12

AT-BATS / HOME RUN MINIMUM

1.	Travis Taijeron	2010	12.3
2.	Travis Taijeron	2011	12.4
3.	Rocky Asbury	1998	13.0
4.	Ryan Vorell	2001	14.2
5.	Kyle Garlick	2015	14.3
6.	Jason Stuck	2003	14.7
7.	Jenzen Torres	2010	14.9
8.	Brian Dennis	1994	15.0
9.	Jack Sanders	2024	15.3
10.	Matt Bullock	1992	15.9

RUNS BATTED IN

1.	Ken Hellyer	1976	62
2.	Tom Eide	1994	61
3.	Tom Weeks	1985	60
4.	Jack Sanders	2024	58
	Ryan Vorell	2001	58
	Tom Weeks	1987	58
7.	John Broders	1979	57
8.	Kyle Garlick	2015	56
	David Armendariz	2014	56
	Mike Ashman	1980	56

INDIVIDUAL SEASON RECORDS BATTING

MINIMUM • 100+ At-Bats • Since 1992

TOTAL BASES

1.	John Love	1985	180
2.	Chris Clark	1980	164
3.	Kyle Garlick	2015	162
4.	Tom Weeks	1985	153
5.	John Hotchkiss	1981	149
6.	Travis Taijeron	2011	148
7.	Jack Sanders	2024	140
8.	Ken Foster	1980	138
9.	Justin Davis	2001	135
10.	Tom Eide	1994	134

ON-BASE % 100+ AB, SINCE 1989

1.	Brian Dennis	1994	.550
2.	Travis Taijeron	2011	.534
3.	Brian Mena	1992	.529
4.	Justin Davis	1999	.523
5.	Brian Mena	1993	.522
6.	Forest Long	1998	.511
7.	Brian Dennis	1993	.507
8.	Dave Hajek	1989	.506
9.	Craig Benham	1992	.504
10.	Dave Anderlik	1994	.498
	Ramiro Garcia	1991	.498

HIT BY PITCH SINCE 1992

1.	Andre Gomez	2000	30
2.	Brian Dennis	1993	20
3.	Beau Betten	2024	18
	Andre Gomez	1999	18
5.	Beau Betten	2025	16
	Jenzen Torres	2012	16
	Brian Dennis	1994	16
8.	Erik Riedel	2009	15
9.	Johnny Pappas	2022	14
	Jenzen Torres	2010	14
	Jenzen Torres	2009	14

RUNS SCORED

1.	Chris Clark	1980	76
2.	Dennis Sherow	1976	73
3.	Kyle Garlick	2015	70
4.	John Love	1985	65
5.	Johnny Pappas	2024	60
	Jeff Ellena	2001	60
7.	Jack Sanders	2024	59
	Travis Taijeron	2011	59
9.	Ryon Knowles	2022	57
10.	Tom Eide	1994	56
	Dave Hajek	1989	56

SLUGGING % 100+ AB, SINCE 1984

1.	Travis Taijeron	2011	.744
2.	Travis Taijeron	2010	.670
3.	Kyle Garlick	2015	.667
	Brian Dennis	1994	.667
5.	Brian Mena	1992	.664
6.	Justin Davis	2001	.655
7.	Jack Sanders	2024	.654
8.	John Love	1985	.634
9.	Ron Johns	1984	.625
10.	Daniel Pitts	2017	.619

SACRIFICE FLIES SINCE 1992

1.	Ryan Webberley	2016	9
2.	Anthony Gibbons	2024	8
	Joseph Eusebio	2013	8
4.	Donnie Furnald	2000	7
5.	Caleb Romo	2016	6
	Ryan Vorell	2001	6
	Sergio Brown	1993	6
8.	*12 Tied*		5

STOLEN BASES

1.	Aaron Edwards	1994	40
2.	Bryan Dean	1982	31
3.	Kevin Thornhill	1975	28
	Bob Brett	1972	28
5.	Chris Stratton	2017	27
6.	John Broders	1979	26
7.	Chris Stratton	2016	25
	Grant Stephens	1993	25
9.	Barry Brown	1997	24
	Noel Magpoc	1995	24
	Kevin Thornhill	1974	24

OPS MINIMUM

1.	Travis Taijeron	2011	1.278
2.	Brian Dennis	1994	1.217
3.	Brian Mena	1992	1.193
4.	Justin Davis	1999	1.124
5.	Kyle Garlick	2015	1.119
6.	Travis Taijeron	2010	1.111
7.	Justin Davis	2001	1.106
8.	Brian Mena	1993	1.098
9.	Dave Anderlik	1994	1.077
10.	Tom Eide	1994	1.067

SACRIFICE HITS SINCE 1992

1.	Jacob Bernardy	2015	17
2.	Forest Long	1997	12
3.	Dan Bobadilla	2000	11
	Jeff Coleman	1998	11
5.	Beau Betten	2024	10
	Christian Kelley	2015	10
	Bo Walter	2013	10
	Mike Santora	2011	10
	Nahum Renteria	1999	10
10.	*3 Tied*		9

WALKS

1.	Tom Scaletta	1984	52
2.	Travis Taijeron	2011	50
	Chris Clark	1980	50
4.	Tom Scaletta	1985	48
	Scot Pyle	1979	48
6.	Brian Dennis	1994	44
7.	Ken Hellyer	1976	43
	Steve Bruecker	1973	43
9.	Justin Davis	1999	42
	Tom Scaletta	1983	42

OPS+ MINIMUM

1.	Travis Taijeron	2011	161
2.	Brian Mena	1992	155
3.	Anthony Iten	1996	145
4.	Kyle Garlick	2015	144
5.	Justin Davis	1999	139
6.	Brian Dennis	1994	138
7.	Travis Taijeron	2010	136
	Matt Bullock	1992	136
9.	Kirk Gross	2007	135
10.	Justin Davis	2001	133

STRIKEOUTS

1.	Clay Harris	1976	55
2.	Marty Rivero	1984	53
3.	Chris Miller	2011	52
	Travis Taijeron	2010	52
5.	Tyler Chaffee	2022	51
	Rocky Asbury	1997	51
7.	Nick Cooksey	2015	50
8.	Beau Betten	2024	49
9.	Tyler Chaffee	2023	48
10.	Ryan Webberley	2015	47

BABIP MINIMUM

1.	Ryan Vorell	1998	.453
2.	Kirk Gross	2006	.448
3.	Drew Cowley	2018	.446
	Marlon Jackson	2000	.446
5.	Justin Davis	1999	.444
6.	Jason Padlo	2017	.441
7.	Jason Padlo	2016	.438
8.	Chris Fusillo	1998	.434
9.	Forest Long	1998	.432
10.	Travis Taijeron	2011	.431

RUNS CREATED MINIMUM

1.	Travis Taijeron	2011	76.1
2.	Kyle Garlick	2015	71.1
3.	Justin Davis	2001	60.1
4.	Travis Taijeron	2010	56.3
5.	Jack Sanders	2024	56.2
6.	Brian Dennis	1994	55.3
7.	Johnny Pappas	2024	55.0
8.	Tom Eide	1994	54.6
9.	Justin Davis	1999	54.2
10.	Daniel Pitts	2017	52.8

DOUBLE PLAYS SINCE 1996

1.	Chris Miller	2011	11
2.	Marc Evans	2006	10
	Kevin Falls	2006	10
4.	Chase Stroupe	2003	9
5.	Cody Martin	2016	8
	Jason Padlo	2013	8
	Andres Fernandez	2008	8
8.	*7 Tied*		7

INDIVIDUAL CAREER RECORDS PITCHING

MINIMUM • 2+ Years • 65+ Innings Pitched • Since 1992


Ryan Alsworth (2015-18)


Kirk Washington (1983-86)


J.J. Franklin (2012-15)

APPEARANCES

1.	Ryan Alsworth	2015-18	82
2.	Wayne Koklys	1987-91	79
3.	J.J. Franklin	2012-15	73
	Kirk Washington	1983-86	73
5.	Will Morris	1997-00	71
	Mark Border	1979-82	71
7.	Charlie Webb	1984-87	70
8.	Max Bethell	2013-16	64
9.	Casey Yokubaitis	2008-11	62
	Alan Fowlkes	1977-80	62

GAMES STARTED

1.	Kirk Washington	1983-86	57
2.	Kevin Bosson	2009-13	52
3.	Max Bethell	2013-16	50
4.	Mike Munoz	1984-86	47
5.	Charlie Webb	1984-87	45
6.	Wayne Koklys	1987-91	43
7.	Mark Border	1979-82	42
	Randy Nelson	1977-79	42
9.	Ryan Screnar	2006-09	41
	Alan Fowlkes	1977-80	41

INNINGS PITCHED

1.	Kirk Washington	1983-86	439.0
2.	Alan Fowlkes	1977-80	416.2
3.	Wayne Koklys	1987-91	416.0
4.	Charlie Webb	1984-87	398.2
5.	Mark Border	1979-82	362.0
6.	Mike Munoz	1984-86	346.2
7.	Kevin Bosson	2009-13	340.1
8.	Max Bethell	2013-16	330.2
9.	Vic Bernal	1973-75	308.0
10.	Randy Nelson	1977-79	303.1

COMPLETE GAMES

1.	Alan Fowlkes	1977-80	31
2.	Kirk Washington	1983-86	28
3.	Charlie Webb	1984-87	26
4.	Mark Border	1979-82	25
	Wayne Koklys	1987-91	25
6.	Randy Nelson	1977-79	21
7.	Steve Ziem	1981-83	20
	Vic Bernal	1973-75	20
9.	Roger Fechner	1971-72	19
10.	Mike Munoz	1984-86	17
	Bruce MacPherson	1974-76	17

SHUTOUTS

1.	Vic Bernal	1973-75	5
2.	Luis Carreras	2003-06	3
	Taylor Wilding	2003-05	3
	Michael Danbo	1997-98	3
	Robert Price	1995-96	3
	Many Players	*Pre-1992*	3

WINS

1.	Alan Fowlkes	1977-80	35
2.	Kirk Washington	1983-86	33
3.	Max Bethell	2013-16	30
4.	Wayne Koklys	1987-91	29
5.	Kevin Bosson	2009-13	28
6.	Mike Munoz	1984-86	27
7.	Mark Border	1979-82	26
8.	Charlie Webb	1984-87	24
9.	Geoff Broussard	2009-12	23
10.	Ryan Alsworth	2015-18	22

LOSSES

1.	Kevin Bosson	2009-13	24
	Vic Bernal	1973-75	24
3.	Mike Munoz	1984-86	22
	Kirk Washington	1983-86	22
5.	Mark Border	1979-82	21
6.	Wayne Koklys	1987-91	20
7.	Erick Gomez	1988-91	19
8.	Charlie Webb	1984-87	18
9.	Max Bethell	2013-16	17
	Ryan Screnar	2006-09	17

WIN % 15+ DECISIONS, SINCE 1992

1.	Ryan Olson	2015-16	1.000	15-0
2.	Michael Koval	2014-16	.824	14-3
3.	Caleb Reyes	2023-24	.789	15-4
4.	Geoff Broussard	2009-12	.767	23-7
5.	Noel Soto	2022-24	.739	17-6
6.	Tim Holdgrafer	2018-19	.700	14-6
7.	Ryan Alsworth	2015-18	.688	22-10
	Peter Beattie	2016-18	.688	11-5
9.	Kevin Waldinger	2001-02	.667	12-6
10.	Max Bethell	2013-16	.638	30-17

SAVES

1.	J.J. Franklin	2012-15	19
2.	Eric Romo	2020-23	13
3.	Ryan Alsworth	2015-18	12
	Sean Hunter	2007-08	12
5.	Paul Coleman	1964-66	10
6.	Darin May	2018-19	9
7.	Cody Ponce	2013-15	7
	Jose Munoz	2002-04	7
	Joshua Krist	2009-10	7
	Austin Boyle	2014-15	7

ERA MINIMUM

1.	Lee Losee	1963-66	1.53
2.	Chuck Calver	1966-68	1.72
3.	Ryan Olson	2015-16	1.77
4.	Rich Stillinger	1967-69	1.98
5.	Austin Boyle	2014-15	2.06
6.	George Fowlkes	1963-65	2.08
7.	Michael Koval	2014-16	2.23
	Adrian Witt	1971-72	2.23
9.	Mark Wiley	1968-70	2.39
10.	Cody Ponce	2013-15	2.42

INDIVIDUAL CAREER RECORDS PITCHING

MINIMUM • 2+ Years • 65+ Innings Pitched • Since 1992

WHIP MINIMUM

1.	Ryan Olson	2015-16	0.91
2.	Caleb Reyes	2023-24	1.04
3.	Will Rudy	2020-22	1.05
4.	Michael Koval	2014-16	1.06
5.	Ryan Alsworth	2015-18	1.14
6.	Geoff Broussard	2009-12	1.16
7.	Rhys Stevens	2020-24	1.18
8.	Chris Powell	2012-15	1.20
9.	Max Bethell	2013-16	1.21
10.	Kevin Bosson	2009-13	1.22

K/BB MINIMUM

1.	Will Rudy	2020-22	5.39
2.	Ryan Alsworth	2015-18	5.05
3.	Caleb Reyes	2023-24	4.41
4.	Ryan Olson	2015-16	3.93
5.	Geoff Broussard	2009-12	3.83
6.	Tim Holdgrafer	2018-19	3.31
7.	Casey Yokubaitis	2008-11	3.27
8.	Evan Adolphus	2024-25	3.23
9.	Cody Ponce	2013-15	3.18
10.	Dylan Francis	2018-19	2.93
	Michael Koval	2014-16	2.93

AVERAGE AGAINST MINIMUM

1.	Ryan Olson	2015-16	.186
2.	Austin Boyle	2014-15	.206
3.	Rhys Stevens	2020-24	.208
4.	Michael Koval	2014-16	.217
	Chris Powell	2012-15	.217
6.	Caleb Reyes	2023-24	.228
7.	Wyatt Shackleford	2015-17	.229
8.	Will Rudy	2020-22	.231
9.	Kevin Waldinger	2001-02	.232
10.	Andrew Perry	1998-01	.241
	Mike Kurnik	1992-94	.241

STRIKEOUTS (K)

1.	Kirk Washington	1983-86	308
2.	Paul Coleman	1964-66	264
3.	Kevin Bosson	2009-13	262
	Alan Fowlkes	1977-80	262
5.	Vic Bernal	1973-75	251
6.	Wayne Koklys	1987-91	249
7.	Mark Wiley	1968-70	232
8.	Charlie Webb	1984-87	231
9.	Max Bethell	2013-16	212
10.	Ryan Alsworth	2015-18	207

H/9 MINIMUM

1.	Ryan Olson	2015-16	5.86
2.	Rhys Stevens	2020-24	6.81
3.	Chris Powell	2012-15	6.92
4.	Austin Boyle	2014-15	6.99
5.	Michael Koval	2014-16	7.18
6.	Wyatt Shackleford	2015-17	7.35
7.	Caleb Reyes	2023-24	7.66
8.	Will Rudy	2020-22	7.67
9.	Efren Lira	2003-04	7.93
10.	Jose Munoz	2002-04	8.04

BATTERS FACED SINCE 1992

1.	Kevin Bosson	2009-13	1,410
2.	Max Bethell	2013-16	1,365
3.	Will Morris	1997-00	1,185
4.	Ryan Screnar	2006-09	1,115
5.	Joseph Ramirez	1994-96	1,110
6.	Geoff Broussard	2009-12	1,086
7.	Luis Carreras	2003-06	1,044
8.	Taylor Wilding	2003-05	1,035
9.	Andrew Perkins	1999-02	1,014
10.	Erick Ruvalcaba	2010-13	957

K/9 MINIMUM

1.	Austin Boyle	2014-15	11.38
2.	Mike Kurnik	1992-94	9.68
3.	Will Rudy	2020-22	9.66
4.	Ryan Olson	2015-16	9.10
5.	Dylan Francis	2018-19	8.95
6.	Ben Mora	2018-19	8.79
7.	Jose Munoz	2002-04	8.76
8.	Dylan Esquival	2023-25	8.55
9.	Rhys Stevens	2020-24	8.31
10.	Ryan Alsworth	2015-18	8.26

ZERO HOME RUN CLUB MINIMUM

1.	Taylor Wilding	2003-05	240.0 IP
2.	Cody Ponce	2013-15	185.2 IP
3.	Efren Lira	2003-04	170.1 IP
4.	John Lee	2004-06	81.2 IP
5.	Jeremy White	2003-04	81.0 IP
6.	Wyatt Shackleford	2015-17	71.0 IP

HIT BATTERS SINCE 1992

1.	Kevin Bosson	2009-13	42
2.	John Heaton	1994-95, 99-00	35
3.	Rhys Stevens	2020-24	33
4.	Tony Ortiz	2001-02	31
5.	Geoff Broussard	2009-12	28
	Chris Amaya	1999-02	28
7.	Max Bethell	2013-16	27
	Erick Ruvalcaba	2010-13	27
	Larry Lusk	1993-95	27
10.	Ryan Screnar	2006-09	26

WALKS (BB)

1.	Kirk Washington	1983-86	267
2.	Mike Munoz	1984-86	168
3.	Wayne Koklys	1987-91	159
4.	Erick Gomez	1988-91	158
5.	Charlie Webb	1984-87	156
6.	Paul Coleman	1964-66	151
7.	Vic Bernal	1973-75	130
8.	Steve Ziem	1981-83	129
9.	Jim Uruburu	1969-71	121
10.	Andrew Perry	1998-01	120

FIP MINIMUM

1.	Austin Boyle	2014-15	1.90
2.	Ryan Olson	2015-16	1.96
3.	Cody Ponce	2013-15	2.18
4.	Will Rudy	2020-22	2.41
5.	Michael Koval	2014-16	2.42
	Luis Carreras	2003-06	2.42
7.	Taylor Wilding	2003-05	2.44
8.	Jose Munoz	2002-04	2.47
9.	Efren Lira	2003-04	2.58
10.	Ryan Alsworth	2015-18	2.67

BALKS SINCE 1992

1.	Rhys Stevens	2020-24	7
	Bryan Banes	2007-08	7
3.	Max Bethell	2013-16	6
4.	Henry Omana	2017	4
	Tony Ortiz	2001-02	4
	Michael Danbo	1997-98	4
7.	14 Players Tied	-	3

BB/9 MINIMUM

1.	Casey Yokubaitis	2008-11	1.55
2.	Ryan Alsworth	2015-18	1.64
3.	Caleb Reyes	2023-24	1.68
4.	Will Rudy	2020-22	1.79
5.	Geoff Broussard	2009-12	1.80
6.	Randal Robinson	1994-96	1.82
7.	Evan Adolphus	2024-25	1.97
8.	Noel Soto	2022-24	2.22
9.	Erick Ruvalcaba	2010-13	2.27
	Luis Carreras	2003-06	2.27

OPPONENT OPS MINIMUM

1.	Ryan Olson	2015-16	.455
2.	Michael Koval	2014-16	.513
3.	Austin Boyle	2014-15	.521
4.	Will Rudy	2020-22	.584
5.	Cody Ponce	2013-15	.588
6.	Chris Powell	2012-15	.590
7.	Rhys Stevens	2020-24	.593
8.	Wyatt Shackleford	2015-17	.603
9.	Geoff Broussard	2009-12	.614
10.	Caleb Reyes	2023-24	.623

WILD PITCHES SINCE 1992

1.	Will Morris	1997-00	33
2.	Andrew Perry	1998-01	31
3.	Andrew Perkins	1999-02	25
4.	Tony Ortiz	2001-02	23
5.	Kevin Bosson	2009-13	22
	Mike Kurnik	1992-94	22
7.	Chris Amaya	1999-02	20
8.	Shannon Albright	1992-93	19
9.	Kyle Dohy	2017	18
10.	Peter Beattie	2016-18	16
	Chris Powell	2012-15	16

INDIVIDUAL SEASON RECORDS PITCHING



Alan Fowlkes (1977-80)



Taylor Wilding (2003-05)



Ryan Olson (2015-16)

APPEARANCES

1.	Bruce MacPherson	1976	30
2.	Austin Boyle	2015	29
	Kevin Chavez	1990	29
4.	Andy Amaro	2014	28
5.	J.J. Franklin	2014	27
6.	Ryan Alsworth	2016	26
	Michael Parker	2011	26
	Zach Williams	2015	26
	Will Morris	2000	26
	Alan Fowlkes	1980	26

GAMES STARTED

1.	Alan Fowlkes	1980	23*
2.	Mark Border	1981	19
	Mark Wiley	1970	19
4.	Mike Munoz	1985	18
	Steve Ziem	1983	18
	Randy Nelson	1979	18
	Bruce MacPherson	1976	18
8.	*7 Tied*		17

INNINGS PITCHED

1.	Alan Fowlkes	1980	206.0*
2.	Alan Fowlkes	1979	170.1
3.	Bruce MacPherson	1976	169.2
4.	Steve Ziem	1983	157.2
5.	Mark Wiley	1970	154.0
6.	Mark Border	1981	151.1
7.	Mike Munoz	1985	148.2
8.	Charlie Webb	1987	146.2
9.	Wayne Koklys	1988	142.2
10.	Roger Fechner	1971	136.2

COMPLETE GAMES

1.	Alan Fowlkes	1980	19*
2.	Charlie Webb	1987	16
3.	Bruce MacPherson	1976	15
	Mark Wiley	1970	15
5.	Steve Ziem	1983	13
	Mark Border	1981	13
7.	Alan Fowlkes	1979	12
8.	Chuck Belk	1977	11
9.	*4 Tied*		10

CONSECUTIVE COMPLETE GAMES

1.	Charlie Webb	1987	15

SHUTOUTS

1.	Taylor Wilding	2005	3
	Michael Danbo	1997	3
	Robert Price	1995	3
	Lee Losee	1963	3

WINS

1.	Alan Fowlkes	1980	21*
2.	Mike Munoz	1985	16
3.	Mark Wiley	1970	15
4.	Wayne Koklys	1988	13
	Bruce MacPherson	1976	13
6.	Ryan Olson	2015	12
	Charlie Webb	1987	12
	Steve Ziem	1983	12
	Steve Gomez	1983	12
10.	*6 Tied*		11

LOSSES

1.	Chuck Belk	1977	12
2.	Bret Lachemann	1990	10
	Mike Munoz	1986	10
	Randy Nelson	1978	10
	Adrian Witt	1971	10
6.	Travis Harford	1996	9
	Robert Price	1996	9

WIN % 10+ DECISIONS, SINCE 1992

1.	Ryan Olson	2015	1.000	12-0
2.	Geoff Broussard	2012	.917	11-1
3.	Alan Fowlkes	1980	.913	21-2
4.	Michael Danbo	1997	.818	9-2
5.	Jeff Bain	2017	.800	8-2
	Chris Powell	2015	.800	8-2
	Alejandro Sanchez	1997	.800	8-2
8.	Taylor Wilding	2005	.786	11-3
9.	Donnie Furnald	2001	.769	10-3
10.	Michael Koval	2016	.750	9-3

SAVES

1.	J.J. Franklin	2015	10
2.	Darin May	2019	8
	Ryan Alsworth	2016	8
	J.J. Franklin	2014	8
5.	Eric Romo	2022	7
	Joshua Krist	2010	7
7.	Cody Ponce	2013	6
	Sean Hunter	2008	6
	Sean Hunter	2007	6
10.	Jose Munoz	2002	5
	Kevin Waldinger	2001	5

ERA 30+ IP

1.	Rich Stillinger	1968	1.42
2.	Cody Ponce	2015	1.44
3.	Geoff Broussard	2012	1.58
4.	Ryan Olson	2015	1.73
5.	Austin Boyle	2014	1.82
6.	Michael Koval	2016	1.86
7.	Tom Rosenstein	1974	2.07
8.	Dan Mead	1989	2.08
	Mark Wiley	1969	2.08
	George Fowlkes	1964	2.08

INDIVIDUAL SEASON RECORDS PITCHING

MINIMUM • 30+ Innings Pitched • Since 1992

WHIP MINIMUM

1.	Geoff Broussard	2012	0.82
2.	Ryan Olson	2015	0.89
3.	Zach Williams	2015	0.95
4.	Gavin Velasquez	2020	0.99
5.	Henry Omana	2017	1.00
	Michael Koval	2016	1.00
	Chris Powell	2015	1.00
8.	Will Rudy	2022	1.01
9.	Caleb Reyes	2023	1.02
	Rhys Stevens	2022	1.02
	Ryan Alsworth	2018	1.02

K/BB MINIMUM

1.	Geoff Broussard	2012	8.20
2.	Will Rudy	2022	6.40
	Ryan Alsworth	2017	6.40
4.	Noel Soto	2022	6.00
5.	Cody Ponce	2013	5.38
6.	Dylan Francis	2018	5.36
7.	Ryan Alsworth	2018	5.29
8.	Gavin Velasquez	2020	5.25
9.	Casey Yokubaitis	2010	5.00
10.	Austin Boyle	2014	4.89

AVERAGE AGAINST MINIMUM

1.	Zach Williams	2015	.131
2.	Dan Mead	1989	.157
3.	Kirk Washington	1983	.159
4.	Tom Rosenstein	1974	.169
5.	Vic Bernal	1973	.170
6.	Steve Ziem	1982	.177
7.	Ryan Olson	2015	.180
8	Rhys Stevens	2022	.188
9.	Adrian Witt	1971	.190
10.	Roger Fechner	1971	.192

STRIKEOUTS (K)

1.	Mark Wiley	1970	170
2.	Alan Fowlkes	1980	142
3.	Steve Ziem	1983	120
4.	Taylor Wilding	2005	112
5.	Mike Kurnik	1994	107
6.	Peter Bayer	2016	103
7.	Vic Bernal	1975	102
8.	Roger Fechner	1971	99
9.	Will Rudy	2022	96
10.	Jeff Bain	2017	94
	Charlie Webb	1987	94

H/9 MINIMUM

1.	Zach Williams	2015	3.81
2.	Ryan Olson	2015	5.68
3.	Rhys Stevens	2022	5.95
4.	Chris Powell	2015	6.22
5.	Peter Bayer	2016	6.44
6.	Geoff Broussard	2012	6.49
7.	Chris Sotro	2004	6.58
8.	Gavin Velasquez	2020	6.61
9.	Eduardo Arrieta	1996	6.66
10.	Henry Omana	2017	6.68
	Austin Boyle	2015	6.68

BATTERS FACED SINCE 1992

1.	Shannon Albright	1993	524
2.	Loni Vallejo	1994	513
3.	Joseph Ramirez	1995	489
4.	Donnie Furnald	2001	481
5.	Jeff Bain	2017	464
6.	Taylor Wilding	2005	453
7.	Andrew Perkins	2000	445
8.	Michael Danbo	1997	436
9.	Mike Kurnik	1994	431
10.	Andrew Perry	2000	424

K/9 MINIMUM

1.	Peter Bayer	2016	14.12
2.	Gavin Velasquez	2020	12.07
3.	Brian Conley	2018	11.44
4.	Austin Boyle	2014	11.42
5.	Rhys Stevens	2022	11.40
6.	Austin Boyle	2015	11.32
7.	Michael Gomez	2018	10.67
8.	Matt Orozco	2022	10.56
9.	Anthony Vasquez	2025	10.24
10.	Kyle Dohy	2017	10.05

ZERO HOME RUN CLUB 40+ IP

1.	Michael Koval	2016	96.2 IP
2.	Cody Ponce	2014	75.0 IP
3.	Cody Ponce	2015	62.1 IP
4.	Cody Ponce	2013	48.1 IP
5.	Dave Anderlike	1993	48.0 IP
6.	Wyatt Shackleford	2017	41.1 IP
7.	J.J. Franklin	2013	40.2 IP

HIT BATTERS SINCE 1992

1.	Tony Ortiz	2001	18
	John Heaton	1999	18
3.	Donnie Furnald	2001	17
	Travis Harford	1997	17
5.	Rhys Stevens	2023	15
	Kevin Bosson	2013	15
7.	Caleb Reyes	2024	13
	Tony Ortiz	2002	13
	Steve Kaustinen	2001	13
	Larry Lusk	1995	13

WALKS (BB)

1.	Kirk Washington	1984	73
	Steve Ziem	1983	73
3.	Kirk Washington	1986	68
	Bruce MacPherson	1976	68
5.	Kirk Washington	1983	67
6.	Jim Uruburu	1971	63
7.	Donnie Furnald	2001	62
8.	Shannon Albright	1993	61
	Bret Lachemann	1990	61
10.	*3 Tied*		60

FIP MINIMUM

1.	Gavin Velasquez	2020	1.70
2.	Cody Ponce	2015	1.91
3.	Cody Ponce	2013	1.94
4.	Jose Munoz	2004	1.95
5.	Taylor Wilding	2005	1.96
6.	Geoff Broussard	2012	2.07
7.	Luis Carreras	2006	2.09
8.	Austin Boyle	2014	2.12
9.	Ryan Olson	2015	2.15
10.	Brian Conley	2018	2.28

BALKS SINCE 1992

1.	Rhys Stevens	2023	5
2.	Henry Omana	2017	4
	Bryan Banes	2007	4
4.	Ruben Del Castillo	2025	3
	Tyler Rowe	2016	3
	Travis Kelly	2010	3
	Casey McCarthy	2009	3
	Bryan Banes	2008	3
	Tony Ortiz	2001	3
	Eric Gongola	1995	3

BB/9 MINIMUM

1.	Geoff Broussard	2012	0.93
2.	Casey Yokubaitis	2010	0.98
3.	Ryan Alsworth	2017	1.16
4.	Noel Soto	2022	1.29
5.	Ryan Alsworth	2018	1.45
6.	Steven Farnsworth	2014	1.48
	Casey Yokubaitis	2011	1.48
8.	Cody Ponce	2013	1.49
9.	Casey Yokubaitis	2009	1.52
10.	Will Rudy	2022	1.55

OPPONENT OPS MINIMUM

1.	Zach Williams	2015	.450
2.	Ryan Olson	2015	.456
3.	Geoff Broussard	2012	.489
4.	Gavin Velasquez	2020	.501
5.	Michael Koval	2016	.508
6.	Eduardo Arrieta	1996	.532
7.	Henry Omana	2017	.534
8.	Austin Boyle	2014	.536
9.	Michael Koval	2015	.547
	Andre Gomez	1999	.547

WILD PITCHES SINCE 1992

1.	Kyle Dohy	2017	18
2.	Shannon Albright	1992	14
3.	Andrew Perry	2000	13
	Will Morris	1999	13
5.	Tony Ortiz	2002	12
	Donnie Furnald	2001	12
	Mike Kurnik	1994	12
8.	Tony Ortiz	2001	11
9.	Andrew Perkins	2000	10
	Andrew Perkins	1999	10
	Mike Kurnik	1993	10

INDIVIDUAL CAREER RECORDS FIELDING

Stats before 1993 are missing or incomplete.



Jacob Bernardy (2015-18)



Tom Scaletta (1982-85)



Anthony Esquer (2003-06)

TOTAL CHANCES

1.	Ryan Vorell	1998-01	1,536
2.	Johnny Pappas	2020-25	1,329
3.	Marco Malerba	2023-25	1,183
4.	Nic Hernandez	2016-19	1,072
5.	Jenzen Torres	2009-12	1,030
6.	Anthony Esquer	2003-06	1,017
7.	Cody Martin	2016-18	974
8.	Chris Miller	2011-12	954
9.	Bo Walter	2013-14	942
10.	Anthony Iten	1994-97	836

PUTOUTS

1.	Ryan Vorell	1998-01	1,431
2.	Johnny Pappas	2020-25	1,233
3.	Marco Malerba	2023-25	1,109
4.	Nic Hernandez	2016-19	1,007
5.	Jenzen Torres	2009-12	918
6.	Cody Martin	2016-18	900
7.	Chris Miller	2011-12	897
8.	Anthony Esquer	2003-06	889
9.	Bo Walter	2013-14	871
10.	Anthony Iten	1994-97	782

ASSISTS

1.	Tom Scaletta	1982-85	732
2.	Jeff Ellena	1999-01	493
3.	Chase Stroupe	2003-06	432
4.	Kevin Falls	2004-07	361
5.	Nick Lugo	2022-24	348
6.	Matt Lopez	2003-05	336
7.	Ryan Webberley	2015-16	313
8.	Ryon Knowles	2019-22	303
9.	Mike Santora	2011-12	297
10.	Trevor Magno	2013-14	293

ERRORS

1.	Jeff Ellena	1999-01	67
2.	Ryan Webberley	2015-16	46
3.	Chase Stroupe	2003-06	43
4.	Anthony Gonzales	1998-01	38
5.	Drew Cowley	2018-21	37
	Trevor Magno	2013-14	37
7.	Nick Lugo	2022-24	35
	Kevin Falls	2004-07	35
9.	Erik Riedel	2009-10	32
10.	Anthony Gonzales	2002-03	31
	Jeff Coleman	1998	31

DOUBLE PLAYS

1.	Ryan Vorell	1998-01	114
2.	Chase Stroupe	2003-06	96
3.	Marco Malerba	2023-25	91
4.	Nic Hernandez	2016-19	87
5.	Jeff Ellena	1999-01	85
6.	Jake Mendrin	2005-06	82
7.	Matt Lopez	2003-05	80
8.	Ryon Knowles	2019-22	79
9.	Nick Cooksey	2012-15	77
	Kevin Falls	2004-07	77

FIELDING % 2+ YEARS, 200+ CHANCES

1.	Jason Stuck	2003-04	.9961
2.	Jacob Bernardy	2015-18	.9959
3.	Chris Wilson	2006-08	.9952
4.	Johnny Pappas	2020-25	.9947
5.	Brent Cota	2023-25	.9941
6.	Chris Miller	2011-12	.9937
7.	Mike Philp	2012-15	.9924
8.	Logan Gopperton	2018-19	.9923
9.	Alex Kline	2016-19	.9920
10.	Marco Malerba	2023-25	.9915
	Bo Walter	2013-14	.9915
12.	Cesar Lopez	2018-22	.9910
13.	Cody Martin	2016-18	.9908
14.	Chris Janowicz	2005-06	.9907
15.	Chris Carlson	2013-14	.9906
16.	Nick Tanos	2009-10	.9894
17.	Travis Taijeron	2010-11	.9892
18.	Mitch Charles	1995-96	.9888
19.	Anthony Iten	1994-97	.9880
20.	Ryan Vorell	1998-01	.9870
21.	Nick Peifer	2017-20	.9869
	Nic Hernandez	2016-19	.9869
23.	Jamie Isenhart	1997-98	.9865
24.	Joseph Eusebio	2011-14	.9864
25.	Anthony Gibbons	2024-25	.9861

RUNNERS CAUGHT STEALING

1.	Anthony Esquer	2003-06	65
2.	Andre Gomez	1999-00	43
3.	Johnny Pappas	2020-25	39
4.	Andres Fernandez	2007-08	31
5.	Jenzen Torres	2009-12	29
6.	Cody Martin	2016-18	27
	Gregor Connors	2001-02	27
8.	Mitch Charles	1995-96	24
9.	James Nepa	2003	22
	Joshua Behney	1997	22

CAUGHT STEALING % 2+ YRS, 10+ CS

1.	Andre Gomez	1999-00	.347
2.	Gregor Connors	2001-02	.346
3.	Anthony Esquer	2003-06	.337
4.	Mike Philp	2012-15	.324
5.	Mike Neff	2010-11	.317
6.	Christian Kelley	2014-15	.304
7.	Jonathan Alexander	2001-02	.278
8.	Alex Kline	2016-19	.271
9.	Johnny Pappas	2020-25	.269
10.	Logan Gopperton	2018-19	.260

PASSED BALLS

1.	Andre Gomez	1999-00	31
2.	Anthony Esquer	2003-06	22
3.	Jenzen Torres	2009-12	19
4.	Chris Brehm	2008-09	18
5.	Cody Martin	2016-18	17
	Christian Kelley	2014-15	17
	Jonathan Alexander	2001-02	17
8.	Johnny Pappas	2020-25	16
	Andres Fernandez	2007-08	16
10.	Logan Gopperton	2018-19	12
	Bryan Lamb	1999-01	12

INDIVIDUAL SEASON RECORDS FIELDING

Stats before 1993 are missing or incomplete.

* NCAA DII RECORD

TOTAL CHANCES

1.	Chris Miller	2011	528
2.	Brennan McKenzie	2019	487
3.	Bo Walter	2014	473
4.	Bo Walter	2013	469
5.	Ryan Vorell	2001	468
6.	Ryan Vorell	2000	461
7.	Anthony Iten	1997	447
8.	Chris Miller	2012	426
9.	Nic Hernandez	2016	418
10.	Marco Malerba	2024	417

PUTOUTS

1.	Tom Weeks	1985	643*
2.	Ken Foster	1980	531
3.	Chris Miller	2011	500
4.	Brennan McKenzie	2019	454
5.	Bo Walter	2014	443
6.	Ryan Vorell	2001	442
7.	Ryan Vorell	2000	440
8.	Bo Walter	2013	428
9.	Anthony Iten	1997	420
10.	Marco Malerba	2024	400

ASSISTS

1.	Jeff Ellena	2001	185
2.	Ryan Webberley	2015	178
3.	Dan Bobadilla	2000	173
4.	Chase Stroupe	2003	172
5.	Jeff Ellena	2000	170
6.	Trevor Magno	2013	154
7.	Chris Stratton	2017	152
8.	Mike Santora	2012	150
	Chase Stroupe	2006	150
10.	Mike Santora	2011	147
	Ryan Goodman	2011	147

ERRORS

1.	Jeff Coleman	1998	31
2.	Ryan Webberley	2016	24
	Jeff Ellena	2000	24
	Jeff Ellena	1999	24
5.	Drew Cowley	2018	22
	Ryan Webberley	2015	22
7.	Anthony Gonzales	2002	20
8.	Trevor Magno	2014	19
	Jeff Ellena	2001	19
10.	3 Tied	-	18

DOUBLE PLAYS

1.	Jake Mendrin	2005	48
2.	Ryan Vorell	2000	47
3.	Chris Miller	2011	43
4.	Dan Bobadilla	2000	42
5.	Brennan McKenzie	2019	41
	Ryan Vorell	2001	41
7.	Bo Walter	2013	39
8.	Nick Cooksey	2015	38
9.	Nic Hernandez	2016	37
	Matt Lopez	2005	37

FIELDING % 100+ CHANCES

1.	Tyler Chaffee	2025	1.000
	Anthony Gibbons	2024	1.000
	Brent Cota	2023	1.000
	Johnny Pappas	2022	1.000
	Alex Kline	2019	1.000
	Jacob Bernardy	2018	1.000
	Jacob Bernardy	2017	1.000
	Chris Carlson	2014	1.000
	Travis Taijeron	2011	1.000
	Jason Stuck	2003	1.000
11.	Bo Walter	2014	.998
12.	Johnny Pappas	2024	.997
	Casey Slattery	2022	.997
	Cody Martin	2016	.997
	Mike Philp	2015	.997
	Anthony Esquer	2005	.997
17.	Johnny Pappas	2023	.996
	Cody Martin	2018	.996
	Nick O'Loughlin	2013	.996
20.	Marco Malerba	2024	.995
	Chris Miller	2012	.995
22.	Logan Gopperton	2019	.994
	Alex Kline	2018	.994
	Chris Wilson	2008	.994
	Kenny Lane	2007	.994

RUNNERS CAUGHT STEALING

1.	Andre Gomez	1999	27
2.	Mitch Charles	1996	24
3.	James Nepa	2003	22
	Joshua Behney	1997	22
5.	Anthony Esquer	2005	20
6.	Andres Fernandez	2007	19
7.	Anthony Esquer	2006	17
	Gregor Connors	2002	17
9.	Andre Gomez	2000	16
10.	Anthony Esquer	2004	15

CAUGHT STEALING % 10+ ATTEMPTS

1.	Alex Kline	2018	.500
	Donnie Furnald	2001	.500
3.	Andre Gomez	1999	.391
4.	Mike Philp	2015	.385
5.	Gregor Connors	2002	.370
6.	Johnny Pappas	2023	.364
	Mike Philp	2012	.364
	Anthony Esquer	2005	.364
9.	Johnny Pappas	2022	.357
	Bryan Lamb	2001	.357

PASSED BALLS

1.	Andre Gomez	2000	16
2.	Andre Gomez	1999	15
3.	Jonathan Alexander	2001	14
4.	Andres Fernandez	2007	13
5.	Logan Gopperton	2019	12
	Chris Brehm	2009	12
7.	Jenzen Torres	2011	11
8.	Christian Kelley	2015	10
	Joshua Behney	1997	10
10.	Cody Martin	2017	9



Brent Cota (2023-25)



Marco Malerba (2023-25)



Alex Kline, Cody Martin, Jenzen Torres, Frankie Nogales (2016)



Mike Philp (2012-15)

INDIVIDUAL GAME RECORDS

* CCAA Record / ** NCAA Division II Record

BATTING

HITS

1.	6*	Jason Welch vs Biola	3/13/02
	6*	John Love vs Long Beach State	2/26/85
	6*	Dennis Sherow vs Southern Illinois-Edwardsville	1976

RUNS SCORED

1.	6	John Love vs Long Beach State	2/26/85

DOUBLES

1.	3	Many Times	
		Most Recent: Johnny Pappas vs Montana St. Billings	2/11/22

TRIPLES

1.	4**	Jay Zuanich vs Cal State LA	1971

HOME RUNS

1.	3	Jenzen Torres at Cal State East Bay	4/27/12
	3	Brad Downing vs Cal St San Bernardino	4/8/97
	3	Larry Reed vs La Verne	1963

RUNS BATTED IN

1.	9	Larry Reed vs La Verne	1963
2.	8	John Daniels vs Cal State Dominguez Hills	3/7/08

MISCELLANEOUS TEAM GAME RECORDS

LONGEST GAME - INNINGS

15 innings	at San Francisco State	L, 4-5	3/6/20
15 innings	vs Cal State LA	L, 5-9	2/21/13
15 innings	vs San Diego State	W, 3-2	1979
15 innings	vs Cal State Fullerton	L, 5-6	1974
15 innings	vs Fresno State	L, 3-5	1963
14 innings	vs Cal State LA	L, 9-11	3/22/25
14 innings	vs Cal State Monterey Bay	W, 2-1	3/11/23
14 innings	at San Francisco State	W, 12-9	4/28/01

LONGEST GAME - TIME

5:00	at San Francisco State	L, 4-5 in 15	3/6/20
4:55	vs Cal State LA	L, 9-11 in 14	3/22/25

LARGEST DEFICIT RESULTING IN A WIN

-10	Trailed 11-1 entering 7th inning vs CSULA to win 13-11	5/11/18

CONSECUTIVE GAMES OF SCORING AT LEAST 1 RUN

142	Feb 23, 2019 to March 26, 2023	
109	Apr 17, 1999 to Apr 21, 2001	
72	Game #51 of 1982 to Game #5 of 1984	
69	Mar 4, 2017 to Mar 31, 2018	

PITCHING

INNINGS PITCHED

1.	14.1	Dan Mead vs Cal State Dominguez Hills	5/5/92
2.	13.2	Mark Border vs Tokai, Japan	1979
3.	13.0	Mike Regus vs Hawaii	1975

STRIKEOUTS

1.	17	Taylor Wilding vs Cal State LA	2/13/05
	17	Mike Kurnik vs Cal Poly SLO	1994
	17	Mark Wiley vs Stanford (10 inn)	1970
	17	Mark Foss vs Southern Utah	1965
5.	15	Donnie Furnald vs UC Davis	3/11/01
	15	Lee Losee vs Cal State LA	1962
7.	14	Peter Bayer vs Central Missouri	6/1/16
	14	Ryan Olson vs Truman	5/26/15

CONSECUTIVE STRIKEOUTS

1.	11	Darrell Clark vs USC	1963

WALKS

1.	11	Paul Coleman vs La Verne	1966

NO-HITTERS

Tim Holdgrafer	vs #14 UC San Diego (9 innings)	2/22/2019
Efren Lira	vs Stanislaus State (9 innings)	4/5/2003
John Heaton	vs Chico State (7 innings)	2/20/1999
Randy Schauer	vs Cal State Dominguez Hills (7 innings)	4/19/1980
Vic Bernal	vs Cal Poly SLO (7 innings)	3/9/1974
Bill Borning	vs Long Beach State (7 innings)	5/4/1968
Combined	Darrell Clark (7) and Jim Putnam (2) vs La Verne	1961



February 22, 2019 / Tim Holdgrafer no-hitter vs #14 UC San Diego

TEAM GAME RECORDS

BATTING

RUNS SCORED

Game	28	vs Cal State San Marcos	W, 28-12	4/21/17
	26	vs Cal State LA	W, 26-11	1984
Inning	13	at Cal State LA		4/29/22
	11	vs Cal State San Marcos		4/21/17
	11	vs Biola University		3/13/02
	11	vs Cal State Dominguez Hills		1990
Combined	40	vs Cal State San Marcos	W, 28-12	4/21/17
	37	vs Cal State LA	W, 26-11	1984

HITS

Game	29	vs UC Irvine	1981
	28	vs Cal State San Marcos	4/21/17
Combined	48	vs UC Irvine	1981
	43	vs Cal State San Marcos	4/21/17
No-Hit	0	vs Cal State LA	3/22/25
	0	vs Cal Poly SLO	1979
	0	vs UCLA	5/8/1965

DOUBLES

11	vs Long Beach State	1985

TRIPLES

4	vs University of Arizona	1976
4	vs Cal State Fullerton	1971
4	vs Eastern Montana	1969

HOME RUNS

7	vs UC Davis	3/10/01
6	at Sonoma State	3/15/24
5	Three Times	

WALKS

18	vs Claremont-Mudd	1967

STOLEN BASES

7	vs Sonoma State	3/4/16

PITCHING

HITS ALLOWED

26	Cal Poly SLO	1985

RUNS ALLOWED - GAME

23	vs Cal State Monterey Bay	L, 6-23	4/3/16
22	at Chico State	L, 4-22	3/5/10
22	vs Cal State San Bernardino	L, 11-22	4/17/98

RUNS ALLOWED - INNING

13	vs Cal Poly SLO		1985
11	at Cal State Dominguez Hills	3rd Inning	5/6/06
10	vs Cal State LA	9th Inning	4/25/08
10	at Cal State LA	5th Inning	2/4/06
10	at UC San Diego	4th Inning	2/28/04
10	vs Cal State San Bernardino		2/28/03

WALKS ALLOWED

14	vs Point Loma	2/11/17
12	at Cal State Monterey Bay	3/11/23
12	vs USC	1975

STRIKEOUTS

19	vs Cal State San Bernardino	2/12/16
18	vs Colorado School of Mines	2/10/23
17	vs UCCS	2/7/20
16	vs UCCS	2/4/22
16	vs UCLA	1983

HOME RUNS ALLOWED

6	vs Cal State San Bernardino	5/12/23
5	Three times	

HIT BATTERS

8	vs Cal State San Marcos	4/21/17
8	vs Chico State	2003

FIELDING

ERRORS

10	vs Hawaii-Hilo	1987

ERRORS - OPPONENT

8	Hawaii-Hilo	1979
8	Cal State LA	1984

ERRORS - BOTH TEAMS

12	vs Hawaii-Hilo	1987
12	vs Valley State	1960
12	vs La Verne	1960

TRIPLE PLAYS

1	vs Saint Martin's	2/4/12

MISCELLANEOUS RECORDS & MILESTONES

SCORIGAMI SINCE 2011

CPP Score

Opponent Score	0	1	2	3	4	5	6	7	8	9	10	11	12	13	14	15	16	17	18	19	20	21	22	28	
0		6	5	7	8	5	9	5	3	2	1		4	1	1		1			1	1				60
1	5		12	9	4	8	8	3	7	2	2	6	1	1	1	2	1								72
2	2	6		18	9	7	9	5	6	5	4	1	4	4	3	1		2							86
3	9	11	14		12	8	9	7	5	4	3	2	4	1	1		1	3	1	2					97
4		6	8	14		11	12	7	7	7	3	4	1	1	1	1	2	1			1				87
5		8	11	13	17		17		6	3	4	2	1	1		2	1		1			1			88
6	2	4	8	5	7	13		8	3	2	2	5	2	1											62
7	1	4	5	5	9	5	7		8	1	2	3	1	2	1	1									55
8		1	3	6		2	1	8		2	1	1		1	1	1									28
9	1		3	2	2	4	4	2	3		2							1	1				1		26
10		3	5		1	1	3	3				1	1												18
11				3	1	1	1		2	1	2		1	1				1				1			15
12				1	2	1	1	2				2			2		1							1	13
13				1		1	1			1	1		2		1										8
14								1					1												2
15			1	2					1																4
16					1	1																			2
17			1		1																				2
18				1											1										2
19			1																						1
20						1		1																	2
23							1																		1
	20	49	77	87	74	69	83	52	51	30	27	27	23	14	13	8	7	8	3	3	2	2	1	1	731

GAME TIME SINCE 2011

Local Time

10:00 AM	6-3
10:30 AM	0-1
11:00 AM	75-54
12:00 PM	62-48
1:00 PM	28-18
1:30 PM	2-1
2:00 PM	83-54
2:30 PM	0-2
3:00 PM	82-47
3:30 PM	2-3
4:00 PM	13-9
5:00 PM	22-21
5:30 PM	2-0
6:00 PM	46-32
6:30 PM	0-1
7:00 PM	7-5
8:00 PM	1-1

DAY OF THE WEEK SINCE 2011

Monday	8-5
Tuesday	7-8
Wednesday	8-4
Thursday	51-35
Friday	129-73
Saturday	180-144
Sunday	78-56

GAME TYPE SINCE 2011

CCAA	308-220
Non-Conference	79-46
CCAA Tournament	24-15
NCAA Tournament	20-19

SPECIAL EVENTS SINCE 2011

Season Opener	11-3
CCAA Opener	10-4
Senior Day	13-3
Super Bowl Sunday	0-3

DOUBLEHEADERS SINCE 2011

Total	209-153
Game 1	103-78
Game 2	106-75

INNINGS PLAYED SINCE 2011

7	94-82
8	7-2
9	437-311
10	15-13
11	8-6
12	1-2
13	1-0
14	2-1
15	0-2

BY MONTH

Gold *Most Wins*

YEAR	JAN	FEB	MAR	APR	MAY	JUNE	FINAL
1960	-	-	1-1	2-0	0-1	-	**26-9-1**
1961	-	-	0-2	1-3	2-1	-	**24-11**
1962	-	-	2-1	3-6	2-1	-	**20-17**
1963	-	-	2-2	6-3	-	-	**27-10**
1964	-	2-1	4-2	0-2	-	-	**25-14**
1965	-	0-3	**12-1-1**	6-3	5-4	-	**23-11-1**
1966	-	4-1	10-5	9-2	3-6	-	**26-14**
1967	-	3-2	5-4	9-5	4-8	-	**21-19**
1968	-	1-1	6-10	14-2	6-4-1	-	**27-17-1**
1969	-	1-2	9-11	9-5	7-3	-	**26-21**
1970	-	1-8	9-7	14-5	6-4	-	**30-24**
1971	-	7-8	9-9	6-12-1	2-4	-	**24-33-1**
1972	-	7-8-1	9-5	15-5	0-5	-	**31-23-1**
1973	-	3-7	**12-6**	8-10	4-3	-	**27-26**
1974	-	4-6	6-8	11-8	3-4	-	**24-26**
1975	-	4-6	2-6-1	5-11	7-6	-	**18-29-1**
1976	-	5-9	11-8-1	12-7	8-2	**4-1**	**40-27-1**
1977	-	2-7	4-6	6-13	2-3	-	**14-29**
1978	-	2-13-1	4-4-1	8-14	4-4	-	**18-35-2**
1979	-	8-7-1	10-9	17-3	7-6	-	**42-25-1**
1980	-	6-2	**12-8-1**	14-9	10-6	-	**42-25-1**
1981	-	5-10-1	6-8-1	11-5	5-3	-	**27-26-2**
1982	-	7-10	9-6	8-11-1	0-2	-	**24-29-1**
1983	-	4-8	7-8	**18-3**	12-3	-	**41-22**
1984	-	5-10	9-9	7-9	3-4	-	**24-32**
1985	-	7-5-1	2-13	17-4	**13-7**	-	**39-29-1**
1986	0-1	3-8	5-8	13-7	3-4	-	**24-28**
1987	1-0	6-8	**12-8**	10-8	2-5	-	**31-29**
1988	0-1	9-4	6-9	10-4	7-7	-	**32-25**
1989	0-2	2-10	9-8	9-6	4-2	-	**24-28**
1990	0-2	3-11	6-10	6-9	3-4	-	**18-36**
1991	1-2	6-7	8-6	8-9	4-2	-	**27-26**
1992	-	3-11	5-8	12-9	3-2	-	**23-30**
1993	0-1	8-5	11-6	7-9	2-6	-	**28-27**
1994	-	10-7-1	10-4	8-10	2-4	-	**30-25-1**
1995	0-2	10-8	8-7	10-7	4-5	-	**32-29**
1996	-	5-9-1	3-14	3-12	2-5	-	**13-40-1**
1997	-	8-10	7-7	7-10	6-1	-	**28-28**
1998	-	8-4-1	3-8	6-12	2-1	-	**19-25-1**
1999	1-2	6-8	8-4	9-8	1-2	-	**25-24**
2000	1-3	4-9	8-5	15-5	4-4	-	**32-26**
2001	0-3	10-2	7-10	11-5	3-4	-	**31-24**
2002	**3-1-1**	7-4	9-9	9-7	3-1	-	**31-22-1**
2003	-	3-13	4-13	7-11	1-2	-	**15-39**
2004	1-0	10-6-2	7-6	6-12	2-1	-	**26-25-2**
2005	-	7-7	11-6	7-7	5-3	-	**30-23**
2006	-	5-12	7-5	8-10	0-4	-	**20-31**
2007	-	7-7	6-12	4-12	3-0	-	**20-31**
2008	-	3-10	4-10	8-8	1-3	-	**16-31**
2009	-	7-8	9-6	10-6	0-3	-	**26-23**
2010	-	11-5	6-11	7-10	2-1	-	**26-27**
2011	-	10-4	6-6	12-7	8-6	-	**36-23**
2012	-	11-4	8-8	12-6	-	-	**31-18**
2013	-	10-6	8-9	6-7	2-2	-	**26-24**
2014	-	**13-3**	8-4	10-6	1-4	-	**32-17**
2015	-	11-3	11-5	11-5	13-4	-	**46-17**
2016	-	10-4	9-5	12-5	10-4	1-1	**42-19**
2017	-	8-7	7-7	13-4	6-4	-	**34-22**
2018	-	6-4	11-9	8-8	5-3	-	**30-24**
2019	-	8-7	7-12	10-6	5-3	-	**30-28**
2020	-	9-6	4-2	-	-	-	**13-8**
2022	-	6-7	9-7	12-3	8-2	-	**35-19**
2023	-	8-1	8-9	10-9	3-4	-	**29-23**
2024	-	6-6	9-7	13-4	4-7	-	**32-24**
2025	0-1	6-7	4-15	4-8	1-3	-	**15-34**
WINS	**8**	**371**	**460**	**579**	**250**	**5**	
LOSSES	**21**	**396**	**464**	**451**	**216**	**2**	
TIES	**1**	**10**	**6**	**2**	**1**	**-**	
PCT	**.283**	**.484**	**.498**	**.562**	**.536**	**.714**	

MISCELLANEOUS RECORDS & MILESTONES

.400 AVERAGE CLUB SEASON

Tom Ferraro	.443	27-61	1965
Steve Ludewig	.441	52-118	1973
Louis Smith	.435	50-115	1965
John Hotchkiss	.426	92-216	1981
Dick Polos	.415	-	1960
Jason Padlo	.407	77-189	2017
Chris Clark	.407	108-265	1980
Forest Long	.406	58-143	1998
Brian Mena	.406	69-170	1993
Justin Davis	.405	70-173	1999
John Love	.405	115-284	1985
Larry Beardman	.405	66-163	1983
Kirk Gross	.400	42-105	2006
Dave Anderlik	.400	76-190	1994

HITTING STREAKS

1.	Larry Beardman	1983	31
2.	Tom Eide	1993	30
3.	Mike Santoa	2011	23
	Matt Stevens	2002-03	23
4.	Ryon Knowles	2022	22
5.	Chris Stratton	2017	20
	Tom Eide	1994	20
7.	Justin Davis	1999-00	19
8.	Jeffrey Ellena	2000	18
	Alex Villalpando	1994	18
10.	Anthony Esquer	2006	17
	Matt Lopez	2005	17
	Brian Grier	1989	17

REACHED BASE STREAKS SINCE '04

1.	Jack Sanders	2024	44
2.	Kyle Garlick	2015	32
3.	Brennan McKenzie	2019	31
4.	Cesar Lopez	2022	30
5.	Bo Walter	2013	29
6.	Nic Hernandez	2018	28
	Travis Taijeron	2011	28
8.	Jared James	2016	27
	Christian Kelley	2015	27
	Joseph Eusebio	2012	27
	Matt Lopez	2005	27
12.	Johnny Pappas	2024	26
	Ryon Knowles	2022	26
	Ryon Knowles	2019	26
	Mike Santora	2011	26
	Erik Riedel	2010	26
17.	Trent MacKinney	2023	24
	Jared James	2016	24
19.	Bo Walter	2014	23
	Jordan Whitman	2011	23
	Richard McDowell	2009	23
22.	Jacob Lopez	2022	22
	Nick Lugo	2022	22
	Chris Stratton	2017	22
	Jake Mendrin	2006	22

CYCLES

None

CONSECUTIVE HITS

1.	Chris Fusillo	10	Feb 12-Feb 18, 1998

PERFECT GAMES

None

INSIDE-THE-PARK HOME RUNS

Brennan Salgado vs Saint Martin's	2/4/12

WALKOFF VICTORIES SINCE 2000

DATE	OPPONENT	SCORE	INN	PLAY
4/8/00	Cal State Dominguez Hills	2-1	8	Unavailable
4/20/00	Stanislaus State	6-5	10	Unavailable
4/29/00	San Francisco State	13-12		Unavailable
2/3/01	UC Davis	4-3		Unavailable
4/14/01	UC San Diego	4-3		Unavailable
2/9/02	Colorado Mesa	4-3		Andy Gonzalez single
4/12/02	Hawaii Pacific	3-2		Victor Yoshida single
4/13/02	Hawaii Pacific	10-9		Victor Yoshida single
3/14/03	Cal State LA	7-6		Victor Yoshida single
4/16/03	The Masters College	10-9		James Nepa 2-run home run
2/6/04	UC Davis	4-3		Jarrod Allen solo home run
2/21/04	Stanislaus State	5-4	11	Greg Denning triple
3/12/05	Sonoma State	7-6		Wild Pitch
3/29/05	Azusa Pacific	8-7		Marc Evans 2-run single
2/17/07	Saint Martin's	4-3		Kevin Falls double
3/14/09	Cal State Dominguez Hills	3-2		Nick Tanos single
3/14/09	Cal State Dominguez Hills	6-5		Frank Klopp single
3/28/09	Sonoma State	7-6		Nick Tanos solo home run
2/11/10	Saint Martin's	6-5	10	Defensive throwing error
2/13/10	Saint Martin's	12-11		Jordan Alcantar pinch-hit 3-run home run
2/28/10	Cal State Dominguez Hills	7-6	10	Richard McDowell single
2/28/10	Cal State Dominguez Hills	5-4		Nick Tanos 3-run double
2/24/11	Cal St Dominguez Hills	6-5	13	Mike Santora single
2/25/11	Cal St Dominguez Hills	5-4	10	Ryan Goodman single
5/21/11	Sonoma State*	5-4		Wild Pitch
2/5/12	Saint Martin's	6-5		Joseph Eusebio single
2/10/12	Concordia-Irvine	7-6	11	Donald Walter 2-run double
2/17/12	Cal St Monterey Bay	3-2		Chris Miller double
3/10/12	Cal St Dominguez Hills	5-3	8	Chris Miller 2-run home run
3/29/12	Cal St San Bernardino	3-2	10	Chris Miller single
2/7/13	California Baptist	6-5		Trevor Magno single
2/22/13	Cal State LA	8-7	10	Chris Carlson bases-loaded walk
5/5/13	Cal State East Bay	2-1		Wild Pitch
2/3/14	Point Loma	7-6		Steven Andrade single
2/9/14	Dixie State	6-5	10	Nick Cooksey single
2/15/14	Cal St Monterey Bay	8-7		Steven Andrade single
2/15/14	Cal St Monterey Bay	4-3	9	David Armendariz single
2/21/14	UC San Diego	8-7	11	Trevor Magno single
3/20/15	Chico State	6-5	10	Jacob Bernardy single
2/24/16	Azusa Pacific	1-0		Nic Hernandez solo home run
3/12/16	Cal State San Marcos	6-5	8	Defensive error
5/21/16	California Baptist*	6-5	10	Michael Erb bases-loaded hit by pitch
5/28/16	Southern Indiana**	2-1	10	Jason Padlo single
2/3/17	UCCS	4-3		Brennan McKenzie single
2/25/17	Cal St Dominguez Hills	5-4	8	Nic Hernandez single
4/15/17	UC San Diego	2-1		Kyle Candalla single
5/5/17	San Francisco State	3-2	11	Frankie Nogales single
5/11/17	UC San Diego***	9-8	11	Brennan McKenzie single
2/7/20	UCCS	7-6	12	Ryon Knowles 2-run single
2/16/20	UC San Diego	6-5	11	Derek Marshall Jr bases-loaded walk
2/21/20	Cal State LA	2-1		Wild Pitch
2/5/22	UCCS	8-7	9	Nick Lugo bases-loaded single
2/6/22	UCCS	5-4		Tyler Chaffee squeeze bunt single
4/9/22	San Francisco State	6-5		Ryon Knowles two-run single
2/11/23	Colorado School of Mines	4-3	11	Nin Burns II single
2/11/23	Colorado School of Mines	5-4		Johnny Pappas reached on throwing error
3/11/23	Cal St Monterey Bay	2-1	14	Johnny Pappas sac fly
3/12/23	Cal St Monterey Bay	2-1	8	Tyler Chaffee reached on throwing error
3/25/23	Cal St San Bernardino	3-2		Tyler Chaffee double
3/26/23	Cal St San Bernardino	2-1		Nin Burns II single
4/8/23	Cal State LA	6-5		Brent Cota single
4/13/24	Cal St San Marcos	6-5	8	Jack Sanders sac fly
2/1/25	Westmont	12-11	10	Julian Angulo single

* NCAA West Regional

** NCAA Division II World Series

*** CCAA Tournament

YEAR-BY-YEAR STATISTICAL LEADERS

Bold *Program Record* ** Led NCAA Division II*

YEAR	AVERAGE (100+ AB)	RUNS SCORED	HITS	DOUBLES	TRIPLES	HOME RUNS	RUNS BATTED IN	STOLEN BASES
1960	Dick Polos .415				Dick Polos 8	Jim Greaves 3		
1961	Al Hammerschmidt .338			Mike Kettle 13		Jim Greaves 5		Lloyd Nixon 17
1962	Tom Hinkle .289					Mike Arnone 3		
1963	Tom Hinkle .369					Larry Reed 3		
1964	Tom Gafney .407	White/Yanez 24	Roger Sugimoto 36	Greg Schanz 6	Tom Gafney 3	Gafney/Schanz/White 2	Greg Schanz 34	Fred Yanez 13
1965	Louis Smith .435	Fred Yanez 29	Louis Smith 50	Fred Yanez 9	Louis Smith 4	Louis Smith 5	Louis Smith 37	
1966	Doug Moore .328	Tom Gafney 33	Bob Wissler 40	White / Wissler 8	Joel Wiese 6	Bob Wissler 4	Bob Wissler 22	Bob Wissler 8
1967	Doug Moore .298	Doug Moore 20	Doug Moore 37	Doug Moore 9	Moore/Wissler/Young 2	Johnson/Hunt/Wissler 3	Bob Wissler 23	
1968	Dennis Nespor .362	Dennis Nespor 34	Moore/Nespor 55	Doug Moore 11	Nespor/Wissler 4	Dennis Nespor 8	Dennis Nespor 31	Jerry Schlegelmilch 7
1969	Rich Gallagher .363	Rich Gallagher 29	Rich Gallagher 61	Gallagher/Nespor 6	Rich Gallagher 5	Rich Gallagher 6	Rich Gallagher 36	Dan Blood 9
1970	Frank Cappiello .376	Frank Cappiello 40	Dan Blood 63	Dan Blood 11	Dan Blood 7	Dan Blood 4	Dan Blood 42	Frank Cappiello 15
1971	Jay Zuanich .294	Frank Cappiello 25	Bob Brett 46	Phil Smith 8	Jay Zuanich 5	Gil Marrujo 3	Frank Cappiello 30	Jim Ramos 14
1972	Jim Fradella .350	Wendell Kim 43	Bob Brett 58	Jim Fradella 12	Wieneke/Kim 3	Jim Fradella 7	Jim Fradella 35	Bob Brett 28
1973	**Steve Ludewig .441**	Steve Bruecker 33	Wayne Gross 59	Don Highstreet 13	Mitchell Page 3	Wayne Gross 6	Mitchell Page 33	Steve Bruecker 19
1974	Dennis Rogers .333	Kevin Thornhill 26	Pete Alexander 41	Dennis Rogers 9	Steve Bruecker 4	Steve Herter 6	Dennis Rogers 26	Kevin Thornhill 24
1975	Pete Alexander .288	Dennis Sherow 26	Clay Harris 35	Dale Biggs 7	Bob Mosco 3	Carl Catlin/Clay Harris 2	Pete Alexander 18	Kevin Thornhill 28
1976	Ken Hellyer .399	Dennis Sherow 73	Dennis Sherow 108*	Alex Torres 21*	**Dennis Sherow 10**	Dennis Sherow 12	**Ken Hellyer 62**	Dennis Sherow 22
1977	Kevin McLean .312	Scot Pyle 34	Kevin McLean 44	Kevin McLean 11	Kevin McLean 2	Scot Pyle 3	Kevin McLean 27	Scot Pyle 23
1978	John Broders .368	Mike Davis 29	John Broders 70	Kevin McLean 10	Rufus Thompson 3	5 tied with 1	Rufus Thompson 27	Mike Davis 15
1979	John Broders .366	John Broders 50	John Broders 102*	John Broders 22	Chris Clark 6	Chris Clark 5	John Broders 57	John Broders 26
1980	Chris Clark .407	**Chris Clark 76**	Chris Clark 108*	Chris Clark 25*	Brian Zell 8	Chris Clark/Ken Foster 10	Mike Ashman 56	John Hotchkiss 10
1981	John Hotchkiss .426	John Hotchkiss 49	John Hotchkiss 92	John Hotchkiss 16	Randy McFarlen 3	John Hotchkiss 13	John Hotchkiss 47	Hotchkiss/McFarlen 9
1982	Robert Posey .333	Eric Stewart 34	Eric Stewart 65	Carmichael/Stewart 15	Robert Posey 3	Steve Stanley 6	Eric Stewart 36	Bryan Dean 31
1983	Larry Beardman .405	Jim Torchia 42	Jim Torchia 69	Larry Beardman 17	Ron Johns 5	Stanley/Beardman 7	Larry Beardman 40	Foscaldo/Torchia 16
1984	Ron Johns .370	John Love 52	Ron Johns 74	Ron Johns 18	John Love 4	Ron Johns 11	Ron Johns 45	Milton Barber 9
1985	John Love .405	John Love 65	**John Love 115***	**Tom Weeks 28***	John Love 7	John Love 13	Tom Weeks 60	Jim Torchia 13
1986	Tom Lorenz .376	Steve Manes 41	Tom Lorenz 71	Tom Lorenz 17	Tom Lorenz 3	Manes/Rivero/Weeks 10	Marty Rivero 43	Bill Beeman 5
1987	David Hajek .353	Tom Lorenz 44	Tom Lorenz 68	Tom Lorenz 14	Weeks/Stowell 3	Tom Weeks 11	Tom Weeks 58	Jackson/Chapman 6
1988	David Hajek .368	Dave Hajek 53	Dave Hajek 82	Dave Hajek 23	Chris Butterfield 7	Brian Grier 8	Chris Butterfield 47	Jim Chapman 15
1989	Goldbach/Grier .387	Dave Hajek 56	Chris Goldbach 79	Chris Goldbach 19	Five tied with 2	Chris Butterfield 9	Chris Goldbach 53	Dave Hajek 16
1990	Dan Andrews .387	Dan Andrews 36	Dan Andrews 84	Dan Andrews 20	Garcia/Weingarten 2	Matt Bullock 4	Dan Andrews 31	Tim Albert 11
1991	Ramiro Garcia .386	Ramiro Garcia 41	Ramiro Garcia 78	Ramiro Garcia 18	Garcia/Duhart 2	Garcia/Wright 4	Ramiro Garcia 30	Grant Stephens 11
1992	Brian Mena .390	Brian Mena 38	Chris Hunt 64	Chris Hunt 20	Brian Mena 4	Matt Bullock 8	Chris Hunt 35	Grant Stephens 14
1993	Brian Mena .406	Tom Eide 51	Tom Eide 79	Brian Mena 16	Tom Eide 3	Brian Dennis 4	Brian Mena 50	Grant Stephens 25
1994	Dave Anderlik .400	Tom Eide 56	Tom Eide 80	Tom Eide 24	Aaron Edwards 4	Brian Dennis 11	Tom Eide 61	**Aaron Edwards 40**
1995	Noel Magpoc .333	Jason Wakefield 45	Noel Magpoc 77	Anthony Iten 15	Charles/Reyes/Armstrong 2	Dwayne Hall 2	Jason Wakefield 31	Noel Magpoc 24
1996	Iten/Barrera .319	Anthony Iten 25	Anthony Iten 52	Anthony Iten 10	Six tied with 1	Anthony Iten 10	Anthony Iten 43	Andy Rojo 8
1997	Oscar Betancourt .371	Brad Downing 43	Oscar Bettencourt 76	Anthony Iten 20	Barry Brown 3	Downing/Behney 8	Oscar Betancourt 44	Barry Brown 24
1998	Forest Long .406	Rocky Asbury 38	Chris Fusillo 61	Chris Fusillo 12	Six tied with 1	Rocky Asbury 13	Rocky Asbury 47	Forest Long 9
1999	Justin Davis .405	Justin Davis 42	Justin Davis 70	Justin Davis 14	Justin Davis 7	Andre Gomez 5	Ryan Vorell 38	Gomez/Renteria 9
2000	Marlon Jackson .392	Andre Gomez 52	Jeffrey Ellena 80	Jeffrey Ellena 18	Justin Davis 4	Ryan Vorell 9	Chris Fusillo 53	Daniel Bobadilla 10
2001	Justin Davis .383	Jeff Ellena 60	Jeffrey Ellena 81	Jeffrey Ellena 18	Jeffrey Ellena 6	Ryan Vorell 14	Ryan Vorell 58	Jeffrey Ellena 19
2002	Matt Stevens .373	Matt Stevens 42	Matt Stevens 69	Anthony Gonzales 22	Matt Stevens 3	Connors/Marcus 7	Anthony Gonzalez 43	Ziarnick/Winslow 4
2003	Anthony Gonzalez .356	Chase Stroupe 32	Anthony Gonzalez 64	Anthony Gonzales 11	Brian Ziarnick 2	Jason Stuck 11	Gonzalez/Nepa/Stuck 28	Kenny McCarthy 6
2004	Kenneth Galindo .368	Matt Stevens 37	Kenny McCarthy 61	Kenneth Galindo 11	Kenny McCarthy 3	Jarrod Allen 8	Kenneth Galindo 30	Kenny McCarthy 11
2005	Kevin Falls .372	Jarrod Allen 39	Matt Lopez 72	Matt Lopez 13	Lopez/Allen 2	Allen/Mendrin 5	Allen/Mendrin 33	Jarrod Allen 12
2006	Kirk Gross .400	Robbie Carter 37	Anthony Esquer 66	Anthony Esquer 18	Robbie Carter 3	Esquer/Mendrin 7	Anthony Esquer 42	Chris Janowicz 7
2007	Kirk Gross .393	Gross/Cavaletto 33	Kyle Boggio 59	Gross/Boggio 12	Gross/Cavaletto/Boggio 2	A.J. Cavaletto 6	Kirk Gross 30	Kyle Boggio 9
2008	Chris Brehm .375	John Daniels 36	A.J. Cavaletto 65	Chris Brehm 14	A.J. Cavaletto 2	A.J. Cavaletto 5	A.J. Cavaletto 36	A.J. Cavaletto 9
2009	Jeff Ringholm .389	Erik Riedel 35	Richard McDowell 62	Chris Brehm 15	Erik Riedel 2	Jenzen Torres 9	Chris Brehm 36	Villa/Klopp 5
2010	Travis Taijeron .345	Travis Taijeron 53	Travis Taijeron 68	Marcus Makia 15	Robert Palmer 2	Travis Taijeron 16	Jenzen Torres 54	Riedel/Edwards 4
2011	Travis Taijeron .392	Travis Taijeron 59	Travis Taijeron 78	Travis Taijeron 20	Ryan Goodman 3	Travis Taijeron 16	Travis Taijeron 51	Ryan Goodman 11
2012	Donald Walter .345	Mike Santora 42	Walter/Santora 61	Donald Walter 15	Eusebio/Curtis 3	Jenzen Torres 8	Chris Miller 44	Donald Walter 13
2013	Jordan Whitman .348	Travor Magna 42	Jordan Whitman 64	B.Walter/Carlson/D.Walter 11	Eusebio/Magna 2	Jordan Whitman 4	Jordan Whitman 40	Donald Walter 8
2014	Joseph Eusebio .377	David Armendariz 39	Joseph Eusebio 72	David Armendariz 19	Carlson/Eusebio/Armendariz 2	David Armendariz 10	David Armendariz 56	Trevor Magna 11
2015	Kyle Garlick .358	Kyle Garlick 70	Kyle Garlick 87	Ryan Webberley 18	Kyle Garlick 4	**Kyle Garlick 17**	Kyle Garlick 56	Kyle Garlick 10
2016	Jason Padlo .397	Jared James 51	Jared James 72	Jared James 17	James/Webberley 2	Caleb Romo 10	Caleb Romo 46	Chris Stratton 25
2017	Jason Padlo .407	Chris Stratton 54	Jason Padlo 77	Pitts/McKenzie 14	Pitts/Stratton 3	Daniel Pitts 11	Daniel Pitts 52	Chris Stratton 27
2018	Nic Hernandez .356	Cody Martin 36	Nic Hernandez 73	Drew Cowley 12	Drew Cowley 3	Nic Hernandez 10	Nic Hernandez 41	Cody Martin 13
2019	Ryon Knowles .337	Brennan McKenzie 46	Ryon Knowles 68	Nic Hernandez 23	Moya/Peifer 2	McKenzie/Flynn/Vizcaino 6	Ryon Knowles 41	Ryon Knowles 12
2020	Brennan McKenzie .369	Ryon Knowles 21	Ryon Knowles 32	Peifer/Knowles 6	Brennan McKenzie 2	Brennan McKenzie 4	Brennan McKenzie 24	Drew Cowley 3
2022	Cesar Lopez .371	Ryon Knowles 57	Nunez/Knowles 74	Cesar Lopez 20	Four tied with 3	Nunez/Slattery 7	Ricky Nunez 51	Ryon Knowles 6
2023	Trent MacKinney .341	Nin Burns II 39	Brent Cota 66	Marco Malerba 15	Nin Burns II 3	Malerba/Price 7	Marco Malerba 42	Nin Burns II 20
2024	AJ Nimeh .355	Johnny Pappas 60	Johnny Pappas 75	Anthony Gibbons 17	Jack Sanders 6	Jack Sanders 14	Jack Sanders 58	Sanders/Cota 8
2025	Brent Cota .350	Johnny Pappas 43	Johnny Pappas 67	Johnny Pappas 16	Beau Betten 4	Julian Angulo 6	Julian Angulo 41	Beau Betten 11

YEAR-BY-YEAR STATISTICAL LEADERS

Bold *Program Record* ** Led NCAA Division II*

YEAR	WINS	SAVES	ERA (30+ IP)	STRIKEOUTS	INNINGS PITCHED	APPEARANCES	WHIP (30+ IP)	COMPLETE GAMES
1960	Jim Rogers 11		Paul Smith 2.96					
1961	Ken Robinson 8		Jim Johnson 1.76					
1962	Butch Hughes 8		Lee Losee 1.69					
1963	Lee Losee 10		Darrell Clark 1.43					
1964	Paul Coleman 9		Paul Coleman 2.50	Paul Coleman 84	Paul Coleman 72.0			
1965	George Fowlkes 9		George Fowlkes 2.08	Paul Coleman 97	George Fowlkes 99.1			
1966	Mark Foss 8		Tom Ferraro 2.41	Paul Coleman 76	Mark Foss 96.2			
1967	Murray/Stillinger 5		Bill Borning 2.02	Denis Murray 55	Denis Murray 90.1			
1968	Rich Stillinger 9		**Rich Stillinger 1.42**	Rich Stillinger 84	Rich Stillinger 101.2			
1969	Steve Nielsen 8		Mark Wiley 2.08	Steve Nielsen 72	Steve Nielsen 83.1			
1970	Mark Wiley 15	Four tied with 1	Mike Wendt 2.26	**Mark Wiley 170**	Mark Wiley 154.0	Mark Wiley 22		Mark Wiley 15
1971	Roger Fechner 7	Adrian Witt 1	Adrian Witt 2.09	Roger Fechner 99	Roger Fechner 136.2	Roger Fechner 21		Roger Fechner 10
1972	Roger Fechner 9	Roger Fechner 3	Adrian Witt 2.53	Roger Fechner 77	Roger Fechner 121.1	Roger Fechner 21		Roger Fechner 9
1973	Vic Bernal 8	Juan Uribe 3	Dee King 2.10	Mike Seberger 83	Mike Seberger 120.1	Mike Seberger 21		Vic Bernal 9
1974	John Riddle 7	Dee King 2	Tom Rosenstein 2.07	Vic Bernal 67	Vic Bernal 94.0	John Riddle 22		Dee King 7
1975	Vic Bernal 5	Ashlock/Kistner 2	Mike Regus 2.39	Vic Bernal 102	Vic Bernal 100.1	Bernal/Kistner 17		Vic Bernal 6
1976	Bruce MacPherson 13	John Kistner 5	Mike Regus 3.21	Bruce MacPherson 88	Bruce MacPherson 169.2	**Bruce MacPherson 30**		
1977	Chuck Belk 6	Chuck Belk 2	Chuck Belk 3.96	Chuck Belk 42	Chuck Belk 134.0	Chuck Belk 21		
1978	Randy Nelson 6	Alan Fowlkes 2	Alan Fowlkes 3.23	Randy Nelson 31	Randy Nelson 113.0	Chacon/Nelson 20		Randy Nelson 7
1979	Alan Fowlkes 11		Kevan Combs 2.29	Alan Fowlkes 89	Alan Fowlkes 170.1	Border/Fowlkes 21		Alan Fowlkes 12
1980	**Alan Fowlkes 21***	Mike O'Hara 2	Alan Fowlkes 2.44	Alan Fowlkes 142*	**Alan Fowlkes 206.0**	Alan Fowlkes 26		**Alan Fowlkes 19***
1981	Mark Border 11	Rich Bruner 3	Rich Bruner 2.72	Mark Border 60	Mark Border 151.1	Rich Bruner 24		Mark Border 13
1982	Mark Border 8	Kevin Jepsen 2	Dan Blanchette 2.41	Mark Border 46	Dan Blanchette 108.1	Dan Blanchette 22		Dan Blanchette 8
1983	Ziem/Gomez 12*	Gomez/Washington 2	Kirk Washington 2.79	Steve Ziem 120	Steve Ziem 157.2	Steve Gomez 22		Steve Ziem 13
1984	Kirk Washington 9	Nolan/Jepsen/Hunt 1	Jeff Nolan 3.92	Kirk Washington 78	Kirk Washington 127.0	Jeff Nolan 20		Kirk Washington 9
1985	Mike Munoz 16	Darren Gonzalez 4	Mike Munoz 3.33	Mike Munoz 80	Mike Munoz 148.2	Darren Gonzalez 25		Mike Munoz 7
1986	Kirk Washington 10	Charlie Webb 5	Mike Munoz 3.34	Kirk Washington 92	Mike Munoz 110.1	Gonzalez/Webb 20		Kirk Washington 7
1987	Charlie Webb 12	Berry/Koklys/Dillon 1	Charlie Webb 2.64	Charlie Webb 94	Charlie Webb 146.2	Tom Gorman 20		Charlie Webb 16
1988	Wayne Koklys 13	Daniel Mead 2	Dave Berry 4.10	Wayne Koklys 87	Wayne Koklys 142.2	Wayne Koklys 23		Wayne Koklys 10
1989	Wayne Koklys 7	Max Hardy 2	Dan Mead 2.08	Wayne Koklys 77	Wayne Koklys 105.7	Koklys/Gomez 18		Wayne Koklys 7
1990	Bret Lachemann 5	Kevin Chavez 5	Scott Bush 4.25	Bret Lachemann 86	Bret Lachemann 96.2	Kevin Chavez 29		Lachemann/Gomez 4
1991	Dan Mead 7	Geoff Johansen 2	Erick Gomez 3.04	Wayne Koklys 64	Wayne Koklys 113.2	Kevin Chavez 20		Wayne Koklys 8
1992	Shannon Albright 6	Jeff Wengel 3	Dan Mead 3.67	Dan Mead 64	Dan Mead 95.7	Hunter/Wengel 22	Scott Hunter 1.30	Dan Mead 5
1993	Shannon Albright 7	Jeff Wengel 2	Jeff Wengel 3.09	Shannon Albright 71	Shannon Albright 117	Dave Anderlik 23	Jeff Wengel 1.16	Shannon Albright 6
1994	Mike Kurnik 9	Ramirez/Anderlik 2	Joe Ramirez 4.47	Mike Kurnik 107	Loni Vallejo 112.2	Loni Vallejo 20	Larry Lusk 1.27	Loni Vallejo 4
1995	Joseph Ramirez 8	Robinson/Price/Heaton 2	Randal Robinson 2.20	Joseph Ramirez 59	Joseph Ramirez 115	Robinson/Price 22	Robert Price 1.09	Price/Ramirez 3
1996	Joseph Ramirez 6	Ara Barsoumian 2	Eduardo Arrieta 4.38	Joseph Ramirez 47	Joseph Ramirez 84.1	Eduardo Arrieta 25	Joseph Ramirez 1.47	Joseph Ramirez 4
1997	Michael Danbo 9	Harford/Bettencourt 3	Alex Sanchez 3.51	Michael Danbo 68	Michael Danbo 102.1	Travis Harford 18	Michael Danbo 1.34	Michael Danbo 5
1998	Will Morris 5	Cavazos/Egan 2	Will Morris 4.10	Will Morris 44	Will Morris 83.1	Kevin Cavazos 17	Will Morris 1.64	Morris/Egan/Danbo 2
1999	Chris Amaya 7	Chris Amaya 2	Andre Gomez 4.04	Will Morris 66	Will Morris 83.2	Chris Amaya 24	Andre Gomez 1.29	Will Morris 2
2000	Andrew Perkins 7	Will Morris 4	Andrew Perry 3.32	Andrew Perkins 80	Andrew Perkins 104.1	Will Morris 26	Andrew Perkins 1.34	Perkins/Perry 4
2001	Donnie Furnald 10	Kevin Waldinger 5	Steve Kaustinen 3.51	Donnie Furnald 87	Donnie Furnald 111.2	Kevin Waldinger 20	Donnie Furnald 1.38	Donnie Furnald 8
2002	Kevin Waldinger 7	Jose Munoz 5	Kevin Waldinger 3.81	Tony Ortiz 49	Tony Ortiz 92.1	Munoz/Wooten 17	Kevin Waldinger 1.31	Tony Ortiz 2
2003	Lira/Wilding/Burleson 3	Taylor Wilding 2	Efren Lira 3.06	Efren Lira 66	Efren Lira 85.1	Jeremey White 19	Efren Lira 1.31	Wilding/Burleson 2
2004	Jose Munoz 6	Munoz/White 2	Chris Sotro 3.05	Efren Lira 85	Efren Lira 85.0	Jeremey White 22	Jose Munoz 1.18	Efren Lira 4
2005	Taylor Wilding 11	Lee/Carreras 4	Taylor Wilding 2.80	Taylor Wilding 112	Taylor Wilding 112.1	Luis Carreras 23	Taylor Wilding 1.10	Taylor Wilding 7
2006	Ryan Screnar 7	Carreras/Romero 2	Luis Carreras 3.72	Luis Carreras 75	Luis Carreras 92.0	Luis Carreras 19	Rudy Aranda 1.17	Carreras/Screnar 3
2007	Ryan Screnar 5	Sean Hunter 6	Jarrett Attard 2.74	Bryan Banes 47	Bryan Banes 67.1	Jason Jordan 19	Jarett Attard 1.18	Jordan Jason 2
2008	Brandan King 4	Sean Hunter 6	Sean Hunter 3.67	Brandan King 35	Ryan Screnar 67.0	Sean Hunter 19	Ryan Screnar 1.43	Screnar/King 1
2009	Kevin Bosson 4	Wilson/Powers 4	Casey Yokubaitis 3.92	Kevin Bosson 46	Kevin Bosson 59.1	Brad Wilson 19	Kevin Bosson 1.37	Joshua Krist 1
2010	Geoff Broussard 7	Joshua Krist 7	Ryan Dunn 3.44	Geoff Broussard 47	Geoff Broussard 75.0	Joshua Krist 22	Jarett Attard 1.19	Geoff Broussard 2
2011	Kevin Bosson 10	Geoff Broussard 4	Shane Phillips 1.89	Kevin Bosson 74	Kevin Bosson 89.1	Michael Parker 26	Bosson/Parker 1.21	Kevin Bosson 3
2012	Geoff Broussard 11	Rodarte/Bosson 1	Geoff Broussard 1.58	Geoff Broussard 82	Geoff Broussard 97.0	Kyle McNutt 15	**Geoff Broussard 0.82**	Geoff Broussard 7
2013	Kevin Bosson 8	Cody Ponce 6	Cody Ponce 2.23	Kevin Bosson 68	Kevin Bosson 95.2	Andy Amaro 21	Cody Ponce 1.10	Kevin Bosson 3
2014	Max Bethell 7	J.J. Franklin 8	Austin Boyle 1.82	Cody Ponce 52	Steven Farnworth 85.0	Andy Amaro 28	Austin Boyle 1.07	Cody Ponce 4
2015	Ryan Olson 12	**J.J. Franklin 10**	Cody Ponce 1.44	Ryan Olson 92	Chris Powell 92.2	Austin Boyle 29	Ryan Olson 0.89	Cody Ponce 3
2016	Max Bethell 10	Ryan Alsworth 8	Michael Koval 1.86	Peter Bayer 103	Max Bethell 101.2	Ryan Alsworth 26	Michel Koval 1.00	Michael Koval 2
2017	Jeff Bain 8	Wyatt Shackleford 4	Henry Omana 2.48	Jeff Bain 94	Jeff Bain 111	Ryan Alsworth 22	Henry Omana 1.00	Henry Omana 2
2018	Ryan Alsworth 7	Mora/Conley 3	Darin May 2.45	Dylan Francis 75	Ryan Alsworth 87.0	Brian Conley 19	Ryan Alsworth 1.02	Tim Holdgrafer 3
2019	Tim Holdgrafer 10	Darin May 8	Drew Atherton 3.32	Tim Holdgrafer 86	Tim Holdgrafer 96.1	Ben Mora 19	Austin Isenhart 1.26	Tim Holdgrafer 2
2020	Drew Atherton 3	Eric Romo 2	Gavin Velasquez 2.59	Gavin Velasquez 42	Gavin Velasquez 31.1	Steven Ordorica 10	Gavin Velasquez 0.99	Rhys Stevens 1
2022	Will Rudy 8	Eric Romo 7	Will Rudy 3.10	Will Rudy 96	Will Rudy 87.0	Matt Orozco 24	Will Rudy 1.01	Noel Soto 1
2023	Caleb Reyes 7	Eric Romo 4	Caleb Reyes 2.67	Caleb Reyes 68	Caleb Reyes 77.2	Eric Romo 17	Caleb Reyes 1.02	Noel Soto 2
2024	Reyes/Soto 8	Chris Fields 4	Caleb Reyes 2.56	Caleb Reyes 60	Noel Soto 83.1	Chris Fields 16	Caleb Reyes 1.06	Noel Soto 3
2025	Five Tied 2	Andrew Campbell 2	Evan Adolphus 5.18	Esquival/Vasquez 48	Tyler Reiter 69.1	Tucker/Del Castillo 14	Dylan Esquival 1.49	Esquival/Reiter 1

YEAR-BY-YEAR TEAM STATISTICS

Bold *Program Record* * *Led NCAA Division II* ^ *Season Shortened Due to COVID-19 Pandemic*

YEAR	AVG	H	AB	R	2B	3B	HR	RBI	TB	SB	OB%	SLG%	ERA	R	ER	SV	IP	H	SO	BB	b/AVG	FLD%	E	DP
1960	.297	-	-	-	-	-	-	-	-	-	-	-	-	-	-	-	-	-	-	-	-	-	-	-
1961	-	-	-	-	-	-	-	-	-	-	-	-	-	-	-	-	-	-	-	-	-	-	-	-
1962	-	-	-	-	-	-	-	-	-	-	-	-	-	-	-	-	-	-	-	-	-	-	-	-
1963	-	-	-	-	-	-	-	-	-	-	-	-	**2.03**	**124**	-	-	-	-	-	-	-	-	-	-
1964	.286	332	1162	238	45	16	11	218	442	66	-	.380	4.30	202	148	-	310.0	283	288	200	-	-	-	-
1965	.273	320	1172	219	37	16	15	169	434	-	-	.370	2.85	129	**95**	-	299.2	**233**	283	150	-	-	-	-
1966	.272	352	1296	210	47	16	16	161	479	55	-	.370	3.14	163	118	-	338.0	287	238	190	-	-	-	-
1967	.231	282	1219	168	48	10	11	149	383	-	-	.314	2.82	157	106	-	338.2	281	224	110	-	.947	94	-
1968	.264	391	1474	215	47	17	25	186	547	37	-	.371	2.57	164	113	-	396.0	332	260	164	-	-	-	-
1969	.259	384	1483	227	40	13	14	178	492	43	-	.332	3.03	191	131	-	389.0	379	284	170	-	-	-	-
1970	.269	462	1713	255	56	15	15	288	593	70	-	.346	3.18	231	164	4	463.0	442	358	194	.246	.948	108	-
1971	.245	427	1745	256	52	19	8	200	541	88	-	.310	3.31	255	180	1	488.1	411	325	266	**.207**	.948	107	-
1972	.288	507	1761	286	71	17	24	234	684	104	-	.388	3.90	254	198	8	457.1	462	255	213	.234	-	-	-
1973	.278	477	1713	237	72	14	19	211	634	84	-	.370	3.70	236	188	7	457.2	408	269	205	.209	-	-	-
1974	.260	413	1594	203	46	13	23	176	554	91	-	.348	3.61	238	172	4	428.1	408	277	185	.218	.947	105	
1975	.266	399	1503	198	56	18	13	172	530	95	-	.353	3.62	227	155	6	401.1	382	289	236	.264	-	-	-
1976	.310	700	2256	392	99	**34**	47	357	1008	79	-	.447	4.00	317	253	7	569.0	609	284	247	.242	-	-	-
1977	.259	350	1350	171	62	8	6	148	446	54	.366	.295	5.80	286	227	2	352.0	409	136	182	.287	.948	84	-
1978	.276	498	1803	238	74	14	5	211	621	63	-	.341	5.12	327	261	2	453.0	552	152	205	.252	.954	95	-
1979	.289	663	2295	347	105	22	23	321	881	**113**	-	.384	3.59	317	244	0	**611.1**	645	255	242	.274	-	92	-
1980	**.325**	**746**	2291	**430**	**153**	19	52	**395**	1094	49	-	**.477**	4.06	320	261	3	578.0	637	306	202	.284	.969	77	51
1981	.308	569	1845	322	81	9	55	294	833	43	-	.451	4.81	299	250	4	467.2	477	174	202	.231	.972	56	41
1982	.277	495	1786	257	72	13	21	224	656	72	-	.367	4.24	297	217	4	460.1	467	218	197	.225	.936	127	33
1983	.286	607	2126	344	106	12	34	312	839	96	-	.395	3.29	298	202	6	552.0	522	357	284	.213	.950	129	35
1984	.289	555	1921	334	110	7	28	277	763	40	-	.397	5.37	344	279	3	468.0	550	289	251	.295	.958	88	48
1985	.311	734	**2358**	414	138	24	**68**	379	**1124**	61	-	**.477**	4.69	391	306	12	587.0	667	327	305	.291	.952	131	46
1986	.273	464	1697	252	86	9	41	232	691	17	-	.407	4.34	306	212	8	439.1	493	292	209	.283	.942	118	38
1987	.289	580	2008	352	107	11	37	321	820	46	-	.408	4.41	339	250	3	510.0	564	285	243	.281	.946	129	60
1988	.309	610	1973	373	132	21	41	351	907	71	-	.460	4.71	327	253	6	484.0	546	208	203	.281	.939	131	31
1989	.319	575	1801	336	114	13	33	290	814	54	**.449**	.452	5.60	350	275	5	442.0	490	251	285	.272	.944	113	41
1990	.275	497	1809	274	85	8	13	216	637	49	-	.352	5.51	383	276	6	450.2	525	253	269	.285	.927	155	50
1991	.267	466	1747	266	84	7	10	213	594	47	.419	.340	4.23	291	211	4	449.0	498	249	185	.281	.957	84	48
1992	.279	490	1755	286	107	20	27	248	718	62	.418	.409	4.51	327	235	8	469.1	544	231	177	.296	.950	104	62
1993	.302	555	1835	327	99	10	21	294	737	74	.444	.402	4.58	309	230	5	451.2	527	225	203	.291	.952	94	36
1994	.315	588	1864	380	106	17	32	323	824	101	.442	.442	6.15	391	320	5	468.1	556	262	212	.299	.946	111	50
1995	.275	550	1998	290	98	11	7	238	691	93	.382	.346	3.73	287	210	10	507.0	557	223	189	.280	.958	97	56
1996	.254	446	1757	206	76	6	20	182	594	37	.332	.338	5.49	334	275	5	451.0	500	235	241	.283	.958	86	40
1997	.313	604	1927	356	134	10	30	310	848	71	.390	.440	5.62	359	294	11	470.2	559	329	197	.297	.953	98	45
1998	.295	442	1497	283	85	6	42	253	665	40	.388	.444	6.77	341	280	5	372.1	483	227	206	.317	.947	90	40
1999	.298	501	1681	319	98	16	28	282	715	49	.381	.425	5.08	308	233	4	412.2	482	292	203	.292	.948	98	40
2000	.305	612	2008	378	108	16	47	350	893	35	.368	.445	4.12	303	226	7	493.2	554	341	208	.287	.964	79	53
2001	.300	566	1888	360	103	15	64	328	891	58	.361	.472	4.71	314	242	9	462.1	465	287	264	.263	.956	91	49
2002	.310	567	1828	339	118	9	35	312	808	20	.378	.442	5.12	326	252	13	443.0	507	263	192	.289	.947	109	48
2003	.277	495	1784	259	79	6	30	235	676	26	.347	.379	6.11	374	306	5	451.0	543	298	224	.302	.956	89	49
2004	.288	493	1711	279	86	10	35	247	704	19	.357	.411	4.86	261	230	7	426.0	421	392	186	.259	.964	67	47
2005	.309	544	1763	286	92	9	22	249	720	36	.377	.408	4.45	244	216	10	437.0	456	322	173	.276	.972*	52	53
2006	.297	511	1719	278	109	7	32	252	730	18	.353	.425	5.92	323	279	8	424.0	559	278	143	.323	.965	64	45
2007	.291	491	1685	273	80	9	27	247	670	41	.362	.398	6.58	360	301	13	411.2	550	262	159	.326	.958	76	42
2008	.290	447	1543	260	98	6	23	238	626	36	.375	.406	5.51	306	239	8	390.2	497	238	145	.311	.953	83	41
2009	.304	491	1616	316	91	7	34	285	698	26	.396	.432	5.97	322	264	11	397.2	505	269	184	.313	.961	68	43
2010	.295	513	1741	327	84	6	48	303	753	17	.386	.433	4.96	327	242	8	439.0	518	264	153	.293	.958	81	41
2011	.294	581	1974	365	126	6	36	322	827	45	.373	.419	3.69	261	207	11	505.1	534	344	140	.273	.969	69	48
2012	.297	481	1621	323	97	16	30	290	700	64	.382	.432	3.39	200	156	2	414.1	392	303	**108**	.248	.965	63	79
2013	.315	529	1682	307	82	9	13	270	668	36	.383	.397	4.10	243	195	7	428.0	459	282	147	.276	.966	65	112
2014	.293	469	1603	264	87	8	17	237	623	51	.363	.389	3.39	198	159	11	422.2	415	298	140	.257	.961	74	84
2015	.292	612	2097	364	107	10	34	326	841	29	.374	.401	2.69	209	162	**18**	543.0	454	**504**	185	.228	.971	66	130
2016	.309	639	2068	358	118	9	36	327	883	69	.385	.427	3.45	259	203	**18**	530.1	465	474	220	.237	.963	84	**144**
2017	.309	605	1960	356	100	12	31	318	822	63	.379	.419	4.31	264	233	9	486.2	445	394	216	.241	.963	76	89
2018	.295	536	1816	322	82	8	31	288	727	38	.382	.400	3.99	234	203	11	457.2	454	413	143	.258	.968	61	106
2019	.283	524	1890	327	110	8	37	306	771	51	.370	.408	5.44	326	293	12	485.0	542	424	192	.285	.975	50	127
2020^	.279	204	730	97	29	4	10	85	271	8	.353	.371	3.11	71	65	5	188.1	166	192	65	.239	.972	22	20
2022	.308	564	1830	417	112	14	32	379	800	23	.419	.437	4.85	272	246	10	456.2	453	436	151	.259	**.977**	**43**	39
2023	.277	484	1750	284	91	15	35	256	710	47	.356	.406	4.61	252	229	8	447.0	444	351	176	.259	.973	49	39
2024	.309	583	1888	394	103	13	59	368	889	46	.397	.471	4.76	290	248	9	469.0	488	371	165	.266	.974	50	37
2025	.286	475	1658	285	84	11	34	260	683	30	.369	.412	6.15	336	282	5	412.2	522	314	164	.306	.964	63	25

TEAM SEASON RECORDS

GAMES PLAYED

1.	1985	69
2.	1976	68
	1979	68
	1980	68
5.	1983	63
	2015	63

AT-BATS

1.	1985	2,358
2.	1979	2,295
3.	1980	2,291
4.	1976	2,256
5.	1983	2,126

TOTAL BASES

1.	1985	1,124
2.	1980	1,094
3.	1976	1,008
4.	1988	907
5.	2000	893

FEWEST RUNS ALLOWED

1.	1963	124
2.	1965	129
3.	1967	157
4.	1966	163
5.	1968	164

FEWEST WALKS ALLOWED

1.	2012	108
2.	1967	110
3.	2011	140
	2014	140
5.	2018	143
	2006	143

WINS

1.	2015	46
2.	2016	42
	1980	42
4.	1983	41
5.	1976	40

RUNS

1.	1980	430
2.	2022	417
3.	1985	414
4.	2024	394
5.	1976	392

STOLEN BASES

1.	1979	113
2.	1972	104
3.	1994	101
4.	1983	96
5.	1975	95

SAVES

1.	2015	18
	2016	18
3.	2002	13
	2007	13
5.	2019	12
	1985	12

LOWEST OPP AVG

1.	1971	.207
2.	1973	.209
3.	1983	.213
4.	1974	.218
5.	1982	.225

LOSSES

1.	1996	40
2.	2003	39
3.	1990	36
4.	1978	35
5.	2025	34

RUNS PER GAME

1.	2022	7.72
2.	2024	7.04
3.	1994	6.79
4.	2012	6.59
5.	2001	6.55

ON-BASE PCT

1.	1989	.449
2.	1993	.444
3.	1994	.442
4.	2022	.419
	1991	.419

INNINGS PITCHED

1.	1979	611.1
2.	1985	587.0
3.	1980	578.0
4.	1976	569.0
5.	1983	552.0

HIGHEST OPP AVG

1.	2007	.326
2.	2006	.323
3.	1998	.317
4.	2009	.313
5.	2008	.311

BATTING

HIGHEST AVERAGE

1.	1980	.325
2.	1989	.319
3.	1994	.315
	2013	.315
5.	1997	.313

DOUBLES

1.	1980	153
2.	1985	138
3.	1997	134
4.	1988	132
5.	2011	126

SLUGGING PCT

1.	1985	.477
	1980	.477
3.	2001	.472
4.	2024	.471
5.	1988	.460

MOST HITS ALLOWED

1.	1985	667
2.	1979	645
3.	1980	637
4.	1976	609
5.	1987	564

FIELDING

BEST FIELDING PCT

1.	2022	.977
2.	2019	.975
3.	2024	.974
4.	2023	.973
5.	3 Tied	.972

LOWEST AVERAGE

1.	1967	.231
2.	1971	.245
3.	1996	.254
4.	1977	.259
5.	1974	.260

TRIPLES

1.	1976	34
2.	1985	24
3.	1979	22
4.	1988	21
5.	1992	20

PITCHING

LOWEST ERA

1.	1963	2.03
2.	1968	2.57
3.	2015	2.69
4.	1967	2.82
5.	1965	2.85

FEWEST HITS ALLOWED

1.	1965	233
2.	1967	281
3.	1964	283
4.	1966	287
5.	1968	332

WORST FIELDING PCT

1.	1990	.927
2.	1982	.936
3.	1988	.939
4.	1986	.942
5.	1989	.944

HITS

1.	1980	746
2.	1985	734
3.	1976	700
4.	1979	663
5.	2016	639

HOME RUNS

1.	1985	68
2.	2001	64
3.	2024	59
4.	1981	55
5.	1980	52

HIGHEST ERA

1.	1998	6.77
2.	2007	6.58
3.	2025	6.15
	1994	6.15
5.	2003	6.11

STRIKEOUTS

1.	2015	504
2.	2016	474
3.	2022	436
4.	2019	424
5.	2018	413

FEWEST ERRORS

1.	2022	43
2.	2023	49
3.	2024	50
	2019	50
5.	2005	52

HITS PER GAME

1.	1989	11.06
2.	1980	10.97
3.	2017	10.80
4.	1997	10.79
5.	1988	10.70

RUNS BATTED IN

1.	1980	395
2.	2022	379
	1985	379
4.	2024	368
5.	1976	357

MOST RUNS ALLOWED

1.	1994	391
	1985	391
3.	1990	383
4.	2003	374
5.	2007	360

MOST WALKS ALLOWED

1.	1985	305
2.	1989	285
3.	1983	284
4.	1990	269
5.	1971	266

DOUBLE PLAYS

1.	2016	144
2.	2015	130
3.	2019	127
4.	2013	112
5.	2018	106

** 2020 stats not included due to shortened season*

BEST TEAM START

Bold *Program Record* ** Game resulted in a tie.*

YEAR	1	2	3	4	5	6	7	8	9	10	11	12	13	14	15	16	17	18	19	20	21	22	23	24	25
1965	0-1	0-2	0-3	1-3	*	1-4-1	2-4-1	3-4-1	4-4-1	5-4-1	6-4-1	7-4-1	8-4-1	9-4-1	10-4-1	11-4-1	12-4-1	13-4-1	13-5-1	14-5-1	15-5-1	16-5-1	17-5-1	17-6-1	17-7-1
1966	**1-0**	**2-0**	**3-0**	3-1	4-1	5-1	6-1	6-2	6-3	7-3	8-3	8-4	9-4	10-4	11-4	12-4	12-5	12-6	13-6	14-6	15-6	16-6	17-6	17-7	18-7
1967	**1-0**	1-1	2-1	2-2	3-2	3-3	3-4	4-4	5-4	5-5	6-5	6-6	7-6	8-6	9-6	10-6	11-6	12-6	13-6	13-7	13-8	13-9	13-10	14-10	14-11
1968	**1-0**	1-1	1-2	1-3	1-4	1-5	2-5	3-5	3-6	4-6	5-6	6-6	6-7	6-8	6-9	7-9	8-9	8-10	8-11	9-11	10-11	11-11	12-1	13-11	13-12
1969	**1-0**	1-1	1-2	1-3	1-4	2-4	3-4	3-5	3-6	3-7	3-8	4-8	5-8	6-8	7-8	8-8	9-8	10-8	11-8	11-9	11-10	11-11	11-12	11-13	11-14
1970	0-1	0-2	0-3	1-3	1-4	1-5	1-6	1-7	1-8	2-8	3-8	4-8	5-8	5-9	5-10	6-10	7-10	8-10	9-10	9-11	10-11	10-12	10-13	10-14	10-15
1971	0-1	0-2	1-2	1-3	2-3	2-4	3-4	4-4	4-5	4-6	5-6	5-7	5-8	6-8	7-8	8-8	8-9	9-9	9-10	10-10	11-10	12-10	13-10	14-10	14-11
1972	*	1-0-1	2-0-1	3-0-1	3-1-1	4-1-1	5-1-1	6-1-1	6-2-1	6-3-1	6-4-1	6-5-1	6-6-1	7-6-1	7-7-1	7-8-1	8-8-1	8-9-1	8-10-1	9-10-1	10-10-1	11-10-1	12-10-1	13-10-1	14-10-1
1973	0-1	1-1	2-1	3-1	3-2	3-3	3-4	3-5	3-6	3-7	4-7	4-8	5-8	6-8	7-8	8-8	8-9	9-9	10-9	11-9	12-9	12-10	12-11	13-11	14-11
1974	0-1	1-1	1-2	1-3	2-3	3-3	4-3	4-4	4-5	4-6	4-7	4-8	4-9	5-9	6-9	6-10	6-11	6-12	6-13	7-13	8-13	9-13	10-13	10-14	11-14
1975	0-1	1-1	2-1	2-2	2-3	3-3	3-4	3-5	4-5	4-6	4-7	4-8	4-9	4-10	4-11	5-11	5-12	6-12	*	6-13-1	7-13-1	8-13-1	8-14-1	8-15-1	8-16-1
1976	0-1	1-1	2-1	2-2	2-3	2-4	2-5	2-6	2-7	2-8	2-9	3-9	4-9	5-9	5-10	6-10	7-10	8-10	9-10	*	9-11-1	9-12-1	10-12-1	10-13-1	11-13-1
1977	0-1	0-2	0-3	0-4	0-5	0-6	1-6	1-7	2-7	2-8	2-9	2-10	2-11	3-11	4-11	4-12	4-13	5-13	6-13	6-14	6-15	6-16	7-16	8-16	8-17
1978	0-1	0-2	0-3	0-4	*	0-5-1	0-6-1	0-7-1	0-8-1	0-9-1	1-9-1	1-10-1	2-10-1	2-11-1	2-12-1	2-13-1	3-13-1	4-13-1	*	4-14-2	4-15-2	5-15-2	5-16-2	5-17-2	6-17-2
1979	**1-0**	**2-0**	*	2-1-1	3-1-1	3-2-1	4-2-1	5-2-1	6-2-1	6-3-1	6-4-1	6-5-1	7-5-1	7-6-1	8-6-1	8-7-1	8-8-1	9-8-1	10-8-1	10-9-1	10-10-1	11-10-1	12-10-1	13-10-1	14-10-1
1980	**1-0**	**2-0**	**3-0**	**4-0**	**5-0**	**6-0**	6-1	6-2	6-3	6-4	*	7-4-1	7-5-1	8-5-1	9-5-1	9-6-1	10-6-1	11-6-1	12-6-1	13-6-1	14-6-1	14-7-1	15-7-1	15-8-1	16-8-1
1981	0-1	1-1	1-2	2-2	3-2	3-3	3-4	3-5	3-6	3-7	3-8	*	3-9-1	4-9-1	5-9-1	5-10-1	5-11-1	5-12-1	5-13-1	6-13-1	7-13-1	7-14-1	7-15-1	8-15-1	8-16-1
1982	0-1	0-2	0-3	0-4	0-5	1-5	1-6	2-6	2-7	3-7	4-7	4-8	5-8	5-9	5-10	6-10	7-10	8-10	9-10	9-11	9-12	9-13	10-13	10-14	11-14
1983	**1-0**	**2-0**	2-1	2-2	2-3	2-4	2-5	2-6	2-7	3-7	3-8	4-8	5-8	6-8	7-8	8-8	8-9	9-9	9-10	9-11	10-11	11-11	11-12	11-13	11-14
1984	**1-0**	1-1	1-2	1-3	1-4	1-5	1-6	1-7	1-8	2-8	3-8	4-8	4-9	5-9	5-10	5-11	5-12	6-12	7-12	7-13	8-13	9-13	9-14	9-15	9-16
1985	**1-0**	1-1	1-2	1-3	1-4	2-4	*	3-4-1	3-5-1	4-5-1	5-5-1	6-5-1	7-5-1	7-6-1	7-7-1	7-8-1	7-9-1	7-10-1	8-10-1	8-11-1	8-12-1	8-13-1	8-14-1	8-15-1	8-16-1
1986	0-1	0-2	0-3	0-4	0-5	0-6	0-7	0-8	1-8	2-8	2-9	3-9	3-10	3-11	3-12	4-12	4-13	4-14	5-14	6-14	6-15	6-16	7-16	7-17	8-17
1987	**1-0**	1-1	1-2	2-2	2-3	3-3	3-4	3-5	3-6	4-6	5-6	6-6	6-7	7-7	7-8	8-8	8-9	8-10	9-10	10-10	11-10	12-10	13-10	14-10	15-10
1988	0-1	1-1	1-2	2-2	3-2	3-3	4-3	5-3	6-3	7-3	8-3	8-4	9-4	9-5	10-5	11-5	12-5	13-5	13-6	14-6	14-7	14-8	14-9	14-10	14-11
1989	0-1	0-2	0-3	0-4	0-5	0-6	0-7	0-8	1-8	1-9	1-10	2-10	2-11	2-12	3-12	4-12	5-12	6-12	7-12	7-13	7-14	8-14	8-15	9-15	9-16
1990	0-1	0-2	0-3	1-3	1-4	1-5	2-5	3-5	3-6	3-7	3-8	3-9	3-10	3-11	3-12	3-13	4-13	5-13	5-14	6-14	6-15	6-16	6-17	6-18	7-18
1991	0-1	1-1	1-2	1-3	1-4	1-5	2-5	2-6	2-7	3-7	4-7	4-8	5-8	6-8	6-9	7-9	7-10	7-11	8-11	8-12	9-12	10-12	10-13	10-14	11-14
1992	**1-0**	1-1	1-2	1-3	1-4	2-4	3-4	3-5	3-6	3-7	3-8	3-9	3-10	3-11	3-12	3-13	3-14	3-15	4-15	5-15	5-16	5-17	6-17	6-18	6-19
1993	0-1	0-2	0-3	1-3	1-4	2-4	3-4	3-5	4-5	5-5	5-6	6-6	7-6	8-6	9-6	9-7	10-7	11-7	12-7	13-7	13-8	13-9	13-10	14-10	14-11
1994	0-1	1-1	2-1	3-1	4-1	4-2	5-2	5-3	5-4	6-4	6-5	7-5	7-6	*	8-6-1	9-6-1	10-6-1	10-7-1	10-8-1	11-8-1	12-8-1	13-8-1	14-8-1	15-8-1	16-8-1
1995	0-1	0-2	1-2	2-2	3-2	4-2	4-3	5-3	5-4	6-4	6-5	7-5	7-6	7-7	8-7	9-7	10-7	10-8	10-9	10-10	10-11	11-11	11-12	12-12	12-13
1996	**1-0**	1-1	2-1	2-2	2-3	2-4	2-5	3-5	3-6	3-7	*	4-7-1	5-7-1	5-8-1	5-9-1	5-10-1	5-11-1	5-12-1	5-13-1	5-14-1	5-15-1	6-15-1	7-15-1	7-16-1	7-17-1
1997	0-1	1-1	1-2	2-2	3-2	3-3	3-4	4-4	5-4	6-4	6-5	7-5	7-6	7-7	7-8	7-9	7-10	8-10	8-11	8-12	9-12	10-12	10-13	11-13	12-13
1998	*	0-1-1	1-1-1	2-1-1	3-1-1	4-1-1	5-1-1	6-1-1	6-2-1	7-2-1	7-3-1	7-4-1	8-4-1	8-5-1	9-5-1	9-6-1	9-7-1	9-8-1	9-9-1	9-10-1	9-11-1	10-11-1	11-11-1	11-12-1	11-13-1
1999	0-1	1-1	1-2	1-3	2-3	2-4	2-5	3-5	4-5	5-5	6-5	7-5	7-6	7-7	7-8	7-9	7-10	8-10	9-10	10-10	11-10	12-10	12-11	12-12	12-13
2000	0-1	1-1	1-2	1-3	2-3	2-4	2-5	2-6	2-7	2-8	2-9	2-10	2-11	3-11	3-12	4-12	5-12	5-13	6-13	7-13	7-14	8-14	9-14	9-15	10-15
2001	0-1	0-2	0-3	1-3	2-3	3-3	3-4	4-4	5-4	5-5	6-5	7-5	8-5	9-5	10-5	10-6	10-7	10-8	11-8	11-9	12-9	13-9	13-10	14-10	15-10
2002	0-1	1-1	2-1	3-1	*	4-1-1	5-1-1	5-2-1	6-2-1	7-2-1	8-2-1	9-2-1	9-3-1	9-4-1	10-4-1	10-5-1	10-6-1	10-7-1	10-8-1	10-9-1	11-9-1	11-10-1	11-11-1	11-12-1	12-12-1
2003	**1-0**	1-1	1-2	1-3	1-4	1-5	1-6	2-6	2-7	2-8	2-9	2-10	2-11	3-11	3-12	3-13	3-14	3-15	3-16	4-16	4-17	5-17	5-18	5-19	6-19
2004	**1-0**	1-1	*	2-1-1	3-1-1	3-2-1	3-3-1	4-3-1	4-4-1	5-4-1	6-4-1	7-4-1	8-4-1	9-4-1	*	9-5-2	10-5-2	10-6-2	11-6-2	11-7-2	11-8-2	11-9-2	12-9-2	13-9-2	14-9-2
2005	0-1	0-2	0-3	1-3	2-3	3-3	3-4	4-4	4-5	5-5	6-5	7-5	7-6	7-7	7-8	8-8	9-8	10-8	10-9	11-9	12-9	13-9	13-10	14-10	14-11
2006	**1-0**	1-1	1-2	1-3	1-4	1-5	1-6	1-7	1-8	1-9	1-10	2-10	2-11	2-12	3-12	4-12	5-12	6-12	6-13	7-13	7-14	7-15	7-16	8-16	9-16
2007	0-1	1-1	2-1	3-1	3-2	3-3	4-3	5-3	5-4	6-4	7-4	7-5	7-6	7-7	7-8	7-9	7-10	7-11	7-12	7-13	7-14	8-14	9-14	9-15	9-16
2008	0-1	0-2	0-3	0-4	0-5	0-6	1-6	2-6	3-6	3-7	3-8	3-9	3-10	3-11	3-12	3-13	4-13	4-14	5-14	5-15	6-15	7-15	7-16	7-17	7-18
2009	**1-0**	**2-0**	2-1	2-2	3-2	3-3	4-3	5-3	5-4	6-4	6-5	6-6	7-6	7-7	7-8	7-9	7-10	7-11	8-11	9-11	9-12	10-12	11-12	12-12	13-12
2010	**1-0**	1-1	1-2	2-2	3-2	4-2	5-2	5-3	6-3	7-3	7-4	8-4	9-4	9-5	10-5	11-5	11-6	11-7	11-8	11-9	12-9	12-10	13-10	14-10	15-10
2011	**1-0**	**2-0**	**3-0**	**4-0**	**5-0**	**6-0**	**7-0**	7-1	7-2	7-3	8-3	9-3	10-3	10-4	10-5	10-6	11-6	12-6	13-6	14-6	15-6	15-7	15-8	15-9	15-10
2012	**1-0**	**2-0**	**3-0**	**4-0**	**5-0**	**6-0**	**7-0**	**8-0**	8-1	8-2	9-2	10-2	10-3	11-3	11-4	12-4	12-5	13-5	13-6	14-6	14-7	15-7	16-7	16-8	17-8
2013	**1-0**	**2-0**	**3-0**	**4-0**	**5-0**	**6-0**	**7-0**	**8-0**	8-1	9-1	9-2	9-3	10-3	10-4	10-5	10-6	11-6	12-6	12-7	12-8	13-8	14-8	14-9	15-9	15-10
2014	**1-0**	**2-0**	**3-0**	**4-0**	**5-0**	**6-0**	**7-0**	**8-0**	**9-0**	**10-0**	**10-1**	**11-1**	**11-2**	**12-2**	**12-3**	**13-3**	**14-3**	**14-4**	**15-4**	**16-4**	**17-4**	**17-5**	**18-5**	**18-6**	**19-6**
2015	**1-0**	**2-0**	**3-0**	**4-0**	4-1	5-1	5-2	6-2	7-2	8-2	9-2	9-3	10-3	11-3	11-4	12-4	13-4	**14-4**	14-5	15-5	15-6	16-6	17-6	17-7	18-7
2016	**1-0**	**2-0**	2-1	3-1	4-1	5-1	6-1	6-2	6-3	7-3	8-3	8-4	9-4	10-4	11-4	11-5	11-6	12-6	13-6	14-6	15-6	15-7	15-8	15-9	16-9
2017	0-1	1-1	2-1	2-2	2-3	2-4	3-4	3-5	4-5	4-6	4-7	5-7	6-7	7-7	8-7	9-7	9-8	10-8	11-8	12-8	13-8	13-9	13-10	13-11	13-12
2018	**1-0**	**2-0**	2-1	2-2	2-3	3-3	4-3	5-3	5-4	6-4	7-4	7-5	8-5	8-6	8-7	8-8	8-9	8-10	9-10	10-10	11-10	12-10	13-10	14-10	15-10
2019	**1-0**	1-1	1-2	1-3	2-3	2-4	3-4	4-4	5-4	6-4	7-4	8-4	8-5	8-6	8-7	9-7	9-8	10-8	11-8	11-9	11-10	11-11	11-12	11-13	11-14
2020	**1-0**	1-1	2-1	2-2	2-3	2-4	3-4	4-4	5-4	6-4	7-4	8-4	8-5	9-5	9-6	10-6	11-6	11-7	12-7	13-7	13-8	-	-	-	-
2021	-	-	-	-	-	-	-	-	-	-	-	-	-	-	-	-	-	-	-	-	-	-	-	-	-
2022	0-1	1-1	2-1	3-1	3-2	4-2	4-3	5-3	5-4	6-4	6-5	6-6	6-7	7-7	8-7	8-8	8-9	8-10	8-11	9-11	10-11	11-11	12-11	13-11	13-12
2023	**1-0**	**2-0**	**3-0**	**4-0**	**5-0**	**6-0**	**7-0**	7-1	8-1	8-2	8-3	9-3	10-3	10-4	11-4	12-4	12-5	13-5	13-6	13-7	13-8	14-8	14-9	15-9	16-9
2024	**1-0**	**2-0**	**3-0**	3-1	4-1	4-2	4-3	4-4	5-4	5-5	6-5	6-6	7-6	7-7	7-8	7-9	7-10	8-10	9-10	9-11	10-11	11-11	12-11	12-12	13-12
2025	0-1	1-1	2-1	2-2	3-2	3-3	3-4	3-5	3-6	4-6	4-7	5-7	6-7	6-8	6-9	6-10	6-11	7-11	7-12	7-13	7-14	7-15	8-15	8-16	8-17

ALL-CCAA TEAM

1967	Denis Murray	P	2nd
1968	Rich Stilinger	P	1st
	Denis Nespor	OF	1st
	Doug Moore	2B	2nd
	Dennis Sheets	SS	2nd
1969	Rick Gallagher	1B	1st
	Dan Blood	2B	1st
	Steve Nielsen	P	2nd
	Paul Opatkiewicz	OF	2nd
1970	Mark Wiley	1B	1st
	Dan Blood	2B	1st
	Frank Cappiello	SS	1st
	Wendell Kim	3B	1st
	Tom Smithson	OF	1st
1971	Adrian Witt	P	2nd
	Roger Fechner	P	2nd
1972	Roger Fechner	P	1st
	Wendell Kim	OF	1st
	Bob Brett	OF	1st
	Cary Terrill	P	2nd
	Jim Fradella	IF	2nd
	Don Highstreet	IF	2nd
	Dave Wieneke	OF	2nd
1973	Wayne Gross	1B	1st
	Don Highstreet	3B	1st
	Steve Ludewig	Util	1st
	Vic Bernal	P	2nd
	Mike Seberger	P	2nd
	Mitchell Page	OF	2nd
	Dave Wieneke	OF	2nd
1974	Kevin Thornhill	2B	1st
	John Riddle	P	2nd
	Dennis Rogers	Util	2nd
	Pete Alexander	OF	2nd
1975	Jim Pryor	C	1st
	Vic Bernal	P	1st
1976	Bruce MacPherson	P	1st
	Clay Harris	3B	1st
	Dennis Sherow	OF	1st
	Ken Hellyer	OF	1st
	Kevin Jenkins	DH	1st
	Jim Pryor	C	2nd
	Alex Torres	2B	2nd
	Monte Cloward	Util	2nd
1977	Bob Minor	1B	2nd
	Kevin McLean	OF	2nd
	Scot Pyle	Util	2nd
1978	John Broders	Util	1st
	Darrell Miller	C	2nd
1979	Darrell Miller	C	1st
	Alan Fowlkes	P	1st
	Chris Clark	OF	1st
	John Broders	OF	1st
	Randy Nelson	P	2nd
	Scot Pyle	SS	2nd
	Rick White	3B	2nd
1980	Ken Foster	1B	1st
	Alan Fowlkes	P	1st
	Chris Clark	OF	1st
	Mike Ashman	Util	1st
	Randy Schauer	P	2nd
1981	John Hotchkiss	3B	1st
	Jim Carmichael	OF	1st
	Mark Border	P	1st
	Mike Ashman	Util	1st
	Randy McFarlen	OF	2nd
	Jim Camacho	SS	2nd
	Eric Stewart	C	2nd
1982	Steve Stanley	3B	2nd
	Tom Scarletta	SS	2nd
	Dan Blanchette	P	2nd
	Jim Carmichael	OF	2nd
1983	Ron Johns	P	1st
	Steven Gomez	P	1st
	Steve Ziem	P	1st
	Larry Beardman	OF	1st
	Jim Torchia	OF	1st
	Jeff Edwards	C	2nd
	Dan Blanchette	P	2nd
	Tom Scaletta	SS	2nd
1984	Ron Johns	1B	1st
	Tom Weeks	OF	2nd
1985	Mike Munoz	P	1st
	John Love	2B	1st
	Tom Weeks	1B	2nd
	Tom Scaletta	SS	2nd
	Mike Patterson	Util	2nd
	Jeff Edwards	C	2nd
	Darren Gonzales	P	2nd
1986	Steve Manes	OF	1st
	Tom Lorenz	DH	1st
	Marty Rivero	3B	2nd
	David Schuster	C	2nd
1987	Dave Hajek	IF	1st
	Keith Barrett	DH	1st
	Charlie Webb	P	1st
	Tom Lorenz	3B	2nd
	Keith Barrett	1B	2nd
1988	Jim Chapman	2B	1st
	Dave Hajek	SS	1st
	Bill Beeman	3B	2nd
	Chris Goldbach	C	1st
	Wayne Koklys	P	1st
	Chris Butterfield	OF	1st
	Keith Barrett	1B	2nd
1989	Dave Hajek	SS	1st
	Chris Goldbach	C	1st
	Chris Butterfield	OF	1st
	Brian Grier	OF	1st
	Dan Fouts	Util	1st
	Wayne Koklys	P	2nd
	Miccal Jackson	2B	2nd
1990	Dan Andrews	OF	1st
1991	Wayne Koklys	P	1st
	Chris Hunt	OF	1st
	Dan Mead	P	2nd
	Shannon Wright	C	2nd
	Grant Stephens	OF	2nd
1992	Chris Hunt	C	1st
	Grant Stephens	2B	1st
	Matt Bullock	OF	2nd
	Yani Aghili	DH	2nd
	Shannon Albright	P	HM
	Brian Mena	OF	HM
	Craig Benham	OF	HM
1993	Shannon Albright	P	1st
	Grant Stephens	3B	1st
	Tom Eide	OF	1st
	Brian Mena	OF	1st
	Brian Dennis	C	2nd
	Dave Anderlik	P	HM
1994	Brian Dennis	C	1st
	Tom Eide	SS	1st
	Dave Anderlik	DH	1st
	Jason Wakefield	2B	2nd
	Mike Kurnick	P	2nd
	Aaron Edwards	OF	2nd
1995	Robert Price	P	1st
	Noel Magpoc	OF	1st
	Jason Wakefield	2B	2nd
	Joseph Ibarra	SS	2nd
	Randy Robinson	P	2nd
	Phil Ruhl	1B	HM
	Chad Overacker	OF	HM
	Mitch Charles	C	HM
	Darrick Edison	P	HM
1996	Anthony Iten	1B	2nd
	Chad Overacker	OF	2nd
1997	Forest Long	2B	1st
	Oscar Betancourt	Util	1st
	Michael Danbo	P	1st
	Joshua Behney	C	2nd
	Rocky Asbury	OF	2nd
	Brad Downing	OF	2nd
	Alex Sanchez	P	2nd
	Anthony Iten	1B	HM
	Will Morris	P	HM
	Chad Overacker	OF	HM
1998	Forest Long	2B	1st
	Rocky Asbury	OF	1st
	Alberto Juarez	Util	2nd
	Chris Fusillo	DH	2nd
	Brad Downing	OF	2nd
	Will Morris	P	2nd
	Josh Egan	P	HM
	Ryan Vorell	1B	HM
1999	Andre Gomez	C	1st
	Justin Davis	OF	2nd
	Chris Amaya	P	HM
	Andrew Perkins	P	HM
2000	Andrew Perkins	P	2nd
	Andre Gomez	C	2nd
	Jeff Ellena	SS	2nd
	Justin Davis	OF	2nd
	Chris Fusillo	OF	HM
	Ryan Vorell	1B	HM
	Will Morris	P	HM
	Dan Bobadilla	2B	HM
	Donnie Furnald	Util	HM
2001	Donnie Furnald	P	1st
	Ryan Vorell	1B	1st
	Justin Davis	OF	1st
	Jeff Ellena	SS	2nd
	Chris Fusillo	OF	2nd
	Steve Kaustinen	P	HM
	Dan Bobadilla	2B	HM
2002	Matt Stevens	OF	HM
	Anthony Gonzales	3B	HM
2003	Anthony Gonzales	3B	2nd
2004	Kenneth Galindo	IF	2nd
	Efren Lira	P	3rd
	Jose Munoz	P	3rd
2005	Taylor Wilding	P	1st
	Matt Lopez	IF	1st
	Kevin Falls	IF	1st
	John Cross	P	2nd
	Anthony Esquer	C	2nd
	Jarrod Allen	OF	HM
	Luis Carreras	P	HM
2006	Anthony Esquer	C	1st
	Luis Carreras	P	2nd
	Kirk Gross	2B	2nd
2007	Jarrett Attard	P	HM
	Kyle Boggio	OF	HM
	A.J. Cavaletto	OF	HM
2008	A.J. Cavaletto	OF	2nd
2009	Jenzen Torres	DH	2nd
	Chris Brehm	C	HM
	Jeff Ringhol	OF	HM
2010	Jenzen Torres	UT	1st
	Travis Taijeron	OF	2nd
2011	Travis Taijeron	OF	1st
	Jenzen Torres	C	1st
	Kevin Bosson	SP	2nd
	Mike Santora	INF	2nd
	Erick Ruvalcaba	SP	HM
	Jordan Whitman	OF	HM
2012	Geoff Broussard	P	1st
	Jenzen Torres	C	1st
	Erick Ruvalcaba	P	1st
	Chris Miller	1B	2nd
	Donald Walter	OF	2nd
2013	Jordan Whitman	OF	1st
	Bo Walter	1B	2nd
	Cody Ponce	P	2nd
	Jason Padlo	UT	HM
2014	David Armendariz	OF	1st
	Joseph Eusebio	OF	1st
	Steven Farnworth	P	2nd
	Austin Boyle	P	2nd
	Bo Walter	1B	2nd
	Nick Cooksey	INF	3rd
	Trevor Magno	INF	3rd
	Chris Carlson	OF	3rd
	Max Bethell	P	3rd
	Cody Ponce	P	3rd
2015	Christian Kelley	C	1st
	Kyle Garlick	OF	1st
	Cody Ponce	P	2nd
	Chris Powell	P	2nd
	J.J. Franklin	P	2nd
	Nick Cooksey	INF	2nd
	Ryan Webberley	INF	2nd
2016	Ryan Alsworth	RP	1st
	Max Bethell	SP	1st
	Jared James	OF	1st
	Michael Koval	SP	1st
	Caleb Romo	DH	1st
	Chris Stratton	2B	1st
	Daniel Pitts	OF	2nd
	Jason Padlo	3B	HM
	Ryan Webberley	SS	HM
2017	Jeff Bain	P	1st
	Cody Martin	C	1st
	Daniel Pitts	OF	1st
	Nic Hernandez	1B	2nd
	Chris Stratton	SS	2nd
	Jason Padlo	3B	2nd
	Frankie Nogales	UTL	2nd
	Kyle Dohy	P	HM
	Brennan McKenzie	OF	HM
2018	Nic Hernandez	1B	1st
	Cody Martin	C	2nd
	Ryan Alsworth	P	2nd
	Drew Cowley	SS	HM
	Matt Manskar	3B	HM
	Cesar Lopez	OF	HM
	Dylan Francis	P	HM
	Tim Holdgrafer	P	HM
2019	Tim Holdgrafer	P	1st
	Ryon Knowles	2B	2nd

	Nic Hernandez	DH	2nd
	Logan Gopperton	C	HM
	Nic Hernandez	OF	HM
	Cesar Lopez	OF	HM
	Austin Isenhart	P	HM
2020	*No Team*	*(COVID-19)*	
2022	Will Rudy	P	1st
	Johnny Pappas	C	1st
	Ryon Knowles	2B	1st
	Ricky Nunez	OF	1st
	Cesar Lopez	OF	2nd
	Jacob Lopez	DH	2nd
	Noel Soto	P	HM
	Eric Romo	P	HM
2023	Caleb Reyes	P	1st
	Rhys Stevens	P	1st
	Johnny Pappas	C	HM
	Marco Malerba	1B	HM
	Nin Burns II	OF	HM
	Brent Cota	OF	HM
	Trent MacKinney	OF	HM
	Eric Romo	P	HM
2024	Johnny Pappas	C	1st
	Jack Sanders	OF	1st
	Caleb Reyes	P	1st
	Rhys Stevens	P	1st
	Noel Soto	P	2nd
	Anthony Gibbons	DH	2nd
	Marco Malerba	1B	HM
2025	Johnny Pappas	C	1st
	Julian Angulo	DH	HM
	Brent Cota	OF	HM

CCAA PLAYER OF THE YEAR

1976	Dennis Sherow
1979	John Broders (Co-MVP)
1980	Chris Clark (Co-MVP)
1985	John Love (Co-MVP)
1988	Dave Hajek (Co-MVP)
1989	Chris Goldbach
1991	Ramiro Garcia (Co-MVP)
2011	Travis Taijeron
2014	David Armendariz

CCAA PITCHER PLAYER OF THE YEAR

1979	Alan Fowlkes
1980	Alan Fowlkes
1987	Charlie Webb (Co-MVP)
1988	Wayne Koklys
2005	Taylor Wilding
2012	Geoff Broussard
2016	Michael Koval
2022	Will Rudy
2023	Caleb Reyes
2024	Caleb Reyes

CCAA FRESHMAN PLAYER OF THE YEAR

2014	Steven Andrade
2016	Nic Hernandez
2017	Brennan McKenzie

CCAA NEWCOMER OF THE YEAR

2015	Ryan Olson

CCAA COACH OF THE YEAR

1976	John Scolinos
1979	John Scolinos (Co-Coach)
1980	John Scolinos
1983	John Scolinos
1988	John Scolinos
1991	John Scolinos (Co-Coach)
1993	Chuck Belk
2015	Randy Betten

CCAA ALL-TOURNAMENT TEAM

2014	Joseph Eusebio
	Steven Farnworth
2015	Michael Zidek (MVP)
	Nick Cooksey
	Kyle Garlick
	Matt Munoz
	Chris Powell
2016	Max Bethell
	Nic Hernandez
	Ryan Webberley
2017	Daniel Pitts
2018	Ryan Alsworth
	Drew Cowley
	Nic Hernandez
	Tim Holdgrafer
2019	Drew Cowley (MVP)
	Drew Atherton
	Austin Isenhart
	Nick Peifer
	Patrick Vizcaino
2022	Casey Slattery (MVP)
	Ryon Knowles
	AJ Nimeh
	Ricky Nunez
	Will Rudy
2023	Noel Soto
2024	Evan Adolphus
	Caleb Reyes
	Jack Sanders

DAKTRONICS/D2CCA ALL-WEST REGION

2000-01	Aprile Powell	1st
	LaTasha Burnett	2nd
	Lauri McIntosh	2nd
2001-02	Lauri McIntosh	1st
2003-04	Candice Allen	1st
2004-05	Candice Allen	1st
2008-09	Reyana Colson	1st
2009-10	Reyana Colson	1st
2010-11	Reyana Colson	1st
	Megan Ford	2nd
2011-12	Megan Ford	1st
2013-14	Jada Blackwell	1st
	Ariel Marsh	2nd
2014-15	Jada Blackwell	1st
	Ariel Marsh	2nd
2025-26	Sydney Nelson	1st

CCAA ALL-STARS (2020 ONLY)

2020	Ryon Knowles
	Brennan McKenzie
	Steven Ordorica

NCAA DIVISION II ALL-DISTRICT EIGHT

1963	Louis Smith	
	Tom Hinkle	
1965	Louis Smith	
1968	Doug Moore	
1970	Mark Wiley	
1972	Jim Fradella	2nd
1973	Steve Ludewig	2nd
1976	Ken Hellyer	1st
	Clay Harris	1st
	Dennis Sherow	1st
	Bruce MacPherson	1st
	Jim Pryor	2nd
1979	Darrell Miller	1st
	John Broders	1st
	Alan Fowlkes	1st
1980	Alan Fowlkes	1st
	Chris Clark	1st
	Ken Foster	1st
	Mike Ashman	1st
1981	John Hotchkiss	
	Jim Carmichael	
	Mark Border	
	Mike Ashman	
	Randy McFarlen	

ABCA DIVISION II ALL-WEST REGION

1995	Noel Magpoc	2nd
	Robert Price	2nd
1997	Mike Danbo	2nd
1998	Forrest Long	1st
	Brad Downing	2nd
2001	Justin Davis	1st
	Donnie Furnald	1st
	Jeff Ellena	2nd
2005	Taylor Wilding	1st
	Matt Lopez	2nd
2006	Anthony Esquer	1st
2010	Jenzen Torres	1st
	Travis Taijeron	2nd
2011	Jenzen Torres	1st
	Travis Taijeron	1st
	Kevin Bosson	1st
2012	Cody Ponce	2nd
2013	Cody Ponce	2nd
2014	David Armendariz	1st
2015	Kyle Garlick	1st
	Ryan Olson	1st
	Chris Powell	1st
	Christian Kelley	2nd
	Cody Ponce	2nd
2016	Michael Koval	1st
	Chris Stratton	2nd
	Caleb Romo	2nd
	Max Bethell	2nd
	Ryan Alsworth	2nd
2017	Cody Martin	1st
	Daniel Pitts	1st
	Jeff Bain	2nd
2018	Nic Hernandez	1st
2019	Tim Holdgrafer	2nd
2022	Ryon Knowles	1st
	Will Rudy	1st
	Ricky Nunez	1st
	Johnny Pappas	2nd
2023	Caleb Reyes	1st
	Rhys Stevens	2nd
2024	Johnny Pappas	1st
	Jack Sanders	1st
	Caleb Reyes	1st
	Rhys Stevens	2nd
2025	Johnny Pappas	1st

ABCA WEST REGION PLAYER OF THE YEAR

2014	David Armendariz

ABCA WEST REGION PITCHER OF THE YEAR

2023	Caleb Reyes

D2CCA/DAKTRONICS ALL-WEST REGION

2019	Ryon Knowles	2nd
2022	Will Rudy	1st
	Ryon Knowles	1st
	Cesar Lopez	2nd
2023	Caleb Reyes	1st
2024	Johnny Pappas	1st
	Jack Sanders	1st
	Caleb Reyes	1st
	Rhys Stevens	2nd

D2CCA WEST REGION PITCHER OF THE YEAR

2023	Caleb Reyes

NCBWA DIVISION II ALL-WEST REGION

2012	Geoff Broussard	1st
	Erick Ruvalcaba	2nd
	Chris Miller	HM
	Jenzen Torres	HM
2016	Michael Koval	1st
	Ryan Alsworth	2nd
	Jared James	2nd
	Caleb Romo	2nd
	Max Bethell	HM
2017	Cody Martin	1st
	Daniel Pitts	HM
	Chris Stratton	HM
2018	Nic Hernandez	HM
2019	Nic Hernandez	HM
	Tim Holdgrafer	HM
	Ryon Knowles	HM
2022	Ryon Knowles	1st

	Will Rudy	1st
	Ricky Nunez	2nd
	Johnny Pappas	HM
2023	Caleb Reyes	1st
	Rhys Stevens	2nd
2024	Johnny Pappas	1st
	Caleb Reyes	1st
	Rhys Stevens	1st
	Jack Sanders	1st
2025	Johnny Pappas	1st

NCBWA WEST REGION PITCHER OF THE YEAR

2023	Caleb Reyes	

NCBWA WEST REGION PLAYER OF THE YEAR

2011	Travis Taijeron	

ABCA DIVISION II ALL-AMERICA

1965	Louis Smith	
1976	Clay Harris	1st
	Ken Hellyer	1st
	Bruce McPherson	1st
	Dennis Sherow	1st
1979	John Broders	1st
	Darrell Miller	1st
	Alan Fowlkes	2nd
1980	Chris Clark	1st
	Alan Fowlkes	1st
	Mike Ashman	2nd
	Ken Foster	2nd
1981	John Hotchkiss	2nd
1983	Larry Beardman	2nd
	Steve Gomez	3rd
1985	John Love	1st
	Mike Munoz	1st
1987	Charlie Webb	2nd
1988	Dave Hajek	3rd
1989	Chris Goldbach	2nd
	Chris Butterfield	3rd
	Dave Hajek	3rd
1991	Ramiro Garcia	2nd
1993	Brian Mena	2nd
1994	Brian Dennis	3rd
2005	Taylor Wilding	3rd
2011	Travis Taijeron	2nd
2012	Geoff Broussard	1st
2014	David Armendariz	3rd
2015	Ryan Olson	1st
	Kyle Garlick	2nd
2016	Michael Koval	3rd
2022	Will Rudy	3rd
2023	Caleb Reyes	3rd

NCBWA DIVISION II ALL-AMERICA

2005	Taylor Wilding	HM
2011	Travis Taijeron	2nd
2012	Geoff Broussard	2nd
2014	David Armendariz	HM
2015	Ryan Olson	3rd

D2CCA DIVISION II ALL-AMERICA

2011	Travis Taijeron	
2024	Caleb Reyes	HM

NCAA DIVISION II MOST VALUABLE PLAYER

1980	Alan Fowlkes	

ABCA DIVISION II GOLD GLOVE TEAM

2011	Mike Santora	SS
	Travis Taijeron	OF
2022	Ryon Knowles	2B
2023	Brent Cota	OF

NCAA DIVISION II WORLD SERIES MOST OUTSTANDING PLAYER

1976	Ken Hellyer	OF
1980	Brian Zell	OF
1983	Larry Beardman	OF

ABCA DIVISION II WEST REGION COACH OF THE YEAR

2016	Randy Betten	

NCAA DIVISION II COACH OF THE YEAR

1976	John Scolinos	
1980	John Scolinos	
1983	John Scolinos	

COLLEGE BASEBALL NEWSPAPER COACH OF THE DECADE

1970's	John Scolinos	

CCAA PLAYER OF THE WEEK

1999	Richie Vega	Mar 2-8
2000	Justin Davis	Jan 24-31
2001	Justin Davis	Feb 5-11
	Ryan Vorell	Apr 23-29
2002	Jason Welch	Feb 11-17
	Matt Stevens	Apr 29-May 5
2004	Kenneth Galindo	Apr 19-25
2005	Matt Lopez	Feb 14-20
2008	Chris Brehm	Apr 7-13
2011	Travis Taijeron	Jan 31-Feb 6
	Travis Taijeron	Mar 7-13
	Jenzen Torres	Mar 28-Apr 3
	Travis Taijeron	Apr 25-May 1
2012	Chris Miller	Jan 30-Feb 5
	Donald Walter	Feb 27-Mar 4
2013	Jordan Whitman	Mar 4-10
	Chris Carlson	Apr 29-May 5
2014	David Armendariz	Feb 3-9
	David Armendariz	Feb 24-Mar 2
	Chris Carlson	Mar 17-23
2015	Ryan Webberley	Feb 2-8
	Nick Cooksey	Mar 2-8
	Christian Kelley	Mar 9-15
	Kyle Garlick	Mar 23-29
2016	Chris Stratton	Feb 1-7
2017	Daniel Pitts	Mar 13-19
2018	Drew Cowley	Mar 12-18
2022	Johnny Pappas	Feb 7-13
	Cesar Lopez	Mar 14-20
	Ryon Knowles	Apr 4-10
	Ryon Knowles	May 2-8
2024	Jack Sanders	Mar 25-31
	Marco Malerba	Apr 8-14
	Jack Sanders	Apr 22-28
2025	Brent Cota	Feb 17-23

CCAA PITCHER OF THE WEEK

1999	John Heaton	Feb 16-22
	Chris Amaya	Mar 9-15
	Chris Amaya	Mar 23-29
2000	Chris Amaya	Jan 24-31
	Andrew Perkins	Apr 25-May 1
2003	Efren Lira	Mar 31-Apr 6
2004	Jose Munoz	Feb 16-22
2005	Taylor Wilding	Feb 7-13
	Taylor Wilding	Feb 28-Mar 6
	Taylor Wilding	Mar 7-13
	John Cross	Mar 21-27
2006	Luis Carreras	Feb 20-26
	Rudy Aranda	Mar 21-27
	Rudy Aranda	Apr 10-16
2007	Jason Jordan	Apr 2-8
2009	Joshua Krist	Feb 16-22
2011	Erick Ruvalcaba	May 2-8
2012	Geoff Broussard	Jan 30-Feb 5
	Geoff Broussard	Mar 19-25
	Kevin Bosson	Apr 9-15
2013	Ryan Dunn	Apr 8-14
2014	Steven Farnworth	Mar 10-16
	Steven Farnworth	Mar 31-Apr 6
2015	J.J. Franklin	Feb 2-8
	Chris Powell	Mar 2-8
2016	Peter Bayer	Feb 1-7
	Max Bethell	Feb 8-14
	Peter Bayer	Feb 22-28
	Michael Koval	Mar 28-Apr 3
	Michael Koval	Apr 11-17
2017	Jeff Bain	Mar 6-12
2019	Tim Holdgrafer	Feb 18-24
2020	Rhys Stevens	Feb 24-Mar 1
2022	Will Rudy	Feb 28-Mar 6
	Will Rudy	Mar 21-27
	Noel Soto	Apr 4-10
	Will Rudy	Apr 11-17
2023	Rhys Stevens	Feb 1-5
	Caleb Reyes	Feb 27-Mar 5
	Caleb Reyes	Mar 27- Apr 2
2024	Noel Soto	Feb 5-11
	Rhys Stevens	Apr 8-14
	Noel Soto	Apr 15-21
2025	Dylan Esquival	Feb 17-23

NCBWA DIVISION II WEST REGION PLAYER OF THE WEEK

2017	Daniel Pitts	Mar 13-19
2018	Drew Cowley	Mar 12-18
2022	Cesar Lopez	Mar14-20
2024	Jack Sanders	Apr 22-28

NCBWA DIVISION II WEST REGION PITCHER OF THE WEEK

2017	Jeff Bain	Mar 6-12
2022	Will Rudy	Mar 21-27
2025	Dylan Esquival	Feb 17-23

COLLEGE BASEBALL NEWSPAPER DIVISION II PLAYER OF THE WEEK

2022	Cesar Lopez	Mar 14-20

NCBWA DIVISION II PLAYER OF THE WEEK

2012	Chris Miller	Jan 30-Feb 5
2022	Cesar Lopez	Mar 14-20

NCBWA DIVISION II PITCHER OF THE WEEK

2022	Will Rudy	Apr 11-17

CCAA ALL-ACADEMIC

2008-09	Jordan Alcantar
	Chris Brehm
	Richard McDowell
	Robert Palmer
	Casey Yokubaitis
2009-10	Manuel Navarro
	John Pollock
	Casey Yokubaitis
2010-11	Garett Granato
	Michael Parker
	John Pollock
	Casey Yokubaitis
2011-12	Shane Phillips
	Chris Powell
	Jenzen Torres
2012-13	Justin Cana
	Michael Erb
	Carlton Walter
2013-14	John Boyle
	Chris Carlson
	Michael Erb
	Christian Kelley
	Chris Powell
2014-15	Michael Erb
2015-16	Michael Erb
	Matt Grier
	Kohto Hasegawa
	Jared James
	Alex Kline
	Michael Koval
	Ryan Olson

	Jason Padlo
	Ryan Webberley
	Zach Williams
2016-17	Peter Beattie
	Jacob Bernardy
	Kyle Dohy
	Matt Grier
	Kohto Hasegawa
	Andre Henson
	Cade Kirkemo
	Alex Kline
	Matt Manskar
	Dylan McDowell
	Jason Padlo
	Chris Stratton
2017-18	Peter Beattie
	Ben Mora
	Michael Gomez
	Logan Gopperton
	Kohto Hasegawa
	Andre Henson
	Cade Kirkemo
	Cesar Lopez
	Matt Manskar
	Angel Ortiz
	Nick Peifer
	Connor Todd
2018-19	Jeremy Conant
	Shane Gipson
	Logan Gopperton
	Cade Kirkemo
	Alex Kline
	Ryon Knowles
	Angel Ortiz
	Nick Peifer
	Connor Todd
2019-20	Drew Atherton
	Chris Burnette
	Drew Cowley
	Andre Henson
	Cade Kirkemo
	Ryon Knowles
	Grant Lockwood
	Cesar Lopez
	Brennan McKenzie
	Dante Palacio
	Nick Peifer
	Will Rudy
	Diego Santiago
2020-21	Andre Henson
	Brennan McKenzie
	Carl Lawson
	Cesar Lopez
	Drew Cowley
	Grant Lockwood
	Jacob Lopez
	Jeremy Taylor
	Nic Peifer
	Ricky Nunez
	Shane Gipson
	Trent MacKinney
	Will Rudy
2021-22	Andy Hurtado
	Bryce Wooldridge
	Carl Lawson
	Casey Slattery
	Cesar Lopez
	Grant Lockwood
	Jacob Lopez
	Nick Lugo
	Ricky Nunez
	Bobby Hook
	Trent MacKinney
	Will Rudy
2022-23	Brent Cota
	Carlo Flores
	Bobby Hook
	Elias Jauregui
	Jacob Lopez
	Nick Lugo
	Trent MacKinney
	Darius Price
	Zuko Tillman
2023-24	Evan Adolphus
	Julian Angulo
	Tyler Chaffee
	Carlo Flores
	Anthony Gibbons
	Bobby Hook
	Ben Lee
	Nick Lugo
	AJ Moreno
	Ediran Rangel
	Jack Sanders
	Luc Stuka
	Luke Watson
2024-25	Evan Adolphus
	Preston Allen
	Clay Porter
	Dominic Porter
	Aaron Rosales
	Jack Sanders
	Sean Suriyaniel
	Colt Tucker
	Anthony Vasquez

COSIDA/CSC ACADEMIC ALL-DISTRICT VIII

2002	Gregor Connors
2005	Matt Lopez
2015	Christian Kelley
2019	Angel Ortiz
2020	Ryon Knowles
2022	Ryon Knowles
	Jacob Lopez
2024	Darius Price

CCAA HAL CHARNOFSKY AWARD

2011-12	Jenzen Torres
2013-14	Joseph Eusebio
2020-21	Drew Atherton

CCAA MALE ATHLETE OF THE YEAR

1975-76	Dennis Sherow
1982-83	Larry Beardman
1984-85	John Love
1986-87	Charlie Webb
1988-89	Chris Goldbach
1998-99	Andre Gomez
2010-11	Travis Taijeron
2011-12	Geoff Broussard

CPP ATHLETICS MALE FRESHMAN OF THE YEAR

2021-22	Jacob Lopez
2023-24	Julian Angulo
2024-25	Anthony Cosme

CPP ATHLETICS MALE NEWCOMER OF THE YEAR

2022-23	Brent Cota

CPP ATHLETICS MALE SCHOLAR-ATHLETE OF THE YEAR

1986-87	Tom Morrison
2018-19	Angel Ortiz
2019-20	Ryon Knowles
2023-24	Bobby Hook

CPP ATHLETICS MALE IRON BRONCO

2023-24	Johnny Pappas
2024-25	Evan Adolphus

CPP ATHLETICS TEAM ACADEMIC AWARD

2017	

CPP ATHLETICS HALL OF FAME

1986	Roger Folsom
1986	Stan Jackson
1987	John Hardy
1988	Wayne Gross
1988	Marv Wood
1990	Al Hammerschmidt
1990	Warren Hazard
1990	Alfred Miller
1990	Gary Ruckle
1990	Charles Scroggs
1990	Louis Smith
1992	Barney Anooshian
1992	Alan Fowlkes
1994	Darrell Miller
2003	John Scolinos
2016	Mark Wiley
2018	1976 Baseball Team
2020	Dennis Nespor

CCAA HALL OF FAME

2014	John Scolinos

ABCA HALL OF FAME

1974	John Scolinos

COLLEGE BASEBALL HALL OF FAME

1920	John Scolinos



JOHN SCOLINOS HEAD COACH - 1962-1991

Few individuals have shaped the history of Cal Poly Pomona Athletics as profoundly as John Scolinos. Widely regarded as one of the greatest coaches in collegiate baseball history, Scolinos built far more than a championship program during his 30-year tenure as the Broncos' head baseball coach from 1962 to 1991. He established a culture of excellence and integrity that continues to define Cal Poly Pomona baseball decades after his retirement.

After arriving in Pomona following a successful 14-year coaching career at Pepperdine, Scolinos immediately found a home at Cal Poly Pomona. He dedicated the next three decades to building one of NCAA Division II's premier baseball programs, leading the Broncos to three national championships in 1976, 1980, and 1983, seven California Collegiate Athletic Association championships, and 816 victories. By the time he retired, Scolinos had accumulated more than 1,100 career wins, ranking among the winningest coaches in NCAA Division II history and cementing his place among the all-time greats.

His remarkable achievements earned him three NCAA Division II National Coach of the Year honors, five CCAA Coach of the Year awards, College Baseball Newspaper's Coach of the Decade recognition for the 1970s, induction into the American Association of Collegiate Baseball Coaches Hall of Fame, and the American Baseball Coaches Association's prestigious Lefty Gomez Award for distinguished service to college baseball. His expertise and reputation also led to national and international opportunities, including serving as pitching coach for the 1984 United States Olympic Baseball Team and coaching multiple USA All-Star teams in international competition.

While Scolinos' championship résumé remains one of the finest in college baseball, those who played for him remember something even greater. He viewed baseball as a classroom where student-athletes learned discipline, accountability, teamwork, perseverance, and character. His influence reached far beyond the diamond, inspiring generations of Broncos to become successful leaders, professionals, coaches, and mentors in their own communities. To countless former players, he was far more than a coach - he was a trusted mentor, father figure, and lifelong source of wisdom.

When Scolinos passed away in 2009, hundreds of former players, colleagues, and friends gathered to celebrate a life devoted to education, service, and the game he loved. Today, his legacy lives on at Scolinos Field, where every game serves as a reminder of the standard he established. More than the architect of three national championships, John Scolinos remains the foundation of Cal Poly Pomona baseball and a lasting symbol of the excellence, humility, and leadership that continue to define the Bronco tradition.

HALLS OF FAME

AMERICAN BASEBALL COACHES ASSOCIATION
Class of 1974

CAL POLY POMONA
Class of 2003

CCAA
Class of 2014

COLLEGE BASEBALL HALL OF FAME
Class of 2020

- Three NCAA Division II titles at CPP (1976, 1980, 1983)
- Seven California Collegeiate Athletic Association titles (1976, 1979, 1980, 1983, 1985, 1988, 1993)
- More than 1,100 victories at the collegiate level - One of only 18 coaches at the NCAA Division II level with 1,000+ wins
- 816-735-14 overall record at CPP and 329-256-3 in conference games
- Three-time NCAA Division II Coach of the Year
- Five-time CCAA Coach of the Year
- Named College Baseball Newspaper's Coach of the Decade for the 1970s
- Inducted into the American Baseball Coaches Association (ABCA), Cal Poly Pomona Athletics, California Collegiate Athletic Association (CCAA) and National College Baseball Halls of Fame
- The 1976 Cal Poly Pomona Professor of the Year, chosen by students, faculty and staff
- Scolinos Field, the current home of CPP baseball, was dedicated for Coach John Scolinos on Feb. 11, 1980







CCAA TOURNAMENT HISTORY

Year	Location	Date	Seed	Opp	Opponent	W/L	Score
2000	Chico, Calif.	May 11	4	1	Chico State	W	10-2
	Nettleton Stadium	May 12	4	2	Grand Canyon	W	9-2
		May 13	4	1	Chico State +	L	2-4
		May 13	4	1	Chico State +	L	1-4
2001	Chico, Calif.	May 10	4	1	Sonoma State	W	13-12
	Nettleton Stadium	May 11	4	3	Cal State San Bernardino	L	3-4
		May 11	4	1	Sonoma State	L	3-12
2005	Chico, Calif.	May 12	2	3	UC San Diego	W	6-2
	Nettleton Stadium	May 13	2	1	Chico State	L	2-6
		May 13	2	3	UC San Diego	L	5-8
2011	Stockton, Calif.	May 12	4	1	UC San Diego	L	6-9
	Klein Family Field	May 13	4	2	Sonoma State	W	11-4
		May 13	4	3	Chico State	W	12-3
		May 14	4	1	UC San Diego +	W	14-12
		May 14	4	1	UC San Diego +	L	2-9
2014	Stockton, Calif.	May 8	4	1	Sonoma State	W	9-4
	Banner Island Ballpark	May 9	4	3	UC San Diego	L	4-5 (11)
		May 10	4	2	Chico State	L	2-5
2015	Stockton, Calif.	May 7	1	4	Cal State Dominguez Hills	W	6-1
	Klein Family Field	May 8	1	2	UC San Diego	W	2-1
		May 9	1	4	Cal State Dominguez Hills +	W	4-0
2016	Stockton, Calif.	May 11	1	6	Chico State	L	2-6
	Banner Island Ballpark	May 12	1	5	Cal State San Bernardino	W	6-2
		May 13	1	4	UC San Diego	W	9-6
		May 14	1	2	Cal State East Bay	L	4-7
2017	Stockton, Calif.	May 10	2	5	Cal State Monterey Bay	W	6-3
	Banner Island Ballpark	May 11	2	3	UC San Diego	W	9-8 (11)
		May 12	2	1	Chico State	L	7-8 (10)
		May 12	2	3	UC San Diego	L	3-7
2018	Stockton, Calif.	May 9	4	3	Chico State	L	3-4
	Banner Island Ballpark	May 10	4	1	Cal State Monterey Bay	W	12-1
		May 11	4	5	Cal State LA	W	13-11
		May 12	4	2	UC San Diego +	L	1-5
2019	Stockton, Calif.	May 8	6	1	UC San Diego	W	3-2
	Banner Island Ballpark	May 9	6	3	Chico State	W	17-4
		May 10	6	2	Cal State Monterey Bay	W	1-0 (11)
		May 11	6	2	Cal State Monterey Bay +	L	2-4
		May 11	6	2	Cal State Monterey Bay +	W	6-4
2022	Chico, Calif.	May 12	2	3	Cal State San Bernardino	W	16-5
	Nettleton Stadium	May 13	2	6	Cal State Dominguez Hills	W	8-5
		May 14	2	6	Cal State Dominguez Hills +	W	8-5
2023	Seaside, Calif.	May 10	3	5	San Francisco State	W	8-5
	Otter Sports Complex	May 11	3	2	Cal State San Bernardino	L	6-10 (10)
		May 11	3	4	Stanislaus State	W	10-1
		May 12	3	2	Cal State San Bernardino	L	5-12
2024	Pomona, Calif.	May 8	3	6	Sonoma State	W	8-3
	Scolinos Field	May 9	3	2	Cal State San Marcos	W	10-3
		May 10	3	1	Cal State Monterey Bay	L	4-5 (10)
		May 10	3	4	San Francisco State	L	4-5

+ Championship Game

Broncos in the CCAA Tournament

# of CCAA Tournaments	23
Appearances by CPP	13
All-Time Record	28-21
Championship Appearances / Titles	6 / 3
Home	2-2
Away	0-3
Neutral	26-16
Extra Innings	2-4
As #1 Seed (2 appearances)	5-2
As #2 Seed (3 appearances)	6-4
As #3 Seed (2 appearances)	4-4
As #4 Seed (5 appearances)	9-10
As #5 Seed (0 appearances)	0-0
As #6 Seed (1 appearance)	4-1
Cal State Dominguez Hills	4-0
Cal State East Bay	0-1
Cal State LA	1-0
Cal State Monterey Bay	4-2
Cal State San Bernardino	2-3
Cal State San Marcos	1-0
Chico State	3-7
Grand Canyon	1-0
San Francisco State	1-1
Sonoma State	4-1
Stanislaus State	1-0
UC San Diego	6-6

No tournament from 2020-21 due to COVID-19

NCAA WEST REGIONAL HISTORY

Year	Location	Date	Seed	Opp	Opponent	W/L	Score
1976	West Regional	May 20	-	-	Univ of San Diego	W	6-1
	Pomona, Calif.	May 21	-	-	Chapman	W	8-4
		May 22	-	-	Chapman	W	9-5
1979	West Regional	May 17	-	-	San Francisco State	W	11-1
	Pomona, Calif.	May 18	-	-	UC Davis	W	3-1
		May 19	-	-	UC Davis	W	8-7
1980	West Regional	May 15	1	2	CSUN	W	2-1
	Pomona, Calif.	May 15	1	2	CSUN	L	7-15
		May 16	1	2	CSUN	L	1-8
		May 16	1	2	CSUN	W	11-2
		May 17	1	2	CSUN	W	15-1
1983	West Regional	May 13	1	2	San Francisco State	W	4-3
	Pomona, Calif.	May 13	1	2	San Francisco State	W	5-0
		May 14	1	2	San Francisco State	L	6-8
		May 14	1	2	San Francisco State	W	4-1
1985	West Regional	May 16	1	2	Sacramento State	W	5-3
	Pomona, Calif.	May 17	1	2	Sacramento State	L	9-10
		May 17	1	2	Sacramento State	W	14-4
		May 18	1	2	Sacramento State	L	5-7
		May 18	1	2	Sacramento State	W	9-7
1988	West Regional	May 20	2	1	Sacramento State	L	6-12
	Sacramento, Calif.	May 21	2	1	Sacramento State	W	13-8
		May 21	2	1	Sacramento State	L	5-9
		May 22	2	1	Sacramento State	L	2-4
1993	West Regional	May 21	3	1	UC Davis	L	14-15
	San Luis Obispo, Calif.	May 22	3	2	Cal Poly SLO	L	8-10
2011	West Regional	May 19	3	2	Western Oregon	W	10-4
	La Jolla, Calif.	May 20	3	4	Sonoma State	L	2-10
		May 21	3	1	UC San Diego	W	6-5
		May 21	3	4	Sonoma State	W	5-4
		May 22	3	4	Sonoma State	L	5-8
2014	West Regional	May 15	4	3	California Baptist	L	3-5
	La Jolla, Calif.	May 16	4	1	UC San Diego	L	5-20
2015	West Regional	May 15	1	6	Point Loma	W	12-0
	Walnut, Calif.	May 15	1	4	Dixie State	L	1-2
		May 16	1	3	California Baptist	W	6-4
		May 16	1	2	Azusa Pacific	W	6-2
		May 18	1	5	UC San Diego	W	7-4
2016	West Regional	May 19	3	4	Chico State	W	11-1
	Riverside, Calif.	May 20	3	5	Cal State Monterey Bay	W	14-2
		May 21	3	1	California Baptist	W	6-5 (10)
		May 23	3	1	California Baptist	W	7-6
2017	West Regional	May 18	6	1	Chico State	W	8-7 (10)
	Azusa, Calif.	May 19	6	3	Dixie State	L	5-6 (10)
		May 20	6	2	Azusa Pacific	L	1-10
2019	West Regional	May 16	5	4	Cal State Monterey Bay	W	11-4
	Azusa, Calif.	May 17	5	1	Azusa Pacific	L	3-15
		May 18	5	1	Azusa Pacific	L	2-19
2022	West Regional	May 19	5	4	Northwest Nazarene	L	7-10
	San Diego, Calif.	May 19	5	1	Point Loma	L	2-7
2023	West Regional	May 18	5	4	Point Loma	W	5-4
	Seaside, Calif.	May 19	5	1	Cal State Monterey Bay	L	2-8
		May 20	5	1	Cal State Monterey Bay	L	12-13
2024	West Regional	May 16	4	5	Cal State San Marcos	W	13-5
	San Diego, Calif.	May 17	4	1	Point Loma	L	3-8
		May 18	4	1	Point Loma	L	4-12

West Region Champions

Broncos in the NCAA Tournament

Appearances	16
All-Time Record	52-34
NCAA West Region Titles	7
NCAA Divison II Titles	3
Home	19-6
Away	4-13
Neutral	29-15
Extra Innings	4-4
West Regional	31-25
Super Regionals	0-0
As #1 Seed (4 appearances)	13-6
As #2 Seed (1 appearances)	1-3
As #3 Seed (3 appearances)	7-4
As #4 Seed (2 appearances)	1-4
As #5 Seed (3 appearances)	2-6
As #6 Seed (1 appearances)	1-2
Azusa Pacific	1-3
Cal Poly SLO	0-1
Cal State Monterey Bay	2-2
Cal State San Marcos	1-0
California Baptist	3-1
Catawba	1-1
Central Missouri	1-0
Chapman	2-0
Chico State	2-0
CSUN	3-2
Dixie State	0-2
Florida International	1-0
Florida Southern	2-3
Jacksonville State	2-0
Mercyhurst	1-0
Millersville	0-1
Minnesota State-Mankato	2-0
New Haven	4-0
Northwest Nazarene	0-1
Nova Southeastern	0-1
Point Loma	2-3
Sacramento State	4-5
Sacred Heart	1-0
San Diego	1-0
San Francisco State	4-1
So. Illinois-Edwardsville	2-0
Sonoma State	1-2
Southern Indiana	1-0
Tampa	0-1
Truman	1-0
UC Davis	2-1
UC San Diego	2-1
Valdosta State	2-1
West Alabama	0-1
Western Oregon	1-0

NCAA CHAMPIONSHIP HISTORY

Year	Location	Date	Seed	Opp	Opponent	W/L	Score
1976	Springfield, Ill.	June 5	-	-	West Alabama	L	5-6 (11)
		June 6	-	-	Sacred Heart	W	12-1
		June 7	-	-	Florida Southern	W	5-1
		June 8	-	-	So. Illinois-Edwardsville	W	6-5
		June 9	-	-	So. Illinois-Edwardsville +	W	17-3
1979	Springfield, Ill.	May 24	-	-	Florida Southern	L	3-4 (13)
		May 25	-	-	Minnesota State	W	10-4
		May 26	-	-	Valdosta State	L	3-6
1980	Riverside, Calif.	May 24	-	-	New Haven	W	6-4
		May 25	-	-	Florida International	W	12-2
		May 26	-	-	Minnesota State	W	10-4
		May 27	-	-	New Haven +	W	13-6
1983	Riverside, Calif.	May 21	-	-	Jacksonville State	W	8-4 (11)
		May 22	-	-	Florida Southern	W	11-10
		May 23	-	-	Valdosta State	W	3-0
		May 24	-	-	Jacksonville State +	W	9-7
1985	Montgomery, Ala.	May 25	-	-	New Haven	W	6-5
		May 26	-	-	Valdosta State	W	10-0
		May 27	-	-	Florida Southern	L	3-10
		May 27	-	-	New Haven	W	7-2
		May 28	-	-	Florida Southern +	L	5-15
2015	Cary, N.C.	May 24	-	-	Tampa	L	4-7 (10)
		May 26	-	-	Truman	W	13-2
		May 27	-	-	Mercyhurst	W	5-1
		May 28	-	-	Catawba	W	11-2
		May 29	-	-	Catawba	L	6-9
2016	Cary, N.C.	May 28	-	-	Southern Indiana	W	2-1 (10)
		May 30	-	-	Millersville	L	3-11
		June 1	-	-	Central Missouri	W	3-0
		June 2	-	-	Nova Southeastern	L	2-5

NCAA DII National Champions

+ Championship Game

Broncos at the College World Series

CWS Appearances	7
CWS Record	21-9
CWS Finals Appearances	4
NCAA Divison II Titles	3
Extra Innings	2-3
Springfield, Ill.	5-3
Riverside, Calif.	8-0
Montgomer, Ala.	3-2
Cary, N.C.	5-4
Catawba	1-1
Central Missouri	1-0
Florida International	1-0
Florida Southern	2-3
Jacksonville State	2-0
Mercyhurst	1-0
Millersville	0-1
Minnesota State-Mankato	2-0
New Haven	4-0
Nova Southeastern	0-1
Sacred Heart	1-0
So. Illinois-Edwardsville	2-0
Sonoma State	1-2
Southern Indiana	1-0
Tampa	0-1
Truman	1-0
Valdosta State	2-1
West Alabama	0-1



1980 West Region Champions



1985 West Region Champions


2015 West Region Champions


2016 West Region Champions

NCAA TOURNAMENT SUPERLATIVES

Single Season Leaders / Since 2015

AT-BATS

1.	Kyle Garlick	2015	42
	Nick Cooksey	2015	42
3.	Christian Kelley	2015	40
4.	Ryan Webberley	2015	39
	Nicholas Bruno	2015	39
6.	Mike Philp	2015	37
7.	Matt Munoz	2015	36
8.	Jared James	2016	35
9.	Caleb Romo	2016	34
10.	Jacob Bernardy	2015	33

HOME RUNS

1.	Kyle Garlick	2015	3
	Mike Philp	2015	3
3.	Darius Price	2023	2
	Caleb Romo	2016	2
5.	24 Tied		1

WINS

1.	Max Bethell	2015	3
2.	Ryan Alsworth	2016	2
	Ryan Olson	2015	2
4.	10 Tied		1

HITS

1.	Kyle Garlick	2015	19
2.	Ryan Webberley	2015	18
3.	Jason Padlo	2016	15
4.	Nicholas Bruno	2015	13
5.	Christian Kelley	2015	12
	Nic Hernandez	2016	12
6.	Nick Cooksey	2015	11
7.	5 Tied		10

RUNS BATTED IN

1.	Kyle Garlick	2015	11
	Mike Philp	2015	11
3.	Caleb Romo	2016	9
	Nick Cooksey	2015	9
5.	Jacob Bernardy	2016	7
	Ryan Webberley	2015	7
7.	Nic Hernandez	2016	6
	Jason Padlo	2016	6
	Nicholas Bruno	2015	6
	Christian Kelley	2015	6

INNINGS PITCHED

1.	Ryan Olson	2015	18.1
2.	Cody Ponce	2015	16.0
3.	Michael Koval	2016	14.2
4.	Peter Bayer	2016	14.1
	Max Bethell	2015	14.1
6.	Michael Koval	2015	11.2
7.	Chris Powell	2015	11.1
8.	Max Bethell	2016	10.2
9.	Ryan Alsworth	2016	9.1
10.	Tyler Rowe	2016	9.1

BATTING AVERAGE 10+ AB

1.	Marco Malerba	2024	.500
	Nick Lugo	2024	.500
3.	Jason Padlo	2016	.469
4.	Nin Burns II	2023	.462
	Jacob Bernardy	2017	.462
	Ryan Webberley	2015	.462
7.	Nick Lugo	2023	.455
8.	Kyle Garlick	2015	.452
9.	4 Tied		.400

RUNS SCORED

1.	Kyle Garlick	2015	13
2.	Ryan Webberley	2015	11
3.	Jason Padlo	2016	9
4.	Jared James	2016	8
	Chris Stratton	2016	8
	Mike Philp	2015	8
7.	Nick Cooksey	2015	7
	Nicholas Bruno	2015	7
	Christian Kelley	2015	7
10.	Matt Munoz	2015	6
	Jacob Bernardy	2015	6

ERA 5+ IP

1.	Max Bethell	2015	0.00
2.	Michael Koval	2016	0.61
3.	Cody Ponce	2015	1.12
4.	Michael Koval	2015	2.31
5.	Ryan Olson	2015	2.45
6.	Peter Bayer	2016	2.51
7.	Ryan Alsworth	2016	2.89
8.	Henry Omana	2017	3.24
9.	Caleb Reyes	2024	3.38
	Max Bethell	2016	3.38

DOUBLES

1.	Ryan Webberley	2015	7
2.	Nic Hernandez	2016	4
	Mike Philp	2015	4
4.	Jared James	2016	3
	Kyle Garlick	2015	3
	Nick Cooksey	2015	3
7.	Marco Malerba	2024	2
	Johnny Pappas	2024	2
	Ryon Knowles	2022	2
	Brennan McKenzie	2017	2
	Jason Padlo	2016	2

STOLEN BASES

1.	Nin Burns II	2023	5
2.	Chris Stratton	2016	3
	Kyle Garlick	2015	3
4.	Chris Stratton	2017	2
5.	Darius Price	2024	1
	Jack Sanders	2024	1
	Marco Malerba	2023	1
	Jason Padlo	2017	1
	Jacob Bernardy	2015	1

STRIKEOUTS

1.	Peter Bayer	2016	20
2.	Ryan Olson	2015	19
3.	Michael Koval	2016	14
	Cody Ponce	2015	14
5.	Ryan Alsworth	2016	12
6.	Max Bethell	2016	11
7.	Tyler Rowe	2016	10
	Austin Boyle	2015	10
9.	Henry Omana	2017	9
	Wyatt Shackleford	2016	9
	Max Bethell	2015	9

TRIPLES

1.	Kyle Garlick	2015	2
2.	Darius Price	2024	1
	Nin Burns II	2023	1
	Ryan Webberley	2015	1
	Mike Philp	2015	1
	Nicholas Bruno	2015	1

OPS 10+ AB

1.	Nin Burns II	2023	1.456
2.	Kyle Garlick	2015	1.373
3.	Ryan Webberley	2015	1.303
4.	Nick Lugo	2024	1.250
5.	Marco Malerba	2024	1.238
6.	Jacob Bernardy	2017	1.231
7.	Nick Lugo	2023	1.227
8.	Brennan McKenzie	2017	1.182
9.	Marco Malerba	2023	1.100
10.	Frankie Nogales	2017	1.098

WHIP 5+ IP

1.	Ryan Alsworth	2016	0.64
2.	Michael Koval	2016	0.82
	Ryan Olson	2015	0.82
4.	Max Bethell	2015	0.84
5.	Max Bethell	2016	1.03
6.	Peter Bayer	2016	1.05
7.	Henry Omana	2017	1.20
8.	Austin Boyle	2015	1.30
9.	Chris Powell	2015	1.32
10.	Cody Ponce	2015	1.38

1976 NATIONAL CHAMPIONS



The 1976 season marked the beginning of Cal Poly Pomona's championship tradition as legendary head coach John Scolinos guided the Broncos to the program's first NCAA Division II National Championship. After navigating one of the nation's most demanding schedules, the Broncos caught fire late in the season, finishing strong in conference play before sweeping through the NCAA West Regional on their home field. Cal Poly Pomona defeated the University of San Diego (6-1) and Chapman twice (8-4, 9-5) to earn its first trip to the NCAA Division II College World Series.

The Broncos faced early adversity in the national tournament, suffering a heartbreaking 6-5 loss in 11 innings to West Alabama in the opening round. With no margin for error, Cal Poly Pomona responded with one of the most impressive runs in program history, winning four consecutive elimination games. The Broncos defeated Sacred Heart (12-1), Florida Southern (5-1), and Southern Illinois Edwardsville (6-5) before overwhelming SIU Edwardsville 17-3 in the winner-take-all championship game to capture the national title.

The championship capped a remarkable turnaround for a team that endured numerous early-season setbacks against several of the West Coast's premier programs. More importantly, the 1976 title established Cal Poly Pomona as a national baseball power, launched a championship legacy and delivered the first NCAA team national championship in the history of Cal Poly Pomona Athletics.

1976 CAL POLY POMONA TEAM ROSTER

#	NAME	POS	HT	YEAR	HOMETOWN / HIGH SCHOOL
3	Gary Zakem	P	6-0	So.	Chino, Calif.
4	Alex Torres	IF	5-11	Sr.	Nicaragua
5	Kevin Jenkins	IF	6-2	Sr.	Covina, Calif.
6	Monty Cloward	IF	5-8	Sr.	Carson, Calif.
7	Dennis Sherow	OF	6-4	Sr.	Compton, Calif.
8	Steve Thompson	C	6-2	Sr.	Inglewood, Calif.
9	Kevin McLean	OF	6-0	So.	Montclair, Calif.
10	Jim Pryor	C	5-11	Sr.	Lynwood, Calif.
11	Scot Pyle	IF	5-8	Fr.	Torrance, Calif.
12	Chuck Belk	P	6-2	Jr.	Hacienda Heights, Calif.
13	Ray Pekarcik	OF	6-1	Jr.	Pomona, Calif.
15	Lon Brusegard	C	6-2	Sr.	Whittier, Calif.
16	Clay Harris	IF	6-0	Sr.	Whittier, Calif.
17	Bruce MacPherson	P	6-2	Sr.	La Habra, Calif.
18	Ken Hellyer	OF	5-10	Sr.	Whittier, Calif.
19	Gilbert Molina	P	5-10	Sr.	Pico Rivera, Calif.
20	John Turriff	IF	6-1	Sr.	Lakewood, Calif.
21	Bob Fehrenback	OF	5-9	Jr.	Lynwood, Calif.
22	Tom Rosenstein	P	6-2	Sr.	Whittier, Calif.
23	Rich Schwenn	P	6-4	Jr.	Torrance, Calif.
25	John Kistner	P	5-10	Sr.	Bloomington, Calif.
26	Mike Regus	P	6-4	Sr.	San Dimas, Calif.
31	Dale Biggs	IF	6-3	Jr.	Montclair, Calif.

Head Coach: John Scolinos
Assistant Coaches: Gary Marks, Dick Parkhouse, Scott Cassells, Jim Ramos, Bob Wagner

1976 RESULTS

DATE	OPPONENT	SITE	RESULT	SCORE
Feb 12	San Diego State	A	L	3-4
Feb 13	San Diego State	A	W	8-5
Feb 14	San Diego State	A	W	6-5
Feb 14	San Diego State	A	L	2-3
Feb 17	Cal State Fullerton	H	L	9-10
Feb 20	Cal State Fullerton	A	L	3-5
Feb 21	U of San Diego	A	L	4-7
Feb 21	U of San Diego	A	L	4-9
Feb 23	Arizona	A	L	3-4
Feb 24	Arizona	A	L	7-12
Feb 25	Arizona	A	L	7-11
Feb 27	USC	H	W	5-3
Feb 28	Pepperdine	H	W	3-2
Feb 28	Pepperdine	H	W	4-1
Mar 2	Long Beach State	H	L	0-5
Mar 5	Cal State LA	A	W	6-2
Mar 6	Cal State LA	A	W	10-8
Mar 6	Cal State LA	H	W	7-4
Mar 9	San Diego State	H	W	2-1
Mar 10	UC Irvine	H	T	6-6
Mar 11	Chapman	A	L	5-6
Mar 12	Cal State Fullerton	H	L	4-10
Mar 13	Pepperdine	A	W	15-4
Mar 13	Pepperdine	A	L	0-2
Mar 20	Wyoming	H	W	16-3
Mar 20	Wyoming	H	W	4-3
Mar 23	USC	A	W	5-2
Mar 25	U of Hawaii	A	W	8-4
Mar 26	U of Hawaii	A	L	5-6
Mar 26	U of Hawaii	A	W	4-2
Mar 27	U of Hawaii	A	W	8-4
Mar 27	U of Hawaii	A	L	1-5
Mar 30	Loyola Marymount	H	L	4-8
Mar 31	Chapman	H	L	3-4
Apr 2	Cal Poly SLO*	A	L	2-3
Apr 3	Cal Poly SLO*	A	W	5-3
Apr 3	Cal Poly SLO*	A	W	7-6
Apr 9	UC Riverside*	H	W	3-1
Apr 10	UC Riverside*	A	L	7-13
Apr 10	UC Riverside*	A	L	4-5
Apr 14	San Francisco State	H	W	11-5
Apr 15	CSUN*	A	L	3-5
Apr 17	CSUN*	H	W	8-6
Apr 17	CSUN*	H	L	3-9
Apr 19	U of San Diego	H	W	4-2
Apr 19	U of San Diego	H	W	4-2
Apr 20	Loyola Marymount	A	W	9-5
Apr 23	Cal Poly SLO*	H	W	5-4
Apr 24	Cal Poly SLO*	H	L	1-8
Apr 24	Cal Poly SLO*	H	W	3-2
Apr 27	UCLA	A	L	2-9
Apr 28	UC Irvine	A	W	16-2
Apr 30	UC Riverside*	A	W	13-12
May 1	UC Riverside*	H	L	5-7
May 1	UC Riverside*	H	W	5-2
May 3	UCLA	H	W	6-3
May 4	Long Beach State	A	L	1-2
May 7	CSUN*	H	W	6-1
May 8	CSUN*	A	W	6-4
May 9	CSUN*	A	W	4-3
May 20	U of San Diego	H1	W	6-1
May 21	Chapman	H1	W	8-4
May 22	Chapman	H1	W	9-5
June 5	West Alabama	N2	L	5-6 (11)
June 6	Sacred Heart	N2	W	12-1
June 7	Florida Southern	N2	W	5-1
June 8	So. Illinois-Edwardsville	N2	W	6-5
June 9	So. Illinois-Edwardsville	N2	W	17-3

** - CCAA Game*
H1 - NCAA Division II West Regional, Pomona, Calif.
N2 - NCAA Division II World Series, Springfield, Ill.

1980 NATIONAL CHAMPIONS



Cal Poly Pomona captured its second NCAA Division II National Championship in 1980, just four years after winning the program's first title, as legendary head coach John Scolinos once again led the Broncos to the top of college baseball. The Broncos opened the season by winning their first six games, including victories over Pepperdine, USC, Fresno State, Cal State Los Angeles, and Loyola Marymount, before navigating another demanding schedule filled with top Division I competition.

The defining moment of the season came in the NCAA West Regional. After earning a first-game 2-1 victory over CSUN, the Broncos dropped consecutive games to the Matadors and found themselves one loss away from elimination. Cal Poly Pomona responded with two emphatic wins, defeating CSUN 11-2 before erupting for a 15-1 victory in the decisive regional championship game to punch its ticket to the Division II College World Series.

The Broncos carried that momentum into the national finals in Riverside, winning all four games. Cal Poly Pomona opened with a 6-4 victory over New Haven before defeating Florida International (12-2) and Minnesota State (10-4). The Broncos completed their unbeaten run by defeating New Haven 13-6 in the title game, securing the program's second national championship in five seasons and further cementing its place among Division II baseball's elite programs.

1980 CAL POLY POMONA TEAM ROSTER

#	NAME	POS	HT	YEAR	HOMETOWN / HIGH SCHOOL
1	Ted Rozzi	2B	5-6	Jr.	San Bernardino, Calif.
2	Pat Cronin	2B	6-2	Jr.	Oakland, Calif.
3	David Pohl	P	6-3	Jr.	Downey, Calif.
4	Lance Nelson	P	5-10	So.	San Bernardino, Calif.
6	Mike Ashman	IF	6-0	Jr.	Bloomington, Calif.
7	Bill Vangalis	C	6-0	Sr.	Laguna Niguel, Calif.
8	Jim Camacho	SS	6-1	Jr.	Los Alamitos, Calif.
9	Ken Foster	1B	6-2	Sr.	Oakland, Calif.
10	Chris Clark	OF	5-10	Sr.	Lakewood, Calif.
12	Joe Chacon	P	6-0	Sr.	Brawley, Calif.
13	Dave Fabela	C	6-2	Fr.	San Bernardino, Calif.
14	Randy McFarlen	OF	5-10	Jr.	Phoenix, Ariz.
15	Mark Border	P	6-3	So.	Whittier, Calif.
16	Brad Hester	2B	6-1	Jr.	San Juan Capistrano, Calif.
17	Danny Hernandez	C	5-11	Jr.	Baldwin Park, Calif.
18	Randy Schauer	P	6-1	Sr.	La Habra, Calif.
19	Bob Luitweiler	P	6-3	Sr.	La Habra, Calif.
20	Tom Ambrosi	C	5-10	Jr.	Los Alamitos, Calif.
22	John Hotchkiss	3B	6-3	Jr.	Highgrove, Calif.
23	Robert Cordova	P	6-0	So.	Diamond Bar, Calif.
25	Gregg Sanner	OF	6-3	Sr.	Riverside, Calif.
26	Mike O'Hara	P	6-1	Fr.	West Covina, Calif.
27	George Crew	OF	6-1	Sr.	Torrance, Calif.
29	Alan Fowlkes	P	6-2	Sr.	Imperial, Calif.
31	Randy Babineau	OF	6-5	Sr.	Pomona, Calif.
32	Bill Fitzmaurice	P	6-4	Jr.	Balboa, Calif.
34	Tim Settles	P	6-0	Jr.	Yucaipa, Calif.
35	Brian Zell	OF	6-0	So.	Pasadena, Calif.

Head Coach: John Scolinos
Assistant Coaches: Dennis Rogers, Bob Wagner

1980 RESULTS

DATE	OPPONENT	SITE	RESULT	SCORE
Feb 9	Pepperdine	H	W	5-3
Feb 11	USC	H	W	6-5
Feb 13	Fresno State	A	W	5-4
Feb 22	Cal State LA	A	W	10-6
Feb 23	Cal State LA	A	W	11-5
Feb 27	Loyola Marymount	A	W	8-2
Feb 28	Long Beach State	H	L	6-7
Feb 29	San Diego State	A	L	2-6
Mar 1	San Diego State	A	L	3-6
Mar 3	San Diego State	A	L	7-8 (10)
Mar 3	San Diego State	A	T	2-2
Mar 4	UC Riverside*	H	W	3-2
Mar 7	Cal Poly SLO*	H	L	1-4
Mar 8	Cal Poly SLO*	H	W	2-1
Mar 8	Cal Poly SLO*	H	W	2-0
Mar 11	UC Riverside*	A	L	1-3
Mar 12	UC Irvine	A	W	7-5
Mar 18	Oral Roberts	H	W	5-4
Mar 19	Oral Roberts	H	W	1-0
Mar 22	Long Beach State	A	W	16-1
Mar 24	Cal State LA	N1	W	8-5
Mar 25	Missouri	N1	L	7-8 (14)
Mar 26	Cal State LA	N1	W	15-6
Mar 26	U of Hawaii	A	L	7-10
Mar 27	Missouri	N1	W	12-5
Mar 27	U of Hawaii	A	L	0-6
Mar 29	Chapman*	A	L	6-11
Mar 31	Chapman*	H	W	6-4
Mar 31	Chapman*	H	W	8-0
Apr 1	UC Irvine	H	W	5-1
Apr 2	Loyola Marymount	H	W	3-0
Apr 4	Cal St Dominguez Hills*	H	W	3-2
Apr 5	Cal St Dominguez Hills*	A	W	6-2
Apr 5	Cal St Dominguez Hills*	A	L	0-2
Apr 8	CSUN*	A	W	12-8
Apr 9	Cal State Fullerton	A	L	7-10
Apr 11	Chapman*	H	W	13-11
Apr 12	Chapman*	A	W	16-2
Apr 12	Chapman*	A	L	1-7
Apr 15	UCLA	H	L	4-6
Apr 16	UCLA	H	L	2-8
Apr 17	Cal State LA	H	L	7-9
Apr 18	Cal St Dominguez Hills*	A	W	4-2
Apr 19	Cal St Dominguez Hills*	H	W	6-4
Apr 19	Cal St Dominguez Hills*	H	W	4-0
Apr 22	CSUN*	H	W	7-1
Apr 23	Cal State Fullerton	H	L	8-10
Apr 25	Cal Poly SLO*	A	W	11-1
Apr 26	Cal Poly SLO*	A	L	0-2
Apr 26	Cal Poly SLO*	A	W	3-0
Apr 29	UC Riverside*	H	W	5-3
Apr 30	Pepperdine	A	L	1-5
May 2	CSUN*	A	L	5-7
May 3	CSUN*	H	W	17-4
May 3	CSUN*	H	L	2-7
May 5	CSUN*	A	W	5-2
May 9	UC Riverside*	H	L	3-7
May 10	UC Riverside*	A	L	4-20
May 10	UC Riverside*	A	W	15-3
May 15	CSUN	H2	W	2-1
May 15	CSUN	H2	L	7-15
May 16	CSUN	H2	L	1-8
May 16	CSUN	H2	W	11-2
May 17	CSUN	H2	W	12-1
May 24	New Haven	N3	W	6-4
May 25	Florida International	N3	W	12-2
May 26	Minnesota State	N3	W	10-4
May 27	New Haven	N3	W	13-6

** - CCAA Game*
N1 - Honolulu, Hawaii
H2 - NCAA Division II West Regional, Pomona, Calif.
N3 - NCAA Division II World Series, Riverside Sports Center, Riverside, Calif.

1983 NATIONAL CHAMPIONS



Cal Poly Pomona captured its third NCAA Division II National Championship in 1983, completing one of the greatest turnarounds in program history under legendary head coach John Scolinos. The Broncos challenged themselves from the opening weekend with a schedule loaded with Division I competition, but after a difficult first half of the season, they found themselves just 11-17 through early April and in danger of missing the postseason.

Rather than fold, the Broncos responded with a remarkable late-season surge. Cal Poly Pomona won 23 of its final 27 regular season games to claim the CCAA regular season title. The Broncos carried that momentum into the NCAA West Regional, where they defeated San Francisco State three times in four games to claim their fourth regional championship and advance to the Division II College World Series.

The postseason run continued in Riverside as Cal Poly Pomona went a perfect 4-0 against the nation's best teams. The Broncos opened with an 8-4 victory over Jacksonville State before defeating Florida Southern College, 11-10. A dominant 3-0 shutout of Valdosta State sent the Broncos into the championship game, where they defeated Jacksonville State 9-7 to capture the national title.

The championship was the third in eight seasons for Scolinos and Cal Poly Pomona, solidifying the Broncos as the defining Division II baseball dynasty of the era.

1983 CAL POLY POMONA TEAM ROSTER

#	NAME	POS	HT	YEAR	HOMETOWN / HIGH SCHOOL
2	Steve Stanley	2B	5-8	Sr.	Covina / South Hills HS
3	Gary Matlock	OF	5-10	So.	Glendale / Hoover HS
4	Tom Scaletta	SS	6-0	So.	Upland / Upland HS
6	Paul Garcia	1B	6-0	Sr.	Phoeniz, Ariz. / West Phoenix HS
8	Scott Foscaldo	OF	6-0	Sr.	Riverside / Ramona HS
10	Larry Beardman	OF	6-0	Sr.	Anaheim / Katella HS
11	Michael Scolinos	2B	6-1	Jr.	Covina / South Hills HS
12	Dan Blanchette	P	6-0	Sr.	Corona / Corona HS
14	David Schuster	C	5-11	Fr.	Riverside / Norte Vista HS
15	Jeff Edwards	C	6-2	Fr.	Redlands / Redlands HS
16	Tom Mauch	OF	6-4	So.	Covina / South Hills HS
17	Robert Posey	1B/2B	6-1	Sr.	Yermo / Barstow HS
18	Jim Torchia	OF	6-0	So.	Riverside / Norte Vista HS
19	Steve Brown	P	6-0	Jr.	West Covina / West Covina HS
20	Adrian Valdivia	2B	5-10	Fr.	Burbank / Burbank HS
21	Chris Bowers	P	6-0	Jr.	West Covina / Covina HS
22	Steve Gomez	P	5-10	Sr.	El Monte / Arroyo HS
23	Dave Williams	P	6-1	Jr.	La Habra Heights / La Habra HS
24	Kirk Washington	P	5-10	Fr.	Diamond Bar / Walnut HS
25	Mark Kusnier	3B	5-11	So.	Baldwin Park / Don Bosco Tech
26	Steve Ziem	P	6-2	Sr.	Banning / Banning HS
27	Larry Baab	C	6-2	So.	Covina / Covina HS
29	David Untrauer	1B/3B	5-9	Sr.	Santa Monica / Santa Monica HS
30	Kurt Maier	P	6-3	So.	El Monte / Bishop Amat HS
32	Kevin Jepsen	P	6-5	Jr.	Arcadia / Arcadia HS
33	Ron Johns	DH/P	6-2	So.	Garden Grove / Rancho Alamitos HS
36	Milton Barber	OF	5-10	Jr.	Oakland / Skyline HS

Head Coach: John Scolinos
Assistant Coaches: Dennis Rogers, Bob Wagner, Jim Ramos, John Hardin, Steve Osaki, Danny Hernandez

1983 RESULTS

DATE	OPPONENT	SITE	RESULT	SCORE
Feb 10	Long Beach State	H	W	5-1
Feb 11	UC Irvine	H	W	4-2
Feb 14	Cal State Fullerton	A	L	6-10
Feb 15	Pepperdine	H	L	4-8
Feb 16	UCLA	A	L	6-8
Feb 17	Cal State LA	A	L	1-6
Feb 19	U of San Diego	A	L	2-9
Feb 19	U of San Diego	A	L	5-6
Feb 21	Long Beach State	A	L	5-12
Feb 22	UC Santa Barbara	A	W	9-8
Feb 23	Cal State Fullerton	H	L	3-8
Feb 25	USC	A	W	11-9
Mar 8	Cal State LA	H	W	4-3
Mar 9	UC Santa Barbara	A	W	3-2
Mar 10	Loyola Marymount	A	W	5-0
Mar 11	Alliant	H	W	7-2
Mar 12	U of San Diego	H	L	2-3
Mar 12	U of San Diego	H	W	2-1
Mar 20	Iowa	N1	L	2-3
Mar 21	Wichita State	N1	L	4-7
Mar 21	U of Hawaii	A	W	8-6
Mar 24	Wichita State	N1	W	2-1
Mar 24	U of Hawaii	A	L	5-13
Mar 25	Iowa	N1	L	2-3
Mar 29	Cal Poly SLO*	H	L	2-12
Mar 30	UC Riverside*	A	L	3-4
Mar 31	CSUN*	H	L	3-7
Apr 2	CSUN*	A	L	2-7
Apr 2	CSUN*	A	W	14-5
Apr 4	Loyola Marymount	H	W	10-2
Apr 6	UC Riverside*	H	W	5-1
Apr 8	Cal Poly SLO*	A	W	5-2
Apr 9	Cal Poly SLO*	A	W	9-3
Apr 9	Cal Poly SLO*	A	W	5-3
Apr 11	USC	H	W	3-1
Apr 13	Cal St Dominguez Hills*	A	W	7-2
Apr 15	UC Riverside*	H	W	3-2
Apr 16	UC Riverside*	A	L	1-4
Apr 16	UC Riverside*	A	W	13-11
Apr 19	Cal Poly SLO*	H	W	7-3
Apr 22	Cal St Dominguez Hills*	A	W	10-8
Apr 23	Cal St Dominguez Hills*	H	W	9-5
Apr 23	Cal St Dominguez Hills*	H	W	3-0
Apr 25	Cal Poly SLO*	A	W	9-6
Apr 26	UC Riverside*	H	W	5-3
Apr 27	Cal St Dominguez Hills*	A	W	5-0
Apr 30	Chapman*	H	W	11-3
Apr 30	Chapman*	H	L	2-4
May 1	Chapman*	A	W	3-1
May 3	Cal St Dominguez Hills*	H	W	12-1
May 4	Chapman*	H	W	8-7
May 6	CSUN*	A	L	3-13
May 7	CSUN*	H	L	7-8
May 7	CSUN*	H	W	3-1
May 8	Chapman*	A	W	9-6
May 13	San Francisco State	H2	W	4-3
May 13	San Francisco State	H2	W	5-0
May 14	San Francisco State	H2	L	6-8
May 14	San Francisco State	H2	W	4-1
May 21	Jacksonville State	N3	W	8-4 (11)
May 22	Florida Southern	N3	W	11-10
May 23	Valdosta State	N3	W	3-0
May 24	Jacksonville State	N3	W	9-7

** - CCAA Game*
N1 - Honolulu, Hawaii
H2 - NCAA Division II West Regional, Pomona, Calif.
N3 - NCAA Division II World Series, Riverside Sports Center, Riverside, Calif.

BRONCOS IN THE MAJOR LEAGUES



MARK WILEY
Cal Poly Pomona (1968-70)
Minnesota Twins (1975)
San Diego Padres (1978)
Toronto Blue Jays (1978)



WAYNE GROSS
Cal Poly Pomona (1971-73)
Oakland Athletics (1976-83, 1986)
Baltimore Orioles (1984-85)



VICTOR BERNAL
Cal Poly Pomona (1973-75)
San Diego Padres (1977)



MITCHELL PAGE
Cal Poly Pomona (1972-73)
Oakland Athletics (1977-83)
Pittsburgh Pirates (1984)



ALAN FOWLKES
Cal Poly Pomona (1977-80)
San Francisco Giants (1982)
California Angels (1985)



DARRELL MILLER
Cal Poly Pomona (1977-79)
California Angels (1984-88)



STEVE ZIEM
Cal Poly Pomona (1981-83)
Atlanta Braves (1987)



MIKE MUNOZ
Cal Poly Pomona (1984-86)
Los Angeles Dodgers (1989-90)
Detroit Tigers (1991-93)
Colorado Rockies (1993-98)
Texas Rangers (1999-00)



DAVE HAJEK
Cal Poly Pomona (1987-89)
Houston Astros (1995-96)



TRAVIS TAIJERON
Cal Poly Pomona (2010-11)
New York Mets (2017)



KYLE GARLICK
Cal Poly Pomona (2015)
Los Angeles Dodgers (2019)
Philadelphia Phillies (2020)
Minnesota Twins (2021-23)



CODY PONCE
Cal Poly Pomona (2013-15)
Pittsburgh Pirates (2020-21)
Toronto Blue Jays (2026-Present)



KYLE DOHY
Cal Poly Pomona (2017)
Philadelphia Phillies (2021)

BASEBALL REFERENCE

Scan QR code to access MLB statistical information for Cal Poly Pomona baseball alumni, courtesy of baseball-reference.com.

BRONCOS DRAFTED OR SIGNED BY MLB TEAMS

YEAR	NAME	POS	TYPE	RD	PICK	OVERALL	TEAM	SIGNED
1962	Larry Heathershaw	-	Signed	-	-	-	Braves	Y
	Butch Hughes	-	Signed	-	-	-	Braves	Y
1963	Darrell Clark	-	Signed	-	-	-	Tigers	Y
	Tom Hinkle	-	Signed	-	-	-	Tigers	Y
1964	Steve Hall	-	Signed	-	-	-	Reds	Y
1965	Paul Coleman	RHP	Drafted	15	14	294	Twins	N
	Louis Smith	3B	Drafted	21	14	414	Twins	Y
	George Fowlkes	RHP	Drafted	26	4	495	Phillies	Y
	Roger Sugimoto	-	Signed	-	-	-	Twins	Y
	Fred Yanez	-	Signed	-	-	-	Twins	Y
1966	Bill Ralston	2B	Drafted	24	19	479	Dodgers	Y
	Jim Ferguson	-	Signed	-	-	-	Twins	Y
	Tom Ferraro	-	Signed	-	-	-	Twins	Y
	Mark Foss	-	Signed	-	-	-	Twins	Y
	Tom Gafney	-	Signed	-	-	-	Twins	Y
1966-S	Paul Coleman	RHP	Drafted-JS	3	2	42	Tigers	Y
1967	Denis Murray	LHP	Drafted	50	1	858	Yankees	Y
	Dale Braumberger	RHP	Drafted	52	1	876	Yankees	Y
1968	Charles Calver	RHP	Drafted	67	1	909	Dodgers	Y
	Jerry Schlegelmilch	-	Signed	-	-	-	Twins	Y
1969	Rick Gallagher	1B	Drafted	21	18	498	Giants	Y
	Steven Nielsen	LHP	Drafted	85	1	1039	Royals	Y
	Bill Borning	-	Signed	-	-	-	Royals	Y
	Paul Opatkiewicz	-	Signed	-	-	-	Royals	Y
1969-S	Bob Wissler	SS	Drafted-JS	5	9	105	Twins	Y
1970	**Mark Wiley**	**RHP**	**Drafted**	**2**	**22**	**46**	**Twins**	**Y**
	Dan Blood	2B	Drafted	39	10	844	Twins	Y
	Tom Smithson	-	Signed	-	-	-	Twins	Y
1971	Jim Uruburu	LHP	Drafted	14	13	332	Angels	Y
	Stephen Wiencek	2B	Drafted	19	13	452	Angels	Y
	Dan Solters	RHP	Drafted	37	8	758	Twins	Y
	Frank Cappiello	-	Signed	-	-	-	Twins	Y
	John Ramey	-	Signed	-	-	-	Expos	Y
1972	Bob Brett	-	Signed	-	-	-	Royals	Y
	Don Gentry	-	Signed	-	-	-	Twins	Y
1973	**Mitchell Page**	**OF**	**Drafted**	**3**	**24**	**72**	**Pirates**	**Y**
	Wayne Gross	**1B**	**Drafted**	**9**	**23**	**215**	**Athletics**	**Y**
	Mike Seberger	RHP	Drafted	15	11	347	Twins	Y
	Jim Fradella	-	Signed	-	-	-	Phillies	Y
	Wendell Kim	-	Signed	-	-	-	Giants	Y
	Adrian Witt	-	Signed	-	-	-	Angels	Y
	Roger Fechner	-	Signed	-	-	-	Angels	Y
1974	Mike Heinen	RHP	Drafted	31	7	623	Twins	Y
	Paul Kargl	-	Signed	-	-	-	Giants	Y
	John Riddle	-	Signed	-	-	-	Giants	Y
	Dennis Rogers	-	Signed	-	-	-	Giants	Y
1975	**Victor Bernal**	**RHP**	**Drafted**	**6**	**2**	**122**	**Padres**	**Y**
1976	Dennis Sherow	OF	Drafted	2	9	33	Expos	Y
	Bruce MacPherson	RHP	Drafted	21	10	490	Twins	Y
	Jim Pryor	C	Drafted	38	1	708	Giants	Y
	Ken Hellyer	-	Signed	-	-	-	Twins	Y
1976-S	Howard Ashlock	LHP	Drafted-JS	4	14	86	Orioles	Y
1977	Chuck Belk	-	Signed	-	-	-	Twins	Y
	Jay Johnson	-	Signed	-	-	-	White Sox	Y
1978	Rufus Thompson	OF	Drafted	26	11	624	Twins	Y
	Dave Barrett	-	Signed	-	-	-	Giants	Y
	Mike Frierson	-	Signed	-	-	-	Mariners	Y
	Chet Gray	-	Signed	-	-	-	Expos	Y
1979	**Darrell Miller**	**C**	**Drafted**	**9**	**15**	**223**	**Angels**	**Y**
	Randy Nelson	RHP	Drafted	30	10	741	Tigers	Y
	John Borders	-	Signed	-	-	-	Royals	Y
	Mitch Miloslavich	-	Signed	-	-	-	Royals	Y
	Cleve Porter	-	Signed	-	-	-	Royals	Y
	Scot Pyle	-	Signed	-	-	-	Tigers	Y
1980	**Alan Fowlkes**	**RHP**	**Drafted**	**10**	**7**	**240**	**Giants**	**Y**
	Ken Foster	1B	Drafted	10	12	245	Twins	Y
	Brian Zell	OF	Drafted	10	24	257	Red Sox	Y
	Chris Clark	OF	Drafted	11	20	279	Angels	Y
	Randy Schauer	-	Signed	-	-	-	Athletics	Y
1981	John Hotchkiss	3B	Drafted	3	14	66	Athletics	Y
	James Camacho	SS	Drafted	9	15	222	Athletics	Y
	Ken Proctor	OF	Drafted	10	11	244	Twins	Y
	Randy McFarlen	OF	Drafted	13	21	332	Brewers	Y
	Mike Ashman	1B	Drafted	24	15	610	Athletics	Y
1982	Eric Stewart	C	Drafted	15	6	372	Mariners	Y
	Mark Border	RHP	Drafted	30	17	757	Athletics	Y
1983	**Steve Ziem**	**RHP**	**Drafted**	**8**	**20**	**204**	**Braves**	**Y**
	Larry Beardman	OF	Drafted	25	5	619	Athletics	Y
	Steve Gomez	RHP	Drafted	30	5	729	Athletics	Y
	Dan Blanchette	-	Signed	-	-	-	Mariners	Y
1983-S	Tom Mauch	OF	Drafted-JS	1	8	8	Cardinals	Y
1984	Ron Johns	1B	Drafted	3	7	61	Cardinals	Y
1985	Jeff Edwards	C	Drafted	7	12	170	Astros	Y
	Tom Scaletta	SS	Drafted	12	13	301	Twins	Y
	Skylar Faria	-	Signed	-	-	-	Brewers	Y
	John Love	-	Signed	-	-	-	Brewers	Y
	LaCurtis Mayes	-	Signed	-	-	-	Brewers	Y
	Mike Patterson	-	Signed	-	-	-	Brewers	Y
	Jim Torchia	-	Signed	-	-	-	Brewers	Y
1986	**Mike Munoz**	**LHP**	**Drafted**	**3**	**19**	**74**	**Dodgers**	**Y**
	Collin Wiley	RHP	Drafted	20	20	517	White Sox	N
	Marty Rivero	SS	Drafted	21	9	532	Cubs	Y
	Kirk Washington	-	Signed	-	-	-	Cubs	Y
1987	Chuck Webb	LHP	Drafted	15	1	371	Mariners	Y
	Tom Weeks	1B	Drafted	25	23	653	Yankees	Y
1988	Bob Curnow	C	Drafted	35	1	890	Padres	Y
	Craig Proctor	2B	Drafted	36	1	916	Padres	Y
	Keith Barrett	OF	Drafted	51	9	1262	Mariners	Y
	Dan Shannon	-	Signed	-	-	-	Cardinals	Y
1989	Chris Butterfield	OF	Drafted	14	24	372	Mets	Y
	David Rice	RHP	Drafted	22	9	565	Angels	Y
	Dave Hajek	**-**	**Signed**	**-**	**-**	**-**	**Astros**	**Y**
	Jim Stowell	-	Signed	-	-	-	Angels	Y
1990	Danny Andrews	OF	Drafted	59	4	1394	Dodgers	Y
	Bret Lachemann	-	Signed	-	-	-	Angels	Y
	Miccal Jackson	-	Signed	-	-	-	Cardinals	Y
1991	Jason Keeline	-	Signed	-	-	-	Braves	Y
	Wayne Koklys	-	Signed	-	-	-	Braves	Y
1992	Chris Hunt	-	Signed	-	-	-	Angels	Y
1994	Aaron Edwards	OF	Drafted	21	11	578	Pirates	Y
	Mike Kurnik	RHP	Drafted	30	16	835	Royals	Y
	Brian Dennis	-	Signed	-	-	-	Cubs	Y
	Tom Eide	-	Signed	-	-	-	Angels	Y
1996	Darrick Edison	RHP	Drafted	32	5	940	Expos	N
1997	Oscar Betancourt	3B	Drafted	30	3	897	Angels	Y
1998	Brad Downing	-	Signed	-	-	-	Angels	Y
2000	Will Morris	-	Signed	-	-	-	Blue Jays	Y
	Andre Gomez	-	Signed	-	-	-	Padres	Y
2001	Jeff Ellena	SS	Drafted	8	23	249	Mariners	Y
	Donnie Furnald	RHP	Drafted	9	29	285	Braves	Y
	Andrew Perkins	LHP	Drafted	20	7	593	Orioles	N
	Justin Davis	-	Signed	-	-	-	Reds	Y
	Andrew Perry	-	Signed	-	-	-	Astros	Y
2002	David Krisch	-	Signed	-	-	-	Padres	Y
	Tim Thurman	-	Signed	-	-	-	Orioles	Y
2003	Benny Winslow	INF	Signed	-	-	-	Athletics	Y
2004	Chris Sotro	RHP	Drafted	28	23	844	Astros	Y
	Jeremey White	LHP	Drafted	36	9	1070	Rockies	Y
	Efren Lira	RHP	Signed	-	-	-	Rockies	Y
2005	Taylor Wilding	RHP	Drafted	13	22	402	Giants	Y
2006	Anthony Esquer	C	Drafted	24	8	714	Reds	Y
	Luis Carreras	RHP	Signed	-	-	-	Twins	Y
2007	Anthony Romero	RHP	Signed	-	-	-	Reds	Y
2009	Brad Wilson	RHP	Drafted	33	15	996	Diamondbacks	Y
2010	Josh Krist	RHP	Drafted	39	17	1182	Mariners	Y
	Jarett Attard	RHP	Signed	-	-	-	Mariners	Y
2011	**Travis Taijeron**	**CF**	**Drafted**	**18**	**11**	**552**	**Mets**	**Y**
2012	Geoff Broussard	RHP	Drafted	23	30	728	Phillies	Y
2014	Steven Farnworth	RHP	Drafted	23	2	677	Marlins	Y
	David Armendariz	OF	Drafted	23	23	698	Indians	Y
	Chris Carlson	CF	Drafted	28	9	834	Blue Jays	Y
2015	**Cody Ponce**	**RHP**	**Drafted**	**2**	**13**	**55**	**Brewers**	**Y**
	Christian Kelley	C	Drafted	11	22	337	Pirates	Y
	Richard McWilliams	RHP	Drafted	25	7	742	White Sox	Y
	Kyle Garlick	**CF**	**Drafted**	**28**	**27**	**852**	**Dodgers**	**Y**
	Chris Powell	RHP	Drafted	39	27	1182	Dodgers	Y
2016	Peter Bayer	RHP	Drafted	9	14	270	Rays	Y
	Michael Koval	RHP	Drafted	11	11	327	Mariners	Y
	Ryan Olson	RHP	Drafted	13	2	378	Reds	Y
	Jared James	LF	Drafted	34	3	1009	Braves	Y
	Max Bethell	LHP	Signed	-	-	-	Angels	Y
2017	Jeff Bain	RHP	Drafted	16	7	472	Diamondbacks	Y
	Kyle Dohy	**LHP**	**Drafted**	**16**	**8**	**473**	**Phillies**	**Y**
2018	Michael Gomez	RHP	Signed	-	-	-	Phillies	Y
2022	Will Rudy	RHP	Drafted	5	26	162	Brewers	Y
	Tim Holdgrafer	RHP	Signed	-	-	-	Royals	Y

Reached the MLB

Drafted JS - MLB held secondary drafts from 1966-1986

ABCA RANKING SUMMARY
SINCE 1998

Number of Weeks Ranked 70
Most Consecutive Weeks 21
Record as a Top 30 Team Under Betten 131-75
Highest Rank ..... 3rd (Final, 2015)
Times in the Top 20 37
Times in the Top 15 23
Times in the Top 10 13
Times in the Top 5 1

WEEK	TIMES	HIGHEST	YEAR
Pre	10	6	2017
1	5	11	2016
2	7	9	2015
3	7	7	2015
4	5	8	2015
5	4	9	2014
6	2	10	2014
7	4	10	2014
8	4	7	2014
9	2	12	2014
10	2	11	2014
11	5	14	2005
12	3	18	2015
13	2	13	2015
14	2	8	2015
15	2	16	2016
16	1	28	2011
Final	3	3	2015

MONTH	TIMES	HIGHEST	LOWEST
Feb	15	9	27
Mar	19	7	29
Apr	11	7	30
May	12	8	29
Jun	3	3	28
Dec	10	6	37

Year	Date	Week	Rank
2001	Feb 19	3	24
	Feb 26	4	21
	Mar 5	5	29
	Mar 26	8	25
2002	Feb 18	3	17
2004	Feb 23	3	26
	Mar 1	4	22
2005	Apr 18	11	14
2011	May 16	15	t28
	May 25	16	28
	June 6	Final	28
2012	Dec 20	Pre	29
	Feb 6	1	23
	Feb 13	2	24
2013	Feb 11	2	27
	Feb 18	3	25
2014	Dec 24	Pre	37
	Feb 17	1	15
	Feb 24	2	16
	Mar 3	3	17
	Mar 10	4	10
	Mar 17	5	9
	Mar 24	6	10
	Mar 31	7	10
	Apr 7	8	7
	Apr 14	9	t12
	Apr 21	10	11
	Apr 28	11	t21
	May 5	12	t19
2015	Dec 23	Pre	t20
	Feb 16	1	11
	Feb 23	2	9
	Mar 2	3	7
	Mar 9	4	8
	Mar 16	5	11
	Mar 23	6	18
	Mar 30	7	t20
	Apr 6	8	18
	Apr 13	9	18
	Apr 20	10	15
	Apr 27	11	19
	May 4	12	18
	May 11	13	13
	May 18	14	8
	June 1	Final	3
2016	Dec 22	Pre	10
	Feb 15	1	11
	Feb 22	2	25
	Feb 29	3	t21
	Mar 7	4	29
	Mar 14	5	24
	Mar 28	7	28
	Apr 4	8	t29
	May 2	12	29
	May 9	13	25
	May 16	14	26
	May 24	15	t16
	June 6	Final	6
2017	Dec 21	Pre	6
	May 8	11	29
2018	Dec 20	Pre	14
2019	Dec 19	Pre	16
2020	Dec 17	Pre	35
	Mar 2	2	29
2021	Dec 22	Pre	20
2022	May 16	11	27
2023	Dec	Pre	21
	Mar 6	1	25
	Mar 13	2	28
2024	Apr 29	7	t30

NCBWA POLL
SINCE 2003

Year	Date	Week	Rank
2005	Apr 18	10	24
2012	Jan 30	Pre	24
	Feb 14	1	6
	Feb 21	2	7
	Feb 28	3	t15
	Mar 6	4	11
	Mar 13	5	16
	Mar 20	6	20
2013	Feb 18	1	18
2014	Feb 18	1	3
	Feb 25	2	11
	Mar 4	3	15
	Mar 11	4	11
	Mar 18	5	14
	Mar 25	6	t14
	Apr 1	7	14
	Apr 8	8	10
	Apr 15	9	10
	Apr 22	10	14
	Apr 29	11	24
	May 6	12	19
2015	Feb 17	1	23
	Feb 24	2	14
	Mar 2	3	7
	Mar 11	4	t7
	Mar 18	5	16
	Mar 25	6	15
	Mar 31	7	23
	Apr 7	8	15
	Apr 14	9	10
	Apr 21	10	9
	Apr 28	11	9
2016	Jan 27	Pre	6
	Feb 16	1	19
	Apr 26	11	23
	May 3	12	19
	May 10	13	21
2017	Feb 1	Pre	18
2019	Feb 26	2	24
2023	Feb 22	2	16
	Mar 1	3	15
	Mar 8	4	24
	Mar 15	5	22
2024	Feb 14	1	24

1960

Head Coach: Barney Anooshian

Record: 26-9-1

	@	CSUN		L	3-5
3/4		San Diego State		L	3-12
3/11		San Diego State		W	5-3
		San Diego		W	9-1
		Long Beach State		W	10-2
4/7		Pasadena Nazarene		W	10-1
4/19		Pasadena Nazarene		W	13-8
	@	Long Beach State		L	4-10
		CSUN		L	3-7
5/17	@	USC		L	6-10
		Pepperdine		W	14-6
		Pepperdine		L	0-11

1961

Head Coach: Barney Anooshian

Record: 24-11

3/10		San Diego State		L	11-12
		Pasadena Nazarene		W	6-5
3/23		UCLA		L	4-7
	@	CSUN		W	19-12
	@	San Diego		W	13-8
	@	San Diego		W	12-1
		CSUN		L	3-6
4/20		Arizona State		L	5-8
4/21	@	Arizona		L	0-9
4/22	@	Arizona		W	4-3
4/22	@	Arizona		L	1-16
	@	Long Beach State		W	6-3
5/2	@	San Diego State		W	10-7
	@	CSUN		W	5-2
	@	CSUN		W	6-2
	@	Long Beach State		W	12-4
5/9	@	USC		L 10	2-3
		Pepperdine		W	7-4
5/16	@	UCLA		W	8-3

1962

Head Coach: John Scolinos

Record: 20-17

		Long Beach State		W	7-5
		UC Santa Barbara		W	21-1
		Pasadena Nazarene		L	3-4
	@	Long Beach State		L	3-4
		CSUN		W	15-7
3/23		BYU		W	9-2
3/23		BYU		W	4-3
3/24	@	UCLA		L	0-4
4/3	@	UCLA		L	3-4
4/13	@	Arizona		L	1-14
4/14	@	Arizona		W	10-8
4/14	@	Arizona		L	2-3
4/16		Arizona State		W 13	5-4
4/19	vs	UCLA	#	L	1-8
4/19	vs	USC	#	W	5-3
4/26		Arizona		L	3-10
4/27		Arizona		L	3-6
	@	CSUN		W	5-3
		Pepperdine		W	4-1
		Pepperdine		L	2-8
		UC Santa Barbara		L	3-4
5/2	@	USC		W	2-1
5/11	@	Stanford		L 10	3-4
5/12	@	Stanford		W 13	2-1

 # Cal State LA Tournament

1963

Head Coach: John Scolinos

Record: 27-10

3/1		UCLA		L	1-3
3/2	@	San Diego State		W	6-5
3/2	@	San Diego State		L	4-7
	@	CSUN		W	8-5
3/11		USC		W	4-1
	@	Long Beach State		W	6-1
4/5	@	Stanford		W	5-3
4/9	vs	Long Beach State	#	W	3-2
4/10	vs	UCLA	#	W	3-0
4/10	vs	USC	#	L	0-6
4/13		BYU		W	6-2
4/13		BYU		W	12-5
	@	Long Beach State		W	9-4
4/19	@	USC		L	2-10
4/20	@	USC		L	5-7
4/24	@	UCLA		W	8-0
	@	CSUN		W	4-1
		Pasadena Nazarene		W	1-0
		Pepperdine		W	11-8
		Pepperdine		W	2-1
		UC Santa Barbara		L	5-8

 # Cal State LA Tournament

1964

Head Coach: John Scolinos

Record: 25-14

2/28	@	Arizona		W	6-5
2/29	@	Arizona		W	9-7
2/29	@	Arizona		L	5-10
		UCLA		L	0-3
	@	CSUN		L	4-7
		Cal State LA		W	8-7
		La Verne		W	7-5
		Southern Utah		W	9-4
		Southern Utah		W	5-4
	@	Long Beach State		L	4-6
	@	Long Beach State		L	4-9
		Claremont		W	12-3
		New Mexico State		W	9-5
		New Mexico State		L	3-5
		BYU		W	7-0
		BYU		L	2-4
4/7	@	USC		W	12-7
		La Verne		W	12-6
		Chapman		W	11-3
		Cal State LA		L	1-8
4/17	@	Stanford		L	6-7
4/18	@	Stanford		W	7-6
4/20	@	USC		L	1-14
		CSUN		L	5-8
		Whittier College		W	6-5
4/24		Westmont		W	9-5
4/24		Westmont		W	7-3
		Cal State LA		L	5-7
		Whittier College		W	9-8
		UC Santa Barbara		W	7-6
		UC Santa Barbara		W	3-1
		Pasadena Nazarene		W	5-4
		Pasadena Nazarene		W	13-1
		Cal State LA		W	2-1
		Redlands		W	7-5
		Pepperdine		W	11-9
		Pepperdine		W	10-0
5/22	@	USC	#	L	3-12
5/23	@	USC	#	L	3-5

 # District 8 Playoffs at USC

1965

Head Coach: John Scolinos

Record: 23-11-1

2/26	@	Arizona		L	4-10
2/27	@	Arizona		L	0-8
2/27	@	Arizona		L 10	3-4
3/2		La Verne		W	8-3
3/3	@	Cal State LA		T	6-6
3/6	@	Long Beach State		L	4-5
3/8		Claremont-Mudd-Scripps		W	10-8
3/9		Long Beach State		W	7-4
3/13		Whittier		W	8-4
3/24		Southern Utah		W	10-1
3/24		Southern Utah		W	11-1
3/25		Cal State East Bay		W	11-6
3/26	@	CSUN		W	8-1
3/27		CSUN		W	4-0
3/27		CSUN		W	2-0
3/29		USC		W	8-3
3/30		Redlands		W	9-2
4/6		Westmont		W	4-1
4/13	@	UCLA		L	2-3
4/14	@	Loyola Marymount		W	15-10
4/15		U of San Francisco		W	6-3
4/20		U of San Diego		W	8-1
4/21	@	Whittier		W	15-0
4/23	@	U of San Francisco		L	2-7
4/24	@	California		L	1-3
4/28		Pasadena College		W	9-0
5/1	@	UC Santa Barbara		W	5-1
5/1	@	UC Santa Barbara		L	1-2
5/4		San Diego State		L	3-4
5/6	@	La Verne		W	9-3
5/7	@	Pasadena College		W	8-7
5/8		UCLA		W	7-5
5/8		UCLA		L	0-4
5/15		Pepperdine		L	5-7
5/15		Pepperdine		W 10	4-2

1966

Head Coach: John Scolinos

Record: 26-14

2/22		UC Santa Barbara		W	5-3
2/22		UC Santa Barbara		W	4-3
2/25	@	Arizona		W	6-5
2/26	@	Arizona		L	5-10
2/26	@	Arizona		W	5-0
3/1		Whittier College		W	5-3
3/2	@	Claremont		W	13-6
3/3		Long Beach State		L	1-8
3/5	@	Loyola Marymount		L	1-3
3/8	@	CSUN		W	6-5
3/10		Cal State LA		W	2-0
3/12	@	San Diego State		L	4-5
3/12	@	San Diego State		W	3-0
3/15		CSUN		W	6-3
3/24		Cal State East Bay		W	4-1
3/26	@	UCLA		W	6-2
3/26	@	UCLA		L	5-6
3/28	@	Long Beach State		L	2-3
3/29	@	Redlands		W	9-4
3/30		San Diego State		W	10-8
4/2		BYU		W	9-0
4/2		BYU		W	3-2
4/4		San Francisco		W	7-6
4/6	@	Cal State LA		L	1-2
4/11		Loyola Marymount		W	10-0
4/12	@	USC		W	4-3
4/20		Cal State Fullerton		W	12-7
4/22	@	La Verne		L	1-10
4/27	@	Cal State Fullerton		W	14-7
4/30		Westmont		W	3-2
4/30		Westmont		W	4-2
5/3		Cal Lutheran		L	5-6
5/4		La Verne		L	1-5
5/6	@	Pepperdine		W	12-3
5/9		Pepperdine		W	7-2
5/10		USC		L	1-7
5/13	@	Stanford		W	3-2
5/14	@	Stanford		L	0-3
5/20	@	USC	#	L 10	7-11
5/21	vs	Fresno State	#	L	4-5

 # District 8 Playoffs at USC

1967

Head Coach: John Scolinos

Record: 21-19 (8-10 CCAA)

2/18	@	Loyola Marymount		W	7-3
2/24	@	Arizona		L(Extra)	7-8
2/25	@	Arizona		W	3-1
2/25	@	Arizona		L	2-4
2/28		Loyola Marymount		W	2-0
3/1		UCLA		L	5-8
3/4	@	UC Santa Barbara		L	0-3
3/4	@	UC Santa Barbara		W	3-0
3/7	@	UCLA		W	9-3
3/10	@	Stanford		L	3-13
3/11	@	Stanford		W	2-1
3/27		Yale		L	1-7
3/28		Yale		W	6-1
3/30	@	La Verne		W	7-2
4/3		La Verne		W	2-0
4/5		Claremont		W	16-0
4/8		CSUN	*	W(Extra)	4-3
4/8		CSUN	*	W	4-2
4/11	@	Cal State Fullerton		W	10-8
4/14	@	Fresno State	*	L	1-6
4/15	@	Fresno State	*	L	3-5
4/15	@	Fresno State	*	L(Extra)	0-1
4/21	@	San Diego State	*	L	1-6
4/25		UC Riverside		W	5-0
4/26		CSUN	*	L	5-7
4/28		Cal Poly SLO	*	W(Extra)	2-1
4/29		Cal Poly SLO	*	W	7-1
4/29		Cal Poly SLO	*	W	3-1
5/2	@	USC		L	0-6
5/3		Pepperdine		W	9-2
5/5		Long Beach State	*	L	6-12
5/6	@	Long Beach State	*	L	2-12
5/6	@	Long Beach State	*	L	0-1
5/8		USC		L	1-3
5/9		Redlands		L(Extra)	1-2
5/12	@	Cal State LA	*	W	12-8
5/13		Cal State LA	*	W	5-2
5/13		Cal State LA	*	L	3-6
5/15		San Diego State	*	L	6-12
5/15		San Diego State	*	W	6-4

1968

Head Coach: John Scolinos

Record: 27-17-1 (14-6-1 CCAA)

2/16		Los Angeles Dodgers	&	T	1-1
2/26	@	La Verne		W	9-5
2/29	@	Santa Clara		L	7-8
3/1	@	Stanford		L	4-5
3/2	@	Stanford		L	0-1
3/2	@	Stanford		L	0-2
3/6		Pepperdine		L	1-12
3/8		UCLA		W	4-2
3/9	@	UCLA		W	9-3
3/11		USC		L	4-7
3/18		California	#	W	9-3
3/19	@	San Diego Marines	#	W	8-2
3/20		Cal Western #		W	7-6
3/21	@	San Diego State	#	L	1-4
3/21	@	San Diego State	#	L	2-6
3/27		Stanford		L	3-4
3/28	@	Redlands		W	6-5
3/29		CSUN	*	W	10-1
3/30	@	CSUN	*	L	7-8
3/30	@	CSUN	*	L	1-4
4/4	@	Claremont		W	6-3
4/5		Fresno State	*	W	1-0
4/6		Fresno State	*	W	2-1
4/6		Fresno State	*	W	2-0
4/13		Arizona State		W	7-1
4/13		Arizona State		L	0-6
4/15		Pepperdine		W	8-5
4/16		UC Riverside		W	4-2
4/19		San Diego State	*	W	5-2
4/20	@	San Diego State	*	L	3-5
4/20	@	San Diego State	*	W	5-3
4/23	@	UC Riverside		W	7-4
4/26	@	Cal Poly SLO	*	W	3-1
4/27	@	Cal Poly SLO	*	W	6-1
4/27	@	Cal Poly SLO	*	W	8-1
4/29	@	Pepperdine		W	17-3
5/3	@	Long Beach State	*	T	1-1
5/4		Long Beach State	*	W	2-1
5/4		Long Beach State	*	W	4-0
5/7	@	USC		L	0-3
5/10		Cal State LA	*	L	2-4
5/11	@	Cal State LA	*	W	4-2
5/11	@	Cal State LA	*	L	1-6
5/14		Cal Lutheran		W	8-4
5/17		Cal State Fullerton	*	W	6-3
5/18	@	Cal State Fullerton	*	L	6-8
5/18	@	Cal State Fullerton	*	W	5-3

 # Marine Corps Tournament - San Diego, CA

& Baseball Field Dedication Scrimmage

CCAA Tournament

NCAA Tournament

1969

Head Coach: John Scolinos
Record: 26-21 (9-9 CCAA)

2/21	@	La Verne		W	2-1
2/27	@	Arizona State		L	0-5
2/28	@	Arizona		L	3-9
3/1	@	Arizona		L	1-4
3/1	@	Arizona		L	3-16
3/4		San Diego Marines	#	W	2-1
3/6	@	California		W	8-2
3/6	@	Santa Clara		L	2-5
3/7	@	Stanford		L	1-10
3/8	@	Stanford		L	0-1
3/8	@	Stanford		L	4-5
3/17		Redlands		W	16-2
3/18		Montana State Billings		W	16-1
3/19		Weber State		W	5-3
3/19		Weber State		W	3-0
3/21		Montana State Billings		W	13-0
3/21		Montana State Billings		W	9-0
3/22		Pepperdine		W	13-4
3/22		Pepperdine		W	2-1
3/24		Stanford		L	1-3
3/26		USC		L	1-5
3/28	@	Fresno State	*	L	1-2
3/29	@	Fresno State	*	L	3-7
3/29	@	Fresno State	*	L	3-6
4/10	@	San Diego Marines	#	L	5-6
4/11	@	San Diego State		W	5-2
4/12		San Diego State		W	4-3
4/12		San Diego State		L	1-5
4/14	@	USC		W	3-1
4/15		UCLA		L	8-11
4/18		Cal Poly SLO	*	L	0-9
4/19		Cal Poly SLO	*	L	7-8
4/19		Cal Poly SLO	*	W	7-6
4/23		Claremont		W	5-2
4/25		Long Beach State	*	W	12-11
4/26	@	Long Beach State	*	W	6-2
4/26	@	Long Beach State	*	L	1-2
4/29	@	UC Riverside		W	9-8
4/30		La Verne		W	4-3
5/2	@	Cal State LA	*	L	1-4
5/3		Cal State LA	*	W	5-0
5/3		Cal State LA	*	L	0-3
5/9	@	Cal State Fullerton	*	W	5-3
5/10		Cal State Fullerton	*	W	6-4
5/10		Cal State Fullerton	*	L	3-4
5/13		UC Riverside		W	8-2
5/16	@	CSUN	*	W	4-3
5/17		CSUN	*	W	4-3
5/17		CSUN	*	W	9-0

 # Exhibition

1970

Head Coach: John Scolinos
Record: 30-24 (15-9 CCAA)

2/16		Loyola Marymount		L	1-7
2/19	@	Santa Clara		L	4-6
2/20	@	Stanford		L	2-7
2/21	@	Stanford		W	1-0
2/21	@	Stanford		L	0-3
2/24	@	Cal State LA		L	3-7
2/27	@	Arizona		L	1-5
2/28	@	Arizona		L	4-5
2/28	@	Arizona		L	2-4
3/6	@	UC Riverside	*	W	16-3
3/7		UC Riverside	*	W	9-1
3/7		UC Riverside	*	W	8-1
3/9	@	Loyola Marymount		W	6-5
3/10		Cal State LA		L	0-9
3/13	@	Long Beach State		L	5-6
3/14		Long Beach State		W	9-3
3/14		Long Beach State		W	5-0
3/20		Weber State		W	8-3
3/20		Weber State		W	2-1
3/21		Weber State		L	2-4
3/21		Weber State		W	3-2
3/23	@	Pepperdine		L	2-9
3/25	@	Cal Poly SLO	*	L	4-9
3/26	@	Cal Poly SLO	*	L	0-2
3/26	@	Cal Poly SLO	*	L	2-3
4/1		UC Santa Barbara		W	5-1
4/3	@	CSUN	*	W	3-2
4/4		CSUN	*	L	2-6
4/4		CSUN	*	L	3-6
4/7	@	Cal State LA		W	4-2
4/10		Cal State Fullerton	*	L	2-4
4/11	@	Cal State Fullerton	*	W	5-4
4/11	@	Cal State Fullerton	*	W	4-1
4/14		UCLA		L	1-4
4/15	@	UCLA		W	11-9
4/16	@	UC Santa Barbara		W	4-3
4/20	@	San Diego State		W	6-3
4/21		San Diego State		L	5-7
4/24		UC Riverside	*	W	5-2
4/25	@	UC Riverside	*	W	7-4
4/25	@	UC Riverside	*	W	12-3
4/27		La Verne		W	11-1
4/28		USC		W	10 3-2
4/29		Pepperdine		W	7-5
5/1		Cal Poly SLO	*	W	6-5
5/2		Cal Poly SLO	*	W	4-3
5/2		Cal Poly SLO	*	W	6-3
5/5	@	USC		L	8-11
5/8		CSUN	*	L	0-2
5/9	@	CSUN	*	W	16-6
5/9	@	CSUN	*	W	4-3
5/15	@	Cal State Fullerton	*	L	1-6
5/16		Cal State Fullerton	*	W	4-3
5/16		Cal State Fullerton	*	L	3-5

1971

Head Coach: John Scolinos
Record: 24-33-1 (9-13-1 CCAA)

2/9	@	UCLA		L	0-13
2/10	@	Cal State LA		L	2-3
2/12		Cal State LA		W	10-2
2/13		UC Santa Barbara		L	4-6
2/15		San Diego State		W	5-3
2/17	@	Santa Clara		L	5-10
2/18	@	California		W	8-2
2/19	@	Stanford		W	6-2
2/20	@	Stanford		L	0-7
2/20	@	Stanford		L	2-7
2/23		UCLA		W	4-3
2/24		USC		L	5-16
2/26	@	Arizona		L	7-16
2/27	@	Arizona		W	7-3
2/27	@	Arizona		W	9-8
3/1	@	Arizona State		W	5-2
3/2	@	Arizona State		L	1-2
3/6	@	USC		W	5-3
3/6	@	USC		L	3-9
3/9	@	Cal State Fullerton	*	W	1-0
3/9	@	Cal State Fullerton	*	W	4-3
3/10		Pepperdine		W	5-2
3/20		Weber State		W	13-4
3/20		Weber State		W	11-0
3/22	vs	UCLA	^	L	3-4
3/23	vs	So. Illinois-Edwardsville	^	W	4-3
3/24	vs	Eastern Michigan	^	W	9-0
3/25	vs	California	^	L	8-10
3/26	vs	Chapman	^	L	2-4
3/27	vs	So. Illinois-Edwardsville	^	L	0-6
3/30	@	UC Riverside	*	L	7-11
3/30	@	UC Riverside	*	L	3-4
3/31	@	San Diego State		L	2-6
4/2		Cal State Fullerton	*	W	9-2
4/5	@	Loyola Marymount		W	6-4
4/7	@	Pepperdine		L	3-7
4/10		CSUN	*	L	4-5
4/11		CSUN	*	L	4-7
4/12		Loyola Marymount		L	4-6
4/13	@	UC Santa Barbara		L	5-6
4/16		UC Riverside	*	W	7-1
4/17		UC Riverside	*	W	4-1
4/17		UC Riverside	*	T	6-6
4/19	@	Cal Poly SLO	*	L	0-4
4/20	@	Cal Poly SLO	*	W	4-3
4/20	@	Cal Poly SLO	*	L	0-1
4/23	@	Cal State Fullerton	*	W	9-5
4/24	@	CSUN	*	L	2-5
4/27	@	CSUN	*	L	1-3
4/27	@	CSUN	*	L	4-5
4/28		Long Beach State		L	1-2
4/30	@	Long Beach State		L	3-5
5/1		Cal State Fullerton	*	W	8-1
5/1		Cal State Fullerton	*	W	4-3
5/4	@	UC Riverside	*	L	1-2
5/7		Cal Poly SLO	*	L	0-1
5/8		Cal Poly SLO	*	L	0-1
5/8		Cal Poly SLO	*	L	1-4

1972

Head Coach: John Scolinos
Record: 31-23-1 (14-10 CCAA)

2/8	@	Long Beach State		T	5-5
2/9		Long Beach State		W	3-2
2/11		Cal State LA		W	3-1
2/12	@	Cal State LA		W	9-4
2/12	@	Cal State LA		L	2-5
2/15	@	Loyola Marymount		W	7-6
2/18	@	UC Riverside	*	W	15-3
2/19		UC Riverside	*	W	6-4
2/19		UC Riverside	*	L	3-5
2/22		USC		L	4-7
2/23	@	UCLA		L	0-5
2/25	@	Arizona		L	11-13
2/26	@	Arizona		L	5-7
2/26	@	Arizona		W	6-5
2/28	@	Arizona State		L	5-6
2/29	@	Arizona State		L	2-8
3/3	@	Cal Poly SLO	*	W	9-3
3/4	@	Cal Poly SLO	*	L	6-14
3/4	@	Cal Poly SLO	*	L	1-2
3/7	@	Long Beach State		W	9-3
3/10	@	Cal State Fullerton	*	W	11-3
3/11		Cal State Fullerton	*	W	2-1
3/11		Cal State Fullerton	*	W	3-2
3/20	@	UC Santa Barbara		W	4-1
3/21	@	San Francisco State		W	2-1
3/22	@	San Francisco State		L	2-5
3/24	@	San Jose State		L	8-10
3/25	@	San Jose State		W	7-4
3/25	@	San Jose State		W	6-4
3/30	@	CSUN	*	L	4-12
4/1		CSUN	*	W	2-1
4/1		CSUN	*	L	1-7
4/4		Pepperdine		W	7-0
4/7		UC Riverside	*	W	3-1
4/8	@	UC Riverside	*	W	11-5
4/8	@	UC Riverside	*	W	12-1
4/10	@	USC		W	6-5
4/11	@	San Diego State		W	5-1
4/14		Long Beach State		W	9-2
4/15	@	Chapman		L	0-4
4/15	@	Chapman		L	2-7
4/18		UCLA		W	2-0
4/21		Cal Poly SLO	*	W	4-3
4/22		Cal Poly SLO	*	L	0-2
4/22		Cal Poly SLO	*	W	10-2
4/25		San Diego State		W	6-5
4/26		Chapman		W	2-1
4/28		Cal State Fullerton	*	W	13-8
4/29	@	Cal State Fullerton	*	W	12-4
4/29	@	Cal State Fullerton	*	L	2-3
5/1		Loyola Marymount		L	5-9
5/2	@	UCLA		L	9-12
5/5		CSUN	*	L	2-10
5/6	@	CSUN	*	L	0-4
5/6	@	CSUN	*	L	1-9

1973

Head Coach: John Scolinos
Record: 27-26 (14-9 CCAA)

2/9	@	San Diego State		L	1-3
2/17		Chapman		W	5-2
2/17		Chapman		W	2-0
2/19		UC Santa Barbara		W	8-1
2/21	@	UC Santa Barbara		L	5-6
2/22	@	Loyola Marymount		L	3-6
2/23	@	USC		L	2-5
2/26	@	Arizona State		L	1-2
2/27	@	Arizona State		L	4-5
2/28	@	Arizona State		L	13-14
3/2		Cal State Fullerton	*	W	2-1
3/3	@	Cal State Fullerton	*	L	0-5
3/3	@	Cal State Fullerton	*	W	4-1
3/9		UC Riverside	*	W	6-2
3/10	@	UC Riverside	*	W	10-9
3/10	@	UC Riverside	*	W	3-2
3/15	@	Cal State LA		L	3-4
3/16		UCLA		W	1-0
3/16		UCLA		W	6-5
3/24	@	California		W	11-3
3/24	@	California		W	3-2
3/24	@	Santa Clara		L	4-5
3/26	@	San Francisco State		L	7-10
3/27	@	San Francisco State		W	9-1
3/29		Santa Clara		W	5-4
3/30		Cal Poly SLO	*	W	4-2
3/31		Cal Poly SLO	*	L	2-5
3/31		Cal Poly SLO	*	L	2-9
4/3	@	Pepperdine		W	6-3
4/4	@	Chapman		L	9-10
4/6		Long Beach State		L	2-8
4/7	@	Long Beach State		L	2-3
4/10		Cal State LA		W	13-5
4/13	@	CSUN	*	L	3-4
4/14		CSUN	*	W	5-4
4/14		CSUN	*	W	10-3
4/17		San Francisco State		L	2-9
4/17		San Francisco State		W	6-1
4/19	@	UC Riverside	*	W	6-1
4/21		UC Riverside	*	W	4-2
4/21		UC Riverside	*	W	6-3
4/23		Pepperdine		L	2-10
4/24	@	UCLA		L	1-9
4/27	@	Cal Poly SLO	*	L	2-5
4/28	@	Cal Poly SLO	*	L	0-4
4/28	@	Cal Poly SLO	*	L	0-8
5/1		USC		L	13-18
5/4	@	Cal State Fullerton	*	W	3-0
5/5		Cal State Fullerton	*	W	2-0
5/5		Cal State Fullerton	*	L	1-3
5/8		Loyola Marymount		W	7-2
5/9	@	CSUN	*	W	6-1
5/9	@	CSUN	*	L	3-4

1974

Head Coach: John Scolinos
Record: 24-26 (9-13 CCAA)

2/8		San Diego State		L	1-3
2/9	@	San Diego State		W	4-3
2/12	@	Pepperdine		L	1-8
2/13	@	Long Beach State		L	1-4
2/18		Long Beach State		W	4-3
2/18		Long Beach State		W	6-5
2/19		Cal State LA		W	4-3
2/22	@	Arizona		L	4-12
2/23	@	Arizona		L	2-3
2/23	@	Arizona		L	1-15
3/1	@	UC Riverside	*	L	0-5
3/5		USC		L	3-5
3/8	@	Cal Poly SLO	*	L	1-6
3/9	@	Cal Poly SLO	*	W	4-3
3/9	@	Cal Poly SLO	*	W	4-0
3/12		San Diego State		L	7-9
3/15		CSUN	*	L	1-3
3/16	@	CSUN	*	L	2-3
3/16	@	CSUN	*	L	5-9
3/23		Oregon		W	3-2
3/23		Oregon		W	4-0
3/25	@	UC Santa Barbara		W	10-1
3/30	@	U of San Diego		W	9-6
3/30	@	U of San Diego		L	10-12
4/2	@	Loyola Marymount		W	5-2
4/5	@	Cal State Fullerton	*	L	0-4
4/6		Cal State Fullerton	*	L	2-4
4/6		Cal State Fullerton	*	L	15 5-6
4/9		San Francisco State		L	4-6
4/9		San Francisco State		W	6-2
4/10		U of Hawaii		W	6-4
4/11		UC Riverside	*	L	3-6
4/13	@	UC Riverside	*	W	5-3
4/13	@	UC Riverside	*	W	8-6
4/16		Loyola Marymount		W	11-3
4/19		Cal Poly SLO	*	W	8-4
4/20		Cal Poly SLO	*	L	10-12

CCAA Tournament
NCAA Tournament

4/20		Cal Poly SLO	*	W	4-1
4/23		UCLA		L	2-4
4/26	@	CSUN	*	L	9-11
4/27		CSUN	*	W	7-4
4/27		CSUN	*	W	3-2
4/30	@	USC		W	6-4
5/1	@	UCLA		L	7-9
5/3		U of San Diego		W	7-5
5/4		U of San Diego		W	2-1
5/4		U of San Diego		L	1-4
5/10		Cal State Fullerton	*	W	4-2
5/11	@	Cal State Fullerton	*	L	0-2
5/11	@	Cal State Fullerton	*	L	0-2

1975

Head Coach: John Scolinos

Record: 18-29-1 (7-9 CCAA)

2/14	@	San Diego State		L	5-9
2/15	@	U of San Diego		W	5-0
2/15	@	U of San Diego		W	17-2
2/19	@	UC Santa Barbara		L	4-11
2/21	@	Long Beach State		L	1-2
2/22		Pepperdine		W	3-2
2/22		Pepperdine		L	0-3
2/25		USC		L	1-2
2/26		Cal State LA		W	7-1
2/28	@	Arizona		L	2-6
3/1	@	Arizona		L	0-11
3/1	@	Arizona		L	10-11
3/4	@	USC		L	2-4
3/5		Loyola Marymount		L	2-3
3/7	@	Loyola Marymount		L	5-8
3/27		Oregon		W	2-1
3/29		Utah		L	6-7
3/31		U of San Diego		W	9-5
3/31		U of San Diego		T	2-2
4/2		Chapman		L	9-10
4/4		CSUN	*	W	4-3
4/11	@	Cal Poly SLO	*	W	2-0
4/12	@	Cal Poly SLO	*	L	0-7
4/12	@	Cal Poly SLO	*	L	3-4
4/16		UC Santa Barbara		L	3-4
4/18	@	UC Riverside	*	L	7-8
4/19		UC Riverside	*	W	3-1
4/19		UC Riverside	*	L	1-3
4/22	@	UCLA		L	1-2
4/23		Long Beach State		W	7-4
4/25	@	CSUN	*	L	7-12
4/26		CSUN	*	L	1-9
4/26		CSUN	*	L	5-8
4/29		San Diego State		W	3-2
4/30	@	Chapman		L	5-6
5/2		Cal Poly SLO	*	W	4-0
5/3		Cal Poly SLO	*	L	0-6
5/3		Cal Poly SLO	*	W	3-1
5/6		UCLA		W	5-3
5/9		UC Riverside	*	W	4-2
5/10	@	UC Riverside	*	L	9-10
5/10	@	UC Riverside	*	W	4-0
5/12	@	U of Hawaii		W	7-1
5/12	@	U of Hawaii		L	0-5
5/14	@	U of Hawaii		L	0-6
5/14	@	U of Hawaii		W	10-4
5/16	@	U of Hawaii		L	3-10
5/16	@	U of Hawaii		L	5-6

1976

Head Coach: John Scolinos

Record: 40-27-1 (11-7 CCAA)

NCAA DII NATIONAL CHAMPIONS

NCAA WEST REGION CHAMPIONS

CCAA CHAMPIONS

2/12	@	San Diego State		L	3-4
2/13	@	San Diego State		W	8-5
2/14	@	San Diego State		W	6-5
2/14	@	San Diego State		L	2-3
2/17		Cal State Fullerton		L	9-10
2/20	@	Cal State Fullerton		L	3-5
2/21	@	U of San Diego		L	4-7
2/21	@	U of San Diego		L	4-9
2/23	@	Arizona		L	3-4
2/24	@	Arizona		L	7-12
2/25	@	Arizona		L	7-11
2/27		USC		W	5-3
2/28		Pepperdine		W	3-2
2/28		Pepperdine		W	4-1
3/2		Long Beach State		L	0-5
3/5	@	Cal State LA		W	6-2
3/6	@	Cal State LA		W	10-8
3/6		Cal State LA		W	7-4
3/9		San Diego State		W	2-1
3/10		UC Irvine		T	6-6
3/11	@	Chapman		L	5-6
3/12		Cal State Fullerton		L	4-10
3/13	@	Pepperdine		W	15-4
3/13	@	Pepperdine		L	0-2
3/20		Wyoming		W	16-3
3/20		Wyoming		W	4-3
3/23	@	USC		W	5-2
3/25	@	U of Hawaii		W	8-4
3/26	@	U of Hawaii		L	5-6
3/26	@	U of Hawaii		W	4-2
3/27	@	U of Hawaii		W	8-4
3/27	@	U of Hawaii		L	1-5
3/30		Loyola Marymount		L	4-8
3/31		Chapman		L	3-4
4/2	@	Cal Poly SLO	*	L	2-3
4/3	@	Cal Poly SLO	*	W	5-3
4/3	@	Cal Poly SLO	*	W	7-6
4/9		UC Riverside	*	W	3-1
4/10	@	UC Riverside	*	L	7-13
4/10	@	UC Riverside	*	L	4-5
4/14		San Francisco State		W	11-5
4/15	@	CSUN	*	L	3-5
4/17		CSUN	*	W	8-6
4/17		CSUN	*	L	3-9
4/19		U of San Diego		W	4-2
4/19		U of San Diego		W	4-2
4/20	@	Loyola Marymount		W	9-5
4/23		Cal Poly SLO	*	W	5-4
4/24		Cal Poly SLO	*	L	1-8
4/24		Cal Poly SLO	*	W	3-2
4/27	@	UCLA		L	2-9
4/28	@	UC Irvine		W	16-2
4/30	@	UC Riverside	*	W	13-12
5/1		UC Riverside	*	L	5-7
5/1		UC Riverside	*	W	5-2
5/3		UCLA		W	6-3
5/4	@	Long Beach State		L	1-2
5/7		CSUN	*	W	6-1
5/8	@	CSUN	*	W	6-4
5/8	@	CSUN	*	W	4-3
5/20		U of San Diego	#	W	6-1
5/21		Chapman	#	W	8-4
5/22		Chapman	#	W	9-5
6/5	vs	West Alabama	$	L 11	5-6
6/6	vs	Sacred Heart	$	W	12-1
6/7	vs	Florida Southern	$	W	5-1
6/8	vs	So. Illinois-Edwardsville	$	W	6-5
6/9	vs	So. Illinois-Edwardsville	$	W	17-3

 # Pomona, CA $ Springfield, IL

1977

Head Coach: John Scolinos

Record: 14-29 (6-18 SCBA)

2/15		Cal State Fullerton		L	5-15
2/16		UCLA		L	3-4
2/18		San Diego State		L	1-9
2/19		San Diego State		L	2-11
2/19		San Diego State		L	1-10
2/21		Long Beach State		L	0-7
2/24		Long Beach State		W	5-3
2/25		USC		L	4-6
2/28		Cal State LA		W	11-10
3/1		Cal State Fullerton		L	4-20
3/3		Cal Poly SLO		L	0-3
3/3		Cal Poly SLO		L	2-4
3/8		UC Irvine		L	0-2
3/9		UCLA		W	3-1
3/11		UC Irvine		W	6-5
3/12		UC Irvine		L	2-5
3/12		UC Irvine		L	1-5
3/28?		Long Beach State		W	4-3
3/30		Cal State Fullerton		W	5-3
4/2		Cal Poly SLO		L	3-7
4/2		Cal Poly SLO		L	0-2
4/4		Loyola Marymount		L	2-13
4/5		Pepperdine		W	3-0
4/7		UC Riverside		W	2-1
4/9		UC Riverside		L	6-7
4/9		UC Riverside		W	6-5
4/12		CSUN		L	4-6
4/15		Chapman		W	17-6
4/16		Chapman		L	1-8
4/16		Chapman		L	1-5
4/19		UC Riverside		L	4-8
4/22		U of San Diego		L	3-13
4/23		U of San Diego		L	3-4
4/23		U of San Diego		W	6-0
4/25		Loyola Marymount		L	8-16
4/26		Chapman		L	3-7
4/27		U of Hawaii		W	8-6
4/29		Cal State LA		L	1-10
5/2		San Diego State		W	7-6
5/3		U of San Diego		L	5-6
5/6		CSUN		L	6-9
5/7		CSUN		W	7-5
5/7		CSUN		L	6-10

1978

Head Coach: John Scolinos

Record: 18-35-2 (12-15-1 SCBA)

2/9	@	San Diego State		L	5-13
2/10	@	San Diego State		L	6-9
2/11	@	San Diego State		L	9-10
2/11	@	San Diego State		L	4-6
2/15		Pepperdine		T	4-4
2/16		UCLA		L	4-5
2/18	@	UCLA		L	3-5
2/18	@	UCLA		L	0-3
2/20	@	UC Santa Barbara		L	1-6
2/20	@	UC Santa Barbara		L	3-5
2/21	@	Loyola Marymount		W 10	4-3
2/22		Long Beach State		L	3-7
2/22		Long Beach State		W	8-2
2/24	@	Arizona State		L	4-7
2/25	@	Arizona State		L	4-12
2/25	@	Arizona State		L	4-12
3/7	@	UC Riverside		W	6-1
3/8		UC Riverside		W	2-1
3/10		Cal Poly SLO		T	4-4
3/25		UC Santa Barbara		L	3-4
3/25		UC Santa Barbara		L	2-6
3/27		Cal State Fullerton		W	3-2
3/28	@	CSUN		L	3-4
3/29	@	Long Beach State		L	2-8
3/31		Chapman		W	8-6
4/1	@	Chapman		L	1-2
4/1	@	Chapman		L	0-1
4/5	@	Pepperdine		W	3-1
4/7		CSUN		L	2-6
4/8	@	CSUN		L	5-6
4/8	@	CSUN		W	5-4
4/10	@	Cal State Fullerton		L	0-8
4/11		CSUN		W	4-3
4/12	@	UC Irvine		L	1-10
4/15	@	UC Riverside		L	5-11
4/15	@	UC Riverside		L	2-5
4/18		UC Riverside		W	6-5
4/19		UC Riverside		W	20-12
4/21	@	Cal Poly SLO		L	2-8
4/22	@	Cal Poly SLO		L	2-5
4/22	@	Cal Poly SLO		W	6-5
4/25		U of San Diego		L	3-11
4/25		U of San Diego		L	6-8
4/26		Cal State LA		W	3-1
4/28	@	U of San Diego		L 11	5-6
4/29	@	U of San Diego		L	4-8
4/29	@	U of San Diego		W	10-9
5/1	@	USC		L	5-11
5/2		CSUN		W 13	8-7
5/3		San Diego State		W	4-1
5/3		San Diego State		L	10-11
5/5	@	Chapman		W	6-1
5/6		Chapman		L	1-4
5/6		Chapman		L	1-6
5/7		U of San Diego		W	6-5

1979

Head Coach: John Scolinos

Record: 43-26-1 (16-8 CCAA)

NCAA WEST REGION CHAMPIONS

CCAA CHAMPIONS

2/9		Pepperdine		W	8-6
2/10		San Diego State		W	8-7
2/10		San Diego State		T	2-2
2/13		Loyola Marymount		L	3-4
2/14		Cal State Fullerton		W	4-2
2/16		Arizona State		L	5-13
2/17		Arizona State		W	5-1
2/17		Arizona State		W	10-7
2/19		San Diego State		W 15	3-2
2/19		San Diego State		L	0-5
2/20		Loyola Marymount		L	3-5
2/22		USC		L	2-4
2/24		USC		W	5-4
2/24		USC		L	2-6
2/27		Chapman	*	W	8-4
2/28		UC Irvine		L	3-9
3/2		Chapman	*	L	3-4
3/3		Chapman	*	W	8-1
3/3		Chapman	*	W	4-3
3/5		UC Irvine		L	0-1
3/6		Cal State Fullerton		L	6-13
3/8		Cal Poly SLO	*	W-F	9-0
3/9		Cal Poly SLO	*	W-F	9-0
3/10		Cal Poly SLO	*	W-F	9-0
3/10		Cal Poly SLO	*	W	6-4
3/21		CSUN	*	L	7-8
3/23		CSUN	*	L	2-4
3/24		CSUN	*	W	6-5
3/24		CSUN	*	L	6-7
3/25	vs	Nebraska	#	L	0-7
3/26	@	U of Hawaii	#	L	4-5
3/27	vs	Hawaii-Hilo	#	W	11-2
3/30	vs	Nebraska	#	W	9-1
3/28	vs	Hawaii-Hilo	#	W	5-3
3/30	@	U of Hawaii	#	L	1-4
4/3		Chapman	*	W	2-0
4/4		Long Beach State		L 10	12-13
4/6		Chapman	*	W	8-2
4/7		Chapman	*	L	1-4
4/7		Chapman	*	L	0-5
4/9		Cal State LA		W	6-5
4/10		UCLA		W	6-5
4/12		Cal Poly SLO	*	W	2-1
4/12		Cal Poly SLO	*	W	2-1
4/14		Cal Poly SLO	*	W-F	9-0
4/14		Cal Poly SLO	*	W-F	9-0
4/17		Fresno State		W	6-1
4/18	@	UC Riverside		W	16-15
4/19	@	Cal State LA		W	9-4
4/24		UC Riverside		W	7-4
4/25	@	CSUN	*	W	7-4
4/26		U of Hawaii		W	5-1
4/27	@	CSUN	*	W	6-3
4/28		CSUN	*	W	5-1
4/28		CSUN	*	W	6-2
5/1	@	UC Riverside		L	2-6
5/2		UC Riverside		W	7-3
5/4		UC Riverside		L	3-4
5/5	@	UC Riverside		W	8-4
5/5	@	UC Riverside		W	8-3
5/7	@	UCLA		L	4-10
5/8		UC Riverside		L	1-5
5/17		San Francisco State	&	W	11-1
5/18		UC Davis	&	W	3-1
5/19		UC Davis	&	W	8-7
5/24	vs	Florida Southern	$	L 13	3-4
5/25	vs	Minnesota State	$	W	10-4
5/26	vs	Valdosta State	$	L	3-6

 # Honolulu, HI & Pomona, CA $ Springfield, IL

CCAA Tournament
NCAA Tournament

1980

Head Coach: John Scolinos

Record: 42-25-1 (20-10 CCAA)

NCAA DII NATIONAL CHAMPIONS
NCAA WEST REGION CHAMPIONS
CCAA CHAMPIONS

2/9		Pepperdine		W		5-3
2/11		USC		W		6-5
2/13	@	Fresno State		W		5-4
2/22	@	Cal State LA		W		10-6
2/23	@	Cal State LA		W		11-5
2/27	@	Loyola Marymount		W		8-2
2/28		Long Beach State		L		6-7
2/29	@	San Diego State		L		2-6
3/1	@	San Diego State		L		3-6
3/3	@	San Diego State		L	10	7-8
3/3	@	San Diego State		T		2-2
3/4		UC Riverside	*	W		3-2
3/7		Cal Poly SLO	*	L		1-4
3/8		Cal Poly SLO	*	W		2-1
3/8		Cal Poly SLO	*	W		2-0
3/11	@	UC Riverside	*	L		1-3
3/12	@	UC Irvine		W		7-5
3/18		Oral Roberts		W		5-4
3/19		Oral Roberts		W		1-0
3/22	@	Long Beach State		W		16-1
3/24	vs	Cal State LA	#	W		8-5
3/25	vs	Missouri	#	L	14	7-8
3/26	vs	Cal State LA	#	W		15-6
3/26	@	U of Hawaii	#	L		7-10
3/27	vs	Missouri	#	W		12-5
3/27	@	U of Hawaii	#	L		0-6
3/29	@	Chapman	*	L		6-11
3/31		Chapman	*	W		6-4
3/31		Chapman	*	W		8-0
4/1		UC Irvine		W		5-1
4/2		Loyola Marymount		W		3-0
4/4		Cal St Dominguez Hills	*	W		3-2
4/5	@	Cal St Dominguez Hills	*	W		6-2
4/5	@	Cal St Dominguez Hills	*	L		0-2
4/8	@	CSUN	*	W		12-8
4/9	@	Cal State Fullerton		L		7-10
4/11		Chapman	*	W		13-11
4/12	@	Chapman	*	W		16-2
4/12	@	Chapman	*	L		1-7
4/15		UCLA		L		4-6
4/16		UCLA		L		2-8
4/17		Cal State LA		L		7-9
4/18	@	Cal St Dominguez Hills	*	W		4-2
4/19		Cal St Dominguez Hills	*	W		6-4
4/19		Cal St Dominguez Hills	*	W		4-0
4/22		CSUN	*	W		7-1
4/23		Cal State Fullerton		L		8-10
4/25	@	Cal Poly SLO	*	W		11-1
4/26	@	Cal Poly SLO	*	L		0-2
4/26	@	Cal Poly SLO	*	W		3-0
4/29		UC Riverside	*	W		5-3
4/30	@	Pepperdine		L		1-5
5/2	@	CSUN	*	L		5-7
5/3		CSUN	*	W		17-4
5/3		CSUN	*	L		2-7
5/5	@	CSUN	*	W		5-2
5/9		UC Riverside	*	L		3-7
5/10	@	UC Riverside	*	L		4-20
5/10	@	UC Riverside	*	W		15-3
5/15		CSUN	&	W		2-1
5/15		CSUN	&	L		7-15
5/16		CSUN	&	L		1-8
5/16		CSUN	&	W		11-2
5/17		CSUN	&	W		15-1
5/24	vs	New Haven	$	W		6-4
5/25	vs	Florida International	$	W		12-2
5/26	vs	Minnesota State	$	W		10-4
5/27	vs	New Haven	$	W		13-6

 # Honolulu, HI & Pomona, CA $ Riverside, CA

CCAA Tournament
NCAA Tournament

1981

Head Coach: John Scolinos

Record: 27-26-2 (16-14-1 CCAA)

2/10		Pepperdine		L		2-10
2/11		UCLA		W		6-5
2/12		USC		L		3-5
2/13	@	Cal State LA		W		9-2
2/14	@	San Diego State		W		3-1
2/14	@	San Diego State		L		1-7
2/17	@	Loyola Marymount		L		1-12
2/18	@	UC Santa Barbara		L		5-10
2/19	@	UOP		L		0-1
2/20	@	California		L		6-12
2/21	@	California		L		9-11
2/21	@	California		T		9-9
2/23	@	USC		L		13-14
2/24		Loyola Marymount		W		7-2
2/26	@	Cal State Fullerton		W		12-7
2/27		UC Riverside	*	L		7-8
3/3	@	CSUN	*	L		1-2
3/6	@	UC Riverside	*	L		4-5
3/7		UC Riverside	*	L		0-4
3/7		UC Riverside	*	W		3-2
3/9	@	Long Beach State		W		10-7
3/9	@	Long Beach State		L		3-5
3/10	@	UC Riverside	*	L		2-3
3/11		Cal State LA		W		11-3
3/13		Cal Poly SLO	*	L		6-10
3/14		Cal Poly SLO	*	W		7-3
3/14		Cal Poly SLO	*	T		5-5
3/27		Chapman	*	W		8-0
3/28	@	Chapman	*	L		1-3
3/28	@	Chapman	*	L		8-9
3/30		San Diego State		W		3-0
4/1		Cal State Fullerton		L		1-7
4/3	@	Chapman	*	W		12-6
4/4		Chapman	*	W		15-3
4/4		Chapman	*	W		2-0
4/8	@	Pepperdine		L		3-8
4/10	@	Cal St Dominguez Hills	*	W		2-1
4/11		Cal St Dominguez Hills	*	L		10-12
4/11		Cal St Dominguez Hills	*	W		5-1
4/14		CSUN	*	W		8-3
4/15		Long Beach State		W		11-10
4/21	@	UC Irvine		W		19-16
4/22		UC Irvine		W		9-4
4/24		Cal St Dominguez Hills	*	W		11-7
4/25	@	Cal St Dominguez Hills	*	L		0-4
4/25	@	Cal St Dominguez Hills	*	L		2-3
4/28		CSUN	*	W		5-1
5/1	@	Cal Poly SLO	*	W		5-3
5/2	@	Cal Poly SLO	*	W		6-2
5/2	@	Cal Poly SLO	*	L		1-3
5/5	@	UC Riverside	*	W		8-7
5/6	@	Cal Poly SLO	*	W		5-4
5/8		CSUN	*	L		3-5
5/9	@	CSUN	*	W		9-6
5/9	@	CSUN	*	L		5-6

1982

Head Coach: John Scolinos

Record: 24-29-1 (10-17 CCAA)

2/9		Pepperdine		L		3-8
2/11	@	Long Beach State		L		9-11
2/12		Long Beach State		L		5-7
2/13	@	UCLA		L		4-9
2/13	@	UCLA		L		3-11
2/15		California		W		7-1
2/16	@	USC		L		4-13
2/18	@	UOP		W		6-1
2/19	@	Stanford		L		2-5
2/20	@	California		W		5-2
2/20	@	California		W		7-6
2/22	@	Loyola Marymount		L		5-8
2/23		UC Santa Barbara		W		4-2
2/24		UCLA		L		12-13
2/26	@	Chapman	*	L		3-10
2/27		Chapman	*	W		7-6
2/27		Chapman	*	W		8-2
3/1	@	UC Irvine		W		3-1
3/3		Loyola Marymount		W		5-3
3/5	@	UC Riverside	*	L		3-6
3/6		UC Riverside	*	L		0-11
3/6		UC Riverside	*	L		0-4
3/8		Gonzaga		W		9-2
3/9	@	CSUN	*	L		3-10
3/10	@	Cal State Fullerton		W		12-10
3/11		UC Irvine		W		7-2
3/12		Cal St Dominguez Hills	*	L		2-3
3/13	@	Cal St Dominguez Hills	*	W		12-4
3/13	@	Cal St Dominguez Hills	*	W		2-0
3/29		Cornell		W		3-2
3/30	@	San Diego State		W		9-5
3/31		Cal State Fullerton		L		0-9
4/2	@	CSUN	*	W		3-1
4/3		CSUN	*	L		2-9
4/3		CSUN	*	W		3-2
4/6		San Diego State		T		7-7
4/8		UC Riverside	*	W		4-3
4/10	@	UC Riverside	*	L		8-12
4/10	@	UC Riverside	*	L		0-3
4/13		CSUN	*	L		1-3
4/15		Cal State LA		L		3-8
4/16		Chapman	*	L		2-4
4/17	@	Chapman	*	W		8-3
4/17	@	Chapman	*	L		1-2
4/20		Alliant		W		4-3
4/22	@	Cal State LA		W		15-8
4/23	@	Cal St Dominguez Hills	*	W		6-4
4/24		Cal St Dominguez Hills	*	L		1-4
4/24		Cal St Dominguez Hills	*	L		6-8
4/27	@	CSUN	*	L		0-5
4/28	@	Pepperdine		L		1-2
4/30		Cal Poly SLO	*	W		10-9
5/1		Cal Poly SLO	*	L		2-3
5/1		Cal Poly SLO	*	L		5-7

1983

Head Coach: John Scolinos

Record: 41-22 (21-8 CCAA)

NCAA DII NATIONAL CHAMPIONS
NCAA WEST REGION CHAMPIONS
CCAA CHAMPIONS

2/10		Long Beach State		W		5-1
2/11		UC Irvine		W		4-2
2/14	@	Cal State Fullerton		L		6-10
2/15		Pepperdine		L		4-8
2/16	@	UCLA		L		6-8
2/17	@	Cal State LA		L		1-6
2/19	@	U of San Diego		L		2-9
2/19	@	U of San Diego		L		5-6
2/21	@	Long Beach State		L		5-12
2/22	@	UC Santa Barbara		W		9-8
2/23		Cal State Fullerton		L		3-8
2/25	@	USC		W		11-9
3/8		Cal State LA		W		4-3
3/9	@	UC Santa Barbara		W		3-2
3/10	@	Loyola Marymount		W		5-0
3/11		Alliant		W		7-2
3/12		U of San Diego		L		2-3
3/12		U of San Diego		W		2-1
3/20	vs	Iowa	#	L		2-3
3/21	vs	Wichita State	#	L		4-7
3/22	@	U of Hawaii	#	W		8-6
3/23	vs	Wichita State	#	W		2-1
3/24	@	U of Hawaii	#	L		5-13
3/25	vs	Iowa	#	L		2-3
3/29		Cal Poly SLO	*	L		2-12
3/30	@	UC Riverside	*	L		3-4
3/31		CSUN	*	L		3-7
4/2	@	CSUN	*	L		2-7
4/2	@	CSUN	*	W		14-5
4/4		Loyola Marymount		W		10-2
4/6		UC Riverside	*	W		5-1
4/8	@	Cal Poly SLO	*	W		5-2
4/9	@	Cal Poly SLO	*	W		9-3
4/9	@	Cal Poly SLO	*	W		5-3
4/11		USC		W		3-1
4/13	@	Cal St Dominguez Hills	*	W		7-2
4/15		UC Riverside	*	W		3-2
4/16	@	UC Riverside	*	L		1-4
4/16	@	UC Riverside	*	W		13-11
4/19		Cal Poly SLO	*	W		7-3
4/22	@	Cal St Dominguez Hills	*	W		10-8
4/23		Cal St Dominguez Hills	*	W		9-5
4/23		Cal St Dominguez Hills	*	W		3-0
4/25	@	Cal Poly SLO	*	W		9-6
4/26		UC Riverside	*	W		5-3
4/27	@	Cal St Dominguez Hills	*	W		5-0
4/30		Chapman	*	W		11-3
4/30		Chapman	*	L		2-4
5/1	@	Chapman	*	W		3-1
5/3		Cal St Dominguez Hills	*	W		12-1
5/4		Chapman	*	W		8-7
5/6	@	CSUN	*	L		3-13
5/7		CSUN	*	L		7-8
5/7		CSUN	*	W		3-1
5/8	@	Chapman	*	W		9-6
5/12		San Francisco State	&	W		4-3
5/12		San Francisco State	&	W		5-0
5/13		San Francisco State	&	L		6-8
5/13		San Francisco State	&	W		4-1
5/21	vs	Jacksonville State	$	W	11	8-4
5/22	vs	Florida Southern	$	W		11-10
5/23	vs	Valdosta State	$	W		3-0
5/24	vs	Jacksonville State	$	W		9-7

 # Honolulu, HI & Pomona, CA $ Riverside, CA

1984

Head Coach: John Scolinos

Record: 24-32 (13-17 CCAA)

2/3	@	Arizona State		W		7-6
2/4	@	Arizona State		L		10-13
2/4	@	Arizona State		L		3-6
2/7		Cal State Fullerton		L		3-12
2/8		UC Santa Barbara		L		4-7
2/11	@	San Diego State		L		0-8
2/11	@	San Diego State		L		3-4
2/13	@	USC		L		4-5
2/14	@	UC Santa Barbara		L		3-4
2/16	@	UC Irvine		W		13-3
2/21		Long Beach State		W		7-6
2/22	@	Long Beach State		W		10-4
2/23	@	Cal State Fullerton		L		5-17
2/24	@	UCLA		W		9-8
2/28		Pepperdine		L		7-9
3/1	@	Pepperdine		L		0-2
3/3		San Diego State		L		0-7
3/3		San Diego State		W		6-5
3/5	@	Fresno State		W		6-0
3/6	@	Fresno State		L		2-6
3/10		U of San Diego		W		6-3
3/10		U of San Diego		W		8-4
3/20	@	USC		L		0-7
3/21	@	CSUN	*	L		4-16
3/23		CSUN	*	L		8-11
3/24	@	CSUN	*	W		7-6
3/24	@	CSUN	*	W		9-5
3/26		UC Irvine		L		6-7
3/27	@	Cal St Dominguez Hills	*	L		0-4
3/29		Loyola Marymount		W		7-6
3/30	@	Cal St Dominguez Hills	*	L		3-5
3/31		Cal St Dominguez Hills	*	W		6-2
3/31		Cal St Dominguez Hills	*	W		9-4
4/3		Chapman	*	L		5-10
4/6		Chapman	*	L		3-5
4/7	@	Chapman	*	L		0-6
4/7	@	Chapman	*	W		3-1
4/11	@	Loyola Marymount		W		6-0
4/12		CSUN	*	W		9-3
4/14		Cal Poly SLO	*	L		5-6
4/14		Cal Poly SLO	*	L		6-12
4/17	@	Cal State LA	*	W		9-4
4/19		Cal State LA	*	L		4-6
4/21		Cal State LA	*	W		26-11
4/21		Cal State LA	*	W		20-2
4/24	@	UC Riverside	*	L		5-6
4/27	@	UC Riverside	*	L		7-11
4/28		UC Riverside	*	L		2-10
4/28		UC Riverside	*	W		11-1
5/1		Cal St Dominguez Hills	*	L		0-2
5/4	@	Cal Poly SLO	*	W		10-4
5/5	@	Cal Poly SLO	*	L		6-13
5/5	@	Cal Poly SLO	*	L		5-11
5/8	@	Cal State LA	*	W		7-4
5/11		UC Riverside	*	W		8-1
5/12	@	Chapman	*	L		2-3

ALL-TIME RESULTS

1985

Head Coach: John Scolinos

Record: 39-29-1 (23-7 CCAA)

NCAA WEST REGION CHAMPIONS

CCAA CHAMPIONS

2/4	@	UCLA			W	6-3
2/5	@	UC Irvine			L	2-8
2/12		Long Beach State			L	2-9
2/13	@	USC			L	3-5
2/15		UC Santa Barbara			L	2-12
2/16	@	UC Santa Barbara			W	15-7
2/16	@	UC Santa Barbara			T	3-3
2/20	@	Cal State Fullerton			W	11-10
2/22		UC Irvine			L	4-6
2/23	@	U of San Diego			W	9-6
2/23	@	U of San Diego			W	9-5
2/26	@	Long Beach State			W	24-8
2/27	@	USC			W	10-5
3/5		San Diego State			L	2-3
3/6	@	Loyola Marymount			L	8-9
3/8	@	Alliant			L	10-11
3/9	@	San Diego State			L	3-4
3/9	@	San Diego State			L	4-5
3/19	@	U of Hawaii			W	4-3
3/20	@	U of Hawaii			L	2-14
3/21	@	U of Hawaii			L 10	4-5
3/22	@	BYU-Hawaii			L	5-8
3/23	@	Hawaii-Hilo			L	9-12
3/23	@	Hawaii-Hilo			L	2-5
3/25		Fresno State			L	1-4
3/29		Pepperdine			L	0-2
3/30	@	Pepperdine			L	5-6
3/30	@	Pepperdine			W	7-6
4/2		UC Riverside	*		W	3-2
4/3		U of Hawaii			W	5-4
4/4		UC Riverside	*		W	4-2
4/6	@	UC Riverside	*		W	5-4
4/6	@	UC Riverside	*		L	6-7
4/9	@	Cal Poly SLO	*		W	8-6
4/10	@	Cal Poly SLO	*		W	6-5
4/12		Cal Poly SLO	*		W	6-4
4/13		Cal Poly SLO	*		W	8-7
4/13		Cal Poly SLO	*		L	7-21
4/16		Chapman	*		L	6-8
4/17		Cal State LA	*		W	5-4
4/19	@	Chapman	*		W	5-4
4/20		Chapman	*		W	10-3
4/20		Chapman	*		W	4-0
4/23		Cal St Dominguez Hills	*		W	5-3
4/24	@	Chapman	*		W	7-1
4/26		Cal St Dominguez Hills	*		L	10-14
4/27	@	Cal St Dominguez Hills	*		W	5-3
4/27	@	Cal St Dominguez Hills	*		W	3-2
4/30	@	Cal State LA	*		W 10	11-4
5/1	@	Cal St Dominguez Hills	*		W	3-2
5/2	@	CSUN	*		W	4-3
5/3		Cal State LA	*		W 10	5-4
5/4	@	Cal State LA	*		L	5-6
5/4	@	Cal State LA	*		W	6-2
5/7		CSUN	*		W	5-2
5/8	@	UC Riverside	*		L	6-8
5/10	@	CSUN	*		W	4-1
5/11		CSUN	*		W	5-3
5/11		CSUN	*		L	3-5
5/16		Sacramento State	&		W	5-3
5/17		Sacramento State	&		L	9-10
5/17		Sacramento State	&		W	14-4
5/18		Sacramento State	&		L	5-7
5/18		Sacramento State	&		W	9-7
5/25	vs	New Haven	$		W	6-5
5/26	vs	Valdosta State	$		W	10-0
5/27	vs	Florida Southern	$		L	3-10
5/27	vs	New Haven	$		W	7-2
5/28	vs	Florida Southern	$		L	5-15

& Pomona, CA $ Montgomery, AL

1986

Head Coach: John Scolinos

Record: 24-28 (18-12 CCAA)

1/31	@	Arizona State			L	7-10
2/1	@	Arizona State			L	0-7
2/1	@	Arizona State			L 11	5-6
2/3	@	UC Santa Barbara			L	2-10
2/7		Cal State Fullerton			L	4-5
2/8	@	Cal State Fullerton			L	2-8
2/12		UC Irvine			L	0-1
2/20	@	UCLA			L	2-6
2/21	@	UC Irvine			W	6-5
2/24		USC			W	7-5
2/25	@	USC			L	3-4
2/26		Pepperdine			W	8-5
3/1	@	Pepperdine			L	0-10
3/3		Long Beach State			L	6-9
3/4		UC Riverside	*		L	0-3
3/7	@	UC Riverside	*		W	5-3
3/11	@	Chapman	*		L	3-5
3/15		CSUN	*		L	1-9
3/15		CSUN	*		W	4-1
3/22	@	Oklahoma			W	15-12
3/24	@	Oklahoma			L	4-19
3/25	@	Texas Christian			L	1-7
3/26	@	Texas Christian			W	3-1
3/27	@	Oral Roberts			L	7-10
3/29	@	Oral Roberts			W	11-5
4/1	@	Cal State LA	*		L	2-7
4/2		Cal St Dominguez Hills	*		W	5-3
4/3	@	UC Riverside	*		W	13-5
4/5		Cal Poly SLO	*		W	3-1
4/5		Cal Poly SLO	*		W	7-6
4/8		Chapman	*		W	6-3
4/9	@	Chapman	*		W 10	3-2
4/11		Alliant			L	3-12
4/11		Alliant			L	1-5
4/12		Cal State LA	*		L	5-8
4/12		Cal State LA	*		W	8-7
4/15	@	Cal St Dominguez Hills	*		W	8-7
4/16		Cal St Dominguez Hills	*		W	7-3
4/18		Chapman	*		W	4-3
4/22	@	CSUN	*		W	4-2
4/23	@	Cal State LA	*		L	3-4
4/25	@	Cal St Dominguez Hills	*		L	1-2
4/26		UC Riverside	*		L	9-10
4/26		UC Riverside	*		W	5-4
4/30		Chapman	*		W	7-1
5/3	@	CSUN	*		L	9-10
5/3	@	CSUN	*		W	5-3
5/6		Cal State LA	*		L	4-6
5/7		Cal St Dominguez Hills	*		W	7-3
5/9	@	Cal Poly SLO	*		W	9-7
5/10	@	Cal Poly SLO	*		L	7-8
5/10	@	Cal Poly SLO	*		L	1-8

1987

Head Coach: John Scolinos

Record: 31-29 (16-14 CCAA)

1/31		USC			W	8-3
2/2	@	Arizona State			L	0-7
2/3	@	Arizona State			L	1-4
2/5		Alliant			W	7-4
2/6		UC Irvine			L	6-11
2/7	@	Pepperdine			W	6-4
2/10	@	Loyola Marymount			L	3-5
2/11	@	UC Irvine			L	1-9
2/12		U of San Diego			L	8-12
2/16		Pepperdine			W	6-5
2/17		San Diego State			W 10	4-3
2/18		Cal State Fullerton			W	6-4
2/25	@	USC			L	1-3
2/27	@	San Diego State			W	4-3
2/28	@	Alliant			L	11-12
3/3		UC Santa Barbara			W	4-3
3/4	@	UC Santa Barbara			L	10-12
3/7	@	Cal State Fullerton			L	1-4
3/8	@	Long Beach State			W	10-7
3/11	@	UC Riverside	*		W	10-1
3/12		CSUN	*		W	8-4
3/13		Cal Poly SLO	*		W	9-6
3/14		Cal Poly SLO	*		W	13-9
3/14		Cal Poly SLO	*		W	3-2
3/20	vs	Cornell	#		W	8-1
3/21	@	U of Hawaii	#		L	0-1
3/22	vs	Hawaii-Hilo	#		L	5-9
3/22	vs	Portland State	#		W	6-3
3/23	vs	Wichita State	#		L	1-17
3/24	@	U of Hawaii	#		W	6-3
3/25	vs	Hawaii-Hilo	#		W	5-3
3/26	vs	Portland State	#		L	3-4
3/27	vs	Cornell	#		W	3-2
3/27	vs	Wichita State	#		L	0-7
3/31		Cal State LA	*		L	6-15
4/1		Chapman	*		L	5-8
4/3		Cal St Dominguez Hills	*		W	10-2
4/7	@	Cal State LA	*		W	11-3
4/8		UC Riverside	*		L	2-10
4/10	@	Chapman	*		L	7-12
4/11		CSUN	*		W	12-5
4/11		CSUN	*		W 8	4-3
4/14	@	CSUN	*		L 11	6-7
4/16	@	Cal State LA	*		W	10-6
4/18	@	UC Riverside	*		L 10	4-5
4/18	@	UC Riverside	*		W	19-7
4/21	@	Cal Poly SLO	*		W	10-5
4/22	@	Cal Poly SLO	*		L	2-4
4/24		Cal State LA	*		L	3-4
4/25		Chapman	*		W	11-5
4/25		Chapman	*		W	7-1
4/28	@	Cal St Dominguez Hills	*		L	0-2
4/29		UCLA			W	12-8
5/1	@	Cal State LA	*		L	11-13
5/2		UC Riverside	*		L	3-6
5/5	@	Chapman	*		L	5-6
5/6	@	CSUN	*		W	6-5
5/8		Cal St Dominguez Hills	*		L	3-6
5/9	@	Cal St Dominguez Hills	*		L	2-3
5/9	@	Cal St Dominguez Hills	*		W	2-1

 # Honolulu, HI

1988

Head Coach: John Scolinos

Record: 32-25 (19-11 CCAA)

CCAA CHAMPIONS

1/26	@	Cal State Fullerton			L	1-5
2/2	@	Fresno State			W	9-8
2/3	@	Fresno State			L	5-10
2/6	@	U of San Diego			W	7-4
2/8		Pepperdine			W	11-4
2/9		San Diego State			L	9-15
2/13	@	Alliant			W	10-4
2/16	@	San Diego State			W	6-3
2/17		UC Irvine			W 11	1-0
2/18		U of San Diego			W	9-8
2/20		Alliant			W	10-3
2/24	@	UC Irvine			L	7-17
2/26		UC Santa Barbara			W	10-3
2/27	@	UC Santa Barbara			L	5-9
3/2		Cal Poly SLO	*		W	5-4
3/2		Cal Poly SLO	*		W	4-3
3/4		Long Beach State			W	5-1
3/5	@	Long Beach State			W	9-8
3/8	@	UCLA			L	4-7
3/11		UC Riverside	*		W	9-7
3/12	@	UC Riverside	*		L	7-8
3/18	@	U of Houston			L 14	4-5
3/19	@	U of Houston			L	0-7
3/19	@	U of Houston			L	7-8
3/21	@	Sam Houston State			L	1-8
3/22	@	Sam Houston State			W	6-2
3/23	@	Rice Univ.			L	3-7
3/29	@	Cal St Dominguez Hills	*		L	3-4
3/31		Cal State LA	*		L	4-5
4/2	@	Cal State LA	*		W 10	12-11
4/2	@	Cal State LA	*		L	2-5
4/5		Cal State LA	*		W	9-1
4/8	@	Cal St Dominguez Hills	*		W	9-5
4/9		Cal St Dominguez Hills	*		W	8-4
4/9		Cal St Dominguez Hills	*		W	4-0
4/12		Cal State LA	*		L	3-7
4/15	@	Cal Poly SLO	*		W	17-3
4/16	@	Cal Poly SLO	*		W	2-1
4/16	@	Cal Poly SLO	*		L	4-6
4/19	@	CSUN	*		W	9-1
4/22		Chapman	*		L	4-7
4/26		CSUN	*		W	2-0
4/27		Cal St Dominguez Hills	*		W	9-4
5/3	@	Chapman	*		W	8-3
5/4	@	Chapman	*		L	3-4
5/6	@	UC Riverside	*		L	6-8
5/7		UC Riverside	*		W	11-2
5/7		UC Riverside	*		W	8-1
5/10		Chapman	*		W	11-7
5/11	@	Chapman	*		W	11-9
5/13		CSUN	*		W	16-4
5/14	@	CSUN	*		L	5-7
5/14	@	CSUN	*		L	4-18
5/20	@	Sacramento State	$		L	6-12
5/21	@	Sacramento State	$		W	13-8
5/21	@	Sacramento State	$		L	5-9
5/22	@	Sacramento State	$		L	2-4

$ Sacramento, CA

1989

Head Coach: John Scolinos

Record: 24-28 (17-13 CCAA)

1/28	@	USC			L	2-7
1/31	@	Arizona State			L	6-7
2/1	@	Arizona State			L	2-10
2/4		UC Santa Barbara			L	6-8
2/7		U of San Diego			L	7-9
2/10		Pepperdine			L	3-5
2/14	@	UC Santa Barbara			L	3-4
2/17	@	Cal St Dominguez Hills	*		L	2-5
2/21	@	Cal State Fullerton			W	8-7
2/22		UC Irvine			L	7-11
2/24		Chapman	*		L	0-2
2/25	@	Chapman	*		W	7-4
2/27	@	Pepperdine			L	2-3
2/28		CSUN	*		L	8-9
3/1	@	CSUN	*		W	5-3
3/2		UC Riverside	*		W	8-7
3/4	@	UC Riverside	*		W	7-6
3/7	@	Cal Poly SLO	*		W	4-2
3/8	@	Cal Poly SLO	*		W	7-0
3/10	@	Cal State LA	*		L	8-9
3/11		Cal State LA	*		L	4-13
3/22	@	Southern Utah			W	11-2
3/22	@	Southern Utah			L	8-9
3/23	@	Southern Utah			W	14-3
3/23	@	Southern Utah			L	3-4
3/25	@	BYU			L	13-14
3/25	@	BYU			W	11-10
3/27		Washington State			L	5-7
3/28	@	UC Irvine			L	9-20
3/29	@	Loyola Marymount			L	9-19
3/31		Cal St Dominguez Hills	*		W	3-1
4/1	@	Cal St Dominguez Hills	*		L	7-8
4/1	@	Cal St Dominguez Hills	*		W	5-1
4/4		Cal St Dominguez Hills	*		W	6-5
4/7		Alliant			W	12-8
4/8	@	Alliant			W	11-10
4/14	@	Chapman	*		W	5-2
4/15		Chapman	*		L	1-4
4/15		Chapman	*		L	6-10
4/18		CSUN	*		W	5-2
4/20	@	CSUN	*		L	3-15
4/21		CSUN	*		W	11-3
4/25	@	U of San Diego			W	13-8
4/28		UC Riverside	*		W	13-1
4/29	@	UC Riverside	*		L	1-18
4/29	@	UC Riverside	*		L	2-4
5/5		Cal Poly SLO	*		L	1-2
5/6		Cal Poly SLO	*		W	12-7
5/6		Cal Poly SLO	*		L	1-3
5/12		Cal State LA	*		W	5-3
5/13	@	Cal State LA	*		W	12-11
5/13	@	Cal State LA	*		W	14-5

1990

Head Coach: John Scolinos

Record: 18-36 (10-20 CCAA)

1/25	@	Loyola Marymount			L	4-8
1/30	@	Cal State Fullerton			L	1-6
2/2	@	UC Santa Barbara			L	1-7
2/3		San Diego State			W	7-6
2/5	@	San Diego State			L	4-6
2/6		Pepperdine			L	6-12
2/7		UC Santa Barbara			W	5-4

CCAA Tournament

NCAA Tournament

2/9		UC Irvine		W		4-3
2/14	@	USC		L	10	8-9
2/15		UC Riverside	*	L		8-12
2/16	@	UC Riverside	*	L		1-9
2/19		UC Riverside	*	L		0-7
2/20	@	CSUN	*	L		0-13
2/21		CSUN	*	L		4-7
2/22	@	UC Irvine		L		12-13
2/27	@	Pepperdine		L		9-10
3/1		Cal Poly SLO	*	W		8-3
3/1		Cal Poly SLO	*	W		5-4
3/3		Wyoming		L		1-9
3/6		Cal St Dominguez Hills	*	W		10-6
3/7	@	Cal St Dominguez Hills	*	L		4-5
3/9	@	Chapman	*	L		2-10
3/10		Chapman	*	L		5-9
3/18	@	Eckerd	#	L		2-3
3/19	vs	U of Lowell	#	W		10-3
3/20	@	U of Tampa	#	L	8	4-6
3/21	@	Eckerd	#	W		8-7
3/22	vs	Northeastern	#	W		11-0
3/23	@	Florida Southern	#	L		7-8
3/27	@	Arizona State		L		0-11
3/28	@	Arizona State		L		3-11
3/31		UC Riverside	*	L		5-7
4/3		Cal State LA	*	L		2-8
4/5	@	CSUN	*	L	10	3-4
4/6		CSUN	*	L		3-7
4/7	@	CSUN	*	W		7-5
4/10		Cal State LA	*	L		2-4
4/11	@	Cal State LA	*	W		8-1
4/11	@	Cal State LA	*	L		6-13
4/13		U of San Diego		L		6-10
4/17		Alliant		W		9-7
4/18	@	Alliant		L		1-7
4/20		Cal State LA	*	L		1-2
4/25	@	Fresno State		W		8-4
4/27	@	Cal Poly SLO	*	W		9-5
4/28	@	Cal Poly SLO	*	W		5-4
4/28	@	Cal Poly SLO	*	L		1-8
5/4	@	Cal St Dominguez Hills	*	L		1-6
5/5		Cal St Dominguez Hills	*	W		20-9
5/5		Cal St Dominguez Hills	*	L		6-20
5/8	@	UC Riverside	*	L		3-13
5/10	@	Chapman	*	L		6-9
5/11		Chapman	*	W		3-2
5/12	@	Chapman	*	W		5-2

 # Florida

1991

Head Coach: John Scolinos

Record: 27-26 (18-12 CCAA)

CCAA CO-CHAMPIONS

1/26	@	USC		L		2-6
1/28		Alliant		W		8-2
1/29	@	Cal State Fullerton		L		2-7
2/5	@	San Diego State		L		6-8
2/6	@	Alliant		L		6-7
2/9		California Baptist		L		8-10
2/12		U of San Diego		W		6-3
2/13	@	UC Irvine		L		1-10
2/15		UC Davis		L		7-17
2/16		UC Davis		W		5-3
2/16		UC Davis		W		6-1
2/19	@	U of San Diego		L		8-9
2/22		Cal Poly SLO	*	W		5-2
2/23		Cal Poly SLO	*	W		6-3
2/23		Cal Poly SLO	*	L		2-9
2/26		San Diego State		W		12-6
3/1	@	Cal St Dominguez Hills	*	L		0-3
3/6		UC Irvine		L		8-13
3/7		UNC-Pembroke		W		10-4
3/8	@	Cal State LA	*	L		0-3
3/9		Cal State LA	*	W		7-4
3/9		Cal State LA	*	W		5-1
3/18	@	Sacramento State		L		3-12
3/20	@	California		L		1-6
3/21	@	Sonoma State		W		3-0
3/21	@	Sonoma State		W		5-1
3/22	@	Chico State		L		3-8
3/26		Chapman	*	W		4-2
3/30		Chapman	*	W		5-4
3/30		Chapman	*	W		3-2
4/1		Cal St Dominguez Hills	*	W		8-7
4/2	@	Cal St Dominguez Hills	*	L		2-8
4/3	@	UCLA		L		2-11
4/5	@	UC Riverside	*	L		8-9
4/6		UC Riverside	*	W		6-2
4/6		UC Riverside	*	L		2-3
4/10	@	Pepperdine		L		5-6
4/12	@	Cal Poly SLO	*	W		5-0
4/13	@	Cal Poly SLO	*	L		1-10
4/13	@	Cal Poly SLO	*	W		6-2
4/16	@	UC Santa Barbara		W		14-8
4/19	@	Cal St Dominguez Hills	*	L		4-11
4/20		Cal St Dominguez Hills	*	W		7-6
4/20		Cal St Dominguez Hills	*	W		3-2
4/26		Cal State LA	*	W		11-8
4/27	@	Cal State LA	*	L		4-5
4/27	@	Cal State LA	*	L		3-8
5/2	@	Chapman	*	W		4-1
5/3	@	Chapman	*	W		5-2
5/4	@	Chapman	*	W		7-3
5/9	@	UC Riverside	*	L		5-6
5/10		UC Riverside	*	L		1-3
5/11	@	UC Riverside	*	W		5-4

1992

Head Coach: Chuck Belk

Record: 23-20 (16-13 CCAA)

2/4		The Masters College		W		12-11
2/5	@	Pepperdine		L		6-8
2/7	@	San Diego State		L		1-5
2/16	@	UCLA		L		6-8
2/18	@	UC Santa Barbara		L		4-12
2/19		California Baptist		W		12-0
2/20		UC Irvine		W		5-4
2/21	@	UC Irvine		L		1-6
2/22		U of San Diego		L		1-9
2/22		U of San Diego		L		0-7
2/25	@	Azusa Pacific		L		0-10
2/28		Cal St San Bernardino	*	L		1-2
2/29	@	Cal St San Bernardino	*	L		8-9
2/29	@	Cal St San Bernardino	*	L		4-5
3/3	@	San Diego State		L		4-7
3/10		U of Portland		L		5-7
3/12		UC Riverside	*	L		0-1
3/13		UC Riverside	*	W		11-8
3/14	@	UC Riverside	*	W		9-5
3/21	vs	Dartmouth	#	W		5-0
3/22	@	U of Hawaii	#	L		9-11
3/23	vs	Lewis & Clark	#	L		3-8
3/24	vs	Hawaii-Hilo	#	W		13-3
3/25	vs	Lewis & Clark	#	L		3-7
3/26	vs	Hawaii-Hilo	#	L		5-8
3/27	vs	Dartmouth	#	W		10-4
3/31	@	Cal St Dominguez Hills	*	L		0-10
4/1	@	Cal State Fullerton		L		3-4
4/3	@	Cal State LA	*	L		5-6
4/4		Cal State LA	*	W		2-0
4/4		Cal State LA	*	L		1-2
4/7	@	Chapman		W		9-7
4/8		Chapman		L		4-5
4/10	@	Cal St San Bernardino	*	W		3-2
4/11		Cal St San Bernardino	*	W		6-5
4/11		Cal St San Bernardino	*	W		2-1
4/14		Cal St Dominguez Hills	*	W		5-3
4/16	@	UC Riverside	*	L		1-5
4/18		UC Riverside	*	W		6-3
4/18		UC Riverside	*	W		8-5
4/21		Cal St Dominguez Hills	*	W		7-4
4/24	@	Cal Poly SLO	*	L		4-8
4/25	@	Cal Poly SLO	*	W		9-8
4/25	@	Cal Poly SLO	*	L		2-4
4/27		Cal Poly SLO	*	L		5-7
4/27		Cal Poly SLO	*	W		6-4
4/28		UC Santa Barbara		L		5-20
4/29		Cal Poly SLO	*	W		7-2
5/5	@	Cal St Dominguez Hills	*	L		10-11
5/6		Cal St Dominguez Hills	*	L		9-11
5/7		Cal State LA	*	W		11-8
5/8	@	Cal State LA	*	W		9-6
5/9	@	Cal State LA	*	W		11-0

 # Honolulu, HI

1993

Head Coach: Chuck Belk

Record: 28-27 (16-14 CCAA)

1/30	@	Pepperdine		L		2-4
2/2		U of San Diego		L		7-13
2/4		Azusa Pacific		L		8-13
2/6		The Masters College		W		5-3
2/6		The Masters College		L		4-5
2/11		California Baptist		W		9-4
2/13	@	Sonoma State		W		6-1
2/13	@	Sonoma State		L		1-8
2/15	@	Stanislaus State		W		9-7
2/16	@	Stanislaus State		W		6-4
2/23	@	U of San Diego		L		4-5
2/26	@	Cal St San Bernardino	*	W		9-7
2/26	@	Cal St San Bernardino	*	W		5-4
2/27		Cal St San Bernardino	*	W		4-3
3/3		Concordia Irvine		W		5-2
3/5	@	Cal Poly SLO	*	L		9-10
3/5	@	Cal Poly SLO	*	W		4-2
3/6	@	Cal Poly SLO	*	W		9-7
3/9		Wayne State		W		6-3
3/9		Wayne State		W		9-3
3/10	@	UCLA		L		5-8
3/12	@	UC Riverside	*	L		1-6
3/13		UC Riverside	*	L		8-11
3/13		UC Riverside	*	W		3-0
3/20		Montclair State		L		0-1
3/22		Northern Colorado		W		7-0
3/22		Northern Colorado		W		11-6
3/25	vs	Bellevue Univ.	#	W		13-1
3/26	vs	UNLV	#	L		3-5
3/27	@	Colorado Mesa	#	W		4-3
3/31		Cal State LA	*	W	11	10-9
4/2		Cal St Dominguez Hills	*	L		8-9
4/3	@	Cal St Dominguez Hills	*	L		4-8
4/3	@	Cal St Dominguez Hills	*	L		1-2
4/8	@	Cal St San Bernardino	*	W		14-4
4/10		Cal St San Bernardino	*	W		11-3
4/10		Cal St San Bernardino	*	W		2-1
4/12	@	Cal State LA	*	L		5-9
4/16		Cal Poly SLO	*	L		3-4
4/17		Cal Poly SLO	*	W		10-4
4/17		Cal Poly SLO	*	W		10-7
4/20	@	Chapman		L		8-10
4/23		UC Riverside	*	W		8-3
4/24	@	UC Riverside	*	L		8-9
4/24	@	UC Riverside	*	L		1-5
4/27		Cal State LA	*	W		8-7
4/30		Cal State LA	*	L		1-3
5/1	@	Cal State LA	*	L	11	3-4
5/1	@	Cal State LA	*	W		3-2
5/4	@	Azusa Pacific		L		1-8
5/7	@	Cal St Dominguez Hills	*	L		1-8
5/8		Cal St Dominguez Hills	*	W		9-5
5/8		Cal St Dominguez Hills	*	L		6-9
5/21	vs	UC Davis	$	L		14-15
5/22	@	Cal Poly SLO	$	L		8-10

 # Grand Junction, CO $ San Luis Obispo, CA

1994

Head Coach: Chuck Belk

Record: 30-25-1 (15-15 CCAA)

2/1		U of San Diego		L		7-8
2/3		Vanguard		W		17-9
2/5		California Baptist		W		2-1
2/5		California Baptist		W		5-3
2/8		Concordia-Irvine		W		8-7
2/11	@	Point Loma		L		2-16
2/12	@	Point Loma		W		8-4
2/12	@	Point Loma		L		1-2
2/15	@	Pepperdine		L		2-8
2/16		Chico State		W		7-6
2/16		Chico State		L		1-2
2/18		Cal State East Bay		W		7-4
2/19		The Masters College		L		7-10
2/19		The Masters College		T		3-3
2/22	@	Chapman		W		10-6
2/23		Azusa Pacific		W		6-5
2/25		Sonoma State		W		8-3
2/26		Sonoma State		L		4-17
3/2	@	Azusa Pacific		L		9-18
3/4	@	Cal St San Bernardino	*	W		11-5
3/5	@	Cal St San Bernardino	*	W		14-10
3/5	@	Cal St San Bernardino	*	W		10-8
3/9	@	California Baptist		W		10-7
3/11	@	Cal State LA	*	W		21-0
3/12		Cal State LA	*	W		11-10
3/12		Cal State LA	*	L		5-8
3/19		Utah		W		7-4
3/23	vs	Eastern New Mexico	#	W		7-6
3/24	@	Colorado Mesa	#	L		7-11
3/25	vs	Abilene Christian	#	L		1-11
3/26	vs	Southern Utah	#	W		10-0
3/26	vs	Bellevue Univ.	#	W		10-8
4/1		Cal Poly SLO	*	L		6-11
4/2		Cal Poly SLO	*	W		8-7
4/2		Cal Poly SLO	*	L		1-16
4/5	@	UC Riverside	*	L		2-15
4/8	@	Cal St Dominguez Hills	*	L		0-2
4/9		Cal St Dominguez Hills	*	W		17-5
4/9		Cal St Dominguez Hills	*	L		0-16
4/12		UC Riverside	*	W		12-1
4/15		Cal St San Bernardino	*	W		14-5
4/16		Cal St San Bernardino	*	W		6-3
4/16		Cal St San Bernardino	*	L		5-6
4/19	@	UC Riverside	*	L		3-6
4/22		Cal State LA	*	W		10-7
4/23	@	Cal State LA	*	L		3-15
4/23	@	Cal State LA	*	L		2-6
4/28	@	UC Riverside	*	W		8-6
4/30		UC Riverside	*	L		11-12
4/30		UC Riverside	*	W		6-4
5/6	@	Cal Poly SLO	*	W		12-1
5/7	@	Cal Poly SLO	*	L		3-7
5/7	@	Cal Poly SLO	*	L		1-9
5/12		Cal St Dominguez Hills	*	W		7-4
5/14	@	Cal St Dominguez Hills	*	L		3-4
5/14	@	Cal St Dominguez Hills	*	L		2-3

 # Grand Junction, CO

1995

Head Coach: Chuck Belk

Record: 32-29 (17-15 CCAA)

1/28	@	The Masters College		L		3-4
1/31	@	Cal State Fullerton		L		1-7
2/1		Vanguard		W		12-1
2/3		Stanislaus State		W		8-7
2/4		Stanislaus State		W		2-1
2/4		Stanislaus State		W		6-5
2/7	@	Pepperdine		L		1-6
2/9		Cal State East Bay		W		6-2
2/10		Cal State East Bay		L		3-4
2/11		Azusa Pacific		W		5-3
2/11		Azusa Pacific		L		1-3
2/15		California Baptist		W		8-2
2/18		The Masters College		L		7-9
2/18		The Masters College		L		1-3
2/22	@	Cal State East Bay		W		9-4
2/23	@	Cal State East Bay		W		10-7
2/24	@	Stanislaus State		W		7-5
2/25	@	Stanislaus State		L		1-2
2/25	@	Stanislaus State		L		3-6
2/28	@	UC Riverside	*	L		4-9
3/2	@	UC Riverside	*	L		0-12
3/4		UC Riverside	*	W		3-1
3/4		UC Riverside	*	L		3-4
3/7	@	Cal St Dominguez Hills	*	W		6-2
3/9		Cal St Dominguez Hills	*	L		0-1
3/18	@	Hawaii-Hilo		L		1-9
3/18	@	Hawaii-Hilo		L		1-9
3/19	@	Hawaii-Hilo		W		6-0
3/19	@	Hawaii-Hilo		W		5-0
3/22	@	Hawaii Pacific		L		5-6
3/23	@	Hawaii Pacific		W		11-3
3/23	@	Hawaii Pacific		W		10-4
3/24	@	Hawaii Pacific		L		3-8
3/28		Cal State LA	*	W		5-3
3/31	@	Cal State LA	*	W		11-9
4/1	@	Cal State LA	*	W		13-8
4/1	@	Cal State LA	*	W		9-3
4/4	@	Cal St San Bernardino	*	L		2-6
4/6	@	Cal St San Bernardino	*	L		3-7
4/8		Cal St San Bernardino	*	L		1-6
4/8		Cal St San Bernardino	*	W		6-4
4/11		UC Riverside	*	L		4-5
4/13		UC Riverside	*	W		3-0

CCAA Tournament
NCAA Tournament

4/14	@	UC Riverside	*	L		0-14
4/15	@	UC Riverside	*	L		4-12
4/19		Cal St Dominguez Hills	*	W		6-5
4/20	@	Cal St Dominguez Hills	*	W		8-1
4/21	@	Cal St Dominguez Hills	*	W		5-0
4/22		Cal St Dominguez Hills	*	W		5-4
4/22		Cal St Dominguez Hills	*	W		8-4
4/25	@	U of San Diego		L		6-7
4/28		Point Loma		W		6-5
5/1		Cal State LA	*	W		7-6
5/4	@	Cal State LA	*	W		5-1
5/6		Cal State LA	*	W		8-6
5/6		Cal State LA	*	L		1-2
5/9		Cal St San Bernardino	*	L		1-2
5/10	@	Cal St Dominguez Hills	*	L		2-3
5/11		Cal St San Bernardino	*	W		3-1
5/13	@	Cal St San Bernardino	*	L		3-9
5/13	@	Cal St San Bernardino	*	L		3-5

1996

Head Coach: Mike Ashman

Record: 13-40-1 (5-27 CCAA)

2/3	@	Point Loma		W		3-1
2/3	@	Point Loma		L		0-1
2/7		Concordia-Irvine		W		16-3
2/9	@	CSUN		L		5-6
2/10	@	CSUN		L		7-15
2/12		Sonoma State		L		1-9
2/15		Stanislaus State		L		0-1
2/16		Stanislaus State		W		5-1
2/17		The Masters College		L		6-8
2/19		San Francisco State		L		0-3
2/23		Cal State East Bay		T	12	5-5
2/24		Cal State East Bay		W	10	6-4
2/24		Cal State East Bay		W	8	6-5
2/27		Cal St Dominguez Hills	*	L		0-9
2/29	@	Cal St Dominguez Hills	*	L		0-4
3/2		Cal St Dominguez Hills	*	L		2-5
3/2		Cal St Dominguez Hills	*	L		3-5
3/6		Cal State LA	*	L		4-5
3/7	@	Cal State LA	*	L		3-4
3/8	@	Cal State LA	*	L		1-3
3/18	@	Nevada		L		1-17
3/19	@	San Francisco State		W		7-4
3/19	@	San Francisco State		W		4-1
3/20	@	Sonoma State		L		4-5
3/20	@	Sonoma State		L		1-9
3/22	@	Cal State East Bay		L		5-13
3/23	@	Cal State East Bay		L		3-4
3/23	@	Cal State East Bay		W		5-3
3/26		Cal St San Bernardino	*	L		2-7
3/28		Cal St San Bernardino	*	L		5-6
3/30	@	Cal St San Bernardino	*	L		10-14
3/30	@	Cal St San Bernardino	*	L		2-5
4/2		UC Riverside	*	L		0-3
4/4	@	UC Riverside	*	L		2-6
4/5		UC Riverside	*	L	10	4-8
4/6	@	UC Riverside	*	L		2-7
4/9	@	Cal St Dominguez Hills	*	L		3-4
4/11		Cal St Dominguez Hills	*	L		1-12
4/13	@	Cal St Dominguez Hills	*	L		1-5
4/13	@	Cal St Dominguez Hills	*	L		1-7
4/17	@	Loyola Marymount		L		7-8
4/23		Cal State LA	*	W	10	5-4
4/24		Cal State LA	*	L		2-6
4/25		Cal State LA	*	L	13	5-6
4/27	@	Cal State LA	*	W		8-7
4/27	@	Cal State LA	*	L		6-10
4/30	@	Cal St San Bernardino	*	W		7-6
5/2	@	Cal St San Bernardino	*	L		9-10
5/4		Cal St San Bernardino	*	L		7-11
5/4		Cal St San Bernardino	*	W		3-2
5/7	@	UC Riverside	*	L		1-3
5/9	@	UC Riverside	*	L		0-10
5/11		UC Riverside	*	L		3-12
5/11		UC Riverside	*	W		7-2

1997

Head Coach: Mike Ashman

Record: 28-28 (18-14 CCAA)

2/1		Chico State		L		2-6
2/1		Chico State		W		6-4
2/2		Chico State		L		3-5
2/6	@	Azusa Pacific		W		13-6
2/7		UC Davis		W		8-4
2/8		UC Davis		L		4-5
2/8		UC Davis		L		6-12
2/9		Sonoma State		W		8-6
2/11	@	The Masters College		W		8-0
2/12		Cal St San Bernardino	*	W		5-4
2/18	@	Cal St San Bernardino	*	L		2-17
2/20	@	Cal St San Bernardino	*	W		19-5
2/22	@	Chico State		L	11	5-6
2/23	@	Chico State		L		3-11
2/23	@	Chico State		L		5-8
2/24		Cal State East Bay		L		5-17
2/25	@	UC Riverside	*	L		13-16
2/28	@	UC Riverside	*	W		8-6
3/1		UC Riverside	*	L		2-3
3/1		UC Riverside	*	L		3-8
3/3		Regis		W		3-1
3/3		Regis		W		5-3
3/4		Cal St San Bernardino	*	L	13	5-7
3/22	@	Stanislaus State		W		15-0
3/22	@	Stanislaus State		W		10-0
3/23	@	San Francisco State		L		2-6
3/24	@	Cal State East Bay		L		2-10
3/25	@	Sonoma State		L		1-3
3/25	@	Sonoma State		L		1-3
3/27	@	Cal State LA	*	W		4-2
3/29		Cal State LA	*	W		4-0
3/29		Cal State LA	*	W		7-5
4/1		Cal St Dominguez Hills	*	W		12-6
4/3		Cal St Dominguez Hills	*	L		7-11
4/4	@	CSUN		L		3-6
4/5	@	Cal St Dominguez Hills	*	W		3-0
4/5	@	Cal St Dominguez Hills	*	L		2-4
4/6	@	CSUN		L		7-11
4/8	@	Cal St San Bernardino	*	W		14-9
4/9		Azusa Pacific		W		9-8
4/10	@	Cal St San Bernardino	*	L		10-18
4/12		Cal St San Bernardino	*	W		4-3
4/12		Cal St San Bernardino	*	W		7-6
4/22		UC Riverside	*	W		14-7
4/23	@	Cal State LA	*	L		2-6
4/24	@	UC Riverside	*	L		4-14
4/25		UC Riverside	*	L		7-8
4/26	@	UC Riverside	*	L		9-10
4/29		Cal State LA	*	L		6-10
5/1		Cal State LA	*	W		8-7
5/2	@	Cal State LA	*	W		6-2
5/3	@	Cal State LA	*	W		10-7
5/6	@	Cal St Dominguez Hills	*	W		4-3
5/8	@	Cal St Dominguez Hills	*	W		7-3
5/10		Cal St Dominguez Hills	*	W		11-3
5/10		Cal St Dominguez Hills	*	L		3-8

1998

Head Coach: Mike Ashman

Record: 19-25-1 (13-19 CCAA)

2/5		Azusa Pacific		T		3-3
2/10	@	Azusa Pacific		L		2-11
2/12		Chico State		W		11-10
2/13		Chico State		W		4-3
2/13		Chico State		W		6-3
2/18		Cal State LA	*	W		5-3
2/19	@	Cal State LA	*	W		4-2
2/21		Sonoma State		W		11-8
2/21		Sonoma State		L		0-2
2/26		UC Riverside	*	W		12-6
2/27		UC Riverside	*	L	10	6-7
2/28	@	UC Riverside	*	L		7-10
2/28	@	UC Riverside	*	W		7-3
3/2		Cal St Dominguez Hills	*	L		8-10
3/4	@	Cal St Dominguez Hills	*	W		6-4
3/5	@	Cal St Dominguez Hills	*	L		4-14
3/7		Cal St Dominguez Hills	*	L		8-10
3/7		Cal St Dominguez Hills	*	L		5-10
3/10	@	Cal St San Bernardino	*	L		5-7
3/12	@	Cal St San Bernardino	*	L		6-9
3/21	@	San Francisco State		L		5-10
3/21	@	San Francisco State		W		15-14
3/22	@	Cal State East Bay		W		6-3
3/30	@	Cal St Dominguez Hills	*	L		5-7
4/3	@	CSUN		L		8-15
4/4	@	CSUN		L	7	2-4
4/4	@	CSUN		L		2-5
4/7	@	Cal State LA	*	L	10	6-7
4/9		Cal State LA	*	L		5-10
4/14		Cal St San Bernardino	*	W		5-4
4/16		Cal St San Bernardino	*	W		5-4
4/17		Cal St San Bernardino	*	L		11-22
4/18	@	Cal St San Bernardino	*	W		14-8
4/18	@	Cal St San Bernardino	*	L		0-5
4/21	@	Cal State LA	*	L		3-13
4/22		Cal St San Bernardino	*	W		15-4
4/23		Cal State LA	*	L		6-8
4/24	@	Cal State LA	*	L		0-5
4/25		Cal State LA	*	L		1-9
4/27		Cal St Dominguez Hills	*	W		7-6
4/28		UC Riverside	*	W		19-13
4/30	@	UC Riverside	*	L		2-12
5/1		UC Riverside	*	W		6-4
5/2	@	UC Riverside	*	L		9-10
5/4	@	Cal St Dominguez Hills	*	W		6-4

1999

Head Coach: Mike Ashman

Record: 25-24 (19-21 CCAA)

1/28	@	Azusa Pacific		L		4-5
1/29		Concordia-Irvine		W		8-2
1/30		Azusa Pacific		L	10	5-7
2/2	@	Biola		L		9-11
2/6		Grand Canyon		W		6-5
2/10	@	Cal State LA	*	L		2-4
2/11	@	Cal State LA	*	L		3-4
2/13		Cal State LA	*	W		9-2
2/13		Cal State LA	*	W		7-6
2/19		Chico State	*	W		12-2
2/20		Chico State	*	W		7-4
2/20		Chico State	*	W		3-0
2/21		Chico State	*	L	11	3-4
2/25	@	UC Davis	*	L		4-6
2/26	@	UC Davis	*	L		7-8
2/26	@	UC Davis	*	L		0-1
2/27	@	UC Davis	*	L		2-10
3/3		Biola		W		5-2
3/6		U of Pennsylvania		W		21-3
3/6		U of Pennsylvania		W		5-4
3/12		Sonoma State	*	W	10	8-7
3/13		Sonoma State	*	W	12	7-6
3/13		Sonoma State	*	L		3-6
3/14		Sonoma State	*	L		2-3
3/26		Grand Canyon	*	L		3-7
3/27		Grand Canyon	*	L		4-10
3/27		Grand Canyon	*	W		2-1
3/28		Grand Canyon	*	W		9-8
3/30		Cal St San Bernardino	*	W		8-7
4/2		Cal St San Bernardino	*	W		9-2
4/3	@	Cal St San Bernardino	*	W		6-5
4/3	@	Cal St San Bernardino	*	W	8	8-7
4/8		Cal St Dominguez Hills	*	W		13-1
4/9		Cal St Dominguez Hills	*	W		8-6
4/10	@	Cal St Dominguez Hills	*	L		1-4
4/10	@	Cal St Dominguez Hills	*	L		4-10
4/13	@	UC Riverside	*	W		10-8
4/15	@	UC Riverside	*	L		2-10
4/17		UC Riverside	*	L		0-8
4/17		UC Riverside	*	L		10-17
4/20	@	Concordia-Irvine		W		18-7
4/23	@	Stanislaus State	*	L		5-6
4/24	@	Stanislaus State	*	L		7-20
4/24	@	Stanislaus State	*	W		11-5
4/25	@	Stanislaus State	*	W		12-7
4/30	@	San Francisco State	*	L		2-9
5/1	@	San Francisco State	*	L		5-14
5/1	@	San Francisco State	*	W		10-6
5/2	@	San Francisco State	*	L	12	10-11

2000

Head Coach: Mike Ashman

Record: 32-26 (24-15 CCAA)

1/26	@	Azusa Pacific		L		7-8
1/27		Biola		W		3-2
1/28		California Baptist		L		3-4
1/29		Azusa Pacific		L		2-8
2/1		Point Loma		W		21-5
2/2	@	Biola		L		5-6
2/3		Concordia-Irvine		L		3-6
2/9	@	The Masters College		L		2-3
2/11	@	UC Riverside		L		6-10
2/12	@	Cal State LA		L	10	3-4
2/18		UC Riverside	*	L		1-4
2/19	@	UC Riverside	*	L		8-12
2/19	@	UC Riverside	*	L		3-4
2/25		UC Davis	*	W		7-5
2/26		UC Davis	*	L		2-8
2/26		UC Davis	*	W		10-4
2/29	@	California Baptist		W		8-5
3/1		The Masters College		L		5-7
3/3	@	Point Loma		W		7-6
3/4	@	Point Loma		W		8-2
3/11		Sonoma State	*	L		8-11
3/11		Sonoma State	*	W		5-3
3/12		Sonoma State	*	W		8-4
3/12		Sonoma State	*	L		2-5
3/24	@	Grand Canyon	*	W		12-6
3/25	@	Grand Canyon	*	W		11-6
3/25	@	Grand Canyon	*	L		10-11
3/26	@	Grand Canyon	*	L		2-3
3/28	@	Cal St San Bernardino	*	W		16-3
3/30	@	Cal St San Bernardino	*	W		20-8
4/1		Cal St San Bernardino	*	W		7-6
4/1		Cal St San Bernardino	*	W		5-4
4/4	@	Cal St Dominguez Hills	*	W		6-1
4/6	@	Cal St Dominguez Hills	*	L		3-7
4/8		Cal St Dominguez Hills	*	W		4-3
4/8		Cal St Dominguez Hills	*	W	8	2-1
4/10		UC Riverside	*	L		10-11
4/11		Cal State LA	*	W		8-0
4/13		Cal State LA	*	L		5-9
4/15	@	Cal State LA	*	L		9-11
4/15	@	Cal State LA	*	L		3-9
4/18	@	Concordia-Irvine		W		5-3
4/20		Stanislaus State	*	W	10	6-5
4/21		Stanislaus State	*	W		6-5
4/22		Stanislaus State	*	W		11-2
4/22		Stanislaus State	*	W		5-0
4/28		San Francisco State	*	W		11-0
4/29		San Francisco State	*	W		8-6
4/29		San Francisco State	*	W		13-12
4/30		San Francisco State	*	W		7-4
5/5	@	Chico State	*	W	13	4-3
5/6	@	Chico State	*	L		1-4
5/6	@	Chico State	*	W		6-5
5/7	@	Chico State	*	L		3-7
5/11	@	Chico State	#	W		10-2
5/12	vs	Grand Canyon	#	W		9-2
5/13	@	Chico State	#	L		2-4
5/13	@	Chico State	#	L		1-4

 # Chico, CA

2001

Head Coach: Mike Ashman

Record: 31-24 (23-17 CCAA)

1/27		Azusa Pacific		L		3-6
1/30	@	Azusa Pacific		L		5-7
1/31		Biola		L		5-6
2/2		Colorado Mesa		W		5-1
2/2		Colorado Mesa		W		5-1
2/3		UC Davis		W		4-3
2/6	@	Biola		L		6-8
2/9		CSU-Pueblo		W		6-4
2/10		CSU-Pueblo		W		6-3
2/11		CSU-Pueblo		L		8-11
2/16		Cal State LA	*	W		2-1
2/16		Cal State LA	*	W		8-2
2/17		Cal State LA	*	W		5-4
2/17		Cal State LA	*	W		6-2
2/23		Western Oregon		W		7-4
3/1	@	Sonoma State	*	L		9-11
3/1	@	Sonoma State	*	L		7-14
3/2	@	Sonoma State	*	L	10	4-5
3/3	@	Sonoma State	*	W		9-6
3/9	@	UC Davis	*	L		1-7
3/10	@	UC Davis	*	W		21-7
3/10	@	UC Davis	*	W		10-9
3/11	@	UC Davis	*	L		5-6

CCAA Tournament
NCAA Tournament

3/18	@	CSUN		W		7-4
3/23		Grand Canyon	*	W		9-4
3/24		Grand Canyon	*	W		8-5
3/24		Grand Canyon	*	L		6-8
3/25		Grand Canyon	*	W		5-3
3/29		Cal St San Bernardino	*	L		4-5
3/30		Cal St San Bernardino	*	L		11-14
3/31	@	Cal St San Bernardino	*	L		2-4
3/31	@	Cal St San Bernardino	*	L	8	8-9
4/5		Cal St Dominguez Hills	*	W		4-2
4/6		Cal St Dominguez Hills	*	W		3-1
4/8	@	Cal St Dominguez Hills	*	L		7-9
4/8	@	Cal St Dominguez Hills	*	L		3-4
4/12	@	UC San Diego	*	W		11-8
4/13	@	UC San Diego	*	W		4-2
4/14		UC San Diego	*	W		10-1
4/14		UC San Diego	*	W		4-3
4/21	@	Stanislaus State	*	W		6-5
4/21	@	Stanislaus State	*	L		0-3
4/22	@	Stanislaus State	*	L		2-3
4/22	@	Stanislaus State	*	W		7-1
4/27	@	San Francisco State	*	W		10-4
4/28	@	San Francisco State	*	W	14	12-9
4/28	@	San Francisco State	*	W		12-4
4/29	@	San Francisco State	*	L		11-12
5/3		Chico State	*	L		5-8
5/4		Chico State	*	L		4-16
5/5		Chico State	*	W		12-3
5/5		Chico State	*	W		7-4
5/10	vs	Sonoma State	#	W		13-12
5/11	vs	Cal St San Bernardino	#	L		3-4
5/11	vs	Sonoma State	#	L		3-12

 # Chico, CA

2002

Head Coach: Mike Ashman

Record: 31-22-1 (20-20 CCAA)

1/24	@	Azusa Pacific		L		5-8
1/26		Azusa Pacific		W		15-7
1/29	@	Biola		W		10-1
1/30		Concordia-Irvine		W		10-8
1/31		Biola		T		14-14
2/8		Colorado Mesa		W		2-1
2/9		Colorado Mesa		W		4-3
2/9		UC Davis		L		8-16
2/14	@	Cal State LA	*	W		3-2
2/15	@	Cal State LA	*	W		7-6
2/16	@	Cal State LA	*	W		7-6
2/16	@	Cal State LA	*	W		13-7
2/21	@	Cal St San Bernardino	*	L		0-1
2/22	@	Cal St San Bernardino	*	L		2-12
2/23		Cal St San Bernardino	*	W		5-3
2/23		Cal St San Bernardino	*	L		7-12
3/1	@	Grand Canyon	*	L		2-5
3/2	@	Grand Canyon	*	L		3-11
3/2	@	Grand Canyon	*	L		4-5
3/3	@	Grand Canyon	*	L		2-8
3/7		UC San Diego	*	W		6-2
3/8		UC San Diego	*	L		1-8
3/9	@	UC San Diego	*	L		1-8
3/9	@	UC San Diego	*	L		1-4
3/13		Biola		W		22-11
3/14	@	Point Loma		W		7-2
3/24	@	Sonoma State	*	L		1-2
3/24	@	Sonoma State	*	W		3-2
3/25	@	Sonoma State	*	W		9-5
3/25	@	Sonoma State	*	L		1-3
3/28	@	Cal St Dominguez Hills	*	W		6-3
3/29	@	Cal St Dominguez Hills	*	W		16-6
3/30		Cal St Dominguez Hills	*	W		11-8
3/30		Cal St Dominguez Hills	*	W		2-0
4/5	@	Chico State	*	L		9-11
4/6	@	Chico State	*	L		1-5
4/6	@	Chico State	*	W		8-6
4/7	@	Chico State	*	L		1-5
4/12		Hawaii Pacific		W		7-1
4/12		Hawaii Pacific		W		3-2
4/13		Hawaii Pacific		W		10-9
4/13		Hawaii Pacific		W		8-6
4/19		San Francisco State	*	W		20-5
4/20		San Francisco State	*	L		7-11
4/20		San Francisco State	*	W		3-2
4/21		San Francisco State	*	W		8-3
4/26		UC Davis	*	L		6-13
4/27		UC Davis	*	L	10	3-7
4/27		UC Davis	*	L		1-6
4/28		UC Davis	*	W		8-7
5/3		Stanislaus State	*	L		5-10
5/4		Stanislaus State	*	W		5-4
5/4		Stanislaus State	*	W		4-3
5/5		Stanislaus State	*	W		12-10

2003

Head Coach: Mike Ashman

Record: 15-39 (10-29 CCAA)

2/1		Azusa Pacific		W		10-1
2/1	@	Azusa Pacific		L		2-4
2/4	@	Biola		L		2-9
2/5		Biola		L		0-6
2/7		UC Davis		L		4-9
2/8		UC Davis		L		3-5
2/8	@	Cal St San Bernardino		L		2-3
2/15	@	UC San Diego	*	W		5-2
2/15	@	UC San Diego	*	L		3-10
2/16		UC San Diego	*	L		3-6
2/16		UC San Diego	*	L		5-8
2/21		Grand Canyon	*	L		5-6
2/22		Grand Canyon	*	L		5-6
2/22		Grand Canyon	*	W		5-3
2/23		Grand Canyon	*	L		6-10
2/28		Cal St San Bernardino	*	L		3-18
3/1	@	Cal St San Bernardino	*	L		0-7
3/1	@	Cal St San Bernardino	*	L		4-8
3/3		Cal St San Bernardino	*	L		3-11
3/6		Cal St Dominguez Hills	*	W		8-4
3/7		Cal St Dominguez Hills	*	L		6-13
3/8	@	Cal St Dominguez Hills	*	W		12-6
3/8	@	Cal St Dominguez Hills	*	L	8	6-7
3/13	@	Cal State LA	*	L		6-7
3/13	@	Cal State LA	*	W		9-5
3/14		Cal State LA	*	W		7-6
3/22	@	Concordia-Irvine		L		4-9
3/22	@	Concordia-Irvine		L		3-4
3/25		Cal State LA	*	L		5-11
3/28		Chico State	*	L		6-13
3/29		Chico State	*	L		4-19
3/29		Chico State	*	L		0-3
3/30		Chico State	*	L		9-13
4/1	@	Point Loma		W		9-3
4/5	@	Stanislaus State	*	L		2-3
4/5	@	Stanislaus State	*	L		3-4
4/6	@	Stanislaus State	*	W		3-0
4/6	@	Stanislaus State	*	L		0-4
4/11		Sonoma State	*	W		12-5
4/12		Sonoma State	*	L		1-7
4/12		Sonoma State	*	L		4-8
4/13		Sonoma State	*	L		1-13
4/15	@	Biola		L		0-12
4/16		The Masters College		W		10-9
4/17		California Baptist		L		4-6
4/21		Hawaii Pacific		W		3-1
4/22		Hawaii Pacific		W		13-8
4/25	@	San Francisco State	*	L		0-6
4/26	@	San Francisco State	*	L		1-2
4/26	@	San Francisco State	*	L	8	4-5
4/27	@	San Francisco State	*	W		12-6
5/2	@	UC Davis	*	L	12	4-6
5/4	@	UC Davis	*	W		10-4
5/4	@	UC Davis	*	L		6-8

2004

Head Coach: Mike Ashman

Record: 26-25-2 (19-20-1 CCAA)

1/31	vs	Cal State LA	#	W		13-3
2/1		Cal St San Bernardino		L		3-10
2/3		Biola		T		5-5
2/6		UC Davis		W		4-3
2/7	@	Azusa Pacific		W		5-3
2/7	@	Azusa Pacific		L		0-1
2/9	@	Biola		L		5-7
2/12	@	Cal St San Bernardino	*	W		9-5
2/13	@	Cal St San Bernardino	*	L		2-12
2/14		Cal St San Bernardino	*	W		11-2
2/14		Cal St San Bernardino	*	W		4-2
2/20		Stanislaus State	*	W		8-0
2/20		Stanislaus State	*	W		7-4
2/21		Stanislaus State	*	W	11	5-4
2/21		Stanislaus State	*	T		5-5
2/26		UC San Diego	*	L		1-5
2/27		UC San Diego	*	W		3-1
2/28	@	UC San Diego	*	L		5-15
2/28	@	UC San Diego	*	W		4-2
3/4		Cal State LA	*	L		0-3
3/5		Cal State LA	*	L		2-6
3/6	@	Cal State LA	*	L		1-3
3/6	@	Cal State LA	*	W		5-4
3/11	@	Cal St Dominguez Hills	*	W		4-2
3/12	@	Cal St Dominguez Hills	*	W		18-5
3/13		Cal St Dominguez Hills	*	L		6-7
3/13		Cal St Dominguez Hills	*	W		6-2
3/24	@	California Baptist		W		10-0
3/26		Hawaii Pacific		W		10-3
3/26		Hawaii Pacific		L		2-3
3/27		Hawaii Pacific		L		6-7
3/27		Hawaii Pacific		W		6-2
4/3	@	Grand Canyon	*	L		0-4
4/3	@	Grand Canyon	*	L		5-11
4/4	@	Grand Canyon	*	W		17-2
4/4	@	Grand Canyon	*	L		3-4
4/9		San Francisco State	*	L		10-13
4/9		San Francisco State	*	L		3-4
4/10		San Francisco State	*	L		2-10
4/10		San Francisco State	*	L		3-11
4/16	@	Sonoma State	*	W		5-4
4/17	@	Sonoma State	*	W		4-2
4/17	@	Sonoma State	*	L		0-6
4/18	@	Sonoma State	*	L		0-8
4/20	@	CSUN		W		9-8
4/23		UC Davis	*	W		5-1
4/24		UC Davis	*	L		9-10
4/24		UC Davis	*	L		3-9
4/25		UC Davis	*	W		8-4
4/30	@	Chico State	*	L		1-5
5/1	@	Chico State	*	W		6-3
5/1	@	Chico State	*	W		7-0
5/2	@	Chico State	*	L		4-6

 # Carson, CA

2005

Head Coach: Mike Ashman

Record: 30-23 (25-14 CCAA)

CCAA SOUTH DIVISION CHAMPIONS

2/1		Biola		L		0-1
2/2	@	Azusa Pacific		L		2-6
2/5		Chico State		L		0-7
2/5		Chico State		W		5-3
2/13	@	Cal State LA	*	W		12-0
2/13	@	Cal State LA	*	W		7-0
2/14	@	Cal State LA	*	L		0-5
2/18		Chico State	*	W		3-2
2/20		Chico State	*	L		1-2
2/20		Chico State	*	W		5-4
2/23	@	California Baptist		W		8-0
2/25	@	Cal St San Bernardino	*	W		14-6
2/26	@	Cal St San Bernardino	*	L		2-11
2/26	@	Cal St San Bernardino	*	L		3-4
3/1	@	Biola		L		3-13
3/5		Cal St Dominguez Hills	*	W		9-0
3/5		Cal St Dominguez Hills	*	W		7-1
3/6		Cal St Dominguez Hills	*	W		9-2
3/9		Northern Kentucky		L		8-9
3/11		Sonoma State	*	W		11-0
3/12		Sonoma State	*	W		5-0
3/12		Sonoma State	*	W		7-6
3/13		Sonoma State	*	L		2-7
3/20		UC San Diego	*	W		7-3
3/21		UC San Diego	*	L		3-7
3/21		UC San Diego	*	W		7-0
3/25	@	Cal St Dominguez Hills	*	L		3-5
3/26	@	Cal St Dominguez Hills	*	W		2-1
3/26	@	Cal St Dominguez Hills	*	W		10-8
3/29		Azusa Pacific		W		8-7
3/30	@	Concordia-Irvine		L		7-8
4/1		Concordia-Irvine		W		8-4
4/9	@	San Francisco State	*	W		5-1
4/9	@	San Francisco State	*	W		3-1
4/10	@	San Francisco State	*	L		8-9
4/10	@	San Francisco State	*	L		3-6
4/15	@	UC San Diego	*	W		6-3
4/16	@	UC San Diego	*	W		7-5
4/16	@	UC San Diego	*	L		0-5
4/19		Grand Canyon		L		10-14
4/22		Cal State LA	*	L		2-5
4/23		Cal State LA	*	L		5-6
4/23		Cal State LA	*	L		2-9
4/30	@	Stanislaus State	*	W		5-3
4/30	@	Stanislaus State	*	W		9-8
5/1	@	Stanislaus State	*	W		5-4
5/1	@	Stanislaus State	*	W		6-0
5/6		Cal St San Bernardino	*	W		10-8
5/7		Cal St San Bernardino	*	W		9-6
5/7		Cal St San Bernardino	*	L		0-1
5/12	vs	UC San Diego	#	W		6-4
5/13	@	Chico State	#	L		2-6
5/13	vs	UC San Diego	#	L		5-8

 # Chico, CA

2006

Head Coach: Mike Ashman

Record: 20-31 (15-20 CCAA)

2/2		Cal St Dominguez Hills		W		7-4
2/3		Cal State LA		L		2-10
2/4	@	Cal State LA		L		10-15
2/4	@	Cal State LA		L		5-7
2/8		Biola		L		2-3
2/9	vs	Cal St Dominguez Hills	#	L		1-2
2/11	@	Cal St San Bernardino	#	L		2-9
2/12	vs	Cal State LA	#	L		3-5
2/15	@	Cal St Dominguez Hills		L		8-11
2/18		UC San Diego		L		3-7
2/18		UC San Diego		L		5-8
2/19	@	UC San Diego		W		11-6
2/19	@	UC San Diego		L		4-8
2/24	@	Sonoma State	*	L		6-7
2/25	@	Sonoma State	*	W		6-3
2/25	@	Sonoma State	*	W		1-0
2/26	@	Sonoma State	*	W		12-7
3/3		San Francisco State	*	W		13-7
3/4		San Francisco State	*	L	11	9-10
3/4		San Francisco State	*	W		3-2
3/5		San Francisco State	*	L		7-8
3/9	@	Cal St San Bernardino	*	L		4-8
3/10	@	Cal St San Bernardino	*	L		1-4
3/12		Cal St San Bernardino	*	W		6-4
3/12		Cal St San Bernardino	*	W		4-3
3/24		Cal St Monterey Bay	*	W		9-0
3/25		Cal St Monterey Bay	*	L		10-13
3/25		Cal St Monterey Bay	*	W		2-0
3/26		Cal St Monterey Bay	*	W		11-0
4/1	@	Chico State	*	L	12	4-5
4/1	@	Chico State	*	W		4-3
4/2	@	Chico State	*	L	11	6-7
4/6	@	UC San Diego	*	L		3-4
4/7	@	UC San Diego	*	L		7-10
4/8		UC San Diego	*	L		1-6
4/8		UC San Diego	*	W		12-3
4/13		Cal State LA	*	L		2-3
4/13		Cal State LA	*	L		1-6
4/15	@	Cal State LA	*	W		5-1
4/15	@	Cal State LA	*	L		4-8
4/21	@	Grand Canyon		W		10-5
4/22	@	Grand Canyon		W	10	14-10
4/22	@	Grand Canyon		W		4-2
4/28		Stanislaus State	*	L		2-3
4/29		Stanislaus State	*	W		3-2
4/29		Stanislaus State	*	W		5-3
4/30		Stanislaus State	*	L		3-19
5/4		Cal St Dominguez Hills	*	L		3-6
5/5		Cal St Dominguez Hills	*	L		6-17
5/6	@	Cal St Dominguez Hills	*	L		6-10
5/6	@	Cal St Dominguez Hills	*	L		6-19

 # San Bernardino, CA

2007

Head Coach: Mike Ashman

Record: 20-31 (10-26 CCAA)

2/3	@	Cal St San Bernardino		L		3-8
2/3	@	Cal St San Bernardino		W		11-4
2/9	vs	New Mexico Highlands #		W		11-5
2/10	vs	Colorado Mesa #		W		6-5

CCAA Tournament

NCAA Tournament

2/11	vs	CSU-Pueblo #		L		4-17
2/11	@	Dixie State		L		6-12
2/16		Saint Martin's		W		17-4
2/17		Saint Martin's		W		4-3
2/17		Saint Martin's		L		4-7
2/18		Saint Martin's		W		6-5
2/22		UC San Diego	*	W		4-3
2/23		UC San Diego	*	L		1-2
2/24	@	UC San Diego	*	L		4-12
2/24	@	UC San Diego	*	L		0-5
3/1	@	Cal State LA	*	L		2-5
3/2	@	Cal State LA	*	L		6-11
3/3		Cal State LA	*	L		6-12
3/3		Cal State LA	*	L		0-5
3/8		Cal St San Bernardino	*	L		1-5
3/9		Cal St San Bernardino	*	L		3-4
3/10	@	Cal St San Bernardino	*	L		3-11
3/10	@	Cal St San Bernardino	*	W		2-1
3/17		Pace Univ.		W		6-1
3/17		Pace Univ.		L		4-7
3/23		Chico State	*	L		2-11
3/24		Chico State	*	L		5-13
3/24		Chico State	*	L		1-5
3/25		Chico State	*	L		12-14
3/30	@	San Francisco State	*	W	10	7-4
3/30	@	San Francisco State	*	W		5-3
3/31	@	San Francisco State	*	W		15-10
3/31	@	San Francisco State	*	W		4-0
4/5	@	Cal St Dominguez Hills	*	L		4-11
4/6	@	Cal St Dominguez Hills	*	L		7-8
4/7		Cal St Dominguez Hills	*	L		6-7
4/7		Cal St Dominguez Hills	*	W		11-0
4/13	@	Stanislaus State	*	W		8-1
4/14	@	Stanislaus State	*	L		1-7
4/15	@	Stanislaus State	*	W		5-3
4/15	@	Stanislaus State	*	L		2-3
4/21		Sonoma State	*	L		1-10
4/21		Sonoma State	*	L		0-11
4/22		Sonoma State	*	L		7-18
4/22		Sonoma State	*	W		8-6
4/27	@	Cal St Monterey Bay	*	L		1-15
4/27	@	Cal St Monterey Bay	*	L		2-9
4/28	@	Cal St Monterey Bay	*	L		11-20
4/28	@	Cal St Monterey Bay	*	L		3-4
5/2		Grand Canyon		W		14-8
5/3		Grand Canyon		W		11-0
5/3		Grand Canyon		W		6-5

 # St. George, UT

2008

Head Coach: Mike Ashman

Record: 16-31 (13-21 CCAA)

2/1		Cal State LA		L		1-3
2/2	@	Cal State LA		L		8-10
2/2	@	Cal State LA		L		4-11
2/7		Cal St San Bernardino		L		4-5
2/9		CSU-Pueblo		L		5-8
2/10		CSU-Pueblo		L		6-9
2/16	@	Grand Canyon		W		14-5
2/16	@	Grand Canyon		W		3-1
2/17	@	Grand Canyon		W	10	9-7
2/22	@	Sonoma State	*	L		4-6
2/23	@	Sonoma State	*	L		0-7
2/28	@	UC San Diego	*	L		5-10
2/29	@	UC San Diego	*	L		2-3
3/1		UC San Diego	*	L		4-6
3/1		UC San Diego	*	L		0-2
3/6		Cal St Dominguez Hills	*	L		3-9
3/7		Cal St Dominguez Hills	*	W		11-0
3/8	@	Cal St Dominguez Hills	*	L		9-11
3/8	@	Cal St Dominguez Hills	*	W		11-6
3/13	@	Cal St San Bernardino	*	L		0-5
3/14	@	Cal St San Bernardino	*	W	11	9-7
3/15		Cal St San Bernardino	*	W		4-1
3/15		Cal St San Bernardino	*	L	8	2-4
3/28		Dixie State		L		4-6
3/29		Dixie State		L		4-5
3/29		Dixie State		L		4-7
3/30		Dixie State		L		3-5
4/4	@	Chico State	*	L		0-9
4/5	@	Chico State	*	L		1-10
4/5	@	Chico State	*	L		5-7
4/6	@	Chico State	*	L		5-7
4/11		Cal St Monterey Bay	*	W		15-10
4/12		Cal St Monterey Bay	*	W		18-3
4/12		Cal St Monterey Bay	*	L		3-9
4/13		Cal St Monterey Bay	*	W		11-4
4/17		San Francisco State	*	W		10-5
4/19		San Francisco State	*	W		11-0
4/19		San Francisco State	*	W		5-2
4/20		San Francisco State	*	W		8-2
4/24		Cal State LA	*	L		2-8
4/25		Cal State LA	*	L		4-14
4/26	@	Cal State LA	*	W		3-1
4/26	@	Cal State LA	*	L		6-11
5/2		Stanislaus State	*	W		7-6
5/3		Stanislaus State	*	L		5-15
5/3		Stanislaus State	*	L		0-11
5/4		Stanislaus State	*	L		8-13

2009

Head Coach: Mike Ashman

Record: 26-23 (16-20 CCAA)

2/4		Cal St Dominguez Hills		W		7-6
2/5		Cal St Dominguez Hills		W		7-4
2/8	@	Cal St Dominguez Hills		L		1-5
2/8	@	Cal St Dominguez Hills		L		4-14
2/10		La Verne		W		3-1
2/11	@	Cal State LA		L		7-9
2/14		Avila Univ.		W		6-3
2/18		Biola		W		9-3
2/20	@	Stanislaus State	*	L		2-12
2/21	@	Stanislaus State	*	W		6-1
2/21	@	Stanislaus State	*	L		4-6
2/22	@	Stanislaus State	*	L		2-4
2/27		Chico State	*	W		16-13
2/28		Chico State	*	L	10	10-12
2/28		Chico State	*	L		1-8
3/1		Chico State	*	L		5-6
3/7	@	Cal St Monterey Bay	*	L		6-7
3/7	@	Cal St Monterey Bay	*	L		6-9
3/8	@	Cal St Monterey Bay	*	W		15-2
3/8	@	Cal St Monterey Bay	*	W		7-5
3/12	@	Cal St Dominguez Hills	*	L		4-21
3/13	@	Cal St Dominguez Hills	*	W		18-11
3/14		Cal St Dominguez Hills	*	W		3-2
3/14		Cal St Dominguez Hills	*	W		6-5
3/22	@	Grand Canyon		W		7-3
3/22	@	Grand Canyon		W		10-1
3/27		Sonoma State	*	W		14-7
3/28		Sonoma State	*	L		4-6
3/28		Sonoma State	*	W		7-6
3/29		Sonoma State	*	L		0-6
4/2		Cal St San Bernardino	*	L		5-6
4/3		Cal St San Bernardino	*	W		11-1
4/4	@	Cal St San Bernardino	*	W		2-0
4/4	@	Cal St San Bernardino	*	W		5-1
4/10	@	San Francisco State	*	W		7-4
4/10	@	San Francisco State	*	L		6-14
4/11	@	San Francisco State	*	W		16-15
4/11	@	San Francisco State	*	L		2-3
4/18		Academy of Art		W		10-3
4/18		Academy of Art		W		8-5
4/19		Academy of Art		W		13-8
4/23	@	Cal State LA	*	L		1-3
4/24	@	Cal State LA	*	L		5-10
4/25		Cal State LA	*	W		6-2
4/25		Cal State LA	*	L		2-11
4/30		UC San Diego	*	W		3-1
5/1		UC San Diego	*	L		5-19
5/2	@	UC San Diego	*	L		3-7
5/2	@	UC San Diego	*	L		9-11

2010

Head Coach: Mike Ashman

Record: 26-27 (18-22 CCAA)

2/1		Cal State LA		W		7-4
2/2		Concordia-Irvine		L		3-4
2/4	vs	Cal St Dominguez Hills	#	L	10	2-3
2/9		Western Oregon		W		6-2
2/9		Western Oregon		W		6-3
2/11		Saint Martin's		W	10	6-5
2/13		Saint Martin's		W		12-11
2/13		Saint Martin's		L		3-4
2/14		Saint Martin's		W		9-1
2/18		Cal St Monterey Bay	*	W		11-6
2/19		Cal St Monterey Bay	*	L		5-8
2/20		Cal St Monterey Bay	*	W		4-1
2/21		Cal St Monterey Bay	*	W		11-5
2/26	@	Cal St Dominguez Hills	*	L		5-9
2/28		Cal St Dominguez Hills	*	W	10	7-6
2/28		Cal St Dominguez Hills	*	W		5-4
3/1	@	Cal St Dominguez Hills	*	L		8-12
3/5	@	Chico State	*	L		4-22
3/6	@	Chico State	*	L		10-13
3/6	@	Chico State	*	L		3-4
3/7	@	Chico State	*	W	10	7-5
3/12		San Francisco State	*	L		3-6
3/13		San Francisco State	*	W		11-2
3/13		San Francisco State	*	W		5-2
3/14		San Francisco State	*	W		8-4
3/20		Grand Canyon		W		7-3
3/20		Grand Canyon		L		2-4
3/21		Grand Canyon		L		3-5
3/21		Grand Canyon		W		13-11
3/25		UC San Diego	*	L		3-7
3/26		UC San Diego	*	L		2-5
3/27	@	UC San Diego	*	L		0-11
3/27	@	UC San Diego	*	L		2-5
4/1	@	Cal State LA	*	L		4-9
4/2	@	Cal State LA	*	W		7-4
4/3		Cal State LA	*	L		6-7
4/3		Cal State LA	*	W		10-2
4/8		Cal St San Bernardino	*	L		4-6
4/9		Cal St San Bernardino	*	L		0-6
4/10	@	Cal St San Bernardino	*	L		7-11
4/10	@	Cal St San Bernardino	*	W		9-7
4/16	@	Cal State East Bay	*	L		8-9
4/17	@	Cal State East Bay	*	L		1-4
4/17	@	Cal State East Bay	*	W		10-6
4/18	@	Cal State East Bay	*	W		13-8
4/22		Stanislaus State	*	L		0-1
4/24		Stanislaus State	*	L		1-13
4/24		Stanislaus State	*	L		2-4
4/25		Stanislaus State	*	W		17-5
4/30	@	Sonoma State	*	W		11-5
5/1	@	Sonoma State	*	W		7-6
5/1	@	Sonoma State	*	W		8-4
5/2	@	Sonoma State	*	L		9-13

 # Compton, CA

2011

Head Coach: Randy Betten

Record: 36-23 (22-18 CCAA)

2/3	@	Cal St Dominguez Hills		W		5-3
2/4		Saint Martin's		W		5-2
2/4		Saint Martin's		W		7-6
2/5	@	Cal State LA		W		17-9
2/11		Vanguard		W		5-4
2/12	@	Vanguard		W		3-2
2/18		Chico State	*	W		8-1
2/18		Chico State	*	L		0-9
2/20		Chico State	*	L		5-6
2/20		Chico State	*	L		3-4
2/24		Cal St Dominguez Hills	*	W	13	6-5
2/25		Cal St Dominguez Hills	*	W	10	5-4
2/26	@	Cal St Dominguez Hills	*	W		8-6
2/26	@	Cal St Dominguez Hills	*	L		1-5
3/4		Sonoma State	*	L		3-8
3/5		Sonoma State	*	L		2-3
3/5		Sonoma State	*	W		3-0
3/6		Sonoma State	*	W		8-5
3/11	@	Stanislaus State	*	W		4-3
3/12	@	Stanislaus State	*	W		4-3
3/12	@	Stanislaus State	*	W		13-1
3/13	@	Stanislaus State	*	L	10	5-6
3/24	@	UC San Diego	*	L		2-5
3/25	@	UC San Diego	*	L		1-2
3/26		UC San Diego	*	L	11	7-8
3/26		UC San Diego	*	W		5-1
4/1		Cal State East Bay	*	W		19-3
4/2		Cal State East Bay	*	W		14-1
4/2		Cal State East Bay	*	L		0-3
4/3		Cal State East Bay	*	W		9-3
4/5		Grand Canyon		W		7-4
4/8	@	San Francisco State	*	W		6-5
4/9	@	San Francisco State	*	W		5-1
4/9	@	San Francisco State	*	L		0-1
4/10	@	San Francisco State	*	W		6-2
4/14	@	Cal St San Bernardino	*	L		3-6
4/15	@	Cal St San Bernardino	*	W		7-6
4/16		Cal St San Bernardino	*	L		3-5
4/16		Cal St San Bernardino	*	W		7-1
4/20		Concordia-Irvine		L		3-5
4/21		San Diego Christian		W		8-4
4/28	@	Cal St Monterey Bay	*	W		17-3
4/29	@	Cal St Monterey Bay	*	W		15-5
4/29	@	Cal St Monterey Bay	*	L		2-10
4/30	@	Cal St Monterey Bay	*	L		3-5
5/5		Cal State LA	*	W		6-0
5/6		Cal State LA	*	W		12-0
5/7	@	Cal State LA	*	L		2-5
5/7	@	Cal State LA	*	L		2-5
5/12	vs	UC San Diego	#	L		6-9
5/13	vs	Sonoma State	#	W		11-4
5/13	vs	Chico State	#	W		13-2
5/14	vs	UC San Diego	#	W		14-12
5/14	vs	UC San Diego	#	L		2-9
5/19	vs	Western Oregon	$	W		10-4
5/20	vs	Sonoma State	$	L		2-10
5/21	@	UC San Diego	$	W		6-5
5/21	vs	Sonoma State	$	W		5-4
5/22	vs	Sonoma State	$	L		5-8

 # Stockton, CA $ La Jolla, CA

2012

Head Coach: Randy Betten

Record: 31-18 (23-17 CCAA)

2/3		Saint Martin's		W		20-0
2/4		Saint Martin's		W		19-3
2/4		Saint Martin's		W		12-2
2/5		Saint Martin's		W		6-5
2/10		Concordia-Irvine		W	11	7-6
2/11	@	Concordia-Irvine		W		14-8
2/11	@	Concordia-Irvine		W		6-4
2/17		Cal St Monterey Bay	*	W		3-2
2/18		Cal St Monterey Bay	*	L		1-5
2/18		Cal St Monterey Bay	*	L		1-5
2/19		Cal St Monterey Bay	*	W		6-2
2/23		UC San Diego	*	W		10-5
2/24		UC San Diego	*	L		1-6
2/25	@	UC San Diego	*	W		9-3
2/25	@	UC San Diego	*	L		3-4
3/2	@	Chico State	*	W		11-7
3/3	@	Chico State	*	L		2-7
3/3	@	Chico State	*	W		5-1
3/4	@	Chico State	*	L		6-11
3/8	@	Cal St Dominguez Hills	*	W		10-9
3/9	@	Cal St Dominguez Hills	*	L		8-9
3/10		Cal St Dominguez Hills	*	W		11-4
3/10		Cal St Dominguez Hills	*	W	8	5-3
3/22	@	Sonoma State	*	L		4-5
3/22	@	Sonoma State	*	W		5-1
3/23	@	Sonoma State	*	L		2-4
3/23	@	Sonoma State	*	L		2-9
3/29		Cal St San Bernardino	*	W	10	3-2
3/30		Cal St San Bernardino	*	L		4-5
3/31	@	Cal St San Bernardino	*	L		2-7
3/31	@	Cal St San Bernardino	*	W		5-0
4/5		San Francisco State	*	W		8-2
4/6		San Francisco State	*	W		5-0
4/7		San Francisco State	*	W		20-4
4/7		San Francisco State	*	L		2-3
4/10		Grand Canyon		W		16-4
4/14		Stanislaus State	*	W		4-2
4/15		Stanislaus State	*	L		0-1
4/15		Stanislaus State	*	W		7-2
4/16		Stanislaus State	*	W		3-1
4/17	@	Azusa Pacific		L		4-11
4/20	@	Cal State LA	*	L		6-9
4/21		Cal State LA	*	W		6-0
4/21		Cal State LA	*	L		1-4
4/22	@	Cal State LA	*	L	11	2-3
4/27	@	Cal State East Bay	*	W		9-4
4/28	@	Cal State East Bay	*	W		5-0
4/28	@	Cal State East Bay	*	W		6-3
4/29	@	Cal State East Bay	*	W		16-3

CCAA Tournament
NCAA Tournament

ALL-TIME RESULTS

2013

Head Coach: Randy Betten

Record: 26-24 (18-22 CCAA)

2/1		Saint Martin's		W		9-2
2/2		Saint Martin's		W		18-9
2/2		Saint Martin's		W		4-1
2/3		Saint Martin's		W		4-0
2/7		California Baptist		W		6-5
2/9	@	California Baptist		W		5-2
2/9	@	California Baptist		W		6-2
2/14	@	Cal St San Bernardino	*	W		11-6
2/15	@	Cal St San Bernardino	*	L	12	5-6
2/16		Cal St San Bernardino	*	W		11-6
2/16		Cal St San Bernardino	*	L		10-11
2/21		Cal State LA	*	L	15	5-9
2/22		Cal State LA	*	W	10	8-7
2/23	@	Cal State LA	*	L		3-9
2/23	@	Cal State LA	*	L		0-3
2/28	@	UC San Diego	*	L		6-7
3/1	@	UC San Diego	*	W		10-8
3/2		UC San Diego	*	W		6-0
3/2		UC San Diego	*	L		2-5
3/7		Cal St Dominguez Hills	*	L		4-10
3/9	@	Cal St Dominguez Hills	*	W		14-2
3/9	@	Cal St Dominguez Hills	*	W		8-0
3/10		Cal St Dominguez Hills	*	L		8-11
3/15	@	San Francisco State	*	W		8-1
3/16	@	San Francisco State	*	L		4-5
3/16	@	San Francisco State	*	W		7-0
3/17	@	San Francisco State	*	W		11-1
3/25	@	Grand Canyon		L		2-3
3/26	@	Grand Canyon		L		6-7
3/28		Sonoma State	*	L		5-7
3/29		Sonoma State	*	W		10-5
3/30		Sonoma State	*	L		1-3
3/30		Sonoma State	*	L		0-6
4/5	@	Stanislaus State	*	W		17-2
4/6	@	Stanislaus State	*	W		7-3
4/6	@	Stanislaus State	*	W		4-0
4/7	@	Stanislaus State	*	W		8-4
4/10		Azusa Pacific		W		21-11
4/12		Chico State	*	L		2-8
4/13		Chico State	*	L		1-5
4/13		Chico State	*	W		1-0
4/14		Chico State	*	L		0-3
4/19	@	Cal St Monterey Bay	*	L		4-9
4/20	@	Cal St Monterey Bay	*	L		2-10
4/20	@	Cal St Monterey Bay	*	L		3-7
4/21	@	Cal St Monterey Bay	*	L		5-7
5/3		Cal State East Bay	*	L		6-7
5/4		Cal State East Bay	*	L		4-5
5/4		Cal State East Bay	*	W		3-2
5/5		Cal State East Bay	*	W		2-1

2014

Head Coach: Randy Betten

Record: 36-23 (22-18 CCAA)

2/1	@	Point Loma		W		5-4
2/1	@	Point Loma		W		4-3
2/3		Point Loma		W		7-6
2/7		Dixie State		W		3-1
2/8		Dixie State		W		12-0
2/9		Dixie State		W	10	6-5
2/14		Cal St Monterey Bay	*	W		6-2
2/15		Cal St Monterey Bay	*	W		8-7
2/15		Cal St Monterey Bay	*	W	9	4-3
2/16		Cal St Monterey Bay	*	W		5-4
2/20		UC San Diego	*	L		2-4
2/21		UC San Diego	*	W	11	8-7
2/22	@	UC San Diego	*	L		5-6
2/22	@	UC San Diego	*	W		6-4
2/27	@	Cal St Dominguez Hills	*	L		2-10
2/27	@	Cal St Dominguez Hills	*	W		14-2
3/3		Cal St Dominguez Hills	*	W		12-3
3/6	@	Cal State LA	*	L		0-7
3/7	@	Cal State LA	*	W		6-5
3/8		Cal State LA	*	W		6-0
3/8		Cal State LA	*	W		4-3
3/14	@	Cal State East Bay	*	L		3-6
3/15	@	Cal State East Bay	*	W		7-2
3/15	@	Cal State East Bay	*	L		2-5
3/16	@	Cal State East Bay	*	W		7-2
3/22	@	California Baptist		L		3-5
3/22	@	California Baptist		W		15-4
3/25		Cal St Dominguez Hills	*	W		6-4
4/4		San Francisco State	*	W		4-0
4/5		San Francisco State	*	W		3-2
4/5		San Francisco State	*	L		0-1
4/6		San Francisco State	*	W		6-3
4/10		Cal St San Bernardino	*	L		0-3
4/11		Cal St San Bernardino	*	W		6-3
4/12	@	Cal St San Bernardino	*	W		6-5
4/12	@	Cal St San Bernardino	*	L		1-2
4/17		Stanislaus State	*	W		10-0
4/18		Stanislaus State	*	L		3-4
4/18		Stanislaus State	*	W		6-1
4/19		Stanislaus State	*	W		8-4
4/26	@	Chico State	*	L		2-3
4/26	@	Chico State	*	L		2-4
4/27	@	Chico State	*	W		6-4
4/29	@	Azusa Pacific		W		10-6
5/8	vs	Sonoma State	#	W		9-4
5/9	vs	UC San Diego	#	L	11	4-5
5/10	vs	Chico State	#	L		2-5
5/15	vs	California Baptist	$	L		3-5
5/16	@	UC San Diego	$	L		5-20

 # Stockton, CA $ La Jolla, CA

2015

Head Coach: Randy Betten

Record: 46-17 (28-12 CCAA)

NCAA WEST REGION CHAMPIONS
CCAA CHAMPIONS
CCAA TOURNAMENT CHAMPIONS

2/6	@	Dixie State		W		10-2
2/7	@	Dixie State		W		4-2
2/7	@	Dixie State		W		10-4
2/8	@	Dixie State		W		6-4
2/13	@	Azusa Pacific		L	10	1-2
2/14		Azusa Pacific		W		5-3
2/19	@	Cal St San Bernardino	*	L		3-4
2/20	@	Cal St San Bernardino	*	W		8-7
2/21		Cal St San Bernardino	*	W		6-5
2/21		Cal St San Bernardino	*	W		3-0
2/26		California Baptist		W		3-2
2/27	@	California Baptist		L	10	2-3
2/27	@	California Baptist		W	8	1-0
2/28		California Baptist		W		6-1
3/6	@	Cal St Monterey Bay	*	L		3-12
3/7	@	Cal St Monterey Bay	*	W		9-4
3/7	@	Cal St Monterey Bay	*	W		2-0
3/8	@	Cal St Monterey Bay	*	W		1-0
3/13	@	Sonoma State	*	L		3-5
3/14	@	Sonoma State	*	W		9-6
3/14	@	Sonoma State	*	L		3-4
3/15	@	Sonoma State	*	W		4-0
3/20		Chico State	*	W	10	6-5
3/21		Chico State	*	L		10-11
3/21		Chico State	*	W		3-1
3/22		Chico State	*	W		7-3
3/26	@	Cal St Dominguez Hills	*	W		7-2
3/27	@	Cal St Dominguez Hills	*	W		13-6
3/28		Cal St Dominguez Hills	*	L		6-7
3/28		Cal St Dominguez Hills	*	W		12-3
4/2	@	UC San Diego	*	L	11	3-4
4/3	@	UC San Diego	*	W		5-2
4/4		UC San Diego	*	W		8-3
4/4		UC San Diego	*	W		11-7
4/10		Cal State East Bay	*	L		4-7
4/11		Cal State East Bay	*	W		9-2
4/11		Cal State East Bay	*	L		1-3
4/12		Cal State East Bay	*	W		8-1
4/16		Cal State LA	*	W		2-1
4/17		Cal State LA	*	W		6-4
4/18	@	Cal State LA	*	W		13-2
4/18	@	Cal State LA	*	W		4-1
4/24		Stanislaus State	*	W		3-1
4/25		Stanislaus State	*	L		8-11
4/25		Stanislaus State	*	L		0-3
4/26		Stanislaus State	*	W		7-0
5/1	@	San Francisco State	*	W		8-1
5/2	@	San Francisco State	*	W		8-5
5/2	@	San Francisco State	*	W		5-1
5/3	@	San Francisco State	*	L		2-7
5/7	vs	Cal St Dominguez Hills	&	W		6-1
5/8	vs	UC San Diego	&	W		2-1
5/9	vs	Cal St Dominguez Hills	&	W		4-0
5/15		Point Loma	#	W		12-0
5/15		Dixie State	#	L		1-2
5/16		California Baptist	#	W		6-4
5/16		Azusa Pacific	#	W		6-2
5/18		UC San Diego	#	W		7-4
5/24	vs	Tampa	$	L	10	4-7
5/26	vs	Truman	$	W		13-2
5/27	vs	Mercyhurst	$	W		5-1
5/28	vs	Catawba	$	W		11-2
5/29	vs	Catawba	$	L		6-9

& Stockton, CA # Walnut, CA $ Cary, NC

2016

Head Coach: Randy Betten

Record: 42-19 (26-11 CCAA)

NCAA WEST REGION CHAMPIONS
CCAA SOUTH DIVISION CHAMPIONS

2/4		Concordia-Irvine		W		9-8
2/5		Concordia-Irvine		W		3-0
2/6	@	Concordia-Irvine		L		3-4
2/6	@	Concordia-Irvine		W		12-3
2/12		Cal St San Bernardino		W		8-2
2/13		UT Permian Basin		W		4-2
2/13		UT Permian Basin		W		4-0
2/14	@	UC San Diego		L		2-6
2/16	@	Cal St Dominguez Hills		L		2-10
2/22		Vanguard		W		6-3
2/24		Azusa Pacific		W		1-0
2/27	@	San Francisco State	*	L	10	4-5
2/27	@	San Francisco State	*	W		7-4
2/28	@	San Francisco State	*	W		9-4
3/4		Sonoma State	*	W		10-2
3/4		Sonoma State	*	L		3-6
3/5		Sonoma State	*	L		7-8
3/11	@	Cal State San Marcos	*	W		17-11
3/12		Cal State San Marcos	*	W		6-2
3/12		Cal State San Marcos	*	W	8	6-5
3/13	@	Cal State San Marcos	*	W		4-0
3/19		UC San Diego	*	L		3-6
3/20	@	UC San Diego	*	L		0-3
3/20	@	UC San Diego	*	L		1-2
3/21		UC San Diego	*	W		3-2
3/25	@	Cal State East Bay	*	W		5-0
3/26	@	Cal State East Bay	*	W		11-4
3/26	@	Cal State East Bay	*	W		5-4
4/2		Cal St Monterey Bay	*	W		12-2
4/2		Cal St Monterey Bay	*	W		3-2
4/3		Cal St Monterey Bay	*	L		6-23
4/5	@	Azusa Pacific		L		1-4
4/10	@	Stanislaus State	*	L		1-10
4/10	@	Stanislaus State	*	W		6-3
4/16		Chico State	*	W		9-2
4/16		Chico State	*	L		5-13
4/17		Chico State	*	W		10-7
4/21	@	Cal State LA	*	W		13-7
4/22	@	Cal State LA	*	L		4-6
4/23		Cal State LA	*	W		12-2
4/23		Cal State LA	*	W		2-0
4/28	@	Cal St San Bernardino	*	W	10	2-0
4/29	@	Cal St San Bernardino	*	W		12-6
4/30		Cal St San Bernardino	*	W		6-0
4/30		Cal St San Bernardino	*	W		7-1
5/5		Cal St Dominguez Hills	*	W		6-2
5/6		Cal St Dominguez Hills	*	W		4-3
5/7	@	Cal St Dominguez Hills	*	W	10	8-2
5/7	@	Cal St Dominguez Hills	*	L		5-6
5/11	vs	Chico State	&	L		2-6
5/12	vs	Cal St San Bernardino	&	W		6-2
5/13	vs	UC San Diego	&	W		9-6
5/14	vs	Cal State East Bay	&	L		4-7
5/19	vs	Chico State	#	W		11-1
5/20	vs	Cal St Monterey Bay	#	W		14-2
5/21	@	California Baptist	#	W	10	6-5
5/23	@	California Baptist	#	W		7-6
5/28	vs	Southern Indiana	$	W	10	2-1
5/30	vs	Millersville	$	L		3-11
6/1	vs	Central Missouri	$	W		3-0
6/2	vs	Nova Southeastern	$	L		2-5

& Stockton, CA # Riverside, CA $ Cary, NC

2017

Head Coach: Randy Betten

Record: 34-22 (27-11 CCAA)

CCAA SOUTH DIVISION CHAMPIONS

2/2		UCCS		L		3-4
2/3		UCCS		W		8-0
2/3		UCCS		W		4-3
2/4	@	Concordia-Irvine		L		3-5
2/4	@	Concordia-Irvine		L		4-5
2/9		Point Loma		L		6-8
2/11	@	Point Loma		W		14-12
2/13		Point Loma		L		2-6
2/16		Cal St Monterey Bay		W		4-2
2/18		Cal St Monterey Bay		L		6-7
2/19		Cal St Monterey Bay		L		3-5
2/23	@	Cal St Dominguez Hills	*	W		16-4
2/24	@	Cal St Dominguez Hills	*	W		8-3
2/25		Cal St Dominguez Hills	*	W		7-4
2/25		Cal St Dominguez Hills	*	W	8	5-4
3/2		Cal St San Bernardino	*	W		6-2
3/3		Cal St San Bernardino	*	L		0-3
3/4	@	Cal St San Bernardino	*	W		7-3
3/4	@	Cal St San Bernardino	*	W	8	3-2
3/9		Cal State LA	*	W		11-6
3/10		Cal State LA	*	W		12-3
3/11	@	Cal State LA	*	L		7-12
3/11	@	Cal State LA	*	L		2-3
3/18	@	Chico State	*	L		3-7
3/18	@	Chico State	*	L		2-3
3/19	@	Chico State	*	W		8-7
3/25		Stanislaus State	*	L		7-14
3/25		Stanislaus State	*	L		2-4
3/26		Stanislaus State	*	W		7-3
4/1	@	Cal St Monterey Bay	*	L		1-3
4/1	@	Cal St Monterey Bay	*	L		3-4
4/2	@	Cal St Monterey Bay	*	W		11-8
4/8		Cal State East Bay	*	W		4-3
4/8		Cal State East Bay	*	W		10-5
4/9		Cal State East Bay	*	L		3-5
4/13	@	UC San Diego	*	W		7-1
4/14	@	UC San Diego	*	W		9-3
4/15		UC San Diego	*	L		4-7
4/15		UC San Diego	*	W		2-1
4/21		Cal State San Marcos	*	W		28-12
4/22	@	Cal State San Marcos	*	W		7-6
4/22	@	Cal State San Marcos	*	W		16-0
4/23		Cal State San Marcos	*	W		8-4
4/29	@	Sonoma State	*	W		7-0
4/29	@	Sonoma State	*	W		4-2
4/30	@	Sonoma State	*	W		9-1
5/5		San Francisco State	*	W		3-0
5/5		San Francisco State	*	W	11	3-2
5/6		San Francisco State	*	W		8-4
5/10	vs	Cal St Monterey Bay	#	W		6-3
5/11	vs	UC San Diego	#	W	11	9-8
5/12	vs	Chico State	#	L	10	7-8
5/12	vs	UC San Diego	#	L		3-7
5/18	vs	Chico State	$	W	10	8-7
5/19	vs	Dixie State	$	L	10	5-6
5/20	@	Azusa Pacific	$	L		1-10

 # Stockton, CA $ Azusa, CA

2018

Head Coach: Randy Betten

Record: 30-24 (25-19 CCAA)

2/2		UCCS		W		6-1
2/3		UCCS		W		13-4
2/3		UCCS		L		1-10
2/4		UCCS		L		3-8
2/15	@	Concordia-Irvine		L	12	2-3
2/16	@	Concordia-Irvine		W		3-1
2/23		Cal State San Marcos	*	W		5-1
2/24		Cal State San Marcos	*	W		2-1
2/25	@	Cal State San Marcos	*	L		5-6
2/25	@	Cal State San Marcos	*	W		15-1
3/1	@	UC San Diego	*	W		8-3
3/2	@	UC San Diego	*	L		4-6
3/4		UC San Diego	*	W		4-2
3/4		UC San Diego	*	L		7-8
3/8	@	Cal State LA	*	L		5-6
3/9	@	Cal State LA	*	L		2-3
3/11		Cal State LA	*	L		1-3
3/11		Cal State LA	*	L		4-6

CCAA Tournament
NCAA Tournament

3/16	@	Cal St San Bernardino	*	W		9-5
3/17		Cal St San Bernardino	*	W		9-5
3/17		Cal St San Bernardino	*	W		8-1
3/18	@	Cal St San Bernardino	*	W		18-3
3/23	@	San Francisco State	*	W		8-2
3/24	@	San Francisco State	*	W		14-7
3/24	@	San Francisco State	*	W		5-2
3/25	@	San Francisco State	*	L		5-9
3/29		Sonoma State	*	W		11-4
3/30		Sonoma State	*	W		10-3
3/30		Sonoma State	*	L		3-5
3/31		Sonoma State	*	L		7-9
4/7	@	Cal State East Bay	*	L		0-1
4/8	@	Cal State East Bay	*	W		7-0
4/8	@	Cal State East Bay	*	L		1-3
4/9	@	Cal State East Bay	*	L		1-3
4/13		Cal St Monterey Bay	*	W		10-5
4/14		Cal St Monterey Bay	*	L		2-6
4/14		Cal St Monterey Bay	*	W		4-2
4/15		Cal St Monterey Bay	*	L		4-6
4/20	@	Stanislaus State	*	L		0-2
4/21	@	Stanislaus State	*	W		10-9
4/21	@	Stanislaus State	*	W		2-1
4/22	@	Stanislaus State	*	W		6-4
4/27		Chico State	*	L		1-5
4/28		Chico State	*	W		6-3
4/28		Chico State	*	L		0-1
4/29		Chico State	*	W		12-1
5/3		Cal St Dominguez Hills	*	L	10	2-3
5/4		Cal St Dominguez Hills	*	W		7-3
5/5	@	Cal St Dominguez Hills	*	W		8-6
5/5	@	Cal St Dominguez Hills	*	W		13-8
5/9	vs	Chico State	#	L		3-4
5/10	vs	Cal St Monterey Bay	#	W		12-5
5/11	vs	Cal State LA	#	W		13-11
5/12	vs	UC San Diego	#	L		1-5

 # Stockton, CA

2019

Head Coach: Randy Betten

Record: 30-28 (23-21 CCAA)

CCAA TOURNAMENT CHAMPIONS

2/1	@	UCCS		W		14-3
2/2	@	UCCS		L		5-10
2/2	@	UCCS		L		7-20
2/3	@	UCCS		L		6-12
2/8		Hope International		W		3-0
2/9		Hope International		L		3-11
2/16		Cal St Dominguez Hills	*	W		6-0
2/16		Cal St Dominguez Hills	*	W		8-6
2/17	@	Cal St Dominguez Hills	*	W		7-0
2/17	@	Cal St Dominguez Hills	*	W		17-3
2/21		UC San Diego	*	W		5-2
2/22		UC San Diego	*	W		9-0
2/23	@	UC San Diego	*	L		0-6
2/23	@	UC San Diego	*	L		2-9
2/28		Cal State LA	*	L		1-4
3/1	@	Cal State LA	*	W		11-7
3/1	@	Cal State LA	*	L		5-9
3/3		Cal State LA	*	W		11-3
3/8		Cal St San Bernardino	*	W		5-3
3/9	@	Cal St San Bernardino	*	L		1-8
3/9	@	Cal St San Bernardino	*	L		1-6
3/10		Cal St San Bernardino	*	L		1-3
3/15		San Francisco State	*	L		2-8
3/16		San Francisco State	*	L		7-8
3/16		San Francisco State	*	L	9	5-7
3/17		San Francisco State	*	W		4-3
3/23	@	Sonoma State	*	L	11	5-6
3/23	@	Sonoma State	*	W		9-4
3/24	@	Sonoma State	*	L		4-7
3/24	@	Sonoma State	*	L		5-9
3/29		Cal State East Bay	*	W		11-6
3/30		Cal State East Bay	*	L		3-7
3/30		Cal State East Bay	*	L		2-5
3/31		Cal State East Bay	*	W		8-4
4/5	@	Cal St Monterey Bay	*	W		15-5
4/6	@	Cal St Monterey Bay	*	L		3-9
4/6	@	Cal St Monterey Bay	*	L		3-8
4/7	@	Cal St Monterey Bay	*	W		19-0
4/12		Stanislaus State	*	L		5-8
4/13		Stanislaus State	*	W		5-3
4/13		Stanislaus State	*	W		3-2
4/14		Stanislaus State	*	W		3-2
4/18	@	Chico State	*	W		3-1
4/19	@	Chico State	*	L		2-15
4/19	@	Chico State	*	W		4-1
4/20	@	Chico State	*	L		1-4
4/26	@	Cal State San Marcos	*	L		4-7
4/27	@	Cal State San Marcos	*	W		5-3
4/28		Cal State San Marcos	*	W		5-1
4/28		Cal State San Marcos	*	W		9-4
5/8	vs	UC San Diego	#	W		3-2
5/9	vs	Chico State	#	W		17-4
5/10	vs	Cal St Monterey Bay	#	W	11	1-0
5/11	vs	Cal St Monterey Bay	#	L		2-4
5/11	vs	Cal St Monterey Bay	#	W		6-4
5/16	vs	Cal St Monterey Bay	$	W		11-6
5/17	@	Azusa Pacific	$	L		3-15
5/18	@	Azusa Pacific	$	L		2-19

 # Stockton, CA $ Azusa, CA

2020

Head Coach: Randy Betten

Record: 13-8 (11-5 CCAA)

2/7		UCCS		W	12	7-6
2/8		UCCS		L		1-3
2/8		UCCS		W		2-1
2/9		UCCS		L		1-3
2/14	@	UC San Diego	*	L		2-3
2/15	@	UC San Diego	*	L		6-7
2/16		UC San Diego	*	W		4-2
2/16		UC San Diego	*	W	11	6-5
2/21		Cal State LA	*	W		2-1
2/22		Cal State LA	*	W		7-6
2/23	@	Cal State LA	*	W		18-5
2/23	@	Cal State LA	*	W		6-1
2/26		Point Loma		L		3-6
2/28	@	Cal St San Bernardino	*	W		2-0
2/29	@	Cal St San Bernardino	*	L		7-8
3/1		Cal St San Bernardino	*	W		3-1
3/1		Cal St San Bernardino	*	W		2-0
3/6	@	San Francisco State	*	L	15	4-5
3/7	@	San Francisco State	*	W		7-3
3/8	@	San Francisco State	*	W		6-1
3/8	@	San Francisco State	*	L		1-4

Season suspended after 21 games due to COVID-19

2021

Head Coach: Randy Betten

Record: No Season (COVID-19)

2022

Head Coach: Randy Betten

Record: 35-19 (27-12 CCAA)

CCAA TOURNAMENT CHAMPIONS

2/4		UCCS		L		1-7
2/5		UCCS		W		8-7
2/5		UCCS		W	9	8-7
2/6		UCCS		W		5-4
2/10		Montana St. Billings		L		4-9
2/11		Montana St. Billings		W		15-8
2/12		Montana St. Billings		L		3-7
2/12		Montana St. Billings		W		15-1
2/22		Biola		L		4-12
2/25	@	Cal St San Bernardino	*	W		11-5
2/26	@	Cal St San Bernardino	*	L		1-7
2/26	@	Cal St San Bernardino	*	L		1-2
2/27	@	Cal St San Bernardino	*	L		14-18
3/4		Chico State	*	W		14-0
3/5		Chico State	*	W		5-3
3/6		Chico State	*	L		9-13
3/11	@	Cal St Monterey Bay	*	L		2-3
3/12	@	Cal St Monterey Bay	*	L		2-3
3/12	@	Cal St Monterey Bay	*	L		3-8
3/13	@	Cal St Monterey Bay	*	W		6-4
3/18		Cal State East Bay	*	W		12-7
3/19		Cal State East Bay	*	W		8-5
3/19		Cal State East Bay	*	W		3-2
3/20		Cal State East Bay	*	W		17-2
3/22		Biola		L		2-6
3/25	@	Sonoma State	*	W	11	8-0
3/26	@	Sonoma State	*	W		13-0
3/26	@	Sonoma State	*	L		1-7
3/27	@	Sonoma State	*	L		7-8
4/8		San Francisco State	*	W		9-4
4/9		San Francisco State	*	W		6-0
4/9		San Francisco State	*	W		6-5
4/10		San Francisco State	*	W		11-5
4/14	@	Stanislaus State	*	W		9-0
4/15	@	Stanislaus State	*	W		8-1
4/15	@	Stanislaus State	*	W		7-4
4/16	@	Stanislaus State	*	L		1-3
4/22		Cal State San Marcos	*	W		9-2
4/23		Cal State San Marcos	*	W		10-7
4/23		Cal State San Marcos	*	W		7-4
4/24		Cal State San Marcos	*	W		16-1
4/29	@	Cal State LA	*	W	10	22-9
4/30	@	Cal State LA	*	L		11-12
4/30	@	Cal State LA	*	L		1-5
5/1	@	Cal State LA	*	W		6-3
5/5		Cal St Dominguez Hills	*	W		8-2
5/6		Cal St Dominguez Hills	*	W		13-7
5/6		Cal St Dominguez Hills	*	W		3-0
5/7		Cal St Dominguez Hills	*	W		11-1
5/12	vs	Cal St San Bernardino	#	W		16-5
5/13	vs	Cal St Dominguez Hills	#	W		8-5
5/14	vs	Cal St Dominguez Hills	#	W		8-5
5/19	vs	Northwest Nazarene	$	L		7-10
5/19	@	Point Loma	$	L		2-7

 # Chico, CA $ San Diego, CA

2023

Head Coach: Randy Betten

Record: 29-23 (18-17 CCAA)

2/3		UCCS		W		4-0
2/4		UCCS		W		10-1
2/4		UCCS		W		11-3
2/5		UCCS		W		10-3
2/10		Colo. School of Mines		W		1-0
2/11		Colo. School of Mines		W	11	4-3
2/11		Colo. School of Mines		W		5-4
2/12		Colo. School of Mines		L		4-7
2/21	@	Biola		W		9-3
3/3	@	Cal State East Bay	*	L		3-4
3/3	@	Cal State East Bay	*	L		4-7
3/4	@	Cal State East Bay	*	W		5-0
3/4	@	Cal State East Bay	*	W		15-2
3/7		Biola		L		3-11
3/11		Cal State Monterey Bay	*	W	14	2-1
3/11		Cal State Monterey Bay	*	W		8-1
3/12		Cal State Monterey Bay	*	L		3-18
3/12		Cal State Monterey Bay	*	W	8	2-1
3/17	@	Chico State	*	L		7-10
3/18	@	Chico State	*	L		5-7
3/18	@	Chico State	*	L		2-5
3/25		Cal State San Bernardino	*	W		3-2
3/26		Cal State San Bernardino	*	L		0-2
3/26		Cal State San Bernardino	*	W	9	2-1
3/27		Cal State San Bernardino	*	W		3-2
3/31	@	Cal State Dominguez Hills	*	L		5-6
4/1	@	Cal State Dominguez Hills	*	W		5-3
4/1	@	Cal State Dominguez Hills	*	W		5-2
4/2	@	Cal State Dominguez Hills	*	L		6-7
4/6		Cal State LA	*	L		8-15
4/7		Cal State LA	*	W		8-2
4/7		Cal State LA	*	W		4-1
4/8		Cal State LA	*	W		6-5
4/14	@	Cal State San Marcos	*	W		4-2
4/15	@	Cal State San Marcos	*	L		4-5
4/15	@	Cal State San Marcos	*	L		7-8
4/16	@	Cal State San Marcos	*	W		7-4
4/21		Stanislaus State	*	W		6-1
4/22		Stanislaus State	*	L		2-4
4/22		Stanislaus State	*	L		1-6
4/23		Stanislaus State	*	L		1-6
4/28	@	San Francisco State	*	L		4-6
4/29	@	San Francisco State	*	L		11-12
4/29	@	San Francisco State	*	W		11-1
4/30	@	San Francisco State	*	W		6-5
5/10	vs	San Francisco State	$	W		8-5
5/11	vs	Cal State San Bernardino	$	L	10	6-10
5/11	vs	Stanislaus State	$	W		10-1
5/12	vs	Cal State San Bernardino	$	L		5-12
5/18	vs	Point Loma	$	W		5-4
5/19	@	Cal State Monterey Bay	$	L		2-8
5/20	@	Cal State Monterey Bay	$	L		12-13

$ Seaside, CA

2024

Head Coach: Randy Betten

Record: 32-24 (25-15 CCAA)

2/9		Azusa Pacific		W		4-3
2/9		Azusa Pacific		W		10-2
2/10	@	Azusa Pacific		W		9-5
2/10	@	Azusa Pacific		L		0-3
2/15	@	Westmont		W		12-2
2/16	@	Westmont		L		4-7
2/17	@	Westmont		L		3-8
2/17	@	Westmont		L		2-5
2/23		Chico State	*	W		6-3
2/24		Chico State	*	L		3-5
2/24		Chico State	*	W		10-4
2/25		Chico State	*	L		2-6
3/1	@	Cal State Monterey Bay	*	W		14-13
3/2	@	Cal State Monterey Bay	*	L		8-9
3/3	@	Cal State Monterey Bay	*	L		2-17
3/3	@	Cal State Monterey Bay	*	L		4-16
3/8		Cal State East Bay	*	L		2-7
3/9		Cal State East Bay	*	W		12-6
3/9		Cal State East Bay	*	W		6-0
3/10		Cal State East Bay	*	L		4-5
3/15	@	Sonoma State	*	W		17-3
3/16	@	Sonoma State	*	W		10-2
3/16	@	Sonoma State	*	W		15-7
3/17	@	Sonoma State	*	L		3-5
3/28		San Francisco State	*	W		11-1
3/28		San Francisco State	*	L		1-5
3/29		San Francsico State	*	W		3-2
3/29		San Francisco State	*	W		8-3
4/6	@	Stanislaus State	*	W		5-4
4/6	@	Stanislaus State	*	W		6-4
4/7	@	Stanislaus State	*	W		9-1
4/7	@	Stanislaus State	*	W		8-4
4/9		Point Loma		L		4-17
4/12		Cal State San Marcos	*	L		4-6
4/13		Cal State San Marcos	*	W		11-1
4/13		Cal State San Marcos	*	W	8	6-5
4/14		Cal State San Marcos	*	L		10-13
4/19	@	Cal State LA	*	W		4-3
4/20	@	Cal State LA	*	L		4-5
4/20	@	Cal State LA	*	W		6-1
4/21	@	Cal State LA	*	W		13-3
4/26		Cal State Dominguez Hills	*	W		12-1
4/27		Cal State Dominguez Hills	*	W		5-2
4/27		Cal State Dominguez Hills	*	W		9-2
4/28		Cal State Dominguez Hills	*	W		12-0
5/2	@	Cal State San Bernardino	*	L		3-5
5/3	@	Cal State San Bernardino	*	W		21-5
5/3	@	Cal State San Bernardino	*	L		3-4
5/4	@	Cal State San Bernardino	*	L		8-9
5/8		Sonoma State		W		8-3
5/9		Cal State San Marcos		W		10-3
5/10		Cal State Monterey Bay		L	10	4-5
5/10		San Francisco State		L		4-5
5/16	vs	Cal State San Marcos		W		13-5
5/17	@	Cal State Monterey Bay		L		3-8
5/18	@	Cal State Monterey Bay		L		4-12

 # Pomona, CA $ San Diego, CA

2025

Head Coach: Randy Betten

Record: 15-34 (12-28 CCAA)

1/31		Westmont		L		4-5
2/1		Westmont		W	10	12-11
2/1		Westmont		W		10-6
2/6		Colorado Mesa		L		2-4
2/7		Colorado Mesa		W		3-2
2/8		Colorado Mesa		L		4-6
2/14	@	The Master's		L		6-9
2/15	@	The Master's		L		5-6
2/15	@	The Master's		L		2-5
2/21		Cal State Monterey Bay	*	W		9-7
2/22		Cal State Monterey Bay	*	L		7-9
2/22		Cal State Monterey Bay	*	W		6-0
2/23		Cal State Monterey Bay	*	W		11-10
2/28	@	Chico State	*	L		3-4
3/1	@	Chico State	*	L		3-4
3/1	@	Chico State	*	L	8	5-6
3/2	@	Chico State	*	L		5-7
3/7		Cal State San Bernardino	*	W		14-4
3/8		Cal State San Bernardino	*	L		3-15

CCAA Tournament
NCAA Tournament

3/8		Cal State San Bernardino	*	L		0-3
3/9		Cal State San Bernardino	*	L		7-10
3/15	@	Cal State Dominguez Hills	*	L		4-5
3/16	@	Cal State Dominguez Hills	*	W		16-12
3/16	@	Cal State Dominguez Hills	*	L		2-6
3/17	@	Cal State Dominguez Hills	*	L		6-10
3/21		Cal State LA	*	L		12-13
3/22		Cal State LA	*	L	14	9-11
3/22		Cal State LA	*	L		1-7
3/23		Cal State LA	*	L		5-11
3/28	@	Cal State San Marcos	*	L		1-3
3/29	@	Cal State San Marcos	*	L		6-10
3/29	@	Cal State San Marcos	*	W		6-4
3/30	@	Cal State San Marcos	*	W		7-3
4/4		Stanislaus State	*	W		7-2
4/5		Stanislaus State	*	W		3-1
4/5		Stanislaus State	*	L		2-4
4/6		Stanislaus State	*	W		13-2
4/11	@	San Francisco State	*	L		5-16
4/12	@	San Francisco State	*	L		4-5
4/12	@	San Francisco State	*	L		3-13
4/13	@	San Francisco State	*	L		7-12
4/25		Sonoma State	*	L		4-5
4/26		Sonoma State	*	L		12-14
4/26		Sonoma State	*	L		2-6
4/27		Sonoma State	*	W		12-4
5/1	@	Cal State East Bay	*	L		5-6
5/2	@	Cal State East Bay	*	L		6-13
5/2	@	Cal State East Bay	*	W	9	3-1
5/3	@	Cal State East Bay	*	L		1-4

CCAA Tournament
NCAA Tournament


Dennis Nespor (1967-69)


Mark Wiley (1968-70)


Jimmy Ramos (1970-71)


Dennis Sherow (1974-76)



Feb. 4, 2016 / Max Bethell, Scolinos Field's first night game.


Nic Hernandez (2016-19)



May 24, 1983 / Cal Poly Pomona defeats Jacksonville State 9-7 for their third national title.

SERIES HISTORY

vs Home Series **at** Away Series **/** Split Home/Away Series **n** Neutral Series **-** Unknown

2 GAME SERIES

BEST RUN DIFFERENTIAL

1.	at	Stanislaus State	1997	+25
2.	vs	Penn	1999	+21
3.	at	San Diego	1975	+20
	-	Weber State	1971	+20
5.	-	Southern Utah	1965	+19
6.	n	SIUE	1976	+15
7.	vs	Wyoming	1976	+14
8.	at	Grand Canyon	2009	+13
9.	vs	Northern Colorado	1993	+12
	vs	Chapman	1987	+12

WORST RUN DIFFERENTIAL

1.	at	Arizona State	1990	-19
2.	/	CSUN	1990	-16
3.	vs	San Diego	1992	-15
4.	at	UCLA	1982	-13
	vs	Alliant	1986	-13
	/	Biola	2003	-13
7.	at	Oklahoma	1986	-12
	/	Chapman	1990	-12
9.	/	Cal State LA	1989	-10
	vs	San Diego	1978	-10
	at	Arizona State	1987	-10

MOST RUNS SCORED

1.	/	UC Irvine	1981	28
2.	vs	Penn	1999	26
3.	at	Stanislaus State	1997	25
4.	at	BYU	1989	24
	-	Weber State	1971	24
6.	/	Alliant	1989	23
	at	UC Riverside	1987	23
	n	SIUE	1976	23
9.	/	Chapman	1988	22
	at	San Diego	1975	22

MOST RUNS ALLOWED

1.	at	Oklahoma	1986	31
2.	at	San Francisco State	1998	24
	at	BYU	1989	24
4.	at	Arizona State	1990	22
	/	Cal State LA	1989	22
	/	CSU Dominguez Hills	1992	22
7.	at	CSUN	1996	21
8.	/	CSUN	1990	20
	at	UCLA	1982	20
	vs	Sonoma State	1994	20
	/	UC Irvine	1981	20

MOST TOTAL RUNS

1.	at	Oklahoma	1986	50
2.	at	BYU	1989	48
	/	UC Irvine	1981	48
4.	at	San Francisco State	1998	44
5.	/	CSU Dominguez Hills	1992	41
	/	Alliant	1989	41
7.	/	Chapman	1988	38
8.	at	San Diego	1974	37
9.	vs	CSU Dominguez Hills	1997	36
10.	/	Azusa Pacific	2002	35
	at	UC Riverside	1987	35

FEWEST TOTAL RUNS

1.	at	Point Loma	1996	5
2.	vs	Stanislaus State	1996	7
3.	at	Sonoma State	1997	8
	vs	Pepperdine	1975	8
	vs	San Diego	1983	8
	-	Cal State Fullerton	1971	8
7.		8 Series Tied		9

3 GAME SERIES

BEST RUN DIFFERENTIAL

1.	-	UC Riverside	1970	+28
2.	vs	CSU Dominguez Hills	2005	+22
3.	/	Chapman	1981	+20
4.	/	Cal State LA	1994	+19
	/	CSU San Bernardino	1993	+19
	-	UC Riverside	1972	+19
7.	vs	Grand Canyon	2007	+18
8.	at	Sonoma State	2017	+17
	/	Cal State LA	1992	+17
10.		3 Series Tied		+15

WORST RUN DIFFERENTIAL

1.	-	San Diego State	1977	-26
2.	at	Arizona	1974	-23
3.	-	CSUN	1972	-20
4.	vs	Cal Poly SLO	1994	-19
	/	UC Riverside	1990	-19
	at	Arizona State	1978	-19
7.	/	UC Riverside	1982	-18
8.	at	Arizona	1975	-16
	/	CSUN	1975	-16
10.		4 Series Tied		-15

MOST RUNS SCORED

1.	/	Cal State LA	1994	37
2.	at	CSU San Bernardino	1994	35
3.	-	UC Riverside	1970	33
4.	/	Cal State LA	1989	31
	vs	Academy of Art	2009	31
	/	Cal State LA	1992	31
	vs	Grand Canyon	2007	31
8.	/	Chapman	1980	30
9.	/	Chapman	1981	29
10.	at	Grand Canyon	2006	28
	vs	Chico State	2022	28

MOST RUNS ALLOWED

1.	/	CSU Dominguez Hills	1990	35
2.	vs	Cal Poly SLO	1994	34
3.	at	California	1981	32
	/	UC Riverside	1997	32
	/	Cal State LA	2006	32
6.	at	Arizona State	1978	31
7.	/	UC Riverside	1980	30
	at	Arizona	1974	30
	-	San Diego State	1977	30
10.	/	CSUN	1988	29
	/	CSUN	1975	29

MOST TOTAL RUNS

1.	/	CSU Dominguez Hills	1990	62
2.	at	CSU San Bernardino	1994	58
3.	at	California	1981	56
4.	/	Cal State LA	1994	55
5.	/	CSUN	1988	54
6.	/	UC Riverside	1997	52
	/	UC Riverside	1980	52
	/	CSU San Bernardino	1997	52
9.	-	Arizona	1971	50
	/	Chapman	1980	50
	/	Cal State LA	1989	50

FEWEST TOTAL RUNS

1.	-	Cal Poly SLO	1971	7
2.	/	Cal State Fullerton	1973	9
3.	/	Cal State Fullerton	1974	10
	vs	Cal Poly SLO	1980	10
5.	-	Cal Poly SLO	1971	12
6.	-	Stanford	1970	13
	/	Cal State Fullerton	1973	13
8.	vs	Cal Poly SLO	1975	14
9.	/	CSU Dominguez Hills	1980	15
	-	CSUN	1965	15

4 GAME SERIES

BEST RUN DIFFERENTIAL

1.	vs	Saint Martin's	2012	+47
2.	/	Cal State San Marcos	2017	+37
3.	/	Cal State LA	1984	+36
4.	vs	CSU Dominguez Hills	2024	+33
5.	vs	Cal State East Bay	2011	+32
6.	/	CSU San Bernardino	2018	+30
7.	/	CSU Dominguez Hills	2019	+29
	-	Cal Poly SLO	1979	+29
9.	at	Sonoma State	2024	+28
	vs	UCCS	2023	+28
	vs	Cal State San Marcos	2022	+28

WORST RUN DIFFERENTIAL

1.	/	CSU San Bernardino	2003	-34
2.	at	CSU Monterey Bay	2007	-31
	/	CSU Dominguez Hills	2006	-31
4.	vs	Sonoma State	2007	-29
	vs	Chico State	2003	-29
6.	at	San Francisco State	2025	-27
	at	CSU Monterey Bay	2024	-27
8.	vs	Stanislaus State	2008	-25
9.	vs	Chico State	2007	-23
10.	at	Chico State	2008	-22
	/	CSU Dominguez Hills	1996	-22

MOST RUNS SCORED

1.	/	Cal State LA	1984	59
	/	Cal State San Marcos	2017	59
3.	vs	Saint Martin's	2012	57
4.	/	CSU San Bernardino	2000	48
5.	vs	CSU Monterey Bay	2008	47
6.	at	San Francisco State	2001	45
	at	Sonoma State	2024	45
8.	/	CSU San Bernardino	2018	44
9.	vs	Cal State San Marcos	2022	42
	vs	Cal State East Bay	2011	42

MOST RUNS ALLOWED

1.	at	CSU Monterey Bay	2024	55
2.	/	CSU Dominguez Hills	2006	52
3.	vs	Chico State	2003	48
	at	CSU Monterey Bay	2007	48
5.	at	San Francisco State	2025	46
6.	at	UCCS	2019	45
	vs	Stanislaus State	2008	45
	vs	Sonoma State	2007	45
9.	at	Chico State	2010	44
	/	CSU San Bernardino	2003	44

MOST TOTAL RUNS

1.	at	CSU Monterey Bay	2024	83
2.	/	Cal State LA	1984	82
3.	/	Cal State San Marcos	2017	81
4.	at	UC Colorado Springs	2019	77
5.	/	UC Riverside	1998	75
6.	at	San Francisco State	2001	74
7.	/	CSU Dominguez Hills	2006	73
	at	Stanislaus State	1999	73
	vs	CSU Monterey Bay	2008	73
10.	vs	Chico State	2009	71

FEWEST TOTAL RUNS

1.	vs	CSU San Bernardino	2023	15
2.	at	Cal State East Bay	2018	16
3.	/	California Baptist	2015	18
4.	at	Stanislaus State	2003	19
	vs	San Francisco State	2014	19
6.	vs	Chico State	2013	20
	/	UC San Diego	2016	20
	vs	Stanislaus State	2012	20
9.	/	CSU San Bernardino	2020	23
10.		3 Series Tied		24

OPPONENTS

BEST RUN DIFFERENTIAL

1.	CSU Dominguez Hills		+200
2.	San Francisco State		+189
3.	Cal State East Bay		+139
4.	Stanislaus State		+120
5.	Cal State LA		+118
6.	Cal State San Marcos		+115
7.	Saint Martin's		+95
8.	Chapman		+84
9.	Grand Canyon		+46
10.	CSU San Bernardino		+43

WORST RUN DIFFERENTIAL

1.	Chico State		-134
2.	Arizona State		-82
3.	CSUN		-79
4.	Arizona		-78
5.	San Diego State		-69
6.	UC San Diego		-52
7.	UC Riverside		-32
8.	UCLA		-28
9.	UC Davis		-24
10.	Hawaii		-14

RUNS SCORED / GAME 10+ G

1.	Saint Martin's	18 G	9.2
2.	CSU San Marcos	32 G	8.0
3.	Concordia Irvine	11 G	6.9
4.	Hawaii Pacific	12 G	6.8
5.	Grand Canyon	41 G	6.7
6.	San Francisco State	118 G	6.5
7.	CSU Dominguez Hills	197 G	6.3
	CSU Monterey Bay	73 G	6.3
	Cal State East Bay	64 G	6.3
10.	3 Tied	-	6.0

RUNS ALLOWED / GAME 10+ G

1.	Arizona	21 G	8.2
2.	Arizona State	25 G	7.6
3.	UC Davis	32 G	6.6
4.	Chico State	107 G	6.2
	CSU Monterey Bay	73 G	6.2
6.	UC Riverside	152 G	5.9
7.	San Diego State	35 G	5.8
	CSUN	103 G	5.8
9.	UCLA	13 G	5.7
10.	Grand Canyon	41 G	5.5

Note

A series is two or more consecutive regular season games played between the same two teams.

Only games played during a series are shown on this page.

OPPONENT HISTORY

SUMMARY

OPPONENT	W	L	T	STRK
Abilene Christian	0	1	0	L1
Academy of Art	3	0	0	W3
Alliant	9	6	0	L1
Arizona	10	31	0	L10
Arizona State	6	24	0	L11
Avila	1	0	0	W1
Azusa Pacific	16	23	1	L1
Bellevue	2	0	0	W2
Biola	6	14	2	L1
BYU	7	1	0	L1
BYU-Hawaii	0	1	0	L1
Cal Poly SLO	85	62	2	L2
Cal State Dominguez Hills	136	94	0	L2
Cal State East Bay	41	28	1	L1
Cal State Fullerton	34	36	0	L4
Cal State LA	129	123	1	L4
Cal State Monterey Bay	44	39	0	W2
Cal State San Bernardino	87	81	0	L3
Cal State San Marcos	26	8	0	W2
Cal Western	1	0	0	W1
California	8	5	1	L1
California Baptist	19	6	0	W4
California Lutheran	1	1	0	W1
Catawba	1	1	0	L1
Central Missouri	1	0	0	W1
Chapman	54	45	0	W1
Chico State	45	74	0	L5
Claremont-Mudd-Scripps	5	0	0	W5
Colorado Mesa	7	3	0	L1
Colorado School of Mines	3	1	0	L1
Colorado State Pueblo	2	4	0	L4
Concordia Irvine	15	10	0	W1
Cornell	3	0	0	W3
CSUN	71	72	0	W2
Dartmouth	2	0	0	W2
Eastern Michigan	1	0	0	W1
Eastern New Mexico	1	0	0	W1
Eckerd	1	1	0	W1
Florida International	1	0	0	W1
Florida Southern	2	4	0	L3
Fresno State	8	10	0	W1
Gonzaga	1	0	0	W1
Grand Canyon	26	20	0	L2
Hawaii	12	15	0	L1
Hawaii Hilo	6	6	0	W2
Hawaii Pacific	10	4	0	L1
Hope International	1	1	0	L1
Houston	0	3	0	L3
Iowa	0	2	0	L2
Jacksonville State	2	0	0	W2
La Verne	9	2	0	W7
Lewis & Clark	0	2	0	L2
Long Beach State	27	27	2	W3
Loyola Marymount	20	19	0	L5
Mercyhurst	1	0	0	W1
Millersville	0	1	0	L1
Minnesota State	2	0	0	W2
Missouri	1	1	0	W1
Montana State Billings	5	2	0	W1
Montclair State	0	1	0	L1
Nebraska	1	1	0	W1
Nevada	0	1	0	L1
New Haven	4	0	0	W4
New Mexico Highlands	1	0	0	W1
Northeastern	1	0	0	W1
Northern Colorado	2	0	0	W2
Northern Kentucky	0	1	0	L1
Northwest Nazarene	0	1	0	L1
Nova Southeastern	0	1	0	L1
Oklahoma	1	1	0	L1
Oral Roberts	3	1	0	W1
Oregon	3	0	0	W3
Pace	1	1	0	L1
Pacific	1	1	0	W1
Pennsylvania	2	0	0	W2
Pepperdine	25	28	1	L9
Point Loma	18	10	0	L3
Portland	0	1	0	L1
Portland State	1	1	0	L1
Redlands	4	1	0	W2
Regis	2	0	0	W2
Rice	0	1	0	L1
Sacramento State	4	6	0	L2
Sacred Heart	1	0	0	W1
Saint Martin's	16	2	0	W11
Sam Houston	1	1	0	W1
San Diego	22	24	1	L7
San Diego Christian	1	0	0	W1
San Diego State	32	43	3	L2
San Francisco	2	1	0	W1
San Francisco State	77	47	0	L5
San Jose State	2	1	0	W2
Santa Clara	1	5	0	W1
Sonoma State	52	58	0	W1
Southern Illinois-Edwardsville	3	1	0	W2
Southern Indiana	1	0	0	W1
Southern Utah	5	2	0	W2
Stanford	7	17	0	L3
Stanislaus State	70	39	1	W1
Tampa	0	2	0	L2
TCU	1	1	0	W1
The Master's	4	11	1	L3
Truman State	1	0	0	W1
UC Colorado Springs	14	9	0	W7
UC Davis	15	21	0	W1
UC Irvine	14	19	1	L1
UC Riverside	90	96	1	L8
UC San Diego	44	58	0	W2
UC Santa Barbara	17	23	1	L2
UCLA	21	36	0	L4
UMass Lowell	1	0	0	W1
UNC Pembroke	1	0	0	W1
UNLV	0	1	0	L1
USC	20	39	0	L4
UT Permian Basin	2	0	0	W2
Utah	1	1	0	W1
Utah Tech	7	7	0	L2
Valdosta State	2	1	0	W2
Vanguard	5	0	0	W5
Washington State	0	1	0	L1
Wayne State	2	0	0	W2
Weber State	7	1	0	W2
West Alabama	0	1	0	L1
Western Oregon	4	0	0	W4
Westmont	9	6	0	W2
Whittier College	3	0	0	W3
Wichita State	1	3	0	L2
Wyoming	2	1	0	L1
Yale	1	1	0	W1

C - CCAA Tournament
N - NCAA Tournament

ABILENE CHRISTIAN 0-1

1994	at Grand Junction, Colo.	L	1-11

ACADEMY OF ART 3-0

2009	at Pomona	W	10-3
2009	at Pomona	W	8-5
2009	at Pomona	W	13-8

ALLIANT 9-6

1982	at Pomona	W	4-3
1983	at Pomona	W	7-2
1985	at San Diego	L	10-11
1986	at Pomona	L	3-12
1986	at Pomona	L	1-5
1987	at Pomona	W	7-4
1987	at San Diego	L	11-12
1988	at San Diego	W	10-4
1988	at Pomona	W	10-3
1989	at Pomona	W	12-8
1989	at San Diego	W	11-10
1990	at Pomona	W	9-7
1990	at San Diego	L	1-7
1991	at Pomona	W	8-2
1991	at San Diego	L	6-7

ARIZONA 10-31

1961	at Tucson, Ariz.	L	0-9
1961	at Tucson, Ariz.	W	4-3
1961	at Tucson, Ariz.	L	1-16
1962	at Tucson, Ariz.	L	1-14
1962	at Tucson, Ariz.	W	10-8
1962	at Tucson, Ariz.	L	2-3
1962	at Pomona	L	3-10
1962	at Pomona	L	3-6
1964	at Tucson, Ariz.	W	6-5
1964	at Tucson, Ariz.	W	9-7
1964	at Tucson, Ariz.	L	5-10
1965	at Tucson, Ariz.	L	4-10
1965	at Tucson, Ariz.	L	0-8
1965	at Tucson, Ariz.	L 10	3-4
1966	at Tucson, Ariz.	W	6-5
1966	at Tucson, Ariz.	L	5-10
1966	at Tucson, Ariz.	W	5-0
1967	at Tucson, Ariz.	L Ext.	7-8
1967	at Tucson, Ariz.	W	3-1
1967	at Tucson, Ariz.	L	2-4
1969	at Tucson, Ariz.	L	3-9
1969	at Tucson, Ariz.	L	1-4
1969	at Tucson, Ariz.	L	3-16
1970	at Tucson, Ariz.	L	1-5
1970	at Tucson, Ariz.	L	4-5
1970	at Tucson, Ariz.	L	2-4
1971	at Tucson, Ariz.	L	7-16
1971	at Tucson, Ariz.	W	7-3
1971	at Tucson, Ariz.	W	9-8
1972	at Tucson, Ariz.	L	11-13
1972	at Tucson, Ariz.	L	5-7
1972	at Tucson, Ariz.	W	6-5
1974	at Tucson, Ariz.	L	4-12
1974	at Tucson, Ariz.	L	2-3
1974	at Tucson, Ariz.	L	1-15
1975	at Tucson, Ariz.	L	2-6
1975	at Tucson, Ariz.	L	0-11
1975	at Tucson, Ariz.	L	10-11
1976	at Tucson, Ariz.	L	3-4
1976	at Tucson, Ariz.	L	7-12
1976	at Tucson, Ariz.	L	7-11

ARIZONA STATE 6-24

1961	at Pomona	L	5-8
1962	at Pomona	W 13	5-4
1968	at Pomona	W	7-1
1968	at Pomona	L	0-6
1969	at Tempe, Ariz.	L	0-5
1971	at Tempe, Ariz.	W	5-2
1971	at Tempe, Ariz.	L	1-2
1972	at Tempe, Ariz.	L	5-6
1972	at Tempe, Ariz.	L	2-8
1973	at Tempe, Ariz.	L	1-2
1973	at Tempe, Ariz.	L	4-5
1973	at Tempe, Ariz.	L	13-14
1978	at Tempe, Ariz.	L	4-7
1978	at Tempe, Ariz.	L	4-12
1978	at Tempe, Ariz.	L	4-12
1979	at Tempe, Ariz.	L	5-13
1979	at Tempe, Ariz.	W	5-1
1979	at Tempe, Ariz.	W	10-7
1984	at Tempe, Ariz.	W	7-6
1984	at Tempe, Ariz.	L	10-13
1984	at Tempe, Ariz.	L	3-6
1986	at Tempe, Ariz.	L	7-10
1986	at Tempe, Ariz.	L	0-7
1986	at Tempe, Ariz.	L 11	5-6
1987	at Tempe, Ariz.	L	0-7
1987	at Tempe, Ariz.	L	1-4
1989	at Tempe, Ariz.	L	6-7
1989	at Tempe, Ariz.	L	2-10
1990	at Tempe, Ariz.	L	0-11
1990	at Tempe, Ariz.	L	3-11

AVILA 1-0

2009	at Pomona	W	6-3

AZUSA PACIFIC 16-23-1

1992	at Azusa	L	0-10
1993	at Pomona	L	8-13
1993	at Azusa	L	1-8
1994	at Pomona	W	6-5
1994	at Azusa	L	9-18
1995	at Pomona	W	5-3
1995	at Pomona	L	1-3
1997	at Azusa	W	13-6
1997	at Pomona	W	9-8
1998	at Pomona	T	3-3
1998	at Azusa	L	2-11
1999	at Azusa	L	4-5
1999	at Pomona	L 10	5-7
2000	at Azusa	L	7-8
2000	at Pomona	L	2-8
2001	at Pomona	L	3-6
2001	at Azusa	L	5-7
2002	at Azusa	L	5-8
2002	at Pomona	W	15-7
2003	at Pomona	W	10-1
2003	at Azusa	L	2-4
2004	at Azusa	W	5-3
2004	at Azusa	L	0-1
2005	at Azusa	L	2-6
2005	at Pomona	W	8-7
2012	at Azusa	L	4-11
2013	at Pomona	W	21-11
2014	at Azusa	W	10-6
2015	at Azusa	L 10	1-2
2015	at Pomona	W	5-3
2015 N	at Walnut	W	6-2
2016	at Pomona	W	1-0
2016	at Azusa	L	1-4
2017 N	at Azusa	L	1-10
2019 N	at Azusa	L	3-15
2019 N	at Azusa	L	2-19
2024	at Pomona	W	4-3
2024	at Pomona	W	10-2
2024	at Azusa	W	9-5
2024	at Azusa	L	0-3

BELLEVUE 2-0

1993	at Grand Junction, Colo.	W	13-1
1994	at Grand Junction, Colo.	W	10-8

BIOLA 6-14-2

1999	at La Mirada	L	9-11
1999	at Pomona	W	5-2
2000	at Pomona	W	3-2
2000	at La Mirada	L	5-6
2001	at Pomona	L	5-6
2001	at La Mirada	L	6-8
2002	at La Mirada	W	10-1
2002	at Pomona	T	14-14
2002	at Pomona	W	22-11
2003	at La Mirada	L	2-9
2003	at Pomona	L	0-6
2003	at La Mirada	L	0-12
2004	at Pomona	T	5-5
2004	at La Mirada	L	5-7
2005	at Pomona	L	0-1
2005	at La Mirada	L	3-13
2006	at Pomona	L	2-3
2009	at Pomona	W	9-3
2022	at Pomona	L	4-12
2022	at Pomona	L	2-6
2023	at La Mirada	W	9-3
2023	at Pomona	L	3-11

BYU 7-1

1962	at Pomona	W	9-2
1962	at Pomona	W	4-3
1963	at Pomona	W	6-2
1963	at Pomona	W	12-5
1966	at Pomona	W	9-0
1966	at Pomona	W	3-2
1989	at Provo, Utah	L	13-14
1989	at Provo, Utah	W	11-10

BYU-HAWAII 0-1

1985	at Laie, Hawaii	L	5-8

CAL POLY SLO 85-62-2

1967 *	at Pomona	W Ext.	2-1
1967 *	at Pomona	W	7-1
1967 *	at Pomona	W	3-1
1968 *	at San Luis Obispo	W	3-1
1968 *	at San Luis Obispo	W	6-1
1968 *	at San Luis Obispo	W	8-1
1969 *	at Pomona	L	0-9
1969 *	at Pomona	L	7-8
1969 *	at Pomona	W	7-6
1970 *	at San Luis Obispo	L	4-9
1970 *	at San Luis Obispo	L	0-2
1970 *	at San Luis Obispo	L	2-3
1970 *	at Pomona	W	6-5
1970 *	at Pomona	W	4-3
1970 *	at Pomona	W	6-3
1971 *	at San Luis Obispo	L	0-4
1971 *	at San Luis Obispo	W	4-3
1971 *	at San Luis Obispo	L	0-1
1971 *	at Pomona	L	0-1
1971 *	at Pomona	L	0-1
1971 *	at Pomona	L	1-4
1972 *	at San Luis Obispo	W	9-3
1972 *	at San Luis Obispo	L	6-14
1972 *	at San Luis Obispo	L	1-2
1972 *	at Pomona	W	4-3
1972 *	at Pomona	L	0-2
1972 *	at Pomona	W	10-2
1973 *	at Pomona	W	4-2
1973 *	at Pomona	L	2-5
1973 *	at Pomona	L	2-9
1973 *	at San Luis Obispo	L	2-5
1973 *	at San Luis Obispo	L	0-4
1973 *	at San Luis Obispo	L	0-8
1974 *	at San Luis Obispo	L	1-6
1974 *	at San Luis Obispo	W	4-3
1974 *	at San Luis Obispo	W	4-0
1974 *	at Pomona	W	8-4
1974 *	at Pomona	L	10-12
1974 *	at Pomona	W	4-1
1975 *	at San Luis Obispo	W	2-0
1975 *	at San Luis Obispo	L	0-7
1975 *	at San Luis Obispo	L	3-4
1975 *	at Pomona	W	4-0
1975 *	at Pomona	L	0-6
1975 *	at Pomona	W	3-1
1976 *	at San Luis Obispo	L	2-3
1976 *	at San Luis Obispo	W	5-3
1976 *	at San Luis Obispo	W	7-6
1976 *	at Pomona	W	5-4
1976 *	at Pomona	L	1-8
1976 *	at Pomona	W	3-2
1977 *	at Pomona	L	0-3
1977 *	at Pomona	L	2-4
1977 *	at San Luis Obispo	L	3-7
1977 *	at San Luis Obispo	L	0-2
1978 *	at Pomona	T	4-4

OPPONENT HISTORY

1978	*	at San Luis Obispo	L	2-8
1978	*	at San Luis Obispo	L	2-5
1978	*	at San Luis Obispo	W	6-5
1979	*	at San Luis Obispo	W-F	9-0
1979	*	at San Luis Obispo	W-F	9-0
1979	*	at San Luis Obispo	W-F	9-0
1979	*	at San Luis Obispo	W	6-4
1979	*	at Pomona	W	2-1
1979	*	at Pomona	W	2-1
1979	*	at Pomona	W-F	9-0
1979	*	at Pomona	W-F	9-0
1980	*	at Pomona	L	1-4
1980	*	at Pomona	W	2-1
1980	*	at Pomona	W	2-0
1980	*	at San Luis Obispo	W	11-1
1980	*	at San Luis Obispo	L	0-2
1980	*	at San Luis Obispo	W	3-0
1981	*	at Pomona	L	6-10
1981	*	at Pomona	W	7-3
1981	*	at Pomona	T	5-5
1981	*	at San Luis Obispo	W	5-3
1981	*	at San Luis Obispo	W	6-2
1981	*	at San Luis Obispo	L	1-3
1981	*	at San Luis Obispo	W	5-4
1982	*	at Pomona	W	10-9
1982	*	at Pomona	L	2-3
1982	*	at Pomona	L	5-7
1983	*	at Pomona	L	2-12
1983	*	at San Luis Obispo	W	5-2
1983	*	at San Luis Obispo	W	9-3
1983	*	at San Luis Obispo	W	5-3
1983	*	at Pomona	W	7-3
1983	*	at San Luis Obispo	W	9-6
1984	*	at Pomona	L	5-6
1984	*	at Pomona	L	6-12
1984	*	at San Luis Obispo	W	10-4
1984	*	at San Luis Obispo	L	6-13
1984	*	at San Luis Obispo	L	5-11
1985	*	at San Luis Obispo	W	8-6
1985	*	at San Luis Obispo	W	6-5
1985	*	at Pomona	W	6-4
1985	*	at Pomona	W	8-7
1985	*	at Pomona	L	7-21
1986	*	at Pomona	W	3-1
1986	*	at Pomona	W	7-6
1986	*	at San Luis Obispo	W	9-7
1986	*	at San Luis Obispo	L	7-8
1986	*	at San Luis Obispo	L	1-8
1987	*	at Pomona	W	9-6
1987	*	at Pomona	W	13-9
1987	*	at Pomona	W	3-2
1987	*	at San Luis Obispo	W	10-5
1987	*	at San Luis Obispo	L	2-4
1988	*	at Pomona	W	5-4
1988	*	at Pomona	W	4-3
1988	*	at San Luis Obispo	W	17-3
1988	*	at San Luis Obispo	W	2-1
1988	*	at San Luis Obispo	L	4-6
1989	*	at San Luis Obispo	W	4-2
1989	*	at San Luis Obispo	W	7-0
1989	*	at Pomona	L	1-2
1989	*	at Pomona	W	12-7
1989	*	at Pomona	L	1-3
1990	*	at Pomona	W	8-3
1990	*	at Pomona	W	5-4
1990	*	at San Luis Obispo	W	9-5
1990	*	at San Luis Obispo	W	5-4
1990	*	at San Luis Obispo	L	1-8
1991	*	at Pomona	W	5-2
1991	*	at Pomona	W	6-3
1991	*	at Pomona	L	2-9
1991	*	at San Luis Obispo	W	5-0
1991	*	at San Luis Obispo	L	1-10
1991	*	at San Luis Obispo	W	6-2
1992	*	at San Luis Obispo	L	4-8
1992	*	at San Luis Obispo	W	9-8
1992	*	at San Luis Obispo	L	2-4
1992	*	at Pomona	L	5-7
1992	*	at Pomona	W	6-4
1992	*	at Pomona	W	7-2
1993	*	at San Luis Obispo	L	9-10
1993	*	at San Luis Obispo	W	4-2
1993	*	at San Luis Obispo	W	9-7
1993	*	at Pomona	L	3-4
1993	*	at Pomona	W	10-4
1993	*	at Pomona	W	10-7
1993	N	at San Luis Obispo	L	8-10
1994	*	at Pomona	L	6-11
1994	*	at Pomona	W	8-7
1994	*	at Pomona	L	1-16
1994	*	at San Luis Obispo	W	12-1
1994	*	at San Luis Obispo	L	3-7
1994	*	at San Luis Obispo	L	1-9

CAL STATE DOMINGUEZ HILLS 136-94

1980	*	at Pomona	W	3-2
1980	*	at Carson	W	6-2
1980	*	at Carson	L	0-2
1980	*	at Carson	W	4-2
1980	*	at Pomona	W	6-4
1980	*	at Pomona	W	4-0
1981	*	at Carson	W	2-1
1981	*	at Pomona	L	10-12
1981	*	at Pomona	W	5-1
1981	*	at Pomona	W	11-7
1981	*	at Carson	L	0-4
1981	*	at Carson	L	2-3
1982	*	at Pomona	L	2-3
1982	*	at Carson	W	12-4
1982	*	at Carson	W	2-0
1982	*	at Carson	W	6-4
1982	*	at Pomona	L	1-4
1982	*	at Pomona	L	6-8
1983	*	at Carson	W	7-2
1983	*	at Carson	W	10-8
1983	*	at Pomona	W	9-5
1983	*	at Pomona	W	3-0
1983	*	at Carson	W	5-0
1983	*	at Pomona	W	12-1
1984	*	at Carson	L	0-4
1984	*	at Carson	L	3-5
1984	*	at Pomona	W	6-2
1984	*	at Pomona	W	9-4
1984	*	at Pomona	L	0-2
1985	*	at Pomona	W	5-3
1985	*	at Pomona	L	10-14
1985	*	at Carson	W	5-3
1985	*	at Carson	W	3-2
1985	*	at Carson	W	3-2
1986	*	at Pomona	W	5-3
1986	*	at Carson	W	8-7
1986	*	at Pomona	W	7-3
1986	*	at Carson	L	1-2
1986	*	at Pomona	W	7-3
1987	*	at Pomona	W	10-2
1987	*	at Carson	L	0-2
1987	*	at Pomona	L	3-6
1987	*	at Carson	L	2-3
1987	*	at Carson	W	2-1
1988	*	at Carson	L	3-4
1988	*	at Carson	W	9-5
1988	*	at Pomona	W	8-4
1988	*	at Pomona	W	4-0
1988	*	at Pomona	W	9-4
1989	*	at Carson	L	2-5
1989	*	at Pomona	W	3-1
1989	*	at Carson	L	7-8
1989	*	at Carson	W	5-1
1989	*	at Pomona	W	6-5
1990	*	at Pomona	W	10-6
1990	*	at Carson	L	4-5
1990	*	at Carson	L	1-6
1990	*	at Pomona	W	20-9
1990	*	at Pomona	L	6-20
1991	*	at Carson	L	0-3
1991	*	at Pomona	W	8-7
1991	*	at Carson	L	2-8
1991	*	at Carson	L	4-11
1991	*	at Pomona	W	7-6
1991	*	at Pomona	W	3-2
1992	*	at Carson	L	0-10
1992	*	at Pomona	W	5-3
1992	*	at Pomona	W	7-4
1992	*	at Carson	L	10-11
1992	*	at Pomona	L	9-11
1993	*	at Pomona	L	8-9
1993	*	at Carson	L	4-8
1993	*	at Carson	L	1-2
1993	*	at Carson	L	1-8
1993	*	at Pomona	W	9-5
1993	*	at Pomona	L	6-9
1994	*	at Carson	L	0-2
1994	*	at Pomona	W	17-5
1994	*	at Pomona	L	0-16
1994	*	at Pomona	W	7-4
1994	*	at Carson	L	3-4
1994	*	at Carson	L	2-3
1995	*	at Carson	W	6-2
1995	*	at Pomona	L	0-1
1995	*	at Pomona	W	6-5
1995	*	at Carson	W	8-1
1995	*	at Carson	W	5-0
1995	*	at Pomona	W	5-4
1995	*	at Pomona	W	8-4
1995	*	at Carson	L	2-3
1996	*	at Carson	L	0-4
1996	*	at Carson	L	0-9
1996	*	at Carson	L	4-10

1996	*	at Pomona	L	2-5
1996	*	at Pomona	L	3-5
1996	*	at Carson	L	3-4
1996	*	at Pomona	L	1-12
1996	*	at Carson	L	1-5
1996	*	at Carson	L	1-7
1997	*	at Pomona	W	12-6
1997	*	at Pomona	L	7-11
1997	*	at Carson	W	3-0
1997	*	at Carson	L	2-4
1997	*	at Carson	W	4-3
1997	*	at Carson	W	7-3
1997	*	at Pomona	W	11-3
1997	*	at Pomona	L	3-8
1998	*	at Pomona	L	8-10
1998	*	at Carson	W	6-4
1998	*	at Carson	L	4-14
1998	*	at Pomona	L	8-10
1998	*	at Pomona	L	5-10
1998	*	at Carson	L	5-7
1998	*	at Pomona	W	7-6
1998	*	at Carson	W	6-4
1999	*	at Pomona	W	13-1
1999	*	at Pomona	W	8-6
1999	*	at Carson	L	1-4
1999	*	at Carson	L	4-10
2000	*	at Carson	W	6-1
2000	*	at Carson	L	3-7
2000	*	at Pomona	W	4-3
2000	*	at Pomona	W 8	2-1
2001	*	at Pomona	W	4-2
2001	*	at Pomona	W	3-1
2001	*	at Carson	L	7-9
2001	*	at Carson	L	3-4
2002	*	at Carson	W	6-3
2002	*	at Carson	W	16-6
2002	*	at Pomona	W	11-8
2002	*	at Pomona	W	2-0
2003	*	at Pomona	W	8-4
2003	*	at Pomona	L	6-13
2003	*	at Carson	W	12-6
2003	*	at Carson	L 8	6-7
2004	*	at Carson	W	4-2
2004	*	at Carson	W	18-5
2004	*	at Pomona	L	6-7
2004	*	at Pomona	W	6-2
2005	*	at Pomona	W	9-0
2005	*	at Pomona	W	7-1
2005	*	at Pomona	W	9-2
2005	*	at Carson	L	3-5
2005	*	at Carson	W	2-1
2005	*	at Carson	W	10-8
2006		at Pomona	W	7-4
2006		at San Bernardino	L	1-2
2006		at Carson	L	8-11
2006	*	at Pomona	L	3-6
2006	*	at Pomona	L	6-17
2006	*	at Carson	L	6-10
2006	*	at Carson	L	6-19
2007	*	at Carson	L	4-11
2007	*	at Carson	L	7-8
2007	*	at Pomona	L	6-7
2007	*	at Pomona	W	11-0
2008	*	at Pomona	L	3-9
2008	*	at Pomona	W	11-0
2008	*	at Carson	L	9-11
2008	*	at Carson	W	11-6
2009		at Pomona	W	7-6
2009		at Pomona	W	7-4
2009		at Carson	L	1-5
2009		at Carson	L	4-14
2009	*	at Carson	L	4-21
2009	*	at Carson	W	18-11
2009	*	at Pomona	W	3-2
2009	*	at Pomona	W	6-5
2010		at Compton	L 10	2-3
2010	*	at Carson	L	5-9
2010	*	at Pomona	W 10	7-6
2010	*	at Pomona	W	5-4
2010	*	at Carson	L	8-12
2011		at Carson	W	5-3
2011	*	at Pomona	W 13	6-5
2011	*	at Pomona	W 10	5-4
2011	*	at Carson	W	8-6
2011	*	at Carson	L	1-5
2012	*	at Carson	W	10-9
2012	*	at Carson	L	8-9
2012	*	at Pomona	W	11-4
2012	*	at Pomona	W 8	5-3
2013	*	at Pomona	L	4-10
2013	*	at Carson	W	14-2
2013	*	at Carson	W	8-0
2013	*	at Pomona	L	8-11

2014	*	at Carson	L	2-10
2014	*	at Carson	W	14-2
2014	*	at Pomona	W	12-3
2014	*	at Pomona	W	6-4
2015	*	at Carson	W	7-2
2015	*	at Carson	W	13-6
2015	*	at Pomona	L	6-7
2015	*	at Pomona	W	12-3
2015	C	at Stockton	W	6-1
2015	C	at Stockton	W	4-0
2016		at Carson	L	2-10
2016	*	at Pomona	W	6-2
2016	*	at Pomona	W	4-3
2016	*	at Carson	W 10	8-2
2016	*	at Carson	L	5-6
2017	*	at Carson	W	16-4
2017	*	at Carson	W	8-3
2017	*	at Pomona	W	7-4
2017	*	at Pomona	W 8	5-4
2018	*	at Pomona	L 10	2-3
2018	*	at Pomona	W	7-3
2018	*	at Carson	W	8-6
2018	*	at Carson	W	13-8
2019	*	at Pomona	W	6-0
2019	*	at Pomona	W	8-6
2019	*	at Carson	W	7-0
2019	*	at Carson	W	17-3
2022	*	at Pomona	W	8-2
2022	*	at Pomona	W	13-7
2022	*	at Pomona	W	3-0
2022	*	at Pomona	W	11-1
2022	C	at Chico	W	8-5
2022	C	at Chico	W	8-5
2023	*	at Carson	L	5-6
2023	*	at Carson	W	5-3
2023	*	at Carson	W	5-2
2023	*	at Carson	L	6-7
2024	*	at Pomona	W	12-1
2024	*	at Pomona	W	5-2
2024	*	at Pomona	W	9-2
2024	*	at Pomona	W	12-0
2025	*	at Carson	L	4-5
2025	*	at Carson	W	16-12
2025	*	at Carson	L	2-6
2025	*	at Carson	L	6-10

CAL STATE EAST BAY 41-28-1

1965		at Pomona	W	11-6
1966		at Pomona	W	4-1
1994		at Pomona	W	7-4
1995		at Pomona	W	6-2
1995		at Pomona	L	3-4
1995		at Hayward	W	9-4
1995		at Hayward	W	10-7
1996		at Pomona	T 12	5-5
1996		at Pomona	W 10	6-4
1996		at Pomona	W 8	6-5
1996		at Hayward	L	5-13
1996		at Hayward	L	3-4
1996		at Hayward	W	5-3
1997		at Pomona	L	5-17
1997		at Hayward	L	2-10
1998		at Hayward	W	6-3
2010	*	at Hayward	L	8-9
2010	*	at Hayward	L	1-4
2010	*	at Hayward	W	10-6
2010	*	at Hayward	W	13-8
2011	*	at Pomona	W	19-3
2011	*	at Pomona	W	14-1
2011	*	at Pomona	L	0-3
2011	*	at Pomona	W	9-3
2012	*	at Hayward	W	9-4
2012	*	at Hayward	W	5-0
2012	*	at Hayward	W	6-3
2012	*	at Hayward	W	16-3
2013	*	at Pomona	L	6-7
2013	*	at Pomona	L	4-5
2013	*	at Pomona	W	3-2
2013	*	at Pomona	W	2-1
2014	*	at Hayward	L	3-6
2014	*	at Hayward	W	7-2
2014	*	at Hayward	L	2-5
2014	*	at Hayward	W	7-2
2015	*	at Pomona	L	4-7
2015	*	at Pomona	W	9-2
2015	*	at Pomona	L	1-3
2015	*	at Pomona	W	8-1
2016	*	at Hayward	W	5-0
2016	*	at Hayward	W	11-4
2016	*	at Hayward	W	5-4
2016	C	at Stockton	L	4-7
2017	*	at Pomona	W	4-3
2017	*	at Pomona	W	10-5
2017	*	at Pomona	L	3-5
2018	*	at Hayward	L	0-1
2018	*	at Hayward	W	7-0
2018	*	at Hayward	L	1-3
2018	*	at Hayward	L	1-3
2019	*	at Pomona	W	11-6
2019	*	at Pomona	L	3-7
2019	*	at Pomona	L	2-5
2019	*	at Pomona	W	8-4
2022	*	at Pomona	W	12-7
2022	*	at Pomona	W	8-5
2022	*	at Pomona	W	3-2
2022	*	at Pomona	W	17-2
2023	*	at Hayward	L	3-4
2023	*	at Hayward	L	4-7
2023	*	at Hayward	W	5-0
2023	*	at Hayward	W	15-2
2024	*	at Pomona	L	2-7
2024	*	at Pomona	W	12-6
2024	*	at Pomona	W	6-0
2024	*	at Pomona	L	4-5
2025	*	at Hayward	L	5-6
2025	*	at Hayward	L	6-13
2025	*	at Hayward	W 9	3-1
2025	*	at Hayward	L	1-4

CAL STATE FULLERTON 34-36

1966		at Pomona	W	12-7
1966		at Fullerton	W	14-7
1967		at Fullerton	W	10-8
1968	*	at Pomona	W	6-3
1968	*	at Fullerton	L	6-8
1968	*	at Fullerton	W	5-3
1969	*	at Fullerton	W	5-3
1969	*	at Pomona	W	6-4
1969	*	at Pomona	L	3-4
1970	*	at Pomona	L	2-4
1970	*	at Fullerton	W	5-4
1970	*	at Fullerton	W	4-1
1970	*	at Fullerton	L	1-6
1970	*	at Pomona	W	4-3
1970	*	at Pomona	L	3-5
1971	*	at Fullerton	W	1-0
1971	*	at Fullerton	W	4-3
1971	*	at Pomona	W	9-2
1971	*	at Fullerton	W	9-5
1971	*	at Pomona	W	8-1
1971	*	at Pomona	W	4-3
1972	*	at Fullerton	W	11-3
1972	*	at Pomona	W	2-1
1972	*	at Pomona	W	3-2
1972	*	at Pomona	W	13-8
1972	*	at Fullerton	W	12-4
1972	*	at Fullerton	L	2-3
1973	*	at Pomona	W	2-1
1973	*	at Fullerton	L	0-5
1973	*	at Fullerton	W	4-1
1973	*	at Fullerton	W	3-0
1973	*	at Pomona	W	2-0
1973	*	at Pomona	L	1-3
1974	*	at Fullerton	L	0-4
1974	*	at Pomona	L	2-4
1974	*	at Pomona	L 15	5-6
1974	*	at Pomona	W	4-2
1974	*	at Fullerton	L	0-2
1974	*	at Fullerton	L	0-2
1976		at Pomona	L	9-10
1976		at Fullerton	L	3-5
1976		at Pomona	L	4-10
1977		at Fullerton	L	5-15
1977		at Fullerton	L	4-20
1977		at Pomona	W	5-3
1978		at Pomona	W	3-2
1978		at Fullerton	L	0-8
1979		at Fullerton	W	4-2
1979		at Pomona	L	6-13
1980		at Fullerton	L	7-10
1980		at Pomona	L	8-10
1981		at Fullerton	W	12-7
1981		at Pomona	L	1-7
1982		at Fullerton	W	12-10
1982		at Pomona	L	0-9
1983		at Fullerton	L	6-10
1983		at Pomona	L	3-8
1984		at Pomona	L	3-12
1984		at Fullerton	L	5-17
1985		at Fullerton	W	11-10
1986		at Pomona	L	4-5
1986		at Fullerton	L	2-8
1987		at Pomona	W	6-4
1987		at Fullerton	L	1-4
1988		at Fullerton	L	1-5
1989		at Fullerton	W	8-7

1990	at Fullerton	L	1-6
1991	at Fullerton	L	2-7
1992	at Fullerton	L	3-4
1995	at Fullerton	L	1-7

CAL STATE LA 129-123-1

1965	at Los Angeles	T	6-6
1966	at Pomona	W	2-0
1966	at Los Angeles	L	1-2
1967	at Los Angeles	W	12-8
1967	at Pomona	L	3-6
1967	at Pomona	W	5-2
1968	at Pomona	L	2-4
1968	at Los Angeles	L	1-6
1968	at Los Angeles	W	4-2
1969	at Los Angeles	L	1-4
1969	at Pomona	L	0-3
1969	at Pomona	W	5-0
1970	at Los Angeles	L	3-7
1970	at Pomona	L	0-9
1970	at Los Angeles	W	4-2
1971	at Los Angeles	L	2-3
1971	at Pomona	W	10-2
1972	at Pomona	W	3-1
1972	at Los Angeles	W	9-4
1972	at Los Angeles	L	2-5
1973	at Los Angeles	L	3-4
1973	at Pomona	W	13-5
1974	at Pomona	W	4-3
1975	at Pomona	W	7-1
1976	at Los Angeles	W	6-2
1976	at Los Angeles	W	10-8
1976	at Pomona	W	7-4
1977	at Pomona	W	11-10
1977	at Los Angeles	L	1-10
1978	at Pomona	W	3-1
1979	at Pomona	W	6-5
1979	at Los Angeles	W	9-4
1980	at Los Angeles	W	10-6
1980	at Los Angeles	W	11-5
1980	at Honolulu, Hawaii	W	8-5
1980	at Honolulu, Hawaii	W	15-6
1980	at Pomona	L	7-9
1981	at Los Angeles	W	9-2
1981	at Pomona	W	11-3
1982	at Pomona	L	3-8
1982	at Los Angeles	W	15-8
1983	at Los Angeles	L	1-6
1983	at Pomona	W	4-3
1984 *	at Los Angeles	W	9-4
1984 *	at Pomona	L	4-6
1984 *	at Pomona	W	26-11
1984 *	at Pomona	W	20-2
1984 *	at Los Angeles	W	7-4
1985 *	at Pomona	W	5-4
1985 *	at Los Angeles	W	10 11-4
1985 *	at Pomona	W	10 5-4
1985 *	at Los Angeles	L	5-6
1985 *	at Los Angeles	W	6-2
1986 *	at Los Angeles	L	2-7
1986 *	at Pomona	L	5-8
1986 *	at Pomona	W	8-7
1986 *	at Los Angeles	L	3-4
1986 *	at Pomona	L	4-6
1987 *	at Pomona	L	6-15
1987 *	at Los Angeles	W	11-3
1987 *	at Los Angeles	W	10-6
1987 *	at Pomona	L	3-4
1987 *	at Los Angeles	L	11-13
1988 *	at Pomona	L	4-5
1988 *	at Los Angeles	W	10 12-11
1988 *	at Los Angeles	L	2-5
1988 *	at Pomona	W	9-1
1988 *	at Pomona	L	3-7
1989 *	at Los Angeles	L	8-9
1989 *	at Pomona	L	4-13
1989 *	at Pomona	W	5-3
1989 *	at Los Angeles	W	12-11
1989 *	at Los Angeles	W	14-5
1990 *	at Pomona	L	2-8
1990 *	at Pomona	L	2-4
1990 *	at Los Angeles	W	8-1
1990 *	at Los Angeles	L	6-13
1990 *	at Pomona	L	1-2
1991 *	at Los Angeles	L	0-3
1991 *	at Pomona	W	7-4
1991 *	at Pomona	W	5-1
1991 *	at Pomona	W	11-8
1991 *	at Los Angeles	L	4-5
1991 *	at Los Angeles	L	3-8
1992 *	at Los Angeles	L	5-6
1992 *	at Pomona	W	2-0
1992 *	at Pomona	L	1-2
1992 *	at Pomona	W	11-8
1992 *	at Los Angeles	W	9-6
1992 *	at Los Angeles	W	11-0
1993 *	at Pomona	W	11 10-9
1993 *	at Los Angeles	L	5-9
1993 *	at Pomona	W	8-7
1993 *	at Pomona	L	1-3
1993 *	at Los Angeles	L	11 3-4
1993 *	at Los Angeles	W	3-2
1994 *	at Los Angeles	W	21-0
1994 *	at Pomona	W	11-10
1994 *	at Pomona	L	5-8
1994 *	at Pomona	W	10-7
1994 *	at Los Angeles	L	3-15
1994 *	at Los Angeles	L	2-6
1995 *	at Pomona	W	5-3
1995 *	at Los Angeles	W	11-9
1995 *	at Los Angeles	W	13-8
1995 *	at Los Angeles	W	9-3
1995 *	at Pomona	W	7-6
1995 *	at Los Angeles	W	5-1
1995 *	at Pomona	W	8-6
1995 *	at Pomona	L	1-2
1996 *	at Pomona	L	4-5
1996 *	at Los Angeles	L	3-4
1996 *	at Los Angeles	L	1-3
1996 *	at Pomona	W	10 5-4
1996 *	at Pomona	L	2-6
1996 *	at Pomona	L	13 5-6
1996 *	at Los Angeles	W	8-7
1996 *	at Los Angeles	L	6-10
1997 *	at Los Angeles	W	4-2
1997 *	at Pomona	W	4-0
1997 *	at Pomona	W	7-5
1997 *	at Los Angeles	L	2-6
1997 *	at Pomona	L	6-10
1997 *	at Pomona	W	8-7
1997 *	at Los Angeles	W	6-2
1997 *	at Los Angeles	W	10-7
1998 *	at Pomona	W	5-3
1998 *	at Los Angeles	W	4-2
1998 *	at Los Angeles	L	10 6-7
1998 *	at Pomona	L	5-10
1998 *	at Los Angeles	L	3-13
1998 *	at Pomona	L	6-8
1998 *	at Los Angeles	L	0-5
1998 *	at Pomona	L	1-9
1999 *	at Los Angeles	L	2-4
1999 *	at Los Angeles	L	3-4
1999 *	at Pomona	W	9-2
1999 *	at Pomona	W	7-6
2000	at Los Angeles	L	10 3-4
2000 *	at Pomona	W	8-0
2000 *	at Pomona	L	5-9
2000 *	at Los Angeles	L	9-11
2000 *	at Los Angeles	L	3-9
2001 *	at Pomona	W	2-1
2001 *	at Pomona	W	8-2
2001 *	at Pomona	W	5-4
2001 *	at Pomona	W	6-2
2002 *	at Los Angeles	W	3-2
2002 *	at Los Angeles	W	7-6
2002 *	at Los Angeles	W	7-6
2002 *	at Los Angeles	W	13-7
2003 *	at Los Angeles	L	6-7
2003 *	at Los Angeles	W	9-5
2003 *	at Pomona	W	7-6
2003 *	at Pomona	L	5-11
2004	at Carson	W	13-3
2004 *	at Pomona	L	0-3
2004 *	at Pomona	L	2-6
2004 *	at Los Angeles	L	1-3
2004 *	at Los Angeles	W	5-4
2005 *	at Los Angeles	W	12-0
2005 *	at Los Angeles	W	7-0
2005 *	at Los Angeles	L	0-5
2005 *	at Pomona	L	2-5
2005 *	at Pomona	L	5-6
2005 *	at Pomona	L	2-9
2006	at Pomona	L	2-10
2006	at Los Angeles	L	10-15
2006	at Los Angeles	L	5-7
2006	at San Bernardino	L	3-5
2006 *	at Pomona	L	2-3
2006 *	at Pomona	L	1-6
2006 *	at Los Angeles	W	5-1
2006 *	at Los Angeles	L	4-8
2007 *	at Los Angeles	L	2-5
2007 *	at Los Angeles	L	6-11
2007 *	at Pomona	L	6-12
2007 *	at Pomona	L	0-5
2008	at Pomona	L	1-3
2008	at Los Angeles	L	8-10
2008	at Los Angeles	L	4-11
2008 *	at Pomona	L	2-8
2008 *	at Pomona	L	4-14
2008 *	at Los Angeles	W	3-1
2008 *	at Los Angeles	L	6-11
2009	at Los Angeles	L	7-9
2009 *	at Los Angeles	L	1-3
2009 *	at Los Angeles	L	5-10
2009 *	at Pomona	W	6-2
2009 *	at Pomona	L	2-11
2010	at Pomona	W	7-4
2010 *	at Los Angeles	L	4-9
2010 *	at Los Angeles	W	7-4
2010 *	at Pomona	L	6-7
2010 *	at Pomona	W	10-2
2011	at Los Angeles	W	17-9
2011 *	at Pomona	W	6-0
2011 *	at Pomona	W	12-0
2011 *	at Los Angeles	L	2-5
2011 *	at Los Angeles	L	2-5
2012 *	at Los Angeles	L	6-9
2012 *	at Pomona	W	6-0
2012 *	at Pomona	L	1-4
2012 *	at Los Angeles	L 11	2-3
2013 *	at Pomona	L 15	5-9
2013 *	at Pomona	W 10	8-7
2013 *	at Los Angeles	L	3-9
2013 *	at Los Angeles	L	0-3
2014 *	at Los Angeles	L	0-7
2014 *	at Los Angeles	W	6-5
2014 *	at Pomona	W	6-0
2014 *	at Pomona	W	4-3
2015 *	at Pomona	W	2-1
2015 *	at Pomona	W	6-4
2015 *	at Los Angeles	W	13-2
2015 *	at Los Angeles	W	4-1
2016 *	at Los Angeles	W	13-7
2016 *	at Los Angeles	L	4-6
2016 *	at Pomona	W	12-2
2016 *	at Pomona	W	2-0
2017 *	at Pomona	W	11-6
2017 *	at Pomona	W	12-3
2017 *	at Los Angeles	L	7-12
2017 *	at Los Angeles	L	2-3
2018 *	at Los Angeles	L	5-6
2018 *	at Los Angeles	L	2-3
2018 *	at Pomona	L	1-3
2018 *	at Pomona	L	4-6
2018 C	at Stockton	W	13-11
2019 *	at Pomona	L	1-4
2019 *	at Los Angeles	W	11-7
2019 *	at Los Angeles	L	5-9
2019 *	at Pomona	W	11-3
2020 *	at Pomona	W	2-1
2020 *	at Pomona	W	7-6
2020 *	at Los Angeles	W	18-5
2020 *	at Los Angeles	W	6-1
2022 *	at Los Angeles	W 10	22-9
2022 *	at Los Angeles	L	11-12
2022 *	at Los Angeles	L	1-5
2022 *	at Los Angeles	W	6-3
2023 *	at Pomona	L	8-15
2023 *	at Pomona	W	8-2
2023 *	at Pomona	W	4-1
2023 *	at Pomona	W	6-5
2024 *	at Los Angeles	W	4-3
2024 *	at Los Angeles	L	4-5
2024 *	at Los Angeles	W	6-1
2024 *	at Los Angeles	W	13-3
2025 *	at Pomona	L	12-14
2025 *	at Pomona	L 14	9-11
2025 *	at Pomona	L	1-7
2025 *	at Pomona	L	5-11

CAL STATE MONTEREY BAY 44-39

2006 *	at Pomona	W	9-0
2006 *	at Pomona	L	10-13
2006 *	at Pomona	W	2-0
2006 *	at Pomona	W	11-0
2007 *	at Seaside	L	1-15
2007 *	at Seaside	L	2-9
2007 *	at Seaside	L	11-20
2007 *	at Seaside	L	3-4
2008 *	at Pomona	W	15-10
2008 *	at Pomona	W	18-3
2008 *	at Pomona	L	3-9
2008 *	at Pomona	W	11-4
2009 *	at Seaside	L	6-7
2009 *	at Seaside	L	6-9
2009 *	at Seaside	W	15-2
2009 *	at Seaside	W	7-5
2010 *	at Pomona	W	11-6
2010 *	at Pomona	L	5-8
2010 *	at Pomona	W	4-1
2010 *	at Pomona	W	11-5
2011 *	at Seaside	W	17-3
2011 *	at Seaside	W	15-5
2011 *	at Seaside	L	2-10
2011 *	at Seaside	L	3-5
2012 *	at Pomona	W	3-2
2012 *	at Pomona	L	1-5
2012 *	at Pomona	L	1-5
2012 *	at Pomona	W	6-2
2013 *	at Seaside	L	4-9
2013 *	at Seaside	L	2-10
2013 *	at Seaside	L	3-7
2013 *	at Seaside	L	5-7
2014 *	at Pomona	W	6-2
2014 *	at Pomona	W	8-7
2014 *	at Pomona	W 9	4-3
2014 *	at Pomona	W	5-4
2015 *	at Seaside	L	3-12
2015 *	at Seaside	W	9-4
2015 *	at Seaside	W	2-0
2015 *	at Seaside	W	1-0
2016 *	at Pomona	W	12-2
2016 *	at Pomona	W	3-2
2016 *	at Pomona	L	6-23
2016 N	at Riverside	W	14-2
2017	at Pomona	W	4-2
2017	at Pomona	L	6-7
2017	at Pomona	L	3-5
2017 *	at Seaside	L	1-3
2017 *	at Seaside	L	3-4
2017 *	at Seaside	W	11-8
2017 C	at Stockton	W	6-3
2018 *	at Pomona	W	10-5
2018 *	at Pomona	L	2-6
2018 *	at Pomona	W	4-2
2018 *	at Pomona	L	4-6
2018 C	at Stockton	W	12-5
2019 *	at Seaside	W	15-5
2019 *	at Seaside	L	3-9
2019 *	at Seaside	L	3-8
2019 *	at Seaside	W	19-0
2019 C	at Stockton	W 11	1-0
2019 C	at Stockton	L	2-4
2019 C	at Stockton	W	6-4
2019 N	at Azusa	W	11-6
2022 *	at Seaside	L	2-3
2022 *	at Seaside	L	2-3
2022 *	at Seaside	L	3-8
2022 *	at Seaside	W	6-4
2023 *	at Pomona	W 14	2-1
2023 *	at Pomona	W	8-1
2023 *	at Pomona	L	3-18
2023 *	at Pomona	W 8	2-1
2023 N	at Seaside	L	2-8
2023 N	at Seaside	L	12-13
2024 *	at Seaside	W	14-13
2024 *	at Seaside	L	8-9
2024 *	at Seaside	L	2-17
2024 *	at Seaside	L	4-16
2024 C	at Pomona	L 10	4-5
2025 *	at Pomona	W	9-7
2025 *	at Pomona	L	7-9
2025 *	at Pomona	W	6-0
2025 *	at Pomona	W	11-10

CAL STATE SAN BERNARDINO 87-81

1992 *	at Pomona	L	1-2
1992 *	at San Bernardino	L	8-9
1992 *	at San Bernardino	L	4-5
1992 *	at San Bernardino	W	3-2
1992 *	at Pomona	W	6-5
1992 *	at Pomona	W	2-1
1993 *	at San Bernardino	W	9-7
1993 *	at San Bernardino	W	5-4
1993 *	at Pomona	W	4-3
1993 *	at San Bernardino	W	14-4
1993 *	at Pomona	W	11-3
1993 *	at Pomona	W	2-1
1994 *	at San Bernardino	W	11-5
1994 *	at San Bernardino	W	14-10
1994 *	at San Bernardino	W	10-8
1994 *	at Pomona	W	14-5
1994 *	at Pomona	W	6-3
1994 *	at Pomona	L	5-6
1995 *	at San Bernardino	L	2-6
1995 *	at San Bernardino	L	3-7
1995 *	at Pomona	L	1-6
1995 *	at Pomona	W	6-4
1995 *	at Pomona	L	1-2
1995 *	at Pomona	W	3-1
1995 *	at San Bernardino	L	3-9
1995 *	at San Bernardino	L	3-5
1996 *	at Pomona	L	2-7
1996 *	at Pomona	L	5-6
1996 *	at San Bernardino	L	10-14
1996 *	at San Bernardino	L	2-5
1996 *	at San Bernardino	W	7-6
1996 *	at San Bernardino	L	9-10
1996 *	at Pomona	L	7-11
1996 *	at Pomona	W	3-2
1997 *	at Pomona	W	5-4
1997 *	at San Bernardino	L	2-17
1997 *	at San Bernardino	W	19-5
1997 *	at Pomona	L 13	5-7
1997 *	at San Bernardino	W	14-9
1997 *	at San Bernardino	L	10-18
1997 *	at Pomona	W	4-3
1997 *	at Pomona	W	7-6
1998 *	at San Bernardino	L	5-7
1998 *	at San Bernardino	L	6-9
1998 *	at Pomona	W	5-4
1998 *	at Pomona	W	5-4
1998 *	at Pomona	L	11-22
1998 *	at San Bernardino	W	14-8
1998 *	at San Bernardino	L	0-5
1998 *	at Pomona	W	15-4
1999 *	at Pomona	W	8-7
1999 *	at Pomona	W	9-2
1999 *	at San Bernardino	W	6-5
1999 *	at San Bernardino	W 8	8-7
2000 *	at San Bernardino	W	16-3
2000 *	at San Bernardino	W	20-8
2000 *	at Pomona	W	7-6
2000 *	at Pomona	W	5-4
2001 *	at Pomona	L	4-5
2001 *	at Pomona	L	11-14
2001 *	at San Bernardino	L	2-4
2001 *	at San Bernardino	L 8	8-9
2001 C	at Chico	L	3-4
2002 *	at San Bernardino	L	0-1
2002 *	at San Bernardino	L	2-12
2002 *	at Pomona	W	5-3
2002 *	at Pomona	L	7-12
2003	at San Bernardino	L	2-3
2003 *	at Pomona	L	3-18
2003 *	at San Bernardino	L	0-7
2003 *	at San Bernardino	L	4-8
2003 *	at Pomona	L	3-11
2004	at Pomona	L	3-10
2004 *	at San Bernardino	W	9-5
2004 *	at San Bernardino	L	2-12
2004 *	at Pomona	W	11-2
2004 *	at Pomona	W	4-2
2005 *	at San Bernardino	W	14-6
2005 *	at San Bernardino	L	2-11
2005 *	at San Bernardino	L	3-4
2005 *	at Pomona	W	10-8
2005 *	at Pomona	W	9-6
2005 *	at Pomona	L	0-1
2006	at San Bernardino	L	2-9
2006 *	at San Bernardino	L	4-8
2006 *	at San Bernardino	L	0-5
2006 *	at San Bernardino	L	1-4
2006 *	at Pomona	W	6-4
2006 *	at Pomona	W	4-3
2007	at San Bernardino	L	3-8
2007	at San Bernardino	W	11-4
2007 *	at Pomona	L	1-5
2007 *	at Pomona	L	3-4
2007 *	at San Bernardino	L	3-11
2007 *	at San Bernardino	W	2-1
2008	at Pomona	L	4-5
2008 *	at San Bernardino	L	0-5
2008 *	at San Bernardino	W 11	9-7
2008 *	at Pomona	W	4-1
2008 *	at Pomona	L 8	2-4
2009 *	at Pomona	L	5-6
2009 *	at Pomona	W	11-1
2009 *	at San Bernardino	W	2-0
2009 *	at San Bernardino	W	5-1
2010 *	at Pomona	L	4-6
2010 *	at Pomona	L	0-6
2010 *	at San Bernardino	L	7-11
2010 *	at San Bernardino	W	9-7
2011 *	at San Bernardino	L	3-6
2011 *	at San Bernardino	W	7-6
2011 *	at Pomona	L	3-5
2011 *	at Pomona	W	7-1
2012 *	at Pomona	W 10	3-2
2012 *	at Pomona	L	4-5
2012 *	at San Bernardino	L	2-7
2012 *	at San Bernardino	W	5-0
2013 *	at San Bernardino	W	11-6
2013 *	at San Bernardino	L 12	5-6
2013 *	at Pomona	W	11-6
2013 *	at Pomona	L	10-11

OPPONENT HISTORY

2014	*	at Pomona	L	0-3	
2014	*	at Pomona	W	6-3	
2014	*	at San Bernardino	W	6-5	
2014	*	at San Bernardino	L	1-2	
2015	*	at San Bernardino	L	3-4	
2015	*	at San Bernardino	W	8-7	
2015	*	at Pomona	W	6-5	
2015	*	at Pomona	W	3-0	
2016		at Pomona	W	8-2	
2016	*	at San Bernardino	W	10 2-0	
2016	*	at San Bernardino	W	12-6	
2016	*	at Pomona	W	6-0	
2016	*	at Pomona	W	7-1	
2016	C	at Stockton	W	6-2	
2017	*	at Pomona	W	6-2	
2017	*	at Pomona	L	0-3	
2017	*	at San Bernardino	W	7-3	
2017	*	at San Bernardino	W	8 3-2	
2018	*	at San Bernardino	W	9-5	
2018	*	at Pomona	W	9-5	
2018	*	at Pomona	W	8-1	
2018	*	at San Bernardino	W	18-3	
2019	*	at Pomona	W	5-3	
2019	*	at San Bernardino	L	1-8	
2019	*	at San Bernardino	L	1-6	
2019	*	at Pomona	L	1-3	
2020	*	at San Bernardino	W	2-0	
2020	*	at San Bernardino	L	7-8	
2020	*	at Pomona	W	3-1	
2020	*	at Pomona	W	2-0	
2022	*	at San Bernardino	W	11-5	
2022	*	at San Bernardino	L	1-7	
2022	*	at San Bernardino	L	1-2	
2022	*	at San Bernardino	L	14-18	
2022	C	at Chico	W	16-5	
2023	*	at Pomona	W	3-2	
2023	*	at Pomona	L	0-2	
2023	*	at Pomona	W	9 2-1	
2023	*	at Pomona	W	3-2	
2023	C	at Seaside	L	10 6-10	
2023	C	at Seaside	L	5-12	
2024	*	at San Bernardino	L	3-5	
2024	*	at San Bernardino	W	21-5	
2024	*	at San Bernardino	L	3-4	
2024	*	at San Bernardino	L	8-9	
2025	*	at Pomona	W	14-4	
2025	*	at Pomona	L	3-15	
2025	*	at Pomona	L	0-3	
2025	*	at Pomona	L	7-10	

CAL STATE SAN MARCOS 26-8

2016	*	at San Marcos	W	17-11
2016	*	at Pomona	W	6-2
2016	*	at Pomona	W	8 6-5
2016	*	at San Marcos	W	4-0
2017	*	at Pomona	W	28-12
2017	*	at San Marcos	W	7-6
2017	*	at San Marcos	W	16-0
2017	*	at Pomona	W	8-4
2018	*	at Pomona	W	5-1
2018	*	at Pomona	W	2-1
2018	*	at San Marcos	L	5-6
2018	*	at San Marcos	W	15-1
2019	*	at San Marcos	L	4-7
2019	*	at San Marcos	W	5-3
2019	*	at Pomona	W	5-1
2019	*	at Pomona	W	9-4
2022	*	at Pomona	W	9-2
2022	*	at Pomona	W	10-7
2022	*	at Pomona	W	7-4
2022	*	at Pomona	W	16-1
2023	*	at San Marcos	W	4-2
2023	*	at San Marcos	L	4-5
2023	*	at San Marcos	L	7-8
2023	*	at San Marcos	W	7-4
2024	*	at Pomona	L	4-6
2024	*	at Pomona	W	11-1
2024	*	at Pomona	W	8 6-5
2024	*	at Pomona	L	10-13
2024	C	at Pomona	W	10-3
2024	N	at San Diego	W	13-5
2025	*	at San Marcos	L	1-3
2025	*	at San Marcos	L	6-10
2025	*	at San Marcos	W	6-4
2025	*	at San Marcos	W	7-3

CAL WESTERN 1-0

1968		at San Diego	W	7-6

CALIFORNIA 8-5-1

1965		at Berkeley	L	1-3
1968		at San Diego	W	9-3
1969		at Berkeley	W	8-2
1971		at Berkeley	W	8-2
1971		at Anaheim	L	8-10
1973		at Berkeley	W	11-3
1973		at Berkeley	W	3-2
1981		at Berkeley	L	6-12
1981		at Berkeley	L	9-11
1981		at Berkeley	T	9-9
1982		at Pomona	W	7-1
1982		at Berkeley	W	5-2
1982		at Berkeley	W	7-6
1991		at Berkeley	L	1-6

CALIFORNIA BAPTIST 19-6

1991		at Pomona	L	8-10
1992		at Pomona	W	12-0
1993		at Pomona	W	9-4
1994		at Pomona	W	2-1
1994		at Pomona	W	5-3
1994		at Riverside	W	10-7
1995		at Pomona	W	8-2
2000		at Pomona	L	3-4
2000		at Riverside	W	8-5
2003		at Pomona	L	4-6
2004		at Riverside	W	10-0
2005		at Riverside	W	8-0
2013		at Pomona	W	6-5
2013		at Riverside	W	5-2
2013		at Riverside	W	6-2
2014		at Riverside	L	3-5
2014		at Riverside	W	15-4
2014	N	at La Jolla	L	3-5
2015		at Pomona	W	3-2
2015		at Riverside	L	10 2-3
2015		at Riverside	W	8 1-0
2015		at Pomona	W	6-1
2015	N	at Walnut	W	6-4
2016	N	at Riverside	W	10 6-5
2016	N	at Riverside	W	7-6

CALIFORNIA LUTHERAN 1-1

1966		at Pomona	L	5-6
1968		at Pomona	W	8-4

CATAWBA 1-1

2015	N	at Cary, NC	W	11-2
2015	N	at Cary, NC	L	6-9

CENTRAL MISSOURI 1-0

2016	N	at Cary, NC	W	3-0

CHAPMAN 54-45

1971		at Anaheim	L	2-4
1972		at Orange	L	0-4
1972		at Orange	L	2-7
1972		at Pomona	W	2-1
1973		at Pomona	W	5-2
1973		at Pomona	W	2-0
1973		at Orange	L	9-10
1975		at Pomona	L	9-10
1975		at Orange	L	5-6
1976		at Orange	L	5-6
1976		at Pomona	L	3-4
1976	N	at Pomona	W	8-4
1976	N	at Pomona	W	9-5
1977		at Pomona	W	17-6
1977		at Orange	L	1-8
1977		at Orange	L	1-5
1977		at Pomona	L	3-7
1978		at Pomona	W	8-6
1978		at Orange	L	1-2
1978		at Orange	L	0-1
1978		at Orange	W	6-1
1978		at Pomona	L	1-4
1978		at Pomona	L	1-6
1979	*	at Orange	W	8-4
1979	*	at Orange	L	3-4
1979	*	at Pomona	W	8-1
1979	*	at Pomona	W	4-3
1979	*	at Pomona	W	2-0
1979	*	at Pomona	W	8-2
1979	*	at Orange	L	1-4
1979	*	at Orange	L	0-5
1980	*	at Orange	L	6-11
1980	*	at Pomona	W	6-4
1980	*	at Pomona	W	8-0
1980	*	at Pomona	W	13-11
1980	*	at Orange	W	16-2
1980	*	at Orange	L	1-7
1981	*	at Pomona	W	8-0
1981	*	at Orange	L	1-3
1981	*	at Orange	L	8-9
1981	*	at Orange	W	12-6
1981	*	at Pomona	W	15-3
1981	*	at Pomona	W	2-0
1982	*	at Orange	L	3-10
1982	*	at Pomona	W	7-6
1982	*	at Pomona	W	8-2
1982	*	at Pomona	L	2-4
1982	*	at Orange	W	8-3
1982	*	at Orange	L	1-2
1983	*	at Pomona	W	11-3
1983	*	at Pomona	L	2-4
1983	*	at Orange	W	3-1
1983	*	at Pomona	W	8-7
1983	*	at Orange	W	9-6
1984	*	at Pomona	L	5-10
1984	*	at Pomona	L	3-5
1984	*	at Orange	L	0-6
1984	*	at Orange	W	3-1
1984	*	at Orange	L	2-3
1985	*	at Pomona	L	6-8
1985	*	at Orange	W	5-4
1985	*	at Pomona	W	10-3
1985	*	at Pomona	W	4-0
1985	*	at Orange	W	7-1
1986	*	at Orange	L	3-5
1986	*	at Pomona	W	6-3
1986	*	at Orange	W	10 3-2
1986	*	at Pomona	W	4-3
1986	*	at Pomona	W	7-1
1987	*	at Pomona	L	5-8
1987	*	at Orange	L	7-12
1987	*	at Pomona	W	11-5
1987	*	at Pomona	W	7-1
1987	*	at Orange	L	5-6
1988	*	at Pomona	L	4-7
1988	*	at Orange	W	8-3
1988	*	at Orange	L	3-4
1988	*	at Pomona	W	11-7
1988	*	at Orange	W	11-9
1989	*	at Pomona	L	0-2
1989	*	at Orange	W	7-4
1989	*	at Orange	W	5-2
1989	*	at Pomona	L	1-4
1989	*	at Pomona	L	6-10
1990	*	at Orange	L	2-10
1990	*	at Pomona	L	5-9
1990	*	at Orange	L	6-9
1990	*	at Pomona	W	3-2
1990	*	at Orange	W	5-2
1991	*	at Pomona	W	4-2
1991	*	at Pomona	W	5-4
1991	*	at Pomona	W	3-2
1991	*	at Orange	W	4-1
1991	*	at Orange	W	5-2
1991	*	at Orange	W	7-3
1992		at Orange	W	9-7
1992		at Pomona	L	4-5
1993		at Orange	L	8-10
1994		at Orange	W	10-6

CHICO STATE 45-74

1991		at Chico	L	3-8
1994		at Pomona	W	7-6
1994		at Pomona	L	1-2
1997		at Pomona	L	2-6
1997		at Pomona	W	6-4
1997		at Pomona	L	3-5
1997		at Chico	L 11	5-6
1997		at Chico	L	3-11
1997		at Chico	L	5-8
1998		at Pomona	W	11-10
1998		at Pomona	W	4-3
1998		at Pomona	W	6-3
1999	*	at Pomona	W	12-2
1999	*	at Pomona	W	7-4
1999	*	at Pomona	W	3-0
1999	*	at Pomona	L 11	3-4
2000	*	at Chico	W 13	4-3
2000	*	at Chico	L	1-4
2000	*	at Chico	W	6-5
2000	*	at Chico	L	3-7
2000	C	at Chico	W	10-2
2000	C	at Chico	L	2-4
2000	C	at Chico	L	1-4
2001	*	at Pomona	L	5-8
2001	*	at Pomona	L	4-16
2001	*	at Pomona	W	12-3
2001	*	at Pomona	W	7-4
2002	*	at Chico	L	9-11
2002	*	at Chico	L	1-5
2002	*	at Chico	W	8-6
2002	*	at Chico	L	1-5
2003	*	at Pomona	L	6-13
2003	*	at Pomona	L	4-19
2003	*	at Pomona	L	0-3
2003	*	at Pomona	L	9-13
2004	*	at Chico	L	1-5
2004	*	at Chico	W	6-3
2004	*	at Chico	W	7-0
2004	*	at Chico	L	4-6
2005		at Pomona	L	0-7
2005		at Pomona	W	5-3
2005	*	at Pomona	W	3-2
2005	*	at Pomona	L	1-2
2005	*	at Pomona	W	5-4
2005	C	at Chico	L	2-6
2006	*	at Chico	L 12	4-5
2006	*	at Chico	W	4-3
2006	*	at Chico	L 11	6-7
2007	*	at Pomona	L	2-11
2007	*	at Pomona	L	5-13
2007	*	at Pomona	L	1-5
2007	*	at Pomona	L	12-14
2008	*	at Chico	L	0-9
2008	*	at Chico	L	1-10
2008	*	at Chico	L	5-7
2008	*	at Chico	L	5-7
2009	*	at Pomona	W	16-13
2009	*	at Pomona	L	1010-12
2009	*	at Pomona	L	1-8
2009	*	at Pomona	L	5-6
2010	*	at Chico	L	4-22
2010	*	at Chico	L	10-13
2010	*	at Chico	L	3-4
2010	*	at Chico	W 10	7-5
2011	*	at Pomona	W	8-1
2011	*	at Pomona	L	0-9
2011	*	at Pomona	L	5-6
2011	*	at Pomona	L	3-4
2011	C	at Stockton	W	13-2
2012	*	at Chico	W	11-7
2012	*	at Chico	L	2-7
2012	*	at Chico	W	5-1
2012	*	at Chico	L	6-11
2013	*	at Pomona	L	2-8
2013	*	at Pomona	L	1-5
2013	*	at Pomona	W	1-0
2013	*	at Pomona	L	0-3
2014	*	at Chico	L	2-3
2014	*	at Chico	L	2-4
2014	*	at Chico	W	6-4
2014	C	at Stockton	L	2-5
2015	*	at Pomona	W 10	6-5
2015	*	at Pomona	L	10-11
2015	*	at Pomona	W	3-1
2015	*	at Pomona	W	7-3
2016	*	at Pomona	W	9-2
2016	*	at Pomona	L	5-13
2016	*	at Pomona	W	10-7
2016	C	at Stockton	L	2-6
2016	N	at Riverside	W	11-1
2017	*	at Chico	L	3-7
2017	*	at Chico	L	2-3
2017	*	at Chico	W	8-7
2017	C	at Stockton	L 10	7-8
2017	N	at Azusa	W 10	8-7
2018	*	at Pomona	L	1-5
2018	*	at Pomona	W	6-3
2018	*	at Pomona	L	0-1
2018	*	at Pomona	W	12-1
2018	C	at Stockton	L	3-4
2019	*	at Chico	W	3-1
2019	*	at Chico	L	2-15
2019	*	at Chico	W	4-1
2019	*	at Chico	L	1-4
2019	C	at Stockton	W	17-4
2022	*	at Pomona	W	14-0
2022	*	at Pomona	W	5-3
2022	*	at Pomona	L	9-13
2023	*	at Chico	L	7-10
2023	*	at Chico	L	5-7
2023	*	at Chico	L	2-5
2024	*	at Pomona	W	6-3
2024	*	at Pomona	L	3-5
2024	*	at Pomona	W	10-4
2024	*	at Pomona	L	2-6
2025	*	at Chico	L	3-4
2025	*	at Chico	L	3-4
2025	*	at Chico	L 8	5-6
2025	*	at Chico	L	5-7

CLAREMONT-MUDD-SCRIPPS 5-0

1965		at Pomona	W	10-8
1966		at Claremont	W	13-6
1967		at Pomona	W	16-0
1968		at Claremont	W	6-3
1969		at Pomona	W	5-2

COLORADO MESA 7-3

1993		at Grand Junction, Colo.	W	4-3
1994		at Grand Junction, Colo.	L	7-11
2001		at Pomona	W	5-1
2001		at Pomona	W	5-1
2002		at Pomona	W	2-1
2002		at Pomona	W	4-3
2007		at St. George, Utah	W	6-5
2025		at Pomona	L	2-4
2025		at Pomona	W	3-2
2025		at Pomona	L	4-6

COLORADO STATE PUEBLO 2-4

2001		at Pomona	W	6-4
2001		at Pomona	W	6-3
2001		at Pomona	L	8-11
2007		at St. George, Utah	L	4-17
2008		at Pomona	L	5-8
2008		at Pomona	L	6-9

CONCORDIA IRVINE 15-10

1993		at Pomona	W	5-2
1994		at Pomona	W	8-7
1996		at Pomona	W	16-3
1999		at Pomona	W	8-2
1999		at Irvine	W	18-7
2000		at Pomona	L	3-6
2000		at Irvine	W	5-3
2002		at Pomona	W	10-8
2003		at Irvine	L	4-9
2003		at Irvine	L	3-4
2005		at Irvine	L	7-8
2005		at Pomona	W	8-4
2010		at Pomona	L	3-4
2011		at Pomona	L	3-5
2012		at Pomona	W 11	7-6
2012		at Irvine	W	14-8
2012		at Irvine	W	6-4
2016		at Pomona	W	9-8
2016		at Pomona	W	3-0
2016		at Irvine	L	3-4
2016		at Irvine	W	12-3
2017		at Irvine	L	3-5
2017		at Irvine	L	4-5
2018		at Irvine	L 12	2-3
2018		at Irvine	W	3-1

CORNELL 3-0

1982		at Pomona	W	3-2
1987		at Honolulu, Hawaii	W	8-1
1987		at Honolulu, Hawaii	W	3-2

CSUN 71-72

1965		at Northridge	W	8-1
1965		at Pomona	W	4-0
1965		at Pomona	W	2-0
1966		at Northridge	W	6-5
1966		at Pomona	W	6-3
1967	*	at Pomona	W	4-2
1967	*	at Pomona	W Ext.	4-3
1967	*	at Pomona	L	5-7
1968	*	at Pomona	W	10-1
1968	*	at Northridge	L	1-4
1968	*	at Northridge	L	7-8
1969	*	at Northridge	W	4-3
1969	*	at Pomona	W	9-0
1969	*	at Pomona	W	4-3
1970	*	at Northridge	W	3-2
1970	*	at Pomona	L	2-6
1970	*	at Pomona	L	3-6
1970	*	at Pomona	L	0-2
1970	*	at Northridge	W	16-6
1970	*	at Northridge	W	4-3
1971	*	at Pomona	L	4-5
1971	*	at Pomona	L	4-7
1971	*	at Northridge	L	2-5
1971	*	at Northridge	L	1-3
1971	*	at Northridge	L	4-5
1972	*	at Northridge	L	4-12
1972	*	at Pomona	W	2-1
1972	*	at Pomona	L	1-7
1972	*	at Pomona	L	2-10
1972	*	at Northridge	L	0-4
1972	*	at Northridge	L	1-9
1973	*	at Northridge	L	3-4
1973	*	at Pomona	W	5-4
1973	*	at Pomona	W	10-3
1973	*	at Northridge	W	6-1
1973	*	at Northridge	L	3-4
1974	*	at Pomona	L	1-3
1974	*	at Northridge	L	2-3
1974	*	at Northridge	L	5-9
1974	*	at Northridge	L	9-11

1974	*	at Pomona	W		7-4
1974	*	at Pomona	W		3-2
1975	*	at Pomona	W		4-3
1975	*	at Northridge	L		7-12
1975	*	at Pomona	L		1-9
1975	*	at Pomona	L		5-8
1976	*	at Northridge	L		3-5
1976	*	at Pomona	W		8-6
1976	*	at Pomona	L		3-9
1976	*	at Pomona	W		6-1
1976	*	at Northridge	W		6-4
1976	*	at Northridge	W		4-3
1977	*	at Northridge	L		4-6
1977	*	at Northridge	L		6-9
1977	*	at Pomona	W		7-5
1977	*	at Pomona	L		6-10
1978	*	at Northridge	L		3-4
1978	*	at Pomona	L		2-6
1978	*	at Northridge	L		5-6
1978	*	at Northridge	W		5-4
1978	*	at Pomona	W		4-3
1978	*	at Pomona	W	13	8-7
1979	*	at Pomona	L		7-8
1979	*	at Pomona	L		2-4
1979	*	at Pomona	W		6-5
1979	*	at Pomona	L		6-7
1979	*	at Northridge	W		7-4
1979	*	at Northridge	W		6-3
1979	*	at Pomona	W		5-1
1979	*	at Pomona	W		6-2
1980	*	at Northridge	W		12-8
1980	*	at Pomona	W		7-1
1980	*	at Northridge	L		5-7
1980	*	at Pomona	W		17-4
1980	*	at Pomona	L		2-7
1980	*	at Northridge	W		5-2
1980	N	at Pomona	W		2-1
1980	N	at Pomona	L		7-15
1980	N	at Pomona	L		1-8
1980	N	at Pomona	W		11-2
1980	N	at Pomona	W		15-1
1981	*	at Northridge	L		1-2
1981	*	at Pomona	W		8-3
1981	*	at Pomona	W		5-1
1981	*	at Pomona	L		3-5
1981	*	at Northridge	W		9-6
1981	*	at Northridge	L		5-6
1982	*	at Northridge	L		3-10
1982	*	at Northridge	W		3-1
1982	*	at Pomona	L		2-9
1982	*	at Pomona	W		3-2
1982	*	at Pomona	L		1-3
1982	*	at Northridge	L		0-5
1983	*	at Pomona	L		3-7
1983	*	at Northridge	L		2-7
1983	*	at Northridge	W		14-5
1983	*	at Northridge	L		3-13
1983	*	at Pomona	L		7-8
1983	*	at Pomona	W		3-1
1984	*	at Northridge	L		4-16
1984	*	at Pomona	L		8-11
1984	*	at Northridge	W		7-6
1984	*	at Northridge	W		9-5
1984	*	at Pomona	W		9-3
1985	*	at Northridge	W		4-3
1985	*	at Pomona	W		5-2
1985	*	at Northridge	W		4-1
1985	*	at Pomona	W		5-3
1985	*	at Pomona	L		3-5
1986	*	at Pomona	L		1-9
1986	*	at Pomona	W		4-1
1986	*	at Northridge	W		4-2
1986	*	at Northridge	L		9-10
1986	*	at Northridge	W		5-3
1987	*	at Pomona	W		8-4
1987	*	at Pomona	W		12-5
1987	*	at Pomona	W	8	4-3
1987	*	at Northridge	L	11	6-7
1987	*	at Northridge	W		6-5
1988	*	at Northridge	W		9-1
1988	*	at Pomona	W		2-0
1988	*	at Pomona	W		16-4
1988	*	at Northridge	L		5-7
1988	*	at Northridge	L		4-18
1989	*	at Pomona	L		8-9
1989	*	at Northridge	W		5-3
1989	*	at Pomona	W		5-2
1989	*	at Northridge	L		3-15
1989	*	at Pomona	W		11-3
1990	*	at Northridge	L		0-13
1990	*	at Pomona	L		4-7
1990	*	at Northridge	L		3-4
1990	*	at Pomona	L		3-7
1990	*	at Northridge	W		7-5
1996		at Northridge	L		5-6
1996		at Northridge	L		7-15
1997		at Northridge	L		3-6
1997		at Northridge	L		7-11
1998		at Northridge	L		8-15
1998		at Northridge	L		2-4
1998		at Northridge	L		2-5
2001		at Northridge	W		7-4
2004		at Northridge	W		9-8

DARTMOUTH 2-0

1992		at Honolulu, Hawaii	W		5-0
1992		at Honolulu, Hawaii	W		10-4

EASTERN MICHIGAN 1-0

1971		at Anaheim	W		9-0

EASTERN NEW MEXICO 1-0

1994		at Grand Junction, Colo.	W		7-6

ECKERD 1-1

1990		at St. Petersburg, Fla.	L		2-3
1990		at St. Petersburg, Fla.	W		8-7

FLORIDA INTERNATIONAL 1-0

1980	N	at Riverside	W		12-2

FLORIDA SOUTHERN 2-4

1976	N	at Springfield, Ill.	W		5-1
1979	N	at Springfield, Ill.	L	13	3-4
1983	N	at Riverside	W		11-10
1985	N	at Montgomery, Ala.	L		3-10
1985	N	at Montgomery, Ala.	L		5-15
1990		at Lakeland, Fla.	L		7-8

FRESNO STATE 8-10

1966	N	at Los Angeles	L		4-5
1967		at Fresno	L		1-6
1967		at Fresno	L		3-5
1967		at Fresno	L	Ext.	0-1
1968		at Pomona	W		1-0
1968		at Pomona	W		2-1
1968		at Pomona	W		2-0
1969		at Fresno	L		1-2
1969		at Fresno	L		3-7
1969		at Fresno	L		3-6
1979		at Pomona	W		6-1
1980		at Fresno	W		5-4
1984		at Fresno	W		6-0
1984		at Fresno	L		2-6
1985		at Pomona	L		1-4
1988		at Fresno	W		9-8
1988		at Fresno	L		5-10
1990		at Fresno	W		8-4

GONZAGA 1-0

1982		at Pomona	W		9-2

GRAND CANYON 26-20

1999		at Pomona	W		6-5
1999	*	at Pomona	L		3-7
1999	*	at Pomona	L		4-10
1999	*	at Pomona	W		2-1
1999	*	at Pomona	W		9-8
2000	*	at Phoenix	W		12-6
2000	*	at Phoenix	W		11-6
2000	*	at Phoenix	L		10-11
2000	*	at Phoenix	L		2-3
2000	C	at Chico	W		9-2
2001	*	at Pomona	W		9-4
2001	*	at Pomona	W		8-5
2001	*	at Pomona	L		6-8
2001	*	at Pomona	W		5-3
2002	*	at Phoenix	L		2-5
2002	*	at Phoenix	L		3-11
2002	*	at Phoenix	L		4-5
2002	*	at Phoenix	L		2-8
2003	*	at Pomona	L		5-6
2003	*	at Pomona	L		5-6
2003	*	at Pomona	W		5-3
2003	*	at Pomona	L		6-10
2004	*	at Phoenix	L		0-4
2004	*	at Phoenix	L		5-11
2004	*	at Phoenix	W		17-2
2004	*	at Phoenix	L		3-4
2005		at Pomona	L		10-14
2006		at Phoenix	W		10-5
2006		at Phoenix	W		1014-10
2006		at Phoenix	W		4-2
2007		at Pomona	W		14-8
2007		at Pomona	W		11-0
2007		at Pomona	W		6-5
2008		at Phoenix	W		14-5
2008		at Phoenix	W		3-1
2008		at Phoenix	W	10	9-7
2009		at Phoenix	W		7-3
2009		at Phoenix	W		10-1
2010		at Pomona	W		7-3
2010		at Pomona	L		2-4
2010		at Pomona	L		3-5
2010		at Pomona	W		13-11
2011		at Pomona	W		7-4
2012		at Pomona	W		16-4
2013		at Phoenix	L		2-3
2013		at Phoenix	L		6-7

HAWAII 12-15

1974		at Pomona	W		6-4
1975		at Honolulu, Hawaii	W		7-1
1975		at Honolulu, Hawaii	L		0-5
1975		at Honolulu, Hawaii	L		0-6
1975		at Honolulu, Hawaii	W		10-4
1975		at Honolulu, Hawaii	L		3-10
1975		at Honolulu, Hawaii	L		5-6
1976		at Honolulu, Hawaii	W		8-4
1976		at Honolulu, Hawaii	L		5-6
1976		at Honolulu, Hawaii	W		4-2
1976		at Honolulu, Hawaii	W		8-4
1976		at Honolulu, Hawaii	L		1-5
1977		at Pomona	W		8-6
1979		at Honolulu, Hawaii	L		4-5
1979		at Honolulu, Hawaii	L		1-4
1979		at Pomona	W		5-1
1980		at Honolulu, Hawaii	L		7-10
1980		at Honolulu, Hawaii	L		0-6
1983		at Honolulu, Hawaii	W		8-6
1983		at Honolulu, Hawaii	L		5-13
1985		at Honolulu, Hawaii	W		4-3
1985		at Honolulu, Hawaii	L		2-14
1985		at Honolulu, Hawaii	L		4-5
1985		at Pomona	W		5-4
1987		at Honolulu, Hawaii	L		0-1
1987		at Honolulu, Hawaii	W		6-3
1992		at Honolulu, Hawaii	L		9-11

HAWAII HILO 6-6

1979		at Honolulu, Hawaii	W		11-2
1979		at Honolulu, Hawaii	W		5-3
1985		at Hilo, Hawaii	L		9-12
1985		at Hilo, Hawaii	L		2-5
1987		at Honolulu, Hawaii	L		5-9
1987		at Honolulu, Hawaii	W		5-3
1992		at Honolulu, Hawaii	W		13-3
1992		at Honolulu, Hawaii	L		5-8
1995		at Hilo, Hawaii	L		1-9
1995		at Hilo, Hawaii	L		1-9
1995		at Hilo, Hawaii	W		6-0
1995		at Hilo, Hawaii	W		5-0

HAWAII PACIFIC 10-4

1995		at Honolulu, Hawaii	L		5-6
1995		at Honolulu, Hawaii	W		11-3
1995		at Honolulu, Hawaii	W		10-4
1995		at Honolulu, Hawaii	L		3-8
2002		at Pomona	W		7-1
2002		at Pomona	W		3-2
2002		at Pomona	W		10-9
2002		at Pomona	W		8-6
2003		at Pomona	W		3-1
2003		at Pomona	W		13-8
2004		at Pomona	W		10-3
2004		at Pomona	L		2-3
2004		at Pomona	L		6-7
2004		at Pomona	W		6-2

HOPE INTERNATIONAL 1-1

2019		at Pomona	W		3-0
2019		at Pomona	L		3-11

HOUSTON 0-3

1988		at Houston, Texas	L	14	4-5
1988		at Houston, Texas	L		0-7
1988		at Houston, Texas	L		7-8

IOWA 0-2

1983		at Honolulu, Hawaii	L		2-3
1983		at Honolulu, Hawaii	L		2-3

JACKSONVILLE STATE 0-2

1983	N	at Riverside	W	11	8-4
1983	N	at Riverside	W		9-7

LA VERNE 9-2

1965		at Pomona	W		8-3
1965		at La Verne	W		9-3
1966		at La Verne	L		1-10
1966		at Pomona	L		1-5
1967		at La Verne	W		7-2
1967		at Pomona	W		2-0
1968		at La Verne	W		9-5
1969		at La Verne	W		2-1
1969		at Pomona	W		4-3
1970		at Pomona	W		11-1
2009		at Pomona	W		3-1

LEWIS & CLARK 0-2

1992		at Honolulu, Hawaii	L		3-8
1992		at Honolulu, Hawaii	L		3-7

LONG BEACH STATE 27-27-2

1963		at Los Angeles	W		3-2
1965		at Long Beach	L		4-5
1965		at Pomona	W		7-4
1966		at Long Beach	L		1-8
1966		at Long Beach	L		2-3
1967		at Pomona	L		6-12
1967		at Long Beach	L		2-12
1967		at Long Beach	L		0-1
1968		at Long Beach	T		1-1
1968		at Pomona	W		2-1
1968		at Pomona	W		4-0
1969		at Pomona	W		12-11
1969		at Long Beach	W		6-2
1969		at Long Beach	L		1-2
1970		at Long Beach	L		5-6
1970		at Pomona	W		9-3
1970		at Pomona	W		5-0
1971		at Pomona	L		1-2
1971		at Long Beach	L		3-5
1972		at Long Beach	T		5-5
1972		at Pomona	W		3-2
1972		at Long Beach	W		9-3
1972		at Pomona	W		9-2
1973		at Pomona	L		2-8
1973		at Long Beach	L		2-3
1974		at Long Beach	L		1-4
1974		at Pomona	W		4-3
1974		at Pomona	W		6-5
1975		at Long Beach	L		1-2
1975		at Pomona	W		7-4
1976		at Pomona	L		0-5
1976		at Long Beach	L		1-2
1977		at Long Beach	L		0-7
1977		at Long Beach	W		5-3
1977		at Pomona	W		4-3
1978		at Pomona	L		3-7
1978		at Pomona	W		8-2
1978		at Long Beach	L		2-8
1979		at Long Beach	L	10	12-13
1980		at Pomona	L		6-7
1980		at Long Beach	W		16-1
1981		at Long Beach	W		10-7
1981		at Long Beach	L		3-5
1981		at Pomona	W		11-10
1982		at Long Beach	L		9-11
1982		at Pomona	L		5-7
1983		at Pomona	W		5-1
1983		at Long Beach	L		5-12
1984		at Pomona	W		7-6
1984		at Long Beach	W		10-4
1985		at Pomona	L		2-9
1985		at Long Beach	W		24-8
1986		at Pomona	L		6-9
1987		at Long Beach	W		10-7
1988		at Pomona	W		5-1
1988		at Long Beach	W		9-8

LOYOLA MARYMOUNT 20-19

1965		at Los Angeles	W		15-10
1966		at Los Angeles	L		1-3
1966		at Pomona	W		10-0
1967		at Los Angeles	W		7-3
1967		at Pomona	W		2-0
1970		at Pomona	L		1-7
1970		at Los Angeles	W		6-5
1971		at Los Angeles	W		6-4
1971		at Pomona	L		4-6
1972		at Los Angeles	W		7-6
1972		at Pomona	L		5-9
1973		at Los Angeles	L		3-6
1973		at Pomona	W		7-2
1974		at Los Angeles	W		5-2
1974		at Pomona	W		11-3
1975		at Pomona	L		2-3
1975		at Los Angeles	L		5-8
1976		at Pomona	L		4-8
1976		at Los Angeles	W		9-5
1977		Unknown	L		2-13
1977		Unknown	L		8-16
1978		at Los Angeles	W	10	4-3
1979		Unknown	L		3-4
1979		Unknown	L		3-5
1980		at Los Angeles	W		8-2
1980		at Pomona	W		3-0
1981		at Los Angeles	L		1-12
1981		at Pomona	W		7-2
1982		at Los Angeles	L		5-8
1982		at Pomona	W		5-3
1983		at Los Angeles	W		5-0
1983		at Pomona	W		10-2
1984		at Pomona	W		7-6
1984		at Los Angeles	W		6-0
1985		at Los Angeles	L		8-9
1987		at Los Angeles	L		3-5
1989		at Los Angeles	L		9-19
1990		at Los Angeles	L		4-8
1996		at Los Angeles	L		7-8

MERCYHURST 1-0

2015	N	at Cary, NC	W		5-1

MILLERSVILLE 0-1

2016	N	at Cary, NC	L		3-11

MINNESOTA STATE 2-0

1979	N	at Springfield, Ill.	W		10-4
1980	N	at Riverside	W		10-4

MISSOURI 1-1

1980		at Honolulu, Hawaii	L	14	7-8
1980		at Honolulu, Hawaii	W		12-5

MONTANA STATE BILLINGS 5-2

1969		at Pomona	W		16-1
1969		at Pomona	W		13-0
1969		at Pomona	W		9-0
2022		at Pomona	L		4-9
2022		at Pomona	W		15-8
2022		at Pomona	L		3-7
2022		at Pomona	W		15-1

MONTCLAIR STATE 0-1

1993		at Pomona	L		0-1

NEBRASKA 1-1

1979		at Honolulu, Hawaii	L		0-7
1979		at Honolulu, Hawaii	W		9-1

NEVADA 0-1

1996		at Reno, Nev.	L		1-17

NEW HAVEN 4-0

1980	N	at Riverside	W		6-4
1980	N	at Riverside	W		13-6
1985	N	at Montgomery, Ala.	W		6-5
1985	N	at Montgomery, Ala.	W		7-2

NEW HAVEN 4-0

1980	N	at Riverside	W		6-4

NEW MEXICO HIGHLANDS 1-0

2007		at St. George, Utah	W		11-5

NORTHEASTERN 1-0

1990		Florida	W		11-0

NORTHERN COLORADO 2-0

1993		at Pomona	W		7-0
1993		at Pomona	W		11-6

NORTHERN KENTUCKY 0-1

2005		at Pomona	L		8-9

NORTHWEST NAZARENE 0-1

2022	N	at San Diego	L		7-10

NOVA SOUTHEASTERN 0-1

2016	N	at Cary, NC	L		2-5

OKLAHOMA 1-1

1986		at Norman, Okla.	W		15-12
1986		at Norman, Okla.	L		4-19

ORAL ROBERTS 3-1

1980		at Pomona	W		5-4
1980		at Pomona	W		1-0
1986		at Tulsa, Okla.	L		7-10
1986		at Tulsa, Okla.	W		11-5

OPPONENT HISTORY

OREGON 3-0

1974	at Pomona	W	3-2
1974	at Pomona	W	4-0
1975	at Pomona	W	2-1

PACE 1-1

2007	at Pomona	W	6-1
2007	at Pomona	L	4-7

PACIFIC 1-1

1981	at Stockton	L	0-1
1982	at Stockton	W	6-1

PENNSYLVANIA 2-0

1999	at Pomona	W	21-3
1999	at Pomona	W	5-4

PEPPERDINE 25-28-1

1965	at Pomona	L	5-7
1965	at Pomona	W 10	4-2
1966	at Malibu	W	12-3
1966	at Pomona	W	7-2
1967	at Pomona	W	9-2
1968	at Pomona	L	1-12
1968	at Pomona	W	8-5
1968	at Malibu	W	17-3
1969	at Pomona	W	13-4
1969	at Pomona	W	2-1
1970	at Malibu	L	2-9
1970	at Pomona	W	7-5
1971	at Pomona	W	5-2
1971	at Malibu	L	3-7
1972	at Pomona	W	7-0
1973	at Malibu	W	6-3
1973	at Pomona	L	2-10
1974	at Malibu	L	1-8
1975	at Pomona	W	3-2
1975	at Pomona	L	0-3
1976	at Pomona	W	3-2
1976	at Pomona	W	4-1
1976	at Malibu	W	15-4
1976	at Malibu	L	0-2
1977	at Malibu	W	3-0
1978	at Pomona	T	4-4
1978	at Malibu	W	3-1
1979	at Pomona	W	8-6
1980	at Pomona	W	5-3
1980	at Malibu	L	1-5
1981	at Pomona	L	2-10
1981	at Malibu	L	3-8
1982	at Pomona	L	3-8
1982	at Malibu	L	1-2
1983	at Pomona	L	4-8
1984	at Pomona	L	7-9
1984	at Malibu	L	0-2
1985	at Pomona	L	0-2
1985	at Malibu	L	5-6
1985	at Malibu	W	7-6
1986	at Pomona	W	8-5
1986	at Malibu	L	0-10
1987	at Malibu	W	6-4
1987	at Pomona	W	6-5
1988	at Pomona	W	11-4
1989	at Pomona	L	3-5
1989	at Malibu	L	2-3
1990	at Pomona	L	6-12
1990	at Malibu	L	9-10
1991	at Malibu	L	5-6
1992	at Malibu	L	6-8
1993	at Malibu	L	2-4
1994	at Malibu	L	2-8
1995	at Malibu	L	1-6

POINT LOMA 18-10

1960	at Pomona	W	10-1
1960	at Pomona	W	13-8
1965	at Pomona	W	9-0
1965	at Pasadena	W	8-7
1994	at San Diego	L	2-16
1994	at San Diego	W	8-4
1994	at San Diego	L	1-2
1995	at Pomona	W	6-5
1996	at San Diego	W	3-1
1996	at San Diego	L	0-1
2000	at Pomona	W	21-5
2000	at San Diego	W	7-6
2000	at San Diego	W	8-2
2002	at San Diego	W	7-2
2003	at San Diego	W	9-3
2014	at San Diego	W	5-4
2014	at San Diego	W	4-3
2014	at Pomona	W	7-6
2015 N	at Walnut	W	12-0
2017	at Pomona	L	6-8
2017	at San Diego	W	14-12
2017	at Pomona	L	2-6
2020	at Pomona	L	3-6
2022 N	at San Diego	L	2-7
2023 N	at Seaside	W	5-4
2024	at Pomona	L	4-17
2024 N	at San Diego	L	3-8
2024 N	at San Diego	L	4-12

PORTLAND 0-1

1992	at Pomona	L	5-7

PORTLAND STATE 1-1

1987	at Honolulu, Hawaii	W	6-3
1987	at Honolulu, Hawaii	L	3-4

REDLANDS 4-1

1965	at Pomona	W	9-2
1966	at Redlands	W	9-4
1967	at Pomona	L Ext.	1-2
1968	at Redlands	W	6-5
1969	at Pomona	W	16-2

REGIS 2-0

1997	at Pomona	W	3-1
1997	at Pomona	W	5-3

RICE 0-1

1988	at Houston, Texas	L	3-7

SACRAMENTO STATE 4-6

1985	N	at Pomona	W	5-3
1985	N	at Pomona	L	9-10
1985	N	at Pomona	W	14-4
1985	N	at Pomona	L	5-7
1985	N	at Pomona	W	9-7
1988	N	at Sacramento	L	6-12
1988	N	at Sacramento	W	13-8
1988	N	at Sacramento	L	5-9
1988	N	at Sacramento	L	2-4
1991		at Sacramento	L	3-12

SACRED HEART 1-0

1976	N	at Springfield, Ill.	W	12-1

SAINT MARTIN'S 16-2

2007	at Pomona	W	17-4
2007	at Pomona	W	4-3
2007	at Pomona	L	4-7
2007	at Pomona	W	6-5
2010	at Pomona	W 10	6-5
2010	at Pomona	W	12-11
2010	at Pomona	L	3-4
2010	at Pomona	W	9-1
2011	at Pomona	W	5-2
2011	at Pomona	W	7-6
2012	at Pomona	W	20-0
2012	at Pomona	W	19-3
2012	at Pomona	W	12-2
2012	at Pomona	W	6-5
2013	at Pomona	W	9-2
2013	at Pomona	W	18-9
2013	at Pomona	W	4-1
2013	at Pomona	W	4-0

SAM HOUSTON 1-1

1988	at Huntsville, Texas	L	1-8
1988	at Huntsville, Texas	W	6-2

SAN DIEGO 22-24-1

1965	at Pomona	W	8-1
1974	at San Diego	W	9-6
1974	at San Diego	L	10-12
1974	at Pomona	W	7-5
1974	at Pomona	W	2-1
1974	at Pomona	L	1-4
1975	at San Diego	W	5-0
1975	at San Diego	W	17-2
1975	at Pomona	W	9-5
1975	at Pomona	T	2-2
1976	at San Diego	L	4-7
1976	at San Diego	L	4-9
1976	at Pomona	W	4-2
1976	at Pomona	W	4-2
1976 N	at Pomona	W	6-1
1977	Unknown	L	3-13
1977	Unknown	L	3-4
1977	Unknown	W	6-0
1977	Unknown	L	5-6
1978	at Pomona	L	3-11
1978	at Pomona	L	6-8
1978	at San Diego	L 11	5-6
1978	at San Diego	L	4-8
1978	at San Diego	W	10-9
1978	at Pomona	W	6-5
1983	at San Diego	L	2-9
1983	at San Diego	L	5-6
1983	at Pomona	L	2-3
1983	at Pomona	W	2-1
1984	at Pomona	W	6-3
1984	at Pomona	W	8-4
1985	at San Diego	W	9-6
1985	at San Diego	W	9-5
1987	at Pomona	L	8-12
1988	at San Diego	W	7-4
1988	at Pomona	W	9-8
1989	at Pomona	L	7-9
1989	at San Diego	W	13-8
1990	at Pomona	L	6-10
1991	at Pomona	W	6-3
1991	at San Diego	L	8-9
1992	at Pomona	L	1-9
1992	at Pomona	L	0-7
1993	at Pomona	L	7-13
1993	at San Diego	L	4-5
1994	at Pomona	L	7-8
1995	at San Diego	L	6-7

SAN DIEGO CHRISTIAN 1-0

2011	at Pomona	W	8-4

SAN DIEGO STATE 32-43-3

1960	at Pomona	L	3-12
1960	at Pomona	W	5-3
1961	at Pomona	L	11-12
1961	at San Diego	W	10-7
1963	at San Diego	W	6-5
1963	at San Diego	L	4-7
1965	at Pomona	L	3-4
1966	at San Diego	L	4-5
1966	at San Diego	W	3-0
1966	at Pomona	W	10-8
1967	at San Diego	L	1-6
1967	at Pomona	L	6-12
1967	at Pomona	W	6-4
1968	at San Diego	L	1-4
1968	at San Diego	L	2-6
1968	at Pomona	W	5-2
1968	at San Diego	L	3-5
1968	at San Diego	W	5-3
1969	at San Diego	W	5-2
1969	at Pomona	W	4-3
1969	at Pomona	L	1-5
1970	at San Diego	W	6-3
1970	at Pomona	L	5-7
1971	at Pomona	W	5-3
1971	at San Diego	L	2-6
1972	at San Diego	W	5-1
1972	at Pomona	W	6-5
1973	at San Diego	L	1-3
1974	at Pomona	L	1-3
1974	at San Diego	W	4-3
1974	at Pomona	L	7-9
1975	at San Diego	L	5-9
1975	at Pomona	W	3-2
1976	at San Diego	L	3-4
1976	at San Diego	W	8-5
1976	at San Diego	W	6-5
1976	at San Diego	L	2-3
1976	at Pomona	W	2-1
1977	at San Diego	L	1-9
1977	at San Diego	L	2-11
1977	at San Diego	L	1-10
1977	at Pomona	W	7-6
1978	at San Diego	L	5-13
1978	at San Diego	L	6-9
1978	at San Diego	L	9-10
1978	at San Diego	L	4-6
1978	at Pomona	W	4-1
1978	at Pomona	L	10-11
1979	at Pomona	W	8-7
1979	at Pomona	T	2-2
1979	at San Diego	W 15	3-2
1979	at San Diego	L	0-5
1980	at San Diego	L	2-6
1980	at San Diego	L	3-6
1980	at San Diego	L 10	7-8
1980	at San Diego	T	2-2
1981	at San Diego	W	3-1
1981	at San Diego	L	1-7
1981	at Pomona	W	3-0
1982	at San Diego	W	9-5
1982	at Pomona	T	7-7
1984	at San Diego	L	0-8
1984	at San Diego	L	3-4
1984	at Pomona	L	0-7
1984	at Pomona	W	6-5
1985	at Pomona	L	2-3
1985	at San Diego	L	3-4
1985	at San Diego	L	4-5
1987	at Pomona	W 10	4-3
1987	at San Diego	W	4-3
1988	at Pomona	L	9-15
1988	at San Diego	W	6-3
1990	at Pomona	W	7-6
1990	at San Diego	L	4-6
1991	at San Diego	L	6-8
1991	at Pomona	W	12-6
1992	at San Diego	L	1-5
1992	at San Diego	L	4-7

SAN FRANCISCO 2-1

1965	at Pomona	W	6-3
1965	at San Francisco	L	2-7
1966	at Pomona	W	7-6

SAN FRANCISCO STATE 77-47

1972	at San Francisco	W	2-1
1972	at San Francisco	L	2-5
1973	at San Francisco	L	7-10
1973	at San Francisco	W	9-1
1973	at Pomona	L	2-9
1973	at Pomona	W	6-1
1974	at Pomona	L	4-6
1974	at Pomona	W	6-2
1976	at Pomona	W	11-5
1979 N	at Pomona	W	11-1
1983 N	at Pomona	W	4-3
1983 N	at Pomona	W	5-0
1983 N	at Pomona	L	6-8
1983 N	at Pomona	W	4-1
1996	at Pomona	L	0-3
1996	at San Francisco	W	7-4
1996	at San Francisco	W	4-1
1997	at San Francisco	L	2-6
1998	at San Francisco	L	5-10
1998	at San Francisco	W	15-14
1999 *	at San Francisco	L	2-9
1999 *	at San Francisco	L	5-14
1999 *	at San Francisco	W	10-6
1999 *	at San Francisco	L	1210-11
2000 *	at Pomona	W	11-0
2000 *	at Pomona	W	8-6
2000 *	at Pomona	W	13-12
2000 *	at Pomona	W	7-4
2001 *	at San Francisco	W	10-4
2001 *	at San Francisco	W 14	12-9
2001 *	at San Francisco	W	12-4
2001 *	at San Francisco	L	11-12
2002 *	at Pomona	W	20-5
2002 *	at Pomona	L	7-11
2002 *	at Pomona	W	3-2
2002 *	at Pomona	W	8-3
2003 *	at San Francisco	L	0-6
2003 *	at San Francisco	L	1-2
2003 *	at San Francisco	L 8	4-5
2003 *	at San Francisco	W	12-6
2004 *	at Pomona	L	10-13
2004 *	at Pomona	L	3-4
2004 *	at Pomona	L	2-10
2004 *	at Pomona	L	3-11
2005 *	at San Francisco	W	5-1
2005 *	at San Francisco	W	3-1
2005 *	at San Francisco	L	8-9
2005 *	at San Francisco	L	3-6
2006 *	at Pomona	W	13-7
2006 *	at Pomona	L 11	9-10
2006 *	at Pomona	W	3-2
2006 *	at Pomona	L	7-8
2007 *	at San Francisco	W 10	7-4
2007 *	at San Francisco	W	5-3
2007 *	at San Francisco	W	15-10
2007 *	at San Francisco	W	4-0
2008 *	at Pomona	W	10-5
2008 *	at Pomona	W	11-0
2008 *	at Pomona	W	5-2
2008 *	at Pomona	W	8-2
2009 *	at San Francisco	W	7-4
2009 *	at San Francisco	L	6-14
2009 *	at San Francisco	W	16-15
2009 *	at San Francisco	L	2-3
2010 *	at Pomona	L	3-6
2010 *	at Pomona	W	11-2
2010 *	at Pomona	W	5-2
2010 *	at Pomona	W	8-4
2011 *	at San Francisco	W	6-5
2011 *	at San Francisco	W	5-1
2011 *	at San Francisco	L	0-1
2011 *	at San Francisco	W	6-2
2012 *	at Pomona	W	8-2
2012 *	at Pomona	W	5-0
2012 *	at Pomona	W	20-4
2012 *	at Pomona	L	2-3
2013 *	at San Francisco	W	8-1
2013 *	at San Francisco	L	4-5
2013 *	at San Francisco	W	7-0
2013 *	at San Francisco	W	11-1
2014 *	at Pomona	W	4-0
2014 *	at Pomona	W	3-2
2014 *	at Pomona	L	0-1
2014 *	at Pomona	W	6-3
2015 *	at San Francisco	W	8-1
2015 *	at San Francisco	W	8-5
2015 *	at San Francisco	W	5-1
2015 *	at San Francisco	L	2-7
2016 *	at San Francisco	L 10	4-5
2016 *	at San Francisco	W	7-4
2016 *	at San Francisco	W	9-4
2017 *	at Pomona	W	3-0
2017 *	at Pomona	W 11	3-2
2017 *	at Pomona	W	8-4
2018 *	at San Francisco	W	8-2
2018 *	at San Francisco	W	14-7
2018 *	at San Francisco	W	5-2
2018 *	at San Francisco	L	5-9
2019 *	at Pomona	L	2-8
2019 *	at Pomona	L	7-8
2019 *	at Pomona	L 9	5-7
2019 *	at Pomona	W	4-3
2020 *	at San Francisco	L 15	4-5
2020 *	at San Francisco	W	7-3
2020 *	at San Francisco	W	6-1
2020 *	at San Francisco	L	1-4
2022 *	at Pomona	W	9-4
2022 *	at Pomona	W	6-0
2022 *	at Pomona	W	6-5
2022 *	at Pomona	W	11-5
2023 *	at San Francisco	L	4-6
2023 *	at San Francisco	L	11-12
2023 *	at San Francisco	W	11-1
2023 *	at San Francisco	W	6-5
2023 C	at Seaside	W	8-5
2024 *	at Pomona	W	11-1
2024 *	at Pomona	L	1-5
2024 *	at Pomona	W	3-2
2024 *	at Pomona	W	8-3
2024 C	at Pomona	L	4-5
2025 *	at San Francisco	L	5-16
2025 *	at San Francisco	L	4-5
2025 *	at San Francisco	L	3-13
2025 *	at San Francisco	L	7-12

SAN JOSE STATE 2-1

1972	at San Jose	L	8-10
1972	at San Jose	W	7-4
1972	at San Jose	W	6-4

SANTA CLARA 1-5

1968	at Santa Clara	L	7-8
1969	at Santa Clara	L	2-5
1970	at Santa Clara	L	4-6
1971	at Santa Clara	L	5-10
1973	at Santa Clara	L	4-5
1973	at Pomona	W	5-4

SONOMA STATE 52-58

1991	at Rohnert Park	W	3-0
1991	at Rohnert Park	W	5-1
1993	at Rohnert Park	W	6-1
1993	at Rohnert Park	L	1-8
1994	at Pomona	W	8-3
1994	at Pomona	L	4-17
1996	at Pomona	L	1-9
1996	at Rohnert Park	L	4-5
1996	at Rohnert Park	L	1-9
1997	at Pomona	W	8-6
1997	at Rohnert Park	L	1-3
1997	at Rohnert Park	L	1-3
1998	at Pomona	W	11-8
1998	at Pomona	L	0-2
1999 *	at Pomona	W 10	8-7
1999 *	at Pomona	W 12	7-6
1999 *	at Pomona	L	3-6
1999 *	at Pomona	L	2-3
2000 *	at Pomona	L	8-11
2000 *	at Pomona	W	5-3
2000 *	at Pomona	W	8-4
2000 *	at Pomona	L	2-5
2001 *	at Rohnert Park	L	9-11
2001 *	at Rohnert Park	L	7-14
2001 *	at Rohnert Park	L 10	4-5

OPPONENT HISTORY

2001	*	at Rohnert Park	W		9-6
2001	C	at Chico	W		13-12
2001	C	at Chico	L		3-12
2002	*	at Rohnert Park	L		1-2
2002	*	at Rohnert Park	W		3-2
2002	*	at Rohnert Park	W		9-5
2002	*	at Rohnert Park	L		1-3
2003	*	at Pomona	W		12-5
2003	*	at Pomona	L		1-7
2003	*	at Pomona	L		4-8
2003	*	at Pomona	L		1-13
2004	*	at Rohnert Park	W		5-4
2004	*	at Rohnert Park	W		4-2
2004	*	at Rohnert Park	L		0-6
2004	*	at Rohnert Park	L		0-8
2005	*	at Pomona	W		11-0
2005	*	at Pomona	W		5-0
2005	*	at Pomona	W		7-6
2005	*	at Pomona	L		2-7
2006	*	at Rohnert Park	L		6-7
2006	*	at Rohnert Park	W		6-3
2006	*	at Rohnert Park	W		1-0
2006	*	at Rohnert Park	W		12-7
2007	*	at Pomona	L		1-10
2007	*	at Pomona	L		0-11
2007	*	at Pomona	L		7-18
2007	*	at Pomona	W		8-6
2008	*	at Rohnert Park	L		4-6
2008	*	at Rohnert Park	L		0-7
2009	*	at Pomona	W		14-7
2009	*	at Pomona	L		4-6
2009	*	at Pomona	W		7-6
2009	*	at Pomona	L		0-6
2010	*	at Rohnert Park	W		11-5
2010	*	at Rohnert Park	W		7-6
2010	*	at Rohnert Park	W		8-4
2010	*	at Rohnert Park	L		9-13
2011	*	at Pomona	L		3-8
2011	*	at Pomona	L		2-3
2011	*	at Pomona	W		3-0
2011	*	at Pomona	W		8-5
2011	C	at Stockton	W		11-4
2011	N	at La Jolla	L		2-10
2011	N	at La Jolla	W		5-4
2011	N	at La Jolla	L		5-8
2012	*	at Rohnert Park	L		4-5
2012	*	at Rohnert Park	W		5-1
2012	*	at Rohnert Park	L		2-4
2012	*	at Rohnert Park	L		2-9
2013	*	at Pomona	L		5-7
2013	*	at Pomona	W		10-5
2013	*	at Pomona	L		1-3
2013	*	at Pomona	L		0-6
2014	C	at Stockton	W		9-4
2015	*	at Rohnert Park	L		3-5
2015	*	at Rohnert Park	W		9-6
2015	*	at Rohnert Park	L		3-4
2015	*	at Rohnert Park	W		4-0
2016	*	at Pomona	W		10-2
2016	*	at Pomona	L		3-6
2016	*	at Pomona	L		7-8
2017	*	at Rohnert Park	W		7-0
2017	*	at Rohnert Park	W		4-2
2017	*	at Rohnert Park	W		9-1
2018	*	at Pomona	W		11-4
2018	*	at Pomona	W		10-3
2018	*	at Pomona	L		3-5
2018	*	at Pomona	L		7-9
2019	*	at Rohnert Park	L	11	5-6
2019	*	at Rohnert Park	W		9-4
2019	*	at Rohnert Park	L		4-7
2019	*	at Rohnert Park	L		5-9
2022	*	at Rohnert Park	W	11	8-0
2022	*	at Rohnert Park	W		13-0
2022	*	at Rohnert Park	L		1-7
2022	*	at Rohnert Park	L		7-8
2024	*	at Rohnert Park	W		17-3
2024	*	at Rohnert Park	W		10-2
2024	*	at Rohnert Park	W		15-7
2024	*	at Rohnert Park	L		3-5
2024	C	at Pomona	W		8-3
2025	*	at Pomona	L		4-5
2025	*	at Pomona	L		12-14
2025	*	at Pomona	L		2-6
2025	*	at Pomona	W		12-4

SIU EDWARDSVILLE 3-1

1971		at Anaheim	W		4-3
1971		at Anaheim	L		0-6
1976	N	at Springfield, Ill.	W		6-5
1976	N	at Springfield, Ill.	W		17-3

SOUTHERN INDIANA 1-0

2016	N	at Cary, NC	W	10	2-1

SOUTHERN UTAH 5-2

1965		at Pomona	W		10-1
1965		at Pomona	W		11-1
1989		at Cedar City, Utah	W		11-2
1989		at Cedar City, Utah	L		8-9
1989		at Cedar City, Utah	W		14-3
1989		at Cedar City, Utah	L		3-4
1994		at Grand Junction, Colo.	W		10-0

STANFORD 7-17

1962		at Stanford	L	10	3-4
1962		at Stanford	W	13	2-1
1963		at Stanford	W		5-3
1964		at Stanford	L		6-7
1964		at Stanford	W		7-6
1966		at Stanford	W		3-2
1966		at Stanford	L		0-3
1967		at Stanford	L		3-13
1967		at Stanford	W		2-1
1968		at Stanford	L		4-5
1968		at Stanford	L		0-2
1968		at Stanford	L		0-1
1968		at Pomona	L		3-4
1969		at Stanford	L		1-10
1969		at Stanford	L		4-5
1969		at Stanford	L		0-1
1969		at Pomona	L		1-3
1970		at Stanford	L		2-7
1970		at Stanford	W		1-0
1970		at Stanford	L		0-3
1971		at Stanford	W		6-2
1971		at Stanford	L		0-7
1971		at Stanford	L		2-7
1982		at Stanford	L		2-5

STANISLAUS STATE 39-70-1

1993		at Turlock	W		9-7
1993		at Turlock	W		6-4
1995		at Pomona	W		8-7
1995		at Pomona	W		2-1
1995		at Pomona	W		6-5
1995		at Turlock	W		7-5
1995		at Turlock	L		1-2
1995		at Turlock	L		3-6
1996		at Pomona	L		0-1
1996		at Pomona	W		5-1
1997		at Turlock	W		15-0
1997		at Turlock	W		10-0
1999	*	at Turlock	L		5-6
1999	*	at Turlock	L		7-20
1999	*	at Turlock	W		11-5
1999	*	at Turlock	W		12-7
2000	*	at Pomona	W	10	6-5
2000	*	at Pomona	W		6-5
2000	*	at Pomona	W		11-2
2000	*	at Pomona	W		5-0
2001	*	at Turlock	W		6-5
2001	*	at Turlock	L		0-3
2001	*	at Turlock	L		2-3
2001	*	at Turlock	W		7-1
2002	*	at Pomona	L		5-10
2002	*	at Pomona	W		5-4
2002	*	at Pomona	W		4-3
2002	*	at Pomona	W		12-10
2003	*	at Turlock	L		2-3
2003	*	at Turlock	L		3-4
2003	*	at Turlock	W		3-0
2003	*	at Turlock	L		0-4
2004	*	at Pomona	W		8-0
2004	*	at Pomona	W		7-4
2004	*	at Pomona	W	11	5-4
2004	*	at Pomona	T		5-5
2005	*	at Turlock	W		5-3
2005	*	at Turlock	W		9-8
2005	*	at Turlock	W		5-4
2005	*	at Turlock	W		6-0
2006	*	at Pomona	L		2-3
2006	*	at Pomona	W		3-2
2006	*	at Pomona	W		5-3
2006	*	at Pomona	L		3-19
2007	*	at Turlock	W		8-1
2007	*	at Turlock	L		1-7
2007	*	at Turlock	W		5-3
2007	*	at Turlock	L		2-3
2008	*	at Pomona	W		7-6
2008	*	at Pomona	L		5-15
2008	*	at Pomona	L		0-11
2008	*	at Pomona	L		8-13
2009	*	at Turlock	L		2-12
2009	*	at Turlock	W		6-1
2009	*	at Turlock	L		4-6
2009	*	at Turlock	L		2-4
2010	*	at Pomona	L		0-1
2010	*	at Pomona	L		1-13
2010	*	at Pomona	L		2-4
2010	*	at Pomona	W		17-5
2011	*	at Turlock	W		4-3
2011	*	at Turlock	W		4-3
2011	*	at Turlock	W		13-1
2011	*	at Turlock	L	10	5-6
2012	*	at Pomona	W		4-2
2012	*	at Pomona	L		0-1
2012	*	at Pomona	W		7-2
2012	*	at Pomona	W		3-1
2013	*	at Turlock	W		17-2
2013	*	at Turlock	W		7-3
2013	*	at Turlock	W		4-0
2013	*	at Turlock	W		8-4
2014	*	at Pomona	W		10-0
2014	*	at Pomona	L		3-4
2014	*	at Pomona	W		6-1
2014	*	at Pomona	W		8-4
2015	*	at Pomona	W		3-1
2015	*	at Pomona	L		8-11
2015	*	at Pomona	L		0-3
2015	*	at Pomona	W		7-0
2016	*	at Turlock	L		1-10
2016	*	at Turlock	W		6-3
2017	*	at Pomona	L		7-14
2017	*	at Pomona	L		2-4
2017	*	at Pomona	W		7-3
2018	*	at Turlock	L		0-2
2018	*	at Turlock	W		10-9
2018	*	at Turlock	W		2-1
2018	*	at Turlock	W		6-4
2019	*	at Pomona	L		5-8
2019	*	at Pomona	W		5-3
2019	*	at Pomona	W		3-2
2019	*	at Pomona	W		3-2
2022	*	at Turlock	W		9-0
2022	*	at Turlock	W		8-1
2022	*	at Turlock	W		7-4
2022	*	at Turlock	L		1-3
2023	*	at Pomona	W		6-1
2023	*	at Pomona	L		2-4
2023	*	at Pomona	L		1-6
2023	*	at Pomona	L		1-6
2023	C	at Seaside	W		10-1
2024	*	at Turlock	W		5-4
2024	*	at Turlock	W		6-4
2024	*	at Turlock	W		9-1
2024	*	at Turlock	W		8-4
2025	*	at Pomona	W		7-2
2025	*	at Pomona	W		3-1
2025	*	at Pomona	L		2-4
2025	*	at Pomona	W		13-2

TAMPA 0-2

1990		at Tampa	L	8	4-6
2015	N	at Cary, NC	L	10	4-7

TCU 1-1

1986		at Fort Worth, Texas	L		1-7
1986		at Fort Worth, Texas	W		3-1

THE MASTER'S 4-11-1

1992		at Pomona	W		12-11
1993		at Pomona	W		5-3
1993		at Pomona	L		4-5
1994		at Pomona	L		7-10
1994		at Pomona	T		3-3
1995		at Santa Clarita	L		3-4
1995		at Pomona	L		7-9
1995		at Pomona	L		1-3
1996		at Pomona	L		6-8
1997		at Santa Clarita	W		8-0
2000		at Santa Clarita	L		2-3
2000		at Pomona	L		5-7
2003		at Pomona	W		10-9
2025		at Santa Clarita	L		6-9
2025		at Santa Clarita	L		5-6
2025		at Santa Clarita	L		2-5

TRUMAN STATE 1-0

2015	N	at Cary, NC	W		13-2

UC COLORADO SPRINGS 14-9

2017		at Pomona	L		3-4
2017		at Pomona	W		8-0
2017		at Pomona	W		4-3
2018		at Pomona	W		6-1
2018		at Pomona	W		13-4
2018		at Pomona	L		1-10
2018		at Pomona	L		3-8
2019		at Colo. Springs, Colo.	W		14-3
2019		at Colo. Springs, Colo.	L		5-10
2019		at Colo. Springs, Colo.	L		7-20
2019		at Colo. Springs, Colo.	L		6-12
2020		at Pomona	W	12	7-6
2020		at Pomona	L		1-3
2020		at Pomona	W		2-1
2020		at Pomona	L		1-3
2022		at Pomona	L		1-7
2022		at Pomona	W		8-7
2022		at Pomona	W	9	8-7
2022		at Pomona	W		5-4
2023		at Pomona	W		4-0
2023		at Pomona	W		10-1
2023		at Pomona	W		11-3
2023		at Pomona	W		10-3

UC DAVIS 15-21

1979	N	at Pomona	W		3-1
1979	N	at Pomona	W		8-7
1991		at Pomona	L		7-17
1991		at Pomona	W		5-3
1991		at Pomona	W		6-1
1993	N	at San Luis Obispo	L		14-15
1997		at Pomona	W		8-4
1997		at Pomona	L		4-5
1997		at Pomona	L		6-12
1999	*	at Davis	L		4-6
1999	*	at Davis	L		7-8
1999	*	at Davis	L		0-1
1999	*	at Davis	L		2-10
2000	*	at Pomona	W		7-5
2000	*	at Pomona	L		2-8
2000	*	at Pomona	W		10-4
2001		at Pomona	W		4-3
2001	*	at Davis	L		1-7
2001	*	at Davis	W		21-7
2001	*	at Davis	W		10-9
2001	*	at Davis	L		5-6
2002		at Pomona	L		8-16
2002	*	at Pomona	L		6-13
2002	*	at Pomona	L	10	3-7
2002	*	at Pomona	L		1-6
2002	*	at Pomona	W		8-7
2003		at Pomona	L		4-9
2003		at Pomona	L		3-5
2003	*	at Davis	L	12	4-6
2003	*	at Davis	W		10-4
2003	*	at Davis	L		6-8
2004		at Pomona	W		4-3
2004	*	at Pomona	W		5-1
2004	*	at Pomona	L		9-10
2004	*	at Pomona	L		3-9
2004	*	at Pomona	W		8-4

UC IRVINE 14-19-1

1976		at Pomona	T		6-6
1976		at Irvine	W		16-2
1977		at Irvine	L		0-2
1977		at Irvine	W		6-5
1977		at Pomona	L		2-5
1977		at Pomona	L		1-5
1978		at Irvine	L		1-10
1979		at Irvine	L		3-9
1979		at Pomona	L		0-1
1980		at Irvine	W		7-5
1980		at Pomona	W		5-1
1981		at Irvine	W		19-16
1981		at Pomona	W		9-4
1982		at Irvine	W		3-1
1982		at Pomona	W		7-2
1983		at Pomona	W		4-2
1984		at Irvine	W		13-3
1984		at Pomona	L		6-7
1985		at Irvine	L		2-8
1985		at Pomona	L		4-6
1986		at Pomona	L		0-1
1986		at Irvine	W		6-5
1987		at Pomona	L		6-11
1987		at Irvine	L		1-9
1988		at Pomona	W	11	1-0
1988		at Irvine	L		7-17
1989		at Pomona	L		7-11
1989		at Irvine	L		9-20
1990		at Pomona	W		4-3
1990		at Irvine	L		12-13
1991		at Irvine	L		1-10
1991		at Pomona	L		8-13
1992		at Pomona	W		5-4
1992		at Irvine	L		1-6

UC RIVERSIDE 90-96-1

1967		at Pomona	W		5-0
1968		at Pomona	W		4-2
1968		at Riverside	W		7-4
1969		at Riverside	W		9-8
1969		at Pomona	W		8-2
1970	*	at Riverside	W		16-3
1970	*	at Pomona	W		9-1
1970	*	at Pomona	W		8-1
1970	*	at Pomona	W		5-2
1970	*	at Riverside	W		7-4
1970	*	at Riverside	W		12-3
1971	*	at Riverside	L		7-11
1971	*	at Riverside	L		3-4
1971	*	at Pomona	W		7-1
1971	*	at Pomona	W		4-1
1971	*	at Pomona	T		6-6
1971	*	at Riverside	L		1-2
1972	*	at Riverside	W		15-3
1972	*	at Pomona	W		6-4
1972	*	at Pomona	L		3-5
1972	*	at Pomona	W		3-1
1972	*	at Riverside	W		11-5
1972	*	at Riverside	W		12-1
1973	*	at Pomona	W		6-2
1973	*	at Riverside	W		10-9
1973	*	at Riverside	W		3-2
1973	*	at Riverside	W		6-1
1973	*	at Pomona	W		4-2
1973	*	at Pomona	W		6-3
1974	*	at Riverside	L		0-5
1974	*	at Pomona	L		3-6
1974	*	at Riverside	W		5-3
1974	*	at Riverside	W		8-6
1975	*	at Riverside	L		7-8
1975	*	at Pomona	W		3-1
1975	*	at Pomona	L		1-3
1975	*	at Pomona	W		4-2
1975	*	at Riverside	L		9-10
1975	*	at Riverside	W		4-0
1976	*	at Pomona	W		3-1
1976	*	at Riverside	L		7-13
1976	*	at Riverside	L		4-5
1976	*	at Riverside	W		13-12
1976	*	at Pomona	L		5-7
1976	*	at Pomona	W		5-2
1977	*	at Riverside	W		2-1
1977	*	at Pomona	L		6-7
1977	*	at Pomona	W		6-5
1977	*	at Pomona	L		4-8
1978	*	at Riverside	W		6-1
1978	*	at Pomona	W		2-1
1978	*	at Riverside	L		5-11
1978	*	at Riverside	L		2-5
1978	*	at Pomona	W		6-5
1978	*	at Pomona	W		20-12
1979		at Riverside	W		16-15
1979		at Pomona	W		7-4
1979		at Riverside	L		2-6
1979		at Pomona	W		7-3
1979		at Pomona	L		3-4
1979		at Riverside	W		8-4
1979		at Riverside	W		8-3
1979		at Pomona	L		1-5
1980	*	at Pomona	W		3-2
1980	*	at Riverside	L		1-3
1980	*	at Pomona	W		5-3
1980	*	at Pomona	L		3-7
1980	*	at Riverside	L		4-20
1980	*	at Riverside	W		15-3
1981	*	at Pomona	L		7-8
1981	*	at Riverside	L		4-5
1981	*	at Pomona	L		0-4
1981	*	at Pomona	W		3-2
1981	*	at Riverside	L		2-3
1981	*	at Riverside	W		8-7
1982	*	at Riverside	L		3-6
1982	*	at Pomona	L		0-11
1982	*	at Pomona	L		0-4
1982	*	at Pomona	W		4-3
1982	*	at Riverside	L		8-12
1982	*	at Riverside	L		0-3
1983	*	at Riverside	L		3-4
1983	*	at Pomona	W		5-1
1983	*	at Pomona	W		3-2
1983	*	at Riverside	L		1-4
1983	*	at Riverside	W		13-11
1983	*	at Pomona	W		5-3
1984	*	at Riverside	L		5-6
1984	*	at Riverside	L		7-11
1984	*	at Pomona	L		2-10
1984	*	at Pomona	W		11-1
1984	*	at Pomona	W		8-1

OPPONENT HISTORY

1985	*	at Pomona	W	3-2	
1985	*	at Pomona	W	4-2	
1985	*	at Riverside	W	5-4	
1985	*	at Riverside	L	6-7	
1985	*	at Riverside	L	6-8	
1986	*	at Pomona	L	0-3	
1986	*	at Riverside	W	5-3	
1986	*	at Riverside	W	13-5	
1986	*	at Pomona	L	9-10	
1986	*	at Pomona	W	5-4	
1987	*	at Riverside	W	10-1	
1987	*	at Pomona	L	2-10	
1987	*	at Riverside	L	10 4-5	
1987	*	at Riverside	W	19-7	
1987	*	at Pomona	L	3-6	
1988	*	at Pomona	W	9-7	
1988	*	at Riverside	L	7-8	
1988	*	at Riverside	L	6-8	
1988	*	at Pomona	W	11-2	
1988	*	at Pomona	W	8-1	
1989	*	at Pomona	W	8-7	
1989	*	at Riverside	W	7-6	
1989	*	at Pomona	W	13-1	
1989	*	at Riverside	L	1-18	
1989	*	at Riverside	L	2-4	
1990	*	at Pomona	L	8-12	
1990	*	at Riverside	L	1-9	
1990	*	at Pomona	L	0-7	
1990	*	at Pomona	L	5-7	
1990	*	at Riverside	L	3-13	
1991	*	at Riverside	L	8-9	
1991	*	at Pomona	W	6-2	
1991	*	at Pomona	L	2-3	
1991	*	at Riverside	L	5-6	
1991	*	at Pomona	L	1-3	
1991	*	at Riverside	W	5-4	
1992	*	at Pomona	L	0-1	
1992	*	at Pomona	W	11-8	
1992	*	at Riverside	W	9-5	
1992	*	at Riverside	L	1-5	
1992	*	at Pomona	W	6-3	
1992	*	at Pomona	W	8-5	
1993	*	at Riverside	L	1-6	
1993	*	at Pomona	L	8-11	
1993	*	at Pomona	W	3-0	
1993	*	at Pomona	W	8-3	
1993	*	at Riverside	L	8-9	
1993	*	at Riverside	L	1-5	
1994	*	at Riverside	L	2-15	
1994	*	at Pomona	W	12-1	
1994	*	at Riverside	L	3-6	
1994	*	at Riverside	W	8-6	
1994	*	at Pomona	L	11-12	
1994	*	at Pomona	W	6-4	
1995	*	at Riverside	L	4-9	
1995	*	at Riverside	L	0-12	
1995	*	at Pomona	W	3-1	
1995	*	at Pomona	L	3-4	
1995	*	at Pomona	L	4-5	
1995	*	at Pomona	W	3-0	
1995	*	at Riverside	L	0-14	
1995	*	at Riverside	L	4-12	
1996	*	at Pomona	L	0-3	
1996	*	at Riverside	L	2-6	
1996	*	at Pomona	L	10 4-8	
1996	*	at Riverside	L	2-7	
1996	*	at Riverside	L	1-3	
1996	*	at Riverside	L	0-10	
1996	*	at Pomona	L	3-12	
1996	*	at Pomona	W	7-2	
1997	*	at Riverside	L	13-16	
1997	*	at Riverside	W	8-6	
1997	*	at Pomona	L	2-3	
1997	*	at Pomona	L	3-8	
1997	*	at Pomona	W	14-7	
1997	*	at Riverside	L	4-14	
1997	*	at Pomona	L	7-8	
1997	*	at Riverside	L	9-10	
1998	*	at Pomona	W	12-6	
1998	*	at Pomona	L	10 6-7	
1998	*	at Riverside	L	7-10	
1998	*	at Riverside	W	7-3	
1998	*	at Pomona	W	19-13	
1998	*	at Riverside	L	2-12	
1998	*	at Pomona	W	6-4	
1998	*	at Riverside	L	9-10	
1999	*	at Riverside	W	10-8	
1999	*	at Riverside	L	2-10	
1999	*	at Pomona	L	0-8	
1999	*	at Pomona	L	10-17	
2000		at Riverside	L	6-10	
2000	*	at Pomona	L	1-4	
2000	*	at Riverside	L	8-12	
2000	*	at Riverside	L	3-4	
2000	*	at Pomona	L	10-11	

UC SAN DIEGO 44-58

2001	*	at La Jolla	W	11-8	
2001	*	at La Jolla	W	4-2	
2001	*	at Pomona	W	10-1	
2001	*	at Pomona	W	4-3	
2002	*	at Pomona	W	6-2	
2002	*	at Pomona	L	1-8	
2002	*	at La Jolla	L	1-8	
2002	*	at La Jolla	L	1-4	
2003	*	at La Jolla	W	5-2	
2003	*	at La Jolla	L	3-10	
2003	*	at Pomona	L	3-6	
2003	*	at Pomona	L	5-8	
2004	*	at Pomona	L	1-5	
2004	*	at Pomona	W	3-1	
2004	*	at La Jolla	L	5-15	
2004	*	at La Jolla	W	4-2	
2005	*	at Pomona	W	7-3	
2005	*	at Pomona	L	3-7	
2005	*	at Pomona	W	7-0	
2005	*	at La Jolla	W	6-3	
2005	*	at La Jolla	W	7-5	
2005	*	at La Jolla	L	0-5	
2005	C	at Chico	W	6-4	
2005	C	at Chico	L	5-8	
2006		at Pomona	L	3-7	
2006		at Pomona	L	5-8	
2006		at La Jolla	W	11-6	
2006		at La Jolla	L	4-8	
2006	*	at La Jolla	L	3-4	
2006	*	at La Jolla	L	7-10	
2006	*	at Pomona	L	1-6	
2006	*	at Pomona	W	12-3	
2007	*	at Pomona	W	4-3	
2007	*	at Pomona	L	1-2	
2007	*	at La Jolla	L	4-12	
2007	*	at La Jolla	L	0-5	
2008	*	at La Jolla	L	5-10	
2008	*	at La Jolla	L	2-3	
2008	*	at Pomona	L	4-6	
2008	*	at Pomona	L	0-2	
2009	*	at Pomona	W	3-1	
2009	*	at Pomona	L	5-19	
2009	*	at La Jolla	L	3-7	
2009	*	at La Jolla	L	9-11	
2010	*	at Pomona	L	3-7	
2010	*	at Pomona	L	2-5	
2010	*	at La Jolla	L	0-11	
2010	*	at La Jolla	L	2-5	
2011	*	at La Jolla	L	2-5	
2011	*	at La Jolla	L	1-2	
2011	*	at Pomona	L	11 7-8	
2011	*	at Pomona	W	5-1	
2011	C	at Stockton	L	6-9	
2011	C	at Stockton	W	14-12	
2011	C	at Stockton	L	2-9	
2011	N	at La Jolla	W	6-5	
2012	*	at Pomona	W	10-5	
2012	*	at Pomona	L	1-6	
2012	*	at La Jolla	W	9-3	
2012	*	at La Jolla	L	3-4	
2013	*	at La Jolla	L	6-7	
2013	*	at La Jolla	W	10-8	
2013	*	at Pomona	W	6-0	
2013	*	at Pomona	L	2-5	
2014	*	at Pomona	L	2-4	
2014	*	at Pomona	W	11 8-7	
2014	*	at La Jolla	L	5-6	
2014	*	at La Jolla	W	6-4	
2014	C	at Stockton	L	11 4-5	
2014	N	at La Jolla	L	5-20	
2015	*	at La Jolla	L	11 3-4	
2015	*	at La Jolla	W	5-2	
2015	*	at Pomona	W	8-3	
2015	*	at Pomona	W	11-7	
2015	C	at Stockton	W	2-1	
2015	N	at Walnut	W	7-4	
2016		at La Jolla	L	2-6	
2016	*	at Pomona	L	3-6	
2016	*	at La Jolla	L	0-3	
2016	*	at La Jolla	L	1-2	
2016	*	at Pomona	W	3-2	
2016	C	at Stockton	W	9-6	
2017	*	at La Jolla	W	7-1	
2017	*	at La Jolla	W	9-3	
2017	*	at Pomona	L	4-7	
2017	*	at Pomona	W	2-1	
2017	C	at Stockton	W	11 9-8	
2017	C	at Stockton	L	3-7	
2018	*	at La Jolla	W	8-3	
2018	*	at La Jolla	L	4-6	
2018	*	at Pomona	W	4-2	
2018	*	at Pomona	L	7-8	
2018	C	at Stockton	L	1-5	
2019	*	at Pomona	W	5-2	
2019	*	at Pomona	W	9-0	
2019	*	at La Jolla	L	0-6	
2019	*	at La Jolla	L	2-9	
2019	C	at Stockton	W	3-2	
2020	*	at La Jolla	L	2-3	
2020	*	at La Jolla	L	6-7	
2020	*	at Pomona	W	4-2	
2020	*	at Pomona	W	11 6-5	

UC SANTA BARBARA 17-23-1

1965	at Santa Barbara	W	5-1
1965	at Santa Barbara	L	1-2
1966	at Pomona	W	5-3
1966	at Pomona	W	4-3
1967	at Santa Barbara	L	0-3
1967	at Santa Barbara	W	3-0
1970	at Pomona	W	5-1
1970	at Santa Barbara	W	4-3
1971	at Pomona	L	4-6
1971	at Santa Barbara	L	5-6
1972	at Santa Barbara	W	4-1
1973	at Pomona	W	8-1
1973	at Santa Barbara	L	5-6
1974	at Santa Barbara	W	10-1
1975	at Santa Barbara	L	4-11
1975	at Pomona	L	3-4
1978	at Santa Barbara	L	1-6
1978	at Santa Barbara	L	3-5
1978	at Pomona	L	3-4
1978	at Pomona	L	2-6
1981	at Santa Barbara	L	5-10
1982	at Pomona	W	4-2
1983	at Santa Barbara	W	9-8
1983	at Santa Barbara	W	3-2
1984	at Pomona	L	4-7
1984	at Santa Barbara	L	3-4
1985	at Pomona	L	2-12
1985	at Santa Barbara	W	15-7
1985	at Santa Barbara	T	3-3
1986	at Santa Barbara	L	2-10
1987	at Pomona	W	4-3
1987	at Santa Barbara	L	10-12
1988	at Pomona	W	10-3
1988	at Santa Barbara	L	5-9
1989	at Pomona	L	6-8
1989	at Santa Barbara	L	3-4
1990	at Santa Barbara	L	1-7
1990	at Pomona	W	5-4
1991	at Santa Barbara	W	14-8
1992	at Santa Barbara	L	4-12
1992	at Pomona	L	5-20

UCLA 21-36

1961	at Pomona	L	4-7
1961	at Los Angeles	W	8-3
1962	at Los Angeles	L	0-4
1962	at Los Angeles	L	3-4
1962	at Los Angeles	L	1-8
1963	at Pomona	L	1-3
1963	at Los Angeles	W	3-0
1963	at Los Angeles	W	8-0
1965	at El Camino	L	2-3
1965	at Pomona	W	7-5
1965	at Pomona	L	0-4
1970	at Pomona	L	1-4
1970	at Los Angeles	W	11-9
1971	at Los Angeles	L	0-13
1971	at Pomona	W	4-3
1971	at Anaheim	L	3-4
1972	at Los Angeles	L	0-5
1972	at Pomona	W	2-0
1972	at Los Angeles	L	9-12
1973	at Pomona	W	1-0
1973	at Pomona	W	6-5
1973	at Los Angeles	L	1-9
1974	at Pomona	L	2-4
1974	at Los Angeles	L	7-9
1975	at Los Angeles	L	1-2
1975	at Pomona	W	5-3
1976	at Los Angeles	L	2-9
1976	at Pomona	W	6-3
1977	at Los Angeles	L	3-4
1977	at Pomona	W	3-1
1978	at Pomona	L	4-5
1978	at Los Angeles	L	3-5
1978	at Los Angeles	L	0-3
1979	at Pomona	W	6-5
1979	at Los Angeles	L	4-10
1980	at Pomona	L	4-6
1980	at Pomona	L	2-8
1981	at Pomona	W	6-5
1982	at Los Angeles	L	4-9
1982	at Los Angeles	L	3-11
1982	at Pomona	L	12-13
1983	at Los Angeles	L	6-8
1984	at Los Angeles	W	9-8
1985	at Los Angeles	W	6-3
1986	at Los Angeles	L	2-6
1987	at Pomona	W	12-8
1988	at Los Angeles	L	4-7
1991	at Los Angeles	L	2-11
1992	at Los Angeles	L	6-8
1993	at Los Angeles	L	5-8

UMASS LOWELL 1-0

1990	Florida	W	10-3

UNC PEMBROKE 1-0

1991	at Pomona	W	10-4

UNLV 0-1

1993	at Grand Junction, Colo.	L	3-5

USC 20-39

1960	at Los Angeles	L	6-10	
1961	at Los Angeles	L	10	2-3
1962	at Los Angeles	W	5-3	
1962	at Los Angeles	W	2-1	
1963	at Pomona	W	4-1	
1963	at Los Angeles	L	0-6	
1963	at Los Angeles	L	2-10	
1963	at Los Angeles	L	5-7	
1964	at Los Angeles	W	12-7	
1964	at Los Angeles	L	1-14	
1964	N at Los Angeles	L	3-12	
1964	N at Los Angeles	L	3-5	
1965	at Pomona	W	8-3	
1966	at Los Angeles	W	4-3	
1966	at Pomona	L	1-7	
1966	N at Los Angeles	L	10	7-11
1967	at Los Angeles	L	0-6	
1967	at Pomona	L	1-3	
1968	at Pomona	L	4-7	
1968	at Los Angeles	L	0-3	
1969	at Pomona	L	1-5	
1969	at Los Angeles	W	3-1	
1970	at Pomona	W	3-2	
1970	at Los Angeles	L	8-11	
1971	at Pomona	L	5-16	
1971	at Los Angeles	W	5-3	
1971	at Los Angeles	L	3-9	
1972	at Pomona	L	4-7	
1972	at Los Angeles	W	6-5	
1973	at Los Angeles	L	2-5	
1973	at Pomona	L	13-18	
1974	at Pomona	L	3-5	
1974	at Los Angeles	W	6-4	
1975	at Pomona	L	1-2	
1975	at Los Angeles	L	2-4	
1976	at Pomona	W	5-3	
1976	at Los Angeles	W	5-2	
1977	at Los Angeles	L	4-6	
1978	at Los Angeles	L	5-11	
1979	at Los Angeles	L	2-4	
1979	at Los Angeles	W	5-4	
1979	at Los Angeles	L	2-6	
1980	at Pomona	W	6-5	
1981	at Pomona	L	3-5	
1981	at Los Angeles	L	13-14	
1982	at Los Angeles	L	4-13	
1983	at Los Angeles	W	11-9	
1983	at Pomona	W	3-1	
1984	at Los Angeles	L	4-5	
1984	at Los Angeles	L	0-7	
1985	at Los Angeles	L	3-5	
1985	at Los Angeles	W	10-5	
1986	at Pomona	W	7-5	
1986	at Los Angeles	L	3-4	
1987	at Pomona	W	8-3	
1987	at Los Angeles	L	1-3	
1989	at Los Angeles	L	2-7	
1990	at Los Angeles	L	8-9	
1991	at Los Angeles	L	2-6	

UT PERMIAN BASIN 2-0

2016	at Pomona	W	4-2
2016	at Pomona	W	4-0

UTAH 1-1

1975	at Pomona	L	6-7
1994	at Pomona	W	7-4

UTAH TECH 7-7

2007	at St. George, Utah	L	6-12	
2008	at Pomona	L	4-6	
2008	at Pomona	L	4-5	
2008	at Pomona	L	4-7	
2008	at Pomona	L	3-5	
2014	at Pomona	W	3-1	
2014	at Pomona	W	12-0	
2014	at Pomona	W	10	6-5
2015	at St. George, Utah	W	10-2	
2015	at St. George, Utah	W	4-2	
2015	at St. George, Utah	W	10-4	
2015	at St. George, Utah	W	6-4	
2015	N at Walnut	L	1-2	
2017	N at Azusa	L	10	5-6

VALDOSTA STATE 2-1

1979	N at Springfield, Ill.	L	3-6
1983	N at Riverside	W	3-0
1985	N at Montgomery, Ala.	W	10-0

VANGUARD 5-0

1994	at Pomona	W	17-9
1995	at Pomona	W	12-1
2011	at Pomona	W	5-4
2011	at Costa Mesa	W	3-2
2016	at Pomona	W	6-3

WASHINGTON STATE 0-1

1989	at Pomona	L	5-7

WAYNE STATE 2-0

1993	at Pomona	W	6-3
1993	at Pomona	W	9-3

WEBER STATE 7-1

1969	at Pomona	W	5-3
1969	at Pomona	W	3-0
1970	at Pomona	W	8-3
1970	at Pomona	W	2-1
1970	at Pomona	L	2-4
1970	at Pomona	W	3-2
1971	at Pomona	W	13-4
1971	at Pomona	W	11-0

WEST ALABAMA 0-1

1976	N at Springfield, Ill.	L	11	5-6

WESTERN OREGON 4-0

2001	at Pomona	W	7-4
2010	at Pomona	W	6-2
2010	at Pomona	W	6-3
2011	N at La Jolla	W	10-4

WESTMONT 9-6

1964	at Pomona	W	9-5	
1964	at Pomona	W	7-3	
1965	at Pomona	W	4-1	
1966	at Pomona	W	3-2	
1966	at Pomona	W	4-2	
2024	at Santa Barbara	W	12-2	
2024	at Santa Barbara	L	4-7	
2024	at Santa Barbara	L	3-8	
2024	at Santa Barbara	L	2-5	
2025	at Pomona	L	4-5	
2025	at Pomona	W	10	12-11
2025	at Pomona	W	10-6	

WHITTIER COLLEGE 3-0

1965	at Pomona	W	8-4
1965	at Whittier	W	15-0
1966	at Pomona	W	5-3

WICHITA STATE 1-3

1983	at Honolulu, Hawaii	L	4-7
1983	at Honolulu, Hawaii	W	2-1
1987	at Honolulu, Hawaii	L	1-17
1987	at Honolulu, Hawaii	L	0-7

WYOMING 2-1

1976	at Pomona	W	16-3
1976	at Pomona	W	4-3
1990	at Pomona	L	1-9

YALE 1-1

1967	at Pomona	L	1-7
1967	at Pomona	W	6-1



Cody Ponce (2013-15)



Geoff Broussard (2009-12)



Daniel Pitts (2015-17)



Brennan McKenzie (2017-20)



Mike Munoz (1984-86)



Dave Hajek (1987-89)



Matt Stevens (2002-05)



Charlie Webb (1984-87)


Michael Koval (2014-16)

ALL-TIME JERSEY NUMBERS

SINCE 1993

1

Ibarra, Joseph	1996
Long, Forest	1997-98
Barnhart, Evan	2002
Lopez, Matt	2003-05
Carter, Robbie	2006-07
Navarro, Manny	2008-10
Edwards, Tyson	2011
Goetz, Trevor	2012
Stein, Andrew	2013-14
Fresquez, Austin	2015
Grebeck, Sean	2016
Candalla, Kyle	2017
Atherton, Drew	2018
Jimmy Ramos	**Retired**



2

Armstrong, Aaron	1993-96
Snaer, Marc	1999
Connors, Gregor	2001-02
Lee, John	2003-06
Jordan, Jason	2007
Villa, Joe	2008-10
Goodman, Ryan	2011-12
Reynoso, Aaron	2013
Andrade, Steven	2014
Bruno, Nicholas	2015-16
Graddy, Bryce	2017-18
Pappas, Johnny	2020-25

3

Magpoc, Noel	1993-95
Rojo, Andy	1996
Juarez, Alberto	1997-98
Bobadilla, Dan	1999
Hing, Eric	2000-03
Falls, Kevin	2004-07
Klopp, Frank	2008-09
Tanos, Nick	2010
Santora, Mike	2011-12
Carlson, Chris	2013-14
Alsworth, Ryan	2015-18
Knowles, Ryon	2019-22
Watson, Luke	2023-24
Porter, Clay	2025

4

Morales, Greg	1993
Hall, Matt	1994-96
Bell, Doug	1998-99
Harrison, Craig	2000
Yoshida, Victor	2001-03
McCarthy, Kenny	2004
Daniels, John	2005-08
Nyeholt, Keith	2009
Parker, Michael	2010
Eusebio, Joseph	2011-14
O'Cooney, Tommy	2015
Berutto, Thomas	2016
Pitts, Daniel	2017
Ortiz, Angel	2018-19
Lockwood, Grant	2020-21
Price, Darius	2023-24
Allen, Preston	2025

5

Hersh, Ira	1993
Wakefield, Jason	1994-96
Morris, Will	1997
Downing, Brad	1998
Davis, Justin	1999-01
Wilson, Derek	2002
Waninger, James	2003
Allen, Jarrod	2004-05
Quintal, Mike	2006
Boggio, Kyle	2007-08
Wilson, Brad	2009
Ball, Charles	2012
Erb, Michael	2013-16
Manskar, Matt	2017-20
Lopez, Cesar	2022
Ku, Jordan	2023

6

Pless, Mike	1993
Raap, Greg	1994-96
Betancourt, Oscar	1997
Patterson, Kyle	1998
Wicks, Jameson	1999-00
Wooten, Ricky	2001-03
Coffman, Jesse	2004
Wilson, Chris	2006
Cavaletto, A.J.	2007-08
Riedel, Erik	2009-10
Rodarte, Allen	2011-12
Magno, Trevor	2013-14
Webberley, Ryan	2015-16
Grebeck, Sean	2017-18
Gipson, Shane	2019-21
D'Ambra, Drew	2022-23
Vasquez, Anthony	2024-25

7

John Scolinos — **Retired**



8

Chaparro, Joe	1993
Iten, Anthony	1994-97
Garbick, AJ	1998
Lamb, Bryan	1999-01
Espinoza, Russell	2002
Stroupe, Chase	2003
Evans, Marc	2004-06
Pryor, Eddie	2008
Ringholm, Jeff	2009
Edwards, Tyson	2010
Larson, Taylor	2011
Cooksey, Nick	2012-15
Stratton, Chris	2016-17
Peifer, Nick	2018-20
Tousignant, Connor	2022
Burns Ii, Nin	2023
Betten, Beau	2024-25

9

Salazar, James	1993
Pritchard, J.C.	1994-96
Cavazos, Kevin	1997
Coleman, Jeff	1998
Ellena, Jeff	1999
Duenes, Omar	2000
Sloey, Nicholas	2001-02
Barnhart, Evan	2003-06
Lawhorn, Matt	2007
Mozley, Brandon	2008-09
Kelly, Travis	2010
Tovalin, Humberto	2011-13
Padlo, Jason	2014-17
Cowley, Drew	2018-21
Slattery, Casey	2022
Cota, Brent	2023-25

10

Wengel, Jeff	1993
Blee, Andrew	1994
Reyes, Ryan	1995-97
Renteria, Nahum	1999
Bobadilla, Dan	2000-01
Munoz, Jose	2002-04
Quintal, Mike	2005
Alcantar, Jordan	2006
Fernandez, Andres	2007-08
Powers, Keith	2009-10
Parker, Michael	2011
Alhanati, Tim	2012
Muñoz, Matt	2014-15
Martin, Cody	2016-18
Palacio, Dante	2019-23
Fields, Chris	2024
Reiter, Tyler	2025

11

Brown, Sergio	1993
Bobadilla, Rene	1994
Ibarra, Joseph	1995
Theis, Jason	1997
Cavazos, Kevin	1998-99
Ellena, Jeff	2000
Marcus, Jason	2001-02
White, Jeremey	2003-04
Lusk, Matt	2005
Gross, Kirk	2006-07
Moreno, Sean	2008
Dunbar, Matt	2009-10
Powell, Chris	2011-15
Beattie, Peter	2016-18
Atherton, Drew	2019-24
Blade, Tyler	2025

12

Cota, Ruben	1995-96
Schutz, Derrick	1997-98
Furnald, Donnie	2000-01
Lopez, Matthew	2002
Allen, Caleb	2003
Covington, David	2005
King, Joey	2006
Pryor, Eddie	2007
Jordan, Jason	2008
McDowell, Richard	2009-10
Rollf, Drew	2011
Wagner, Nick	2012-13
Bostedt, Robert	2015
Fraizer, Jacob	2016
Burnette, Chris	2017-21
Rudy, Will	2022
Flores, Carlo	2023-24
Fields, Chris	2025

13

Villalpando, Alex	1993-94
Schutz, Derrick	1995-96
Danbo, Michael	1997-98
Vega, Richie	1999
Cavazos, Kevin	2000
Alexander, Jonathan	2002
Smith, Russell	2003
Denning, Greg	2004-05
Hunter, Sean	2007-08
Jaques, David	2009-10
Menzhuber, Jake	2013-15
Rowe, Tyler	2016
Peifer, Nick	2017
Palacio, Dante	2018
McCall, Jason	2019
Orozco, Matt	2020-23
Perez, Cedrick	2024
Gonzales, Gage	2025

14

Daniels, Scott	1993
Pritchard, Jason	1994
Price, Robert	1995-96
Norris, Brian	1997
Custer, John	1998
Doram, Troy	2002
Stuck, Jason	2003-04
Lebovitz, Ben	2005
Helwich, Andrew	2006
Romero, Anthony	2006-07
Potter, Joshua	2008
Cohen, Dylan	2009
Pollock, John	2010-11
Curtis, Chris	2012
Trask, Erik	2014-16
Henson, Andre	2017-20
Watson, Luke	2021-22
Perez, Cedrick	2023
Gibbons, Anthony	2024-25

15

Bayze, Bryan	1996
Smith, Andrew	1997
Melillo, Anthony	2000
Stevens, Matt	2002-05
Gasperino, Anthony	2006-07
Broussard, Geoff	2011-12
Caña, Justin	2013
Bernardy, Jacob	2014-18
Martinez, Andrew	2019-21
Billings, Jacob	2022
Calzadiaz, Kyle	2023
McIntosh, Rheego	2024
Gomez, Christian	2025

16

Lusk, Larry	1993-95
Santos, Lucas	1996-97
Gonzales, Anthony	1998-01
Winslow, Benny	2002-03
Rogers, Kevin	2004-05
Evola, Mike	2007
Lebovitz, Ben	2006-08
Evola, Matt	2009
Dunn, Ryan	2010-12
Reynoso, Aaron	2014
Shackleford, Wyatt	2015-17
Lopez, Cesar	2018-21
Malerba, Marco	2023-25

17

Kowata, Korey	1993
Gongola, Eric	1994
Vorell, Todd	1998-99
Kaustinen, Steve	2000-01
Sotro, Chris	2002-04
Lane, Kenny	2005, 2007
Schmidt, Chad	2006
Nelson, Stephen	2008
Makia, Marcus	2009-10
Walter, Bo	2013-14
Garlick, Kyle	2015
Hernandez, Nic	2016-19
Taylor, Jeremy	2020-21
Ash, Hunter	2022
Reyes, Caleb	2023-24
Tucker, Colt	2025

18

Mena, Brian	1993
Edwards, Aaron	1994
Edison, Darrick	1995-96
Billingsley, Daniel	1997
Jackson, Marlon	1998
Custer, John	1999
Woolley, Jason	2000, 2002
Sotro, Chris	2001
Nepa, James	2003
Todd, Kyle	2004-06
Johnston, Greg	2007
Shiner, Peter	2008
Whitman, Jordan	2009-13
Farnworth, Steven	2014
Romo, Caleb	2015-16
McKenzie, Brennan	2017-21
Armstrong, Scott	2022-23
Del Castillo, Ruben	2024-25

19

Edwards, Aaron	1993
Laracuente, Bruce	1994
Hall, Dwayne	1995
Behney, Joshua	1997
Waldinger, Kevin	2001-02
Galindo, Kenneth	2003-04
Cross, John	2005-07
Yokubaitis, Casey	2008-11
Carrier, Trent	2012-13
Boyle, Austin	2014-15
James, Jared	2016
Dohy, Kyle	2017
Todd, Connor	2018-19
Rangel, Edrian	2022-24
Duarte, Austin	2025

20

Downing, Brad	1997
Lopez, Memo	1998
Weiner, Brian	2000-04
Reed, Jake	2011-12
O'Loughlin, Nick	2013
Koval, Michael	2014-16
Flynn, Patrick	2017-19
Mabee, Cameron	2020
Mackinney, Trent	2021-23
Angulo, Julian	2024-25

21

Eide, Tom	1993-94
Barrera, Caesar	1996
Brown, Barry	1997
Morris, Will	1998-00
Ellena, Jeff	2001
Gonzales, Anthony-2	2002-03
Allen, Caleb	2004-06
Dominguez, Anthony	2007
McGregor, Sheldon	2008
Tanos, Nick	2009
Torres, Jenzen	2010-12
Zidek, Michael	2013-16
Gomez, Michael	2017
Conley, Brian	2018
Holdgrafer, Tim	2019
Tousignant, Connor	2020-21
Nuñez, Ricky	2022
Jauregui, Elias	2023
Anderson, Cole	2024
Arguelles, Sebastian	2025

ALL-TIME JERSEY NUMBERS

SINCE 1993

22

Overacker, Chad	1994-97
Amaya, Chris	1999-02
Curcie, Michael	2003
Valicenti, James	2004
Janowicz, Chris	2005-06
Davidson, Matt	2007-08
Bosson, Kevin	2009-13
Armendariz, David	2014
Olson, Ryan	2015-16
Bain, Jeff	2017
Taylor, Jeremy	2018-19
Santiago, Diego	2020-21
Lugo, Nick	2022-24
Romero, Joseph	2025

23

Stephens, Grant	1993
Oliver, Michael	1998
Gomez, Andre	1999-00
Alexander, Jonathan	2001
Gonzales, Andy	2002-05
Banes, Bryan	2007-08
Sosa, Alexis	2009
Ruvalcaba, Erick	2010-14
Reynoso, Matt	2015-16
Taylor, Jeremy	2017
Francis, Dylan	2018-19
Stevens, Rhys	2020-24
Porter, Dominic	2025

24

Bobadilla, Rene	1993
Dennis, Brian	1994
Robinson, Randal	1995-96
Asbury, Rocky	1997-98
Acosta, Paul	1999
Snaer, Marc	2000-01
Ziarnick, Brian	2002-03
Stroupe, Chase	2004-06
Wilson, Chris	2007-08
Krist, Joshua	2009-10
Salgado, Brennen	2012-15
Beauchamp, Bryce	2016
Grier, Matthew	2017
Gomez, Michael	2018
Bethell, Troy	2019-20
Soto, Noel	2021-24
Cosme, Anthony	2025

25

Canedo, Jose	1993
Milligan, Bill	1994-95
Wescott, Keith	1996
Isenhart, Jamie	1998
Palmer, Robert	2006-10
Miller, Chris	2011-12
Shanks, Rj	2013-14
Kline, Alex	2015-16
Isenhart, Austin	2018
Hart, Mitch	2019
Ordorica, Steven	2020-21
Tillman, Zuko	2022
Jackson, Dylan	2023
Alvarez, Aren	2024-25

26

Albright, Shannon	1993
Heaton, John	1994-95
Echavarria, Robert	1996
Vigo, Kevin	1997
Fusillo, Chris	1998-01
Payte, Stephen	2002-03
Fata, Steven	2005-07
Smalls II, Freezy	2009
Neff, Mike	2010-11
McCraney, Jordan	2012
Holdgrafer, Tim	2018
Godoy, Brandon	2019
Perez, Joshua	2020-21
Hook, Bobby	2022-24
Rosales, Aaron	2025

27

Hall, Dwayne	1993
Ramirez, Joseph	1994-96
Vorell, Ryan	1998-01
Mendoza, Aaron	2002
Wilding, Taylor	2003-05
Aranda, Rudy	2006
Brehm, Chris	2008-09
Peters, Josh	2011-12
Nottingham, Billy	2013
Kelley, Christian	2014-15
Gaskin, Alex	2016-17
Gopperton, Logan	2018-19
Wooldridge, Bryce	2020-22
Tillman, Zuko	2023
Stuka, Luc	2024
Ceniceros, Aaron	2025

28

Dennis, Brian	1993
Robinson, Randal	1994
Sehgal, Akash	1995
Noble, Dan	1996
Mulligan, Tim	1997
Waller, Gerric	1998
Heaton, John	1999-00
Ortiz, Tony	2001-02
Franklin, Dan	2003
Talley, Joseph	2004
Burns, Anthony	2007-08
Philipps, Shane	2011-12
Amaro, Andy	2013-14
McWilliams, Richie	2015
Nogales, Frankie	2016-17
Vizcaino, Patrick	2018-19
Lawson, Carl	2020-22
Esquival, Dylan	2023-25

29

McGowan, Pete	1993
Keeline, Brian	1994
Bell, Doug	1996
Hernandez, Eduardo	1997-98
Hing, Eric	1999
Sloey, Nicholas	2000
Braun, David	2002-04
Payte, Stephen	2005
Lebovitz, Ben	2007
Laubach, Russell	2008
Rowatt, Matthew	2011
Fitzgerald, Matt	2012
Padlo, Jason	2013
Villarias, Christoffer	2017
Mora, Ben	2018-19
Mowad, Ryan	2020
Long, Dylan	2022-23
Suriyaniel, Sean	2024-25

30

Anderlik, Dave	1993-94
Capobianco, Tony	1995
Torres, Richard	1996
Waller, Gerric	1997
Fierro, Fabian	1998
Thurman, Tim	2002
Esquer, Anthony	2003-06
Alcantar, Jordan	2007-10
O'Cooney, Tommy	2014
Lopez, Antonio	2015
Kirkemo, Cade	2017-20
Henry, Matthew	2021-23
Sanders, Jack	2024-25

31

Rooney, Ed	1993
Sehgal, Akash	1994
Charles, Mitch	1995-96
Harford, Travis	1997
Barilla, Tom	1998
Jackson, Marlon	1999-00
Johnson, Jason	2002
Burleson, Chad	2003-04
Jackson, Bryan	2005
Feterl, Aaron	2006
Navarro, Manny	2007
Fata, Steven	2008
Bills, Graham	2009
Granato, Garett	2011-12
Dunn, Ryan	2013
Kearney, Aidan	2014
Hasegawa, Kohto	2015-18
Dickens, Jesse	2020-21
Lopez, Jacob	2022-24
Treto, Robbie	2025

32

Soren, Steve	1993
Vallejo, Loni	1994
Ruhl, Phil	1995
Arrieta, Eduardo	1996
Isenhart, Jamie	1997
Perry, Andrew	1998-01
Murphy, Ryan	2002
Mccarthy, Kenny	2003
Foskett, Mike	2004
Lake, Brian	2005
Attard, Jarett	2006-10
Philp, Mike	2012-15
Bayer, Peter	2016
Etchandy, Bryce	2017-18
Moya, Christian	2019-20
Moreno, AJ	2021-24
Hernandez, Geo	2025

33

Blake, Geoff	1993-94
Barsoumian, Ara	1995-96
Castellanos, Angel	1997
Reintjes, Darin	1998
Farris, David	1999-01
Austin, Richie	2002
Carreras, Luis	2003
Mendrin, Jake	2005-06
Jackson, Bryan	2007
Screnar, Ryan	2008-09
Walter, Donald	2012-13
Smith, Nicholas	2014
Williams, Zach	2015-16
Omana, Henry	2017
Tidwell, Hunter	2018-19
Ramirez, Daniel	2020-21
Aguilar, Chris	2022
Lee, Ben	2023-24
De Feo, Dominic	2025

34

Kurnik, Mike	1994
Gongola, Eric	1995-96
Sanchez, Alejandro	1997-98
Doty, Mark	1999
Payte, Stephen	2000
Carreras, Luis	2005-06
Mermer, Terry	2007-08
McCarthy, Casey	2009
Lavalle, Joseph	2011
Bethell, Max	2013-16
Kline, Alex	2017-19
Velasquez, Gavin	2020
Chaffee, Tyler	2022-25

35

Hall, Dwayne	1996
Carty, Justin	2002-03
Carreras, Luis	2004
Smith, Russell	2005
Screnar, Ryan	2006-07
King, Brandan	2008-09
Sibley, Scott	2010-11
Johnson, Michael	2012-14
Reynoso, Jonathon	2015-16
Huie, Cole	2018
Rudy, Will	2020-21
Hurtado, Andy	2022
Campbell, Andrew	2023-25

36

Leonard, John	2007
Torres, Jenzen	2009
Gonzalez, Stephen	2010
Franklin, J.J.	2012-15
Grier, Matthew	2016
McDowell, Dylan	2017
May, Darin	2018-19
Romo, Eric	2020-23

37

Kurnik, Mike	1993
Doucette, Scott	1994
Arrieta, Eduardo	1995
Harford, Travis	1996
Egan, Josh	1997-98
Perkins, Andrew	1999-02
Lira, Efren	2003-04
Hinshaw, Jordan	2009-10
Ponce, Cody	2013-15
Villarias, Christoffer	2018
Isenhart, Austin	2019
Nimeh, AJ	2022-24
Smith, Gavin	2025

38

Welch, Jason	2001-02
Carty, Justin	2005-06
Fisher, John	2007-08
Broussard, Geoff	2009-10
Nielsen, Kyle	2013
Godoy, Brandon	2018
Conant, Jeremy	2019
Marshall Jr., Derek	2020-21

39

Rice, Gary	1999
Jimenez, Peter	2000
Rodriguez, Bobby	2001
Taijeron, Travis	2010-11
McMath, Cole	2012
Pitts, Daniel	2015-16
Mizrahi, Anthony	2017-19
Adolphus, Evan	2024-25

40

Gonzalez, Stephen	2011
McNutt, Kyle	2012-14

41

Vincent, Scott	2011

44

Krisch, David	2002
Wilson, Derek	2003
Smith, Russell	2004

49

Ringholm, Jeff	2008

ALL-TIME ROSTER

A

ACOSTA, Paul	1999
ACUNA, Tom	1991-92
ADOLPHUS, Evan	2024-25
AGHILL, Yani	1990-92
AGUILAR, Chris	2022
ALBERT, Tim	1988-90
ALBRIGHT, Shannon	1992-93
ALCANTAR, Jordan	2007-10
ALEXANDER, Jon	2001-02
ALEXANDER, Pete	1973-75
ALLEN, Caleb	2003-06
ALLEN, Jarrod	2004-05
ALLEN, Preston	2025
ALSWORTH, Ryan	2015-18
ALVAREZ, Aren	2024-25
AMARO, Andy	2013-14
AMAYA, Chris	1999-02
AMBROSI, Tom	1980-81
AMELUXEN, John	1977-78
ANDERLIK, Dave	1993-94
ANDERSON, Cole	2024
ANDRADE, Steven	2014
ANDREWS, Dan	1988-90
ANGULO, Julian	2024-25
ARANDA, Rudy	2006
ARAUJO, Jorge	1988-89
ARGUELLES, Sebastian	2025
ARIAZA, Rob	1990
ARMANDAN, Tony	1965
ARMENDARIZ, David	2014
ARMSTRONG, Aaron	1993-96
ARMSTRONG, Scott	2022-23
ARNONE, Mike	1962-63
ARRIETA, Eduardo	1995-96
ASBURY, Rocky	1997-98
ASHLOCK, Howard	1974-75
ASH, Hunter	2022
ASHMAN, Mike	1980-81
ATHERTON, Drew	2018-24
ATTARD, Jarett	2007-10

B

BAAB, Larry	1983
BABINEAU, Randy	1979-80
BAGDADLIAN, Ed	1986
BAILIE, Ted	1972
BAIN, Jeff	2017
BAKER, Mike	1988-89
BALBONI, Mike	1969-70
BALL, Charles	2012
BANES, Bryan	2007-08
BARBER, Milton	1983-84
BARILLA, Tom	1998
BARNES, Dave	1964
BARNHART, Evan	2002-06
BARRERA, Cesar	1996
BARRET, Dave	1977
BARRET, Keith	1986-88
BARSOUMIAN, Ara	1995-96
BASHORE, Andy	1970-72
BATISTA, Dave	1988-89
BAYER, Peter	2016
BAYZE, Brian	1996
BEARDMAN, Larry	1982-83
BEATTIE, Peter	2016-18
BEAUCHAMP, Bryce	2016
BEDFORD, Gregory	1971
BEEMAN, Bill	1986-88
BEHNEY, Joshua	1997
BELK, Chuck	1976-77
BELL, Doug	1996-99
BELLAH, Mickey	1965-66
BENHAM, Craig	1992
BENNE, Jules	1977
BENO, Kevin	1985-87
BENSON, Rich	1967
BERNAL, Fred	1962
BERNAL, Vic	1973-75
BERNARDY, Jacob	2014-18
BERRY, Dave	1987-88
BERSON, Marty	1965
BERUTTO, Thomas	2016
BETANCOURT, Oscar	1997
BETHELL, Max	2013-16
BETHELL, Troy	2019-20
BETTEN, Beau	2024-25
BIGGS, Dale	1974-77
BILLINGS, Jacob	2022
BILLINGSLEY, Daniel	1997
BILLS, Graham	2009
BISHOP, Bob	1988-90
BISHOP, Earl	1967-69
BLACKBURN, Dennis	1966-67
BLADE, Tyler	2025
BLAKE, Geoff	1992-94
BLANAS, Frank	1992
BLANCHETTE, Dan	1981-83
BLOOD, Dan	1969-70
BOBADILLA, Dan	1999-01
BOBADILLA, Rene	1991-94
BOGGIO, Kyle	2007-08
BORCHARD, Bob	1965
BORDER, Mark	1979-82
BORNING, Bill	1967-69
BOSSON, Kevin	2009-13
BOSTEDT, Robert	2015
BOWERS, Chris	1983-84
BOYLE, Austin	2014
BRAJKOVICH, Steve	1973-74
BRAUMBERGER, Dale	1965-67
BRAUN, David	2002-04
BREHM, Chris	2008-09
BRETT, Bobby	1971-72
BRODERS, John	1978-79
BROUSSARD, Geoff	2009-12
BROWN, Barry	1997
BROWN, Sergio	1991-93
BROWN, Steve	1983
BRUEKER, Steve	1972-74
BRUNER, Richard	1981-82
BRUNO, Nicolas	2015-16
BRUSEGARD, Lon	1975-76
BUCKOFF, Mike	1962-63
BULLOCK, Matt	1990-92
BURKLAND, Ron	1986
BURLESON, Chad	2003-04
BURNETTE, Chris	2017-21
BURNS, Anthony	2007-08
BURNS II, Nin	2023
BURT, Kenny	1968
BUSH, Scott	1988-90
BUTTERFIELD, Chris	1988-89

C

CALVER, Chuck	1966-68
CALZADIAZ, Kyle	2023
CALZIA, Pete	1973
CAMACHO, Jim	1978-81
CAMPBELL, Andrew	2023-25
CANA, Justin	2013
CANDALLA, Kyle	2017
CANEDO, Jose	1993
CANNON, Rick	1974
CAPOBIANCO, Tony	1995
CAPPIELLO, Frank	1970-71
CARLBERG, Dan	1965-66
CARLSON, Chris	2013-14
CARMICHAEL, Jim	1981-82
CARMONA, Jose	1962-63
CARRERAS, Luis	2003-06
CARRIER, Trent	2013
CARROLL, Fred	1970
CARTER, Robbie	2006-07
CARTY, Justin	2002-06
CASSELLS, Scott	1972-75
CASTELLANOS, Angel	1997
CATLIN, Carl	1973-75
CAUTHORN, Dennis	1965-66
CAVALETTO, A.J.	2007-08
CAVAZOS, Kevin	1997-99
CECIL, Roger	1965-67
CENICEROS, Aaron	2025
CHACON, Joe	1977-80
CHAFFEE, Tyler	2022-25
CHAGNON, Remi	1965
CHANGALA, Peter	1982-83
CHAPARRO, Joe	1993
CHAPMAN, Dave	1973-74
CHAPMAN, Jim	1985-88
CHARLES, Mitch	1995-96
CHAVEZ, Kevin	1990-91
CHRISTENSEN, Dave	1966
CLAPROOD, Bob	1966-68
CLARK, Billy	1970-71
CLARK, Chris	1978-81
CLARK, Darrell	1962-63
CLEVELAND, Craig	1973
CLOWARD, Monty	1974-76
COFFIN, Alan	1965
COFFMAN, Jesse	2004
COHEN, Dylan	2009
COHEN, Ronald	1967
COLEMAN, Jeff	1998
COLEMAN, Paul	1964-66
COMBS, Kevan	1978-79
CONANT, Jeremy	2019
CONLEY, Brian	2018
CONNORS, Gregor	2001-02
COOK, Mike	1970-71
COOKSEY, Nicholas	2012-14
CORDOVA, Robert	1980-81
COREY, Brian	1981
CORRAL, Tim	1985-86
CORUM, Ralph	1969
COSME, Anthony	2025
COTA, Brent	2023-25
COTA, Ruben	1995-96
COWAN, Keith	1968
COWLEY, Drew	2018-21
CREW, George	1979-80
CRONAN, Gary	1970-71
CRONIN, Pat	1978-81
CROSS, John	2005-07
CURCIE, Michael	2003
CURNOW, Robert	1988
CURTIS, Chris	2012
CUSTER, John	1998-99

D

D'AMBRA, Drew	2022-23
DANBO, Michael	1997-98
DANIEL, Tom	1967
DANIELS, Erik	1989-90
DANIELS, John	2005-08
DANIELS, Scott	1990-93
DAUBERT, Bill	1964-66
DAVIDSON, Matt	2007-08
DAVIS, Irv	1968
DAVIS, Jack	1977
DAVIS, Justin	1999-01
DAVIS, Lee	1972
DAVIS, Mike	1977-78
DAVIS, Tommy	1982-85
DE FEO, Dominic	2025
DE LA VEGA, Bill	1971
DEAN, Bryan	1982
DEL CASTILLO, Ruben	2024-25
DELL'AQUILA, Jose	1975
DENNING, Greg	2004-05
DENNIS, Brian	1993-94
DEXHEIMER, Dave	1974
DICKENS, Jesse	2020-21
DILLON, Jon	1987-88
DOBES, Bruce	1972-73
DOHY, Kyle	2017
DOMINGUEZ, Anthony	2007
DORAM, Troy	2002
DOTY, Mark	1999
DOUCETTE, Scott	1994
DOWNING, Brad	1997-98
DUBRANSKY, James	1965-67
DUBY, John	1969-70
DUARTE, Austin	2025
DUHART, Alain	1991-92
DUNBAR, Matthew	2009-10
DUNN, Ryan	2010-13

E

EDISON, Darrick	1995-96
EDWARDS, Aaron	1992-94
EDWARDS, Jeff	1983-85
EDWARDS, Kurt	1977
EDWARDS, Tyson	2010-11
EGAN, Josh	1997-98
EIDE, Tom	1993-94
EISER, Dave	1974-75
ELLENA, Jeff	1999-01
ERB, Michael	2013-16
ESPINOZA, Russell	2002
ESQUER, Anthony	2003-06
ESQUIVAL, Dylan	2023-25
ETCHANDY, Bryce	2017-18
EUSEBIO, Joseph	2011-14
EVANS, Marc	2004-06
EVOLA, Mike	2007, 2009

F

FABELA, Dave	1980
FALLS, Kevin	2004-07
FARIA, Skyler	1984-85
FARNWORTH, Steven	2014
FARRIS, David	1999-01
FATA, Steven	2006-08
FECHNER, Roger	1971-72
FEHRENBACH, Bob	1977
FERGUSON, Jim	1964-66
FERNANDEZ, Andres	2007-08
FERRARO, Thomas	1965-66
FETERL, Aaron	2006
FIELDS, Chris	2024-25
FIERRO, Fabian	1998
FIERSON, Michael	1979
FISHER, John	2007-08
FITZGERALD, Matt	2012
FITZMAURICE, Bill	1979-81
FLORES, Carlo	2023-24
FLYNN, Patrick	2017-19
FOSCALDO, Scott	1982-83
FOSKETT, Mike	2004
FOSS, Mark	1964-66
FOSTER, Greg	1968
FOSTER, Ken	1979-80
FOSTER, Robert	1967
FOUTS, Dan	1987-89
FOWLKES, Alan	1977-80
FOWLKES, George	1963-65
FRADELLA, Jim	1972-73
FRAIZER, Jacob	2016
FRANCIS, Dylan	2018-19
FRANKLIN, Dan	2003
FRANKLIN, J.J.	2013-15
FRANKS, Bob	1973-74
FREELAND, Jim	1966
FRESQUEZ, Austin	2015
FURNALD, Donnie	2000-01
FUSILLO, Chris	1998-01

G

GABRIEL, John	1967
GAFNEY, Mike	1968-69
GAFNEY, Tom	1964-66
GALDO, George	1982
GALINDO, Kenneth	2003-04
GALLACHER, Rick	1968-69
GALVIN, Joe	1978
GARBICK, A.J.	1998
GARCIA, Frank	1969-70
GARCIA, Paul	1981-83
GARCIA, Ramiro	1990-91
GARLICK, Kyle	2015
GASKIN, Alex	2016-17
GASPERINO, Anthony	2006-07
GATZKE, Jim	1963
GEBHARDT, Mark	1982
GENTRY, Don	1971
GIBBONS, Anthony	2024-25
GIPSON, Shane	2019-21
GIRE, Bob	1971
GIROUD, Marty	1982
GODOY, Brandon	2018-19
GOLDBACH, Chris	1988-89
GOMEZ, Andre	1999-00
GOMEZ, Christian	2025

GOMEZ, Erick 1988-91
GOMEZ, Jim 1986-87
GOMEZ, Michael 2017-18
GOMEZ, Steve 1981-83
GONGOLA, Eric 1993-96
GONZALES, Andy 2002-05
GONZALES, Anthony 1998-01
GONZALES, Anthony 2002-03
GONZALES, Bobby 1985
GONZALES, Darren 1985-86
GONZALES, Gage 2025
GONZALEZ, Rene 1978
GONZALEZ, Stephen 2010-11
GOODMAN, Ryan 2011
GOPPERTON, Logan 2018-19
GORMAN, Mike 1987-88
GRADDY, Bryce 2017-18
GRANATO, Garett 2011-12
GRAY, Chet 1977-78
GREBECK, Sean 2016-18
GRIEG, Bob 1974
GRIER, Brian 1985-89
GRIER, Matthew 2016-17
GROSS, Kirk 2006-07
GROSS, Pat 1982
GROSS, Wayne 1971-73
GROTH, Dave 1978-79
GUERRERO, Danny 1968

H

HACKWORTH, Tim 1966-67
HAJEK, Dave 1987-89
HALL, Dwayne 1993-96
HALL, Matt 1994-96
HALL, Steve 1963
HAMMERSCHMIDT, Al 1962
HARDY, Max 1987-89
HARFORD, Travis 1996-98
HARRINGTON, Bob 1974-75
HARRIS, Clay 1974-76
HARRIS, Daryl 1978
HARRISON, Craig 2000
HART, Mitch 2019
HASEGAWA, Kohto 2015-18
HAY, John 1982
HEATHERSHAW, Larry 1962
HEATON, John 1994-95; 99-00
HEINEN, Mike 1973-74
HELLYER, Ken 1975-76
HELVIN, John 1990
HENRY, Matthew 2021-23
HENSON, Andre 2017-20
HERNANDEZ, Danny 1979-81
HERNANDEZ, Eduardo 1997-98
HERNANDEZ, Geo 2025
HERNANDEZ, Nic 2016-19
HERSH, Ira 1993
HERTER, Steve 1973-74
HESTER, Brad 1980-81
HETTING, Bob 1966-67
HIGGINS, Kevin 1984-86
HIGHSTREET, Don 1972-73
HILLMAN, Phil 1987-88
HING, Eric 1999-03
HINKLE, Tom 1962-63
HINSHAW, Jordan 2009-10
HJORTH, Dave 1968-69
HOBAN, John 1977
HOLDGRAFER, Tim 2018-19
HOLLAND, John 1973
HOLT, David 1962-63
HOMEN, David 1990
HOOK, Bobby 2022-24
HORZEN, Richard 1965
HOTCHKISS, John 1980-81
HOUCK, David 1986
HOUSEHOLDER, Rich 1970
HOWARD, Bob 1970
HOYT, George 1972
HUDSPETH, John 1965
HUGHES, Francis 1962
HUIE, Cole 2018
HUNT, Chris 1991-92
HUNT, Darryl 1984-85
HUNT, Ron 1966-68
HUNTER, Scott 1991-92
HUNTER, Sean 2007-08
HURTADO, Andy 2022

I

IBARRA, Joseph 1995-96
IRELAND, David 1986-88
ISENHART, Austin 2018-19
ISENHART, James 1997-98
ISENHART, Rene 1985-87
ITEN, Anthony 1994-97

J

JACKSON, Bryan 2005-07
JACKSON, Dylan 2023
JACKSON, Marlon 1998-00
JACKSON, Miccal 1987-89
JAMERSON, James 1969-71
JAMES, Gordie 1962
JAMES, Jared 2016
JANOWICZ, Chris 2005-06
JANUSZ, Tony 1979
JAQUES ,David 2009-10
JAUREGUI, Elias 2023
JEFFS, Ray 1989
JENKINS, Kevin 1974-76
JENKINS, Terry 1962
JEPSEN, Kevin 1982-84
JIMENEZ, Peter 2000
JIMENEZ, Rich 1978
JOHANSEN, Geoff 1990-91
JOHNS, Ron 1983-84
JOHNSON, Jason 2002
JOHNSON, Jay 1977
JOHNSON, John 1965-67
JOHNSON, Michael 2012-14
JOHNSTON, Greg 2007
JORDAN, Jason 2007-08
JUAREZ, Alberto 1997-98

K

KAGY, Bill 1962-64
KARGL, Paul 1972-74
KARPAN, John 1969-70
KAUSTINEN, Steve 2000-01
KEARNEY, Aidan 2014
KEELINE, Brian 1994
KEELINE, Jason 1989-91
KEESTER, Ron 1990-92
KELIN, Steve 1990-92
KELLEY, Christian 2014-15
KELLY, Travis 2010
KETTLE, Mike 1962
KIDO, Ken 1965
KIM, Wendell 1970-72
KING, Brandan 2008-09
KING, Dee 1973-74
KING, Joey 2006
KIRKEMO, Cade 2017-20
KISLIG, Mike 1990
KISTNER, John 1974-76
KLINE, Alex 2015-19
KLOPP, Frank 2008-09
KNETTLES, Steve 1982
KNOWLES, Ryon 2019-22
KOKLYS, Wayne 1987-91
KOSTUROS, Paul 1987-88
KOVAL, Michael 2014-16
KOWATA, Korey 1992-93
KREZT, Gary 1965-66
KRISCH, David 2002
KRIST, Joshua 2009-10
KU, Jordan 2023
KURNIK, Mike 1992-94
KUSNIER, Mark 1983
KUYENDALL, Ron 1962-63

L

LACHEMANN, Bret 1988
LAKE, Bryan 2005
LAMB, Bryan 1999-01
LAMBRIGHT, Steve 1988-89
LANE, Kenny 2005-07
LANE, Mike 1975
LARACUENTE, Bruce 1994
LARSON, Taylor 2011
LASTOKIE, Bob 1967-69
LAUBACH, Russell 2008
LAWHORN, Matt 2007
LAWSON, Carl 2020-22
LAYAYE, Leon 1970
LEBOVITZ, Ben 2006-08
LEE, Ben 2023-24
LEE, John 2003-06
LEIFERMAN, Paul 1972-73
LEONARD, John 2007
LESOVSKY, Larry 1962-64
LEWALLEN, Willard 1975-76
LIRA, Efren 2003-04
LOCKWOOD, Grant 2020-21
LONG, Dylan 2022-23
LONG, Forest 1997-98
LOPEZ, Antonio 2015
LOPEZ, Cesar 2018-22
LOPEZ, Jacob 2021-24
LOPEZ, Matthew 2002-05
LOPEZ, Memo 1998
LORENZ, Tom 1986-87
LOSEE, Lee 1962-63
LOVE, John 1984-85
LUDEWIG, Steve 1971-74
LUGO, Nick 2022-24
LUITWEILER, Bob 1977-80
LUSIC, Nick 1972-75
LUSK, Bill 1962
LUSK, Larry 1993-95
LUSK, Matt 2005

M

MABEE, Cameron 2020
MacKINNEY, Trent 2021-23
MacKINNON, Don 1972-73
MacPHERSON, Bruce 1974-76
MAGNO, Trevor 2013-14
MAGPOC, Noel 1993-95
MAGUIRE, Jim 1989-90
MAIER, Kurt 1983
MAJOR, Karl 1968-69
MAKIA, Marcus 2009-10
MALERBA, Marco 2023-25
MANAHAN, Phil 1973-75
MANES, Steve 1985-86
MANGINI, Chris 1970
MANSKAR, Matt 2017-20
MANTELLINO, Paul 1963-65
MARCUS, Jason 2001-02
MARRUJO, Gil 1969-71
MARSHALL JR., Derek 2020-21
MARTIN, Cody 2016-18
MARTINEZ, Andrew 2019-21
MARTINEZ, Ron 1970-71
MATLOCK, Gary 1981-83
MAUCH, Tom 1983
MAY, Darin 2018-19
MAYES, LaCurtis 1985
McADAMS, Jerry 1962
McCALL, Chuck 1969
McCALL, Jason 2019
McCARTHY, Casey 2009
McCARTHY, Kenny 2003-04
McCONVILLE, Tom 1968
McCRANEY, Jordan 2012
McDOWELL, Dylan 2017
McDOWELL, Richard 2009-10
McFARLEN, Randy 1980-81
McGOWAN, Peter 1992-93
McGREGOR, Sheldon 2008
McINTOSH, Rheego 2024
McKENZIE, Brennan 2017-21
McLEAN, Kevin 1976-78
McMATH, Cole 2012
McNUTT, Kyle 2013-14
McQUARRIE, Matt 1984-87
McWILLIAMS, Richie 2015
MEAD, Dan 1988-92
MELILLO, Anthony 2000
MELLON, Terry 1963
MENA, Brian 1992-93
MENDOZA, Aaron 2002
MENDRIN, Jake 2005-06
MENZHUBER, Jake 2014-15
MERMER, Terry 2007
METKOVICH, Dave 1973-75
MILAKOVICH, Dan 1965
MILLER, Chris 2011-12
MILLER, Darrell 1977-79
MILLER, James 1962-64
MILLIGAN, Bill 1994
MILLS, Dennis 1968-70
MILOSLAVICH, Mitch 1977-79
MILTENBURGER, Kurt 1989-91
MIZRAHI, Anthony 2017-19
MOLINA, Gil 1975-76
MONARRES, Art 1990-91
MORA, Ben 2018-19
MORENO, AJ 2021-24
MORENO, Sean 2008
MORRIS, Will 1997-00
MOWAD, Ryan 2020
MOYA, Christian 2019-20
MOZLEY, Brandon 2008-09
MULLIGAN, Tim 1997
MUNOZ, Jose 2002-04
MUNOZ, Matt 2014-15
MUNOZ, Mike 1984-86
MURPHY, Ryan 2002

N

NAJERA, Dave 1977-78
NAJERA, Rudy 1982
NAVARRO, Manny 2007-10
NEFF, Michael 2010-11
NEILAN, Greg 1977
NELSON, Lance 1980
NELSON, Randy 1977-78
NELSON, Stephen 2008
NEPA, James 2003
NESPOR, Dennis 1967-69
NIELSEN, Kyle 2013
NIELSEN, Steve 1967-69
NIMEH, AJ 2022-24
NOBLE, Dan 1996
NOGALES, Frankie 2016-17
NOLAN, Jeff 1984
NORRIS, Brian 1997
NUNEZ, Ricky 2021-22
NYEHOLT, Keith 2009

O

O'CONNER, Ed 1970
O'CONNER, Lee 1968
O'COONEY, Tommy 2014-15
O'HARA, Michael 1980
O'LOUGHLIN, Nick 2013
OLIVER, Michael 1998
OLIVEREZ, Randy 1971-73
OLSEN, Paul 1990-91
OLSON, David 1989-90
OLSON, Ryan 2015-16
OMANA, Henry 2017
OPATKIEWICZ, Paul 1967-69
ORDORICA, Steven 2020-21
OROZCO, Mathew 2020-23
ORTIZ, Angel 2018-19
ORTIZ, Tony 2001-02
OVERACKER, Chad 1994-97
OWENS, David 1969

P

PACHECO, John 1975
PADLO, Jason 2013-17
PAGE, Mitchell 1972-73
PALACIO, Dante 2018-23
PALMER, Robert 2007-10
PAPPAS, Johnny 2020, 2022-25
PARKER, Michael 2010-11
PARKHOUSE, Dick 1972-74
PASSERINO, Joe 1975-77
PATRICK, Mike 1965-66
PATTERSON, Kyle 1998

ALL-TIME ROSTER

PATTERSON, Mike	1984-85
PAYNE, Lawrence	1962
PAYTE, Stephen	2000-05
PEIFER, Nick	2017-21
PEKARCIK, Ray	1974-77
PEREZ, Cedrick	2023-24
PEREZ, Joshua	2020-21
PERKINS, Andrew	1999-02
PERRY, Andrew	1998-01
PETERS, Josh	2011-12
PHILIPPS, Shane	2011-12
PHILP, Mike	2012-15
PIAZZA, John	1985-87
PIERCE, Glen	1969
PITTS, Daniel	2015-17
PITTS, Jerry	1972-75
PLESS, Mike	1993
POHL, Dave	1980-81
POLLOCK, John	2010-11
PONCE, Cody	2013-15
PORTER, Clay	2025
PORTER, Cleve	1979
PORTER, Dominic	2025
PORTER, Gerald	1964-65
POSEY, Robert	1982-83
POTTER, Joshua	2008
POWELL, Chris	2012-15
POWELL, Rich	1972
POWERS, Keith	2009-10
PRICE, Darius	2023-24
PRICE, Robert	1995-96
PRITCHARD, J.C.	1993
PRITCHARD, Jason	1994
PROCTOR, Craig	1986-88
PROCTOR, Ken	1980-81
PRUETT, Dave	1980
PRYOR, Eddie	2008
PRYOR, Jim	1973-76
PYLE, Scot	1977-79

Q

QUINTAL, Mike	2005-06

R

RAAP, Greg	1994-96
RALSTON, Bill	1966
RAMEY, John	1967-68
RAMIREZ, Daniel	2020-21
RAMIREZ, Joe	1994-96
RAMOS, Jim	1970-71
RANDLE, Ron	1973
RANGEL, Edrian	2022-24
REED, Jake	2011
REED, Larry	1962-63
REITER, Tyler	2025
REGUS, Mike	1973-76
REID, Davis	1982-83
REINS, Tim	1963-64
REINTJES, Darin	1998
REISBECK, Steve	1966-67
REMMEL, Richard	1968
RENTERIA, Nahum	1999
REYES, Bobby	1977
REYES, Caleb	2023-24
REYES, Ryan	1995-97
REYNOSO, Aaron	2013-14
REYNOSO, Jonathon	2015-16
REYNOSO, Matt	2015-16
RICE, Dave	1988-89
RICE, Gary	1999
RICKS, Edward	1985
RIDDLE, John	1972-74
RIEDEL, Erik	2009-10
RINGHOLM, Jeff	2008-09
RITCHINGS, Norm	1962-64
RIVERO, Marty	1983-86
ROBERTS, Chris	1969
ROBINSON, Ken	1962
ROBINSON, Randal	1994-96
RODARTE, Allen	2011-12
RODRIGUEZ, Al	1978-79
RODRIGUEZ, Bobby	2001
ROGERS, Dennis	1972-74
ROGERS, Kevin	2004-05
ROGERS, Russ	1988-89
ROJO, Andy	1996
ROLPH, Todd	1987-88
ROMERO, Anthony	2006-07
ROMERO, Joseph	2025
ROMO, Caleb	2015-16
ROMO, Eric	2020-23
ROMSPERT, David	1971-72
ROONEY, Ed	1992-93
ROSALES, Aaron	2025
ROSE, Dale	1965-66
ROSE, Jeff	1971-73
ROSENSTEIN, Tom	1974-76
ROTHROCK, Tom	1966-67
ROUSE, Edward	1967-69
ROWE, Tyler	2016
ROZZI, Ted	1979-81
RUDE, Ron	1970
RUDY, Will	2020-22
RUHL, Phil	1995
RUNDLE, Matt	1981-82
RUVALCABA, Erick	2010-14

S

SAKELARIOS, George	1967
SALGADO, Brennen	2012-15
SANCHEZ, Alex	1997
SANDERS, Jack	2024-25
SANNER, Gregg	1979-80
SANTANA, Don	1974-75
SANTIAGO, Diego	2020-21
SANTORA, Mike	2011-12
SANTOS, Lucas	1996-97
SCALETTA, Tom	1982-85
SCHANZ, Greg	1963-64
SCHAUER, Randy	1977-80
SCHLEGELMILCH, Jerry	1966-68
SCHMUECKLE, Sigi	1981
SCHNEIDER, Jerry	1982
SCHREMPP, Ron	1964-65
SCHROEDER, Bill	1964-65
SCHROEDER, Jim	1972-73
SCHUSTER, David	1983-87
SCHUTZ, Derrick	1995-98
SCHWENN, Rick	1976-77
SCOLINOS, Mike	1982-84
SCOTT, Darylle	1975-77
SCRENAR, Ryan	2006-09
SEBERGER, Mike	1972-73
SEHGAL, Akash	1994-95
SETTLES, Tim	1980
SEWELL, Ron	1969-70
SHACKLEFORD, Wyatt	2015-17
SHANKS, RJ	2013-14
SHANNON, Don	1988-89
SHEETS, Dennis	1967-69
SHEROW, Dennis	1974-76
SHINER, Peter	2008
SIBLEY, Scott	2010-11
SKIDMORE, Dave	1974
SKIDMORE, Dick	1969-70
SLATTERY, Casey	2022
SLOEY, Nicholas	2000-02
SMITH, Andrew	1997
SMITH, Doug	1966-68
SMITH, George	1966
SMITH, Gavin	2025
SMITH, Louis	1963
SMITH, Nicholas	2014
SMITH, Phil	1971-73
SMITH, Randy	1967
SMITH, Russell	2003-05
SMITH, Steve	1984
SMITHSON, Tom	1969-70
SNAER, Mark	1999-01
SOLTERS, Dan	1969-71
SOREN, Steve	1993
SOTO, Noel	2021-24
SOTRO, Chris	2001-04
SPOONER, Chris	1975
SPRINGMAN, John	1975
STANDERFER, Paul	1977
STANLEY, Steve	1982-83
STEIN, Andrew	2013-14
STEPHENS, Grant	1990-93
STEVENS, Matt	2002-05
STEVENS, Rhys	2020, 2022-24
STEWART, Eric	1981-82
STEWART, Mike	1968-70
STILLINGER, Rich	1967-69
STIPES, Mike	1966
STOWELL, Jim	1987-89
STRATTON, Chris	2016-17
STROUPE, Chase	2003-06
STUCK, Jason	2003-04
STUDENT, Gerald	1965-67
STUKA, Luc	2024
SUGIMOTO, Roger	1964-65
SUMMERS, Richard	1966
SURIYANIEL, Sean	2024-25
SWICK, Bob	1970-72
SWIGART, Paul	1965

T

TAIJERON, Travis	2010-11
TALCOTT, Frank	1964
TALLEY, Joseph	2004-05
TANOS, Nick	2009-10
TAYLOR, Jeremy	2017-21
TERRILL, Cary	1971-72
TERRONOVE, Don	1963
TERRY, Bud	1966
THEIS, Jason	1997
THOME, Dan	1984
THOMPSON, Brian	1969
THOMPSON, Rufus	1977-78
THOMPSON, Steve	1974-76
THORNHILL, Kevin	1974-75
THURMAN, Tim	2002
TIDWELL, Hunter	2018-19
TILLMAN, Zuko	2022-23
TIPPINGS, Craig	1986-87
TODD, Connor	2018-19
TODD, Kyle	2005-06
TORCHIA, Jim	1983-85
TORCHIA, Joe	1985-89
TORRES, Jenzen	2009-12
TORRES, Richard	1996
TOUSIGNANT, Connor	2020-22
TOVALIN, Humberto	2011-13
TRASK, Erik	2015-16
TRAYLOR, Barry	1973-75
TREMBLAY, Remi	1962
TRETO, Robbie	2025
TRUDEAU, Larry	1984
TUCKER, Colt	2025
TURNEY, Jason	1993
TURNEY, Robert	1967-68
TURRIFF, John	1974-76

U

UNTRAUER, David	1983
URIBE, Juan	1973
URUBURU, Jim	1969-71

V

VALDIVIA, Adrian	1983-85
VALICENTI, James	2004
VALLEJO, Loni	1994
VAN DUSEN, Chuck	1969-70
VANGALIS, Bill	1979-80
VASQUEZ, Anthony	2024-25
VASQUEZ, John	1984
VASQUEZ, Sergio	1989-90
VEGA, Edwin	1984
VEGA, Richie	1999
VELASQUEZ, Gavin	2020
VIGO, Kevin	1997
VILLA, Joe	2008-10
VILLAPANDO, Alex	1992-94
VILLARIAS, Christoffer	2017-18
VINCENT, Scott	2011
VINER, Pat	1967-68
VIZCAINO, Patrick	2018-19
VORRELL, Ryan	1998-01
VORRELL, Todd	1998-99

W

WAGNER, Bob	1969-71
WAGNER, Nick	2012-13
WAITE, Bill	1962-63
WAKEFIELD, Jason	1994-96
WALDINGER, Kevin	2001-02
WALLER, Gerric	1997-98
WALTER, Bo	2013-14
WALTER, Donald	2012-13
WALTON, Greg	1978
WANINGER, James	2003
WASHINGTON, Kirk	1983-86
WATSON, Luke	2021-24
WEBB, Charlie	1984-87
WEBBERLEY, Ryan	2015-16
WEBER, Rick	1967
WEBSTER, Mike	1969-70
WEINGARTEN, Neil	1988-90
WEINER, Brian	2001-04
WEEKS, Tom	1984-87
WELCH, Jason	2001-02
WELCHER, Bill	1971
WELLS, Steve	1969-71
WENDT, Doug	1970
WENDT, Pat	1970
WENGEL, Jeff	1991-93
WESCOTT, Keith	1996
WHALEY, John	1965-67
WHEELER, John	1964
WHETZEL, Cal	1966-67
WHITE, Bill	1965
WHITE, Edward	1964-66
WHITE, Jeremey	2003-04
WHITE, Rick	1978-79
WHITMAN, Jordan	2010-13
WICKS, Jameson	1999-00
WIENCEK, Steve	1971
WIENCEK, Dave	1972-73
WIESE, Joel	1964-66
WILDING, Taylor	2003-05
WILEY, Colin	1986-87
WILEY, Mark	1968-70
WILLIAMS, Darren	1996
WILLIAMS, Dave	1983
WILLIAMS, Ted	1963-64
WILLIAMS, Zach	2015-16
WILSON, Brad	2009
WILSON, Chris	2006-08
WILSON, Derek	2002-03
WINSLOW, Benny	2002-03
WISSLER, Bob	1966-68
WITT, Adrian	1971-72
WOOLDRIDGE, Bryce	2020-22
WOOLLEY, Jason	2000-02
WOOTEN, Ricky	2001-03
WRIGHT, Shannon	1990-91

Y

YANEZ, Fred	1964-65
YOKUBAITIS, Casey	2008-11
YOSHIDA, Victor	2001-03
YOUNG, Davis	1968
YOUNG, Larry	1967-68

Z

ZAICHKOWSKI, Bob	1968-70
ZAKEM, Gary	1976-79
ZELL, Brian	1980
ZIARNICK, Brian	2002-03
ZIDEK, Michael	2013-16
ZIEM, Steve	1981-83
ZUANICH, Jay	1969-71

CCAA & NCAA DII BASEBALL HISTORY

CCAA REGULAR SEASON

1960	San Diego State	-
1961	Fresno State	-
1962	Fresno State	-
1963	Cal State LA	-
1964	Long Beach State	-
1965	Cal State Northridge	21-17
1966	Fresno State	-
1967	Fresno State	-
1968	Cal State LA	-
1969	Cal State Fullerton	-
1970	Cal State Northridge	41-21
1971	Cal State Northridge	37-20
1972	Cal State Northridge	43-20
1973	Cal State Northridge	34-16
1974	Cal State Fullerton	-
1975	Cal State Northridge	31-22
1976	**CAL POLY POMONA**	**40-27-1**
1977	UC Riverside	-
1978	*None*	-
1979	**CAL POLY POMONA**	**37-25-1**
1980	**CAL POLY POMONA**	**42-25-1**
1981	Cal State Northridge / UCR	-
1982	UC Riverside	-
1983	**CAL POLY POMONA**	**41-22**
1984	Chapman	-
1985	**CAL POLY POMONA**	**39-29-1**
1986	Cal State Dominguez Hills	-
1987	Cal State Dominguez Hills	-
1988	**CAL POLY POMONA**	**32-25**
1989	Cal Poly SLO	-
1990	Cal State Northridge / UCR	-
1991	**CPP** / SLO / UCR	**27-26**
1992	Cal Poly SLO / UC Riverside	-
1993	Cal Poly SLO	-
1994	Cal Poly SLO / CSUDH	-
1995	UC Riverside	-
1996	UC Riverside	-
1997	Cal State LA	-
1998	Cal State LA	-
1999	Grand Canyon	-
2000	Chico State	-
2001	Sonoma State	50-17
2002	Chico State	-
2003	Sonoma State	46-15-1
2004	Sonoma State	39-28
2005	Chico (N) / **CPP (S)**	**30-23**
2006	Cal State Dominguez Hills	-
2007	Sonoma State	50-12
2008	Sonoma State	52-15
2009	UC San Diego	-
2010	UC San Diego	-
2011	UC San Diego	-
2012	Chico State	-
2013	Cal State Monterey Bay	-
2014	Sonoma State	27-18
2015	**CAL POLY POMONA**	**46-17**
2016	CSUMB (N) / **CPP (S)**	**42-19**
2017	Chico (N) / **CPP (S)**	**34-22**
2018	Cal State Monterey Bay	39-18
2019	UC San Diego	41-16
2020	*Season incomplete (COVID-19)*	-
2021	*CCAA season canceled (COVID-19)*	-
2022	Cal State Monterey Bay	38-17
2023	Cal State Monterey Bay	39-18
2024	Cal State Monterey Bay	39-21
2025	Cal State Monterey Bay	39-19

CCAA TOURNAMENT

1960	-	
1961	-	
1962	-	
1963	-	
1964	-	
1965	-	
1966	-	
1967	-	
1968	-	
1969	-	
1970	-	
1971	-	
1972	-	
1973	-	
1974	-	
1975	-	
1976	-	
1977	-	
1978	-	
1979	-	
1980	-	
1981	-	
1982	-	
1983	-	
1984	-	
1985	-	
1986	-	
1987	-	
1988	-	
1989	-	
1990	-	
1991	-	
1992	-	
1993	-	
1994	-	
1995	-	
1996	-	
1997	-	
1998	-	
1999	Sonoma State	40-26
2000	Chico State	-
2001	Sonoma State	50-17
2002	Cal State San Bernardino	-
2003	Sonoma State	46-15-1
2004	Chico State	-
2005	UC San Diego	-
2006	Chico State	-
2007	Sonoma State	50-12
2008	Sonoma State	52-15
2009	UC San Diego	-
2010	UC San Diego	-
2011	UC San Diego	-
2012	UC San Diego	-
2013	Cal State LA	-
2014	UC San Diego	-
2015	**CAL POLY POMONA**	**46-17**
2016	Chico State	35-22
2017	Chico State	45-11
2018	UC San Diego	43-17
2019	**CAL POLY POMONA**	**30-28**
2020	*No Tournament (COVID-19)*	-
2021	*No Tournament (COVID-19)*	-
2022	**CAL POLY POMONA**	**25-19**
2023	Cal State Monterey Bay	39-18
2024	Cal State Monterey Bay	39-21
2025	Cal State Monterey Bay	39-19

DII WEST REGION

1960	-	
1961	-	
1962	-	
1963	-	
1964	-	
1965	-	
1966	-	
1967	-	
1968	Chapman	-
1969	Puget Sound	-
1970	Cal State Northridge	41-21
1971	San Diego	-
1972	Cal State Northridge	43-20
1973	UC Irvine	-
1974	UC Irvine	-
1975	Cal State Northridge	31-22
1976	**CAL POLY POMONA**	**40-27-1**
1977	UC Riverside	-
1978	San Diego	-
1979	**CAL POLY POMONA**	**37-25-1**
1980	**CAL POLY POMONA**	**42-25-1**
1981	UC Riverside	-
1982	UC Riverside	-
1983	**CAL POLY POMONA**	**41-22**
1984	Cal State Northridge	-
1985	**CAL POLY POMONA**	**39-29-1**
1986	Sacramento State	-
1987	Cal State Dominguez Hills	-
1988	Sacramento State	-
1989	Cal Poly SLO	-
1990	Cal State Northridge	-
1991	UC Riverside	-
1992	Cal Poly SLO	-
1993	Cal Poly SLO	-
1994	UC Riverside	-
1995	UC Davis	-
1996	Colorado State Pueblo	-
1997	Chico State	-
1998	Chico State	-
1999	Chico State	-
2000	Fort Hays State	-
2001	St. Mary's (TX)	-
2002	Chico State	-
2003	UC Davis	-
2004	Chico State	-
2005	Chico State	-
2006	Chico State	-
2007	Cal State L.A.	-
2008	Sonoma State	52-15
2009	UC San Diego	-
2010	UC San Diego	-
2011	Sonoma State	37-22
2012	Chico State	-
2013	Grand Canyon	40-19
2014	Chico State	43-15
2015	**CAL POLY POMONA**	**46-17**
2016	**CAL POLY POMONA**	**42-19**
2017	UC San Diego	44-19
2018	UC San Diego	43-17
2019	UC San Diego	41-16
2020	*No Tournament (COVID-19)*	-
2021	Northwest Nazarene	35-10
2022	Point Loma	51-10
2023	Cal State San Bernardino	46-19
2024	Point Loma	46-13-1
2025	Northwest Nazarene	46-16

DII NATIONAL CHAMPIONS

1960	-	
1961	-	
1962	-	
1963	-	
1964	-	
1965	-	
1966	-	
1967	-	
1968	Chapman	35-18
1969	Illinois State	33-5
1970	Cal State Northridge	41-21
1971	Florida Southern	34-4
1972	Florida Southern	31-6
1973	UC Irvine	44-12
1974	UC Irvine	48-8
1975	Florida Southern	35-10
1976	**CAL POLY POMONA**	**40-27-1**
1977	UC Riverside	43-19
1978	Florida Southern	41-8
1979	Valdosta State	47-14
1980	**CAL POLY POMONA**	**42-25-1**
1981	Florida Southern	55-8
1982	UC Riverside	36-23
1983	**CAL POLY POMONA**	**41-22**
1984	Cal State Northridge	46-21-1
1985	Florida Southern	48-10
1986	Troy	46-8
1987	Troy	38-10-1
1988	Florida Southern	48-10
1989	Cal Poly SLO #	38-25
1990	Jacksonville State	43-9
1991	Jacksonville State	41-12
1992	Tampa	42-19
1993	Tampa	43-21
1994	Central Missouri	51-11
1995	Florida Southern	51-10
1996	Kennesaw State	48-17
1997	Chico State	52-11
1998	Tampa	46-14
1999	Chico State	50-17
2000	Southeastern Oklahoma	43-12
2001	St. Mary's (TX)	50-13
2002	Columbus State	48-15
2003	Central Missouri	51-7
2004	Delta State	54-11
2005	Florida Southern	51-11
2006	Tampa	54-6
2007	Tampa	53-10
2008	Mount Olive	58-6
2009	Lynn	46-16
2010	Southern Indiana	52-14
2011	West Florida	52-9
2012	West Chester	46-10
2013	Tampa	47-12
2014	Southern Indiana	49-13
2015	Tampa	43-13
2016	Nova Southeastern	44-16
2017	West Chester	44-11
2018	Augustana (SD)	52-9
2019	Tampa	45-14
2020	*No Tournament (COVID-19)*	-
2021	Wingate	39-13
2022	North Greenville	54-10
2023	Angelo State	56-9
2024	Tampa	52-8
2025	Tampa	55-10

 # Vacated due to NCAA infractions

#	CCAA Schools	Last
7	UC San Diego	2018
5	Chico State	2017
5	Sonoma State	2008
3	Cal State Monterey Bay	2025
3	**Cal Poly Pomona**	**2022**
1	Cal State LA	2013
1	Cal State San Bernardino	2002

#	Active DII Schools	Last
9	Chico State	2014
7	**Cal Poly Pomona**	**2016**
2	Northwest Nazarene	2025
2	Point Loma	2024
2	Sonoma State	2011

#	Conference	Last
38	**CCAA**	**2023**
4	Independent	1988
3	PacWest	2024
3	NCAC	1997
2	GNAC	2025
2	RMAC	2000

#	Active DII Schools	Last
10	Tampa	2025
9	Florida Southern	2005
3	**Cal Poly Pomona**	**1983**
2	Central Missouri	2003
2	Chico State	1999
2	West Chester	2017

ABOUT CAL POLY POMONA ATHLETICS



The iconic horse stables on the campus of Cal Poly Pomona

Competing at the NCAA Division II level, the Broncos currently sponsor 11 intercollegiate sports including baseball, men's and women's basketball, men's and women's cross country, men's and women's soccer, men's and women's outdoor track and field, women's indoor track & field and women's volleyball as a member of the California Collegiate Athletic Association (CCAA).

Cal Poly Pomona's athletics program dates back to 1939, when the school—then known as the Voorhis Unit of Cal Poly San Luis Obispo—formed a baseball team. The Voorhis Unit was established in 1938 at the former site of the Voorhis School for Boys in San Dimas, California as the southern satellite campus for Cal Poly San Luis Obispo. The baseball team played against local high schools and junior colleges until 1943, when Cal Poly abruptly closed the campus in response to declining war-time enrollment.

The campus reopened in fall of 1946, reintroduced baseball, and soon added football, basketball, track, and tennis to the athletics program. Before the war-time closure, the campus and its teams used the same nickname as San Luis Obispo: Cal Poly Mustangs. By early 1947, the San Dimas students lobbied for a name change to differentiate themselves from the main campus. The name change movement gained traction and the students voted that September to become the Broncos, the name Cal Poly Pomona students and alumni are known by to the present day.

In 1951, Cal Poly became a member of the SCIA (Southern California Independent Association) league. In 1966, Cal Poly became a member of the CCAA (California Collegiate Athletic Association), part of the National Collegiate Athletic Association (NCAA) Division II. That same year, the school would officially separate from Cal Poly San Luis Obispo and became the 16th campus to join the California State College System.

All told, Cal Poly Pomona Athletics has captured 15 national team titles, more than any other current Division II institution in the state of California: Women's basketball (1982, 1985, 1986, 2001, 2002 - most in DII history), women's tennis (1980, 1981, 1991 and 1992), baseball (1976, 1980 and 1983), men's cross country (1983), and men's basketball (2010). Most recently, the Broncos' women's soccer program won the national title with a 2-1 victory over Minnesota State, Mankato in Matthews, North Carolina on December 15th, 2024.

Cal Poly Pomona has had 25 individual national champions in the sports of men's tennis, women's tennis, men's track & field, women's track & field, and women's gymnastics. For all sports, the Broncos have had 18 student-athletes receive national award honors, including "Player of the Year", "Rookie of the Year", "Senior of the Year" and the "Arthur Ashe Sportsmanship Award". Cal Poly Pomona student-athletes have won 545 All-America awards in the department's history.

CAL POLY POMONA BRONCOS

Name	Cal Poly Pomona
Location	Pomona, Calif.
Founded	1938
Enrollment	24,453 (Fall 2024)
Colors	Green & Gold
Nickname	Broncos
Mascot	Billy Bronco
Affiliation	NCAA Division II
Conference	CCAA
Teams	11
President	Vanya Quiñones
Athletics Director	Brian Swanson
Department Phone	(909) 869-2810
Department Fax	(909) 869-2814
National Titles	40
Team	*15*
Individual	*25*
All-Americans	567



Cal Poly Pomona