

UCO FOOTBALL

2022 Media Guide



Broncho Football History

- UCO ranks fourth among NCAA Division II teams in all-time wins (644).
- The Bronchos have made 10 playoff appearances and won two national titles (1962 and 1982).
- UCO has won 32 conference/division titles.
- 81 All-Americans a combined 126 times
- 422 All-Conference players a combined 577 times.
- UCO ranks second among all Oklahoma colleges and universities in all-time wins.
- The Bronchos have won seven or more games in a season 43 times.
- UCO has had nine Harlon Hill Trophy candidates (Division II Player of the Year): RB Tyrone Jones (1992), RB Joe Aska (1994), RB Reggie Donner (1998), DB Johnnie Jones (1999), WR Dee Dee Carter (2001), QB Justin Allgood (2004), RB Joshua Birmingham (2010), WR Marquez Clark (2013), and WR J.T. Luper (2017).
- The Bronchos have had dozens of players in the NFL, and former star Keith Traylor won three Super Bowl rings during a 17-year career.
- UCO plays its home games in Chad Richison Stadium, a 12,000-seat facility that ranks as one of the finest in NCAA Division II.



2022 Schedule

September 1	Thursday	Missouri Western*	St. Joseph, Mo.	7 p.m.
– Central trails 7-4 in the all-time series, but the Bronchos won the 2021 season-opener in Edmond.				
September 8	Thursday	Emporia State*	EDMOND	7 p.m.
– UCO owns a marginal 11-10-1 lead in the series, but the Bronchos are looking to snap a three-game slide. ESU won 34-14 in 2019.				
September 17	Saturday	Missouri Southern*	Joplin, Mo.	5 p.m.
– The Bronchos are looking to get back in the win column after its six-game win streak in the series ended in 2021.				
September 24	Saturday	Northwest Missouri*	EDMOND	2 p.m.
– Central is 3-10 record against Northwest as new UCO coach Adam Dorrel faces his former squad.				
October 1	Saturday	Lincoln*	Jefferson City, Mo.	2 p.m.
– Central leads 4-0 in series and averages 59.2 points per game in those contests.				
October 6	Thursday	Northeastern State*	EDMOND	7 p.m.
– The Bronchos won their seventh-straight President’s Cup game in 2021 and lead the all-time series 57-27-2.				
October 15	Saturday	Fort Hays State*	EDMOND	2 p.m.
– A big road win in 2021 gave Central Oklahoma an 8-6 lead in the all-time series.				
October 22	Saturday	Washburn*	Topeka, Kan.	1 p.m.
– UCO leads 6-4 in a close series that saw Washburn steal a win in Edmond in 2021.				
October 29	Saturday	Pittsburg State*	EDMOND	2 p.m.
– Central trails 13-4-1 in the all-time series and aims to snap a five-game losing streak against Pitt this Fall.				
November 5	Saturday	Nebraska Kearney*	Kearney, Neb.	12 p.m.
– The Bronchos lead 6-3 in the series and won the last time they played UNK on the road.				
November 12	Saturday	Central Missouri*	EDMOND	2 p.m.
– UCO is down 7-2 against the other Central in the all-time series but looks to wrap up 2022 with a win.				

Bold – Home Game at Chad Richison Stadium; * – MIAA Game

Table of Contents

General Information

2022 Schedule	1/Back Cover
UCO Quick Facts/Phone Directory.....	2

About UCO

University of Central Oklahoma	4-5
Edmond	6
Oklahoma City	7
Chad Richison Stadium	8
Media Information	9
President	10
Athletic Administration	10-12

Coaches

Head Coach Adam Dorrel	14-15
Assistant Coaches	16-18

Season Outlook/The Players

2022 Season Outlook	20-21
2022 Roster	22-23
Player Profiles.....	24-40
Roster Breakdown	40

2021 Review

2021 Game-by-Game Review	42-47
2021 Statistics/Standings/All-MIAA Teams.....	48-50

Records

UCO Records	52-58
Chad Richison Stadium Records	59
MIAA Football Record Book	60-62

History

All-Conference/All-Region/All-Americans	64-68
UCO and the NFL	69
Playoff History	70-72
All-time Lettermen	73-76
Season-by-Season Results	77-81
Coaching Records	82
Series Records	83
Margins of Victory/Streaks/Milestone Games	84
The Last Time	85
UCO Athletics Hall of Fame.....	86

The MIAA

Mid-America Intercollegiate Athletics Association	87/IBC
---	--------

UCO Quick Facts

Mailing Address:

100 North University
Edmond, OK. 73034

Founded: Dec. 24, 1890

President: Patti Neuhold-Ravikumar

Athletic Director: Stan Wagnon

Administrative Specialist: Crystal Bailey

Senior Strategic Advisor: Chuck Bailey

Senior Associate Athletic Director: Jeremy Rogers

Assistant Athletic Director/Media Relations: Chris Brannick

Assistant Athletic Director/Business: Melissa Paul

Assistant Athletic Director/ Head Athletic Trainer: Ross McCulloh

Assistant Athletic Director/Academics: Samm Chavez

Athletics Administrator/Ticket Operations: Hannah Parker

Faculty Representative: Trey Cone

Athletics Academic Eligibility: Laura Donner

National Affiliation: NCAA Division II

Conference: Mid-America Intercollegiate Athletics Association

Nickname: Bronchos

School Colors: Bronze and Blue

Enrollment: 12,000

Stadium (Capacity): Chad Richison Stadium (12,500)

Playing Surface: Turf

Football Facts

Head Coach: Adam Dorrel

Years, Record at UCO: First season

Years, Career Record: 11 years, 95-40

Assistant Coaches: James Curlee, Dimitri Donald, Adam Lechtenberg, Brandon Lechtenberg, Adam McGuire, Rashad Sanders

2021 Record: 4-7

2021 MIAA Record (Finish): 4-7 (Ninth)

Lettermen Returning: 56 (28 offense, 25 defense; 3 specialists)

Starters Returning (5+ games): 15 (7 offense, 8 defense)

Football History

First Year of Football: 1902

All-time Record: 644-426-46

Conference/Division Championships: 32 (1914, 1915, 1919, 1921, 1923, 1924, 1929, 1931, 1932, 1934, 1935, 1936, 1937, 1938, 1939, 1941, 1942, 1948, 1949, 1950, 1954, 1955, 1956, 1961, 1962, 1972, 1997, 1998, 1999, 2004, 2007, 2008)

Years in Playoffs: 10 (1962, 1972, 1979, 1982, 1983, 1985, 1996, 1998, 1999, 2003)

All-time Playoff Record: 10-8

National Championships: Two (1962, 1982)

Last Playoff Appearance: 2003 (lost in quarterfinals)

Last Postseason Appearance: 2018 (won Heart of Texas Bowl)

Media Relations

Assistant Athletic Director – Media Relations: Chris Brannick

Office: (405) 974-2142

Cell: (405) 301-0187

Email: cbrannick@uco.edu

Sports Information Assistant: Mike Kirk

Office: (405) 974-2142

Cell: (405) 615-2233

Email: mkirk@uco.edu

Chad Richison Stadium Press Box: (405) 974-3174

Athletic Website: www.bronchosports.com

Twitter: @ucoathletics

Facebook: University of Central Oklahoma Bronchos

Instagram: @ucoathletics

YouTube: BronchoVision

School Nickname

“Bronchos” was the nickname selected for Central Oklahoma in 1922 by Mary Agnes Lindsey Wantland, wife of long-time UCO football coach C.W. Wantland. The name was chosen from a number of suggestions for the name of UCO’s football team and became the nickname for all athletic teams at the school. Mrs. Wantland was made an honorary member of the Letterman’s Club for selecting the nickname, becoming the first woman admitted to that organization.

School Colors

Bronze and blue were chosen as UCO’s school colors in 1895 by school president Edmund Dandridge Murdaugh. The first public display of the bronze and blue was in Guthrie when a student represented UCO in the first oratorical contest ever held in Oklahoma.

Production Credits

The 2022 UCO football media guide was written, edited and designed by Assistant Athletic Director – Media Relations Chris Brannick. Photographs were provided by the UCO Photographic Services Department, under the direction of Lauren Bieri.

Football Staff Directory

Athletic Department..... (405) 974-2500

Athletic Director (405) 974-2500

Stan Wagnon (swagnon2@uco.edu)

Athletic Trainer (405) 974-2188

Ross McCulloh (rmcculloh@uco.edu)

Head Coach (405) 974-2147

Adam Dorrel (adorrel@uco.edu)

Assistant Coach (405) 974-3430

James Curlee (jcurlee@uco.edu)

Assistant Coach (405) 974-3432

Dimitri Donald (ddonald@uco.edu)

Assistant Coach (405) 974-3439

Rashad Sanders (bsanders12@uco.edu)

Assistant Coach (405) 974-3431

Adam Lechtenberg (alechtenberg@uco.edu)

Assistant Coach (405) 974-3431

Brandon Lechtenberg (blechtenberg1@uco.edu)

Assistant Coach (405) 974-3432

Adam McGuire (amcguire10@uco.edu)



About UCO

University of Central Oklahoma

With strong connections throughout the Oklahoma City metro, the University of Central Oklahoma is dedicated to developing in students the confidence to succeed through transformative learning experiences. Central prides itself as a smart investment for success, preparing future leaders in an opportunity-rich environment, with access to more than 200 student organizations and the internship, employment, entertainment and cultural offerings of the rapidly growing Oklahoma City metropolitan area. Founded in 1890 and accredited by the Higher Learning Commission of the North Central Association of Colleges and Schools, Central connects its more than 16,000 students to unmatched value found in 121 undergraduate areas of study and 74 graduate programs from its main campus in Edmond and facilities throughout the metro area.



UCO Quick Facts

Founded: December 24, 1890

Location: Edmond, Oklahoma

President: Patti Neuhold-Ravikumar

Enrollment: 12,000

Faculty: More than 400 full-time professors with an additional 380 professionals from the community serving as adjunct faculty. A full 75 percent of faculty members have earned doctorates.

Student/Faculty Ratio: 19:1

Student Representation: Students come from all 50 states and more than 100 countries.

Academic Divisions: Five undergraduate colleges and a college of graduate studies and research.

Degrees: UCO awards 10 bachelor's degrees with 121 undergraduate majors and 112 options. There are six master's degrees with 74 majors. UCO also offers a Funeral Service Certificate Program.

School Calendar: Two 16-week semesters (fall and spring) and an 8-week summer session.

Library: The Chambers Library exceeds 1.4 million volumes of books, microforms, periodicals and government documents.

Organizations: More than 200 clubs and organizations on campus.

Accreditation: The University of Central Oklahoma has earned numerous accreditations.

UCO has received 15 different accreditations for its undergraduate programs and seven for its graduate programs. UCO's College of Business was also accredited by the Association of Collegiate Business Schools and Programs.

Accredited programs include four different Master of Science programs, as well as two Master of Fine Arts programs. The master's programs in the School of Music are also accredited.

University of Central Oklahoma

Best of the Best

- UCO earned national recognition for its dedication to student engagement, ranking No. 6 on the list of “Top Schools for Engagement” in The Wall Street Journal/Times Higher Education College Rankings.
- The Military Times ranked UCO No. 9 among all surveyed four-year colleges and universities in the U.S. on its 2019 “Best for Vets: Colleges” list.
- Oklahoma’s largest and oldest college of education has graduated more than 50,000 teachers since 1890.
- The National Board for Professional Teaching Standards recognized Central as one of the top 50 alma maters in the U.S. for National Board Certified Teachers (NBCT) with 444 total certifications.
- The W. Roger Webb Forensic Science Institute became the only college in North America with three accredited undergraduate forensic science programs — forensic molecular biology, forensic chemistry and digital forensics. Central is the only institution in Oklahoma with undergraduate level accreditation from Forensic Science Education programs and joined Eastern Kentucky University as the first two universities in the nation to receive accreditation for an undergraduate digital forensics program.
- A broadcasting communication program annually recognized as one of the best in the region for technology.
- A theatre arts department specializing in providing opportunities for incoming freshmen on stage and production.
- The state’s largest computing science department.
- Graduates from the department of nursing and pre-medical programs consistently score well above the state average of 88 percent passing.
- The only photojournalism degree in the state.
- Oklahoma’s first and only funeral service program.
- The Academy of Contemporary Music at UCO (ACM@UCO) was started in 2009.

Campus Life

While activities are abundant in Edmond and nearby Oklahoma City, students will never be bored on the UCO campus. Last year alone, students experienced activities ranging from concerts and Greek, athletic and multicultural events.

- Homecoming Week – Cookout and Dodge Ball Tournament, Talent Show, Bronze and Blueberry Breakfast, Cheer & Dance, Parade, and much more
- BronchoThon – Throughout the academic year, students, faculty and staff participate in fundraising and awareness events. The final event, BronchoThon, is held in April. The eight-hour marathon includes musical entertainment, student-led activities and refreshments. More than \$68,000 was raised last year.
- Concerts – Battle of the Bands, Broncho Idol, Open Mic Nights
- Recreation – Foam Party, Laser Tag, BINGO
- The Office of Diversity and Inclusion (ODI) advances cultural competence while implementing opportunities for diverse communities to learn, thrive and succeed. Met by implementing unique programs and services that promote the pursuit of academic success and encourage retention, while promoting the leadership development of students, ODI initiatives serve to expand students’ cultural horizons and perspectives, honor respective cultural experiences and develop culturally competent citizens.
- Pride and Traditions – Build a Broncho, Chili Cook-off, Pingpong with the Presidents and other events to promote Central traditions

Greek Life

Join one of the 27 national sororities and fraternities that maintain active chapters at UCO. Lifelong associations and promotion of high standards of leadership are among the benefits members enjoy. Houses near campus provide a comfortable place to meet, yet allow the freedom to choose other housing options.

Fraternities

- Acacia
- Alpha Phi Alpha
- Alpha Tau Omega
- Beta Upsilon Chi
- Delta Chi
- Omega Delta Phi
- Omega Psi Phi
- Phi Lambda Chi
- Pi Kappa Alpha
- Sigma Alpha Epsilon
- Sigma Nu
- Sigma Tau Gamma
- Tau Kappa Epsilon

Sororities

- Alpha Delta Pi
- Alpha Gamma Delta
- Alpha Kappa Alpha
- Alpha Xi Delta
- Delta Sigma Theta
- Delta Zeta
- Kappa Delta Chi
- Kappa Phi
- Sigma Gamma Rho
- Sigma Kappa
- Sigma Lambda Gamma
- Sigma Phi Lambda
- Sigma Sigma Sigma
- Zeta Phi Beta



Edmond

Edmond is located in the heart of Oklahoma, just north of the state capital in Oklahoma City, and has a population of over 90,000 as one of the fastest growing cities in the state.

Edmond has the best of both worlds, including easy access to the city with just enough distance to maintain a close-knit community atmosphere.

The city offers outstanding hotels, nostalgic shopping areas and conveniently located attractions for your enjoyment. Known for its outstanding golf courses, Edmond has hosted some of the most exciting PGA and celebrity events in the past two decades at world-famous Oak Tree Golf Club.

Edmond is the fastest growing, most economically dynamic city in Oklahoma. Thriving technology firms, diverse retail and commercial opportunities and small corporate office headquarters have enhanced its reputation as the affluent residential suburb to the metropolitan area.

There are many more activities in Edmond, with a variety of music, art, theatre, water and sporting events that make for spectacular family fun.

Heard on Hurd is a monthly festival where Downtown Edmond is transformed into an exciting mix of food trucks, family-friendly excitement and music that has become one of the premier, socially engaging events in the area.

Edmond also boasts one of the best Fourth of July fireworks shows in the country. More than 125,000 people attend the event. LibertyFest has been previously chosen by CNN and USA Today as one of the top 10 places to be in America on July 4.

Another Edmond attraction is Lake Arcadia. Home to the Center for Outdoor Adventure Recreation, Lake Arcadia offers trails for running, hiking, and cycling, as well as 1,820 surface acres for boating, skiing, kayaking, and fishing, and 26 miles of shoreline for more fun.



Oklahoma City

The largest city in the state, Oklahoma City borders Edmond to the south and sits at the crossroads of I-35, I-40 and I-44, leaving OKC with more than 130 miles of federal and interstate highways.

More than 1.3 million people call metro Oklahoma City home.

The City, as it is commonly referred to around the state, offers numerous things to do on any given day of the week – or year for that matter. Whether it is sports, music, art, or just getting outside on a nice day, OKC offers it all.

Chesapeake Energy Arena in downtown Oklahoma City is not only home to the NBA's Oklahoma City Thunder, but it also hosts concerts year-round, as well as other events such as pro wrestling, bull riding and more.

Bricktown, the central hub of entertainment in downtown, is home to Bricktown Ballpark, where the Oklahoma City Dodgers – Triple-A affiliate to MLB's L.A. Dodgers – play ball. The ballpark also hosts high school games, collegiate tournaments, as well as concerts of its own.

There is plenty more to do, especially on the booming, Oklahoma River.

The UCO rowing team calls the river home and has a state-of-the-art boathouse on the river to prove it. Visitors can also enjoy the Riversport Adventure District, where



you can challenge yourself through a white-water rapids course, zip line across the river, or bungee jump among other fun activities.

There are also five lakes in the greater OKC metro area that offer ample fun including fishing, running or cycling trails and swimming.

There are also more than a dozen golf courses to choose from.

Along with art museums, a science museum, and many more, there is always something to do in OKC.

The Adventure District is just 10 minutes from UCO and offers many fun things to do.

Remington Park races horses more than half of the year, the Oklahoma City Zoo is always a top-pick, and it sits right next to the science museum.

If you venture west of downtown toward the fairgrounds, you can find more fun.



Home to the Oklahoma State Fair every September, as well as shows year-round, the fairgrounds offer countless entertainment options.

Oklahoma City is in a warm southwest climate. It sees more than 300 days of sunshine on average per

year.

The average temperature annually is 60 degrees according to the Oklahoma City Visitors Convention Bureau. OKC also sees on average 32.03 inches of rain and nine inches of snow every year.

Chad Richison Stadium

Central Oklahoma renamed its football facility Chad Richison Stadium and played its first game there Saturday, Oct. 23, 2021. This Fall will mark the 57th season the Bronchos take the field in the newly expanded, 12,500-seat facility that ranks as one of the finest and most unique football stadiums in NCAA Division II.

UCO installed new turf in 2022 in addition to expanding the east side of the stadium to include more seating and modern amenities. A south end zone landscaping project including trees, plants, boulders and a two-tier waterfall gave Chad Richison Stadium a unique feel unmatched in the country.

The Bronchos play in front of a towering three-story press box that includes luxury suites and a sprawling media deck. To the north, the Sports Performance Center is home to the football offices and locker rooms, and the Stampede Club, which provides another unique viewing area for special guests.

Named after Central Oklahoma alum Chad Richison, UCO played its first game on the grounds Sept. 18, 1965, shutting out College of the Ozarks (Ark.) 31-0.

The Bronchos have had nine undefeated home seasons and are 178-106-5 in Wantland Stadium, a .624 winning percentage.

UCO's month-by-month record in the stadium is:

- August, 1-4 (.200 win percent)
- September, 58-32-2 (.641)
- October, 72-44-2 (.618)
- November, 45-25-1 (.640)
- December, 2-1-0 (.667).

Central's longest winning streak at Chad Richison Stadium is 13, set from 1969-71. Twice has a crowd listed at 10,000 taken in a Broncho game at Chad Richison Stadium. Central beat Southwestern in its first year in the stadium and dropped a contest against Langston in 1973.

The Bronchos are 5-1 in playoff games at Chad Richison, topped by a 14-11 win over Colorado Mesa on Dec. 18, 1982 in the NAIA national championship game that was televised live on USA Network.



Record Vs. Chad Richison Stadium Opponents

Opponent	W-L-T	Pct.	Last Meeting	Winner	Score	Opponent	W-L-T	Pct.	Last Meeting	Winner	Score
Abilene Christian	8-2-0	.800	2007	UCO	27-17	Southeastern Oklahoma	10-5-1	.656	2010	SOSU	56-55
Angelo State	5-6-1	.458	2006	UCO	30-24 OT	Southwestern Oklahoma	13-5-0	.722	2009	UCO	41-23
Arkansas Tech	0-1-0	.000	2001	ATU	32-26	Southern Utah	2-0-0	1.000	1993	UCO	21-20
Bacone	1-0-0	1.000	2002	UCO	56-21	Southwest Baptist	0-2-0	.000	2012	SBU	26-14
Black Hills State	1-0-0	1.000	2011	UCO	30-17	Southwest Missouri	3-0-0	1.000	1973	UCO	21-0
Cal State-Northridge	1-1-0	.500	1992	UCO	14-0	Tarleton State	4-2-0	.750	2010	UCO	37-21
Cameron	7-2-2	.727	1992	UCO	44-6	Texas A&M-Commerce	7-6-0	.538	2010	TAMC	31-30
Central Missouri	2-2-0	.500	2018	UCO	33-26	Texas A&M-Kingsville	3-8-0	.300	2008	TAMK	41-6
Chadron State	2-0-0	1.000	1998	UCO	21-19	Texas Lutheran	2-1-0	.667	1979	UCO	30-20
Colorado Mesa	4-1-0	.800	2003	UCO	42-16	Washburn	3-2-0	.600	2021	WU	29-17
East Central	13-3-1	.794	2011	UCO	41-21	Western New Mexico	1-0-0	1.000	1991	UCO	16-6
Eastern New Mexico	11-6-0	.647	2007	ENMU	21-7	Western State	2-0-0	1.000	1969	UCO	42-6
Emporia State	1-4-0	.200	2018	ESU	35-28	Western Washington	0-1-0	.000	2002	WWU	24-16
Evangel	1-0-0	1.000	1979	UCO	55-0	West Texas A&M	4-3-0	.571	2008	WT	49-18
Fort Hays State	2-4-0	.333	2019	FHSU	35-7	Overall Record	178-106-5	.624			
Harding	2-0-0	1.000	1999	UCO	42-30						
Henderson State	1-2-0	.333	1983	UCO	56-14						
Howard Payne	3-0-0	1.000	1986	UCO	31-7						
Langston	11-2-0	.846	1998	UCO	29-13						
Lincoln	3-0-0	1.000	2021	UCO	69-28						
Lindenwood	2-1-0	.667	2017	UCO	35-14						
Midwestern State	2-1-0	.667	2010	MSU	30-24						
Missouri Southern	3-2-0	.600	2021	MSSU	14-10						
Missouri Western	3-3-0	.500	2021	UCO	24-20						
Morningside	1-0-0	1.000	1966	UCO	22-2						
Nebraska-Kearney	2-3-0	.400	2021	UNK	37-22						
Northeastern State	10-10-0	.500	2019	UCO	82-14						
Northwestern Oklahoma	10-1-0	.909	2006	UCO	31-26						
Northern Colorado	0-1-0	.000	1977	UNC	21-7						
Northwest Missouri	1-5-0	.166	2018	UCO	31-21						
Oklahoma Panhandle	7-1-0	.875	1980	UCO	27-17						
Ouachita Baptist	1-0-0	1.000	1998	UCO	48-7						
Ozarks	1-0-0	1.000	1965	UCO	31-0						
Pittsburg State	1-6-0	.142	2019	PSU	37-35						
Presbyterian	1-0-0	1.000	1979	UCO	28-6						
Saginaw Valley	0-1-0	.000	1983	SV	14-13						

Bold: Home opponent in 2022

Top 10 Chad Richison Stadium Crowds

No.	Crowd	Opponent	Date	Result
1.	10,000	Southwestern Oklahoma	Oct. 9, 1965	Won, 34-13
1.	10,000	Langston	Sept. 29, 1973	Lost, 27-3
3.	9,500	Langston	Oct. 4, 1975	Won, 22-6
4.	9,200	Cameron	Oct. 28, 1978	Won, 39-21
5.	9,000	Southwestern Oklahoma	Sept. 15, 1979	Won, 35-14
6.	8,500	Oklahoma Panhandle	Oct. 31, 1970	Won, 35-14
6.	8,500	Cameron	Oct. 18, 1975	Lost, 37-21
8.	8,425	Pittsburg State	Aug. 28, 2010	Lost, 31-20
9.	8,335	Langston	Sept. 28, 1996	Won, 39-20
10.	8,226	Langston	Sept. 24, 1994	Won, 38-10

Chad Richison Stadium Streaks

- UCO's longest winning streak at Chad Richison Stadium is 13 games – all six in 1969, all five in 1970 and the first two in 1971.
- UCO's longest losing streak at Chad Richison Stadium is six games – the last four of 1989 and the first two of 1990.
- UCO has had nine undefeated seasons at Chad Richison Stadium – 1965 (5-0), 1969 (6-0), 1970 (5-0), 1979 (5-0), 1982 (5-0), 1996 (7-0), 1998 (8-0), 2000 (4-0) and 2003 (5-0).

Media Information

UCO Athletic Media Relations



The Central Oklahoma Athletic Media Relations Office is under the direction of Chris Brannick, who is in his seventh year overseeing the department’s communications efforts. Brannick took over the post August 1, 2016.

Brannick’s main duty is keeping local, state and national media informed about UCO’s athletic department as well as handling the school’s athletic website (www.bronchosports.com).

Chris came to UCO after three years as a sports reporter for *The Oklahoman*.

A native of Utica, N.Y. who grew up in Sallisaw, Okla., Brannick is a Central graduate. He received his bachelor’s degree in mass communications in 2013 with a journalism major and creative studies minor.

Brannick served as sports editor of UCO’s student newspaper (The Vista) and also worked as a sports anchor on the school’s student-run broadcast news program (UCentral News).

He won first- and second-place in sports reporting at the Society of Professional Journalists (SPJ) Oklahoma in 2013 and won the UCO Mass Comm Professional Media award the same year. He also won first place at the Oklahoma Broadcasting Association’s annual awards for his work on The Huddle, a 30-minute weekly sports recapping UCO football and local high school football action.

Brannick began working at *The Oklahoman* immediately after graduation.

Chris is married (Cori) and has one daughter (Elle).

Bronchos on the Air

All UCO football games are broadcast live on Oklahoma City radio station KOKC (95.3 FM/1520 AM) and the iHeart Radio app.

Local sports radio personality Todd Lisenbee enters his fourth year as Central’s play-by-play announcer. A UCO sideline reporter for three seasons before that, Lisenbee moved to the booth for the first time in 2018. He is joined by former Broncho offensive lineman, three-time All-American, UCO Hall of Famer and National College Football Hall of Fame nominee, John Fitzgerald, who has assisted in calling the action since 2009. Pregame coverage starts 15 minutes before kickoff each week, including interviews with coaches and players.

Press Credentials

The Chad Richison Stadium press box is reserved for working media only and requests for press credentials should be made at least a week in advance to the UCO Athletic Media Relations Office.

Photographers

All photographers must have their photo/video passes visible at all times while on the sideline working UCO football games, with violators subject to removal from the field. NCAA rules prohibit photographers from being in the team areas between the 25-yard lines. Use of tripods is restricted to the ends of the playing field. The third level of the press box may also be used.

Press Box Service

Complete individual and team statistics and a running play-by-play will be distributed in the press box after the completion of each game. Telephone and internet lines available for media use.

Broadcast Service

One courtesy line (405-974-3185) is available for the visiting team’s flagship radio station, with space available for four people. All line charges are the responsibility of the visiting station.

Postgame Press Conference

Approximately 15 minutes after the game a postgame press conference will be conducted in the UCO Athletic Media Relations Office. Workspace is provided following interviews. All other interview requests need to be made through the media relations office.

Media Outlets

Edmond

The Edmond Way..... (405) 293-6329
2011 Danforth Rd., Edmond 73003
Chris Becker, Sports Editor

Edmond Life and Leisure..... (405) 340-3311
107 S Broadway, Edmond 73034
Steve Gust, Editor

The Vista..... (405) 974-5570
UCO, Communications Bldg., Edmond 73034
Sports Editor

UCentral Media (405) 974-2589
UCO, Communications Bldg., Edmond 73034
Sports Director

Tulsa

Tulsa World (918) 581-8355
PO Box 1770, Tulsa, 74102
Michael Peters, Sports Editor

Oklahoma City

The Oklahoman (405) 475-3314
PO Box 25125, Oklahoma City, 73125
Jeff Patterson, Sports Editor

Associated Press (405) 236-0663
500 N. Broadway, Oklahoma City, 73102
Sports Editor

KFOR-TV (NBC) (405) 478-6366
PO Box 14068, Oklahoma City, 73113
Brian Brinkley, Sports Director

KOCO-TV (ABC) (405) 478-6681
PO Box 14555, Oklahoma City, 73113
Bryan Keating, Sports Director

KOKH-TV (Fox) (405) 843-2525
1228 E. Wilshire Blvd., Oklahoma City, OK, 73111
Myron Patton, Sports Director

KWTV (CBS)..... (405) 841-9954
PO Box 14159, Oklahoma City, 73113
Dean Blevins, Sports Director

Administration



President, Patti Neuhold-Ravikumar

Patti Neuhold-Ravikumar is the 21st president of the University of Central Oklahoma and the institution's first female president in its 129-year history. She has been a contributing member of the Central community since 2007. She served in a variety of roles during that time; most recently serving as the institution's Vice President of Finance and Chief Financial Officer.

Her multidimensional experience in private business and higher education includes business operations, finance, human resources, organizational development, strategic planning, institutional budget development, business process improvement and governing board relations. As a result of her commitment to developing others, she led the creation of the award-winning UCO Management Development Program. Under her leadership, UCO's compensation structure and health insurance plan were modernized to help create a contemporary people-centered benefits culture.

Among her contributions to UCO, she has served as chair or member of a number of institutional committees and task forces. These include the university branding initiative, program prioritization, budget model exploration, Affordable Care Act implementation, the creation of the University Planning Council, strategic planning and enrollment management planning. She currently serves on the Strategic Enrollment Planning Council as well as the University Planning Council at UCO. She has served as the chair of the Regional University System of Oklahoma Business Officers, chair of the Pension Committee for the Regional University System of Oklahoma and vice chair of the Oklahoma Higher Education Employee Interlocal.

As UCO's vice president of finance and chief financial officer, she helped to navigate the financial turbulence created by the precipitous decline in enrollment and the significant loss of state funding. While the institution had lost more than \$10.5 million in tuition revenue and \$12.3 million in state funding by 2019, her leadership ensured the preservation of every job on campus and buffered our classrooms from negative impact. For her work in successfully guiding the institution through these rough waters, she was awarded the President's Award in Applied Leadership in 2018.

A champion for progress and improvement, she leads the university's pursuit of innovation in shaping the future of higher education. This includes educating for tomorrow's skills, growing more fully online programs designed and taught by our talented faculty, partnering with businesses in the metropolitan area to expand non-credit offerings and capturing opportunities for growth through institutional responsiveness to student demand and economic need.

President Neuhold-Ravikumar currently serves on the Board of Directors for the Regional Food Bank of Oklahoma, Oklahoma Center for the Advancement of Science and Technology (OCAST), and Oklahoma State Chamber. She serves as an ex-officio member of the Edmond Chamber of Commerce Board of Advisors.

Patti earned her bachelor's degree in psychology with an emphasis in management from Oklahoma Christian. She earned her master's degree in industrial/organizational psychology from Tulsa and is a doctoral candidate in organizational leadership at Concordia University – Chicago.



Director of Athletics, Stan Wagon

Stan Wagon is the University of Central Oklahoma's director of athletics, becoming the ninth director in the school's more than 125-year athletic history.

He was hired August 2020 and came to Central following a four-year stint as commissioner of the Sooner Athletic Conference, serving that post since July 2016. Prior to that, Wagon held the same position at the Lone Star Conference, spending 11 years there within the conference's administration and as commissioner.

An Edmond native, Wagon earned his bachelor's degree from Central in 1995. His father (Skip) served as director of athletics from 1986-2003 following a 15-year stint as head athletic trainer.

Wagon returns to UCO after a 25-plus year career in athletics. After working in the UCO sports information office as a student, Wagon had stints in the same role at Midwestern State, where he received his master's degree, and Tarleton State.

Wagon moved from Tarleton to the NCAA Division II's Lone Star Conference office and eventually served as commissioner. He spent 11 years in that role before moving to the same post at the NAIA's Sooner Athletic Conference.

At the Lone Star Conference, Wagon's most noteworthy accomplishment was creation of the Lone Star Football Festival, held annually at Arlington's AT&T Stadium, home of the NFL's Dallas Cowboys. The event generated nearly a half-million dollars back to the conference office.

Throughout his career, Wagon has emerged as a national leader in intercollegiate athletics. He has served as Chair of the NCAA Division II Nominating Committee and the NCAA Men's Basketball Regional Advisory Committee. He also served on committees for the D2 CCA and College Sports Information Directors of Association (CoSIDA).

Wagon is married (Jill) and has three children (Abby, Macy, and Knox).

Administration



Chuck Bailey - Senior Strategic Advisor

Chuck Bailey moved into the position of Senior Strategic Advisor in August 2020 following a brief stint as interim athletic director, for which he served from May 1, 2020 through the end of August.

Bailey came to UCO in 1984 as an assistant football coach. He helped lead the Bronchos to two Lone Star Conference championships and four NCAA Division II playoff appearances during his coaching tenure.

Bailey assumed the additional responsibilities of Director of Football Operations in 2003 and served both roles until moving into athletic administration in 2006. He served as Assistant Athletic Director for Operations before becoming Senior Associate Athletic Director in 2007.

Bailey left UCO to become the District Athletic Director for Mustang Public Schools in 2009 where he served until retiring in 2016. He returned to UCO in 2017 as Development Director for Athletic Scholarships and contributed in that capacity for two years.

Bailey is married (Crystal) and has two children (Burke and Brylee).



Jeremy Rogers - Senior Associate Athletic Director

Jeremy Rogers, a native of Medford, Oklahoma, serves as Senior Associate Athletic Director at Central Oklahoma.

Joining the department in November 2012, Rogers served the compliance department in an assistant role before moving to Director of Athletic Compliance and Legal Affairs, overseeing all aspects of the crucial facet of the department. He was named Senior Associate Athletic Director in July 2021, continuing to lead the efforts of the compliance department while adding oversight of the internal operations of the athletic department. Rogers also oversees operations in athletic training, strength & conditioning, ticketing, and facilities.

Rogers has been heavily involved in projects, committees, forums, and the like both inside the university as well as on the national stage.

He holds positions in charge of student-athlete development and the Student Athlete Advisory Committee, he is Deputy Title IX coordinator and a member the University's Behavioral Assessment Team (BAT). And he has sport oversight of the men's golf, women's track & field and cross country, and wrestling programs.

A member of the National Association of Collegiate Directors of Athletics (NACDA), Rogers is also involved with the National Association of Academic and Student-Athlete Development Professionals (N4A), College Athletic Business Management Association (CABMA), and National Association of Athletics Compliance (NAAC) serving on the association's DII Reasonable Standards Committee.

Rogers serves on the NCAA Division II Coaching Enhancement Grant Committee which is designed to provide financial assistance to the division's member schools that are committed to enhancing ethnic minority and gender representation in newly created assistant coaching positions for any NCAA-sponsored sport. He is also a representative of the NCAA Eligibility Advisory Group which provides support and feedback on content and functionality to the NCAA Eligibility Center.

Rogers was a member of the Southern Nazarene University football team (two-year starter) and earned all-conference honors at tight end. He received his Bachelor's degree in Sport Management from SNU in 2007.

Rogers went on to earn his Juris Doctor from the University of Oklahoma College of Law in 2012. While at OU he worked as an intern for the Athletic Compliance Department and Office of Legal Counsel. Rogers is licensed to practice law in the state of Oklahoma and is a member of the Oklahoma Bar Association.

Jeremy is married (Rachel) and they have four children (Mason, Norah, Sophie, and Lane).



Melissa Paul, Assistant A.D., Finance, SWA

Melissa Paul enters her fifth year at the University of Central Oklahoma and enters her third year in the role of Assistant Athletic Director for Business and Senior Woman Administrator (SWA).

Paul spent two years serving as an assistant registrar at Central and also helped out as a volunteer assistant for the softball program in 2020.

Paul played softball collegiately at Division I Marist and later served as head coach for her alma mater. She coached at Marist from 2002-06, leading the Red Foxes to the Metro Atlantic Athletic Conference championship and their first-ever national tournament appearance in her final season.

Melissa then spent seven years as assistant coach at Missouri, helping lead the team to a 288-89 record in that span. The Tigers made three straight appearances in the Women's College World Series and Paul mentored three All-America selections while coaching the team's outfielders.

Paul went to Division II West Florida as assistant coach in 2013 before taking over the head coaching reigns the following season. She put together a 138-83 record in four seasons at UWF and led the Argos to three Division II national tournament appearances. West Florida won 40-plus games twice under Paul's guidance, including a school-record 46 in 2017 when the Argos captured the South Region title in qualifying for the Division II World Series.

Melissa is married (Andrew) and has one daughter (Ellie).

Administration



Ross McCulloh, Assistant A.D., Head Athletic Trainer

Ross McCulloh was named Assistant Athletic Director - Head Athletic Trainer at the University of Central Oklahoma in July 2021, taking over the program he previously worked for as a student.

A 2010 graduate of UCO's Graduate Athletic Training Program, McCulloh returned to UCO from Langston, where he has spent the previous 10 years. There he oversaw the sports medicine and athletic training program that handled seven programs.

McCulloh is a native of Ardmore, Oklahoma and graduated with his bachelor's degree in Health and Exercise Science from Oklahoma before completing his Master of Science in Athletic Training at UCO.

He is a currently member of the National Athletic Trainer's Association and is an Oklahoma Licensed Trainer.

McCulloh is married (Ashley) and has two daughters (Kyla and Adalynn).



Samm Chavez, Assistant A.D., Academics & Student Support Services

Samm Chavez was promoted to Assistant Athletic Director for Academics and Student Support in July of 2022 after spending the previous three years as manager of financial aid for the department.

Chavez supports student-athletes in their academic journey to graduation by connecting services and supports like the BELL (Broncho Education Learning Lab), Academic Advisement, Career Development, CCWB (Center for Counseling and Well Being) and more, so students can be best equipped to see success in the classroom.

She also monitors grades throughout the semester, works with the BELL to plan for learning facilitators (tutors) to be present in the Sports Performance Center's Mike Ciskowski Academic Center for student athletes, along with planning and delivering outreach to students. Chavez assists in coordinating the annual Academic Awards Banquet, and advises first-year freshman student-athletes to support students in discovering a major and classes that help them begin their college career focused and driven in the classroom.

Chavez works with the athletic department in the creation and execution of a cohesive and comprehensive student athlete development program that aligns with the department's vision and mission.

Chavez is active in service both at UCO and off campus. She is involved in the Faculty/Staff mentor for Hispanic Success Initiative (2018-Present), Latino Faculty & Staff Association (2018-Present), Treasurer for Latino Faculty & Staff Association (2022 – Present), Leadership UCO (2021-2022), and Latino Leadership OKC (Feb 2022 – Present).

Chavez received her Bachelor of Science in Education – Special Education Mild/Moderate Disabilities from UCO in 2013 and her Master of Education – Adult & Higher Education, Student Personnel from UCO in 2019.

She is a native of Mustang, Oklahoma and graduated from Mustang High School in 2007.



Hannah Parker, Athletics Administrator & Ticket Operations

Hannah Parker joined the University of Central Oklahoma athletic department in August 2021 and will serve as a general administrator. Parker's position is part of an NCAA internship grant.

Parker comes to Central Oklahoma from York College (Neb.) where she previously worked as an assistant sports information director and gameday events coordinator. She graduated from York with both her bachelor's and master's degrees. Parker earned her Bachelor of Business Administration in Sport Management while also earning a minor in accounting. She also holds a Master of Arts in Organizational and Global Leadership.

Parker attended Rocky Mountain High School in Cowley, Wyoming and is from Deaver, Wyoming.



Coaches



Head Coach Adam Dorrel

Adam Dorrel was named the 14th head football coach at the University of Central Oklahoma on Dec. 5, 2021.

A native of Maryville, Missouri who played and coach at Northwest Missouri State, Dorrel came to Central after spending the last five years at Abilene Christian.

Dorrel played football at Northwest Missouri in the mid 1990s and became a graduate assistant coach there in 1999, when the team won its second national championship. After a few seasons working as an offensive line coach and offensive coordinator at other schools, Dorrel returned to Maryville to do the same for the Bearcats.

From 2004-2010, Northwest went to five consecutive national title games and won the third championship for the school in 2009.

Then he became head coach at his alma mater and the success ballooned higher.

Dorrel led Northwest to a 76-8 record from 2011-16 as the head coach, winning three more national titles for his school in 2013, 2015, and 2016. Each of those years he led the team to a 15-0 record and was named National Coach of the Year. He was 56-5 in the MIAA in his six seasons as head



coach at Northwest, and 19-3 in the playoffs.

Dorrel then went to Abilene Christian to help the school as it transitioned into Division I. He went 19-32 there, leading ACU to its first winning season since making the move to DI in 2018. He

coached over a dozen All-Conference selections in five seasons in Texas.

Dorrel inherits a Central program with 644 all-time wins, the fourth-most in Division II history. The Bronchos are coming off a 4-7 season in 2021.

The Dorrel File

Born: Dec. 2, 1974

High School Education: Maryville (Mo.) High School, 1993

College Education: Northwest Missouri State, Bachelor of Science in Physical Education, 1998; Master of Science in Health & Physical Education, 2000

Marital Status: Married (Erin)

Children: Allie & Sam

Playing Experience

Northwest Missouri State, 1994-97

Coaching Experience

2022: Central Oklahoma, head coach.

2017-21: Abilene Christian, head coach

2011-16: Northwest Missouri State, head coach

2007-10: Northwest Missouri State, assistant coach, OC/OL

2004-10: Northwest Missouri State, assistant coach, OL

2001-03: William Jewell, assistant coach, OC/OL

2000: Dakota State, assistant coach, OC/OL

As a Head Coach

Season	W-L	Pct.	Conf. (Finish)	Postseason
2011	11-3	.786	7-2 (2nd)	NCAA Playoffs 3rd Rd.
2012	10-3	.769	8-2 (3rd)	NCAA Playoffs 2nd Rd.
2013	15-0	1.000	10-0 (1st)	National Champions
2014	10-2	.833	10-1 (2nd)	NCAA Playoffs 1st Rd.
2015	15-0	1.000	11-0 (1st)	National Champions
2016	15-0	1.000	11-0 (1st)	National Champions
2017	2-9	.182	2-7	
2018	6-5	.545	5-4	
2019	5-7	.417	4-5	
2020	1-5	.167	0-0	
2021	5-6	.455	2-2	
Totals	95-40	.703		

(2011-16 at Northwest Missouri; 2017-21 at Abilene Christian)

Highlights

- Led alma mater Northwest Missouri to three NCAA Division II National Championships, each coming in the form of a perfect 15-0 season (2013, 2015, 2016).
- Named MIAA, AFCA Regional, and AFCA National Coach of the Year (2013, 2015, and 2016).
- Posted a 76-8 overall record at Northwest, a .905 winning percentage.
- Went 57-4 (.919) in MIAA play while head coach at NWMSU.
- As an assistant coach, helped team to five consecutive NCAA Division II national championship appearances.
- Won 2009 national title while an assistant coach.

Notables

First win: Sept. 1, 2011 at Truman, 65-3

25th win: Sept. 28, 2013 vs. Nebraska Kearney, 53-7

50th win: Sept. 26, 2015 vs. Central Oklahoma, 23-16

75th win: Dec. 10, 2016 vs. Ferris State, 35-20

Home record: 54-13

Away record: 37-25

Neutral record: 4-2

MIAA record: 57-5

Postseason record: 15-3

vs. Ranked Opponents: 27-7

Dorrel vs.

Opponent	W-L	Pct.
Angelo State	1-1	.500
Arizona Christian	1-0	1.000
Army	0-1	.000
Baylor	0-1	.000
Central Arkansas.....	0-4	.000
Central Oklahoma.....	5-0	1.000
Central Missouri	5-1	.833
Colorado State.....	0-1	.000
East Central	1-0	1.000
Eastern Kentucky.....	0-1	.000
Eastern New Mexico.....	1-0	1.000
Emporia State	9-0	1.000
Ferris State	1-0	1.000
Fort Hays State	5-0	1.000
Grand Valley State	1-0	1.000
Harding.....	2-0	1.000
Houston Baptist.....	3-0	1.000
Humboldt State	1-0	1.000
Incarnate Word.....	1-2	.333
Jacksonville State.....	0-1	.000
Lamar.....	2-1	.667
Lenoir-Rhyne	1-0	1.000
Lincoln.....	1-0	1.000
Lindenwood.....	3-0	1.000
Louisiana College.....	1-0	1.000
Nebraska-Kearney	4-0	1.000
New Mexico.....	0-1	.000
North Alabama	1-0	1.000
Northeastern State	6-0	1.000
McNeese	1-2	.333
Mercer.....	1-0	1.000
Midwestern State	1-0	1.000
Minnesota Duluth	1-1	.500
Minnesota State	0-1	.000
Mississippi State.....	0-1	.000
Missouri Southern	6-0	1.000
Missouri Western	5-2	.714
Nicholls.....	1-1	.500
North Texas.....	0-1	.000
Northwestern State (La.)	1-1	.500
Pittsburg State.....	4-3	.571
Saginaw Valley.....	1-0	1.000
Sam Houston	1-3	.250
Shepherd	1-0	1.000
Sioux Falls.....	1-0	1.000
Southeastern Louisiana	1-2	.333
Southern Methodist	0-1	.000
St. Cloud State	1-0	1.000
Stephen F. Austin.....	1-4	.200
Tarleton State	1-0	1.000
Texas El-Paso.....	0-1	.000
Texas Permian Basin	1-0	1.000
Truman	1-0	1.000
Virginia	0-1	.000
Washburn.....	6-0	1.000
West Georgia.....	1-0	1.000
Totals	95-40	.703

Bold – 2022 Opponent

Assistant Coaches



Brandon Lechtenberg, Defensive Coordinator, Linebackers

Brandon Lechtenberg joined the University of Central Oklahoma football coaching staff in 2022 and will coach the linebacker position group in his first season in addition to serving as defensive coordinator for the Bronchos.

Lechtenberg came to UCO from Incarnate Word (Texas) where he served as an assistant coach working with the same position group. He also assisted with special teams there.

Lechtenberg, who is from Butte, Neb., has made stops at UT-Martin, Millsaps College, and TCU. He earned his bachelor's degree from Nebraska and his master's from TCU.

Lechtenberg is married (Dee Anna) and has three children (Irene, Jayne, Harris). His brother (Adam) also joined the UCO staff in 2022 and coaches the quarterbacks.



Rashad Sanders, Defensive Line

In his third year at the University of Central Oklahoma is Rashad Sanders, who coaches the defensive line for the Bronchos.

Sanders came to UCO in the spring of 2020 but the Bronchos did not have an opportunity to compete that fall due to the pandemic.

He led the team back onto the field in 2021 and was key in Central's defensive front. Two players (Michael Slater and Noah West) earned All-MIAA honors with Slater also earning All-Region honors. Central Oklahoma totaled 76 tackles behind the line of scrimmage in 2021 including 18 quarterback sacks. Sanders helped Slater to 18.5 tackles for a loss, among the best in the country.

Sanders came to Central after spending the 2019 season at Texas A&M University-Kingsville. Before that Sanders had a stint as the defensive line coach at Lubbock Estacado High School in Lubbock, Texas where he was also the head boy's wrestling coach. He spent the two years prior to that as the defensive line coach for Elgin High School in Elgin, Texas.

Sanders' collegiate experience includes four years assisting with the West Texas A&M football program, most recently as the inside linebackers coach for the 2015 campaign. Prior to that, he was the outside linebackers coach for the 2013 and 2014 seasons after spending the 2012 year as the defensive line coach, and started his coaching career as the graduate assistant strength and conditioning coach for the spring of 2012.

A native of Flower Mound, Texas, Sanders played collegiately for West Texas where he was an All-Lone Star Conference honorable mention selection following the 2010 season. He went on to coach 10 All-LSC selections for WTAMU & three All-LSC selections for TAMUK, including Ethan Westbrook, a 2013 First Team All-American, Patric Youngman, the 2013 LSC Freshman of the Year, and Carter James, the 2014 LSC Freshman of the Year.



Adam McGuire, Defensive Backs

Joining Central Oklahoma in 2022 is assistant football coach Adam McGuire, who will serve as defensive backs coach. He will also be the program's academic liaison.

McGuire spent the last two seasons at Texas Christian in Fort Worth, Texas, serving in an off-the-field role on defense. He was a graduate assistant for the 2020 season before being promoted to defensive analyst in 2021. McGuire played a big role in TCU's recruiting efforts, while also assisting in a secondary that saw four defensive backs sign to NFL rosters.

Prior to TCU, McGuire spent three seasons at Trinity University in San Antonio, Texas. There he led the Tiger secondary, as well as assist with all special teams duties. The Tigers saw a tremendous growth in production in the time that McGuire was there, and won

their first conference championship in his final season with the program since rejoining the SAA.

McGuire, who is a native of Baytown, Texas in southeast Houston, got his masters in Liberal Arts at TCU, and a bachelor of arts at Texas Lutheran University.

Assistant Coaches



Adam Lechtenberg, co-Offensive Coordinator, Quarterbacks

Adam Lechtenberg joined the University of Central Oklahoma football coaching staff in 2022 and will coach the quarterback position in his first season, in addition to handling co-offensive coordinator responsibilities.

Lechtenberg comes to Central Oklahoma from Virginia Tech, where he spent the past five seasons as an assistant. Lechtenberg coached running backs at VT in addition to handling several responsibilities in the football office including player development, scholarship allocations and the walk-on program.

Lechtenberg worked for one season at UT-Martin in 2016 following a four-year stretch at Memphis from 2012-15. He has also coached at Central Connecticut State, Texas Christian and Wayne State in Nebraska.

A native of Butte, Nebraska, Lechtenberg graduated from Nebraska in 2002. His brother (Brandon) also joined the UCO staff in 2022 and coaches the linebackers.



James Curlee, co-Offensive Coordinator, Wide Receivers

James Curlee arrived at Central Oklahoma in December 2021 and will coach wide receivers and special teams in his first season, in addition to handling co-offensive coordinator responsibilities.

Curlee came to Central from Abilene Christian, where he coached from 2017-21. Prior to that he was at Hastings College, where he coached for one year following his four-year playing career.

Curlee, who is from Round Rock, Texas, played four years at Hastings and was a three-time All-Conference selection and two-year team captain. He finished his playing career second in all-time receptions (111) and fourth in all-time receiving yards (1,700).

Curlee is married (Nicole).



Dimitri Donald, Recruiting Coordinator, Tight ends

Dimitri Donald joined the Central Oklahoma football coaching staff in December 2021 and will coach the tight end position group in his first season, in addition to serving as the recruiting coordinator for the Bronchos.

Donald came to UCO from Abilene Christian, where he spent one season as an assistant coach. He also worked with the tight end group there. Donald previously coached at Georgia Southern (2018-21) and Harding (2017-18).

Donald played college football at West Texas A&M from 2011-15. He was named team captain in 2014 and 2015 and he was part of the team that won the 2012 Lone Star Conference title and went to the NCAA Division II national semifinals.

A native of League City, Texas, Donald received his bachelor's degree in accounting from West Texas and received his master's degree in business administration from Harding.

Graduate Assistant Coaches



Logan Twehous

Logan Twehous joined the Central Oklahoma program as a graduate assistant coach in January of 2022 and will be assisting with the offensive line this Fall.

Originally from Columbia, Mo., Twehous attended Rock Bridge High School and graduated in 2015. He attended Washburn and played football and baseball for the Ichabods before transferring to Central Missouri, where he finished his football career in 2021.

Twehous earned All-MIAA honors in 2021 and led the MIAA in passing touchdowns and total offense per game.

He earned his bachelors in Sport Management and is one class away from finishing his masters in Sport Management. Twehous also has a minor in business administration.

Logan is married (Makayla).



Jesse Harwell

Jesse Harwell joined the Central Oklahoma football program in January 2022 and will assist on the defensive side of the ball this Fall.

Originally from Hawkins, Texas, Harwell came to UCO after spending last season with the Henderson State program in Arkansas.

He got into coaching after a four-year playing career at Southeastern Oklahoma State, where he played middle linebacker.

Harwell earned his Bachelors degree in Health and Human Performance from Southeastern in 2020 and is pursuing his masters at Central.



James Gilbert

James Gilbert joined the Central Oklahoma football staff as a graduate assistant coach in Spring 2022 and will help with running backs this Fall.

Gilbert, originally from Indianapolis, played three seasons at Ball State before transferring to Kansas State to finish his career. He earned First Team All-MAC honors after his sophomore season at BSU and earned All-Big 12 Honorable Mention honors following his senior season at KSU.

Gilbert signed as an undrafted free agent with the Los Angeles Rams after the 2020 NFL Draft and participated in team camp that Summer.

He earned his bachelor's degree from Ball State in 2018.



The Squad

Season Outlook

Central Oklahoma football in 2022 has a common theme: New. There's a new head football coach, Chad Richison. Stadium has been expanded and includes new features and new amenities. There's a new turf playing surface. The team has purchased new home white uniforms. New keeps coming up when talking football. But, the Bronchos are eager to return to their old ways of hard-nosed, tough and physical football, and, the old winning tradition that put Central Oklahoma among the most historically successful programs in the country.

UCO hired Adam Dorrel in December to be its head football coach and the former MIAA student-athlete, assistant coach, and head coach, brings one of the more impressive resumes to Central.

Dorrel played at Northwest Missouri before getting into coaching. As an assistant there, he helped guide the team to five consecutive national championship appearances - winning the school's third national title in 2009. He then took over as head coach in 2011 and proceeded to leave a legacy. Dorrel led Northwest to three 15-0 national championship seasons in 2013, 2015 and 2016. He left his hometown of Maryville after the latter and following a five-year stint at Abilene Christian, he comes to UCO.

Central Oklahoma is looking to return to its winning ways after a couple of losing seasons that sandwiched the canceled 2020 campaign.

UCO returns 56 players from last year's roster - 35 of which played in a game. The Bronchos have returning starters on both sides of the ball and Dorrel is looking forward to getting started.

"When we got here we were surprised at how much talent this team had," Dorrel said. "When you take over a team that had a losing season, it wouldn't be surprising to find a team that lacked in some places. This roster is full of talent.

"The team has done a great job of embracing us as a new staff and they are all working really hard to learn and get better. We're pretty excited about this Fall."

Here is a position-by-position look at the 2022 Central Oklahoma football team:

QUARTERBACKS

Stephon Brown returns under center for the Bronchos in 2022 after a high-performance debut last year. While Brown only started four games, he played in 9 of 11 contest and was a dual threat QB that put the MIAA on notice. Brown scored 11 rushing touchdowns, third most in the league, and threw for more than 500 yards. **J.D. Geneva** spent the canceled 2020 season in the QB room and sat out last season in a traditional redshirt. **Caleb Allen** arrived last year and also sat out a redshirt season. Both Geneva and Allen are competing for time with Brown and all three have capabilities to fit Dorrel's offense.

RUNNING BACKS

Payton Scott returns for his junior season, which includes a traditional redshirt and the canceled season. Now the fifth-year junior is ready to continue working his way into more reps. He started 10 games for the Bronchos last season, appearing in all 11 contests. He totaled 344 yards and three touchdowns. **Jayce Gardner** is also back for a sophomore season. He led the team with 107 carries a year ago, totaling 549 yards and six touchdowns. **Jaylan Cottrell** has converted from wide receiver in Dorrel's new look offense and was favored during Spring ball. He'll be among a handful



of newcomers competing for snaps. Several new faces will work for snaps in the backfield. Jaxon Clemens got on the field in 2021 with the special teams unit and continues to work his way toward more snaps this Fall. Josh Kaste, Antonio Smith Jr., Andrew Carney and Nate Jones will all contend for time as well.

WIDE RECEIVERS

Johnny Bizzell IV, a sixth-year senior, heads up the wide receiver corps for the Bronchos. One of two six-year guys on the roster, Bizzell is a leader on the field and in the locker room. He's aiming to have a big season after three on-field years that have produced 23 receptions for 297 yards. **Diego Richards** is also a returner with experience in this group. The fifth-year junior has 11 receptions for 187 yards and a touchdown in two on-field seasons. **Jai'Vion Dangerfield** is a redshirt freshman looking to find a snaps on the field. He, along with **Terrill Davis**, **Payton Lusk**, and **Adrian Wilson** are all options that can make this a deep position for the Bronchos. Newcomer **Madison Ridgeway** is a junior college transfer that figures to be in contention for a starting job and could wind up with All-MIAA honors come November. He and **Jacob Delso** will both look to make an immediate impact in the Broncho passing game.

TIGHT ENDS

Daunte McGee has played in more games at UCO than any other player on the roster with the sixth-year senior appearing in each and every one of Central's 34 games since 2018. McGee has caught 47 passes for 457 yards and two touchdowns in his career. He earned Third Team All-MIAA honors in 2019 and 2021 and will contend for more this Fall. He'll also be asked to lead a young position group for the Bronchos. **Dominique Dunn** is the only other one of five tight ends that was here a year ago and he sat out a redshirt season. Dunn will be looked at for snaps this Fall. **Devon Bailey** transferred to UCO from Eastern New Mexico and will contend for snaps too. **Oscar Hammond** and **Tyler McCarthy** are two true freshmen that have good size and will be part of the picture before too long.

Season Outlook



OFFENSIVE LINE

Central Oklahoma's offensive line is one of the more experienced groups on the team. The Bronchos return **Layne Grantham**, a junior that started in all 11 games a year ago. He's the elder statesman of the front line, having also played in eight games as a freshman in 2019. Grantham leads the group and will do so again this Fall. **Noah Dobson** started in five games at left tackle and **Hector Becerra** (four) and **Cooper McCoy** (three) also have starting experience. Dobson showed strong signs playing as a freshman at such an important position and will look to continue growing in that role. Dorrel, who will coach the O-Line, also is looking at some guys that have been around the program but have yet to play. **Robert Givens** and **Montriel Lee** worked into key roles during the Spring. **Lyndon Evans** and **Mac Garner** did too. **Jordan Overson** and **Andrew Spellman** are also both working to find snaps. Dorrel says depth will be utilized at the offensive line position and some newcomers will compete for opportunities as well.

DEFENSIVE LINE

Central Oklahoma's deepest position, and maybe the most talented, is the defensive line. The Bronchos return more players here than anywhere else and those returners are impact players. **Michael Slater** leads the pack. He earned First Team All-MIAA honors last season in his first season with the Bronchos. He also earned Second Team All-Region honors following a season he led the MIAA in tackles for a loss. Slater is a difference maker and will be a force again this Fall. Opposite him is **Robert Fuentes**, another returning defensive end that punishes quarterbacks in the pass rush and can find and chase down any ball carrier. **Zane Adams**, **Mike Pope**, **Hunter Largent**, **Jordan Levu** and **Vakameilalo Tuifua** all return as well and all will be regular contributors for the Bronchos this Fall. There are also newcomers, specifically **Julius Coates**, who previously played in the SEC, that are likely to cause disruptions up front for UCO this season. Central Oklahoma also has some youngsters that sat out last season as redshirts

that are looking to contribute up front. **Kaleb Biglow**, **Montrell Cozart**, and **Robert Givens** have all seen what is expected and the trio is ready to get in the mix.

LINEBACKERS

UCO's linebacker group has some returners that are leading the way and are leading a lot of newcomers as the position aims to get into form ahead of the new season. **Jason Harris** and **Marlo Hughes** are both back for 2022 and both have starting experience at linebacker. While both have missed time due to injury, they are expected to contribute more this season. Another returner that will be looked at as a newcomer is All-MIAA defensive end **Noah West** moving to linebacker. West will be vital in a new role that has some versatility to it. **Connor Johnson** and **Jaden Mullin** are also looking to contribute this Fall. Johnson transferred to Central Oklahoma and sat out last season. He's a physical defender that knows where to be at all times. Mullin sat out his freshman season and is aimed now to find time on the field. There are five other newcomers, two transfers and three freshmen, that are looking to find a role at UCO. **Blake Barron** and **Zhyon Bell** have transferred to Central from the junior college ranks and are ready to make an impact. **Joey Havir**, **Chase Faber**, and **Jack Puckett** are three freshmen that will have an opportunity sooner rather than later to get on the field.

DEFENSIVE BACKS

Dylan Buchheit gives Central Oklahoma a returning All-MIAA selection at each of the three defensive position groups, joining Slater and West in front of him. The junior safety led the Bronchos in tackles last season and was all over the field all season long. He can come up and make a play on the ball or defend a receiver in the pass game, and he's one of the best in the league at doing both. Buchheit will be called upon again this season to do more of the same. **Johnathan Mosley** joined Buchheit at safety last season and played a lot of minutes for a redshirt freshman. Central Oklahoma also utilized freshmen **Rae'Quan Wicks** and **Kobey Stephens**. Wicks made two interceptions, second on the team to Buchheit's three picks. And Stephens led the team with seven passes broke up. He started all season at corner. **Tre'Vaughn Craig** also returns for the Bronchos after playing a lot of time at the fifth DB position, which Central Oklahoma will show a lot of against this Fall. A few returners ready to get on the field include **Kyshon Murray**, **Tavious McDonald** and **Marc Gouldsby**. Senior transfer **Vaughn Deary** is also looking to make an impact on the backend of the UCO defense this season.

SPECIALISTS

UCO has three kickers/punters returning for 2022 and each looks to have a role on the field. **Nicky Quevedo** handled kickoff duties in a backup role last season. He'll step into a main role this season. He also kicked one field goal and hit all seven of his PAT attempts. Quevedo will push for the spot at any of the specialist positions of kickoffs, field goals, and PATs. **Bo Phelps** didn't play in Week 1 during his true freshman season but he took over the punting job in Week 2 and never relinquished it. While his average didn't lead the league, he is expecting to make big strides in Year 2. **Francisco Moreno** is the third returner and he can do any combination of field goals, kickoffs and punts. He punted in Week 1 last season but didn't see the field again. A talented leg, he'll compete for time again this Fall.

2022 UCO Football Roster

No.	Name	Pos.	Ht.	Wt.	Class	Hometown	High School
	Zane Adams	DL	6-2	275	So.	Haskell, Okla.	Haskell
	Caleb Allen	QB	6-4	190	R-Fr.	Stillwater, Okla.	Stillwater
	Jalen Atkins	DL	6-4	260	Fr.	Checotah, Okla.	Checotah
	Devon Bailey	TE	6-5	205	So.	Melrose, NM	Melrose
	Blake Barron	LB	6-0	225	R-Sr.	Rockwall, TX.	Rockwall
	Hector Becerra	OL	6-2	305	So.	Lawton, Okla.	Lawton
	Zhyon Bell	LB	6-1	225	Jr.	Porter, TX.	Porter
	Makhaii Belt	DB	6-0	165	Fr.	Tulsa, Okla.	Union
	Kaleb Biglow	DL	6-2	265	R-Fr.	Muskogee, Okla.	Muskogee
	Camden Billy	OL	6-3	290	Fr.	Thomas, Okla.	Thomas
	Johnny Bizzell IV	WR	6-0	185	Sr.	Midwest City, Okla.	Carl Albert
	Stephon Brown	QB	6-5	220	Sr.	Kernersville, N.C.	Glenn
	Dylan Buchheit	DB	6-1	190	Jr.	Moore, Okla.	Moore
	Andrew Carney	RB	6-0	215	Fr.	Collinsville, Okla.	Collinsville
	Brennon Carter	OL	6-5	275	Fr.	Tecumseh, Okla.	Tecumseh
	Marcus Clark	DB	6-2	165	Fr.	Haskell, Okla.	Haskell
	Deshawn Clark	DB	6-2	170	Fr.	Haskell, Okla.	Haskell
	Jaxon Clemons	RB	5-10	175	So.	Ardmore, Okla.	Plainview
	Julius Coates	DL	6-6	290	R-Sr.	Rockford, Ill.	Guilford
	Jaylen Cottrell	RB	6-2	175	R-Fr.	Lexington, Okla.	Lexington
	Tyler Cowan	ATH	5-7	165	Fr.	Tulsa, Okla.	Tulsa Union
	Montrell Cozart	DL	6-0	275	R-Fr.	Tulsa, Okla.	Bishop Kelley
	Tre'Vaughn Craig	DB	5-11	190	Jr.	Milwaukee, Wisc.	Greenfield
	Kellen Culberson	OL	6-1	290	R-Fr.	Lake Dallas	Lake Dallas
	Jai'Vion Dangerfield	WR	5-8	150	So.	Duncan, Okla.	Duncan
	Terrill Davis	WR	6-0	180	R-Fr.	Choctaw, Okla.	Choctaw
	Emmonte Davis	DB	6-1	180	R-So.	Anna, TX,	Anna
	Vaughn Deary	DB	5-11	180	Sr.	Flower Mound, TX	Flower Mound
	Jacob Delso	WR	6-0	185	R-Fr.	Okmulgee, Okla	Checota
	Noah Dobson	OL	6-3	340	So.	Midwest City, Okla.	Carl Albert
	Dominique Dunn	HB	6-3	210	R-Fr.	Mustang, Okla.	Mustang
	Lyndon Evans	OL	6-3	285	R-Fr.	Newcastle, Okla.	Newcastle
	Chase Faber	LB	6-2	220	Fr.	McAlester, Okla.	McAlester
	Robert Fuentes	DL	6-4	240	Sr.	San Antonio, Texas	Southwest
	Jayce Gardner	RB	5-11	215	So.	Moore, Okla.	Moore High
	Mac Garner	OL	6-4	315	R-Fr.	Moore, Okla.	Southmoore
	J.D. Geneva	QB	6-3	190	R-Fr.	Tulsa, Okla.	Tulsa Union
	Mason Givens	DL	6-2	305	R-Fr.	Tulsa, Okla.	Tulsa Union
	Robert Givens	OL	6-3	290	R-Fr.	Anadarko, Okla.	Anadarko
	Marc Gouldsby	DB	6-0	160	R-Fr.	Tulsa, Okla.	Holland Hall
	Layne Grantham	OL	6-2	300	Jr.	Moore, Okla.	Westmoore
	Gabe Grazier	OL	6-3	285	Fr.	Oologah, Okla.	Oologah
	Aaron Hamilton	DB	6-0	185	Fr.	Wewoka, Okla.	Wewoka
	Oscar Hammond	TE	6-4	210	Fr.	Collinsville, Okla.	Collinsville
	Ben Harman	WR	5-10	160	Fr.	Cashion, Okla.	Cashion
	Jason Harris	LB	6-0	220	Jr.	Tulsa, Okla.	Booker T. Washington
	Joey Havir	LB	6-4	200	Fr.	Jenks, Okla.	Jenks
	Chris Herbin	LB	6-4	230	Jr.	Greensboro, N.C.	North Guilford
	Marlo Hughes Jr.	LB	6-0	195	Jr.	Enid, Okla.	Enid
	Payton Hunt	WR	5-9	165	So.	Lawton, Okla.	Lawton High
	Dalton Hurd	ATH	6-0	180	Fr.	Pawhuska, Okla.	Pawhuska
	Rayshawn Jeffery	OL	6-2	270	Fr.	Oklahoma City, Okla.	Douglas
	Connor Johnson	LB	6-3	210	So.	Tulsa, Okla.	Lincoln Christian
	Jacobi Johnson	LB	6-3	225	R-Fr.	Oklahoma City, Okla.	Midwest City

(Numbers issued during Fall camp)

2022 UCO Football Roster

No.	Name	Pos.	Ht.	Wt.	Class	Hometown	High School
	Nate Jones	RB	5-11	180	Fr.	Clinton, Okla.	Clinton
	Nick Jones	WR	5-10	175	Fr.	Tulsa, Okla.	Holland Hall
	Josh Kaste	RB	5-9	195	R-Fr.	Bixby, Okla.	Lincoln Christian
	Nasir Kemper	RB	6-0	190	R-Fr.	Lawton, Okla.	Lawton MacArthur
	Easton Kirk	WR	6-1	180	So.	Pawhuska, Okla.	Pawhuska
	Cooper Kyler	K	5'11	170	Fr.	Pawhuska, Okla.	Pawhuska
	Cooper Lancaster	WR	5-8	160	R-Fr.	Tulsa, Okla.	Lincoln Christian
	Hunter Largent	DL	6-2	345	So.	Noble, Okla.	Noble
	Montriel Lee	OL	6-2	300	R-Fr.	Del City, Okla.	Del City
	Jordan Levu	DL	6-4	285	Sr.	Patterson, Calif.	Patterson
	Jalik Lewis	DB	6-0	170	Fr.	Denison, Texas	Denison
	Grant Lohr	DB	6-0	185	R-Fr.	Tulsa, Okla.	Jenks
	Payton Lusk	WR	6-3	185	So.	Muskogee, Okla.	Owasso
	Tylor McCarthey	TE	6-7	230	Fr.	Tuttle, Okla.	Tuttle
	Cooper McCoy	OL	6-4	310	So.	Durant, Okla.	Durant
	Tavius McDonald	DB	5-10	160	So.	Sulphur, Okla.	Sulphur
	Daunte McGee	HB	6-5	270	Sr.	Yukon, Okla.	Yukon
	Mason Mitchell	OL	6-4	270	Fr.	Palestine, Texas	Palestine
	Francisco Moreno	P	6-1	185	Sr.	Guadalupe, Mexico	Preparatoria No. 7
	Johnathan Mosley	DB	6-1	200	So.	Spencer, Okla.	Carl Albert
	Jaden Mullin	LB	6-0	220	So.	Oklahoma City, Okla.	Millwood
	Kyshon Murray Jr.	DB	5-9	155	So.	Del City, Okla.	Del City
	Jordan Overson	OL	6-5	265	R-Fr.	Tulsa, Okla.	Lincoln Christian
	Joe Overstreet	WR	6-1	175	Fr.	Hominy, Okla.	Hominy
	Walker Peck	OL	6-2	320	Fr.	Norman, Okla.	Norman North
	Darrian Perry	LS	6-2	200	Fr.	Broken Arrow, Okla.	Broken Arrow
	Bo Phelps	P	6-0	165	So.	Piedmont, Okla.	Piedmont
	Michael Pope Jr.	DL	6-1	255	Jr.	Del City, Okla.	Del City
	Jack Puckett	LB	6-1	215	Fr.	Bixby, Okla.	Bixby
	Nicky Quevedo	K	6-4	210	So.	Azle, Texas	Azle
	Evan Raines	DL	6-3	260	R-Fr.	Verdigris, Okla.	Verdigris
	Jamori Ray	DB	6-0	185	Fr.	Tulsa, Okla.	Tulsa Union
	Jalen Reed	WR	6-3	175	Fr.	Ardmore, Okla.	Ardmore
	Bryce Reid	LB	6-1	210	Jr.	Wetumka, Okla.	Wetumka
	Diego Richards	WR	5-8	160	Jr.	Oklahoma City, Okla.	Carl Albert
	Madison Ridgeway	WR	6-3	210	R-So.	Arlington, TX.	Juan Seguin
	Payton Scott	RB	5-5	175	Jr.	Sand Springs, Okla.	Sand Springs
	Michael Slater	DL	6-2	290	Sr.	St. Louis, Mo.	Parkway Central
	Antonio Smith Jr.	RB	5-11	180	Fr.	Tulsa, Okla.	Union
	Andrew Spellman	OL	6-3	250	R-Fr.	Moore, Okla.	Mount St. Mary's
	Kobey Stephens	DB	6-0	175	So.	Wewoka, Okla.	Wewoka
	Zacary Stilwell	DL	6-3	220	Fr.	Yukon, Okla.	Yukon
	Peyton Thompson	QB	6-1	200	So.	Tulsa, Okla.	Tulsa Union
	Reece Trammell	OL	6-4	295	Fr.	Mustang, Okla.	Mustang
	Vakameilalo Tuifua	DL	6-3	310	So.	Poteau, Okla.	Poteau
	David Vargas	K/P	6-0	200	R-So	Guthrie, Okla.	Guthrie
	Noah West	DL	6-3	245	So.	Bixby, Okla.	Bixby
	Rae'Quan Wicks	DB	6-0	170	So.	Moore, Okla.	Southmoore
	Cooper Wilcox	QB	6-0	195	Fr.	Greenbriar, Ark.	Greenbriar
	Bryceton Williams	WR	6-3	210	R-Fr.	Mangum, Okla.	Mangum
	Mike Williams	WR	5-11	180	Fr.	Lawton, Okla.	Lawton MacArthur
	Kevion Williams	WR	6-0	170	Fr.	Oklahoma City, Okla.	Westmoore
	Adrian Wilson	WR	5-10	183	Jr.	Tulsa, Okla.	Tulsa Union
	Gavin Wilson	OL	6-1	255	Fr.	Oklahoma City, Okla.	Heritage Hall

(Numbers issued during Fall camp)

Player Profiles: Seniors



Johnny Bizzell IV
WR
 Senior | Midwest City, Okla.

Year	Rec.	Yds.	Avg.	TD	Long
2018.....	8	128	16.0	0	37
2019.....	4	71	17.7	0	37
2021.....	11	98	8.9	0	15
Totals	23	297	12.9	0	37

Senior wide receiver with incredible talent when the ball is in his hands ... Entering sixth year at UCO and is aimed to wrap up his career with a big season ... Has a big frame for a receiver and doesn't drop passes in traffic ... Spent first season as a quarterback during redshirt season before moving to wide receiver before his second year and is now one of the elder statesmen at Central.

2021: Played in all 11 games during junior season and made 11 catches for 98 yards ... Also threw one pass, connecting on a 46-yard completion ... Had multiple catches in three games ... Had a season-high five receptions against Washburn and also had a season-high 47 yards in that game ... Was the team's primary punt returner on the season and totaled 17 punt returns for 110 total yards ... Had six returns for 57 yards with a long of 23 - all season highs - in a win against Northeastern State ... Helped lead Central to a seventh-consecutive President's Cup win over NSU ... Also had four kick returns for 44 yards, including one for 25 against Lincoln.

2020: Gained another year of experience through practice as Central did not compete due to the pandemic.

2019: Played in all 11 games as a sophomore and moved from reserve role to regular figure on the field ... Caught four passes for 71 yards (17.8 per catch) and had a long of 37 ... Also had one punt return for 27 yards.

2018: Excelled in a reserve role at wide receiver after moving from the quarterback position ... Played in 10 games and had eight catches for 128 yards ... Longest catch was 37 yards ... Also was 1-for-1 passing with a 58-yard deep ball that set up a score in UCO's insane comeback win in the Heart of Texas Bowl over Angelo State.

2017: Sat out redshirt season.

High School: Led Carl Albert to the Class 5A State Championship as a senior in 2016, won at UCO's Chad Richison Stadium ... Earned Offensive Player of the Year honors, as well as All-State ... Was 172-of-287 passing as a senior with 2,458 yards and 26 touchdowns ... Also ran the ball 166 times for 1,125 yards and 17 touchdowns.

Personal: Industrial Safety major ... Member of the National Honor Society and the 4.0 club at Carl Albert ... Lists the Pittsburgh Steelers as his favorite pro sports team ... Birthdate is Sept. 16, 1998.



Stephon Brown
QB
 Senior | Kernersville, N.C.

Year	Passing					Rushing				
	C-A-I	Pct.	Yds.	TD	Long	Att.	Yds.	TD	Avg.	Long
2021.....	58-101-3	57.4	538	1	38	94	386	11	4.1	45

Senior quarterback with loads of talent in the passing game and the run game ... Tall presence gives him an advantage seeing the field and knowing where his receivers are ... Can throw the ball in a tight spot and down the field ... Has as much ability when he pulls the ball in and takes off on the run ... Quick and elusive long runner ... Transferred to Central Oklahoma from Texas Christian ... Also played for Independence (Kan.) and Appalachian State.

2021: Played in 9 of 11 games in first season with the Bronchos ... Was a versatile threat in every outing ... Finished the season 58-for-101 passing with just three interceptions ... Totaled 538 yards and one touchdown ... Ran the ball 94 times for 386 yards and 11 touchdowns ... Season-high 45-yard rush scored

a touchdown in Week 1 ... Also had a 38-yard touchdown pass in Week 1 that stood as a season high ... Threw for 189 yards in Week 1 - also a season high - and 171 yards in Week 2 for his two 100-plus yard outings ... Ran for a season-high 126 yards in Week 1 ... Scored a rushing touchdown in 6 of 9 games ... Had three rushing TDs in a game twice and two in game once ... Helped Central beat Northeastern State in the President's Cup for a seventh consecutive season ... Finished third in the MIAA in rushing touchdowns in four less games than the two in front of him ... Was 23rd nationally in rushing TDs.

TCU: Did not appear in a game for the Big 12 school during 2020 season.

ICC: Threw for over 1,400 yards and 16 touchdowns and rushed for over 500 yards and seven more touchdowns in 10 games ... Helped Independence to 8-2 season in 2019.

ASU: Did not appear in a game during the 2018 season.

High School: Prep standout at Glenn High School in North Carolina ... Threw more than 100 touchdowns and amassed nearly 10,000 passing yards.

Personal: Birthdate is May 14, 2001.

Vaughn Deary
DB

Senior | Rockfort, Ill.

Senior defensive back looking to jump in and help the Bronchos this Fall ... Talented athlete that can help in more than one role in the secondary ... Knows how to track the ball and doesn't get lost in routes ... Transferred to UCO from Bucknell after a four-year career there.

BU: Played in 26 games, starting 15, in four-year run with Bucknell from 2018-21 ... Made 75 tackles ... Picked off three passes and returned his first career interception for a touchdown ... Had six pass breakups and also forced one fumble.

High School: Prep standout at Flower Mound High School ... Earned postseason honors ... Also played basketball and competed in track & field.

Personal: Birthdate is Dec. 8, 1998.



Robert Fuentes
DL

Senior | San Antonio, Texas

Year	Tackles	Solo	Ast.	TFL (Yds.)	Sacks	FF	FR	INT	BU
2021.....	24	12	12	5 (31)	4 (28)	0	0	0	1

Senior defensive end with power and explosiveness that brings a high energy on and off the field ... Dynamic pass rusher that helped Central thwart the run and stifle the passing attack ... Can set the edge against anyone and is an aggressive blitzer ... Was a key figure in his first year with the Bronchos and will continue to be a menace up front in 2022 ... Came to UCO from Snow College after starting his career at UT San Antonio.

2021: Played in 9 of 11 games as a junior for UCO ... Made 24 tackles, splitting an even 12 solo and 12 assisted ... Made five tackles behind the line of scrimmage, including four sacks ... Credited with four QB hurries and one pass broken up ... Made a season-high seven tackles at Pittsburg State in Week 9 ... Made a season-high two sacks - for a combined loss of 18 yards - in a win at Fort Hays State in Week 7.


JUCO: Played in seven games and made 22 tackles, including a team-high 5.5 sacks for Snow College in 2020.

UTSA: Played in eight games as a freshman and made waves on special teams coverage.

High School: Prep standout at Southwest High School in San Antonio ... Earned All-District honors both his junior and senior seasons.

Personal: Birthdate is Feb. 7, 1999.

Player Profiles: Seniors



Jordan Levu
DL
Senior | Patterson, Calif.

Year	Tackles	Solo	Ast.	TFL (Yds.)	Sacks	FF	FR	INT	BU
2021.....	4	3	1	0	0	0	0	0	0

Senior defensive lineman that helped the Broncos right away last Fall and is looking to make a bigger impact in 2022 ... Big and strong front man that will disrupt the run game and can rush the passer ... Commands attention on the front lines ... Is a disruptive defender.

2021: Played in seven games for the Broncos in his first season with the team ... Made four tackles ... Had one tackle in four separate games ... Three of four tackles were solo stops.

JUCO: Earned Defensive Player of the Year honors after 2019 season with Foothill College in California ... Had 47 tackles including 20 for a loss to go with 8.5 sacks.

High School: Prep standout at Patterson High School in California.

Personal: Occupational Safety major ... Birthdate is June 6, 1996.



Daunte McGee
TE
Senior | Yukon, Okla.

Year	Rec.	Yds.	Avg.	TD	Long
2018.....	7	108	15.4	1	29
2019.....	12	104	8.6	0	35
2021.....	28	245	8.7	1	38
Totals	47	457	9.7	2	38

Senior tight end is a sixth-year squad member, team captain and all-around leader that is ready to wrap up his UCO football career in style ... A two-time All-MIAA selection and is poised to make it three this Fall ... Has a huge frame that helps in the run game but is versatile and athletic enough to be a threat in the passing game ... Has played in all 34 the Broncos have played since his redshirt freshman season in 2018 ... Part of team that won two bowl games (2017 & 2018).

2021: Played in all 11 games for the Broncos as a junior ... Made 28 catches for 245 yards and one touchdown ... Caught a career-high five passes twice during the season ... Managed career-high 60 yards receiving against Nebraska Kearney in Week 10 ... His 38-yard reception at Pitt State in Week 9 is his career long ... Hauled in his lone touchdown (20 yards) in a big road win at Fort Hays State in Week 7 ... Helped Central Oklahoma beat Northeastern State for a seventh consecutive season to retain the President's Cup ... Earned All-MIAA honors for the second time in his career with a Third Team selection following the season.

2020: Gained a year of experience through practice as UCO did not compete during the pandemic.

2019: Played in all 11 games for the Broncos as a sophomore ... Caught 12 passes for 104 yards ... Season-long 35-yard catch in a win at Washburn in Week 8 ... Tied a previous career-high with three catches in a win over Missouri Southern in Week 9 ... Earned Third Team All-MIAA following second season on the field ... Has been part of a Broncho offense that has posted more than 30 points per game and more than 400 yards of offense per game over the past two seasons.

2018: Played in all 12 games for the Broncos as a redshirt freshman ... Caught seven passes for 108 yards and one touchdown ... Averaged 15.4 yards per catch ... Had a season-long of 29 yards in lone catch against Emporia State in Week 11 ... Had his best performance in young career in the Heart of Texas Bowl as he caught three passes for 42 yards, including a 5-yard touchdown haul that sparked a dramatic and historic comeback in UCO's 41-34 win over Angelo State ... Showed his abilities right away in earning valuable playing time as a youngster that helps in both the run game and the pass game.

2017: Sat out redshirt season.

High School: First Team All-Conference and First Team All-District selection at Yukon High School ... Also played basketball.

Personal: General Studies major ... Lists the Green Bay Packers as his favorite pro team ... Birthdate is Oct. 10, 1998.



Francisco Moreno
P
Senior | Guadalupe, Mexico

Season	Punts	Yds.	Avg.	Long	TB	Inside 20	50+	Blk.
2021.....	7	237	33.8	43	0	0	0	0

Senior punter that stepped in and helped out in his first season with the team and is now ready to showcase he can help more ... Big leg can pin the ball all over the field ... Has ability to put the ball high and deep.

2021: Punted seven times for 243 yards and all came in Central Oklahoma's Week 1 win against Missouri Western at Chad Richison Stadium ... Averaged 33.8 yards per punt with a long of 43 yards.

2020: Squad member gained a year of experience through practice when season was canceled.

NMMI: Averaged over 38 yards per punt as a freshman in 2019 ... Put 21 of 47 punts inside the 20-yard line.

High School: Prep standout in Mexico.

Personal: Marketing major focusing on professional selling ... Birthdate is June 6, 2000.



Michael Slater
DL
Senior | St. Louis, Mo.

Year	Tackles	Solo	Ast.	TFL (Yds.)	Sacks	FF	FR	INT	BU
2021.....	40	27	13	18.5 (63)	3.5 (26)	1	1	0	2

Senior defensive lineman and returning All-MIAA and All-Region selection looking to continue dominant trend set a year ... Is a powerful rusher that led the league in tackles for a loss in 2021 ... Can get to the ball carrier against any blocker ... Knows how to disrupt the run game and can pursue quarterbacks with tenacity ... Transferred to UCO from Iowa Central.

2021: Played in 10 of 11 games for the Broncos as a junior ... Named First Team All-MIAA and Second Team All-Region following the season ... Made 40 tackles ... Had 18.5 tackles for a loss, more than any other player in the MIAA ... Had 27 solo stops and 13 assisted tackles ... Credited with 3.5 sacks for a combined loss of 26 yards ... Also broke up two passes from the line ... Recovered one fumble on the season (Week 3 vs. Missouri Southern) ... Forced one fumble on the season (Week 9 at Pittsburg State).

2020: Gained a year of experience through practice while UCO did not compete during the pandemic.

JUCO: Racked up stats at Iowa Central from 2017-18 ... Had 53 tackles in 2018 including a monstrous 15.5 sacks ... Also had two fumbles forced and two fumbles recovered to go with two pick-six interceptions ... Had 32 tackles including 1.5 sacks in 2017.

IOWA: Spent two years at Iowa (2015-16) but did not play.

High School: Prep standout at Parkway Central in St. Louis ... Was dominant as a linebacker and running back ... Helped team to three state tournament appearances and one state championship in 2013.

Personal: General Studies major ... Birthdate is Dec. 27, 1996.

Player Profiles: Juniors

Blake Barron

LB

Junior | Rockport, Texas

Junior linebacker looking to help the Bronchos add depth to the position ... Has a good skillset of knowing where to be on the field and finding the ball ... Transferred to Central Oklahoma from Butler after starting his collegiate career at Oklahoma State.

JUCO: Made 45 tackles, including three sacks, for Butler during 2021 season.

OSU: Sat out redshirt season in 2018 and left the program after an injury in 2019.

High School: Prep standout at Rockwall High School in Texas ... Made more than 100 tackles as a senior and helped team to playoffs.

Personal: Dad and grandfather played college football ... Birthdate is Feb. 23, 2000.

Zhyon Bell

LB

Junior | Porter, Texas

Junior linebacker ready to find a role with the Bronchos and help out ... Strong defender with good tackling skills ... Smart player that knows where to be on assignment ... Transferred to Central Oklahoma from Kilgore College.

JUCO: Made 30 tackles during sophomore season and was an All-Region Academic selection.

High School: Prep standout at Porter High School ... Was a three-time All-District performer and an All-State selection in 2019 ... Made more than 120 tackles in each of his last two seasons.

Personal: Business major ... Names the Atlanta Falcons as his favorite pro team ... Enjoys video games ... Birthdate is May 14, 2002.



Dylan Buchheit

DB

Junior | Moore, Okla.

Year	Tackles	Solo	Ast.	TFL (Yds.)	Sacks	FF	FR	INT	BU
2019.....	23	21	2	0	0	0	0	1	0
2021.....	89	52	37	0	0	1	1	3	3
Totals	112	73	39	0	0	1	1	4	3

Junior defensive back that found his way to the field early on and showed positive signs as a youngster before cementing his position as a top back in the MIAA ... Solid in coverage and is a hard-hitting, forceful tackler that finds the ball and breaks to it ... Has played in 20 of 21 games in his young career and is looking to improve on already impressive numbers.

2021: Played in all 11 games as a sophomore ... Led the team with 89 tackles and ranked fourth in the MIAA among all defenders ... Made 52 solo stops and 37 assisted tackles ... Had 11 tackles and forced one fumble in a season-opening win against Missouri Western and was also named MIAA Defensive Player of the Week for his efforts ... Also recovered a fumble in Week 5 in a win over Lincoln ... Made three interceptions on the season, which ranked sixth in the MIAA ... Had one at Northwest Missouri and one at Central Missouri ... Also nabbed one and returned it for a touchdown at Northeastern State, helping the Bronchos retain the President's Cup for a seventh-straight season ... His 13 stops at Northwest were a career-high ... Made more than 10 tackles in five games ... Was named Second Team All-MIAA following the season.

2020: Gained a year of experience in practice while UCO did not compete during pandemic.

2019: Played in 10 of 11 games as a true freshman ... Made 23 tackles, with 21 of those solo stops ... Also had one interception in Week 11 at Emporia State.

High School: Prep standout at Moore High.

Personal: Kinesiology-Exercise Fitness Management major ... Birthdate is Aug. 10, 2000.

Julius Coates

DL

Junior | Rockfort, Ill.


Large defensive lineman ready to help Central Oklahoma on the front lines this Fall ... Was a force on the line at the junior college level before making an impact at SEC Arkansas ... Transferred to UCO during Spring semester.

UA: Made 18 tackles in seven games played during the 2020 season, including three behind the line of scrimmage ... Made two sacks on the season.

JUCO: Spent first season at Ellsworth Community College in Iowa before playing 2019 season at East Mississippi and made 30 tackles during that season.

High School: Prep standout at Guilford High School ... Also played basketball and competed in track & field.

Personal: General Studies major ... Enjoys playing video games and lists Blind-side as his favorite sports movie ... Birthdate is Aug. 26, 1999.



Tre'Vaughn Craig

DB

Junior | Milwaukee, Wisc.

Year	Tackles	Solo	Ast.	TFL (Yds.)	Sacks	FF	FR	INT	BU
2019.....	10	9	1	0	0	0	0	0	0
2021.....	29	23	6	4 (10)	0.5 (5)	0	1	1	2
Totals	39	32	7	4 (10)	0.5 (5)	0	1	1	2

Junior defensive back with versatile skillset that helps the Bronchos in the secondary ... Found his way on the field as a freshman in 2019 and after everyone missed the 2020 season, found more snaps in 2021 ... Helped out in the defensive backfield and on special teams ... Is a hard-hitting DB and a solid tackler that doesn't get beat ... Also wrestles for the Bronchos.

2021: Played in nine games for the Bronchos as a sophomore and made 29 tackles, including four behind the line of the scrimmage ... Had 20 solo stops and nine assisted tackles ... Also credited with a half-sack in the season-opening win against Missouri Western ... Nabbed one interception - in Week 6 against North-eastern State when he helped Central Oklahoma retain the President's Cup for a seventh consecutive season ... Recovered one fumble (Week 11) ... Was credited with one QB hurry and two passes broken up.

2020: Gained a year of experience in practice while UCO did not compete during pandemic.

2019: Played in nine games for the Bronchos as a freshman ... Made 10 tackles (nine solo, one assisted).

High School: Prep standout at Greenfield High School in Milwaukee, Wisconsin and a multi-sport star ... Won over 100 matches on the mat in high school and was a two-time state qualifier.

Personal: Kinesiology & Exercise Fitness Management major ... Birthdate is May 28, 1998.

Player Profiles: Juniors



Layne Grantham

OL

Junior | Moore, Okla.

Junior offensive lineman that is aimed at moving from regular mainstay to powerful force ... Has been on the front lines for UCO for three years (two seasons) and is ready to make the jump to contend for league honors ... Got on the field as a true freshman in 2019 and was a regular starter in 2021 after everyone sat out 2020 ... Is a good blocker and a smart lineman that helps in multiple roles up front.


2021: Played in 10 games for the Broncos as a sophomore ... Was key in run blocking game that helped produce 26 rushing touchdowns, the fourth-best mark in the rugged MIAA ... Helped UCO average over 25 points per game and 350 yards of offense per contest with his skillset on the front lines.

2020: Gained a year of experience through practice as Central didn't compete due to the pandemic.

2019: Played in eight games ... Helped on offense in a reserve role and on special teams ... Part of an offensive line unit that helped Central post 34+ points per game and over 400 yards of offense per game.

High School: First Team All-State selection out of Westmoore High School ... Earned All-District and All-Conference as well ... Also won a state championship in the shot put for the Westmoore track & field team.

Personal: Kinesiology & Exercise Fitness Management major ... Names the Philadelphia Eagles his favorite pro sports team ... Birthdate is Oct. 3, 2000.



Jason Harris

LB

Junior | Tulsa, Okla.

Year	Tackles	Solo	Ast.	TFL (Yds.)	Sacks	FF	FR	INT	BU
2019.....	27	15	12	2 (5)	0	0	0	0	0
2021.....	12	7	5	1.5 (7)	1 (5)	0	0	0	0
Totals	39	22	17	3.5 (12)	1 (5)	0	0	0	0

Junior linebacker returning his fifth year with the program ... Has sat out a redshirt season, gone through the canceled 2020 season, and had his sophomore season cut short due to injury ... Hard-hitting menace ready to get back on the field again and be a force for the Broncos ... Got regular snaps as a redshirt freshman in 2019 and took advantage ... Finds the ball and makes ball carriers pay.

2021: Played and started in the first five games of the season before suffering a season-ending injury ... Made 12 tackles, including 1.5 behind the line of scrimmage ... That also included one sack at Northwest Missouri in Week 4.

2020: Gained a year of experience through practice as Central did not compete due to the pandemic.

2019: Played in six games as a redshirt freshman and made 26 tackles (15 solo, 11 assisted) ... Also had two tackles for a loss of a combined five yards ... Credited with one quarterback hurry ... Nine tackles against Fort Hays State was a season high ... Had one tackle for a loss in that game ... Had at least four tackles in four out of six games last fall.

2018: Sat out redshirt season.

High School: Prep standout at Tulsa's stout Booker T. Washington program.

Personal: Industrial Safety major ... Birthdate is Dec. 10, 1999.

Chris Herbin

LB

Junior | Greensboro, N.C.

Junior linebacker looking to help out the Broncho defense ... Huge frame imposes over offense ... Is a physical defender that punishes ball carriers ... Transferred to Central Oklahoma from Riverside City College.

JUCO: Made 14 tackles during 2021 season ... Had one half-sack for a loss of four yards.

High School: Prep standout North Guilford High School.

Personal: Psychology major ... Lists the Jacksonville Jaguars as his top pro sports team ... Birthdate is Nov. 21, 1999.



Marlo Hughes Jr.

LB

Junior | Enid, Okla.

Year	Tackles	Solo	Ast.	TFL (Yds.)	Sacks	FF	FR	INT	BU
2019.....	11	9	2	2 (3)	0	0	0	1	3
2021.....	5	3	2	0	0	0	0	0	0
Totals	16	12	4	2 (3)	0	0	0	1	0

Junior linebacker ready to improve on solid foundation built in first half of career ... Saw limited action as a redshirt freshman in 2019 before an injury cut his season short ... Worked through canceled 2020 season before playing in eight games as a sophomore last fall ... Talented youngster with an explosive style of play ... Finds the ball quickly and doesn't let anyone get in the way of making a tackle.

2021: Played in eight games for the Broncos as a sophomore ... Made five tackles, three of which were solo stops.

2020: Gained a year of experience through practice while UCO did not compete during the pandemic.

2019: Played in 5 of 11 games as a redshirt freshman ... Made 11 tackles (nine solo) and had two tackles for a loss for a combined three yards ... Had one interception and returned it 55 yards for a touchdown in a Week 3 blowout of Lincoln, helping the Broncos to a 63-0 victory ... Made an appearance in the first four games of the season before moving into a starting position in Week 5 before a shoulder injury ended his first season on the field.

2018: Sat out redshirt season.

High School: Played in the Blue Grey All-American Bowl ... Earned All-District honors at Enid High School ... Also played basketball and competed in both powerlifting and track & field.

Personal: Biology - Biomedical Sciences major ... Member of the National Honor Society and the Black Heritage Union ... Birthdate is July 12, 2000.

Player Profiles: Juniors



Mike Pope Jr.
DL
Junior | Del City, Okla.

Year	Tackles	Solo	Ast.	TFL (Yds.)	Sacks	FF	FR	INT	BU
2021.....	10	7	3	4 (12)	1 (2)	0	0	0	0

Junior defensive lineman that is a strong pass rusher and good tackler that creates problems up front ... Spent 2020 canceled season at Central ... Stepped into key role as a regular fixture last Fall ... Knows where to be and doesn't get beat ... Transferred to Central from Independence (Kan.).

2021: Played in 9 of 11 games for the Bronchos in first season (second year) with the team ... Made 10 tackles, including seven solo stops ... Had four tackles behind the line of scrimmage for a combined loss of 12 yards ... Made one sack on the year for a loss of two yards.

2020: Gained a year of experience through practice as UCO did not compete due to the pandemic.

JUCO: Racked up 19 tackles, including 1.5 sacks, for Independence in 2019.

High School: Prep standout at Del City High School.

Personal: General Studies major ... Birthdate is Nov. 1, 1999.



Diego Richards
WR
Junior | Oklahoma City

Year	Rec.	Yds.	Avg.	TD	Long
2019.....	6	84	14.0	1	21
2021.....	5	103	20.6	0	38
Totals	11	187	17.0	1	38

Junior wide receiver is always ready to help out the offense ... Is fast, quick, and can make anyone miss with the ball in his hands ... Is a good route runner and knows how to get open ... Can fill a role as a receiver or on special teams.

2021: Played in six games for the Bronchos as a sophomore ... Made five receptions for 103 yards ... Averaged 20.6 yards per catch ... Career-long 38 yard catch in Week 1 win against Missouri Western ... Had career-high three receptions in Week 2 at Emporia State.

2020: Gained a year of experience through practice as UCO did not compete during the pandemic.

2019: Played in six games as a redshirt freshman ... Made six catches for 84 yards, 14.0 yards per catch, and had one touchdown ... Season-long was a 21-yard reception ... Had one catch for 20 yards in his first-ever game against Pittsburg State in Week 1 ... Season-high two catches in a single game twice (Week 3 & Week 4) ... Scored a 21-yard touchdown in Central's 63-0 Week 3 win over Lincoln for his first career score ... Also had a season-high 32 yards in win over Lincoln.

2018: Sat out redshirt season.

High School: All-State selection out of Carl Albert High School ... Made 142 receptions for 2,376 yards and also had more than 1,000 yards running the ball ... 2x football state champ ... Won first title at Wantland Stadium as a junior and is also a state champion in track & field.

Personal: Occupational Safety major ... Enjoys fishing ... Names the Oklahoma City Thunder as his top pro sports team ... Birthdate is Sept. 27, 1999.



Payton Scott
RB
Junior | Sand Springs, Okla.

Year	Attempts	Rushing			Receiving			
		Yds.	TD	Avg. Long	Rec.	Yds.	TD	Avg. Long
2019.....	14	60	0	4.3 13	5	63	0	12.6 29
2021.....	71	344	3	4.8 45	13	45	0	3.4 12
Totals	85	406	3	4.7 45	18	108	0	6.0 29

Junior running back looking to continue upward trend ... Shifty ball carrier is hard to bring down and requires multiple defenders try most times ... Great balance and speed capable of producing big time numbers in any game ... Is dangerous in space and understands how to create for himself.

2021: Played in all 11 games for the Bronchos as a sophomore ... Had 71 carries for 344 yards ... Averaged 4.8 yards per rush ... Found the end zone three times on the season ... Career-long 45 yard rush in season finale at Central Missouri ... Carried 12 times in a game twice ... Career-high 87 yards (on a dozen carries) in win against Lincoln in Week 5 ... Scored TDs against Missouri Western, Lincoln, and Northeastern State ... Also had 13 receptions for 45 yards out of the back-field.


2020: Gained a year of experience through practice while UCO did not compete during the pandemic.

2019: Played in six games as a redshirt freshman ... Had 14 carries for 60 yards, averaging 4.3 yards per carry ... Longest rush of the year was 13 yards ... Also had five catches for 63 yards, including a 29-yard season high ... Helps out with special teams too and had a blocked punt (returned 10 yards) in UCO's 63-0 win over Lincoln in Week 3.

2018: Sat out redshirt season.

High School: Gatorade Oklahoma Football Player of the Year in 2017 ... Set single season rushing record in Oklahoma with 2,597 yards ... Scored 33 touchdowns during senior season ... Set a single game record with 507 rushing yards and seven touchdowns ... Finished career with 5,826 yards and 71 touchdowns.

Personal: Professional Media major ... Lists the Pittsburg Steelers as his top pro sports team ... Would like to become a coach ... Birthdate is Dec. 17, 1999.



Adrian Wilson
WR
Junior | Tulsa, Okla.

Junior wide receiver ready to add another weapon to the Broncho offense ... Athletic playmaker with good route running abilities that gives UCO a strong option in the pass game ... Has good speed too ... Transferred to Central from Northeastern Oklahoma.

2021: Did not play.

2020: Gained a year of experience through practice as UCO did not compete during the pandemic.

JUCO: Hauled in 45 passes in two seasons at NEO ... Caught 39 balls for 528 yards and six touchdowns as a sophomore in 2019 ... Pulled in six receptions for 89 yards and one score in 2018 ... Also was 1-for-1 passing with a 26-yard touchdown.

High School: Prep standout at Tulsa Union ... Earned All-State honors from The Oklahoman after senior season ... Won state championship during junior season.

Personal: Occupational Safety major ... Birthdate is Oct. 28, 1999.

Player Profiles: Sophomores



Zane Adams
DL
Sophomore | Haskell, Okla.

Year	Tackles	Solo	Ast.	TFL (Yds.)	Sacks	FF	FR	INT	BU
2021.....	26	12	14	3.5 (9)	0.5 (3)	0	0	0	0

Sophomore defensive lineman that adds depth to Central’s deepest position ... Looking to improve on solid freshman campaign and will compete among many for snaps ... Has a pressing ability and can work through the line.

2021: Played in all 11 games for the Bronchos as a second-year freshman ... Made 26 tackles, including 3.5 behind the line of scrimmage ... Had a dozen solo stops and 14 assisted tackles ... Also credited with a half-sack and two QB hurries ... Made a season-high six tackles at Northwest Missouri in Week 4 ... Picked up his lone sack in Week 3 against Missouri Southern.

2020: Gained a year of experience through practice as Central did not play due to pandemic.

High School: Prep standout at Haskell ... Named Muskogee Phoenix Prep Male Athlete of the Year after his senior season ... Earned All-Phoenix honors in both football and basketball.

Personal: Biology major ... Birthdate is Feb. 20, 2002.

Devon Bailey
TE
Sophomore | Melrose, N.M.

Sophomore tight end with good size looking to help Central Oklahoma add depth to the versatile position ... Can find his way into a route and be another weapon on offense ... Can provide strong protection too and is a good run blocker ... Transferred to UCO from Eastern New Mexico.

ENMU: Played in seven games as a freshman ... Caught two passes for 49 yards and both were for touchdowns ... Had a 43-yard touchdown reception in a win over Lincoln (Calif.) in Week 4, and a six-yard touchdown catch in a win against Western Washington in Week 5.

High School: Multi-sport standout at Melrose High School ... Played football, basketball, baseball and competed in track & field ... Has six state championship rings.

Personal: Kinesiology major ... Favorite pro team is the Dallas Cowboys ... Names Rudy his favorite sports movie ... Birthdate is Sept. 20, 2001.



Hector Becerra
OL
Sophomore | Lawton, Oklah.

Sophomore offensive lineman in his fourth year with the program looking to continue growth and build on foundation set in his first season on the field ... Sat out the 2019 season to redshirt and then the 2020 season along everyone else ... Made big strides getting on the field in 2021 ... Solid frame can hold a block and can make room in the run game ... Is competing for snaps up front.

2021: Played in five games throughout the season ... Made an appearance in the first three games of the season, as well as Week 5 and Week 11 ... Helped Central’s offensive line that helped the Bronchos average 350 yards per game and 25 points per game.

2020: Gained a year of experience through practice as Central did not compete due to the pandemic.

2019: Sat out redshirt season.

High School: Earned All-State honors following his senior season at Lawton High ... Helped team to playoffs ... Says beating Lawton Eisenhower four years in a row is his favorite sports memory.

Personal: Occupational Safety major ... Names the Dallas Cowboys as his top pro team ... Whataburger is his favorite restaurant ... Birthdate is Oct. 10, 2000.



Jaxon Clemons
RB
Freshman | Ardmore, Oklahoma


Sophomore running back working to find reps with the Bronchos ... Talented athlete and hard runner that will work through defenders.

2021: Played in just one game in first season on the field ... Made one tackle on special teams as Central Oklahoma picked up a win at Fort Hays State.

2020: Gained a year of experience as UCO did not compete during the pandemic.

High School: Prep standout at Plainview High School in Ardmore, Oklahoma ... Led team to 2019 state championship game, played at UCO’s Chad Richison Stadium.

Personal: Occupational Safety major ... Birthdate is June 23, 2001.



Jai’Vion Dangerfield
WR
Sophomore | Duncan, Okla.

Redshirt freshman wide receiver aimed at building on early experience and gaining more reps with the Bronchos ... Talented youngster with long reach and playmaking abilities ... Is a threat in the open field with quick ability to create separation.

2021: Sat out redshirt season.

2020: Gained a year of experience through practice while UCO didn’t play due to the pandemic.

High School: Prep standout at Duncan High School ... Named Class 5A District 1 Offensive Player of the Year ... Also ran track.

Personal: Biomedical Engineering major ... Birthdate is Sept. 18, 2001.

Emmonte Davis
DB
Sophomore | Anna, Texas

Sophomore defensive back that is ready to help the Bronchos ... Talented athlete that can play more than one position ... Transferred to UCO from Sam Houston State after three years there.

SHSU: Sat out 2019 season to redshirt, didn’t play during pandemic year, and appeared in two games in 2021.

High School: Prep standout at Anna High School in Texas ... Earned All-District honors in 2017 and 2018.

Personal: Birthdate is May 14, 2001.

Jacob Delso
WR
Sophomore | Okmulgee, Okla.

Sophomore wide receiver that is ready to help Central Oklahoma in the pass game ... Talented and fast ... Can get separation from defenders in the route and after making a catch ... Transferred to UCO from Eastern Michigan.

EMU: Sat out redshirt season in 2020 and appeared in six games in 2021 ... Made one reception for five yards.

High School: All-State selection out of Checotah ... Played both ways but racked up more than 3,000 all-purpose yards and 30 touchdowns on offense.

Personal: Business major ... Birthdate is Jan. 25, 2001.

Player Profiles: Sophomores



Noah Dobson
OL

Sophomore | Midwest City, Okla.

Sophomore offensive lineman that saw plenty of action, including starts, at left tackle during true freshman season ... Has a lot of size and can create space for the run game while also standing firm for the pass game ... Earned early playing time and is aimed at becoming a mainstay for the Bronchos up front.

2021: Played in six games as a true freshman, earning a starting job at left tackle ... Helped the Central offense that put up 350 yards per game and over 25 points per game ... Was key in operating a line that paved the way for 26 rushing touchdowns, the fourth-best mark in the MIAA.

High School: Product of Carl Albert and winner of a state championship each year there ... All-State selection as O-lineman.

Personal: Birthdate is July 9, 2003.



Connor Johnson
LB

Sophomore | Tulsa, Okla.

Redshirt Freshman linebacker looking to find a role with the Bronchos ... Knows how to track down a ball carrier and knows how to make a tackle ... Transferred to Central Oklahoma from Harding after spending one season there.

2021: Sat out redshirt season.

HU: Squad member during 2020's canceled season.

High School: Prep standout at Lincoln Christian ... Helped team win state championship at UCO's Wantland Stadium ... Had over 100 tackles his senior season.

Personal: Birthdate is March 7, 2002.



Jayce Gardner
RB

Sophomore | Moore, Okla.



Hunter Largent
DL

Sophomore | Noble, Okla.

Year	Tackles	Solo	Ast.	TFL (Yds.)	Sacks	FF	FR	INT	BU
2021.....	29	16	13	5.0 (16)	2.5 (13)	0	0	0	0

Year	Attempts	Rushing			Receiving			
		Yds.	TD	Avg. Long	Rec.	Yds.	TD	Avg. Long
2021.....	107	549	6	5.1 27	26	176	0	6.7 23

Sophomore running back that saw plenty of action in his first year on the field and looks to come back in Year 2 with more of the same ... Talented athlete that can make defenders miss or go through them ... Has getaway speed in the open field ... Requires more than one tackler to bring him down ... Can catch the ball out of the backfield too and is a versatile weapon for Central Oklahoma.

2021: Played in all 11 games during redshirt freshman season with the Bronchos ... Led the team in carries and yards ... Totaled 107 rushes for 549 yards, scoring six touchdowns on the ground ... He also pulled in 26 receptions for 176 yards ... Among the best running backs in the MIAA, ranking in the Top 13 in four major categories ... Ranked 13th in yards, 12th in carries, 11th in touchdowns and ninth in yards per carry (5.1) ... Ran the ball 13 times for 43 yards in his first career college football game ... Had 13 carries for 76 yards and a touchdown in the his second game ... Posted first career 100-yard game at Northeastern State in Week 6, hitting the mark on the dot with 14 carries ... Had a season-long 27-yard scamper in that win, which helped Central keep the President's Cup for a seventh-straight season ... Tallied 353 yards in a four-game stretch Week's 5-8 and UCO was 3-1 in that time frame ... Scored first and only two-TD game in Week 10 against UNK.

2020: Gained a year of experience through practice with Central not competing during the pandemic.

High School: All-State selection out of Moore High School ... Led team to a play-off victory for first time in nearly 20 years and helped team make state semifinals.

Personal: Kinesiology major ... Birthdate is April 16, 2002.



Easton Kirk
WR

Sophomore | Pawhuska, Okla.

Sophomore wide receiver adds depth to the position for the Bronchos ... Has size to make plays in traffic ... Solid route runner.

2021: Made one appearance near end of season in reserve role.

2020: Gained a year of experience through practice while UCO did not play during the pandemic.

High School: Prep standout at Pawhuska High School.

Personal: Kinesiology major ... Birthdate is Oct. 15, 2000.



Cooper McCoy
OL

Sophomore | Durant, Okla.

Sophomore offensive lineman that found his way on the field during freshman season and is aimed now at becoming a mainstay up front for the Bronchos ... Smart and strong blocker that can create space and hold a block ... Can lead from the center position and is versatile to help where needed.

2021: Made a handful of appearances and moved into starting role late in the season ... Helped Central Oklahoma's offense that put up more than 25 points per game and over 350 yards of offense per game.

2020: Gained a year of experience through practice as Central did not compete during the pandemic.

High School: Prep standout at Durant High School ... Earned All-State honors from The Oklahoman.

Personal: Biology major ... Birthdate is March 7, 2002.

Player Profiles: Sophomores



Tavius McDonald
DB
Sophomore | Sulphur, Okla.

Sophomore defensive back aimed a finding snaps with Central ... Adds depth to Broncho secondary ... Talented athlete that can find the ball and make the play ... Gained experience as a freshman mostly in special teams situations and is ready to help where needed moving forward.

2021: Played in seven games during freshman season.

2020: Gained a year of experience through practice while Central did not compete during the pandemic.

High School: Prep standout at Sulphur High School.

Personal: Kinesiology major ... Birthdate is Sept. 19, 2001.



Johnathan Mosley
DB
Sophomore | Spencer, Okla.

Year	Tackles	Solo	Ast.	TFL (Yds.)	Sacks	FF	FR	INT	BU
2021.....	27	18	9	1 (2)	0	0	0	1	3

Sophomore defensive back that had an impressive freshman campaign and is now aimed to prove he is one of the better DBs in the MIAA ... Talented defender that can make a play on the ball all over the field ... Is good in coverage over the top and can come up and make a play ... Is a hard-hitting tackler that knows how to get to the ball.

2021: Played in all 11 games during freshman season, becoming a regular starter at safety ... Had nine tackles in the first eight games of his career before registering 18 over the final three games of the season ... Finished with 27 tackles on the year ... Made 18 solo stops to go with nine assisted tackles ... Made one tackle behind the line of scrimmage (Week 11) ... Nabbed one interception (Week 10) ... Had three passes broken up on the year.

2020: Gained a year of experience through practice as Central did not compete due to the pandemic.

High School: Prep standout at Carl Albert High School in Midwest City, Oklahoma ... All-State selection helped team to three consecutive state championships.

Personal: Kinesiology major ... Birthdate is Oct. 31, 2001.



Jaden Mullin
LB
Sophomore | Oklahoma City

Sophomore linebacker ready to get on the field and help the Bronchos ... Hard-hitting defender can find the ball ... Can rush the passer or stop the run game.

2021: Made one appearance in redshirt freshman season.

2020: Gained a year of experience through practice as Central did not compete during the pandemic.

High School: Prep standout at Millwood High School.

Personal: Physical Education/Health major ... Birthdate is Oct. 10, 2000.



Bo Phelps
P
Sophomore | Piedmont, Okla.

Season	Punts	Yds.	Avg.	Long	TB	Inside 20	50+	Blk.
2021.....	55	1,959	36.0	51	3	15	1	0

Sophomore punter with strong leg looking to continue helping out the Broncho specialists ... Can put the ball all over the field ... Has an ability to pin the opponent deep in their own territory ... Showed strong flashes during true freshman season and is poised to grow in sophomore campaign.

2021: Played in nine games for the Bronchos as a true freshman ... Stepped in to handle punting duties in Week 2 and took care of that role the rest of the season ... Punted 55 times for 1,959 yards, including a long of 51 in Week 9 at Pittsburg State ... Averaged 35.6 yards per punt ... Placed 15 punts inside the 20-yard line ... Forced 30 fair catches ... Only had three touchbacks in 51 punts.

High School: Prep standout at Piedmont High School ... Also played quarterback.

Personal: Undecided on a major ... Birthdate is Aug. 13, 2003.



Nicky Quevedo
K
Sophomore | Azle, Texas

Season	PAT			Field Goals		
	Made	Att.	Pct.	Made	Att.	Pct. Long
2021.....	11	11	100.0	1	1	100.0 22

Sophomore specialist ready to move into a key role for the Bronchos in his third year (second season) ... Has spent two years in the program playing alongside his older brother (Alex) and is now set to take over main kicking responsibilities ... Strong leg and knows how to place a kickoff ... Can put it between the uprights from a lot of places on the field.

2021: Played in five games during freshman season ... Registered a perfect 11-for-11 mark on PATs ... Went 1-for-1 with a 22-yard field goal ... Finished season with 14 points ... Had 23 kickoffs for a combined 1,423 yards, a solid average of 61.9 yards per kick ... Had six touchbacks ... Went 7-for-7 on PATs in a 49-9 win at Northeastern State, helping Central Oklahoma to its seventh consecutive win in the President's Cup ... Hit first career field goal in a big road win (24-14) the following week at Fort Hays State.

2020: Gained a year of experience through practice as UCO did not compete during the pandemic.

High School: Prep standout at Azle High School in Texas.

Personal: Kinesiology major ... Older brother (Alex) was teammate from 2020-21 and holds three UCO school records in kicking game ... Birthdate is Jan. 18, 2002.

Madison Ridgeway
WR
Sophomore | Arlington, Texas

Sophomore wide receiver looking to help Central Oklahoma in the passing game right away ... Looks the part when he steps on the field and has the skills to do the job ... Good hands, strong body, physical presence ... Can find his way to open field ... Transferred to UCO from Iowa Central.

ICCC: Had 19 receptions for 300 yards and four touchdowns during 2021 campaign ... Caught 31 passes for 311 yards and four touchdowns in nine games during Spring of 2021 (team did not play Fall 2020).

High School: Prep standout at Juan Seguin High School in Arlington, Texas.

Personal: Birthdate is May 8, 2000

Player Profiles: Sophomores



Kobey Stephens
DB
Sophomore | Wewoka, Okla.

Year	Tackles	Solo	Ast.	TFL (Yds.)	Sacks	FF	FR	INT	BU
2021.....	28	20	8	2 (6)	0	1	1	0	7

Sophomore defensive back that started as a freshman and is now looking to improve status as one of the league's best ... Talented athlete that can make a play on the ball and disrupt the pass game ... Doesn't get beat deep and contends for every ball ... Knows how to make a tackle when needed.

2021: Played in all 11 games as a true freshman ... Made 28 tackles ... Had 20 solo stops and eight assisted tackles ... Made two tackles behind the line of scrimmage ... Season-high five tackles twice ... Forced one fumble in Week 11 at Central Missouri ... Recovered one fumble in Week 2 at Emporia State ... Had seven pass breakups in 11 games ... Broke up two passes in back-to-back road wins at Northeastern State and at Fort Hays State ... Helped Central Oklahoma beat Northeastern State for a seventh consecutive season to retain the President's Cup.

High School: Prep standout at Wewoka High School.

Personal: Undecided on a major ... Birthdate is Dec. 4, 2001.



Vakameilalo Tuifua
DL
Sophomore | Poteau, Okla.

Year	Tackles	Solo	Ast.	TFL (Yds.)	Sacks	FF	FR	INT	BU
2021.....	5	3	2	2 (7)	0	1	0	0	0

Sophomore defensive lineman that made appearances in more than half of the games his freshman season and is now ready to contribute even more for the Bronchos up front ... Strong athlete with a big frame that can shut down the run game in the middle of the field.

2021: Played in six games as a redshirt freshman ... Made five tackles, three solo stops and two assisted ... Had two tackles behind the line of scrimmage for a combined loss of seven yards ... Forced one fumble in Week 5 home victory over Lincoln ... Also blocked a kick in win over LU.

2020: Gained a year of experience through practice as Central did not compete during the pandemic.

High School: First Team All-State selection out of Poteau High School ... Helped team win state championship in 2019 at UCO's Chad Richison Stadium Stadium.

Personal: Kinesiology major ... Birthdate is Jan. 5, 2002.

David Vargas
K
Sophomore | Guthrie, Okla.

Sophomore kicker and punter looking to find a role with the Bronchos ... Strong leg can pin the ball anywhere on the field ... Transferred to Central Oklahoma from Southwestern Oklahoma State.

SWOSU: Punted 48 times during 2021 season, averaging 36.8 yards per punt ... Was also 2-for-5 in field goal attempts with a long of 29 yards ... Had five kickoffs, averaging 54.4 per kick ... Sat out redshirt season in 2019 and team did not play in 2020.

High School: Prep standout at Guthrie High School ... Earned All-State honors ... Also played soccer.

Personal: Health & Physical Education major ... Lists the Cleveland Browns as his favorite sports team ... Birthdate is Oct. 3, 2000.



Noah West
LB
Sophomore | Bixby, Okla.

Year	Tackles	Solo	Ast.	TFL (Yds.)	Sacks	FF	FR	INT	BU
2021.....	24	9	15	2 (9)	1.5 (8)	1	0	0	2

Sophomore linebacker and All-MIAA selection ready to help Central on the defensive side of the ball ... Played defensive end in first season and earned post-season honors for his efforts ... Is a physical defender that knows how to track the play ... Hard-hitting run stopper.

2021: Played in 10 of 11 games for the Bronchos as a redshirt freshman ... Made 24 tackles ... Had nine solo stops and 15 assisted tackles ... Registered two tackles behind the line of scrimmage for a loss of nine yards ... As part of that, made 1.5 sacks for a loss of eight yards ... Forced one fumble in Week 2 at Emporia State, including one sack ... Credited with two QB hurries ... Also had two passes broken up from the end position ... Season-high six tackles at Pittsburg State in Week 9 ... Had five tackles in Week 2 at Emporia State.

2020: Gained a year of experience through practice as UCO did not compete during the pandemic.

Army: Sat out redshirt season in 2019.

High School: Prep standout at Bixby ... Helped team during dynamic title runs in 2016 and 2018.

Personal: Finance major ... Birthdate is July 4, 2001.



Rae'Quan Wicks
DB
Sophomore | Moore, Okla.

Year	Tackles	Solo	Ast.	TFL (Yds.)	Sacks	FF	FR	INT	BU
2021.....	9	8	1	0	0	0	0	2	0

Sophomore defensive back looking to continue to help the Broncho secondary ... Talented athlete that can make a play ... Is valuable asset in more than one position ... Is a quality leader that can - and does - help out where needed on and off the field.

2021: Played in 8 of 11 games for the Bronchos as a freshman ... Made nine tackles ... Had eight solo stops ... Grabbed two interceptions ... Made first career pick to seal a UCO victory against Missouri Western in Week 1, snatching a pass with under two minutes to go to preserve the 24-20 win ... Grabbed second INT in Week 8 against Washburn.

2020: Gained a year of experience through practice as Central did not compete during the pandemic.

High School: Prep standout at Southmoore High School.

Personal: Kinesiology major in the Exercise & Fitness management program ... Birthdate is Oct. 24, 1999.

Player Profiles: Redshirt Freshmen



Caleb Allen
QB

RS Freshman | Stillwater, Okla.

Redshirt Freshman QB ready to work for snaps in a talented quarterback room at Central ... Tall with a strong arm that can find the receiver ... Fits program style.

2021: Sat out redshirt season.

High School: Prep standout at Stillwater High School ... Helped team to state championship game during junior season and led team to state semis during senior season.

Personal: Birthdate is June 23, 2002.

Kellen Culberson
OL

RS Freshman | Lake Dallas, Texas

Redshirt freshman offensive lineman looking to find a role with the Bronchos ... Powerful blocker that is hard to move ... Will help Central up front ... Transferred to UCO from Stephen F. Austin.

SFA: Spent two seasons with the program but did not play during pandemic year and redshirt season.

High School: Prep standout at Lake Dallas High School.

Personal: Birthdate is Aug. 21, 2002.



Kaleb Biglow
DL

RS Freshman | Muskogee, Okla.

Redshirt Freshman defensive lineman ready to get on the field after a two-year wait ... Arrived on campus as football season was canceled in 2020 and sat out 2021 during redshirt season ... Looking to compete for time at Central's deepest position ... Hard-nosed, can fight through a block with strong tackling skills.

2021: Sat out redshirt season.

2020: Gained a year of experience through practice as Central did not compete due to the pandemic.

High School: Prep standout at Muskogee High School.

Personal: Interpersonal Communications major ... Birthdate is Oct. 3, 2001.



Terrill Davis
WR


RS Freshman | Choctaw, Okla.

Redshirt Freshman wide receiver looking to add to long list of star-studded playmakers at Central ... Has speed to get open and get away from defenders and has good hands to make the catch.

2021: Sat out redshirt season.

High School: Prep standout at Choctaw High School ... Led team to first Class 6A state championship game and played that game at UCO's Chad Richison Stadium.

Personal: Birthdate is Aug. 11, 2003.



Jaylen Cottrell
RB

RS Freshman | Lexington, Okla.

Redshirt Freshman wide receiver aimed at finding some snaps with the Bronchos ... Talented youngster with long reach and playmaking abilities ... Has worked hard in practice and watched on the sidelines for two seasons and is now aimed at cracking into the rotation in year three.

2021: Sat out redshirt season.

2020: Gained a year of experience through practice while UCO didn't play due to the pandemic.

High School: Prep standout at Lexington High School ... Earned All-City honors from The Oklahoman after senior season.

Personal: General Studies major ... Birthdate is Nov. 30, 2001.



Dominique Dunn
TE

RS Freshman | Mustang, Okla.

Redshirt Freshman with plenty of athleticism that is looking to move into the rotation with the Central tight ends ... Has size and speed and can help a potent offense thrive ... Will be used in the passing game and will be of good service blocking for the run game.

2021: Sat out redshirt season.

High School: Prep standout at Mustang High School ... Named District Offensive Player of the Year after senior season.

Personal: Birthdate is Sept. 1, 2002.



Montrell Cozart
DL

RS Freshman | Tulsa, Okla.

Redshirt Freshman defensive lineman looking to compete for a job at Central's deepest position ... Tough player that can work through a block ... Missed the 2020 season alongside everyone else and sat out a redshirt season in 2021, leaving the hard-nosed lineman ready to make his way onto the field in year three.

2021: Sat out redshirt season.

2020: Gained a year of experience through practice while Central did not play due to the pandemic.

High School: Helped Bishop Kelley High School to the playoffs each year ... Named First Team All-World defensive lineman by the Tulsa World.

Personal: Kinesiology major ... Birthdate is June 14, 2001.



Lyndon Evans
OL

Freshman | Newcastle, Oklahoma

Redshirt Freshman offensive lineman looking to find a role with the Bronchos up front ... Strong presence with solid skillset.

2021: Sat out redshirt season.

High School: Prep standout at Newcastle High School ... Was named Preseason All-State by The Oklahoman.

Personal: Undecided on a major ... Birthdate is Dec. 18, 2002.

Player Profiles: Redshirt Freshmen



Mac Garner
OL

RS Freshman | Moore, Okla.

Redshirt Freshman offensive lineman looking to find a role up front with the Bronchos ... Big frame can handle the defense ... Gained valuable experience sitting out a redshirt season and is now aimed at getting on the field.

2021: Sat out redshirt season.

High School: Prep standout at Southmoore High School in Moore ... Earned All-Conference honors after senior season.

Personal: Birthdate is Oct. 30, 2002.



Marc Gouldsby
DB

Freshman | Tulsa, Oklahoma

Redshirt Freshman defensive back looking to grow in program and find snaps with the Broncho secondary ... Athletic playmaker that can find the ball and make open field tackles.

2021: Sat out redshirt season.

High School: Won state championship with Holland Hall High School in Tulsa, Oklahoma and did so at Central's Chad Richison Stadium ... All-State selection by The Oklahoman ... Also made state tournament in basketball and baseball.

Personal: Birthdate is Dec. 6, 2002.



J.D. Geneva
QB

Freshman | Tulsa, Okla.

Redshirt Freshman quarterback looking to find snaps in his third year with the program ... True Freshman season was canceled and sat out in 2021 for traditional redshirt season ... Now ready to work his way into the lineup at UCO ... Talented arm with a lot of tools ... Can make a big throw and find receivers in tight spots.

2021: Sat out redshirt season.

2020: Gained a year of experience through practice as UCO did not compete due to the pandemic.

High School: Prep standout at Tulsa Union ... Also played baseball.

Personal: Undecided on a major ... Birthdate is April 23, 2001.



Payton Hunt
WR

RS Freshman | Lawton, Okla.

Redshirt freshman wide receiver with athletic skillset looking to earn reps with the Broncho offense ... Good route runner with good hands adds depth to the position for UCO ... Has an elusiveness with the ball in his hands and can be a valuable weapon in the slot position.

2021: Sat out redshirt season.

2020: Gained a year of experience through practice as UCO did not compete during the pandemic.

High School: Prep standout at Lawton High.

Personal: Kinesiology major ... Birthdate is March 28, 2000.



Mason Givens
DL

RS Freshman | Tulsa, Okla.

Redshirt Freshman defensive lineman looking to find a role up front with the Bronchos ... Talented big man can create space up front and push the line ... Has two years of experience with the program and is aimed at getting on the field this Fall.

2021: Sat out redshirt season.

2020: Gained a year of experience through practice as Central Oklahoma did not compete during the pandemic.

High School: Prep standout at Tulsa Union High School.

Personal: Business Administration major ... Birthdate is April 23, 2002.

Jacobi Johnson
LB

RS Freshman | Oklahoma City

Redshirt freshman linebacker looking to get into the mix with the Bronchos ... Big physical defender that can track down the ball and make a play ... Transferred to UCO from North Texas.

UNT: Did not play in two seasons with the Mean Green.

High School: Prep standout at Midwest City High School ... Made over 90 tackles and six sacks as a senior in 2019.

Personal: Birthdate is Sept. 5, 2001.



Robert Givens
OL

Freshman | Anadarko, Oklahoma

Redshirt Freshman offensive lineman ready to work for a role with the UCO front line ... Hard-working big man can move defenders ... Has size and talent and will contend for snaps.

2021: Sat out redshirt season.

High School: Prep standout from Anadarko.

Personal: Birthdate is Dec. 19, 2002.



Josh Kaste
RB

RS Freshman | Bixby, Okla.

Redshirt Freshman running back looking to find time in the Broncho backfield ... Talented runner that can find a hole and has speed to get away.

2021: Sat out redshirt season.

2020: Gained a year of experience through practice as UCO did not compete during pandemic.

High School: Helped lead Lincoln Christian to a state championship, won at Central's Chad Richison Stadium.

Personal: Mechanical Engineering major ... Birthdate is Aug. 3, 2001.

Player Profiles: Redshirt Freshmen

Cooper Lancaster

WR

RS Freshman | Tulsa, Okla.

Redshirt Freshman wide receiver adding depth to the position at Central ... Speedy receiver with good hands.

2021: Sat out redshirt season.

High School: Prep standout at Lincoln Christian High School in Tulsa, Oklahoma ... Helped team win state championship at UCO's Chad Richison Stadium.

Personal: Birthdate is Nov. 30, 2002.



Kyshon Murray

DB

RS Freshman | Del City, Okla.

Redshirt freshman defensive back adding depth to the position ... Ready to help Broncho secondary ... Can find the ball and make a play.

2021: Sat out redshirt season.

2020: Gained a year of experience through practice as Central didn't compete during the pandemic.

High School: Prep standout at Del City High School.

Personal: Marketing major ... Birthdate is Dec. 30, 2001.



Montriel Lee

OL


RS Freshman | Del City, Okla.

Redshirt Freshman offensive lineman looking to find snaps up front ... Strong and athletic lineman adds depth to the position ... Can hold his own against any defender.

2021: Sat out redshirt freshman season.

High School: Prep standout at Del City High School ... Earned All-State honors.

Personal: Undecided on a major ... Birthdate is March 5, 2003.



Jordan Overson

OL

RS Freshman | Tulsa, Okla.

Redshirt Freshman offensive lineman ready to help out the Bronchos ... Talented youngster will compete for snaps early ... Powerful blocker that can protect the quarterback and create space for the running back.

2021: Sat out redshirt season.

2020: Gained a year of experience through practice as Central did not compete due to the pandemic.

High School: Prep standout at Lincoln Christian High School in Tulsa, Oklahoma ... Won state championship as a senior at UCO's Chad Richison Stadium ... Named First Team All-State by The Oklahoman.

Personal: Business Administration major ... Birthdate is Aug. 6, 2001.

Grant Lohr

DB

RS Freshman | Jenks, Okla.

Redshirt freshman defensive back looking to find some time on the field ... Athletic and strong with physical presence ... Converted running back ... Transferred to UCO from Oklahoma Baptist ... Signed with Nebraska out of high school.

OBU: Sat out redshirt season in 2021.

High School: All-State selection at running back ... Led Jenks to state championship in 2020 and won it at UCO's Chad Richison Stadium.

Personal: Father (Jason) played at Nebraska ... Birthdate is Jan. 7, 2003.



Evan Raines

DL

RS Freshman | Verdigris, Okla.

Redshirt Freshman defensive lineman looking to find some reps with the Bronchos ... Strong presence on the front lines ... Smart defender knows where to be and can make a move on the play.

2021: Sat out redshirt season.

High School: Prep standout at Verdigris High School ... Earned All-World honors from the Tulsa World.

Personal: Undecided on a major ... Birthdate is May 12, 2003.



Payton Lusk

WR

RS Freshman | Muskogee, Okla.

Freshman wide receiver adds depth to position for the Bronchos ... Talented youngster looking to crack t Sophomore wide receiver adds depth to position for the Bronchos ... Talented youngster looking to crack the rotation and earn snaps at Central ... Transferred to UCO from Missouri State after one season there.

2021: Made one appearance during freshman season.

MSU: Did not play in only season with the Bears.

High School: Prep standout at Owasso High School ... Helped team win state championship in 2019 and did so at UCO's Wantland Stadium ... Had over 500 yards receiving senior season and just over 100 yards as a junior.

Personal: Undecided on a major ... Father (Alton) played at UCO and owns the school records for punt return yards in a single game (196), a single season (581) and a career (1,157) ... Birthdate is April 5, 2002.

Andrew Spellman

OL

RS Freshman | Moore, Okla.

Redshirt Freshman offensive lineman looking to find a role with the Bronchos ... Large frame and physical style will allow him to compete for time in the trenches.

2021: Sat out redshirt season.

High School: Prep standout at Oklahoma City's Mount St. Mary's ... Earned Honorable Mention All-State honors and Little All-City honors from The Oklahoman.

Personal: Undecided on a major ... Birthdate is Dec. 1, 2002.

Player Profiles: Freshmen

Jalen Atkins

DL

Freshman | Checotah, Okla.

Freshman defensive lineman with good size that's ready to find a role with the Bronchos ... Strong defender that knows how to seek out the ball carrier and can rush a passer.

High School: Prep standout at Checotah High School.

Personal: Birthdate is Nov. 11, 2001.

Brennon Carter

OL

Freshman | Tecumseh, Okla.

Freshman offensive lineman ready to find a role with the Bronchos on the front lines ... Big frame can hold blocks against tough defenders ... Will contend for snaps earlier in career.

High School: Prep standout at Tecumseh High School ... Earned Offensive Line-man of the Year honors ... Earned All-State honors.

Personal: Birthdate is Dec. 31, 2003.

Makhai Belt

DB

Freshman | Tulsa, Okla.

Freshman defensive back with a lot of athleticism looking to find a role with the Bronchos ... Talented athlete that can make plays and knows how to position himself to be ready at all times.

High School: Prep standout at Tulsa Union High School ... Played for state championship senior season at UCO's Chad Richison Stadium ... Also competed in wrestling, basketball, baseball and track & field.

Personal: Birthdate is Dec. 5, 2003.

Deshawn Clark

DB

Freshman | Haskell, Okla.

Freshman defensive back looking to find time ... Adds depth to the position ... Versatile athlete can help at corner or safety.

High School: Prep standout at Haskell High School ... Earned postseason honors and played in an All-Star game.

Personal: Kinesiology major ... Twin brother (Marcus) is teammate ... Lists the L.A. Rams as his favorite pro team ... Birthdate is July 6, 2003.

Camden Billy

OL

Freshman | Thomas, Okla.

Freshman offensive lineman looking to find snaps with the Bronchos ... Is a large frame with good power and athleticism that will fight for a spot soon.

High School: Prep standout at Thomas High School ... Named District Defensive Player of the Year ... Played for state championship in high school at UCO's Chad Richison Stadium.

Personal: Birthdate is Oct. 27, 2003.

Marcus Clark

DB

Freshman | Haskell, Okla.

Freshman defensive back with athletic abilities that is looking to find reps in the secondary ... Talented youngster can fill in at multiple positions and should help UCO on the backend.

High School: Prep standout at Haskell High School ... Earned All-District Honors ... Played in All-Star game.

Personal: Kinesiology major ... Twin brother (Deshawn) is teammate ... Lists Remember the Titans as his favorite sports movie ... Birthdate is July 6, 2003.

Andrew Carney

RB

Freshman | Collinsville, Okla.

Freshman running back with high upside looking to find reps with the Bronchos ... Adds depth to the position and fits the style of Central's run game.

High School: Prep standout at Collinsville High School ... Earned All-State honors ... Won state title in 2021 at UCO's Chad Richison Stadium.

Personal: Birthdate is Nov. 13, 2003.

Tyler Cowan

ATH

Freshman | Tulsa, Okla.

Freshman looking to find a role at Central Oklahoma ... Was a kicker in high school but has ability to help the Bronchos in other positions.

High School: Former kicker earned All-District honors and was named Special Teams Player of the Year ... Kicked game-winning field goal for Union ... Played for state title at UCO's Chad Richison Stadium.

Player Profiles: Freshmen

Chase Faber LB

Freshman | McAlester, Okla.

Freshman linebacker with good skillset looking to help the Bronchos ... Tough and physical defender that knows where to be in coverage and can seek out the ball carrier.

High School: Prep standout at McAlester High School ... All-State selection ... Also ran track ... Played for a state title at UCO's Chad Richison Stadium.

Personal: Biology major ... Lists veterinarian as ideal job ... Says Friday Night Lights is his favorite sports movie ... Birthdate is Nov. 18, 2003.

Ben Harman WR

Freshman | Cashion, Okla.

Freshman wide receiver looking to find his role at Central ... Standout quarterback in high school with use athletic ability to transition to wideout.

High School: Prep standout at Cashion High School ... Led Cashion to state championship in 2021 at UCO's Chad Richison Stadium ... Played for state title junior season.

Personal: Birthdate is Sept. 26, 2003.

Gabe Grazier OL

Freshman | Oologah, Okla.

Freshman offensive lineman that is ready to work for a spot on the front lines ... Big frame is hard to get around ... Adds depth to the O-Line.

High School: Prep standout at Oologah ... All-State selection ... State qualifier in wrestling and finished third during senior season.

Personal: Birthdate is Aug. 31, 2004.

Joey Havir LB

Freshman | Jenks, Okla.

Freshman linebacker looking to get into the mix with the Bronchos ... Talented youngster that is a physical presence ... Is good in coverage and knows how to find the ball.

High School: Prep standout at Jenks High School ... Won back-to-back state championships in 2020 and 2021 at UCO's Chad Richison Stadium.

Personal: Business major ... Lists the Kansas City Chiefs as his favorite sports team ... Enjoys hunting and fishing ... Birthdate is Sept. 28, 2003.

Aaron Hamilton DB

Freshman | Wewoka, Okla.

Freshman defensive back ready to find a role in the UCO secondary ... Talented athlete with good size can help in more than one spot.

High School: Prep standout at Wewoka High School ... Earned All-District honors.

Personal: Business major ... Lists the Dallas Cowboys as his favorite sports team ... Birthdate is Dec. 3, 2003.

Dalton Hurd ATH

Freshman | Pawhuska, Okla.

Freshman athlete looking to find a role with the Bronchos ... Talented youngster can help UCO in more than one place.

High School: Earned All-State honors at Pawhuska High School ... Named District MVP ... Also played basketball and golf.

Personal: Kinesiology major ... Lists the Cincinnati Bengals as his favorite pro team ... Birthdate is April 16, 2004.

Oscar Hammond TE

Freshman | Collinsville, Okla.

Freshman tight end ready to jump in and help out the Bronchos ... Good size can help in run block but is also a threat in the pass game.

High School: Prep standout at Collinsville High School ... More than 50 catches, over 1,100 yards and hauled in state-leading 22 touchdowns (18 receiving).

Personal: Birthdate is April 29, 2003.

Rayshawn Jeffery OL

Freshman | Oklahoma City

Freshman offensive lineman looking to find a way into the rotation up front for the Bronchos ... Big and athletic frame will fit well in system.

High School: Prep standout at Douglass High School in Oklahoma City ... Earned All-District honors following senior season.

Personal: Birthdate is Nov. 1, 2003.

Player Profiles: Freshmen

Nate Jones
RB
Freshman | Clinton, Okla.

Freshman running back ready to get into the program and compete for snaps ... Talented youngster that can make people miss but is also a direct physical runner.
High School: Prep standout at Clinton High School ... Led team to state championship in 2021 and won it at UCO's Chad Richison Stadium.
Personal: Birthdate is Oct. 31, 2003.

Nick Jones
WR
Freshman | Tulsa, Okla.

Freshman wide receiver looking to find some time with the UCO Bronchos ... Is athletic and physical ... Can make a play with the ball in his hands.
High School: Prep standout at Holland Hall High School ... Won two state championships in 2020 & 2021 and both came at UCO's Chad Richison Stadium.

Tylor McCarthy
TE
Freshman | Tuttle, Okla.

Freshman tight end looking to find some reps with the Bronchos ... Will be one of the tallest on the field at 6-foot-7 and can use that frame to his advantage.
High School: Prep standout at Tuttle High School ... Earned postseason accolades including Tight End of the Year ... Played for a state championship at UCO's Chad Richison Stadium in 2021 ... Also played basketball and golf.
Personal: Graphic Design major ... Lists the Yankees, Thunder and Cowboys as his favorite pro sports teams ... Birthdate is Aug. 14, 2003.

Mason Mitchell
OL
Freshman | Palestine, Texas

Freshman offensive lineman ready to work for a spot on the front lines at UCO ... Talented and athletic big man will be a force up front ... Has good technique and is hard to get around.
High School: Prep standout at Palestine High School in Texas ... Earned All-Pine honors following standout senior season.
Personal: Birthdate is Feb. 8, 2004.

Cooper Kyler
K
Freshman | Pawhuska, Okla.

Freshman kicker looking to find his way on the field at Central ... Strong leg and can pin the ball all over the field.
High School: Prep standout at Pawhuska High School ... Played baseball, basketball, track & field and cross country.
Personal: Kinesiology major ... Birthdate is Sept. 12, 2003.

Joe Overstreet
WR
Freshman | Hominy, Okla.

Freshman wide receiver with good size and speed ... Will fit right in with Central's offense ... Good hands and solid routes.
High School: Prep standout at Hominy High School ... Earned All-State honors ... Also ran track.

Jalik Lewis
DB
Freshman | Denison, Texas

Freshman defensive back looking to get on the field early at UCO ... Has good size for a freshman ... Big skillset ... Can play multiple positions.
High School: Prep standout at Denison High School ... Four-time All-District selection and two-time All-Texoma honoree.
Personal: Kinesiology major ... Lists the Green Bay Packers as his favorite pro team ... Calls Coach Carter his favorite sports movie ... Birthdate is June 9, 2003.

Walker Peck
OL
Freshman | Norman, Okla.

Freshman offensive lineman looking to get into the mix with the Bronchos ... Talented and athletic big man that can move defenders ... Is a solid blocker and hard to get around.
High School: Prep standout at Norman North High School ... Earned All-District and All-State honors ... Also wrestled.
Personal: Biomedical Engineering major ... Enjoys art, music and relaxing ... Played hockey in junior high ... Birthdate is March 10, 2004.

Player Profiles: Freshmen

Darrian Perry LS

Freshman | Broken Arrow, Okla.

Freshman looking solidify a specialist position at long snapper for the Bronchos ... Smart player with strong work ethic.

High School: Prep standout at Broken Arrow High School ... Won state title as a freshman.

Personal: Computer Science major ... Lists the Minnesota Vikings as his favorite sports team ... Birthdate is Sept. 9, 2003.

Jack Puckett LB

Freshman | Bixby, Okla.

Freshman linebacker ready to compete at the next level ... Strong and physical player that can find the ball and make a play ... Is good in coverage and can shut down the run game.

High School: Won four state championships at Bixby High School, including the last two at UCO's Chad Richison Stadium ... Also competed in wrestling and was a two-time state qualifier ... Earned All-State honors and was named Defensive Player of the Year by The Oklahoman at the Jim Thorpe Banquet.

Personal: Accounting major ... Lists the Tampa Bay Buccaneers as his top pro sports team ... Enjoys going to the lake and hunting ... Birthdate is Dec. 12, 2003.

Jamori Ray DB

Freshman | Tulsa, Okla.

Freshman defensive back looking to compete for time early at UCO ... Talented and athletic with good hands and speed.

High School: Prep standout at Tulsa Union High School ... Earned All-District honors following standout senior season ... Played for the state title at UCO's Chad Richison Stadium.

Jalen Reed WR

Freshman | Ardmore, Okla.

Freshman wide receiver ready to fight for reps on the field at UCO ... Talented youngster with good route running abilities and speed to get away.

High School: Prep standout at Ardmore High School ... Named District Wide Receiver of the Year following senior season.

Antonio Smith Jr. RR

Freshman | Tulsa, Okla.

Freshman running back with a lot of athleticism looking to find some reps at UCO ... Has a lot of speed and agility ... Can outrun defenders or make them miss entirely.

High School: Prep standout at Tulsa Union High School ... Was named to The Oklahoman's Super 30 list before his senior season ... Led Tulsa Union to the state championship game and played for the title at UCO's Chad Richison Stadium.

Personal: Birthdate is Sept. 30, 2003.

Zacary Stilwell DL

Freshman | Yukon, Okla.

Freshman defensive lineman looking to find his way into playing time at UCO ... Adds depth to the deepest position at Central ... Is a strong, physical defender that knows how to work through the line.

High School: Prep standout at Yukon High School ... Totaled nearly 200 tackles and made 19 sacks ... Was a state qualifier in wrestling his senior season.

Personal: Kinesiology major ... Brother (Tyler) was a two-time All-MIAA selection at UCO ... Birthdate is Nov. 3, 2003.

Reece Trammell OL

Freshman | Mustang, Okla.

Freshman offensive lineman looking to work his way onto the field at UCO ... Big frame is a strong blocker ... Can help in pass protection and can pave the way in the run game.

High School: Prep standout at Mustang High School.

Personal: Birthdate is Nov. 22, 2003.

Cooper Wilcox QB

Freshman | Greenbriar, Ark.

Freshman quarterback ready to start working to get on the field at UCO ... Dual threat capabilities ... Strong arm and quick legs ... Smart QB knows how to run the offense.

High School: Prep standout at Greenbriar High School in Arkansas ... Threw for 2,100 yards and 25 touchdowns as a senior and added 900-plus rushing yards and 19 more touchdowns on the ground ... Earned All-State honors.

Personal: Birthdate is March 13, 2004.

Player Profiles: Freshmen

Kevion Williams
WR
Freshman | Oklahoma City

Freshman wide receiver looking to find a role with the Broncos ... Talented athlete that can make a play ... Good hands and dangerous after the catch.
High School: Prep standout at Westmoore High School ... Named Track & Field Athlete of the Year after setting state record, winning state 400-meter title, and leading school to Class 6A team title.
Personal: Birthdate is June 13, 2004.

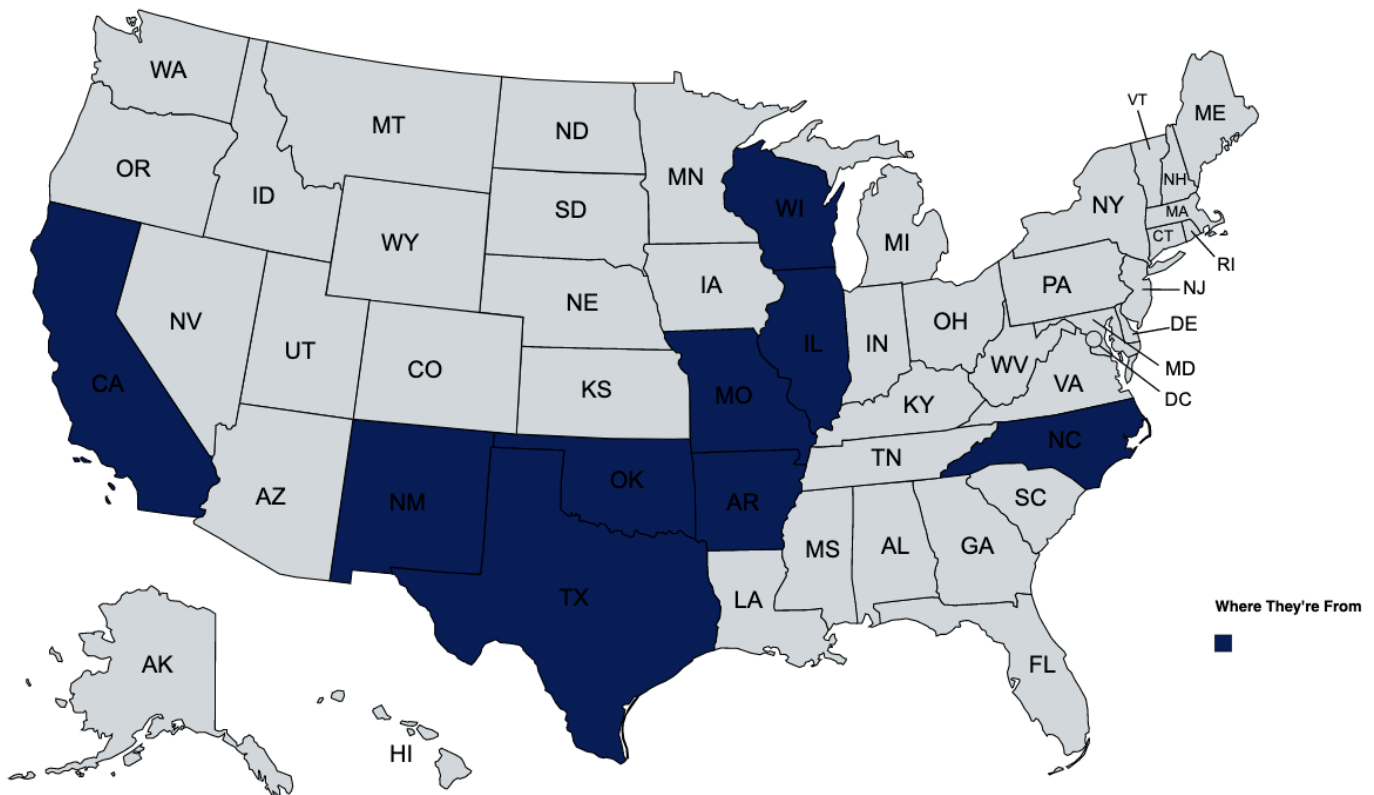
Gavin Wilson
OL
Freshman | Oklahoma City

Freshman offensive line ready to get to work up front ... Big man with good blocking ability adds depth to the position for the Broncos.
High School: Prep standout at Heritage Hall High School in Oklahoma City ... Won a state title in 2018 ... Also competed in wrestling, track and tennis.
Personal: Computer Science major ... Birthdate is April 10, 2003.

Mike Williams
WR
Freshman | Lawton, Okla.

Freshman wide receiver working to find a spot in the rotation at UCO ... Talented youngster with good athletic ability ready to make an impact.
High School: Prep standout at Lawton MacArthur High School.
Personal: Birthdate is Sept. 20, 2002.

Where They're From ...





2021 Game-by-Game Recap

Week 1

CENTRAL OKLAHOMA 24, MISSOURI WESTERN 20

Scoring Summary report
Missouri Western vs Central Okla. (Sep 02, 2021)
Missouri Western (0-1, 0-1) vs Central Okla. (1-0, 1-0)

Date: Sep 02, 2021
Site: Edmond,
Stadium: Wantland Stadium
Attendance: 5428

SCORE BY QUARTERS

Team	1st	2nd	3rd	4th	Total
Missouri Western	0	7	7	6	20
Central Okla.	10	14	0	0	24

SCORING SUMMARY

Qtr	Time	Scoring Play	V-H
1st	08:26	UCO - #33 P.Scott 12 yd rush (#34 A.Quevedo kick), 10-65, 04:47	0-7
1st	05:36	UCO - #34 A.Quevedo 36 yd FG, 4-6, 01:21	0-10
2nd	12:09	MWS - #37 B.Hall 41 yd rush (#35 T.Kopcho kick), 1-41, 00:12	7-10
2nd	10:15	UCO - #2 S.Brown 45 yd rush (#34 A.Quevedo kick), 4-65, 01:54	7-17
2nd	03:34	UCO - #1 M.King 30 yd pass from #2 S.Brown (#34 A.Quevedo kick), 7-80, 02:54	7-24
3rd	02:05	MWS - #10 S.Lawson Jr 1 yd rush (#35 T.Kopcho kick), 14-96, 05:46	14-24
4th	13:26	MWS - #22 B.Cobbins 3 yd rush (#35 T.Kopcho kick missed), 4-58, 13:26	20-24

TIME DETAILS

Kickoff time: 07:02 PM
End of Game: 10:15 PM
Total elapsed: 03:13

OFFICIALS

Referee: Brian Stelzer
Umpire: Troy Holstetter
Linesman: Bill Garraway
Line Judge: Klee Sellers
Back Judge: Michael Tart
Field Judge: Josh Hewitt
Side Judge: Braxton Nicks
Center Judge: John Dostal

WEATHER

Weather: Sunny
Wind: South 15 mph

Week 2

EMPORIA STATE 31, CENTRAL OKLAHOMA 21

Scoring Summary report
Central Okla. vs Emporia St. (Sep 11, 2021)
Central Okla. (1-1, 1-1) vs Emporia St. (2-0, 2-0)

Date: Sep 11, 2021
Site: Emporia, Kansas
Stadium: Jones Field at Welch Stadium
Attendance: 5631

SCORE BY QUARTERS

Team	1st	2nd	3rd	4th	Total
Central Okla.	7	0	7	7	21
Emporia St.	7	7	7	10	31

SCORING SUMMARY

Qtr	Time	Scoring Play	V-H
1st	08:03	UCO - #2 S.Brown 20 yd rush (#34 A.Quevedo kick), 5-64, 02:29	7-0
1st	02:04	ESU - #81 D.Swinhart 8 yd pass from #10 B.Gleason (#16 S.Dobbins kick), 7-58, 01:51	7-7
2nd	11:14	ESU - #49 T.Zimmerman 10 yd pass from #10 B.Gleason (#16 S.Dobbins kick), 6-85, 01:39	7-14
3rd	09:07	ESU - #15 B.Ross Jr. 2 yd rush (#16 S.Dobbins kick), 8-65, 02:24	7-21
3rd	03:15	UCO - #1 M.King 5 yd rush (#34 A.Quevedo kick), 2-6, 00:41	14-21
4th	12:59	UCO - #20 J.Gardner 19 yd rush (#34 A.Quevedo kick), 9-63, 03:43	21-21
4th	07:50	ESU - #16 S.Dobbins 15 yd FG, 5-52, 02:06	21-24
4th	03:59	ESU - #5 D.Cowan 9 yd pass from #10 B.Gleason (#16 S.Dobbins kick), 8-67, 03:01	21-31

TIME DETAILS

Kickoff time: 06:59 PM
End of Game: 10:03 PM
Total elapsed: 03:04

OFFICIALS

Referee: James Brookhart
Umpire: Maru Preston
Linesman: Heath Roberts
Line Judge: David Burge
Back Judge: Michael Mearns
Field Judge: Ryan Pinkall
Side Judge: Shawn Norman
Center Judge: Armando Espinoza

WEATHER

Weather: Sunny 89 F
Wind: South 12 mph

Team Statistics report
Missouri Western vs Central Okla. (Sep 02, 2021)

Date: Sep 02, 2021
Site: Edmond,
Stadium: Wantland Stadium
Attendance: 5428

FULL GAME	MWS	UCO
FIRST DOWNS	13	18
Rushing	5	8
Passing	7	9
Penalty	1	1
NET YARDS RUSHING	141	194
Rushing Attempts	32	42
Average Per Rush	4.4	4.6
Rushing Touchdowns	3	2
Yards Gained Rushing	156	226
Yards Lost Rushing	15	32
NET YARDS PASSING	197	189
Completions-Attempts-Int	16-33-1	17-27-0
Average Per Attempt	6.0	7.0
Average Per Completion	12.3	11.1
Passing Touchdowns	0	1
TOTAL OFFENSE YARDS	338	383
Total offense plays	65	69
Average Gain Per Play	5.2	5.6
Fumbles: Number-Lost	3-1	2-0
Penalties: Number-Yards	6-65	6-75
PUNTS-YARDS	6-256	7-237
Average Yards Per Punt	42.7	33.9
Net Yards Per Punt	36	25.6
Inside 20	1	0
50+ Yards	1	0
Touchbacks	2	0
Fair catch	2	0
KICKOFF-YARDS	4-229	5-311
Average Yards Per Kickoff	57.2	62.2
Net Yards Per Kickoff	37.8	41
Touchbacks	0	2
Fair Catch Yards	0	0
Punt returns: Number-Yards-TD	3-58-0	1-0-0
Average Per Return	19.3	0.0
Kickoff returns: Number-Yds-TD	2-35-0	2-45-0
Average Per Return	17.5	22.5
Interceptions: Number-Yds-TD	0-0-0	1-12-0
Fumble Returns: Number-Yds-TD	0-0-0	0-0-0
Miscellaneous Yards	0	0
Possession Time	27:22	32:38
1st Quarter	07:04	07:56
2nd Quarter	06:25	08:35
3rd Quarter	06:35	06:25
4th Quarter	05:18	09:42
Third-Down Conversions	4-15	5-16
Fourth-Down Conversions	2-4	1-1
Red-Zone Scores-Chances	2-3	2-4
Touchdowns	2-3	1-4
Field goals	0-3	1-4
Sacks By: Number-Yards	0-0	1-9
PAT Kicks	2-3	3-3
Field Goals	0-1	1-2
Points off Turnover	0	3

Team Statistics report
Central Okla. vs Emporia St. (Sep 11, 2021)

Date: Sep 11, 2021
Site: Emporia, Kansas
Stadium: Jones Field at Welch Stadium
Attendance: 5631

FULL GAME	UCO	ESU
FIRST DOWNS	13	18
Rushing	6	4
Passing	7	12
Penalty	0	2
NET YARDS RUSHING	68	101
Rushing Attempts	33	30
Average Per Rush	2.1	4.4
Rushing Touchdowns	3	1
Yards Gained Rushing	129	150
Yards Lost Rushing	61	19
NET YARDS PASSING	180	280
Completions-Attempts-Int	16-37-1	28-42-0
Average Per Attempt	4.9	6.7
Average Per Completion	11.2	10.0
Passing Touchdowns	0	3
TOTAL OFFENSE YARDS	248	411
Total offense plays	70	72
Average Gain Per Play	3.5	5.7
Fumbles: Number-Lost	1-0	1-1
Penalties: Number-Yards	3-30	1-10
PUNTS-YARDS	11-427	9-383
Average Yards Per Punt	38.8	42.6
Net Yards Per Punt	38.6	38.9
Inside 20	4	2
50+ Yards	0	1
Touchbacks	0	1
Fair catch	8	0
KICKOFF-YARDS	4-254	6-374
Average Yards Per Kickoff	63.5	62.3
Net Yards Per Kickoff	40.5	43.5
Touchbacks	2	3
Fair Catch Yards	0	23
Punt returns: Number-Yards-TD	4-13-0	1-2-0
Average Per Return	3.2	2.0
Kickoff returns: Number-Yds-TD	2-15-0	2-42-0
Average Per Return	7.5	21.0
Interceptions: Number-Yds-TD	0-0-0	1-3-0
Fumble Returns: Number-Yds-TD	0-0-0	0-0-0
Miscellaneous Yards	0	0
Possession Time	30:56	29:04
1st Quarter	09:51	05:09
2nd Quarter	07:24	07:36
3rd Quarter	08:09	06:51
4th Quarter	05:32	09:28
Third-Down Conversions	4-17	5-16
Fourth-Down Conversions	0-1	0-0
Red-Zone Scores-Chances	3-3	5-5
Touchdowns	3-3	4-5
Field goals	0-3	1-5
Sacks By: Number-Yards	2-7	7-50
PAT Kicks	3-3	4-4
Field Goals	0-0	1-1
Points off Turnover	7	0

POWERED BY genius sports

POWERED BY genius sports

2021 Game-by-Game Recap

Week 3

MISSOURI SOUTHERN 14, CENTRAL OKLAHOMA 10



Scoring Summary report
Mo. Southern St. vs Central Okla. (Sep 18, 2021)
Mo. Southern St. (1-2, 1-2) vs Central Okla. (1-2, 1-2)

Date: Sep 18, 2021
Site: Edmond, Oklahoma
Stadium: Wantland Stadium
Attendance: 2102

SCORE BY QUARTERS

Team	1st	2nd	3rd	4th	Total
Mo. Southern St.	7	0	0	7	14
Central Okla.	0	10	0	0	10

SCORING SUMMARY

Qtr	Time	Scoring Play	V-H
1st	08:35	MSS - #7 D. Bolden 27 yd interception return (#58 N. Williams kick), 01:15	7-0
2nd	08:44	UCO - #21 T. Pawley 19 yd rush (#34 A. Quevedo kick), 17-92, 10:07	7-7
2nd	00:10	UCO - #34 A. Quevedo 26 yd FG, 7-17, 02:46	7-10
4th	00:41	MSS - #1 B. Boyd 54 yd pass from #12 D. Herf (#58 N. Williams kick), 7:72, 02:09	14-10

TIME DETAILS

Kickoff time: 07:00 PM
End of Game: 09:32 PM
Total elapsed: 02:31

OFFICIALS

Referee: Dwight Neibling
Umpire: Gavin Darz
Linesman: Troy Davis
Line judge: Jeremy Deringer
Back judge: Tyus Heinrich
Field judge: Brandon Friesen
Side judge: Jake Wolf
Center judge: Justin Denning

WEATHER

Weather: Sunny 90 F



Team Statistics report
Mo. Southern St. vs Central Okla. (Sep 18, 2021)

Date: Sep 18, 2021
Site: Edmond, Oklahoma
Stadium: Wantland Stadium
Attendance: 2102

FULL GAME	MSS	UCO
FIRST DOWNS	10	16
Rushing	4	13
Passing	6	3
Penalty	0	0
NET YARDS RUSHING	115	194
Rushing Attempts	31	45
Average Per Rush	3.7	4.3
Rushing Touchdowns	0	1
Yards Gained Rushing	145	209
Yards Lost Rushing	30	15
NET YARDS PASSING	163	71
Completions-Attempts-Int	9-20-0	16-21-2
Average Per Attempt	8.2	3.4
Average Per Completion	18.1	4.4
Passing Touchdowns	1	0
TOTAL OFFENSE YARDS	278	265
Total offense plays	51	66
Average Gain Per Play	5.5	4.0
Fumbles: Number-Lost	1-1	1-1
Penalties: Number-Yards	7-55	5-40
PUNTS-YARDS	5-167	6-199
Average Yards Per Punt	37.4	33.2
Net Yards Per Punt	35.8	33.2
Inside 20	2	1
50+ Yards	0	0
Touchbacks	0	0
Fair catch	3	5
KICKOFF-YARDS	3-130	3-130
Average Yards Per Kickoff	43.3	43.3
Net Yards Per Kickoff	37	36.7
Touchbacks	0	2
Fair Catch Yards	0	0
Punt returns: Number-Yards-TD	0-0-0	1-8-0
Average Per Return	0.0	8.0
Kickoff returns: Number-Yds-TD	0-0-0	3-19-0
Average Per Return	0.0	6.3
Interceptions: Number-Yds-TD	2-32-1	0-0-0
Fumble Returns: Number-Yds-TD	1-0-0	1-0-0
Miscellaneous Yards	0	0
Possession Time	22:23	37:37
1st Quarter	07:42	07:18
2nd Quarter	02:49	12:11
3rd Quarter	03:37	11:23
4th Quarter	08:15	06:45
Third-Down Conversions	3-12	5-15
Fourth-Down Conversions	1-1	1-1
Red-Zone Scores-Chances	0-2	2-3
Touchdowns	0-2	1-3
Field goals	0-2	1-3
Sacks By: Number-Yards	2-7	2-12
PAT Kicks	2-2	1-1
Field Goals	0-2	1-1
Points off Turnover	7	3

POWERED BY genius sports

Week 4

NORTHWEST MISSOURI 38 CENTRAL OKLAHOMA 0



Scoring Summary report
Central Okla. vs Northwest Mo. St. (Sep 25, 2021)
Central Okla. (1-3, 1-3) vs Northwest Mo. St. (3-0, 3-0)

Date: Sep 25, 2021
Site: Maryville, Missouri
Stadium: Bearcat Stadium
Attendance: 8531

SCORE BY QUARTERS

Team	1st	2nd	3rd	4th	Total
Central Okla.	0	0	0	0	0
Northwest Mo. St.	0	14	10	14	38

SCORING SUMMARY

Qtr	Time	Scoring Play	V-H
2nd	02:24	NWM - #9 M. Hohensee 1 yd rush (#84 C. Lammel kick), 8-51, 03:59	0-7
2nd	00:00	NWM - #85 A. Tatum 44 yd pass from #9 M. Hohensee (#84 C. Lammel kick), 6-61, 01:30	0-14
3rd	07:35	NWM - #84 C. Lammel 42 yd FG, 16-57, 07:21	0-17
3rd	03:47	NWM - #2 A. McKeller 15 yd rush (#84 C. Lammel kick), 6-69, 01:59	0-24
4th	11:01	NWM - #85 A. Tatum 28 yd pass from #9 M. Hohensee (#84 C. Lammel kick), 10-86, 04:50	0-31
4th	07:19	NWM - #5 D. Green 65 yd pass from #3 J. Krause (#84 C. Lammel kick), 3-65, 01:02	0-38

TIME DETAILS

Kickoff time: 01:30 PM
End of Game: 04:22 PM
Total elapsed: 02:51

OFFICIALS

Referee: John Adams
Umpire: Jeff Bader
Linesman: Ben Terpenney
Line judge: Dee Barnett
Back judge: Brett Cahill
Field judge: Nick Marshall
Side judge: Thomas Price
Center judge: Scott Kefler

WEATHER

Weather: Sunny



Team Statistics report
Central Okla. vs Northwest Mo. St. (Sep 25, 2021)

Date: Sep 25, 2021
Site: Maryville, Missouri
Stadium: Bearcat Stadium
Attendance: 8531

FULL GAME	UCO	NWM
FIRST DOWNS	8	28
Rushing	1	14
Passing	7	12
Penalty	0	2
NET YARDS RUSHING	-23	211
Rushing Attempts	14	51
Average Per Rush	-2.0	4.1
Rushing Touchdowns	0	2
Yards Gained Rushing	15	243
Yards Lost Rushing	43	32
NET YARDS PASSING	150	316
Completions-Attempts-Int	16-28-1	19-29-1
Average Per Attempt	5.4	10.9
Average Per Completion	9.4	18.6
Passing Touchdowns	0	3
TOTAL OFFENSE YARDS	122	527
Total offense plays	42	80
Average Gain Per Play	2.9	6.6
Fumbles: Number-Lost	1-0	0-0
Penalties: Number-Yards	5-54	5-35
PUNTS-YARDS	7-263	1-35
Average Yards Per Punt	37.6	35.0
Net Yards Per Punt	37.1	25
Inside 20	2	0
50+ Yards	0	0
Touchbacks	0	0
Fair catch	4	0
KICKOFF-YARDS	1-65	6-352
Average Yards Per Kickoff	65.0	58.7
Net Yards Per Kickoff	46	42
Touchbacks	0	0
Fair Catch Yards	0	0
Punt returns: Number-Yards-TD	1-10-0	1-3-0
Average Per Return	10.0	3.0
Kickoff returns: Number-Yds-TD	6-100-0	1-19-0
Average Per Return	16.7	19.0
Interceptions: Number-Yds-TD	1-0-0	1-0-0
Fumble Returns: Number-Yds-TD	0-0-0	0-0-0
Miscellaneous Yards	0	0
Possession Time	21:27	38:33
1st Quarter	05:18	09:42
2nd Quarter	03:58	11:02
3rd Quarter	04:45	10:15
4th Quarter	07:26	07:34
Third-Down Conversions	3-11	14-18
Fourth-Down Conversions	0-0	0-0
Red-Zone Scores-Chances	0-1	3-5
Touchdowns	0-1	2-5
Field goals	0-1	1-5
Sacks By: Number-Yards	3-20	4-32
PAT Kicks	0-0	5-5
Field Goals	0-1	1-3
Points off Turnover	0	7

POWERED BY genius sports

2021 Game-by-Game Recap

Week 5

CENTRAL OKLAHOMA 69 LINCOLN 28

Scoring Summary report
Lincoln (MO) vs Central Okla. (Oct 02, 2021)
Lincoln (MO) (0-4, 0-4) vs Central Okla. (2-3, 2-3)

Date: Oct 02, 2021
Site: Edmond,
Stadium: Wantland Stadium
Attendance: 1234

SCORE BY QUARTERS

Team	1st	2nd	3rd	4th	Total
Lincoln (MO)	6	8	6	8	28
Central Okla.	21	13	28	7	69

SCORING SUMMARY

Qtr	Time	Scoring Play	V-H
1st	13:30	UCO - #2 S.Brown 2 yd rush (#34 A.Quevedo kick), 2-9, 00:39	0-7
1st	07:02	UCO - #2 S.Brown 1 yd rush (#34 A.Quevedo kick), 10-51, 05:04	0-14
1st	06:02	LUM - #14 W.Ausmer 65 yd pass from #10 Z.Brake (#18 C.Winkler kick blocked), 3-75, 01:00	6-14
1st	03:44	UCO - #21 T.Pawley 4 yd rush (#34 A.Quevedo kick), 5-75, 02:18	6-21
2nd	14:32	UCO - #38 K.Andrew 12 yd pass from #18 K.Calhoon (#34 A.Quevedo kick), 6-55, 02:36	6-28
2nd	12:30	LUM - #33 M.Franklin 55 yd rush (#11 T.Hicks rush), 6-75, 02:02	14-28
2nd	08:50	UCO - #34 A.Quevedo 26 yd FG, 8-50, 03:31	14-31
2nd	01:02	UCO - #34 A.Quevedo 45 yd FG, 8-35, 02:42	14-34
3rd	13:07	UCO - #20 J.Gardner 25 yd rush (#34 A.Quevedo kick), 4-60, 01:48	14-41
3rd	09:33	UCO - #1 M.King 57 yd pass from #10 Z.Brake (#34 A.Quevedo kick), 4-75, 01:46	14-48
3rd	08:51	LUM - #81 A.Ealy 74 yd pass from #10 Z.Brake (#18 C.Winkler kick blocked), 2-75, 00:42	20-48
3rd	07:19	UCO - #33 P.Scott 8 yd rush (#34 A.Quevedo kick), 4-60, 01:25	20-55
3rd	00:40	UCO - #2 S.Brown 1 yd rush (#34 A.Quevedo kick), 10-51, 05:23	20-62
4th	12:24	LUM - #11 T.Hicks 1 yd rush (#14 W.Ausmer pass from #10 Z.Brake), 8-75, 03:36	28-62
4th	04:40	UCO - #47 D.Parker 1 yd rush (#36 N.Quevedo kick), 13-51, 07:14	28-69

TIME DETAILS

Kickoff time: 01:59 PM
End of Game: 05:18 PM
Total elapsed: 03:19

OFFICIALS

Referee: Kyle Sommer
Umpire: Keith Kinley
Linesman: Brian Hyatt
Line Judge: Jake Osgood
Back Judge: Ben Schmitt
Field Judge: Shawn Norman

Team Statistics report
Lincoln (MO) vs Central Okla. (Oct 02, 2021)

Date: Oct 02, 2021
Site: Edmond,
Stadium: Wantland Stadium
Attendance: 1234

FULL GAME	LUM	UCO
FIRST DOWNS	18	28
Rushing	11	16
Passing	4	10
Penalty	3	2
NET YARDS RUSHING	236	339
Rushing Attempts	32	55
Average Per Rush	7.4	6.2
Rushing Touchdowns	2	7
Yards Gained Rushing	246	343
Yards Lost Rushing	10	4
NET YARDS PASSING	181	251
Completions-Attempts-Int	11-23-0	16-21-0
Average Per Attempt	7.9	12.0
Average Per Completion	16.5	15.7
Passing Touchdowns	2	2
TOTAL OFFENSE YARDS	417	590
Total offense plays	55	76
Average Gain Per Play	7.6	7.8
Fumbles: Number-Lost	2-1	0-0
Penalties: Number-Yards	8-57	6-55
PUNTS-YARDS	5-160	0-0
Average Yards Per Punt	32.0	0.0
Net Yards Per Punt	32.4	0
Inside 20	0	0
50+ Yards	0	0
Touchbacks	0	0
Fair catch	1	0
KICKOFF-YARDS	5-222	12-743
Average Yards Per Kickoff	44.4	61.9
Net Yards Per Kickoff	26	40.8
Touchbacks	0	6
Fair Catch Yards	0	10
Punt returns: Number-Yards-TD	0-0-0	1-2-0
Average Per Return	0.0	-2.0
Kickoff returns: Number-Yds-TD	4-59-0	4-62-0
Average Per Return	14.8	23.0
Interceptions: Number-Yds-TD	0-0-0	0-0-0
Fumble Returns: Number-Yds-TD	0-0-0	0-0-0
Miscellaneous Yards	0	0
Possession Time	22:23	37:37
1st Quarter	04:51	10:09
2nd Quarter	06:00	09:00
3rd Quarter	04:26	10:24
4th Quarter	07:06	07:54
Third-Down Conversions	2-9	6-9
Fourth-Down Conversions	0-2	0-1
Red-Zone Scores-Chances	1-1	8-8
Touchdowns	1-1	7-8
Field goals	0-1	1-8
Sacks By: Number-Yards	0-0	1-3
PAT Kicks	0-2	9-9
Field Goals	0-0	2-2
Points off Turnover	0	3

POWERED BY genius sports

Week 6

CENTRAL OKLAHOMA 49 NORTHEASTERN STATE 9

Scoring Summary report
Central Okla. vs Northeastern St. (Oct 08, 2021)
Central Okla. (3-3, 3-3) vs Northeastern St. (2-4, 2-4)

Date: Oct 08, 2021
Site: Tahlequah, Oklahoma
Stadium: Doc Wadley Stadium
Attendance: 2652

SCORE BY QUARTERS

Team	1st	2nd	3rd	4th	Total
Central Okla.	7	21	14	7	49
Northeastern St.	3	6	0	0	9

SCORING SUMMARY

Qtr	Time	Scoring Play	V-H
1st	10:06	UCO - #2 S.Brown 1 yd rush (#36 N.Quevedo kick), 5-76, 02:34	7-0
1st	03:06	NSU - #81 T.Crawford 26 yd FG, 8-32, 03:22	7-3
2nd	12:59	UCO - #20 J.Gardner 4 yd rush (#36 N.Quevedo kick), 12-76, 05:00	14-3
2nd	10:09	UCO - #33 P.Scott 1 yd rush (#36 N.Quevedo kick), 3-14, 01:09	21-3
2nd	08:57	UCO - #10 D.Buchheit 37 yd interception return (#36 N.Quevedo kick), 01-12	28-3
2nd	00:24	NSU - #17 M.Wheeland 20 yd pass from #12 G.Elsick (#81 T.Crawford kick missed), 6-70, 00:37	28-9
3rd	09:41	UCO - #2 S.Brown 12 yd rush (#36 N.Quevedo kick), 6-53, 02:59	35-9
3rd	03:47	UCO - #38 K.Andrew 5 yd pass from #18 K.Calhoon (#36 N.Quevedo kick), 7-76, 03:59	42-9
4th	13:30	UCO - #21 T.Pawley 1 yd rush (#36 N.Quevedo kick), 8-48, 03:14	49-9

TIME DETAILS

Kickoff time: 07:00 PM
End of Game: 09:54 PM
Total elapsed: 02:54

OFFICIALS

Referee: Brian Stelzer
Umpire: Troy Hofstetter
Linesman: Bill Gannaway
Line Judge: Daniel Funk
Back Judge: Michael Tart
Field Judge: Joshua Hewitt
Side Judge: Braxton Nickle
Center Judge: Mark Sisco

WEATHER

Weather: Sunny

Team Statistics report
Central Okla. vs Northeastern St. (Oct 08, 2021)

Date: Oct 08, 2021
Site: Tahlequah, Oklahoma
Stadium: Doc Wadley Stadium
Attendance: 2652

FULL GAME	UCO	NSU
FIRST DOWNS	23	15
Rushing	13	2
Passing	8	11
Penalty	2	2
NET YARDS RUSHING	243	39
Rushing Attempts	40	23
Average Per Rush	6.1	1.7
Rushing Touchdowns	5	0
Yards Gained Rushing	250	61
Yards Lost Rushing	7	22
NET YARDS PASSING	172	186
Completions-Attempts-Int	19-28-0	20-38-2
Average Per Attempt	6.1	4.9
Average Per Completion	9.1	9.3
Passing Touchdowns	1	1
TOTAL OFFENSE YARDS	415	225
Total offense plays	68	61
Average Gain Per Play	6.1	3.7
Fumbles: Number-Lost	1-0	2-0
Penalties: Number-Yards	5-55	7-62
PUNTS-YARDS	4-157	8-322
Average Yards Per Punt	39.2	40.2
Net Yards Per Punt	34.2	33.1
Inside 20	1	2
50+ Yards	0	1
Touchbacks	1	0
Fair catch	1	1
KICKOFF-YARDS	8-510	3-164
Average Yards Per Kickoff	63.8	54.7
Net Yards Per Kickoff	42.9	36
Touchbacks	4	1
Fair Catch Yards	23	0
Punt returns: Number-Yards-TD	6-57-0	0-0-0
Average Per Return	9.5	0.0
Kickoff returns: Number-Yds-TD	2-31-0	2-12-0
Average Per Return	15.5	6.0
Interceptions: Number-Yds-TD	2-37-1	0-0-0
Fumble Returns: Number-Yds-TD	0-0-0	0-0-0
Miscellaneous Yards	0	0
Possession Time	31:43	27:38
1st Quarter	07:05	07:55
2nd Quarter	09:19	05:27
3rd Quarter	09:44	05:04
4th Quarter	05:35	09:12
Third-Down Conversions	5-10	5-15
Fourth-Down Conversions	1-1	0-0
Red-Zone Scores-Chances	6-6	2-2
Touchdowns	6-6	1-2
Field goals	0-6	1-2
Sacks By: Number-Yards	2-9	2-5
PAT Kicks	7-7	0-1
Field Goals	0-0	1-1
Points off Turnover	7	0

POWERED BY genius sports

2021 Game-by-Game Recap

Week 7

CENTRAL OKLAHOMA 24 FORT HAYS STATE 14



Scoring Summary report
Central Okla. vs Fort Hays St. (Oct 16, 2021)
Central Okla. (4-3, 4-3) vs Fort Hays St. (3-4, 3-4)

Date: Oct 16, 2021
Site: Hays, Kansas
Stadium: Lewis Field
Attendance: 4217

SCORE BY QUARTERS

Team	1st	2nd	3rd	4th	Total
Central Okla.	7	3	7	7	24
Fort Hays St.	7	7	0	0	14

SCORING SUMMARY

Qtr	Time	Scoring Play	V-H
1st	11:41	FHS - #17 V. Walters 10 yd rush (#98 F. Avila-Castro kick), 7-73, 03:13	0-7
1st	10:48	UCO - #1 M. King 59 yd pass from #18 K. Calhoun (#96 N. Quevedo kick), 3-72, 00:47	7-7
2nd	04:45	UCO - #96 N. Quevedo 22 yd FG, 14-84, 06:00	10-7
2nd	00:04	FHS - #88 H. Budke 11 yd pass from #14 C. Fuller (#98 F. Avila-Castro kick), 5-61, 00:43	10-14
3rd	07:01	UCO - #85 D. McGee 20 yd pass from #18 K. Calhoun (#96 N. Quevedo kick), 4-59, 02:13	17-14
4th	12:25	UCO - #2 S. Brown 5 yd rush (#96 N. Quevedo kick), 11-93, 05:52	24-14

TIME DETAILS

Kickoff time: 07:01 PM
End of Game: 09:51 PM
Total elapsed: 02:50

OFFICIALS

Referee: Craig Helser
Umpire: Manu Preston
Linesman: Matthew Barth
Line Judge: Phil Lombardi
Back Judge: Travis Huffman
Field Judge: Casey Fattley
Side Judge: Jason Boswell
Center Judge: Philip Kirgan

WEATHER

Weather: Sunny 69 F
Wind: South East 5 mph



Team Statistics report
Central Okla. vs Fort Hays St. (Oct 16, 2021)

Date: Oct 16, 2021
Site: Hays, Kansas
Stadium: Lewis Field
Attendance: 4217

FULL GAME	UCO	FHS
FIRST DOWNS	20	21
Rushing	9	8
Passing	11	11
Penalty	0	2
NET YARDS RUSHING	193	112
Rushing Attempts	38	26
Average Per Rush	5.1	4.3
Rushing Touchdowns	1	1
Yards Gained Rushing	202	141
Yards Lost Rushing	9	29
NET YARDS PASSING	229	235
Completions-Attempts-Int	17-29-0	19-36-0
Average Per Attempt	7.9	6.5
Average Per Completion	13.5	12.4
Passing Touchdowns	2	1
TOTAL OFFENSE YARDS	422	347
Total offense plays	67	62
Average Gain Per Play	6.3	5.6
Fumbles: Number-Lost	0-0	1-1
Penalties: Number-Yards	8-70	2-20
PUNTS-YARDS	5-143	5-167
Average Yards Per Punt	28.6	33.4
Net Yards Per Punt	25.8	33.4
Inside 20	1	1
50+ Yards	0	0
Touchbacks	0	0
Fair catch	3	2
KICKOFF-YARDS	5-282	3-154
Average Yards Per Kickoff	56.4	51.3
Net Yards Per Kickoff	39.6	38
Touchbacks	0	0
Fair Catch Yards	0	0
Punt returns: Number-Yards-TD	0-0-0	1-14-0
Average Per Return	0.0	14.0
Kickoff returns: Number-Yds-TD	3-40-0	5-84-0
Average Per Return	13.3	16.8
Interceptions: Number-Yds-TD	0-0-0	0-0-0
Fumble Returns: Number-Yds-TD	0-0-0	0-0-0
Miscellaneous Yards	0	0
Possession Time	32:53	27:07
1st Quarter	07:37	07:23
2nd Quarter	06:35	08:25
3rd Quarter	09:32	05:28
4th Quarter	09:09	05:51
Third-Down Conversions	9-15	6-14
Fourth-Down Conversions	0-0	1-2
Red-Zone Scores-Chances	3-3	2-2
Touchdowns	2-3	2-2
Field goals	1-3	0-2
Sacks By: Number-Yards	3-27	0-0
PAT Kicks	3-3	2-2
Field Goals	1-1	0-1
Points off Turnover	0	0

Week 8

WASHBURN 29 CENTRAL OKLAHOMA 17



Scoring Summary report
Washburn vs Central Okla. (Oct 23, 2021)
Washburn (6-2, 6-2) vs Central Okla. (4-4, 4-4)

Date: Oct 23, 2021
Site: Edmond, Oklahoma
Stadium: Chad Richison Stadium
Attendance: 5613

SCORE BY QUARTERS

Team	1st	2nd	3rd	4th	Total
Washburn	0	9	7	13	29
Central Okla.	7	0	0	10	17

SCORING SUMMARY

Qtr	Time	Scoring Play	V-H
1st	09:35	UCO - #1 M. King 56 yd pass from #18 K. Calhoun (#34 A. Quevedo kick), 3-78, 01:45	0-7
2nd	09:55	WSH - #34 Z. Willis 1 yd rush (#40 T. Brehm kick), 5-31, 02:25	7-7
2nd	00:09	WSH - SAFETY, 00:11	9-7
3rd	10:07	WSH - #2 P. Aftul 65 yd pass from #10 K. Simoncic (#40 T. Brehm kick), 6-80, 02:13	16-7
4th	06:08	UCO - #34 A. Quevedo 23 yd FG, 11-51, 04:57	16-10
4th	03:24	UCO - #20 J. Gardner 5 yd rush (#34 A. Quevedo kick), 2-25, 00:51	16-17
4th	03:10	WSH - #13 J. Lecher, Jr. 90 yd kickoff return (#13 J. Lecher, Jr. pass from #10 K. Simoncic failed), 00:00	22-17
4th	00:09	WSH - #58 B. Rose 75 yd fumble return (#40 T. Brehm kick), 03:01	29-17

TIME DETAILS

Kickoff time: 02:00 PM
End of Game: 05:00 PM
Total elapsed: 03:00

OFFICIALS

Referee: John Adams
Umpire: Jeff Bader
Linesman: Ben Tenpeny
Line Judge: Dee Barnett
Back Judge: Brett Cahill
Field Judge: Brandon Friesen
Side Judge: TL Price
Center Judge: Scott Keller

WEATHER

Weather: Sunny 75 F



Team Statistics report
Washburn vs Central Okla. (Oct 23, 2021)

Date: Oct 23, 2021
Site: Edmond, Oklahoma
Stadium: Chad Richison Stadium
Attendance: 5613

FULL GAME	WSH	UCO
FIRST DOWNS	18	22
Rushing	7	8
Passing	10	13
Penalty	1	1
NET YARDS RUSHING	124	107
Rushing Attempts	31	36
Average Per Rush	4.0	3.0
Rushing Touchdowns	1	1
Yards Gained Rushing	134	150
Yards Lost Rushing	10	43
NET YARDS PASSING	193	279
Completions-Attempts-Int	17-31-1	23-37-0
Average Per Attempt	6.2	7.5
Average Per Completion	11.4	12.1
Passing Touchdowns	1	1
TOTAL OFFENSE YARDS	317	386
Total offense plays	62	73
Average Gain Per Play	5.1	5.3
Fumbles: Number-Lost	0-0	4-2
Penalties: Number-Yards	5-45	5-50
PUNTS-YARDS	4-95	5-116
Average Yards Per Punt	23.8	23.2
Net Yards Per Punt	17.8	16
Inside 20	1	1
50+ Yards	1	0
Touchbacks	0	1
Fair catch	0	1
KICKOFF-YARDS	5-230	5-326
Average Yards Per Kickoff	46.0	65.2
Net Yards Per Kickoff	35.8	27
Touchbacks	3	2
Fair Catch Yards	0	0
Punt returns: Number-Yards-TD	2-16-0	2-24-0
Average Per Return	8.0	12.0
Kickoff returns: Number-Yds-TD	3-141-1	1-6-0
Average Per Return	47.0	6.0
Interceptions: Number-Yds-TD	0-0-0	1-0-0
Fumble Returns: Number-Yds-TD	1-75-1	0-0-0
Miscellaneous Yards	0	0
Possession Time	25:12	34:48
1st Quarter	07:05	07:55
2nd Quarter	07:24	07:36
3rd Quarter	06:22	08:38
4th Quarter	04:21	10:39
Third-Down Conversions	7-14	7-15
Fourth-Down Conversions	0-1	0-1
Red-Zone Scores-Chances	1-2	2-4
Touchdowns	1-2	2-4
Field goals	0-2	1-4
Sacks By: Number-Yards	3-16	1-7
PAT Kicks	3-3	2-2
Field Goals	0-0	1-1
Points off Turnover	7	0

2021 Game-by-Game Recap

Week 9

PITTSBURG STATE 26 CENTRAL OKLAHOMA 20

Central Okla. (4-5, 4-5) vs- Pittsburg State (7-2, 7-2)
10/30/2021 at Pittsburg, Kan. (Carnie Smith)

Date: 10/30/2021
Site: Pittsburg, Kan. (Carnie Smith)
Attendance: 7,558

Score By Quarters	1st	2nd	3rd	4th	Total
UCO	7	0	0	13	20
PSU	10	13	3	0	26

Scoring Summary

Qtr	Time	Scoring Play	UCO	PSU
1st	07:25	PSU - Garrison,Devon 16 yd pass from Sexton,Mak (Holmes,Cross kick) 7 plays, 79 yards, TOP 3:20	0	7
1st	02:24	PSU - Holmes,Cross 54 yd field goal 7 plays, 10 yards, TOP 2:12	0	10
1st	02:12	UCO - Moore,J. 75 yd pass from Calhoun,K. (Quevedo,A. kick) 1 plays, 75 yards, TOP 0:12	7	10
2nd	06:44	PSU - Holmes,Cross 25 yd field goal 7 plays, 55 yards, TOP 3:14	7	13
2nd	02:42	PSU - Adkins,Tyler 2 yd run (Holmes,Cross kick), 6 plays, 63 yards, TOP 2:22	7	20
2nd	00:28	PSU - Holmes,Cross 35 yd field goal 6 plays, 7 yards, TOP 1:25	7	23
3rd	04:33	PSU - Holmes,Cross 49 yd field goal 11 plays, 59 yards, TOP 3:24	7	26
4th	14:50	UCO - King,M. 78 yd pass from Calhoun,K. (Gardner,J. rush failed) 2 plays, 79 yards, TOP 0:27	13	26
4th	03:28	UCO - Moore,J. 5 yd pass from Calhoun,K. (Quevedo,A. kick) 8 plays, 40 yards, TOP 3:08	20	26

Kickoff Time: 1:00 pm End of Game: 3:50 pm Duration: 2:50
 Referee: Brian Moore Line Judge: Phil Lombardi Side Judge: Jason Boswell Umpire: David Burham
 Back Judge: Travis Huffman Score Keeper: Litesman, Neil Barth Field Judge: Casey Farley
 Temperature: 58 deg. Wind: NW 1 mph Weather: Sunny, Clear Skies

Team Statistics	UCO	PSU
FIRST DOWNS	8	20
Rushing	2	9
Passing	5	10
Penalty	1	1
NET YARDS RUSHING	23	194
Attempts	15	46
Avg. Per Rush	1.5	4.2
Rushing TDs	0	1
Yards Gained	43	211
Yds. Lost	20	17
NET YARDS PASSING	283	248
Comp. - Att. - Int.	21-36-1	17-31-2
Avg. / Att.	7.9	8.0
Avg. / Comp.	13.5	14.6
TDs	3	1
TOTAL OFFENSE YARDS	306	442
Plays	51	77
Avg. / Play	6.0	5.7
Fumbles - Lost	1-0	2-1
Penalties - Yards	4-35	5-55
PUNTS-YARDS	7-256	3-100
Avg. / Punt	36.6	33.3
Net / Punt	33.6	27.3
Inside 20	2	0
50+ Yards	1	0
Touchbacks	1	0
Fair Catch	2	1
KICKOFFS-YARDS	4-242	7-377
Avg. Yards / Kickoff	60.5	53.9
Net Yards / Kickoff	32.8	42.7
Touchbacks	0	2
Fair Catch	0	68
RETURNS		
Punt: Total - Yards - TDs	1-18-0	1-1-0
Punt: Avg. / Return	18.0	1.0
Kickoff: Total - Yards - TDs	2-38-0	4-111-0
Kickoff: Avg. / Return	19.0	27.8
INT: Total - Yards - TDs	2-7-0	1-3-0
Fumble: Total - Yards - TDs	0-0-0	0-0-0
MISCELLANEOUS		
Miscellaneous Yards	0	0
Possession Time	23:32	36:28
1st Quarter	7:08	7:52
2nd Quarter	5:56	9:04
3rd Quarter	5:23	9:37
4th Quarter	5:05	9:55
3rd Down Conversions	2 of 12	9 of 18
4th Down Conversions	1 of 2	0 of 0
Red-Zone Scores-Chances	1-2	4-6
Touchdowns	1-2	2-6
Field Goals	0-2	2-6
Sacks: Total - Yards	1-3	3-5
PAT: Total - Made	2-2	2-2
Field Goals: Total - Made	0-1	4-5

Week 10

NEBRASKA KEARNEY 35 CENTRAL OKLAHOMA 22

Scoring Summary report
Neb.-Kearney vs Central Okla. (Nov 06, 2021)
Neb.-Kearney (9-2, 9-2) vs Central Okla. (4-6, 4-6)

Date: Nov 06, 2021
Site: Edmond,
Stadium: Wantland
Attendance: 2109

SCORE BY QUARTERS

Team	1st	2nd	3rd	4th	Total
Neb.-Kearney	14	7	7	7	35
Central Okla.	3	10	6	3	22

SCORING SUMMARY

Qtr	Time	Scoring Play	V-H
1st	14:00	UNK - #20 D.Sesley 58 yd pass from #2 T.Davis (#86 J.Gonzalez kick), 3-75, 01:00	7-0
1st	10:01	UNK - #12 M.Koch 27 yd pass from #2 T.Davis (#86 J.Gonzalez kick), 5-76, 02:39	14-0
1st	03:29	UCO - #34 A.Quevedo 34 yd FG, 12-67, 06:25	14-3
2nd	14:54	UNK - #2 T.Davis 1 yd pass from #12 M.Koch (#86 J.Gonzalez kick), 7-75, 03:35	21-3
2nd	10:10	UCO - #20 J.Gardner 11 yd rush (#34 A.Quevedo kick), 10-70, 04:44	21-10
2nd	00:40	UCO - #34 A.Quevedo 44 yd FG, 11-54, 04:26	21-13
3rd	09:47	UNK - #31 D.Casams 6 yd rush (#86 J.Gonzalez kick), 8-72, 03:29	28-13
3rd	07:26	UCO - #20 J.Gardner 26 yd rush (#34 A.Quevedo kick missed), 5-81, 02:16	28-19
4th	10:38	UCO - #34 A.Quevedo 38 yd FG, 7-56, 02:15	28-22
4th	03:17	UNK - #2 T.Davis 2 yd rush (#86 J.Gonzalez kick), 5-52, 02:38	35-22

TIME DETAILS

Kickoff time: 02:01 PM
End of Game: 04:52 PM
Total elapsed: 02:50

OFFICIALS

Referee: Tyler Burroughs

WEATHER

Weather: Sunny

Team Statistics report
Neb.-Kearney vs Central Okla. (Nov 06, 2021)

Date: Nov 06, 2021
Site: Edmond,
Stadium: Wantland
Attendance: 2109

FULL GAME	UNK	UCO
FIRST DOWNS	23	24
Rushing	19	6
Passing	4	14
Penalty	0	4
NET YARDS RUSHING	366	89
Rushing Attempts	49	22
Average Per Rush	7.5	4.0
Rushing Touchdowns	2	2
Yards Gained Rushing	372	91
Yards Lost Rushing	6	2
NET YARDS PASSING	148	301
Completions-Attempts-Int	5-13-2	25-45-0
Average Per Attempt	11.4	6.7
Average Per Completion	29.6	12.0
Passing Touchdowns	3	0
TOTAL OFFENSE YARDS	514	390
Total offense plays	62	67
Average Gain Per Play	8.3	5.8
Fumbles: Number-Lost	0-0	0-0
Penalties: Number-Yards	9-90	5-35
PUNTS-YARDS	3-138	4-169
Average Yards Per Punt	46.0	42.2
Net Yards Per Punt	45.7	42.2
Inside 20	1	1
50+ Yards	1	0
Touchbacks	0	0
Fair catch	0	1
KICKOFF-YARDS	6-287	7-381
Average Yards Per Kickoff	47.8	54.4
Net Yards Per Kickoff	40.2	39
Touchbacks	0	3
Fair Catch Yards	0	0
Punt returns: Number-Yards-TD	1-0-0	2-1-0
Average Per Return	0.0	0.5
Kickoff returns: Number-Yds-TD	2-33-0	4-46-0
Average Per Return	16.5	11.5
Interceptions: Number-Yds-TD	0-0-0	2-4-0
Fumble Returns: Number-Yds-TD	0-0-0	0-0-0
Miscellaneous Yards	0	0
Possession Time	29:57	30:03
1st Quarter	07:08	07:52
2nd Quarter	05:07	09:53
3rd Quarter	08:10	06:50
4th Quarter	09:32	05:28
Third-Down Conversions	5-10	4-11
Fourth-Down Conversions	0-0	0-1
Red-Zone Scores-Chances	3-3	2-3
Touchdowns	3-3	1-3
Field Goals	0-3	1-3
Sacks By: Number-Yards	0-0	0-0
PAT Kicks	5-5	1-2
Field Goals	0-0	3-3
Points off Turnover	0	3

2021 Game-by-Game Recap

Week 11

CENTRAL MISSOURI 30 CENTRAL OKLAHOMA 29



Scoring Summary report
Central Okla. vs Central Mo. (Nov 13, 2021)
Central Okla. (4-7, 4-7) vs Central Mo. (4-7, 4-7)

Date: Nov 13, 2021
Site: Warrensburg, Missouri
Stadium: Audrey J. Walton Stadium
Attendance: 6231

SCORE BY QUARTERS

Team	1st	2nd	3rd	4th	Total
Central Okla.	7	0	14	8	29
Central Mo.	7	13	0	10	30

SCORING SUMMARY

Qtr	Time	Scoring Play	V-H
1st	09:50	UCM - #2 C. Saunders 13 yd pass from #12 L. Twehous (#98 C. Diddle kick), 13-76, 05:05	0-7
1st	04:49	UCO - #34 A. Quevedo 8 yd rush (#34 A. Quevedo kick), 7-33, 01:43	7-7
2nd	09:42	UCM - #98 C. Diddle 27 yd FG, 6-41, 02:32	7-10
2nd	06:20	UCM - #87 M. Clayborn 2 yd pass from #12 L. Twehous (#98 C. Diddle kick), 6-46, 02:22	7-17
2nd	00:08	UCM - #98 C. Diddle 41 yd FG, 9-57, 01:06	7-20
3rd	10:22	UCO - #2 S. Brown 4 yd rush (#34 A. Quevedo kick), 2-49, 00:34	14-20
3rd	02:30	UCO - #2 S. Brown 2 yd rush (#34 A. Quevedo kick), 12-76, 06:36	21-20
4th	13:54	UCM - #98 C. Diddle 32 yd FG, 8-62, 03:29	21-23
4th	03:48	UCO - #2 S. Brown 1 yd rush (#18 K. Calhoun rush), 3-5, 01:26	29-23
4th	00:45	UCM - #8 J. Bubak 14 yd pass from #12 L. Twehous (#98 C. Diddle kick), 9-71, 02:55	29-30

TIME DETAILS

Kickoff time: 01:00 PM
End of Game: 04:05 PM
Total elapsed: 03:04

OFFICIALS

Referee: James Brookhart
Umpire: Manu Preston
Linesman: Heath Roberts
Line Judge: David Ruge
Back Judge: Michael Meenen
Field Judge: Ryan Pinkall
Side Judge: Jason Boswell
Center Judge: Armando Espinoza

WEATHER

Weather: Sunny 46 F
Wind: South



Team Statistics report
Central Okla. vs Central Mo. (Nov 13, 2021)

Date: Nov 13, 2021
Site: Warrensburg, Missouri
Stadium: Audrey J. Walton Stadium
Attendance: 6231

FULL GAME	UCO	UCM
FIRST DOWNS	17	22
Rushing	5	6
Passing	11	15
Penalty	1	1
NET YARDS RUSHING	100	99
Rushing Attempts	26	34
Average Per Rush	3.8	2.9
Rushing Touchdowns	4	0
Yards Gained Rushing	123	136
Yards Lost Rushing	23	37
NET YARDS PASSING	218	385
Completions-Attempts-Int	25-43-1	29-45-1
Average Per Attempt	5.1	8.6
Average Per Completion	8.7	13.3
Passing Touchdowns	0	3
TOTAL OFFENSE YARDS	318	484
Total offense plays	69	79
Average Gain Per Play	4.6	6.1
Fumbles: Number-Lost	0-0	1-1
Penalties: Number-Yards	4-39	5-52
PUNTS-YARDS	7-229	4-145
Average Yards Per Punt	32.7	36.2
Net Yards Per Punt	34.4	31.2
Inside 20	2	0
50+ Yards	0	0
Touchbacks	0	1
Fair catch	5	0
KICKOFF-YARDS	5-290	7-397
Average Yards Per Kickoff	58.0	56.7
Net Yards Per Kickoff	36.2	33.1
Touchbacks	1	3
Fair Catch Yards	0	0
Punt returns: Number-Yards-TD	1-0-0	1-12-0
Average Per Return	0.0	-12.0
Kickoff returns: Number-Yds-TD	4-94-0	4-74-0
Average Per Return	23.5	18.5
Interceptions: Number-Yds-TD	1-0-0	1-0-0
Fumble Returns: Number-Yds-TD	1-30-0	0-0-0
Miscellaneous Yards	0	0
Possession Time	27:57	32:03
1st Quarter	05:09	09:51
2nd Quarter	05:48	09:12
3rd Quarter	08:58	06:02
4th Quarter	08:02	06:58
Third-Down Conversions	6-16	5-16
Fourth-Down Conversions	1-2	1-2
Red-Zone Scores-Chances	4-4	5-6
Touchdowns	4-4	3-6
Field goals	0-4	2-6
Sacks By: Number-Yards	2-17	2-19
PAT Kicks	3-3	3-3
Field Goals	0-1	3-4
Points off Turnover	15	0

2021 Review

Game Results

Date	Opponent	W/L	Score	Att.	Record
Sept. 2	Missouri Western*	W	24-20	5,428	1-0, 1-0*
Sept. 11	at Emporia State*	L	31-21	5,631	1-1, 1-1*
Sept. 18	Missouri Southern*	L	14-10	2,102	1-2, 1-2*
Sept. 25	at Northwest Missouri*	L	38-0	8,531	1-3, 1-3*
Oct. 2	Lincoln*	W	69-28	1,234	2-3, 2-3*
Oct. 7	at Northeastern State*	W	49-9	2,652	3-3, 3-3*
Oct. 16	at Fort Hays State*	W	24-14	4,217	4-3, 4-3*
Oct. 23	Washburn*	L	29-17	5,613	4-4, 4-4*
Oct. 30	at Pittsburg State*	L	26-20	7,558	4-5, 4-5*
Nov. 6	Nebraska Kearney*	L	35-22	2,109	4-6, 4-6*
Nov. 13	at Central Missouri	L	30-29	6,231	4-7, 4-7*

Bold – Home game
* – MIAA game/record

Team Statistics

	UCO	Opponent
Scoring	285	274
Points Per Game	25.9	24.9
Total First Downs	196	206
By Rushing	87	89
By Passing	98	102
By Penalty	11	15
Rushing Attempts	366	385
Net Yards Rushing	1,532	1,768
Rushing Yards Per Game	139.3	160.7
Passes Completed-Attempted	211-352	190-341
Passes Had Intercepted	6	10
Pass Completion Percentage	59.9	55.7
Net Yards Passing	2,323	2,532
Passing Yards Per Game	211.2	230.2
Total Plays	718	726
Total Net Yards	3,855	4,300
Yards Gained Per Play	5.4	5.9
Total Yards Per Game	350.5	390.9
Touchdowns Scored	37	35
Fumbles-Fumbles Lost	12-3	12-7
Penalties-Yards	56-538	60-546
3rd Down Conversions	56-147	65-157
3rd Down Percentage	38.0	41.0
4th Down Conversions	5-11	5-15
4th Down Percentage	45.0	33.0

Score By Quarters

	1	2	3	4	Total
Central Oklahoma	76	71	76	62	285
Opponents	61	91	47	75	274

Team/Individual Game Highs

Team Game Highs

Rushes.....	55	vs. Lincoln
Yards Rushing	339	vs. Lincoln
Yards Per Rush.....	6.3	at Northeastern State
TD Rushes	7	vs. Lincoln
Pass attempts	45	vs. Nebraska Kearney
Pass completions.....	25	vs. Nebraska Kearney
	25	at Central Missouri
Yards Passing	301	vs. Nebraska Kearney
Yards Per Pass.....	12.0	vs. Lincoln
TD Passes	3	at Pittsburg State
Total Plays	76	vs. Lincoln
Total Offense	590	vs. Lincoln
Yards Per Play	7.8	vs. Lincoln
Points	69	vs. Lincoln
Sacks By	3	at FHSU; at NWMSU
First Downs	28	vs. Lincoln
Penalties	8	at Fort Hays State
Penalty Yards.....	75	vs. Missouri Western
Turnovers	3	vs. Missouri Southern
Interceptions By	2	Three times (NSU; PSU; UNK)
Punts.....	11	at Emporia State
Punting Avg	42.3	vs. Nebraska Kearney
Long Punt	51	at Pittsburg State
Punts inside 20	4	at Emporia State

Individual Game Highs

Rushes.....	22	Stephon Brown vs. Missouri Western
Yards Rushing	126	Stephon Brown vs. Missouri Western
TD Rushes	3	Stephon Brown twice (vs. LU; at UCM)
Long Rush.....	45	Stephon Brown vs. Missouri Western
Pass Attempts.....	45	Keats Calhoon vs. Nebraska Kearney
Pass Completions	25	Keats Calhoon vs. Nebraska Kearney
Yards Passing	301	Keats Calhoon vs. Nebraska Kearney
TD Passes	3	Keats Calhoon at Pittsburg State
Longest Pass.....	78	Keats Calhoon at Pittsburg State
Receptions	10	Josh Moore twice (vs. UNK; at UCM)
Yards Receiving.....	151	Josh Moore vs. Nebraska Kearney
TD Receptions	2	Josh Moore at Pittsburg State
Longest Reception	78	Markiese King at Pittsburg State
Field Goals.....	3	Alex Quevedo vs. Nebraska Kearney
Longest Field Goal	45	Alex Quevedo vs. Lincoln
Punts.....	11	Bo Phelps at Emporia State
Punting Average	42.2	Bo Phelps vs. Nebraska Kearney
Longest Punt	51	Bo Phelps at Pittsburg State
Longest Punt Return	23	Johnny Bizzell IV vs. Northeastern State
Longest KO Return.....	60	Markiese King at Central Missouri
Tackles	13	Dylan Buchheit at Northwest Missouri
Sacks	2	Robert Fuentes at Fort Hays State
Interceptions	1	10 times

2021 Review

Rushing	Games	Att.	Gain	Loss	Net	Avg.	TD	Long	Punt Returns	Returns	Yds.	Avg.	TD	Long
Jayce Gardner	11	107	563	14	549	5.1	6	27	Johnny Bizzell IV	17	110	6.4	0	23
Stephon Brown	9	94	502	116	386	4.1	11	45	Total	20	129	6.4	0	23
Payton Scott	11	71	352	8	344	4.8	3	45	Opponents	11	82	7.4	0	37
Tucker Pawley	10	26	127	0	127	4.9	3	19	Kick Returns	Returns	Yds.	Avg.	TD	Long
Keats Calhoon	9	45	169	92	77	1.7	0	22	Markiese King	12	269	22.4	0	60
Markiese King	10	3	30	0	30	10.0	1	17	Josh Moore	14	192	13.7	0	30
Drake Parker	9	8	25	0	25	3.1	1	8	Johnny Bizzell IV	4	44	11.0	0	25
Alex Quevedo	9	1	8	0	8	8.0	1	8	Total	33	526	15.9	0	60
Total	11	366	1794	259	1535	4.2	26	45	Opponents	29	610	21.0	1	90
Opponents	11	385	1995	227	1768	4.6	13	55						

Passing	GP	Comp.	Att.	Int.	Pct.	Yds.	TD	Long	Defense	GP	Solo	Ast.	Total	TFL/Yds.	Sack/Yds.
Keats Calhoon	9	151	249	3	60.6	1,682	8	78	Dylan Buchheit	11	52	37	89.0	0/0	0/0
Stephon Brown	9	58	101	3	57.4	538	1	38	Elijah Wright	11	40	25	65.0	4.5/7	0/0
Josh Moore	10	1	1	0	100.0	57	1	57	Lamontre Huval	10	26	14	40.0	3.0/20	0/0
Johnny Bizzell IV	11	1	1	0	100.0	46	0	46	Michael Slater	10	27	13	40.0	18.5/63	3.5/26
Total	11	212	353	6	60.0	2,369	10	78	Derrick Shaw	11	19	16	35.0	2.5/9	1.0/3
Opponents	11	190	341	10	55.7	2,532	19	74	Darius Hawkins	11	23	8	31.0	1.5/3	0/0

Receiving	GP	Rec.	Yds.	Avg.	TD	Long
Markiese King	10	40	665	16.6	5	78
Josh Moore	10	51	645	12.6	2	75
Daunte McGee	11	28	245	8.7	1	38
Jayce Gardner	11	26	176	6.7	0	23
Diego Richards	6	5	103	20.6	0	38
Johnny Bizzell IV	11	11	98	8.9	0	15
Andrew Kelow	9	10	91	9.1	2	39
Sherrrod Davis	8	6	77	12.8	0	21
Quindon Lewis	8	6	65	10.8	0	24
Jalen Teague	8	6	56	9.3	0	23
Tucker Pawley	10	8	52	6.5	0	13
Payton Scott	11	13	45	3.4	0	12
Drake Parker	9	1	5	5.0	0	5
Total	11	222	2,421	10.9	10	78
Opponents	11	190	2,532	13.3	19	74

Individual Scoring	TD	FG	PAT	2PT.	Pts.
Stephon Brown	11	-	-	-	66
Alex Quevedo	1	8	23-24	-	53
Jayce Gardner	6	-	-	0-1 (rush)	36
Markiese King	6	-	-	-	36
Tucker Pawley	3	-	-	-	18
Payton Scott	3	-	-	-	18
Nicky Quevedo	0	1	11-11	-	14
Andrew Kelow	2	-	-	-	12
Josh Moore	2	-	-	-	12
Dylan Buchheit	1	-	-	-	6
Daunte McGee	1	-	-	-	6
Drake Parker	1	-	-	-	6
Keats Calhoon	0	-	-	1-1 (rush)	2
Total	37	9-13	34-35	1-2	285
Opponents	35	10-18	28-32	1-1	276

Kicking	FGM-A	Pct.	Long	PAT	KO	Yds.	Avg.	TB
Alex Quevedo	5-8	62.5	45	23-24	36	2,111	58.6	16
Nicky Quevedo	1-1	100.0	22	11-11	23	1,423	61.9	6
Total	9-13	69.2	45	34-35	59	3,534	59.9	22
Opponents	10-18	55.5	54	28-32	55	2,916	53.0	12

Punting	Punts	Yds.	Avg.	Long	TB	Inside 20	50+	Blk.
Bo Phelps	55	1,959	35.6	51	3	15	1	1
Francisco Moreno	7	237	33.8	43	0	0	0	0
Total	63	2,196	34.8	51	3	15	1	1
Opponents	53	1,988	37.5	67	4	10	5	1

Interceptions (10): Dylan Buccheit 3, Dontez Fagan 2, Rae'Quan Wicks 2, Darius Hawkins, Tre'Vaughn Craig, Johnathan Mosley.

Passes Broken Up (41): Kobey Stephens 7, Darius Hawkins 5, Lamontre Huval 4, Maleik Gray 4, Dylan Buchheit 3, Johnathan Mosley 3, Michael Slater 2, Tre'Vaughn Craig 2, Noah West 2, Dontez Fagan 2, Deon Woods 2, Elijah Wright, Derrick Shaw, Robert Fuentes, Martial Washington, John Smith IV.

Fumbles Forced (7): Dylan Buchheit, Elijah Wright, Michael Slater, Kobey Stephens, Noah West, Daniel Baughman, Vakameilalo Tuifua.

Fumbles Recovered (7): Dylan Buchheit, Michael Slater, Derrick Shaw, Tre'Vaughn Craig, Kobey Stephens, Martial Washington, Derek Loccident.

2021 MIAA Standings

	MIAA	Pct.	Overall	Pct.	Streak
Northwest Missouri.....	9-1	.900	11-2	.846	L1
Nebraska Kearney.....	9-2	.818	10-3	.769	L1
Washburn.....	9-2	.818	9-3	.750	L1
Pittsburg State.....	8-3	.727	8-3	.727	W1
Missouri Western.....	6-5	.545	6-5	.545	W3
Emporia State.....	6-5	.545	6-6	.500	L2
Fort Hays State.....	5-6	.455	5-6	.455	L1
Central Oklahoma.....	4-7	.364	4-7	.364	L4
Central Missouri.....	4-7	.364	4-7	.364	W1
Missouri Southern.....	3-8	.273	3-8	.273	L4
Northeastern State.....	2-9	.182	2-9	.182	L7
Lincoln.....	0-10	.000	0-10	.000	L10

MIAA Postseason Awards

First-Team Offense

QB: TJ Davis, Nebraska Kearney; Mitchell Schurig, Washburn; **RB:** Al McKeller, Northwest Missouri; **WR:** Cameron Saunders, Central Missouri; James Letcher, Washburn; **TE:** Hunter Budke, Fort Hays State; **All-Purpose Back:** Adrian Soto, Fort Hays State; Dayton Sealey, Nebraska Kearney; **OL:** Amari Angram-Boldin, Fort Hays State; Corey Hoelck, Nebraska Kearney; Tanner Owen, Northwest Missouri; Trase Jeffries, Pittsburg State; Colton Dunkle, Washburn; **Kicker:** Cross Holmes, Pittsburg State; **Returner:** James Letcher, Washburn

First-Team Defense

DL: Chima Dunga, Central Missouri; **Michael Slater, Central Oklahoma;** Sam Roberts, Northwest Missouri; Zach Howard, Northwest Missouri; Malick Fall, Washburn; **LB:** Jace McDown, Emporia State; Jackson Barnes, Northwest Missouri; P.J. Sarwinski, Pittsburg State; **DB:** Darius Swanson, Nebraska Kearney; Cahleel Smith, Northwest Missouri; Dallis Flowers, Pittsburg State; Marquise Manning, Washburn; **Punter:** Ross Brungardt, Emporia State

Second-Team Offense

QB: Logan Twehous, Central Missouri; Chance Fuller, Fort Hays State; **RB:** Canaan Brooks, Emporia State; **WR:** Alec Tatum, Northwest Missouri; Jalen Martin, Pittsburg State; **TE:** Jace Williams, Washburn; **All-Purpose Back:** Dalton Cowan, Emporia State; **OL:** Dan Sunderman, Central Missouri; **Seth Carmack, Central Oklahoma;** Conner Lierz, Emporia State; Kooper Reece, Nebraska Kearney; Gabe Bautz, Northwest Missouri; **K:** Sam Dobbins, Emporia State; **Returner:** Dallis Flowers, Pittsburg State

Second-Team Defense

DL: Marek Thompson, Emporia State; Jordan Williams, Emporia State; Tell Spies, Nebraska Kearney; Kaden Roy, Pittsburg State; Zeke Wall, Pittsburg State; Landen Urban, Washburn; **LB:** Richard Jordan, Jr., Missouri Southern; Evan Chohon, Missouri Western; Atoatasi Fox, Nebraska Kearney; **DB:** Codie Bell, Central Missouri; **Dylan Buccheit, Central Oklahoma;** Jordan Starks, Fort Hays State; Jhimon Preston, Fort Hays State; Sam Webb, Missouri Western; Kobe Cummings, Missouri Western; **Punter:** Hunter Kraus, Nebraska Kearney

Third-Team Offense

QB: Braden Gleason, Emporia State; Mike Hohensee, Northwest Missouri; **RB:** Montrez Jackson, Nebraska Kearney; **WR:** Manny Ramsey, Fort Hays State; Brian Boyd, Jr., Missouri Southern; **TE:** Daunte McGee, Central Oklahoma; **All-Purpose Back:** Tori Hicks, Lincoln; **OL:** Hayden Reed, Emporia State; Kristopher Stroughter, Fort Hays State; Evan Clark, Missouri Western; Mitch Goff, Northwest Missouri; Riley Teutsch, Pittsburg State; Bergan Hofer, Washburn; **Kicker:** Nick Williams, Missouri Southern; **Returner:** Billy Ross, Emporia State

Third-Team Defense

DL: Noah West, Central Oklahoma; Solomona Fetuao, Missouri Southern; Brandon Johnson, Missouri Western; C.J. Ravenell, Missouri Western; Blake Schroeder, Nebraska Kearney; Braden Rose, Washburn; **LB:** Zach Schlager, Nebraska Kearney; Sam Phillips, Northwest Missouri; Brooks Peavler, Washburn; **DB:** Jaedon Pool, Emporia State; Dylan Bolden, Missouri Southern; Isaiah Nimmers, Northwest Missouri; Jordan Hendy, Pittsburg State; **Punter:** Tim Davis, Northeastern State

Honorable Mentions

Central Missouri: Arkeel Smith, WR; Kyle Linville, OL; Deven Smith, LB; Koby Wilkerson, RB; Zack Aschemann, DL; Chris Diddle, K
Central Oklahoma: Keats Calhoon, QB; Joshua Moore, WR; Markiese King, WR; Derrick Shaw, DL; Elijah Wright, LB
 Emporia State: Xavier Cason, OL; Rafe Goucher, DL; Dawson Hammes, LB; Cade Harelson, LB; Corey Thomas, WR; Miles Wade, OL
 Fort Hays State: Pat Kelly, OL; Myles Menges, LB; Ethan Sossen, P; Javaris Sanders, DL; Layke Heimermen, LB
 Lincoln: Hosea Franklin, RB; Cyril Spells, OL; TeAndre Skinner, LB; Jaylon Mosley, LB; Zyan Thomas-King, DB; Elliott Albert, DB; Winston Ausmer, K/P Ret.
 Missouri Southern: Keandre Bledsoe, TE/FB; Labrentae Davis, OL; Nick Kruse, DL; Malachi Broadnax, DB; Nick Williams, P; Colton Winder, LB
 Missouri Western: Brandon Hall, RB; Cooper Burton, WR
 Nebraska Kearney: Michael Koch, WR; Hunter Hays, OL; Matt Krzysztalowicz, OL; Jacey Nutter, LB; Travis Holcomb, LB; Jacob Browne, OL
 Northeastern State: Mark Wheeland, WR; Madison Wrather, OL; Damani Carter, DL; Triumphant Olatunji, DB
 Northwest Missouri: Kaden Davis, WR; Imoni Donadelle, WR; Brody Buck, LB; Dedrick Strambler, DB; Elijah Green, DL; Drew Dostal, DB
 Pittsburg State: Tyler Adkins, RB; Caleb Lewis, RB; Elijah Harris, WR; Kaizer Newell, TE/FB; Kory Woodruff, OL; Luke Jennings, LB; Brandon Mlekus, DB
 Washburn: Taylon Peters, RB; Peter Afful, WR; Andrew Funk, OL; Peyton Lane, DB; Kevin Neal, DB; Lane Spiker, P

Offensive Player of the Year: T.J. Davis, Nebraska Kearney
Defensive Player of the Year: Sam Roberts, Northwest Missouri
Special Teams Player of the Year: James Letcher Jr., Washburn
Freshman of the Year: Brandon Hall, Missouri Western
Coach of the Year: Josh Lynn, Nebraska Kearney



Record Book

Team Records

Most Yards Rushing

Game – 535 vs. Central Arkansas, 1955.

Season – 3,479, 1979 (13 games).

Top 5 Rushing Games

Rank	Opponent	Year	Yards
1.	Central Arkansas	1955	535
2.	Evangel	1980	477
3.	West Texas A&M	1995	457
4.	Northeastern State	2015	424
5.	Eastern Washington	1986	422

Most Rushing Attempts

Game – 74, vs. Eastern New Mexico, 1988.

Season – 702, 1979 (13 games).

Most Yards Passing

Game – 481 vs. Midwestern State, 2001.

Season – 3,434, 2017 (12 games).

Top 5 Passing Games

Rank	Opponent	Year	Yards
1.	Midwestern State	2001	481
2.	Bacone	2002	456
3.	Northeastern State	2001	447
4.	Emporia State	2017	442
5.	Angelo State	2018	433

Most Passes Completed

Game – 41 vs. North Alabama, 2011 (attempted 71).

Season – 336, 2011 (attempted 570).

Most Passes Attempted

Game – 71 vs. North Alabama (completed 41).

Season – 570, 2011 (completed 336).

Most Yards Total Offense

Game – 673 vs. Midwestern State, 2001 (481 pass, 192 rush).

Season – 5,843, 2015 (3,140 pass, 2,703 rush).

Top 5 Total Offense Games

Rank	Opponent	Year	Yards (Pass/Rush)
1.	Midwestern State	2001	673 (481/192)
2.	Missouri Southern	2015	661 (368/293)
3.	Missouri Southern	2017	649 (383/266)
4.	Bacone	2002	647 (456/191)
5.	Northeastern State	2019	646 (257/389)

Most First Downs

Game – 37 vs. Missouri Southern, 2015.

Season – 306, 2015 (12 games).

Most Points Scored

Game – 183 vs. Oklahoma City, 1916.

Season – 452, 2017 (12 games).

Most Points Per Game Average

Season – 42.2, 1915 (9 games).

Most Victories

Season – 13, 1998 (includes forfeit win).

Most Consecutive Victories

Season – 13, 1998 (includes forfeit win).

Overall – 23, 1997-99

9th game, 1997 – 8th game, 1999 (includes forfeit win).

Most Losses

Season – 10, 1989.

Most Consecutive Losses

Season – 9, 1989.

Overall – 10, twice, last six games 2010 – first four games 2011; last game 1909 – first game 1911.

Most Consecutive Games Scored In

Overall – 126, 2nd game, 1976-4th game, 1988.

Most Consecutive Games Without Scoring

Overall – 5, last game, 1909-4th game, 1910.

Most Yards in Penalties

Game – 170 vs. Southwest Missouri, 1969.

Season – 1,109, 1979 (13 games).

Most Passes Intercepted

Game – 5, five times (most recent, 2009 vs. TAMU-Commerce).

Season – 31, 1962.

Most Passes Had Intercepted

Game – 5, five times (most recent - 2013 vs. Northeastern St.).

Season – 18, 1976.

Most Fumbles

Game – 10 vs. Eastern New Mexico, 1972 (lost 4).

Season – 50, 1984 (lost 28).

Most Fumbles Lost

Game – 7 vs. Henderson State, 1981 (of 7).

Season – 28, 1984 (of 50) and 1976 (of 48).

By an Opponent

Most Yards Rushing

Game – 471, East Central, 1980.

Season – 2,546, 2001.

Most Rushing Attempts

Game – 79, Missouri Southern, 2014.

Season – 595, 1982 (12 games).

Most Yards Passing

Game – 522, Emporia State, 2013.

Season – 3,257, 2017 (12 games).

Most Passes Completed

Game – 42, Harding, 1999 (attempted 68).

Season – 281, 2008 (attempted 468).

Most Passes Attempted

Game – 68, Harding, 1999 (completed 42).

Season – 468, 2008 (completed 281).

Most Yards Total Offense

Game – 699, Emporia State (522 pass, 171 rush).

Season – 5,325, 2013 (10 games).

Most First Downs

Game – 35, Pittsburg State, 2013.

Season – 255, 2013 (10 games).

Most Points Scored

Game – 99, Oklahoma, 1917.

Season – 500, 2013 (10 games).

Most Fumbles

Game – 8, Texas A&M-Kingsville, 1995 (lost 5).

Season – 47, 1995 (lost 28).

Most Fumbles Lost

Game – 6, Texas A&M-Kingsville, 1979 (of 7).

Season – 28, 1995 (of 47).

Most Yards in Penalties

Game – 173, West Texas A&M, 2008.

Season – 1,215, 1973.

Individual Rushing

Most Carries

- Game** – 45, Joe Aska vs. Texas A&M-Commerce, 1994 (241 yards).
- Season** – 352, Jubarko Gaines, 1996 (1,433 yards).
- Career** – 807, Joshua Birmingham, 2010-13 (4,276 yards).

Most Yards

- Game** – 312, Joe Aska vs. Langston, 1994 (26 carries).
- Season** – 1,629, Joe Aska, 1994 (278 carries).
- Career** – 4,360, Steve Tate, 1977-80 (803 carries).

Longest Rush for Touchdown

- Game** – 97 yards, Larry Adair vs. Memphis Navy, 1955.

Most Rushing Touchdowns

- Season** – 22, James Hooks, 1971.
- Career** – 57, Joshua Birmingham, 2010-13.

Most Yards Per Carry

- Season** – 7.4, Bruce Vann, 1983 (130 carries, 958 yards).
- Career** – 6.8, John Sterling, 1983-86 (245 carries, 1,655 yards).

Most Yards Average Per Game

- Season** – 162.9, Joe Aska, 1994, (10 games, 1,629 yards).
- Career** – 114.0, Eddie Goodlow, 1984-86 (26 games, 2,964 yards).

Most 100-Yard Rushing Games

- Season** – 8, Clay McKenzie, 2015; Reggie Donner, 1998; Joe Aska, 1994; and Steve Tate, 1977.
- Career** – 23, Steve Tate, 1977-80.

Rushing Leaders

200-Yard Games

Rank	Player	Opponent, Year	Att.	Yds	Avg.
1.	Joe Aska	Langston, 1994	26	312	12.0
2.	Chandler Garrett	Missouri Southern, 2019	30	272	9.0
2.	Josh Birmingham	Lincoln, 2012	20	272	13.6
4.	Clay McKenzie	Northeastern State, 2015	33	248	7.5
4.	Raymond Hayes	Southwestern Okla., 1960	27	248	9.2
6.	James Hooks	Southwest Missouri, 1971	27	243	9.0
7.	Joe Aska	Texas A&M-Commerce, 1994	45	241	5.4
8.	R.L. Briggs	Southeastern Okla., 1962	29	238	8.2
9.	Josh Birmingham	East Central, 2011	20	233	11.7
10.	Jarrold Manoy	Northeastern State, 2003	32	232	7.3
11.	R.L. Briggs	Southwestern Okla., 1961	26	231	8.9
12.	R.L. Briggs	Oklahoma Panhandle, 1962	39	227	5.8
13.	James Hooks	Northeastern State, 1971	37	224	6.1
14.	Ryan Logan	Ouachita Baptist, 1998	14	221	15.8
15.	Ryan Logan	Ouachita Baptist, 1997	39	217	5.6
15.	Zack Leonard	West Texas A&M, 1995	32	217	6.8
17.	Bruce White	Tarleton State, 2017	23	216	9.4
17.	Kevin McKenzie	Northeastern State, 2004	24	216	9.0
19.	Jake Gandara	Missouri Southern, 2014	26	215	8.3
19.	Tyrone Jones	Abilene Christian, 1992	33	215	6.5
19.	Joe Webb	Texas Lutheran, 1953	28	215	7.7
22.	Steve McKeaver	East Central, 1981	18	214	11.9
23.	John Sterling	Abilene Christian, 1986	19	213	11.2
24.	Tyrone Jones	Cameron, 1991	44	212	4.8
25.	Jubarko Gaines	Abilene Christian, 1996	39	210	5.4
26.	Reggie Donner	Emporia State, 1999	32	208	6.5
27.	Reggie Donner	Harding, 1997	33	206	6.2
27.	Larry Adair	Memphis Navy, 1955	25	206	8.2
29.	Josh Birmingham	Southeastern OK, 2010	21	205	9.8
30.	Pinkey Hurley	Abilene Christian, 1990	35	204	5.8
31.	Tarik Abdullah	West Texas A&M, 2002	20	202	10.1

1,000 Yard Seasons

Rank	Player	Year	Att.	Yards	Avg.
1.	Joe Aska	1994	278	1,629	5.9
2.	Reggie Donner	1998	271	1,546	5.7
3.	Clay McKenzie	2015	246	1,499	6.1
4.	Jubarko Gaines	1996	352	1,433	4.1
5.	Raymond Hayes	1960	268	1,431	5.3
6.	James Hooks	1971	193	1,351	7.0
7.	Greg Briley	1999	233	1,338	5.7
8.	Clifford Chatman	1979	237	1,275	5.4
9.	Joshua Birmingham	2010	243	1,250	5.1
9.	Jarrold Manoy	2003	261	1,250	4.8
11.	Steve Tate	1977	252	1,245	4.9
12.	Ryan Logan	1998	250	1,206	4.8
13.	Eddie Goodlow	1985	225	1,171	5.2
14.	Steve Tate	1978	219	1,163	5.3
15.	Steve Tate	1979	204	1,153	5.7
16.	R.L. Briggs	1962	179	1,126	6.3
17.	Jake Gandara	2014	194	1,121	5.8
18.	Clifford Chatman	1980	224	1,111	5.0
19.	Tyrone Jones	1993	233	1,108	4.8
20.	Joe Hayes	1983	157	1,095	7.0
21.	Terry Bryant	1968	216	1,085	5.0
22.	Tyrone Jones	1992	254	1,075	4.2
23.	Joshua Birmingham	2012	188	1,073	5.7
24.	Joshua Birmingham	2013	202	1,071	5.3
25.	Eddie Goodlow	1984	171	1,067	6.2
26.	Tarik Abdullah	2002	166	1,023	6.2
27.	Vernon Moore	1966	201	1,019	5.1
28.	Ryan Logan	1997	234	1,002	4.3

Top 10 Careers – Yards

Rank	Player	Years	Att.	Yards	Avg.
1.	Steve Tate	1977-80	803	4,360	5.4
2.	Joshua Birmingham	2010-13	807	4,276	5.3
3.	Clay McKenzie	2014-18	681	3,331	4.9
4.	Clifford Chatman	1978-80	627	3,316	5.3
5.	Greg Briley	1998-01	719	3,263	4.5
6.	R.L. Briggs	1961-64	625	3,208	5.1
7.	Tyrone Jones	1990-93	761	3,204	4.2
8.	James Hooks	1969-72	556	3,190	5.7
9.	Eddie Goodlow	1984-86	540	2,964	5.5
10.	Pinkey Hurley	1987-90	573	2,628	4.6
10.	Ryan Logan	1995-98	576	2,628	4.6

Top 10 Longest Touchdown Runs

Rank	Player	Opponent, Year	Yards
1.	Larry Adair	Memphis Navy, 1955	97
2.	R.L. Briggs	Northeastern State, 1962	95
2.	Paul Rosenberg	Western State, 1970	95
4.	R.L. Briggs	Southeastern OK, 1962	94
5.	Ben Birmingham	Texas A&M-Commerce, 2007	92
5.	David Wooley	Cameron, 1972	92
7.	Justin Matthews	East Central, 1999	91
8.	Reggie Donner	Harding, 1998	89
9.	Bruce Vann	Langston, 1983	85
10.	Joe Aska	Angelo State, 1993	84

Individual Passing

Most Passes Completed

- Game** – 41, Ethan Sharp vs. North Alabama, 2011 (attempted 71).
- Season** – 259, Brandon Noohi, 2009 (attempted 431).
- Career** – 628, Chas Stallard, 2014-17 (attempted 993).

Most Passes Attempted

- Game** – 71, Ethan Sharp vs. North Alabama, 2011 (completed 41).
- Season** – 431, Brandon Noohi, 2009 (completed 259).
- Career** – 993, Chas Stallard, 2014-17 (completed 628).

Most Yards

- Game** – 481, Brett Manning vs. Midwestern State, 2001.
- Season** – 3,374, Chas Stallard, 2017.
- Career** – 7,411, Chas Stallard, 2014-17.

Most Touchdown Passes

- Game** – 6, Chas Stallard vs. Emporia State, 2017; Brandon Noohi vs. Northeastern State, 2009.
- Season** – 29, Chas Stallard, 2017.
- Career** – 54, Chas Stallard, 2014-17.

Most Yards Per Game

- Season** – 281.2, Chas Stallard, 2017 (12 games, 3,374 yards).
- Career** – 243.5, Justin Allgood, 2004-05 (20 games, 4,870 yards).

Passing Leaders – 300-yard Games

Rank	Player	Opponent, Year	Comp.-Att.	Yards
1.	Brett Manning	Midwestern State, 2001	30-of-44	481
2.	Brett Manning	Northeastern State, 2001	24-of-38	447
3.	Chas Stallard	Emporia State, 2017	32-of-49	442
4.	T.J. Eckert	Lindenwood, 2016	36-of-62	424
5.	T.J. Eckert	Central Missouri, 2015	31-of-44	421
6.	Erick Johnson	Bacone, 2002	22-of-32	420
7.	T.J. Eckert	Pittsburg State 2015	31-of-41	410
8.	Ethan Sharp	Southwestern Okla. 2011	39-of-57	404
9.	Justin Allgood	West Texas A&M 2005	22-of-39	397
10.	T.J. Eckert	Northeastern State 2013	33-of-50	385
11.	Chas Stallard	Missouri Western 2017	18-of-34	383
12.	Chas Stallard	Central Missouri 2017	26-of-40	381
13.	Will Collins	Angelo State 2018	25-of-43	367
13.	Randy Page	Eastern New Mexico 1982	16-of-16	367
15.	Adrian Nelson	Emporia State 2013	26-of-42	362
16.	Brandon Noohi	Southwest Baptist 2008	21-of-33	359
17.	Chas Stallard	Missouri Southern 2017	24-of-27	355
18.	T.J. Eckert	Missouri Southern 2015	26-of-38	353
19.	Ethan Sharp	North Alabama 2011	41-of-71	351
20.	Ethan Sharp	Incarinate Word 2010	30-of-51	350
21.	Brandon Noohi	Southeastern Okla. 2008	26-of-36	346
22.	Justin Allgood	Tarleton State 2004	22-of-34	338
23.	Brandon Noohi	Pittsburg State 2009	29-of-54	333
24.	Brandon Noohi	Texas A&M-Commerce 2009	36-of-51	332
25.	Adrian Nelson	Missouri Southern 2013	16-of-33	328
26.	Justin Allgood	Angelo State 2004	24-of-38	327
27.	Mike Duncan	Northwestern Okla. 1969	16-of-23	327
28.	Justin Allgood	Abilene Christian 2005	13-of-26	317
29.	Mike Rollins	Southeastern Okla. 1961	10-of-14	315
30.	Chas Stallard	Central Missouri 2014	31-of-43	312
31.	Randy Page	Langston 1982	13-of-21	311
32.	Ethan Sharp	Eastern New Mexico 2010	23-of-44	310
33.	Justin Allgood	East Central 2005	24-of-45	308
33.	Adrian Nelson	Washburn 2013	22-of-37	308
35.	Brandon Noohi	Northeastern State 2009	20-of-33	306
36.	T.J. Eckert	Washburn 2015	16-of-28	304
37.	Keats Calhoon	Nebraska Kearney 2021	25-of-45	301
38.	Justin Allgood	Southwestern Okla. 2004	23-of-33	300
38.	T.J. Eckert	Northeastern State 2016	28-of-45	300

2,000-Yard Seasons

Rank	Player	Year	Comp.-Att.	TDs	Yards
1.	Chas Stallard	2017	256-of-385	29	3,374
2.	Brett Manning	2001	207-of-366	17	3,077
3.	Brandon Noohi	2009	259-of-431	21	2,757
4.	Justin Allgood	2004	207-of-326	16	2,556
5.	Randy Page	1982	125-of-229	25	2,464
6.	Ethan Sharp	2010	225-of-382	24	2,444
7.	Justin Allgood	2005	170-of-341	18	2,314
8.	Erick Johnson	2002	132-of-240	9	2,218
9.	T.J. Eckert	2015	162-of-243	16	2,137
10.	Chas Stallard	2014	202-of-313	8	2,108
11.	Ethan Sharp	2011	231-of-396	7	2,078

Top 10 Careers

Rank	Player	Years	Comp.-Att.	TDs	Yards
1.	Chas Stallard	2014-17	628-of-993	54	7,411
2.	Brett Manning	1998-01	370-of-721	32	5,823
3.	T.J. Eckert	2013-16	436-of-737	25	5,641
4.	Justin Allgood	2004-05	377-of-667	34	4,870
5.	Ethan Sharp	2009-12	478-of-835	32	4,851
6.	Brandon Noohi	2008-09	431-of-747	32	4,747
7.	Randy Page	1981-83	229-of-459	37	4,187
8.	Glynn Walker	1984-87	228-of-506	29	4,159
9.	Erick Johnson	1999-03	251-of-454	22	3,832
10.	Stanley Pena	1993-96	255-of-533	24	3,734

Top 10 Longest Touchdown Passes

Rank	Passer-Receiver	Opponent, Year	Yards
1.	Erick Johnson-Dee Dee Carter	Northeastern State, 2002	95
2.	Justin Allgood-Kenneth Shelton	Abilene Christian, 2005	94
3.	Adrian Nelson-Marquis Walters	Washburn, 2012	92
4.	Brett Manning-Dee Dee Carter	Eastern New Mexico, 2001	90
5.	Scott Burger-Ben Young	Eastern New Mexico, 1979	89
5.	Mark Pritchard-Kevin Smith	Langston, 1974	89
7.	Chas Stallard-J.T. Luper	Pittsburg State, 2017	86
8.	Chas Stallard-J.T. Luper	Missouri Western, 2017	85
8.	Erick Johnson-Dee Dee Carter	Bacone, 2002	85
10.	Chas Stallard-J.T. Luper	Missouri Western, 2017	83

Top 10 Touchdown Passes – Season

Rank	Player	Year	TDs
1.	Chas Stallard	2017	29
2.	Randy Page	1983	25
3.	Ethan Sharp	2010	24
4.	Brandon Noohi	2009	21
5.	Justin Allgood	2005	18
6.	Brett Manning	2001	16
6.	T.J. Eckert	2015	16
8.	Justin Allgood	2004	15
9.	Scott Burger	1979	13
9.	Mike Jones	1970	13

Top 10 Touchdown Passes – Career

Rank	Player	Years	TDs
1.	Chas Stallard	2014-17	54
2.	Randy Page	1981-83	37
3.	Justin Allgood	2004-05	34
4.	Brett Manning	1998-01	32
4.	Ethan Sharp	2009-12	32
4.	Brandon Noohi	2008-09	32
7.	Glynn Walker	1984-87	29
8.	T.J. Eckert	2013-16	25
9.	Stanley Pena	1993-96	24
10.	Mike Jones	1970-72	23

Individual Receiving

Most Receptions

Game – 13, Marquez Clark vs. Emporia State, 2013 (236 yards) and vs. Northeastern State, 2013 (156 yards).

Season – 110, J.T. Luper, 2017 (1,593 yards).

Career – 185, Christian Hood, 2011-14 (2,077 yards).

Most Yards Receiving

Game – 263, Kenneth Shelton vs. Abilene Chr., 2005 (8 rec.).

Season – 1,593, J.T. Luper, 2017 (110 receptions).

Career – 3,357, Dee Dee Carter, 2000-03 (173 receptions).

Most Touchdown Receptions

Game – 4, J.T. Luper vs. Emporia State, 2017; Ryan Gallimore vs. Northeastern State, 2009.

Season – 12, J.T. Luper, 2017.

Career – 21, Dee Dee Carter, 2000-03; Charles Dunlap, 1967-70.

Longest Touchdown Reception

Game – 95 yards, Dee Dee Carter from Erick Johnson vs. Northeastern State, 2002.

Receiving Leaders

Top 10 Games – Yards

Rank	Player	Opponent, Year	Yards	Rec.	Avg.
1.	Kenneth Shelton	Abilene Christian, 2005	263	8	32.9
2.	J.T. Luper	Missouri Western, 2017	253	8	31.6
3.	Dee Dee Carter	Bacone, 2002	246	7	35.1
4.	Marquez Clark	Emporia State, 2013	236	13	18.2
5.	J.T. Luper	Emporia State, 2017	230	12	19.1
6.	Jerome Bell	East Central, 1965	215	9	23.9
7.	Daric Zeno	Langston, 1982	213	9	23.5
8.	Kenneth Shelton	West Texas A&M, 2005	212	8	26.5
9.	Dustin Basks	Missouri Western, 2019	204	10	20.4
10.	Mekail Hall	Northeastern State, 2018	200	6	33.3

Top 10 Seasons – Yards

Rank	Player	Year	Yards	Rec.	Avg.
1.	J.T. Luper	2017	1,593	110	14.5
2.	Dee Dee Carter	2001	1,469	76	19.3
3.	Marquez Clark	2013	1,348	82	16.4
4.	Zach Edwards	2004	1,230	79	15.6
5.	Dee Dee Carter	2002	1,093	49	22.3
6.	Daric Zeno	1982	1,038	49	21.2
7.	Kenneth Shelton	2005	963	50	19.3
8.	Connor Pulley	2016	948	53	17.9
9.	Dustin Basks	2018	909	67	13.6
10.	Willie Henderson	1982	823	35	23.5

Top 10 Careers – Yards

Rank	Player	Years	Yards	Rec.	Avg.
1.	Dee Dee Carter	2000-03	3,357	173	19.4
2.	J.T. Luper	2015-17	2,328	175	13.3
3.	Willie Henderson	1980-83	2,300	105	21.9
4.	Christian Hood	2011-14	2,077	185	11.2
5.	Charles Dunlap	1967-70	2,034	112	18.2
6.	Josh Crockett	2014-17	2,003	129	15.5
7.	Daric Zeno	1980-83	1,957	102	19.5
8.	Zach Edwards	2003-04	1,940	126	15.4
9.	Connor Pulley	2013-16	1,909	106	18.0
10.	Dustin Basks	2017-19	1,769	132	13.4

Top 10 Games – Receptions

Rank	Player	Opponent, Year	Rec.	Yards	Avg.
1.	Marquez Clark	Emporia State, 2013	13	236	18.2
1.	Marquez Clark	Northeastern State, 2013	13	156	12.0
3.	J.T. Luper	Washburn, 2017	12	134	11.2
3.	J.T. Luper	Emporia State, 2017	12	230	19.1
3.	J.T. Luper	Fort Hays State, 2017	12	192	16.0
6.	Amonte Phillips	Central Missouri, 2019	11	135	12.2
6.	Dustin Basks	Nebraska-Kearney, 2018	11	136	12.3
6.	J.T. Luper	Nebraska-Kearney, 2017	11	89	8.1
6.	Bryce Davis	Lindenwood, 2011	11	94	8.5
6.	Zach Edwards	Northeastern State, 2004	11	129	11.7
6.	Darrell Sadler	East Central, 1967	11	136	12.4

Top 10 Seasons – Receptions

Rank	Player	Year	Rec.	Yards	Avg.
1.	J.T. Luper	2017	110	1,593	14.5
2.	Marquez Clark	2013	82	1,348	16.4
3.	Zach Edwards	2004	79	1,230	15.6
4.	Dee Dee Carter	2001	76	1,469	19.3
5.	Cedric Jones	2004	71	690	9.7
6.	Dustin Basks	2018	67	909	13.6
7.	J.T. Luper	2015	65	735	11.3
8.	Ryan Gallimore	2009	59	786	13.3
9.	Christian Hood	2011	54	530	9.8
10.	Connor Pulley	2016	53	948	17.9

Top 10 Careers – Receptions

Rank	Player	Years	Rec.	Yards	Avg.
1.	Christian Hood	2011-14	185	2,077	11.2
2.	J.T. Luper	2015-17	175	2,328	13.3
3.	Dee Dee Carter	2000-03	173	3,357	19.4
4.	Joshua Birmingham	2010-13	155	1,339	8.6
5.	Dustin Basks	2017-19	132	1,769	13.4
6.	Ryan Gallimore	2007-09	130	1,543	11.9
7.	Josh Crockett	2014-17	129	2,003	15.5
8.	Zach Edwards	2003-04	126	1,940	15.4
9.	Daniel Morrell	2008-12	119	1,745	14.7
10.	Marquez Clark	2013-14	117	1,625	14.3

Top 10 Seasons – Touchdowns

Rank	Player	Year	TDs	Rec.	Yards
1.	J.T. Luper	2017	12	110	1,593
2.	Ryan Gallimore	2009	11	59	786
3.	Daric Zeno	1982	9	49	1,038
3.	Willie Henderson	1982	9	35	823
3.	Charles Dunlap	1969	9	37	680
3.	Billy Jones	1962	9	23	521
7.	Dustin Basks	2019	8	51	777
7.	Josh Crockett	2017	8	50	758
7.	Kenneth Shelton	2005	8	50	963
7.	Zach Edwards	2004	8	79	1,230
7.	Dee Dee Carter	2003	8	43	673
7.	Dee Dee Carter	2001	8	76	1,469

Top 10 Careers – Touchdowns

Rank	Player	Years	TDs	Rec.	Yards
1.	Dee Dee Carter	2000-03	21	173	3,357
1.	Charles Dunlap	1967-70	21	112	2,034
3.	Billy Jones	1961-64	20	92	1,730
4.	Josh Crockett	2014-17	18	129	2,003
4.	Ryan Gallimore	2007-09	18	130	1,543
4.	Willie Henderson	1980-83	18	105	2,300
7.	Dustin Basks	2017-19	17	132	1,769
7.	J.T. Luper	2015-17	17	175	2,328
7.	Daric Zeno	1980-83	17	102	1,957
10.	Connor Pulley	2013-16	14	106	1,909
10.	Daniel Morrell	2008-12	14	119	1,745

Individual Total Offense/All-Purpose

Total Offense Records

Most Yards

Game – 487, Chandler Garrett vs. Missouri Southern, 2019 (272 rushing, 215 passing).

Season – 3,992, Chas Stallard, 2017 (3,374 pass, 618 rush).

Career – 9,723, Chas Stallard, 2014-2017 (7,411 pass, 2,312 rush).

Most Plays

Season – 539, Chas Stallard, 2017 (385 pass, 154 rush).

Career – 1,509, Chas Stallard, 2014-17 (516 rush, 993 pass).

Most Yards Per Game Average

Season – 332.7, Chas Stallard, 2017 (12 games, 3,992 yards).

Career – 247.0, Brandon Noohi, 2008-09 (22 games, 5,433 yards).

Touchdown Responsibility

Season – 34, Chas Stallard, 2017 (29 pass, 5 rush)

Career – 78, Chas Stallard, 2014-17 (54 pass, 24 rush).

Total Offense Leaders

Top 10 Games

Rank	Player	Opponent, Year	Rush	Pass	Total
1.	Chandler Garrett	Missouri Southern, 2019	272	215	487
2.	Chas Stallard	Emporia State, 2017	36	442	478
3.	T.J. Eckert	Lindenwood, 2016	41	424	467
4.	Brett Manning	Midwestern State, 2001	-19	481	462
5.	Chas Stallard	Missouri Western, 2017	73	383	459
6.	Chandler Garrett	Missouri Western, 2019	155	299	454
6.	T.J. Eckert	Pittsburg State, 2015	44	410	454
8.	T.J. Eckert	Central Missouri, 2015	26	421	447
9.	Chas Stallard	Central Missouri, 2017	65	381	446
9.	Brandon Noohi	Northeastern State, 2009	140	306	446

Top 10 Seasons

Rank	Player	Year	Rush	Pass	Total
1.	Chas Stallard	2017	618	3,374	3,992
2.	Brandon Noohi	2009	544	2,757	3,301
3.	Brett Manning	2001	-90	3,077	2,987
4.	Chas Stallard	2014	747	2,108	2,855
5.	Randy Page	1982	268	2,464	2,732
6.	Justin Allgood	2004	-15	2,556	2,541
7.	Ethan Sharp	2010	88	2,444	2,532
8.	T.J. Eckert	2015	262	2,137	2,399
9.	Justin Allgood	2005	5	2,314	2,319
10.	T.J. Eckert	2016	232	1,972	2,204

Top 10 Careers

Rank	Player	Years	Rushing	Passing	Total
1.	Chas Stallard	2014-17	2,312	7,411	9,723
2.	T.J. Eckert	2013-16	638	5,641	6,279
3.	Brandon Noohi	2008-09	686	4,747	5,433
4.	Brett Manning	1998-01	-408	5,823	5,415
5.	Glynn Walker	1984-87	1,184	4,159	5,343
6.	Ethan Sharp	2009-12	76	4,851	4,927
7.	Justin Allgood	2004-05	-10	4,870	4,860
8.	Randy Page	1981-83	625	4,187	4,812
9.	Steve Tate	1977-80	4,360	0	4,360
10.	Joshua Birmingham	2010-13	4,276	19	4,295

All-Purpose Records

Most Yards

Game – 395, Joshua Birmingham vs. Lincoln, 2012 (272 rushing, 83 return, 40 receiving).

Season – 2,249, Marquez Clark, 2013 (1,348 receiving, 858 return, 43 rushing).

Career – 6,319, Joshua Birmingham, 2010-13 (4,276 rushing, 1,339 receiving, 704 return).

All-Purpose Leaders

Top 10 Games

Rank	Player	Opponent, Year	Rush	Rec.	Ret.	Total
1.	Josh Birmingham	Lincoln, 2012	272	40	83	395
2.	Marquez Clark	Emporia State, 2013	14	236	88	365
3.	Marquez Clark	Mo. Western, 2013	0	139	226	338
4.	Joe Aska	Langston, 1994	312	0	0	312
5.	Josh Birmingham	Mo. Southern, 2013	169	20	114	303
6.	Ryan Gallimore	SW Baptist, 2008	0	180	114	294
7.	Marquez Clark	Lincoln, 2013	11	165	108	284
8.	Josh Birmingham	East Central, 2011	233	43	0	276
8.	Clay McKenzie	Northeastern, 2015	248	28	0	276
10.	Josh Birmingham	SW Baptist, 2013	188	64	23	275

Top 10 Seasons

Rank	Player	Year	Rush	Rec.	Return	Total
1.	Marquez Clark	2013	43	1,348	858	2,249
2.	J.T. Luper	2017	30	1,593	365	1,988
3.	Clay McKenzie	2015	1,499	403	0	1,902
4.	Joe Aska	1994	1,629	30	129	1,788
5.	Joshua Birmingham	2012	1,073	271	424	1,768
6.	Joshua Birmingham	2013	1,071	350	269	1,690
7.	Joshua Birmingham	2010	1,250	384	11	1,645
8.	Jake Gandara	2014	1,121	286	225	1,632
9.	Daric Zeno	1982	-9	1,038	601	1,630
10.	Jubarko Gaines	1996	1,433	95	60	1,588

Top 10 Careers

Rank	Player	Years	Rush	Rec.	Return	Total
1.	Joshua Birmingham	2010-13	4,276	1,339	704	6,319
2.	Steve Tate	1977-80	4,360	200	0	4,560
3.	Pinkey Hurley	1987-90	2,628	287	1,523	4,438
4.	Clay McKenzie	2014-18	3,331	807	23	4,161
5.	James Hooks	1969-72	3,190	193	346	3,729
6.	Tyrone Jones	1990-93	3,204	312	15	3,531
7.	Greg Briley	1998-01	3,263	177	0	3,440
8.	J.T. Luper	2015-17	72	2,328	1,013	3,413
9.	Clifford Chatmon	1978-80	3,316	29	0	3,345
10.	Daric Zeno	1980-83	-9	1,957	1,391	3,339

Individual Scoring/Special Teams/Defense

Most Points Scored

Game – 58, Johnny Williamson vs. Oklahoma Baptist, 1916 (9 TDs, 13 PATs).

Season – 132, James Hooks, 1971.

Career – 384, Joshua Birmingham, 2010-13.

Most Touchdowns

Game – 9, Johnny Williamson vs. Oklahoma Baptist, 1916.

Season – 22, James Hooks, 1971

Career – 64, Joshua Birmingham, 2010-13.

Most PAT Kicks Made

Game – 14, Charles Cox vs. Oklahoma City, 1916.

Season – 51, Seth Hiddink, 2015 (attempted 53).

Career – 157, Alex Quevedo, 2017-21 (attempted 162).

Most Consecutive PAT Kicks Made

Game – 11, Alex Quevedo vs. Northeastern State, 2019

Season – 49, Seth Hiddink, 2015.

Career – 56, Alex Quevedo, 2017-18.

Most Field Goals Made

Game – 5, A.J. Haglund vs. Tarleton State, 2004 (attempted 5).

Season – 17, Seth Hiddink, 2015 (attempted 23).

Career – 53, Seth Hiddink, 2013-16 (attempted 71).

Longest Field Goal Made

Game – 51 yards, Ronnie Gulikers vs. Texas A&M-Commerce, 1996.

Scoring Leaders

Top 10 Seasons

Rank	Player	Year	TDs	PAT	FG	Total
1.	James Hooks	1971	22	0	0	132
2.	Scott Burger	1979	15	26	1	129
3.	Clay McKenzie	2015	21	0	0	126
3.	Joshua Birmingham	2010	21	0	0	126
5.	Joshua Birmingham	2013	20	0	0	120
5.	Raymond Hayes	1960	17	8	0	120
7.	Reggie Donner	1998	19	0	0	114
8.	Seth Hiddink	2015	0	51	17	102
9.	R.L. Briggs	1962	16	1	0	97
10.	Greg Briley	1999	16	0	0	96
10.	Jubarko Gaines	1996	16	0	0	96

Top 10 Careers

Rank	Player	Years	TDs	PAT	FG	Total
1.	Joshua Birmingham	2010-13	64	0	0	384
2.	Seth Hiddink	2013-16	0	151	53	310
3.	James Hooks	1969-72	50	0	0	300
4.	Clay McKenzie	2014-18	49	0	0	294
5.	Alex Quevedo	2017-21	1	157	36	271
6.	A.J. Haglund	2001-04	0	139	40	259
7.	Greg Briley	1998-01	40	0	0	240
8.	R.L. Briggs	1961-64	35	1	0	211
9.	Clifford Chatman	1978-80	33	1	0	200
10.	Scott Burger	1979-80	23	51	2	195

Individual Punting

Most Punts

Game – 12, David Simpson vs. Angelo State, 1995.

Season – 84, Landon Greve, 2011.

Career – 238, David Simpson, 1995-98.

Best Punting Average

Game – 66.0, Willie Henderson vs. Langston, 1982 (1 punt).

Season – 45.5, Jerome Bell, 1964 (48 punts).

Career – 43.5, Jerome Bell, 1964-65 (63 punts).

Individual Punt Returns

Most Returns

Game – 9, Brandon Smith vs. Emporia State, 2007 (54 yards); Pinkey Hurley vs. Cal State-Northridge, 1990 (77 yards).

Season – 37, Johnnie Jones, 1998 (266 yards).

Career – 128, Johnnie Jones, 1996-99 (1,163 yards).

Most Return Yards

Game – 127, Marquez Clark vs. Mo. Western, 2013 (three returns).

Season – 510, Johnnie Jones, 1999 (34 returns).

Career – 1,163, Johnnie Jones, 1996-99 (128 returns).

Longest Return

Game – 100, Leroy Henderson vs. Okla. Panhandle, 1950.

Best Return Average

Season – 18.8, Vernon Moore, 1966 (12 returns, 226 yards).

Career – 14.1, Keni Ray, 1967-70 (59 returns, 832 yards).

Individual Kickoff Returns

Most Returns

Game – 8, Joshua Birmingham vs. Mo. Southern, 2013 (114 yards).

Season – 23, Marquez Clark, 2013 (532 yards); Brent Ingram, 2001 (509 yards); Bobby Williams, 1965 (386 yards); Josh Crockett, 2016 (566 yards)

Career – 53, Bobby Williams, 1962-65 (1,063 yards).

Most Return Yards

Game – 196, Alton Lusk vs. Northeastern St., 1998 (three returns).

Season – 581, Alton Lusk, 1999 (21 returns).

Career – 1,157, Alton Lusk, 1996-99 (41 returns).

Longest Return

Game – 108, J.A. Thompson vs. Central Arkansas, 1938.

Individual Interception/ Fumble Returns

Most Interceptions

Game – 5, Gene Dees vs. Northwestern Oklahoma, 1948.

Season – 11, Johnnie Jones, 1998 and Elton Rhoades, 1994.

Career – 20, Johnnie Jones, 1996-99.

Most Interception Return Yards

Game – 115, Creadell Pennon vs. East Central, 2011 (three INTs.).

Season – 234, Johnnie Jones, 1998 (11 interceptions).

Career – 423, Randy Preston, 1981-84 (16 interceptions).

Longest Interception Return

Game – 100 yards, Creadell Pennon vs. East Central, 2011; Brandon Williams vs. Southwestern Oklahoma, 2011; Fred Shaw vs. Tarleton State, 2004 and Randy Preston vs. Colorado State-Pueblo, 1982.

Most Fumble Recoveries

Season – 6, Phil Sexton, 1995.

Career – 10, Steve Perkins, 1975-79.

Longest Fumble Return

Game – 100 yards, Levonte Douglas vs. Emporia St., 2014.

Individual Tackles/Sacks

Most Total Tackles

Season – 197, Jack Ross, 1969.
 Career – 457, Johnny Luter, 1994-98.

Most Unassisted Tackles

Season – 70, Riley Galyon, 2016.
 Career – 164, Johnny Luter, 1994-98.

Most Assisted Tackles

Season – 168, Jack Ross, 1969.
 Career – 298, Dale Alexander, 1972-75.

Most Sacks

Season – 12, Dean Shinault, 1985.
 Career – 29, Ira Richards, 1990-93 and Dean Shinault, 1985-88.

Most Tackles For Loss

Season – 22.5, Chad Gruver, 1997.
 Career – 56, Phil Sexton, 1993-96.

Total Tackle Leaders

Top 10 Seasons

Rank	Player	Year	Position	Tackles
1.	Jack Ross	1969	Linebacker	197
2.	Johnny Luter	1996	Linebacker	163
3.	Jim Stone	1976	Linebacker	161
4.	Ed Desherow	1983	Linebacker	149
5.	Johnny Luter	1998	Linebacker	146
6.	Dale Alexander	1973	Nose Guard	142
7.	Malcolm Howard	2015	Linebacker	140
8.	Crome Alexander	1976	Linebacker	139
8.	Dale Alexander	1974	Nose Guard	136
10.	Ed Desherow	1982	Linebacker	134

Top 10 Careers

Rank	Player	Years	Position	Tackles
1.	Johnny Luter	1994-98	Linebacker	457
2.	Jason Melkisetian	1990-93	Linebacker	420
3.	Dale Alexander	1972-75	Nose Guard	418
4.	Ross Dodson	1976-79	Nose Guard	381
5.	Kelly Heathington	1997-00	Safety	361
6.	Jim Stone	1973-76	Linebacker	359
7.	Ed Desherow	1982-84	Linebacker	358
8.	Ray Tasby	1981-84	Linebacker	339
9.	John Adams	1974-77	Linebacker	338
10.	Mike Bennett	1987-89	Linebacker	333

Unassisted Tackle Leaders

Top 10 Seasons

Rank	Player	Year	Position	Tackles
1.	Riley Galyon	2016	Safety	70
2.	Mike Bennett	1987	Linebacker	68
3.	Matt Pruitt	2014	Safety	59
4.	Johnny Luter	1998	Linebacker	57
5.	Malcom Howard	2015	Linebacker	56
5.	Johnny Luter	1996	Linebacker	56
7.	Jim Stone	1976	Linebacker	54
8.	O'Shay Harris	2018	Safety	53
8.	Tucker Cason	2009	Linebacker	53
8.	Terry Jones	1979	Tackle	53

Top 10 Careers

Rank	Player	Years	Position	Tackles
1.	Johnny Luter	1994-98	Linebacker	164
2.	Mike Bennett	1987-89	Linebacker	154
3.	O'Shay Harris	2016-19	Safety	150
4.	Kelly Heathington	1997-00	Safety	144
5.	Riley Galyon	2014-17	Safety	139

6.	Neil Galbraith	1984-87	Safety	137
7.	Devoris Dozier	2010-13	Safety	136
8.	Tucker Cason	2008-11	Linebacker	131
9.	Jason Melkisetian	1990-93	Linebacker	129
9.	Steve Perkins	1975-79	Linebacker	129

Assisted Tackle Leaders

Top 10 Seasons

Rank	Player	Year	Position	Tackles
1.	Jack Ross	1969	Linebacker	168
2.	Jim Stone	1974	Linebacker	116
2.	Charles Stalcup	1974	Linebacker	116
4.	Jim Stone	1976	Linebacker	107
4.	Steve Edmondson	1973	Linebacker	107
4.	Johnny Luter	1996	Linebacker	107
7.	Dale Alexander	1974	Nose Guard	106
8.	Ed Desherow	1983	Linebacker	102
9.	Dale Alexander	1973	Nose Guard	100
10.	Steve Perkins	1977	Linebacker	95
10.	Rocky Kime	1973	Linebacker	95

Top 10 Careers

Rank	Player	Years	Position	Tackles
1.	Dale Alexander	1972-75	Nose Guard	298
2.	Johnny Luter	1994-98	Linebacker	293
3.	Jason Melkisetian	1990-93	Linebacker	291
4.	Jim Stone	1973-76	Linebacker	273
5.	Ross Dodson	1976-79	Nose Guard	257
6.	Ed Desherow	1982-84	Linebacker	244
7.	Eric Brinkley	1991-94	Linebacker	238
8.	Steve Edmondson	1970-73	Linebacker	233
9.	Crome Alexander	1973-76	Linebacker	230
10.	Richard Norman	1993-96	Safety	225

Tackle For Loss Leaders

Top Five Seasons

Rank	Player	Year	Position	TFL
1.	Chad Gruver	1997	End	22.5
2.	Jason Rempe	1998	Tackle	22.0
3.	Claude Davis	1999	Tackle	19.0
4.	Phil Sexton	1996	End	18.0
4.	Danny Nephew	2002	End	18.0

Top Five Careers

Rank	Player	Years	Position	TFL
1.	Phil Sexton	1993-96	End	56.0
2.	Ira Richards	1990-93	Tackle	54.0
3.	Claude Davis	1998-00	Tackle	47.0
4.	Chad Gruver	1994-97	End	45.5
5.	Johnny Luter	1994-98	Linebacker	45.0

Sack Leaders

Top Five Seasons

Rank	Player	Year	Position	Sacks
1.	Dean Shinault	1985	End	12.0
2.	Ron Mackey	1982	Tackle	10.0
2.	Ira Richards	1992	Tackle	10.0
4.	Kenny Allen	2013	Tackle	9.5
5.	Six tied			9.0

Top Five Careers

Rank	Player	Years	Position	Sacks
1.	Dean Shinault	1985-88	End	29.0
1.	Ira Richards	1990-93	Tackle	29.0
3.	Phil Sexton	1993-96	End	26.0
4.	Kenny Allen	2012-14	Tackle	22.5
5.	Claude Davis	1998-00	Tackle	22.0

Chad Richison Stadium Records

Team

Most Points, One Team – 82, Central Oklahoma (def. Northeastern State 82-14), Nov. 9, 2019.
Most Points, Combined – 111, Southeastern Oklahoma (56) over Central Oklahoma (55), Oct. 16, 2010.
Biggest Winning Margin – 68, Central Oklahoma (82) over Northeastern State (14), Nov. 9, 2019.
Most First Downs – 35, Pittsburg State, 2013.
Rushing Yards – 471, East Central, Nov. 11, 1980.
Passing Yards – 522, Emporia State, 2013.
Total Yards – 699, Emporia State, 2013 (522 pass, 177 rush).
Rushing Attempts – 77, East Central, Sept. 28, 1974.
Pass Attempts – 68, Harding, Oct. 16, 1999 (completed 42).
Pass Completions – 42, Harding, Oct. 16, 1999 (attempted 68).
Passes Had Intercepted – 5, five times. Most recent, Central Oklahoma vs. Pittsburg State, Aug. 28, 2010.
Most Fumbles – 10, Central Oklahoma vs. Eastern New Mexico, Oct. 21, 1972 (lost 4).
Most Punts – 12, Central Oklahoma vs. Angelo State, Oct. 21, 1995 and vs. Southwest Missouri, Sept. 20, 1969.
Most Penalties – 19, Central Oklahoma vs. Evangel College, Sept. 8, 1979.
Most Penalty Yards – 173, West Texas A&M, Sept. 6, 2008 (16 penalties).

Individual

Rushing Yards – 312, Joe Aska vs. Langston, Sept. 24, 1994 (26 carries).
Rushing Attempts – 45, Joe Aska vs. Texas A&M-Commerce, Oct. 1, 1994 (241 yards).
Rushing Touchdowns – 4, by six players. Most recent - Chandler Garrett vs. Missouri Southern, Nov. 2, 2019.
Longest Rushing Touchdown – 89, Lawrence Texada, Henderson State, Sept. 19, 1981.
Passing Yards – 522, Brent Wilson, Emporia State, Sept. 21, 2013.
Pass Attempts – 68, Luke Cullins, Harding, Oct. 16, 1999 (completed 42).
Pass Completions – 42, Luke Cullins, Harding, Oct. 16, 1999 (attempted 68).
Passes Had Intercepted – 5, three times. Most recent - Ryan O'Hara vs. Emporia State, Sept. 8, 2007.
Passing Touchdowns – 7, Brent Wilson, Emporia State, Sept. 21, 2013.
Receiving Yards – 246, Dee Dee Carter vs. Bacone, Oct. 26, 2002 (7 catches).
Most Receptions – 16, Ray Ray Davis, Emporia State, Sept. 21, 2013.
Touchdown Receptions – 5, Ray Ray Davis, Emporia State, Sept. 21, 2013.
Longest Touchdown Pass – 95, Colin Yocom from Chad Cole, Tarleton State, Nov. 9, 1996 and Karl Williams from Oktai Basci, Texas A&M-Kingsville, Oct. 14, 1995.
Total Yards – 571, Brent Wilson, Emporia State, Sept. 21, 2013 (522 pass, 49 rush).
All-Purpose Yards – 365, Marquez Clark vs. Missouri Western, Oct. 5, 2013 (226 return, 139 receive).
Longest Field Goal – 51, Ronnie Gulikers vs. Texas A&M-Commerce, Oct. 5, 1996.
Most Field Goals – 5, A.J. Haglund vs. Tarleton State, Sept. 25, 2004.
Longest Interception Return for TD – 100, Creadell Pennon vs. East Central, 2011; Travis Lee, Emporia State, Sept. 8, 2007 and Fred Shaw vs. Tarleton State, Sept. 25, 2004.
Longest Punt Return for TD – 90, Pinkey Hurley vs. Eastern New Mexico, Oct. 24, 1987.
Longest Kickoff Return for TD – 100, Lorenzo West, Pittsburg State, Sept. 5, 2019.
Most Interceptions – 3, by three players. Most recent - Elton Rhoades vs. Texas A&M-Commerce, Oct. 1, 1994.
Most Tackles – 25, Jim Stone vs. East Central, Sept. 25, 1976 and Dale Alexander vs. East Central, Sept. 28, 1974.

MIAA Football Team Records

Single Game

Most First Downs: 41, Southwest Baptist vs. Truman State, Oct. 6, 2007.
Most First Downs Rushing: 29, Missouri S&T vs. Lincoln, Oct. 25, 1986.
Most First Downs Passing: 25, Emporia State vs. Northwest Missouri, Nov. 7, 1992.
Most Rushing Attempts: 87, Pittsburg State vs. Central Missouri, Oct. 14, 1989.
Most Rushing Yards: 627, NW Missouri vs. Emporia State, Nov. 7, 1992.
Highest Average Per Carry (Min. 25 attempts): 12.2, Pittsburg State vs. Washburn, Oct. 2, 2004.
Most Rushing Touchdowns: 9, Washburn vs. Lincoln, Sept. 9, 2000
Most Passing Attempts: 76, Emporia State vs. Fort Hays State, Sept. 2, 1995 and Missouri S&T vs. Missouri Western, Nov. 15, 2003.
Most Passing Completions: 47, Missouri S&T vs. Missouri Western, Nov. 15, 2003.
Most Passing Yards: 547, Central Missouri vs. Illinois State, Sept. 2, 2010.
Most Passing Touchdowns: 7, Pittsburg State vs. Oklahoma Panhandle, Sept. 9, 2006.
Most Interceptions: 8, three times. Most recent - Southeast Missouri vs. Central Missouri, Oct. 1, 1988.
Most Interceptions Returned for Touchdowns: 2, seven times. Most recent - Lindenwood vs. Central Oklahoma, Sept. 1, 2016.
Most Plays: 126, Southwest Baptist vs. Truman State, Oct. 6, 2007.
Most Total Yards: 809, Pittsburg State vs. Missouri S&T, Sept. 25, 2004.
Most Points: 94, Missouri Southern vs. Southwest Baptist, Sept. 24, 1927.
Most Touchdowns: 15, Missouri Southern vs. SW Baptist, Sept. 24, 1927.
Most Extra Point Kicks: 13, Pittsburg State vs. Missouri S&T, Sept. 25, 2004.
Most Two-point Conversions: 5, Emporia vs. Missouri S&T, Nov. 8, 1997.
Most Field Goals: 7, Emporia State vs. Lincoln, Sept. 29, 2012.
Most Safeties: 3, Emporia State vs. Central Missouri, Sept. 18, 1999.
Most Fumbles: 11, Missouri S&T vs. Northwest Missouri, Oct. 29, 1955 and Southwest Baptist vs. Missouri Southern, Sept. 30, 2000.
Most Fumbles Lost: 8, SW Baptist vs. Missouri Southern, Sept. 30, 2000.
Most Penalties: 19, seven times. Most recent - Northeastern State vs. Emporia State, Sept. 27, 2014.
Most Penalty Yards: 201, Northeastern State vs. Emporia State, Sept. 27, 2014.
Fewest Rushing Attempts Allowed: 11, Truman State vs. Minnesota State-Mankato, Aug. 24, 2006.
Fewest Rushing Yards Allowed: -74, Northwest Missouri vs. Southwest Baptist, Sept. 29, 2007.
Fewest Passing Attempts Allowed: 1, Missouri S&T vs. Northwest Missouri, Oct. 13, 1990.
Fewest Passing Completions Allowed: 0, seven times. Most recent - Northwest Missouri vs. Harding, Dec. 3, 2016.
Fewest Passing Yards Allowed: 0, seven times. Most recent - Northwest Missouri vs. Harding, Dec. 3, 2016.
Fewest Total Yards Allowed: 10, Pittsburg State vs. Bacone, Sept. 8, 2001.
Fewest First Downs Allowed: 1, Pittsburg State vs. Washburn, Oct. 28, 1989.
Most Punts: 14, Southwest Baptist vs. Central Missouri, Nov. 9, 1996 and SBU vs. Pittsburg State, Oct. 11, 1997.
Most Punt Returns: 11, Central Missouri vs. Missouri S&T, Oct. 22, 1983.
Most Punt Returns For Touchdowns: 2, seven times. Most recent - Lindenwood vs. Missouri Southern, Oct. 27, 2012.
Most Punts Blocked: 3, Southwest Baptist vs. W Missouri, Sept. 16, 1995.
Most Field Goals Blocked: 2, Pittsburg State vs. Friends, Sept. 7, 1991 and Missouri Western vs. Pittsburg State, Sept. 20, 2008.
Most Kickoff Returns: 12, Southwest Baptist vs. Missouri Western, Oct. 5, 1996; SBU vs. Truman State, Sept. 16, 2000 and TSU vs. Pittsburg State, Sept. 11, 2004.
Most Kickoff Returns For Touchdowns: 2, Truman State vs. Pittsburg State, Nov. 2, 2002 and Fort Hays State vs. Missouri Western, Aug. 29, 2009.

Season

Most Wins: 15, Northwest Missouri, 2016, 2015, 2013 and 1998.
Most First Downs: 429, Pittsburg State, 2004.
Most First Downs Rushing: 254, Pittsburg State, 2004.
Most First Downs Passing: 229, Central Missouri, 2010.
Most Rushing Attempts: 941, Pittsburg State, 1991.
Most Rushing Yards: 5,320, Pittsburg State, 2004.
Highest Per Carry (Min. 25 attempts/game): 7.3, Pittsburg State, 2004.
Most Rushing Touchdowns: 68, Pittsburg State, 2004.
Most 300-yard Rushing Games: 12, Pittsburg State, 2004.
Most Passing Attempts: 678, Central Missouri, 2010.
Most Passing Completions: 451, Central Missouri, 2010.
Best Passing Percentage: 71.3, Central Missouri, 2005 (196-of-275).
Most Passing Yards: 5,311, Central Missouri, 2010.
Highest Average Per Attempt: 10.69, Pittsburg State, 2004.
Highest Average Per Completion: 21.2, Northwest Missouri, 1992.
Most Touchdown Passes: 47, Central Missouri, 2010.
Most 300-yard Passing Games: 11, Central Missouri, 2010.
Most Plays: 1,142, Northwest Missouri, 2015.
Most Total Yards: 8,976, Pittsburg State, 2004.
Most Points: 837, Pittsburg State, 2004.
Most Points Per Game: 55.8, Pittsburg State, 2004.
Most Touchdowns: 116, Pittsburg State, 2004.
Most Extra Point Conversions: 109, Pittsburg State, 2004.
Most Two-point Conversions: 13, Emporia State, 1997.
Most Field Goals: 28, Missouri Western, 2011.
Most Def. Extra Points Attempted: 2, Missouri Southern, 1996 and '97.
Most Def. Extra Points Made: 1, 11 times. Most recent - NW Missouri, 2007.
Most Safeties: 5, Central Missouri, 1999 and '03 and NW Missouri, 2007.
Most Fumbles: 54, Northwest Missouri, 1988.
Most Fumbles Lost: 34, Southwest Baptist, 2000.
Fewest Fumbles: 6, Emporia State, 2013.
Fewest Fumbles Lost: 2, Emporia State, 2013.
Most Penalties: 136, Northwest Missouri, 2004.
Most Penalty Yards: 1,146, Northwest Missouri, 2004.
Fewest Penalties: 36, Missouri S&T, 1990.
Fewest Penalty Yards: 278, Missouri S&T, 1964.
Fewest Rushing Attempts Allowed: 294, Missouri S&T, 1949.
Fewest Rushing Yards Allowed: 346, Missouri S&T, 1980.
Fewest Rushing Touchdowns Allowed: 1, Northwest Missouri, 1931.
Fewest Passing Attempts Allowed: 94, Missouri S&T, 1955.
Fewest Passing Completions Allowed: 30, Missouri S&T, 1951.
Fewest Passing Yards Allowed: 456, Missouri S&T, 1951.
Fewest Passing Touchdowns Allowed: 0, Northwest Missouri, 1931.
Most Interceptions: 35, Missouri S&T, 1978.
Most Interceptions Returned for Touchdowns: 7, Pittsburg State, 2016.
Fewest Points Allowed: 6, Northwest Missouri, 1931.
Most Shutouts: 8, Northwest Missouri, 1931.
Fewest Total Yards Allowed: 1,715, Missouri S&T, 1949.
Fewest First Downs Allowed: 99, Missouri S&T, 1956.
Most Punt Returns: 63, Pittsburg State, 1995.
Highest Average Punt Return: 20.3, Northwest Missouri, 1966.
Most Punt Returns for Touchdowns: 5, Pittsburg State, 2011.
Most Punts Blocked: 7, Northwest Missouri, 2006.
Most Field Goals Blocked: 5, Northwest Missouri, 1989.
Most KO Returns: 72, Southwest Baptist, 2000.
Most KO Returns For TD: 2, 14 times. Most recent - Central Missouri, 2016.
Highest Punting Average: 45.7, Southwest Missouri, 1965.

Consecutive

Most Consecutive Wins: 30, Northwest Missouri, 2015-16.
Most Consecutive Losses: 31, Missouri S&T, 2001-03.
Most Consecutive Games Without Being Shutout: 284, Central Missouri, Sept. 21, 1991-present.
Most Consecutive Shutouts Posted: 7, Northwest Missouri, 1931.
Most Consecutive Games Without a Tie: 344, Truman State, Oct. 14, 1978 to Nov. 10, 2012.
Most Consecutive Conference Wins: 49, Northwest Missouri, Nov. 5, 2005 to Oct. 1, 2011.
Most Consecutive Winning Seasons: 21, Northwest Missouri, 1995-present.

MIAA Individual Records

Single Game

Most Rushing Attempts: 50, Chris Brooks, Central Missouri vs. Truman State, Nov. 11, 1989.
Most Rushing Yards: 379, Ronald Moore, Pittsburg State vs. Portland State, Dec. 5, 1992.
Most Rushing Yards, One Half: 226, Brian Shay, Emporia State vs. Central Missouri, Nov. 16, 1996 (second).
Most Rushing Touchdowns: 7, Brian Shay, Emporia State vs. Missouri S&T, 1997.
Most Passing Attempts: 76, Evan Gray, Missouri S&T vs. Missouri Western, Nov. 15, 2003.
Most Passing Completions: 47, Evan Gray, Missouri S&T vs. Missouri Western, Nov. 15, 2003.
Most Passing Yards: 522, Brent Wilson, Emporia State vs. Central Oklahoma, Sept. 21, 2013.
Most Touchdown Passes: 7, Brent Wilson, Emporia State vs. Central Oklahoma, Sept. 21, 2013.
Most Receptions: 21, Jarett Vito, Emporia State vs. Truman State, Nov. 4, 1995.
Most Receiving Yards: 268, Gavin Lutman, Pittsburg State vs. Emporia State, Oct. 11, 2014.
Most Touchdown Receptions: 5, Ray Ray Davis, Emporia State vs. Central Oklahoma, Sept. 21, 2013.
Most Offensive Plays: 85, Evan Gray, Missouri S&T vs. Missouri Western, Nov. 15, 2003.
Most Total Offense: 571, Brent Wilson, Emporia State vs. Central Oklahoma, Sept. 21, 2013.
Most All-Purpose Yards: 469, Brian Shay, Emporia State vs. Washburn, Oct. 30, 1997.
Most Points Scored: 46, Brian Shay, Emporia State vs. Missouri S&T, Nov. 8, 1997.
Most Touchdowns Scored: 7, Brian Shay, Emporia State vs. Missouri S&T, Nov. 8, 1997.
Most Extra Points Made: 13, Nathan Alleman, Pittsburg State vs. Missouri S&T, Sept. 25, 2004.
Most Extra Points Attempted: 13, Nathan Alleman, Pittsburg State vs. Missouri S&T, Sept. 25, 2004.
Most Two-point Conversions: 2, Jarett Vito, Emporia State vs. Truman State, Nov. 4, 1995.
Most Field Goals Made: 6, Steve Huff, Central Missouri vs. Southeast Missouri, Nov. 2, 1985.
Most Field Goal Attempted: 6, Steve Huff, Central Missouri vs. Southeast Missouri, Nov. 2, 1985.
Most Kicking Points: 19, Steve Huff, Central Missouri vs. Southeast Missouri, Nov. 2, 1985 (six FGs, one PAT) and Greg Zuerlein, Missouri Western vs. Lincoln, Oct. 8, 2011 (10 PATs, three FGs).
Most Punts: 14, Aaron Hafner, Southwest Baptist vs. Central Missouri, Nov. 9, 1996 and Javon Collins, Southwest Baptist vs. Pittsburg State, Oct. 11, 1997.
Most Punt Returns: 9, Craig Heath, Missouri S&T vs. Missouri Valley, Sept. 8, 1979 and Colon McNeal, Washburn vs. Fort Hays State, Sept. 11, 1999.
Most Punt Return Touchdowns: 2, Kevin Nickerson, Central Missouri vs. Quincy, Sept. 9, 2000 and RoShawn Marshall, Central Missouri vs. Truman State, Sept. 17, 2005.
Most Kickoff Returns: 10, Phil Kenney, Truman State vs. Missouri Southern, Nov. 3, 2007.
Most Kickoff Return Touchdowns: 2, Jason Douglas, Truman State, Nov. 2, 2002.
Most Interceptions: 5, Gary Evans, Truman State vs. Missouri S&T, Oct. 18, 1975 and Bruce Johnson, Lincoln vs. Kentucky State, Oct. 5, 1974.

Season

Most Rushing Attempts: 370, Xavier Omon, Northwest Missouri, 2007.
Most Rushing Yards: 2,585, Ronald Moore, Pittsburg State, 1992.
Highest Average Per Carry: 9.0, Germaine Race, Pittsburg State, 2004.
Most 100-yard Games: 14, Ronald Moore, Pittsburg State, 1992.
Most Rushing Yards By Quarterback: 286, Joseph Johnson, Northwest Missouri vs. Emporia State, Nov. 7, 1992.
Most Rushing Touchdowns: 39, Ronald Moore, Pittsburg State, 1992.
Most Passing Attempts: 670, Eric Czerniewski, Central Missouri, 2010.
Most Passing Completions: 447, Eric Czerniewski, Central Missouri, 2010.

Best Passing Pct.: 74.6, Toby Korrodi, Central Missouri, 2005 (179-of-240).
Most Passing Yards: 5,207, Eric Czerniewski, Central Missouri, 2010.
Most Yards Per Passing Attempt: 10.7, Jeff Moreland, Pittsburg State, 1995.
Most Yards Per Passing Completion: 18.7, Matt Cook, Missouri Southern, 1991.
Most Consecutive Completions: 23, Toby Korrodi, Central Missouri.
Most Consecutive Attempts Without an Interception: 314, Anthony Abenoja, Pittsburg State, Oct. 19, 2013 to Oct. 18, 2014.
Most Passing Touchdowns: 46, Eric Czerniewski, Central Missouri, 2010.
Most Receptions: 143, Nick Smart, Southwest Baptist, 2007.
Most Receiving Yards: 1,559, Jake Soy, Northwest Missouri, 2009.
Highest Average Per Reception (Min. 40 receptions): 24.0, Rod Smith, Missouri Southern, 1991.
Most Receiving Touchdowns: 27, Jake Soy, Northwest Missouri, 2009.
Most Total Offense: 5,203, Eric Czerniewski, Central Missouri, 2010.
Most All-Purpose Yards: 3,400, Ronald Moore, Pittsburg State, 1992.
Most Points: 254, Ronald Moore, Pittsburg State, 1992.
Most Touchdowns: 41, Ronald Moore, Pittsburg State, 1992.
Most Kicking Points: 151, 25, Simon Mathiesen, Northwest Missouri, 2015. (76 PATs, 25 FGs).
Most Extra Points Made: 109, Nathan Alleman, Pittsburg State, 2004.
Most Extra Points Attempted: 112, Nathan Alleman, Pittsburg State, 2004.
Most Consecutive Extra Points Made: 74, Taylor Anderson, Missouri Western, 2012.
Most Two-point Conversions: 4, Ronald Moore, Pittsburg State, 1992; Jarett Vito, Emporia State, 1995 and 1997 and Brian Shay, Emporia State, 1996.
Most Field Goals Made: 25, Simon Mathiesen, Northwest Missouri, 2015.
Most Field Goals Attempted: 31, Simon Mathiesen, Northwest Missouri, 2015.
Best Field Goal Percentage (Min. 10 made): 95.8, Greg Zuerlein, Missouri Western, 2011 (23-of-24).
Most Punts: 98, John Tassi, Lincoln, 1981.
Best Punting Average (Min. 35 punts): 45.95, Brian Moorman, Pittsburg State, 1997.
Most Punt Returns: 43, Jason Melnick, Northwest Missouri, 1996.
Best Punt Return Average (Min. 10 returns): 20.3, Jeff Linden, Northwest Missouri, 1982 (13-264 yards).
Most Punt Return Touchdowns: 4, RoShawn Marshall, Central Missouri, 2005.
Most Kickoff Returns: 42, Bobby Yates, Central Missouri, 1990.
Best Kickoff Return Average (Min. 15 returns): 31.7, Karl Evans, Missouri Southern, 1992 (18-571 yards).
Most Kickoff Return Touchdowns: 2, nine times. Most recent - Jaylen Zachery, Central Missouri, 2016.
Most Interceptions: 14, Pierre Thomas, Missouri Western, 2003.
Most Interception Return Touchdowns: 2, 19 times. Most recent - Four in 2016.

Individual Long Plays

Longest Rush: 99, LaRonn Council, Northwest Missouri vs. Central Missouri, Oct. 11, 2008.
Longest Pass: 99, four times.
Longest Punt: 88, Mike Miletich, Truman State vs. Central Missouri, Oct. 22, 1988.
Longest Punt Return: 97, Frank Ricchi, Missouri S&T vs. Northwest Missouri, 1949.
Longest Kickoff Return: 100, 16 times. Most recent - Morris Henderson, Lincoln vs. Grambling, Sept. 14, 2013.
Longest Interception Return: 100, Bruce Johnson, Lincoln vs. Missouri S&T, Nov. 23, 1972; Travis Lee, Emporia State vs. Central Oklahoma, Sept. 9, 2007; Nate Bruto, Missouri Western vs. Fort Hays State, Sept. 12, 2009.
Longest Fumble Return: 100, Levonte Douglas, Central Oklahoma vs. Emporia State, Sept. 20, 2014; Robert Spinks, Missouri Southern vs. Truman State, Oct. 2, 2004.
Longest Field Goal: 61, Mike Wood, Southeast Missouri vs. Lincoln, Nov. 15, 1975.

MIAA Individual Records

Single Game/Season Lists

Single-Game Rushing Yards

1. Ronald Moore, Pittsburg State vs. Portland State (12-1-1992)	379
2. Brian Shay, Emporia State vs. Washburn (10-5-1996)	361
3. Albert Bland, Missouri Southern vs. Washburn (10-29-1994)	321
4. Tyler Paul, Emporia State vs. Truman State (10-4-2003)	311
5. Germaine Race, Pittsburg State vs. Central Missouri (11-11-2006)	309
5. Xavier Omon, Northwest Missouri vs. Chadron State (12-1-2007)	309

Single-Season Rushing Yards Att. Avg. TDs

1. Ronald Moore, Pittsburg State, 1992	2,585	356	7.3	39
2. Xavier Omon, Northwest Missouri, 2007	2,337	370	6.3	37
3. Brian Shay, Emporia State, 1998	2,265	293	7.7	29
4. Germaine Race, Pittsburg State, 2004	2,213	247	9.0	26
5. Michael Hill, Missouri Western, 2012	2,168	311	7.0	16

Single-Game Passing Yards

1. Brent Wilson, Emporia State vs. Central Oklahoma (9-21-2013)	522
2. Matt Ticich, Truman State vs. Upper Iowa (9-8-2007)	493
2. Eric Czerniewski, Central Missouri vs. Illinois State (9-2-2010)	493
4. Brent Wilson, Emporia State vs. Central Missouri (9-11-2014)	489
5. Ben Gomez, Lindenwood vs. Nebraska-Kearney (9-28-2012)	480

Single-Season Passing Yards C-A Pct. TDs

1. Eric Czerniewski, Central Missouri, 2010	5,207	447-670	66.7	46
2. Brent Wilson, Emporia State, 2015	4,244	337-521	64.7	40
3. Blake Bolles, Northwest Missouri, 2009	4,145	312-449	69.5	42
4. Dane Simoneau, Washburn, 2011	4,089	280-482	58.1	38
5. Chris Greisen, Northwest Missouri, 1998	4,076	280-451	62.1	38

Single-Game Receiving Yards

1. Gavin Lutman, Pittsburg State vs. Emporia State (10-11-2014)	268
2. Rod Smith, Missouri Southern vs. Southwest Baptist (10-19-1991)	254
3. Mike Berentes, Truman State vs. Missouri State (11-7-1970)	248
4. Terren Adams, Missouri Western vs. Washburn (11-16-1991)	238
4. Kendall Fisher, Pittsburg State vs. Emporia State (10-10-2009)	238

Single-Season Receiving Yards Rec. Avg. TDs

1. Jake Soy, Northwest Missouri, 2009	1,559	92	16.9	27
2. Joe Hastings, Washburn, 2010	1,546	87	17.8	15
3. Ronnie West, Pittsburg State, 1991	1,495	74	20.2	14
4. Jamorris Warren, Central Missouri	1,458	109	13.4	20
5. Rod Smith, Missouri Southern, 1991	1,439	60	24.0	15

Single-Season Tackles Tackles

1. Dennis O'Hagen, Missouri State, 1980	226
2. John Harvey, Missouri State, 1979	186
3. Connor Harris, Lindenwood, 2015	184
4. Tyler Kozeal, Nebraska-Kearney, 2015	176
5. Tyler Kozeal, Nebraska-Kearney, 2016	174

Single-Season Sacks Sacks

1. Troy Wilson, Pittsburg State, 1991	23.0
2. Collin Bevins, Northwest Missouri, 2015	15.5
2. Kevin Patterson, Southwest Baptist, 1986	15.5
4. Sie Doe Jr., Fort Hays State, 2016	15.0
4. Eric McDowell, Missouri Western, 2003	15.0

Single-Season Interceptions Interceptions

1. Pierre Thomas, Missouri Western, 2003	14
2. Gary Evans, Truman State, 1975	11
2. Bill Grantham, Missouri S&T, 1978	11
2. Greg Maack, Central Missouri, 1982	11
5. Mike Rivers, Northwest Missouri, 1983	10

MIAA Champions

2021: Northwest Missouri	1974: Northwest Missouri
2020: No Season	1973: Southeast Missouri
2019: Central Missouri	1972: Lincoln
Northwest Missouri	Northwest Missouri
2018: Fort Hays State	1971: Truman State
Northwest Missouri	1970: Central Missouri
2017: Fort Hays State	Truman State
2016: Northwest Missouri	1969: Southeast Missouri
2015: Northwest Missouri	Truman State
2014: Northwest Missouri	1968: Southeast Missouri
Pittsburg State	1967: Southeast Missouri
2013: Northwest Missouri	1966: Missouri State
2012: Missouri Western	1965: Truman State
2011: Pittsburg State	1964: Truman State
2010: Northwest Missouri	1963: Missouri State
2009: Northwest Missouri	1962: Southeast Missouri
2008: Northwest Missouri	1961: Truman State
2007: Northwest Missouri	1960: Truman State
2006: Northwest Missouri	1959: Southeast Missouri
2005: Washburn	1958: Southeast Missouri
2004: Pittsburg State	1957: Southeast Missouri
2003: Central Missouri	1956: Central Missouri
Emporia State	Missouri S&T
Missouri Western	1955: Southeast Missouri
Northwest Missouri	1954: Truman State
Pittsburg State	1953: Truman State
2002: Northwest Missouri	1952: Northwest Missouri
2001: Pittsburg State	Truman State
2000: Northwest Missouri	1951: Missouri State
1999: Northwest Missouri	Truman State
1998: Northwest Missouri	1950: Missouri S&T
1997: Northwest Missouri	1949: Missouri S&T
1996: Northwest Missouri	1948: Northwest Missouri
Pittsburg State	Missouri State
1995: Pittsburg State	1947: Missouri S&T
1994: Pittsburg State	1946: Southeast Missouri
1993: Missouri Southern	1945: No Champion (WWII)
1992: Pittsburg State	1944: No Champion (WWII)
1991: Pittsburg State	1943: No Champion (WWII)
1990: Pittsburg State	1942: Northwest Missouri
1989: Pittsburg State	Southeast Missouri
1988: Central Missouri	1941: Missouri S&T
Southeast Missouri	Northwest Missouri
Truman State	1940: Missouri State
1987: Central Missouri	1939: Northwest Missouri
Southeast Missouri	1938: Northwest Missouri
1986: Central Missouri	1937: Southeast Missouri
1985: Truman State	1936: Truman State
1984: Northwest Missouri	1935: Truman State
1983: Central Missouri	1934: Truman State
Missouri S&T	1933: Truman State
1982: Truman State	1932: Truman State
1981: Truman State	1931: Northwest Missouri
1980: Missouri S&T	1930: Truman State
1979: Northwest Missouri	1929: Truman State
1978: Missouri State	1928: Missouri State
1977: Missouri S&T	Truman State
Southeast Missouri	1927: Truman State
1976: Southeast Missouri	1926: Central Missouri
Truman State	1925: Northwest Missouri
1975: Southeast Missouri	1924: Truman State



All-Conference Selections

In 116 years of football, Central Oklahoma has had 422 players earn all-conference honors a combined 577 times.

The Bronchos have been members of the Oklahoma Collegiate Conference, NAIA District Nine, the Lone Star Conference and for a time the LSC North Division, and as has been since 2012, members of the Mid-America Intercollegiate Athletics Association.

Only four players – John Adams, Alex Aguilar, Dale Alexander and Steve Tate – have been four-time all-conference performers, while 27 players have won all-conference recognition three times.

A year-by-year look at UCO's all-conference players.

MIAA

2021

DL Michael Slater (1st)
DB Dylan Buchheit (2nd)
OL Seth Carmack (2nd)
TE Daunte McGee (3rd)
DL Noah West (3rd)

2019

OL Tyler Stilwell (1st)
DB O'Shay Harris (1st)
WR Dustin Basks (3rd)
OL Nick George (3rd)
TE Daunte McGee (3rd)
DL Mike Rios (3rd)
DL Drequan Brown (3rd)
LB Bryan Burns (3rd)

2018

OL Noah Hammons (1st)
DB O'Shay Harris (1st)
OL Tyler Stilwell (2nd)
DL Justin Stewart (2nd)
WR Dustin Basks (3rd)
OL Nick George (3rd)
DL Eli Hooks (3rd)
LB Alex Figueroa (3rd)
LB Colton Lindsey (3rd)
DB Malik Walker (3rd)

2017

WR J.T. Luper (1st Team; Off. POY)
OL Sam Noble (1st)
LB Alex Figueroa (2nd)
QB Chas Stallard (3rd)
WR Josh Crockett (3rd)
LB Colton Lindsey (3rd)
DL Carson Smith (3rd)
DB Omari Cole (3rd)

2016

RB Clay McKenzie (2nd)
OL Brandon Waggoner (2nd)
WR Connor Pulley (3rd)
OL Sam Noble (3rd)
DT Deontay Wilson (3rd)

2015

DT Kenny Allen (1st)
OL Landon Chappell (1st)
RB Clay McKenzie (1st)
LB Malcolm Howard (2nd)
KR J.T. Luper (2nd)
OL Brandon Waggoner (2nd)
QB T.J. Eckert (3rd)
PK Seth Hiddink (3rd)
WR J.T. Luper (3rd)
DL Deontay Wilson (3rd)

2014

DT Kenny Allen (2nd)
RB Jake Gandara (2nd)
DB Matt Pruitt (2nd)

WR Marquez Clark (3rd)
LB Chass Glaspie (3rd)
OL Brandon Waggoner (3rd)
QB Chas Stallard (Freshman of Year)

2013

RB Joshua Birmingham (1st)
WR Marquez Clark (1st)
DL Kenny Allen (2nd)
OL Cameron Pound (2nd)

2012

RB Joshua Birmingham (1st)
DT Herbert Byrd (2nd)

LSC North Division

2010

RB Joshua Birmingham (1st)
WR Daniel Morrell (1st)
WR Dolphin Davis (2nd)
LB Tucker Cason (2nd, Aca.)
OL Cody Ellett (2nd)
DS Bryce Davis (2nd)
WR Tucker Holland (2nd, Aca.)
OL Jake Kessen (2nd)
DB Keno Meadows (2nd)
DB Creadell Pennon (2nd)
PK Chris Robbs (2nd, Aca.)
QB Ethan Sharp (2nd)

2009

LB Tucker Cason (1st, Aca.)
WR Ryan Gallimore (1st)
DB Giorgio Durham (1st)
LB Terry Hardeman (1st)
DL Freddie Harris (1st)
QB Brandon Noohi (1st)
RB Jason Palmer (1st)
OL Luke Sapolu (1st)
WR Daniel Morrell (2nd)
OL Cody Hughes (2nd)
DL Jermelle Cudjo (2nd)
WR Matt Jackson (Aca.)

2008

LB K.C. Asiodu (1st)
DT Jermelle Cudjo (1st)
WR Ryan Gallimore (1st)
DB Matt Gates (1st)
DE Micah Howeth (1st)
DB T.J. Shaw (1st)
OL Dustin Finn (2nd)
OL Fernando Franco (2nd)
LB Terry Hardeman (2nd)
DE Freddie Harris (2nd)
WR Kendall Hendricks (2nd)
OL Jonathan Llana (2nd)
QB Brandon Noohi (2nd)
DT Kenneth Pointer (2nd)

2007

RB Ben Birmingham (1st)
LB Will Clewis (1st)
DT Jermelle Cudjo (1st)

TE Brock Gruenberg (1st)
DE Corey Lewis (1st)
DB Brandon Smith (1st)
FB Kwesi Keller (2nd)
OL Jonathan Llana (2nd)
DB Marcus Martinez (2nd)
DB T.J. Shaw (2nd)

2006

FB Alex Aguilar (1st)
OL Bobby Brooks (1st)
LB Will Clewis (1st)
PK Jason Dixon (1st)
LB Tyler Ellis (1st)
DL Kola Olasiji (2nd)
DB Brandon Smith (2nd)
DB Burnell Smith (2nd)

2005

FB Alex Aguilar (1st)
WR Fred Shaw (1st)
DL Durand Smith (1st)
OL Kito Talbert (1st)
QB Justin Allgood (2nd)
OL Bobby Brooks (2nd)
OL Matt Compton (2nd)
P Keegan Riddle (2nd)
WR Kenneth Shelton (2nd)
TE Tyler Yoas (2nd)

2004

FB Alex Aguilar (1st)
WR Zach Edwards (1st)
PK A.J. Haglund (1st)
DB Bernard Moore (1st)
DB Fred Shaw (1st)
QB Justin Allgood (2nd)
OL Brent Davison (2nd)
LB Uriah Matthew (2nd)
DL Durand Smith (2nd)
TE Tyler Yoas (2nd)

2003

DB Anthony Byrd (1st)
PK A.J. Haglund (1st)
RB Jarrod Manoy (1st)
FB Alex Aguilar (2nd)
OL B.J. Bender (2nd)
OL Joe Hall (2nd)
WR Zach Edwards (2nd)
DB Vince Hall (2nd)
LB Uriah Matthew (2nd)
DL Danny Nephew (2nd)
OL Mark Tickner (2nd, Aca.)
DL Chad Whiteside (2nd)
QB Erick Johnson (Aca.)

2002

FB Nick Bobeck (1st)
WR Dee Dee Carter (1st)
DL Dustin Files (1st)
TE Brandon Whiteley (1st)
RB Tarik Abdullah (2nd)
OL B.J. Bender (2nd)

DB Vince Hall (2nd)
DE Danny Nephew (2nd)
QB Erick Johnson (Aca.)
OL Mark Tickner (Aca.)

2001

OL B.J. Bender (1st)
WR Dee Dee Carter (1st)
DL Ryan Cooper (1st)
QB Brett Manning (1st, Aca.)
TE Brandon Whiteley (1st)
RB Greg Briley (2nd)
LB Raider McHugh (2nd)
OL Mark Tickner (Aca.)

2000

OL Ryan Ambrose (1st)
DL Claude Davis (1st)
OL John Fitzgerald (1st)
DB Kelly Heathington (1st)
PK Evan Luttrell (1st, Aca.)
DL Brad Shea (1st)
RB Greg Briley (2nd)
DB Jon Brazeal (2nd)
FB Tyler Griffin (2nd)
WR Chad Hacker (2nd)
LB Jess Loepp (2nd, Aca.)
OL Aaron Notarianni (2nd)

1999

WR Todd Barnes (1st)
RB Greg Briley (1st)
TE Jett Cornett (1st)
DL Claude Davis (1st)
OL John Fitzgerald (1st)
DB Johnnie Jones (1st)
DB Kelly Heathington (2nd)
LB Brian Morton (2nd)
PK Evan Luttrell (Academic)
QB Brett Manning (Aca.)

1998

DB Brandon Carder (1st)
OL Aaron Chester (1st)
TE Jett Cornett (1st)
RB Reggie Donner (1st)
DL Claude Davis (1st)
OL John Fitzgerald (1st)
PK Ronnie Gulikers (1st)
OL Brad Lawson (1st)
DB Johnnie Jones (1st)
LB Johnny Luter (1st)
DL Jason Remppe (1st)
WR Todd Barnes (2nd)
QB Scott Condict (2nd, Aca.)
RB Ryan Logan (2nd)
LB Brian Morton (2nd)
P David Simpson (2nd)
DS Jeff Slayton (Aca.)

1997

TE Derek Elmore (1st)
DE Chad Gruver (1st)
PK Ronnie Gulikers (1st)

All-Conference Selections

OL Chris McKenzie (1st)
 OL Dustin McNeal (1st)
 QB Sean Morgan (1st, Aca.)
 DB Hurley Tarver (1st)
 OL Aaron Chester (2nd)
 DB Kenny Evans (2nd)
 RB Ryan Logan (2nd)
 DL Jeremiah Johnston (2nd)
 WR J.C. Estep (Aca.)
 LB Scott Hipp (Aca.)

LSC

1996
 TE Derek Elmore (1st)
 RB Jubarko Gaines (1st)
 LB Johnny Luter (1st)
 OL Dustin McNeal (1st)
 OL Chris McKenzie (2nd)
 DB Richard Norman (2nd)
 DE Phil Sexton (2nd)
 WR J.C. Estep (Aca.)
 DL Travis Hildebrand (Aca.)

1995
 OL Chance Nelson (1st)
 LB Blaine Storts (1st)
 WR Tony Bryson (2nd)
 LB Johnny Luter (2nd)
 DB Richard Norman (2nd)
 OL Aaron Roberson (2nd)
 DE Phil Sexton (2nd)
 DL Travis Hildebrand (Aca.)
 QB Stanley Pena (Aca.)

1994
 RB Joe Aska (1st)
 LB Eric Brinkley (1st)
 DB Elton Rhoades (1st)
 WR Tony Bryson (2nd)
 DL Troy Chitsey (2nd)
 OL Flo Gonzalez (2nd, Aca.)
 OL Mike Filson (2nd)
 OL Chance Nelson (2nd)
 QB Stanley Pena (Aca.)

1993
 OL Flo Gonzalez (1st)
 RB Tyrone Jones (1st)
 LB Jason Melkisetian (1st)
 DT Ira Richards (1st)
 OL Bill Lancaster (2nd)
 TE Ryan Orton (2nd)
 DB Elton Rhoades (2nd)
 RB Glenn Starks (2nd)
 QB Terry Payne (Aca.)
 OL Chris Sumpter (Aca.)

1992
 RB Tyrone Jones (1st)
 OL Brian Key (1st)
 DT Ira Richards (1st)
 OL Flo Gonzalez (2nd)
 OL Mike Cizek (2nd)
 P Paul Irland (2nd)
 LB Jason Melkisetian (2nd)
 DB Mart Leming (2nd)
 DB Maurice Davenport (2nd)
 DE Barry Armstrong (Aca.)

1991
 NG Ira Richards (1st)
 P Paul Irland (2nd, Aca.)
 DE Barry Armstrong (Aca.)

1990
 RB Pinkey Hurley (1st)
 LB Keith Traylor (1st)
 DT Craig Satepauhoodle (2nd)
 OL Scott Key (Aca.)

1989
 RB Pinkey Hurley (1st)
 LB Keith Traylor (1st)
 WR Nathaniel Dash (Aca.)

1988
 DE Dean Shinault (1st)
 DB Robert Gordon (1st)

District Nine

1988
 RB Pinkey Hurley (1st)
 DE Dean Shinault (1st)
 LB Mike Bennett (1st)
 TE Ray Collins (2nd)
 DB Robert Gordon (2nd)
 QB Zane Burgess (Aca.)
 OL Doug Brown (Aca.)
 LB Marty Irland (Aca.)
 OL Buck Irwin (Aca.)

1987
 DB Neil Galbraith (1st)
 DE Clint Howard (2nd)
 LB Mike Bennett (2nd)
 DB Larry Porter (2nd)

1986
 RB John Sterling (1st)
 PK Mark Monroe (1st, Aca.)
 DL Charles Bell (1st)
 LB Egean Collins (1st)
 WR Tony Felton (2nd)
 OL Jeff Pyle (2nd)
 OL Scott Leggett (2nd)
 DL Brian Mann (2nd)
 QB Glynn Walker (Aca.)

1985
 WR Aaron Bruner (1st)
 OL Scott Leggett (1st)
 OL Jeff Pyle (1st)
 RB Eddie Goodlow (1st)
 PK Mark Monroe (1st, Aca.)
 DE Herb Allison (1st, Aca.)
 QB Glynn Walker (2nd, Aca.)
 RB John Sterling (2nd)
 DL Charles Bell (2nd)
 LB Egean Collins (2nd)
 DB Lester Baldwin (2nd)

1984
 OL Ron Whiteley (1st)
 RB Eddie Goodlow (1st)
 LB Mike Tasby (1st)
 LB Ed Desherow (1st)
 DB Randy Preston (1st)
 TE Chris Edgmon (2nd)
 WR Aaron Bruner (2nd)
 DE Bo Mathews (2nd)
 PK Mark Monroe (Aca.)
 DL Ricky Oliver (Aca.)

1983
 WR Willie Henderson (1st)
 WR Daric Zeno (1st)

OL Rod Davis (1st)
 QB Randy Page (1st)
 RB Joe Hayes (1st)
 DL Tim Stone (1st)
 LB Ed Desherow (1st)
 DB John Preston (1st)
 OL Ron Whiteley (2nd)
 OL Buddy Link (2nd)
 RB Bruce Vann (2nd)
 DL Ricky Oliver (2nd)
 LB Mike Tasby (2nd)
 DB Randy Preston (2nd)

1982
 WR Daric Zeno (1st)
 OL Rod Davis (1st)
 QB Randy Page (1st)
 RB Steve McKeaver (1st)
 P Willie Henderson (1st)
 DL Ron Mackey (1st)
 DB John Preston (1st)
 LB Ed Desherow (2nd)
 DB Danny Webb (2nd)
 OL Ron Whiteley (2nd)
 WR Willie Henderson (2nd)

1981
 WR Daric Zeno (1st)
 LB Ken Oleson (1st)
 DB Danny Webb (1st)
 OL Jeff Leader (2nd)
 RB Randy Jones (2nd)
 DL Ron Mackey (2nd)

1980
 RB Clifford Chatman (1st)
 LB Ken Oleson (1st)
 WR Willie Henderson (2nd)
 OL Jeff Leader (2nd)
 QB Scott Burger (2nd)
 RB Steve Tate (2nd)
 P Scott Burger (2nd)
 DL Jay Jordan (2nd)
 OL Rick Leath (2nd)

1979
 QB Scott Burger (1st)
 RB Steve Tate (1st)
 OL Kirk Condry (1st)
 DT Terry Jones (1st)
 DL Ross Dodson (1st)
 DB Danny Washington (1st)
 RB Clifford Chatman (2nd)
 DL Gary Morgan (2nd)
 DB Sylvester Moore (2nd)

1978
 TE Garry Smith (1st)
 OL Chet Mongold (1st)
 OL Kirk Condry (1st)
 RB Steve Tate (1st)
 RB Clifford Chatman (1st)
 DL Ross Dodson (1st)
 OL Ray Pearce (2nd)
 DL Ron Cramer (2nd)
 DB Danny Washington (2nd)

1977
 TE Garry Smith (1st)
 OL Chet Mongold (1st)
 RB Steve Tate (1st)

DL Ron Cramer (1st)
 DL Ross Dodson (2nd)
 DL John Adams (2nd)
 DB Mike Ciskowski (2nd)
 OL Dennis Brooks (2nd)
 RB George Seacrist (2nd)

1976
 WR Carl Hawkins (1st)
 OL Steve Leemhuis (1st)
 DE John Adams (1st)
 DL Dale Alexander (1st)
 LB Jim Stone (1st)
 TE Garry Smith (2nd)
 OL Dennis Brooks (2nd)

1975
 OL Kevin Smith (1st)
 OL Steve Leemhuis (1st)
 DL Dale Alexander (1st)
 LB Jim Stone (1st)

1974
 OL Bobby Lane (1st)
 DL Dale Alexander (1st)
 DB Marlon Gay (1st)

Oklahoma Collegiate

1975
 OL Kevin Smith (1st)
 OL Steve Leemhuis (1st)
 DL Dale Alexander (1st)
 LB Jim Stone (1st)
 PK Randy Ritchie (1st)
 WR Max Tuepker (2nd)
 OL Bobby Lane (2nd)
 DL Mike McGinley (2nd)
 DL John Adams (2nd)
 DB Marlon Gay (2nd)

1974
 OL Bobby Lane (1st)
 DE Rocky Kime (1st)
 DL Dale Alexander (1st)
 DB Marlon Gay (1st)
 OL Kevin Smith (2nd)
 RB Johnny Eastep (2nd)
 DE John Adams (2nd)
 DL Mike McGinley (2nd)
 LB Jim Stone (2nd)
 DB Raymond Hayes (2nd)

1973
 OL Ray Nash (1st)
 RB Johnny Eastep (1st)
 LB Steve Edmondson (1st)
 DB Dennis Cunningham (1st)
 DL Dale Alexander (2nd)

1972
 OL Tom Steward (1st)
 QB Mike Jones (1st)
 RB James Hooks (1st)
 RB David Wooley (1st)
 DL Brad Hutchison (1st)
 LB Cecil Harry (1st)
 OL Ray Nash (2nd)
 DL Ben Larimore (2nd)

All-Conference Selections

1971

OL Houston Haynes (1st)
 OL Ed Irby (1st)
 DL Ashley Rutherford (1st)
 LB Jack Ross (1st)
 DB Royce Howard (1st)
 WR James Brooks (2nd)

1970

WR Charles Dunlap (1st)
 QB Mike Jones (1st)
 DL Jack O'Donnell (1st)
 DB Keni Ray (1st)
 RB James Hooks (2nd)
 LB Jack Ross (2nd)

1969

DE Don Eldridge (1st)
 DL Jack O'Donnell (1st)
 QB Phil Thompson (1st)
 WR Charles Dunlap (2nd)
 RB Dale Holland (2nd)
 DB Tony Determan (2nd)

1968

OL Don Freeman (1st)
 DE Don Eldridge (1st)
 LB Brad Avant (1st)
 OL Larry Heard (2nd)
 RB Terry Bryant (2nd)
 RB Dale Holland (2nd)
 DB Ken Talley (2nd)

1967

OL Larry Heard (1st)
 OL Don Freeman (1st)
 DE Charles Miller (1st)
 WR Darrell Sadler (2nd)
 DL Doyle McGraw (2nd)
 DB Ken Talley (2nd)

1966

TE Bob Kaser (1st)
 RB Vernon Moore (1st)
 LB Carl C. Smith (1st)
 DB Robert Wade (1st)
 DL Willie Swan (2nd)
 DB Steve Keaton (2nd)
 OL Don Freeman (2nd)

1965

LB Carl C. Smith (1st)
 TE Jerome Bell (2nd)
 OL Ron Richardson (2nd)
 RB Bobby Williams (2nd)
 DB Vernon Moore (2nd)

1964

WR Billy Jones (1st)
 LB Carl C. Smith (1st)
 OL Carl J. Smith (1st)
 DL Willie Swan (1st)
 DB Mickey Hoy (1st)

1963

WR Billy Jones (1st)
 OL Clyde Frolich (1st)
 LB Val Reneau (1st)
 LB Jack Kreider (1st)
 DB Mickey Hoy (1st)
 DL Ollie Cromwell (2nd)

1962

WR Billy Jones (1st)
 OL Tim Haws (1st)
 RB R.L. Briggs (1st)
 QB Mike Rollins (1st)
 RB George Hughley (1st)
 DE Ed Nowlin (1st)
 DL Jack Schammahorn (1st)
 DB Val Reneau (1st)
 DB Gilbert Gonzales (1st)

1961

OL Ken Leach (1st)
 DL Bob Sams (1st)
 DE Ed Nowlin (1st)
 DL Fred Trenary (1st)
 DL Joe Straw (1st)
 DB Gilbert Gonzales (1st)

1960

RB Raymond Hayes (1st)
 OL Jerry Perry (1st)
 DL Bob Sams (1st)
 LB Barry Mashburn (1st)

1959

RB Raymond Hayes (1st)
 OL Jerry Perry (1st)
 RB John Arnold (1st)
 DT Bob Sams (1st)
 DE J.W. Lockett (1st)

1958

OL John Smart (1st)
 DE J.W. Lockett (1st)
 RB Lloyd Rumbaugh (2nd)

1957

WR Jack Bond (2nd)
 OL Harvey Hurtt (2nd)
 DL Larry Adair (2nd)

1956

DL Larry Smith (1st)
 DL Larry Adair (1st)
 WR Tom Pearson (1st)
 RB Dale Duggins (2nd)

1955

WR Jack Bond (1st)
 OL Bob Vance (1st)
 OL Harold Cook (2nd)
 RB Leroy Henderson (2nd)
 DL Larry Adair (2nd)
 RB Gerald Cheek (2nd)

1954

WR Bill Weber (1st)
 OL Kenneth Lindsey (1st)
 OL Bill Sirkel (1st)
 RB Bruce Shaw (1st)
 OL Larry Smith (2nd)
 QB Buddy Foreman (2nd)
 RB Charles Murdock (2nd)

1953

RB Gene Gower (1st)
 OL Martin Moore (1st)
 OL Kenneth Lindsey (1st)
 WR Don Burget (1st)

1952

OL Jackie Brooks (1st)
 OL Kenneth Lindsey (1st)
 RB Lonnie Gilliland (1st)

1951

RB Lonnie Gilliland (1st)
 WR Don Burget (1st)

1950

RB Leroy Henderson (1st)
 RB George Burget (1st)
 OL Mel Rosenblum (1st)
 OL Leroy Marshall (1st)

1949

RB George Burget (1st)
 WR Warren Carmichael (1st)
 QB Tommy Steigleder (1st)
 OL Mel Rosenblum (1st)

1948

RB Gene Dees (1st)
 WR Warren Carmichael (1st)

1947

RB Gene Dees (1st)
 OL Dick LeFavor (1st)

1946

RB John Dunaway (1st)
 RB Duard Givens (1st)
 OL Dick LeFavor (1st)
 OL Oscar Raglin (1st)
 OL Kenneth Brady (1st)

1945

QB Bob Van Antwerp (1st)
 RB Cranford French (1st)
 OL Kenneth Brady (1st)
 OL Murl Venard (1st)
 E Red Springer (1st)

1941

QB Dorman Landtroop (1st)
 RB Ewel Jones (1st)

1940

RB Jay Thompson (1st)

1939

RB Jay Thompson (1st)
 OL Edison Taylor (1st)
 OL James Copenhauer (1st)
 E Otis Delaporte (1st)
 E C.B. Speegle (1st)

1938

QB Jim Tyner (1st)
 RB Jay Thompson (1st)
 OL Sonny Boyett (1st)
 E Otis Delaporte (1st)

1937

QB Jim Sanders (1st)
 RB Bus Blackburn (1st)
 OL Bill Giles (1st)
 E W.C. Barnard (1st)

1936

QB Tip Jacobson (1st)
 RB Bus Blackburn (1st)
 OL Jack Atkins (1st)
 OL Bill Giles (1st)
 E W.C. Barnard (1st)

1935

QB Jim Haught (1st)
 OL Ernest Miller (1st)
 OL Bill Tillman (1st)
 DB Jim Sanders (1st)

1934

OL Emil Schellstede (1st)
 OL Lawrence DeVore (1st)
 E W.C. Barnard (1st)

1932

RB Bill Wallace (1st)
 RB Terry Thompson (1st)
 OL Dale Hamilton (1st)
 OL Lawrence DeVore (1st)
 E Harold Piper (1st)

1931

QB Bill Wallace (1st)
 RB Terry Thompson (1st)
 OL John Doerner (1st)
 E Ben Cleveland (1st)

1930

OL Jess Thompson (1st)
 OL Otto Frazier (1st)
 OL Walter Holt (1st)

1929

RB Willard Compton (1st)
 RB Diamond Roach (1st)
 OL Otto Frazier (1st)
 OL Albert Young (1st)

1927

RB Diamond Roach (1st)
 OL Jap Wood (1st)

1926

RB Kenneth Cramer (1st)
 E Jap Wood (1st)

1925

QB Leslie Van Noy (1st)
 RB Harry Kent (1st)

1923

RB Ernest Miller (1st)
 OL Frank Fish (1st)
 E Walter Myers (1st)

1922

RB John Williamson (1st)
 OL Hugh Forsythe (1st)

1921

OL Everette McAnich (1st)
 E Hugh Braymer (1st)
 QB Clyde Herndon (1st)
 RB John Williamson (1st)

All-Region Selections

Central Oklahoma has had 62 players earn All-Region honors a combined 84 times since selection for those teams started in 1993.

The Bronchos have had three players earn All-Region recognition three times – defensive lineman Claude Davis (1998-99-00), offensive lineman John Fitzgerald (1998-99-00) and running back Joshua Birmingham (2010-12-13).

UCO had an all-time best nine players named All-Region in 1998, including seven first-team selections.

Here's a year-by-year look at the All-Region players.

Daktronics/CCA

Player/Position	Team	Year
Michael Slater/DL	2nd	2021
JT Luper/WR	1st	2017
Landon Chappell/OL	2nd	2015
Clay McKenzie/RB	2nd	2015
Joshua Birmingham/RB	1st	2013
Marquez Clark/WR	1st	2013
Joshua Birmingham/RB	2nd	2012
Joshua Birmingham/RB	1st	2010
Giorgio Durham/DB	1st	2009
K.C. Asiodu/LB	2nd	2008
Jermelle Cudjo/DL	2nd	2008
Will Clewis/LB	1st	2007
Will Clewis/LB	1st	2006
Zach Edwards/WR	1st	2004
A.J. Haglund/K	1st	2004
Anthony Byrd/DB	1st	2003
Jarrod Manoy/RB	2nd	2003
Dee Dee Carter/WR	1st	2002
Brandon Whiteley/TE	2nd	2002
Dee Dee Carter/WR	1st	2001
B.J. Bender/OL	2nd	2001
Brandon Whiteley/TE	2nd	2001
Claude Davis/DL	1st	2000
John Fitzgerald/OL	2nd	2000
Chad Hacker/WR	2nd	2000
Kelly Heathington/DB	2nd	2000
Greg Briley/RB	1st	1999
Claude Davis/DL	1st	1999
John Fitzgerald/OL	1st	1999
Johnnie Jones/DB	1st	1999
Alton Lusk/WR	1st	1999
Todd Barnes/WR	2nd	1999
Jett Cornett/TE	2nd	1999
Brandon Carder/DB	1st	1998
Aaron Chester/OL	1st	1998
Reggie Donner/RB	1st	1998
John Fitzgerald/OL	1st	1998
Johnnie Jones/DB	1st	1998
Johnny Luter/LB	1st	1998
Jason Rempe/DL	1st	1998
Claude Davis/DL	2nd	1998
Ronnie Gulikers/K	2nd	1998
Chad Gruver/DL	1st	1997
Chris McKenzie/OL	1st	1997
Dustin McNeal/OL	1st	1997
Billy Cook/OL	2nd	1997
Ronnie Gulikers/K	2nd	1997
Hurley Tarver/DB	2nd	1997
Jubarko Gaines/RB	1st	1996
Johnny Luter/LB	1st	1996
Larry Nunn/DB	1st	1996
Dustin McNeal/OL	2nd	1996
Phil Sexton/DL	2nd	1996
Chance Nelson/OL	1st	1995
Richard Norman/DB	1st	1995
Blaine Storts/LB	2nd	1995
Joe Aska/RB	1st	1994
Eric Brinkley/LB	1st	1994
Elton Rhoades/DB	1st	1994
Flo Gonzalez/OL	2nd	1994
Flo Gonzalez/OL	1st	1993
Tyrone Jones/RB	2nd	1993
Jason Melkisetian/LB	2nd	1993



Don Hansen Football Gazette

Player/Position	Team	Year
Tyler Stilwell/OL	3rd	2019
O'Shay Harris/DB	3rd	2019
Noah Hammons/OL	2nd	2018
O'Shay Harris/DB	2nd	2018
J.T. Luper/WR	1st	2017
Brandon Waggoner/OL	3rd	2016
Landon Chappell/OL	1st	2015
Clay McKenzie/RB	1st	2015
Kenny Allen/DL	3rd	2015
Seth Hiddink/K	3rd	2015
Brandon Waggoner/OL	3rd	2015
Kenny Allen/DL	2nd	2014
Jake Gandara/RB	3rd	2014
Marquez Clark, WR	1st	2013
Joshua Birmingham/RB	2nd	2013
Joshua Birmingham/RB	2nd	2012
Joshua Birmingham/RB	1st	2010
Giorgio Durham/DB	1st	2009
Luke Sapolu/OL	2nd	2009
K.C. Asiodu/LB	2nd	2008
Jermelle Cudjo/DL	2nd	2008
T.J. Shaw/DB	3rd	2008
Will Clewis/LB	1st	2007
Corey Lewis/DL	2nd	2007
Jermelle Cudjo/DL	3rd	2007
Brandon Smith/DB	3rd	2007
Alex Aguilar/FB	1st	2006
Will Clewis/LB	1st	2006
Zach Edwards/WR	1st	2004
A.J. Haglund/K	3rd	2004
Anthony Byrd/DB	2nd	2003
Jarrod Manoy/RB	2nd	2003
B.J. Bender/OL	3rd	2003
A.J. Haglund/K	3rd	2003
Danny Nephew/DL	1st	2002
Dee Dee Carter/WR	2nd	2002
Brandon Whiteley/TE	2nd	2002

All-America Players

Central Oklahoma football has had 81 players named All-American a combined 126 times in the school's 116-year football history. The Bronchos have had players named to eight different All-America teams over the years. Four players – Clifford Chatman, John Fitzgerald, Mark Monroe and Steve Tate – earned All-America honors three times and there have been 16 two-time All-Americans. A look at UCO's All-Americans.

American Football Coaches

Player/Position	Team	Year
O'Shay Harris/DB	2nd	2018
J.T. Luper/WR	2nd	2017
Will Clewis/LB	1st	2007
Johnnie Jones/DB	1st	1999
Johnny Luter/LB	1st	1998
Dustin McNeal/OL	1st	1997
Garry Smith/TE	1st	1978

Associated Press

Player/Position	Team	Year
J.T. Luper	1st	2017
Dee Dee Carter/WR	3rd	2001
Claude Davis/DL	2nd	2000
John Fitzgerald/OL	3rd	2000
Johnnie Jones/DB	1st	1999
Claude Davis/DL	3rd	1999
John Fitzgerald/OL	3rd	1999
Johnny Luter/LB	1st	1998
Aaron Chester/OL	2nd	1998
Johnnie Jones/DB	2nd	1998
Dustin McNeal/OL	1st	1997
Chris McKenzie/OL	2nd	1997
Joe Aska/RB	1st	1994
Elton Rhoades/DB	1st	1994
Mark Monroe/PK	HM	1984
Randy Page/QB	HM	1982
John Preston/DB	HM	1982
Daric Zeno/WR	HM	1982
Clifford Chatman/RB	HM	1979
Terry Jones/DT	HM	1979

Beyond Sports Network

Player/Position	Team	Year
Marquez Clark/WR	2nd	2013

D2football.com

Player/Position	Team	Year
O'Shay Harris/DB	HM	2018
J.T. Luper/WR	1st	2017
Clay McKenzie/RB	HM	2015
Marquez Clark/WR	1st	2013
Will Clewis/LB	HM	2007
Dee Dee Carter/WR	2nd	2001
Claude Davis/DL	1st	2000
John Fitzgerald/OL	1st	2000

Daktronics, Inc.

Player/Position	Team	Year
J.T. Luper	1st	2017
Joshua Birmingham/RB	2nd	2010
Giorgio Durham/DB	1st	2009
Will Clewis/LB	1st	2007
Will Clewis/LB	2nd	2006
Zach Edwards/WR	2nd	2004
A.J. Haglund/PK	2nd	2004
Dee Dee Carter/WR	2nd	2001
Johnnie Jones/DB	1st	1999
Claude Davis/DL	2nd	1999
John Fitzgerald/OL	2nd	1999
John Fitzgerald/OL	1st	1998
Johnnie Jones/DB	1st	1998
Johnny Luter/LB	1st	1998
Aaron Chester/OL	2nd	1998
Chris McKenzie/OL	1st	1997

Dustin McNeal/OL	2nd	1997
Johnny Luter/LB	2nd	1996
Joe Aska/RB	1st	1994
Elton Rhoades/DB	1st	1994
Eric Brinkley/LB	3rd	1994

Football Gazette

Player/Position	Team	Year
Kenny Allen/DT	3rd	2014
Marquez Clark/WR	2nd	2013
Joshua Birmingham/WR	HM	2013
Giorgio Durham/DB	3rd	2009
Will Clewis/LB	1st	2007
Will Clewis/LB	2nd	2006
Alex Aguilar/RB	3rd	2006
Zach Edwards/WR	3rd	2004
Danny Nephew/DE	3rd	2002
Dee Dee Carter/WR	2nd	2001
Claude Davis/DL	2nd	2000
John Fitzgerald/OL	2nd	2000
Kelly Heathington/DB	HM	2000
Johnnie Jones/DB	1st	1999
Claude Davis/DL	2nd	1999
John Fitzgerald/OL	3rd	1999
Brandon Carder/DB	1st	1998
Reggie Donner/RB	1st	1998
John Fitzgerald/OL	1st	1998
Johnny Luter/LB	1st	1998
Johnnie Jones/DB	2nd	1998
Aaron Chester/OL	3rd	1998
Jason Rempe/DL	3rd	1998
Dustin McNeal/OL	1st	1997
Chris McKenzie/OL	2nd	1997
Chad Gruver/DE	3rd	1997
Johnny Luter/LB	1st	1996
Jubarko Gaines/RB	3rd	1996
Chance Nelson/OL	2nd	1995
Joe Aska/RB	1st	1994
Elton Rhoades/DB	1st	1994
Eric Brinkley/LB	2nd	1994
Tyrone Jones/RB	3rd	1993
Ira Richards/DT	3rd	1992
Mart Leming/DB	2nd	1990
Keith Traylor/LB	2nd	1990
Dean Shinault/DE	2nd	1988

Joe Hayes/RB	HM	1983
Willie Henderson/WR	HM	1983
John Preston/DB	HM	1983
Daric Zeno/WR	1st	1982
Randy Page/QB	2nd	1982
Rod Davis/OL	HM	1982
Ron Mackey/DL	HM	1982
Steve McKeaver/RB	HM	1982
John Preston/DB	HM	1982
Clifford Chatman/RB	HM	1980
Scott Burger/QB	2nd	1979
Kirk Condry/OL	2nd	1979
Steve Tate/RB	2nd	1979
Terry Jones/DL	HM	1979
Steve Tate/RB	2nd	1978
Clifford Chatman/RB	HM	1978
Chet Mongold/OL	HM	1978
Steve Tate/RB	2nd	1977
Steve Leemhuis/OL	1st	1976
Dale Alexander/DL	1st	1975
Steve Leemhuis/OL	HM	1975
Kevin Smith/OL	HM	1975
Jim Stone/LB	HM	1975
James Hooks/RB	2nd	1972
Mike Jones/QB	HM	1972
Houston Hayes/OL	HM	1971
James Hooks/RB	HM	1971
Royce Howard/DB	HM	1971
Ed Irby/OL	HM	1971
Jack Ross/LB	HM	1971
Ashley Rutherford/DT	HM	1971
Keni Ray/DB	2nd	1970
Charles Dunlap/WR	HM	1970
Jack O'Donnell/DT	HM	1970
Don Eldridge/DE	1st	1969
Richard Dixon/DE	HM	1969
Jack O'Donnell/DT	HM	1969
Don Freeman/OL	HM	1967
Carl Smith/LB	1st	1966
Vernon Moore/RB	HM	1966
Bob Kaser/TE	HM	1966
Richard Ball/QB	HM	1966
Jerome Bell/TE	2nd	1965
Billy Jones/WR	1st	1964
R.L. Briggs/RB	2nd	1964
Billy Jones/WR	1st	1963
Ed Nowlin/DE	1st	1962
Bob Sams/OL	1st	1961
Raymond Hayes/RB	1st	1960
J.W. Lockett/TE	1st	1959
John Perry/OL	3rd	1959
John Smart/OL	HM	1958
J.W. Lockett/TE	HM	1958
Tom Pearson/WR	2nd	1956
Harold Cook/OL	1st	1955
Kenneth Lindsey/OL	1st	1954
Bill Sirkel/OL	1st	1954

NCAA

Player/Position	Team	Year
Bill Giles/OL	1st	1937
Bill Giles/OL	1st	1936

UCO and the National Football League

UCO Players In the NFL Draft

Year	Player	Pos.	Team	Round
1994	Joe Aska	RB	Oakland	3rd
1992	Derek Ware	TE	Phoenix	7th
1991	Keith Traylor	LB	Denver	3rd
1988	Neil Galbraith	DB	New England	9th
1984	Joe Hayes	RB	Philadelphia	7th
	Steve McKeaver	RB	Cincinnati	11th
1981	Clifford Chatman	RB	New York	4th
1980	Terry Jones	DE	Tampa Bay	11th
1974	David Wooley	RB	Detroit	10th
1973	James Hooks	RB	Detroit	4th
1971	Jack O'Donnell	G	Green Bay	16th
1967	Vernon Moore	HB	Buffalo	14th
1966	Bobby Williams	DB	St. Louis	11th
1966	Jerome Bell	DE	San Diego (AFL)	19th
1965	R.L. Briggs	FB	Washington	10th
1961	Raymond Hayes	RB	Minnesota	12th
	Bob Sams	T	San Francisco	15th
	Jerry Perry	G	San Francisco	20th
1956	Lionel Reed	RB	Pittsburgh	16th

UCO Players In the NFL

Player	Pos.	Team	Year(s)
K.C. Asiodu	LB	Kansas City Chiefs	2009
		New Orleans Saints	2010
Joe Aska	RB	Oakland Raiders	1995-97
Charles Barnard	E	New York Giants	1938
R.L. Briggs	RB	Washington Redskins	1965
Wilbur Capps	B	New York Giants	1929
Clifford Chatman	RB	New York Giants	1982
Raymond Clemons	G	Detroit Lions	1939
Jermelle Cudjo	DT	St. Louis Rams	2010-13
		Detroit Lions	2015
Joe Hayes	WR	Philadelphia Eagles	1984
Raymond Hayes	RB	Minnesota Vikings	1961
James Hooks	RB	Detroit Lions	1973-76
George Hughley	FB	Washington Redskins	1965
Herb Kane	T	New York Giants	1944-45
Scott Leggett	OG	Philadelphia Eagles	1987
J.W. Lockett	RB	San Francisco 49ers	1961
	RB	Dallas Texans	1961-62
	RB	Washington Redskins	1964
Alvin Ross	FB	Philadelphia Eagles	1987
John Sterling	RB	Green Bay Packers	1987
Keith Traylor	LB	Denver Broncos	1991-92
	DT	Green Bay Packers	1993
	DT	Kansas City Chiefs	1994-96
	DT	Denver Broncos	1997-00
	DT	Chicago Bears	2001-03
	DT	New England Patriots	2004
	DT	Miami Dolphins	2005-07
Derek Ware	TE	Phoenix Cardinals	1992-94
	TE	Cincinnati Bengals	1994-95
	TE	Dallas Cowboys	1996
Bobby Williams	DB	St. Louis Cardinals	1966-67
		Detroit Lions	1968-71



Playoff History

Central Oklahoma has qualified for the playoffs 10 times in its history, winning two national championships.

UCO made it to the NAIA playoffs six times, capped by championship seasons in 1962 and 1982, and has made four NCAA Division II playoff appearances. The Bronchos are 10-8 in the playoffs – 11-7 with a forfeit – and 5-1 at home.

Central made its first playoff appearance in 1962, winning two games to capture the university’s first-ever national title. The Bronchos qualified again in 1972, ’79, ’82, ’83 and ’85, finishing runner-up in 1979 and winning their second national title in 1982.

UCO first qualified for the Division II playoffs in 1996, then made back-to-back showings in 1998-99 before going back in 2003.

A brief look at UCO’s playoff appearances:

1962 NAIA Playoffs

First Round

OKLAHOMA CITY – Top-ranked Central Oklahoma had no problem in its first-ever playoff contest, advancing to the NAIA national championship game with a 20-0 rout of College of Emporia (Kan.) in a battle of unbeaten at Taft Stadium.

The Bronchos limited the Hornets to 163 yards total offense while rolling up 324 yards rushing, topped by R.L. Briggs’ 23-carry, 151-yard performance.

Jim Davis put UCO on top early in the second period when he recovered a fumble in the end zone and the Bronchos went ahead 13-0 later in the quarter on a one-yard TD run by Briggs and Jack Kieder’s extra point.

It stayed that way until midway through the fourth quarter when Briggs scored from two yards out for a 20-0 lead that wrapped up the win.

Game in Figures

	UCO	Emporia
First Downs	17	12
Yards Rushing	324	50
Yards Passing	33	113
Passes Comp.-Att.	4-10	15-29
Int.-Yards	3-43	0-0
Punts-Avg.	5-34.0	5-37.0
Fumbles-Lost	0-0	0-0
Yards Penalized	85	23

Championship Game

SACRAMENTO, Calif. – Central Oklahoma wrapped up a perfect 11-0 season and secured its first NAIA national championship by rallying past Lenoir Rhyne (N.C.) 28-13.

The top-ranked Bronchos of head coach Al Blevins fell behind 6-0 in the first quarter, but came back to take a 14-6 halftime lead. No. 3 Lenoir Rhyne made it a 14-13 game early in the third quarter, but UCO took over down the stretch.

R.L. Briggs’ two-yard TD run gave the Bronchos a 7-6 lead early in the second quarter and a 57-yard scoring dash by George Hughley upped UCO’s advantage to 14-6 by intermission.

Lenoir made it 14-13, but Mike Rollins hit Billy Jones with a 28-yard scoring toss late in the period to give the Bronchos a 21-13 lead. UCO clinched the victory on a 62-yard Rollins-to-Jones TD pass late in the game.

Game in Figures

	UCO	Lenoir
First Downs	12	20
Yards Rushing	143	292
Yards Passing	158	55
Passes Comp.-Att.	8-18	7-19
Int.-Yards	4-30	1-4
Punts-Avg.	4-42.0	3-33.0
Fumbles-Lost	2-1	0-0
Penalties-Yards	6-63	6-69

1972 NAIA Playoffs

First Round

COMMERCE, Texas – In its first playoff appearance since the 1962 championship season, Central Oklahoma was no match for powerful Texas A&M-Commerce as the Lions rolled to a 54-0 victory.

The Bronchos lost six fumbles and were outgained 509-160 in finishing the season 9-2.

Game in Figures

	UCO	TAMU-C
First Downs	9	28
Yards Rushing	144	385
Yards Passing	16	124
Passes Comp.-Att.	1-8	9-18
Int.-Yards	0-0	0-0
Punts-Avg.	6-33.0	5-28.7
Fumbles-Lost	8-6	2-1
Penalties-Yards	2-12	9-68

1979 NAIA Playoffs

First Round

KEARNEY, Neb. – Clifford Chatman scored three touchdowns and Steve Tate two as Central Oklahoma scored 28 unanswered points in a 42-22 first-round road win over Nebraska-Kearney.

Tate had a 12-yard scoring run and Chatman a one-yard TD plunge while Kearney had two long-distance scoring plays as the two were deadlocked at 14-all early in the second period. Chatman, who rushed for 174 yards on 21 carries, broke the tie with a 67-yard scoring dash that gave UCO a 20-14 halftime lead.

UCO moved ahead 28-14 in the third period on Chatman’s one-yard score, with Tate’s two-yard TD midway through the fourth quarter making it 35-14.

The Bronchos completed their scoring moments later when Sylvester Moore scored on a 24-yard run with a lateral after an interception.

Game in Figures

	UCO	UNK
First Downs	18	15
Yards Rushing	347	134
Yards Passing	48	273
Passes Comp.-Att.	5-8	14-31
Int.-Yards	2-32	1-27
Punts-Avg.	5-38.8	6-28.3
Fumbles-Lost	4-3	2-1
Penalties-Yards	9-79	6-57

Semifinals

EDMOND – Quarterback Scott Burger ran for three touchdowns and passed for another as Central Oklahoma coasted past Presbyterian College 28-6 at Chad Richison Stadium in advancing to the NAIA championship game for the second time.

Burger got UCO on the board late in the first quarter, scoring on a short quarterback sneak and adding the extra point and he made it 14-0 in the second period with a five-yard run and another PAT.

The Bronchos went ahead 20-0 in the final minute of the first half on a 32-yard TD pass from Burger to Ben Young, and UCO wrapped up its finals berth in the third quarter on Burgers’ five-yard option keeper and Clifford Chatman’s two-point conversion run.

Game in Figures

	UCO	PC
First Downs	12	16
Yards Rushing	231	57
Yards Passing	87	152
Passes Comp.-Att.	3-10	17-36
Int.-Yards	1-21	1-11
Punts-Avg.	7-35.9	7-33.6
Fumbles-Lost	3-1	7-4
Penalties-Yards	13-121	1-15

Championship Game

McALLEN, Texas – Perennial power Texas A&M-Kingsville denied Central Oklahoma its second NAIA national championship, prevailing in a wild 20-14 contest that went to the wire.

The Bronchos finished with 459 yards, but had seven turnovers. The Javelinas racked up 451 yards total offense and lost six fumbles.

UCO took a 7-0 lead in the first quarter on a five-yard run by Clifford Chatman, but TAMUK went ahead 12-7 by halftime with a pair of second-quarter scores.

The Javelinas went ahead 20-7 in the third quarter with a 100-yard interception return and a two-point conversion pass.

UCO got within 20-14 with 4:14 left to play when Scott Burger hooked up with Bennie West for a 72-yard scoring pass, but TAMUK held on for the win.

Game in Figures

	UCO	TAMUK
First Downs	18	32
Yards Rushing	313	359
Yards Passing	146	92
Passes Comp.-Att.	5-15	5-9
Int.-Yards	0-0	5-103
Punts-Avg.	1-34.0	4-31.3
Fumbles-Lost	4-2	7-6
Penalties-Yards	3-13	7-71

Playoff History

1982 NAIA Playoffs

First Round

PUEBLO, Colo. – Colorado State-Pueblo was simply no match for Central Oklahoma in the first round of the 1982 NAIA playoffs as the fifth-ranked Bronchos scored in two plays to open the game and went on to a 61-20 rout.

UCO, which barely qualified for the playoffs after starting the season 3-2, racked up 411 yards in the first half to take a 40-7 lead and was never threatened.

The Bronchos needed just two plays to score the game's first touchdown, with quarterback Randy Page hitting Willie Henderson from 35 yards out. Page later scored on a one-yard sneak and added a 31-yard TD pass to Henderson as UCO opened up a 20-0 lead.

Steve McKeaver tallied on a 45-yard run and Page tossed a 32-yard pass to Henderson for his third TD reception of the half en route to 40-7 halftime lead.

Linebacker Ed Desherow amassed 25 tackles to lead UCO's defensive efforts.

Game in Figures

	UCO	CSUP
First Downs	22	19
Yards Rushing	282	135
Yards Passing	266	273
Passes Comp.-Att.	12-26	12-43
Int.-Yards	2-181	3-30
Punts-Avg.	2-41.0	8-41.0
Fumbles-Lost	2-0	3-1
Penalties-Yards	14-137	10-99

Semifinals

TAHLEQUAH – Central Oklahoma overcame a 10-0 deficit and six turnovers to subdue unbeaten Northeastern State, 28-17, in a freezing semifinal battle.

The Bronchos trailed 10-0 after one quarter, but Randy Page threw two touchdown passes and Randy Jones had a two-yard scoring run as UCO scored 21 unanswered points to take a 21-10 halftime lead.

NSU cut its deficit to 21-17 late in the third quarter, but Daric Zeno's 55-yard punt return to the two-yard-line early in the final period set up a one-yard Page-to-Willie Henderson TD pass and clinched the win.

Game in Figures

	UCO	NSU
First Downs	13	18
Yards Rushing	52	131
Yards Passing	243	138
Passes Comp.-Att.	12-21	12-28
Int.-Yards	4-7	1-0
Punts-Avg.	5-33.6	6-37.3
Fumbles-Lost	2-2	4-3
Penalties-Yards	11-88	3-20

Championship Game

EDMOND – Central Oklahoma had probably its worst offensive game of the season, but came through in the clutch when it needed to in trimming previously unbeaten Colorado Mesa, 14-11, at Chad Richison Stadium to capture its second NAIA national championship.

UCO netted only 165 yards total offense against the Mavericks, but came up with a couple of crucial fourth-quarter interceptions to help secure the win.

Randy Page's 28-yard touchdown pass to Daric Zeno in the second period gave the Bronchos a 7-3 halftime lead before Mesa used a touchdown and safety to go ahead 11-7 early in the fourth quarter.

Randy Preston's interception and 37-yard return set



Central Oklahoma won the 1982 NAIA national championship at Chad Richison Stadium following a 14-11 win over Colorado Mesa.

up UCO's winning score, a one-yard run by Randy Jones midway through the final period.

Game in Figures

	UCO	Mesa
First Downs	12	16
Yards Rushing	(-26)	212
Yards Passing	191	15
Passes Comp.-Att.	11-29	2-12
Int.-Yards	2-48	1-18
Punts-Avg.	6-38.8	5-29.0
Fumbles-Lost	1-0	2-1
Penalties-Yards	7-35	7-40

Passes Comp.-Att.	10-24	14-35
Int.-Yards	1-14	3-29
Punts-Avg.	11-38.1	11-39.0
Fumbles-Lost	6-1	3-1
Penalties-Yards	2-20	10-93

1983 NAIA Playoffs

First Round

EDMOND – Central Oklahoma's hopes of a second straight NAIA national title were dashed in the first round of the 1983 playoffs as Saginaw Valley rallied from a 13-0 fourth-quarter deficit to upset the Bronchos, 14-13, at Chad Richison Stadium.

UCO, which finished 8-1-1 and had a 16-game unbeaten streak ended, was on top 13-0 heading into the final 15 minutes, thanks to a four-yard touchdown run by Randy Page in the second quarter and a one-yard Bruce Vann TD burst in the third period.

But the Cardinals, with a stiff wind at their backs, drew within 13-7 early in the fourth quarter, then scored on a trick play -- a 48-yard pass-lateral -- to take the lead with just 1:28 left in the game.

UCO didn't give up, however, as Page completed passes for 36 yards to Daric Zeno and 20 yards to Willie Henderson in moving the Bronchos to Saginaw's 31-yard-line before he was intercepted with 26 seconds left.

Game in Figures

	UCO	SV
First Downs	10	18
Yards Rushing	86	147
Yards Passing	204	192

1985 NAIA Playoffs

First Round

ARKADELPHIA, Ark. – Central Oklahoma's sixth and final trip to the NAIA playoffs ended in frustration as Henderson State kicked a 42-yard field goal with 1:42 remaining to topple the top-ranked Bronchos, 18-15, in the first round.

UCO totaled 379 yards total offense but 11 penalties and two lost fumbles helped stymie the Bronchos.

UCO took a 7-0 first-quarter lead on a 16-yard TD pass from Glynn Walker to Clifford Burney. Henderson then scored the next 15 points on two touchdowns and a field goal to grab a 15-7 lead.

The Bronchos tied it 15-15 in the third period on Eddie Goodlow's 53-yard run and a two-point conversion and it stayed that way until HSU's late kick.

Game in Figures

	UCO	HSU
First Downs	15	18
Yards Rushing	272	129
Yards Passing	107	157
Passes Comp.-Att.	9-18	7-10
Int.-Yards	0-0	0-0
Punts-Avg.	6-36.2	6-38.8
Fumbles-Lost	4-2	3-1
Penalties-Yards	11-95	5-46

Playoff History

1996 Division II Playoffs First Round

EDMOND – Central Oklahoma celebrated its first playoff appearance since 1985 -- and its first-ever in NCAA Division II -- with one of the most dramatic wins in school history, pulling out a last-minute 23-21 victory over Chadron State.

Alton Lusk scored on a 38-yard pass from quarterback Stanley Pena on a third-and-10 play with only 1:11 remaining to give the Bronchos the lead.

The touchdown pass was tipped by two Chadron State defenders before it eventually ended up in the hands of Lusk, who sped the final 20 yards untouched for his only TD reception of the season.

CSC nearly came back, completing a pass to the UCO five-yard line on the final play of the game.

Tailback Jubarko Gaines scored UCO's first two touchdowns.

Game in Figures		
	UCO	CSC
First Downs	20	22
Yards Rushing	92	136
Yards Passing	292	376
Passes Comp.-Att.	18-36	21-40
Int.-Yards	2-14	2-52
Punts-Avg.	7-38.9	8-36.1
Fumbles-Lost	2-2	1-0
Penalties-Yards	6-47	15-105

Quarterfinals

DAVIS, Calif. – California-Davis jumped on the Bronchos from the start, scoring three first-quarter touchdowns en route to a 26-7 quarterfinal victory that ended UCO's season at 9-3.

Davis quarterback Mark Grieb picked the Bronchos defense apart, completing touchdown passes of 49, 14, and 34 yards in the first 13 minutes of the game as the Aggies opened a quick 20-0 lead.

UCO's defense tightened after the three early scores and a four-yard TD run by Jubarko Gaines early in the second quarter got the Bronchos within 20-7.

Davis opened the third quarter with a lengthy scoring drive to take a 26-7 lead.

Game in Figures		
	UCO	UCD
First Downs	21	18
Yards Rushing	98	181
Yards Passing	178	249
Passes Comp.-Att.	15-40	18-26
Int.-Yards	1-9	1-0
Punts-Avg.	9-32.2	4-40.5
Fumbles-Lost	2-1	2-0
Penalties-Yards	5-37	13-130

1998 Division II Playoffs First Round

EDMOND—Chadron State missed a 52-yard field goal with less than a minute to play as No. 1-rated Central Oklahoma held on for a thrilling 21-19 victory in the first round of the NCAA Division II playoffs.

The unbeaten Bronchos, who won their school-record 12th game of the season, used turnovers to take a 14-6 halftime lead.

Strong safety Brandon Carder scored on a 47-yard interception return to give UCO a 7-6 lead and a Brad Shea fumble recovery at the CSC 20-yard line led to a 16-yard Reggie Donner touchdown run.

The Bronchos led 21-12 after Donner's seven-yard

TD scamper early in the fourth period, but Chadron State scored with 2:33 remaining to make it 21-19 and then recovered the onside kick.

The Eagles moved to the UCO 35 before missing the long field goal try with 52 seconds left.

Game in Figures		
	UCO	CSC
First Downs	15	23
Yards Rushing	122	111
Yards Passing	95	283
Passes Comp.-Att.	8-17	28-48
Int.-Yards	3-81	2-35
Punts-Avg.	3-39.3	4-33.5
Fumbles-Lost	3-2	5-3
Penalties-Yards	4-27	6-53

Quarterfinals

EDMOND – Lone Star Conference rival Texas A&M-Kingsville avenged an early-season loss to Central Oklahoma with an exciting 24-21 overtime victory in the quarterfinals of the NCAA Division II playoffs.

The Javelinas had possession first in the overtime and kicked a 37-yard field goal to break a 21-21 tie before getting a big sack in holding UCO scoreless in its offensive try.

UCO, which defeated TAMUK 38-9 in the second game of the season, took a 14-0 third-quarter lead on a 63-yard pass from Scott Condict to Todd Barnes and a four-yard Reggie Donner run.

The Javelinas stormed back with three straight scores to go on top 21-14, but UCO drew even on Condict's 39-yard scoring toss to Barnes with 2:24 remaining.

TAMUK later forfeited the game to the Bronchos for using ineligible players.

Game in Figures		
	UCO	TAMUK
First Downs	13	23
Rushes-Yards	65	346
Passing Yards	234	145
Passes Comp.-Att.	9-22	7-19
Int.-Yards	2-42	1-1
Punts-Avg.	10-40.5	5-33.4
Fumbles-Lost	1-1	3-2
Penalties-Yards	8-75	17-138

1999 Division II Playoffs First Round

DAVIS, Calif. – California-Davis used a key second-half goal-line stand to hand Central Oklahoma a 33-17 setback in the first round of the NCAA Division II playoffs.

The Bronchos trailed 26-17 late in the third quarter when it drove to a first-and-goal at the UCD two-yard-line, but the Aggies held on four straight downs then drove 99 yards for the clinching score.

Quarterback Brett Manning had a 13-yard scoring strike to split end Todd Barnes late in the first half to get UCO within 19-17.

Game in Figures		
	UCO	UCD
First Downs	20	25
Yards Rushing	85	203
Yards Passing	167	310
Passes Comp.-Att.	8-16	16-24
Int.-Yards	1-24	1-0
Punts-Avg.	4-32.0	2-35.0

Fumbles-Lost	2-1	2-2
Penalties-Yards	3-35	12-105

2003 Division II Playoffs First Round

GRAND JUNCTION, Colo. – Uriah Matthew forced a Colorado Mesa fumble that Jonathan Tate recovered at the UCO15-yard-line with 1:07 remaining as the Bronchos held off Colorado Mesa 20-15 in the first round of the 2003 playoffs.

UCO was limited to 242 total yards in the snow and cold but came up with the big play at the end to advance to the quarterfinals

The Bronchos were clinging to a 20-15 lead when the Mavericks drove to a fourth-and-two at the UCO 23. MSC ran for an apparent first down at the 15, but Matthew knocked the ball loose and Tate recovered to clinch the win.

UCO bolted to a 14-0 first-half lead, getting touchdown runs of 11 and 64 yards from Jarrod Manoy. The Mavericks closed to within 14-9 by intermission, then went ahead 15-14 in the third.

The Bronchos regained the lead late in that stanza on a nine-yard scoring pass from Erick Johnson to Dee Dee Carter and the defense did the rest.

Game in Figures		
	UCO	Mesa
First Downs	14	24
Yards Rushing	110	327
Yards Passing	132	80
Passes Comp.-Att.	15-25	6-25
Int.-Yards	0-0	0-0
Punts-Avg.	8-43.9	7-37.1
Fumbles-Lost	2-2	4-4
Penalties-Yards	8-88	10-96

Quarterfinals

KINGSVILLE, Texas – Texas A&M-Kingsville took control early and went on to rout injury-riddled Central Oklahoma 49-6 in the quarterfinals of the 2003 playoffs.

The Lone Star Conference champion Javelinas scored on their first three possessions of the game and led 32-0 at halftime as the Bronchos threw three interceptions.

TAMUK eventually built its lead to 49-0 before UCO avoided the shutout on a one-yard Erick Johnson touchdown run in the fourth quarter.

Game in Figures		
	UCO	TAMUK
First Downs	12	22
Yards Rushing	94	232
Yards Passing	106	208
Passes Comp.-Att.	10-29	12-19
Int.-Yards	0-0	4-26
Punts-Avg.	6-45.5	3-40.0
Fumbles-Lost	2-2	1-0
Penalties-Yards	9-85	6-80

All-Time Lettermen

A-A-A-A-A

Tarik Abdullah, 2000-01-02
DeVaughn Abram, 2014-15-16
Larry Adair, 1955-56-58
Dennis Adams, 1965-66-67
John Adams, 1974-75-76-77
Tommy Adams, 1963-64
Zane Adams, 2021
Alex Aguilar, 2003-04-05-06
Ancel Airington, 1969-70-71
Glen Alan, 1927
Craig Albracht, 1989-90
Crome Alexander, 1973-74-75-76
Dale Alexander, 1972-73-74-75
Wallace Alexander, 1958-59
Darrel Alfred, 1976-77
Delbert Allen, 2003
Kenny Allen, 2012-13-14-15
Lyndon Allen, 1968
Richard Allen, 1977
Justin Allgood, 2004-05
Herb Allison, 1982-83-84-85
Dana Amaya, 1972-73-74-75
Ryan Ambrose, 1997-98-99-00
Derek Amyx, 2002
Abe Anderson, 2016
Anthony Anderson, 2009-10-11-12
Bill Anderson, 1941
Jim "Andy" Anderson, 1958-59-60
Mike Anderson, 1974-75-76
Verne Anderson, 1948
Al Andrews, 1949-51-52
Robert Angerman, 1917
Jim Anquoe, 1960
Rowdy Anthony, 1991
Barry Antwine, 1996-97-98-99
Earl Applebee, 1941-46-47
Merle Applebee, 1947
Aaron Applegate, 2009
Vaughn Appleman, 2018-19-21
Barry Armstrong, 1990-91-92
Matt Armstrong, 1978
John Arnold, 1959-60
Leonard Arnold, 1966-67
Kyle Aschenbrenner, 2012-15
K.C. Asiodu, 2008
Joe Aska, 1993-94
Jack Atkins, 1933-34
Jeremy Atkins, 2009-10
Benny Aubrey, 1976
Josh Autaubo, 2016-17-18-19
Brad Avant, 1965-66-67-68
Landon Awbrey, 1999
Joe Aycock, 1960

B-B-B-B-B

Bob Baccarini, 1947-48-49
Irving Baccus, 2001-02-03
Ben Bailey, 1968-69-70
Dale Bailey, 1954
Guy Bailey, 1923-24
Jim Bailey, 1968
Devon Bajek, 2019
Charles Baker, 1948
Tyronne Baker, 1994-95
Lester Baldwin, 1981-82-83-84
Lloyd Ball, 1970-71
Richard Ball, 1966
Earnest Ballard, 1934-35
Drake Ballew, 2010-11-12
Ned Balme, 2013-14
Dwain Banks, 1981-82-83
Jimmy Banks, 1983-84-85
Todd Barnes, 1998-99
W.C. "Hap" Barnard, 1934-36-37
Malachai Barnett, 2016
J. Calvin Barnett, 1917
Terrance Barnett, 2006
Mark Barre, 1985
Marion Bartlett, 1934-35
Elvin Barton, 1921-22-23
Casey Base, 2018-19-21
Dustin Basks, 2017-18-19
Dean Bass, 1963
Bud Bates, 1941
Terry Battle, 2010-11
Daniel Baughman, 2018-19-21

Everette Baumgartner, 1924-25
Ben Beames, 1942
Syd Beames, 1948-49
Tom Bean, 1952-53-54-55
Wayne Bean, 1948
Hector Becerra, 2021
Tanner Beckner, 2004
Denver Beebe, 2015-16
Charles Bell, 1983-84-85
Chase Bell, 2004-05
Jerome Bell, 1964-65
Terrence Bell, 1998
Loney Bellows, 1978
B.J. Bender, 2000-01-02-03
Mike Bennett, 1987-88-89
Roy Berger
Pete Bernell, 1930-31
William Bernell, 1931
David Berry, 2006-07
Mike Berry, 1983
John Berryhill, 1934-35
Lyle Berryhill, 1946-47
Brant Bertrand, 1992-93
Derrick Best, 1997
Curtis W. Betts, 1925
Deryck Beveridge, 2011
Shane Biles, 1987
Josh Billings, 2001-02
Monet Bilton, 1990-92-93
Ben Birmingham, 2007-09
Josh Birmingham, 2010-11-12-13
Jeff Bishop, 1984-85-86-87
Johnny Bizzell IV, 2018-19-21
Bus Blackburn, 1934-36-37
Floyd Blackburn, 1923
Isaiah Blackshear, 2009-10-11
Jacob Blair, 2016-18-19
James Bledsoe, 1978
George Blevins, 1960-61
Loyd Boatright, 1919
Nick Bobeck, 1999-00-01-02
Christian Bobo, 2012-13
Dale Boles, 1941
Jack Bond, 1955-58
Paten Bond, 2016
Brian Booker, 2009-10
Dusty Borrer, 2001-02-03
Wallace Borum, 1922-23-24
Lee Bourne, 1920
John Bowden, 1958
Tray Bowie, 2007-08-09
Jim Bowker, 1958
Chris Boxell, 1972-73-74-75
Harry Boyd, 1965-66
Toby Boydston, 1984-85
Jerrold Bradford, 2004-05
Willie Bradley, 2006
Gus Bradshaw, 1990
Kenneth Brady, 1942-46
Charlie Branch, 2003-04
Ed Branch, 1981-82
Jeremy Brantley, 2004-05
Chris Braxton, 1988-89-90
Glen Braxton, 1988-89-91
Hugh Braymer, 1919-21-24
Jon Brazeal, 1997-98-99-00
Sherdeill Breathett, 2008
Marcus Brent, 1986-87-88
Hooter Brewer, 1952
L.E. Brewer, 1953
Jake Bridges, 2006-07
R.L. Briggs, 1961-62-63-64
Greg Briley, 1998-99-00-01
Eric Brinkley, 1991-92-93-94
Gordon Bristol, 1920
Devin Britt, 2002
Tommy Britt, 1989
Bobby Brooks, 2003-04-05-06
Connie Brooks, 1958-59
Dennis Brooks, 1976-77
James Brooks, 1969-70-71
Julian Brooks, 1930-31-33
Benny Brown, 1962
Bill Brown, 1941
Corey Brown, 2019
Doug Brown, 1987-88-89-90

Drequan Brown, 2019
Dudley Brown, 1940-41-46
Eugene Brown, 1927
Harold Brown, 2001
Jerry Brown, 1962
Keith Brown, 1990-91-92-93
Marion Brown, 1986
Stephon Brown, 2021
Victor Brown, 1960
Aaron Bruner, 1981-82-83-85
Stephen Bruner, 2019
James Bruno, 2014-16
Tony Bryan, 1988-89
Terry Bryant, 1967-68-69
Tony Bryson, 1992-93-94-95
Dylan Buchheit, 2019-21
Richard Buck, 1955
Louis Bullette, 1931
Victor Bunch, 1921-22
Corbin Burchett, 2009-10
Tim Burchett, 1978
Zane Burgess, 1987-88-89-90
Carl Burget, 1946
Scott Burger, 1979-80
Don Burget, 1951-52-53
George Burget, 1948-49
Clifford Burney, 1982-83-84-85
Bryan Burns, 2018-19
Brad Burke, 1994
David Busby, 2014-15
Buck Butcher, 1942
Eric Butler, 2019
Mike Butler, 1969
Roland Butler, 1958-59
Colton Byford, 2010-11-12
Anthony Byrd, 2002-03-04-05
Clifford Byrd, 1917-19
Herbert Byrd, 2008-09-10-12
C-C-C-C-C
Todd Cadwallader, 1985
Jimmie Cain, 1937
Keith Cain, 1977
Floyd Caldwell, 1933-34-35
James Caldwell, 1988-89
Steve Caldwell, 2011
Brian Calhoun, 2017-18-19
Braden Calip, 2014-15-16-17
James Callahan, 1929
Derek Camacho, 2002-03
John Campbell, 1923
Sam Campbell, 1975-76
Bob Campo, 1979-80-81-82
Derwin Cantley, 1982
Paul Carcy, 1946
Brandon Carder, 1995-96-97-98
Benny Carlisle, 1940-41
Seth Carmack, 2018-19-21
W.C. Carmichael, 1947-48-49
Cham Carpenter, 1982-83
C.J. Carson, 2012-13
Adam Carter, 2004
Craig Carter, 1977-78
David Carter, 1985
Dee Dee Carter, 2000-01-02-03
Sid Carter, 1941
Wade Carter, 1967
Tucker Cason, 2008-09-10-11
Don Castleberry, 1933-34
Bob Catham, 1959-60
Bill Cathey, 1956-57-58
Steve Cerney, 1997-98-99
Hunter Chalfant, 2015-16
Nick Chalifoux, 2009
Kenny Chamlee, 1988-89-90-91
Jordan Chappell, 1999-00-01-02
Landon Chappell, 2012-13-14-15
Clifford Chatman, 1978-79-80
John Cheatham, 1953
Gerald Cheek, 1955-56
Ronnie Chesser, 1961-62
Aaron Chester, 1995-96-97-98
Troy Chitsey, 1991-92-93-94
Dreyvon Christon, 2017-18
Ray Lee Christian, 1960
Stanley Cieslinski, 1940
Mike Ciskowski, 1976-77

Mike Cizek, 1988-89-90-92
Colin Clancy, 2007
Carl Clark, 1917
Jim Clark, 1962-63
Leland Clark, 1962-63
Mark Clark, 1970-71-72
Marquez Clark, 2013-14
Pete Clark, 1949
Wayne Clark, 1962
Whan Clark, 1986
La'teze Clayton, 2014-15
Rezahn Clayton, 2013
Kirby Clements, 1973-74-75
Jaxon Clemons, 2021
Ray "Duke" Clemmons, 1934
Will Clewis, 2006-07
Ben Cleveland, 1929-30-31
Kyle Clopton, 2004-05-06
Dennis Cobb, 1977-78
Howard Cobb, 1966-67
Bill Cofer, 1949
Bryan Coffey, 1981-82
Thomas Colbert, 1960
Chris Cole, 2002
Gary Cole, 1960
Omari Cole, 2014-15-16-17
Rodriguez Coleman, 2016
Corey Collier, 2001-02-03-04
Egean Collins, 1985-86
Ray Collins, 1986-87-88
Will Collins, 2018-19
Carl Combs, 1941-42
John Compton, 1954
Matt Compton, 2003-04-05-06
Willard Compton, 1926-27-28-29
Scott Condict, 1997-98
Mike Condit, 1993
Bill Condron, 1948-49
Kirk Condry, 1976-77-78
Milburn Conklin, 1917-19
Vincent Consentino, 2016
Billy Cook, 1995-96-97
Chris Cook, 1992-93-94-95
Clayton Cook, 2019
Harold Cook, 1952-55
David Cooke, 1952-53-54
Darren Cooley, 1993
David Cooper, 2007-08-09
Fred Cooper, 2001
Ryan Cooper, 2000-01-02-03
David Copeland, 1987
Mashawn Copeland, 2010-11
Rashawn Copeland, 2009-10
James Copenhauer, 1937-40
Jack Corbett, 1954
Michael Cordrum, 1951-52
Kenneth Corley, 1941-42
Devin Corn, 1995-96
Jett Cornett, 1996-97-98-99
Clay Costner, 1952-53
David Cottrell, 1966-67-69
Archie Courtney, 1923-24-25-26
Ray Courtney, 1919-20-21
Mike Cowart, 1983
Balm Cox, 1921-22
Dylan Cox, 2015
Billy Craig, 1960-61
Tre'Vaughn Craig, 2019-21
Trey Crain, 2003-04-05
Morgan Cramer, 1999
Kenneth Cramer, 1926-27
Ron Cramer, 1975-76-77-78
Walter Cramer, 1924-25-26-27
Harold Craven, 1925
Bryson Crawford, 2009-10
Chris Crawford, 1996-98-99-00
Roy "Ike" Crews, 1930-33
Josh Crockett, 2014-15-16-17
Ollie Cromwell, 1962-63
Ian Cronkhite, 2007
Harold Crosley, 1952-53
Adrien Cross, 2019
Roy Cruce, 1931
Tony Cruse, 1973
Jermelle Cudjo, 2006-07-08-09
Tyrell Cummings, 2018

Art Cunningham, 1942
Dennis Cunningham, 1971-72-73-74
Justin Curry, 2018
L'liott Curry, 2016-17-18
Milton Curry, 1973-74-75
Randy Cuthbertson, 1996-97
D-D-D-D-D
Tom Dake, 1972-73-74-75
Jeremy Dale, 1999-00-01-02
Ashton Dandy, 2011-12-13-14
Mike Daniel, 1985
Erick Daniels, 1990-91-92
Saboor Daniels, 2018-19
Steve Daniels, 2011
Lanier Dark, 1934-35
Jimmy Darnell, 1951
Nathaniel Dash, 1989-90
Toby Daugherty, 1982-83-84
Maurice Davenport, 1990-91-92
Alec Davidson, 2016
Bryce Davis, 2008-09-10-11
Claude Davis, 1998-99-00
Dolphin Davis, 2009-10
Don Davis, 1975-76-77-78
Jim Davis, 1962-63
Rod Davis, 1980-81-82-83
Sherrrod Davis, 2021
Terrance Davis, 2011
Brent Davidson, 2001-02-03-04
Craig Dawkins, 1981-82
Rakim Dawkins, 2011-13
Nigel Dawson, 2006-07
Landon Dean, 2001-02
Leonard Dean, 1930-31-32-33
Bob Deary, 1961-63
Jason Debay, 2002-03
Navarro Deboze, 1960
Gene Dees, 1947-48
Jackie Dees, 1951-52
Marco DeGiusti, 1970
Otis Delaporte, 1937-38-39
Bob Delver, 1949-50
Derek Dennis, 1989-90
Goldie Dennis, 1921-22
Robert Dennis, 1926-27
Shon Denny, 1992
Cornelius Denton, 1960-62
Jim Depel, 1959-60
Ed Desherow, 1982-83-84
Richerd Desir-Jones, 2019
Tony Determan, 1967-68-69
Dwight DeVaughn, 2002-03
Lawrence DeVore, 1933-34
Dakota Diessner, 2016
Eric Dietz, 2006-07
Lee Diffendaffer, 1921-22-23-24
Randy Dilbeck, 1981-892
Dustin Dillman, 1935-36
Brandon Dixon, 2006-08
DeMario Dixon, 2008
Jason Dixon, 2005-06
Richard Dixon, 1966-67-68-69
Noah Dobson, 2021
Austin Dodd, 2016-17
Ross Dodson, 1976-77-78-79
John Doerner, 1928-29-30-31
Reggie Donner, 1997-98-99
Craig Dorn, 1995-96-97-98
Larry Dotson, 1990
Bill Doublin, 1941
David Douglas, 1972
Levonte Douglas, 2012-13-14-15
Devoris Dozier, 2010-11-12-13
Aaron Dry, 1946
Jim Duckett, 1960
Lee Dudick, 1985
Noel Due, 1948-49
Dale Duggins, 1955-56-59
Ron Dumas, 1974
John Dunaway, 1946-47-48-49
Mike Duncan, 1969-70-71
Brad Dunlap, 1994-95
Charles Dunlap, 1967-68-69-70
David Dunlap, 1976
Dutch Dunn, 1973-74-75
O'Quinn Dunn, 1946-47

All-Time Lettermen

Giorgio Durham, 2008-09
Justin Durham, 2011
Bill Dutton, 1952-53
Jeff Dutton, 1992
Ronnie Dutton, 1964-65-66
Drew Dvoracek, 2005-06-07-08

E-E-E-E-E

Johnny Eastep, 1971-72-73-74
T.J. Eckert, 2013-14-15-16
Cole Eddy, 2010
Chris Edgmon, 1980-81-82-84
Joe Edison, 1946
Mike Edmondson, 1981
Steve Edmondson, 1970-71-72-73
Ralph Edwards, 1947-48
Willie Edwards, 1949-51
Zach Edwards, 2003-04
Peyton Egleston, 2004-05-06
Alex Eichler, 2018-19-21
Julis Elder, 1985
Don Eldridge, 1966-67-68-69
Harreld Eldridge, 1951
Wayne Ellenberg, 1984-85
Cody Ellett, 2007-08-09-10
Bert Elliot, 1962
Bill Ellis, 1933-34
Trent Ellis, 2015-16-17
Tyler Ellis, 2003-04-05-06
Derek Elmore, 1994-95-96-97
Josh Elmore, 2005
Brock Enmeier, 2013
Josh Epperson, 2001-02-03-04
Charles Eppler, 1984
John Estep, 1994-95-96-97
Andy Erwin, 1989-90
Charles Eschleman, 1927-29-30
Marvin Esmond, 1966-67
Andrew Evans, 1929-30-31
Kenny Evans, 1994-95-96-97
Greg Everidge, 2010

F-F-F-F-F

Dontez Fagan, 2021
Marion Fagan, 1946-47-49
Tray Fagins, 2013
Cleon Faik, 1955-56-58
Joey Fallon, 2009
Chris Fallwell, 1997
Clint Farlin, 1991-92
Eric Farnen, 1990-91
Brian Fayak, 1985-86-87
Isaiah Feaster, 2019
Tony Felton, 1984-85
Reynaldo Fennell, 1976-77
Gary Fetterhoff, 1965
Darryl Fields, 1989-90
Alex Figueroa, 2017-18
Trevor Fike, 1987-88-89-90
Dustin Files, 1999-00-01-02
Mike Filson, 1993-94
Chris Finn, 2005
Dustin Finn, 2005-06-07-08
Terry Fisher, 1986-87-88
Aaron Fisher, 2011
Frank Fisk, 1922-23-1926
John Fitzgerald, 1997-98-99-00
Gerry Flannel, 1983
Alger Flood, 1970
Jerry Floyd, 1977-78
Sherman Floyd, 1946-47-48
Leroy Flynn, 1954-55-56
James Ford, 1978
Buddy Foreman, 1952-53-54
Hugh Forsythe, 1917-19-20-22
Chris Forte, 1985
Larry Foster, 1962
Fernando Franco, 2007-08
Kenneth Franklin, 2006
Sevin Franklin, 2017
Lawrence Frary, 1919-20
Craig Frazier, 1973-74-75
Otto Frazier, 1927, 29
Frank Freels, 1937
Don Freeman, 1965-66-67-68
Cranford French, 1940-41-42-46
Jason Frimpong, 2013-14-15
Don Fritts, 1970

Clyde Frolich, 1961-62-63
Cecil Frost, 1929-30-34
Russy Frye, 1958
Robert Fuentes, 2021
Anthony Fullbright, 1987
Christian Fulham, 2015-16

G-G-G-G-G

Jubarko Gaines, 1995-96
Ruben Gaines, 2011
Neil Galbraith, 1984-85-86-87
Ryan Gallimore, 2007-08-09
Riley Galyon, 2014-15-16-17
Jake Gandara, 2013-14-16-17
Dana Garcia, 1984
Roman Garcia, 1999
Jayce Gardner, 2021
Jerry Gardner, 1998-99-00-01
Ronnie Gardner, 1965
Nick Garitano, 2011
Chandler Garrett, 2017-18-19
Tom Garrison, 1961
Charles Garten, 1947-48
Matt Gates, 2005-06-07-08
Marlon Gay, 1972-73-74-75
Bill Gaylor, 1953
Brandon George, 2019
Nick George, 2016-17-18-19
Ed Gholson, 1971
Javaris Gibbs, 1998-99-00-01
Alex Gibson, 2008
Joe Gibson, 2003
Dominick Gilbert, 2008-09-10-11
Bill Giles, 1934-35-36-37
Bert Gilliland, 1976-77-78
Lonnie Gilliland, 1949-51-52
Chris Gillispie, 1993-94-95-96
Pat Gilmore, 1971
Mike Gilstrap, 1968-69
Mike Girval, 1963
Duard Givens, 1942-46-47-48
Eddie Glasgow, 1990
Chass Glaspie, 2013-14
Horace Glazener, 1922-23
Flo Gonzalez, 1991-92-93-94
Gilbert Gonzalez, 1961-62
Ed Good, 1927-28-29-31
Anwar Gooden, 1993-94
Eric Gooden, 2000-01
Eddie Goodlow, 1984-85
Micah Goodman, 2013-14-15-16
Wayne Goodman, 1955, 58
Timothy Goodson, 1983-84
Cornell Gordon, 1989-90-91-92
Robert Gordon, 1986-87-88-89
Trevor Gordon, 2003
Grant Gover, 1934
Gene Gower, 1952-53
Lance Grace, 1998-99
T.J. Graham, 2007
Kent Grant, 1970
Layne Grantham, 2019-21
Bobby Gray, 1958
Isaiah Gray, 2018
Maliek Gray, 2021
Emmitt Grayson, 1996
Paul Green, 1948-49
Robert Green, 1978-79
DeMarr Greer, 1999-00
Landon Greve, 2010-11
Bill Griffin, 1949-50
Lewis Griffin, 1993
Ray Griffin, 1981-82-83
Stanley Griffin, 1970
Taj Griffin, 2019
Tyler Griffin, 1998-99-00
Wade Griffin, 1995-96-97-98
Bob Griggs, 1967
Alvin Grigsby, 1949
Trent Grimes, 2016-17
Logan Grinstead, 2010
Buddy Groomer, 1942
Brad Grow, 1975
Brock Gruenberg, 2006-07
Chad Gruver, 1994-95-96-97
Ronnie Gulikers, 1995-96-97-98
Antonio Guy, 2014-15

H-H-H-H-H

Chad Hacker, 1997-98-99-00
Mel Hackett, 1984-85
Everett Hafer, 1919-20
Connor Haff, 2021
Lee Haff, 1982-83-84-85
A.J. Haglund, 2001-02-03-04
Tervor Hale, 1987-89
Brad Hall, 1977
Darien Hall, 2002
Dillon Hall, 2018-19
Joe Hall, 2000-01-02-03
Mekail Hall, 2018-19
Richard Hall, 1975-76
Rusty Hall, 2000-01-02
Shannon Hall, 1995-96-97-98
Stan Hall, 1977
Vince Hall, 2000-2002-03
Willy Hall, 1980-81-82
Deion Hallmon, 2018
Bob Hamilton, 1955-58
Chad Hamilton, 2005
Dale Hamilton, 1928-29-31-32
Brian Hamlin, 1987-88-89-90
Noah Hammons, 2015-16-17-18
Terry Hardeman, 2006-07-08-09
Jim Hardy, 1958
Darrack Harger, 2015
Alton Harkey, 1986
Brad Harmon, 2010-11
Ronnie Harmon, 1958-61-62
James Harper, 1993-94-95-96
Don Harris, 1956-58
Don Harris, 1999-00-01
Freddie Harris, 2007-08-09
Jason Harris, 2019-21
Johnathan Harris, 2016-17
Michael Harris, 2012-13-14
O'Shay Harris, 2016-17-18-19
Jeff Harrison, 1990
Leonard Harrison, 1958
Cecil Harry, 1972-73
James Haught, 1933-34-35
Tom Havenstrite, 1961-62
Carl Hawkins, 1974-75-76-77
Darius Hawkins, 2021
Don Hawkins, 2009-10
Mike Hawkins, 1974-75
Tim Haws, 1960-61-62
Joe Hayes, 1983
Murrell Hayes, 1970-71
Raymond Hayes, 1958-59-60
Raymond Hayes, 1974-75-76
Bob Hayhurst, 1927-28
Houston Haynes, 1970-71
Jerry Haynes, 1956-58
Sid Haynes, 1949
Jim Heard, 1958-59
Larry Heard, 1965-66-67-68
Shepley Heard, 1999-00-01
Matt Heath, 2006
Kelly Heathington, 1997-98-99-00
Craig Heavener, 1968-69-70-71
Elmer Heck, 1951
Mark Helton, 2000
Evan Helvey, 2001-02
Leonard Henderson, 1968-69-70
LeRoy Henderson, 1949-53-54
Willie Henderson, 1980-81-82-83
Kendall Hendricks, 2006-07-08-09
Patrick Hendrix, 2001
Maurice Henry, 2009
Clyde Herndon, 1921-22-23
Don Herring, 1960
Clifton Herington, 1923-24
James Hicks, 1956
Willie Hicks, 2004-05
Seth Hiddink, 2013-14-15-16
Barry Higdson, 2016-17-18
Charles Hightower, 2009
Travis Hildebrand, 1994-95-96
Paul Hilgendorf, 1968-69
Lee High, 1975
Vic Hilder, 1983-84
Curtis Hill, 1985, 87-88-89
Jeremiah Hill, 2018-19

Kyle Hill, 2004
Terrence Hill, 2007-08-09
Thomas Hill, 2011-12-13-14
Zach Hill, 2014
Robert Hines, 1979-80-81
Colton Hinrichs, 2015
Scott Hipp, 1996-97
Rick Hoehne, 1977-78
Mike Hogan, 1969-70-71
Quan Hogan, 2017
Ray Hogan, 1936
Howard Hogue, 1933
Jack Hogue, 1931
Rodney Hogue, 1974-75
Dale Holland, 1967-68-69-70
Lyle Holland, 1919
Tucker Holland, 2009-10-11-12
Tyler Holland, 2003
Harry Hollister, 1917
John Holmes, 1983-84-85
Gale Holt, 1961
Walter Holt, 1926-27-28-30
Jimmy Homerathe, 1942
Christian Hood, 2011-12-13-14
Ray Hood, 1959-60-61
Eli Hooks, 2015-16-17-18
James Hooks, 1969-70-71-72
Anthony Horn, 2010-11
Ed Hotchkiss, 1940
Laverne Houck, 1962
Joe House, 1921-24-25
Clint Howard, 1984-85-86-87
Eric Howard, 1977-78
Kenneth Howard, 1979-80
Malcolm Howard, 2014-15
Royce Howard, 1969-70-71
Joe Howell, 1951-52-53
Tyrone Howell, 2018-19
Micah Howeth, 2007-08
Mickey Hoy, 1962-63-64
Dawson Huddleston, 2019-21
Kevin Huddleston, 1982
Dwight Huffman, 1949-53
Kyle Huggins, 2006
Cody Hughes, 2009-10
Marlo Hughes, 2019-21
Tyler Hughes, 2016
Bob Hulsey, 1941-42
Hank Humphers, 2016-17
Brandon Huneryager, 2006
Jakarri Hunt, 2018-19
Pinky Hurley, 1987-88-89-90
Harvey Hurtt, 1958
Micah Hutchins, 2017
Brad Hutchinson, 1971-72
Lance Hutson, 1986-87
Danny Hutton, 1973-74-75
Lamontre Huval, 2021
Frank Hyson, 1925-26-27-28

I-I-I-I-I

Jason Idleman, 1993
Brent Ingram, 2000-01-02
Derrick Ingram, 2009-11-12
Lance Ingram, 2001-02-03-04
Noah Ingram, 2017-18
Ed Irby, 1968, 69-70-71
Marty Irland, 1986-88
Paul Irland, 1989-91-92
Buck Irwin, 1986-87-88
Grant Irwin, 1927
Walter Irwin, 1988-89-90-91
Jim Isaac, 1958

J-J-J-J-J

Detton Jackson, 1959
Harry Jackson, 1951
Izaiah Jackson, 2018-19
Justin Jackson, 1981-83-84
Lamonte Jackson, 1987-88-89
Marques Jackson, 1985
Matt Jackson, 2008-09-10-11
Walter Jacobs, 1922
Land Jacobsen, 1973-74
Anton Jacobson, 1933-34-35
Clifton Jacobson, 1933-34-35-36
Aaron James, 2011
DeWaune James, 2001-02-03

Juan James, 1979-80-81-82
Everett Jefferson, 2017-18
Antonio Jenkins, 2012-13
Bob Jennings, 1947
Don Jimerson, 1955-56
Andrew John, 2001-02-03
Charles Johns, 1941
Arthur Johnson, 2003-04-05
Arthurray Johnson, 2004
Chris Johnson, 2002
Drahmal Johnson, 1996-97-98-99
Earl Johnson, 1960
Erick Johnson, 1999-00-02-03
Gilbert Johnson, 1962
Greg Johnson 2014-15
Jerry Johnson, 1986-87
Kerry Johnson, 2006-07
Pat Johnson, 1917
Sam Johnson, 2012-13
Tim Johnson, 2007-08
Alva Johnston, 1926
Jeremiah Johnston, 1995-97
Ahmad Jones, 2009-10-11
Ben Jones, 2015
Billy Jones, 1961-62-63-64
Cedric Jones, 2004-05
Ceonia Jones, 1982
Chris Jones, 1986
Cody Jones, 2014-15
Dennis Jones, 1962
Ewul Jones, 1938-39-40-41
Jeff Jones, 1977-78
Jimmie Jones, 1942-46
Johnnie Jones, 1996-97-98-99
Justin Jones, 2001
Lynn Jones, 1994
Marcus Jones, 1970-71-72
Mike Jones, 1970-71-72
Randy Jones, 1980-81-82
Ray C. Jones, 1964-66
Rufus Jones, 1959-60
Tanner Jones, 2008
Terrance Jones, 1987-88-89-90
Terry Jones, 1978-79
Tyrone Jones, 1990-91-92-93
Winfred Jones, 1985-86-87
Jay Jordan, 1977-78
Jeff Jordan, 1977-78
Wayne Jordan, 1961
John Juby, 1936-37
Jacob Jung, 2002-03-04-05

K-K-K-K-K

Kahawai Kaiaawaawa, 2018-19
Robert Kaser, 1964-65-66
Tyrul Kearney, 2008
Steve Keaton, 1965-66-67-68
Milton Keck, 1968-69-70-71
Jon Keirns, 1967
Kwesi Keller, 2007-08
Bill Kelley, 1931-33-34
Bill Kelley, 1969
Andrew Kelow, 2021
Jake Kessen, 2009-10
Mack Kemp, 1958-59-60
Tyler Kemp, 1991-92
Harry Kent, 1924-25
Lucas Kerr, 1998-99-00
Jake Kessen, 2008-09-10
Anthony Kessler, 2004-05
Bernie Keszler, 1963
Norval C. Ketch, 1925
Brian Key, 1989-90-91-92
Joe Key, 1942
Scott Key, 1987-88-89-90
Ted Key, 1942
Mike Keys, 1977-78
Simmie Kidd, 1919-20-24
John Kilbie, 1929-30
George Kimball, 1919-20
Rocky Kime, 1972-73-74
Jim Kimerling, 1954-55
Elmer Kincannon, 1941-42
Calvin King, 2003-04
Chris King, 2011-12
John King, 1928
Markiese King, 2021

All-Time Lettermen

Owen King, 1927-28-29
 Thomas King, 1991-92-93
 Willis Kinnick, 1942
 Easton Kirk, 2021
 Phil Kirtley, 1954-55-56
 Wesley Klepper, 1990
 Roy Kline, 1940
 Lester Knauls, 1976-77-78
 Tony Knauls, 1977-78
 Ellis Knight, 2009-10
 Mark Knight, 1984
 Robert Knoblock, 1922
 Jarin Koelliker, 2017
 Nick Koenig, 2014-15
 Dustin Koepke, 1998
 Sterling Koons, 2011-12-13
 Tanner Koons, 2012-13-14-15
 Ryan Kowalewski, 2012-13-14-15
 Steve Kraatz, 1975
 Steven Krager, 2019
 Jack Krieder, 1962-63
 John Kyle, 1961-62

L-L-L-L
 Carson Ladd, 2021
 Dick LaFaver, 1947-48
 Ben Lairamore, 1970-71-72
 Kenneth Lake, 1978
 Danny Lamb, 1964-65-66-67
 Art Lamber, 1962
 Bill Lancaster, 1992-93
 Dorman Landtroop, 1940-41
 Bobby Lane, 1972-73-74-75
 Brant Lane, 1987-88-89-90
 Joe Lane, 1964
 Roy Lane, 1947-48-49
 Hunter Largent, 2021
 David Laumatia, 2011
 Preston Lawrence, 1930
 Brad Lawson, 1996-97
 Kenneth Leach, 1959-60-61
 Jeff Leader, 1978-79-80-81
 Ricky Leath, 1977-78
 Cecil Lee, 1974
 Oliver Lee, 1917
 Steve Leemhius, 1973-74-75-76
 Clyde LeForce, 1919-20-21
 Scott Leggett, 1985
 Mart Leming, 1988-89-90-92
 Melvin Lemmons, 1925
 Zach Leonard, 1995
 Jack Lester, 1948-49
 Tom LeVay, 1947
 Jordan Levu, 2021
 Chris Lewis, 2019
 Corey Lewis, 2005-06-07
 Marion Lewis, 1940
 Quindon Lewis, 2021
 Leighton Light, 2014-15-16-17
 Colton Lindsey, 2015-16-17-18
 Kenneth Lindsey, 1952-53-54
 Dick Link, 1948
 Buddy Link, 1980-81-82-83
 Dante Lipscomb, 2010-11-12
 Maurice Little, 2006-07
 Marquez Little, 2016
 Mike Little, 1962
 Ozell Littleton, 2010
 Jonathan Llana, 2007-08
 Tom Loafman, 1973-74-75
 Derek Loccident, 2017-18-21
 Caden Locke, 2012-13-14-15
 J. W. Lockett, 1957-58-59
 Don Lockwood, 1947-48-49
 Mvhavy Locust, 2014-15-16-17
 Jess Loepp, 1997-98-99-00
 Ryan Logan, 1995-96-97-98
 Noah Loman, 2002
 Alonza Long, 1960-61
 Steve Long, 1972-73-74
 Stan Longan, 1997
 Jared Lopes, 2017
 Ryan Lopez, 2001-02-03-04
 Kenny Lott, 1995-97
 Tony Loud, 1989-90-91-92
 Malcolm Love, 2013
 Alvin Lowe, 1924

Gary Lower, 1956-57
 Furman Lowry, 1927
 Robert Lucas, 1917
 J. T. Luper, 2015-17
 DeWayne Luton, 1969
 Johnny Luter, 1994-95-96-98
 Evan Luttrell, 1999-00
 Gabe Luttrell, 1998
 Alton Lusk, 1996-97-98-99
 Noble Lybrand, 2017-18

M-M-M-M-M
 Adrian Mack, 2013-14
 Sharrod Mack, 1995-96
 Ron Mackey, 1980-81-82
 Carl Magana, 1952-53
 Don Magruder, 1963-64
 Willie Mahone, 1963-64
 Isaiah Major, 2019
 Christian Maloy, 2019
 Bob Manley, 1961
 Brian Mann, 1983-84-85
 Brett Manning, 1998-99-00-01
 Chris Manning, 1999-00-01-02
 Jarrod Manoy, 2003-04
 James Marcus, 1970
 James Marks, 1986
 T.J. Maroulis, 1998-99
 Max Marquardt, 1956
 Roy Marshall, 1949
 Brandon Martin, 1995
 Bret Martin, 1988-89
 Chris Martin, 1998-99-00-01
 Keith Martin, 1990-91-92-93
 Tim Martin, 1990
 Rex Martin, 1948-49
 Derek Martinez, 2010
 Marcus Martinez, 2007-08
 Barry Mashburn, 1958-59-60
 Ryan Massengale, 2007
 Bo Mathews, 1981-82-83-84
 Uriah Matthew, 2003-04-05
 Justin Matthews, 1999-00
 Ryan Matthews, 2003
 Tucker Mathis, 1993
 Larry Maxwell, 1968
 Jack May, 1946
 Jeremy Mayes, 1997
 Everette McAninch, 1919-21-24
 Andrew McCabe, 2008-09
 Morris McCarver, 1940
 Oiltron McCarver, 1940
 Richard McCauley, 2017
 Tommy McClain, 1964
 John McClure, 1959-61-62-63
 Jeremy McCool, 2004
 Chad McCoy, 1992-93
 Cooper McCoy, 2021
 Jim McDaniel, 1954-55-56
 Kelly McDaniel, 1971-72
 Nik McDaniel, 1999
 Tavius McDonald, 2021
 Carl McElroy, 1970
 Chad McGaugh, 2002-03-04
 Daunte McGee, 2018-19-21
 Josh McGee, 1997-98
 Mike McGinley, 1972-73-74-75
 John McGivern, 1971-72-73
 Doyle McGraw, 1966-67
 John McGuire, 1991-92-93-94
 Otis McHenry, 1978
 Raider McHugh, 1997-99-00-01
 Steve McKeaver, 1981-82
 Joe McKee, 1972-73
 Chris McKenzie, 1995-96-97
 Clay McKenzie, 2014-15-16-17-18
 Kevin McKenzie, 2004-05
 Adrian McKittrick, 2000
 Mason McLaughlin, 2013-14-15-16
 Bill McMinig, 1946-47-48-49
 Gerald McMullin, 1974-75
 Dustin McNeal, 1994-95-96-97
 Jackie McPherson, 1952-53
 Keno Meadows, 2010-11
 Jared Meers, 2002-03-04-05
 Tyler Meier, 2001-02
 Falcon Melder, 1934-35

Jason Melkisetian, 1990-91-92-93
 Bill Mendenhall, 1952-55-56-58
 Kaden Mendenhall, 2018-19
 Andy Mensah, 2011
 Harold Meredith, 1951
 Rufino Mesa, 1963-64
 Louis Messer, 1917,19
 Don Metheny, 1949
 Clyde Metton, 1961
 Joe Metz, 1937
 E.H. Miles, 1934-35
 George Millard, 1951-53-54
 Charles Miller, 1966-67
 Ernest Miller, 1920-21-22-23
 Ernest Miller, 1933-34-35-36
 George Miller, 1951-52
 Mikeal Miller, 1997-98
 Paul Miller, 1936
 Cordarrow Milton, 2007-08-09
 Nate Mitani, 2007
 Chuck Mitchell, 1982-83-84
 Greg Mitchell, 1981
 Gabe Moana, 2016
 Jim Moeller, 1970-71
 Chet Mongold, 1975-76-77-78
 Mark Monroe, 1983-84-85-86
 Ronald Monroe, 2018
 Rick Montgomery, 2007-08
 Bill Moody, 1953-54
 Jake Moody, 1941
 Bud Moon, 1963-64
 Byron Mooney, 1990-91
 Daniel Mooney, 1995
 Bernard Moore, 2004-05
 Clarke S. Moore, 1926
 Josh Moore, 2019-21
 Martin Moore, 1952-53
 Oscar Moore, 1927
 Sylvester Moore, 1977
 Vern Moore, 1965-66
 Vince Moore, 1984
 Willie Moore, 2005-06
 Scott Moreland, 1981
 Francisco Moreno, 2021
 Gary Morgan, 1976-77-78
 James Morgan, 1969-70-71
 Josh Morgan, 2016-17
 Mark Morgan, 1972-73
 Nelson Morgan, 1973-74-75-76
 Sean Morgan, 1994-95-96-97
 Benjamin Morrell, 2012
 Daniel Morrell, 2008-09-10-12
 Perry Morren, 1956-58
 Hugh Morris, 1956
 Paul Morris, 1930-31
 Ben Morrison, 1988-89-90
 J.W. Morrow, 2018-21
 Brian Morton, 1996-97-98-99
 Jake Morton, 2003-04-05-06
 Johnathan Mosley, 2021
 Wade Moseley, 1976
 Sam Moses, 2009-10-11-12
 Caleb Moss, 2014-15-16-17
 Brooks Mosier, 1958-59
 Charles Murdock, 1950-54-55
 Bob Murray, 1955-56
 Kaelin Murray, 2018-19
 Kyshon Murray, 2021
 Prentice Muse, 2007-08-09
 Mike Myers, 1966
 Walter Myers, 1923-24

N-N-N-N-N
 Nate Nabergall, 2007
 Mike Nagel, 1997-98-99-00
 Benny Nall, 1953-54
 Ethan Nall, 1998-99
 Chase Nanni, 2021
 Robert Naranjo, 1963-64
 Ray Nash, 1972-73
 Kelly Nasworthy, 1987-88
 Andy Navarro, 2010-11
 Ronnie Neal, 1986-87
 Keith Neals, 1990-91-92-93
 Adrian Nelson, 2012-13
 Chance Nelson, 1992-93-94-95
 Danny Nephew, 2002-03

Norman Nero, 1974-75-76
 Greg Newcomer, 1994
 J.D. Newland, 1959
 Bert Newton, 1928
 Tyler Newton, 2011-12-13-14
 Jim Nichols, 1966-67
 Billy Nickols, 1966
 Warren Nichols, 1947
 Bennett Niles, 1954-55-56
 Warren Niles, 1941-46-47
 Sam Noble, 2014-15-16-17
 Jordan Noil, 2018
 Don Nolan, 1952
 Brandon Noohi, 2008-09
 Richard Norman, 1993-94-95-96
 Jan Northcutt, 1958
 Aaron Notarianni, 2000
 Ed Nowlin, 1961-62
 Larry Nunn, 1994-95-96

O-O-O-O-O
 Faye O'Dell, 1947-48-49
 Bill Oder, 1942
 Jack O'Donnell, 1969-70
 David Ogan, 1972
 Ryan O'Hara, 2006-07
 Kola Olasiji, 2003-04-05-06
 Kenny Oleson, 1979-80-81
 Ricky Oliver, 1982-83-84
 Norval Olson, 1947
 Jack Onarecker, 2019
 Joe O'Neal, 1994-95
 Bill O'Neil, 1936
 Brian Orr, 1991-92-93-94
 Logan Orso, 2014
 Sterlin Ortiz, 2021
 Ryan Orton, 1990-91-92-93
 Don Owen, 1949
 Gary Owen, 1972-73
 Jeff Owens, 1978
 Jenson Owens, 2004-05
 Ramon Owens, 1956
 Sam Owens, 2005-06

P-P-P-P-P
 Chuck Page, 1955-58-59
 Randy Page, 1981-82-83
 Preston Paine, 2011
 Bruce Palmer, 1986-87-88-89
 Jason Palmer, 2008-09
 Jeremy Palmoore, 2008-09
 Bill Park, 1970-71-72
 Charles Parker, 1971-72
 Derek Parker, 1999
 Ryan Parkhurst, 1993
 Drake Parker, 2021
 Marcellus Parker, 2005-06-07
 Todd Patmon, 1991-92-93-94
 Chris Patterson, 1993-94
 Tucker Pawley, 2019-21
 Terry Payne, 1992-93
 Al Peacock, 1964
 Raymond Pearce, 1976-77-78-79
 Tom Pearson, 1956
 Jerry Peery, 1956, 59-60
 Travelle Pelkey, 2011
 Stanley Penā, 1993-94-95-96
 Creadell Pennon, 2009-10-11
 Dan Perdue, 1917-20
 Ralph Perdue, 1958-59
 Ted Perdue, 1952-53
 Steve Perkins, 1975-76-77
 Bo Phelps, 2021
 Chuck Phelps, 1934-35
 Jason Phenix, 2002-03
 Amonte Phillips, 2019
 Anthony Phillips, 2010
 Cleveland Phillips, 1992-93
 Joe Phillips, 1956, 58
 Mike Phillips, 1966-67
 Easton Pingleton, 2015
 Harold Piper, 1928-30-31
 Kem Pipkins, 1977-78-79-80
 Robert Pitman, 1977
 Kory Pitre, 2006
 Aso Pogi, 2003
 Chris Pogi, 2016-17-18
 Joe Poindexter, 1960-61-62

Jack Pointer, 1965
 Kenneth Pointer, 2007-08
 Arma Polk, 1989
 Pat Pollman, 1968-69
 Maurice Ponton, 1925
 Montana Poorboy, 2012-13-14-15
 Mike Pope, 2021
 DeMarques Potter, 2006-07-08-09
 Larry Porter, 1984-85-86-87
 Avon Potter, 1917-20
 Waymon Potts, 1987-88-89-90
 Cameron Pound, 2012-13
 Clint Powell, 1928-30-31
 Paulo Prado, 2004-05
 Earl Pressley, 1934-36-37
 Chris Prestegard, 1993-94-95-96
 John Preston, 1982-83
 Johnathan Preston, 2017
 Randy Preston, 1981-82-83-84
 Romel Price, 2017
 Caleb Prince, 2006-07-08-09
 Richard Prince, 2002-04
 Quinton Prince, 2009
 Bob Prichard, 1962
 Mark Pritchard, 1973-74-75-76
 Harold Prudholm, 1926
 Matt Pruitt, 2014
 Da'Marean Pullen, 2006-07-08-09
 Justin Pruitt, 2009-10-11
 Connor Pulley, 2013-14-15-16
 Norman Putnam, 1933-34
 Jeff Pyle, 1983-84-85

Q-Q-Q-Q-Q
 Ferris Qualls, 1972
 Alex Quevedo, 2017-18-19-21
 Nicky Quevedo, 2021

R-R-R-R-R
 Oscar Raglin, 1942
 Bill Ragsdale, 1972-73
 Pat Ragsdale, 1964-65-66-67
 John Rahe, 1963
 Easton Ramsey, 2012
 Rod Randall, 1970-71
 Ben Raulston, 2017-18-19
 Ron Ratliff, 1964-65
 Keni Ray, 1967-68-69-70
 David Rea, 1973
 Ian Redwine, 1986
 Mike Reed, 2008
 Danny Reeves, 1966-67
 Derek Reeves, 2015-17
 Tony Reeves, 1972-73
 Dustin Reid, 2009
 Stanly Reid, 1982
 Mark Reiland, 1991-92
 Jason Rempe, 1997-98
 Val Reneau, 1962-63
 Don Reynolds, 1947-48
 Jeremy Reynolds, 1998
 Lofton Reynolds, 1928, 30
 Ernie Rezabeck, 1948
 Bill Rhoades, 1941
 Elton Rhoades, 1990-93-94
 Herman Rhodes, 1929
 David Rice, 1961
 Dillon Rice, 2014-15
 Tanner Rice, 2015
 Brian Richards, 1994
 Diego Richards, 2019-21
 Ira Richards, 1990-91-92-93
 Kester Richards, 1931
 Chandler Richardson, 2007
 Chase Richardson, 2007
 Ron Richardson, 1965-66
 Bill Richey, 1958-59
 J.R. Rickard, 1994
 Bob Riddle, 1952-53-54-55
 Keegan Riddle, 2005
 Kenneth Riddle, 1997-98-99-00
 Darren Riddles, 2001-02
 Dick Riggs, 1938-39-40
 Turquoy Riggs, 2004-06
 George Rigler, 1956-58
 Don Riley, 1961-63
 Mike Rios, 2018-19
 Randy Ritchie, 1974-75

All-Time Lettermen

Tex Ritter, 1941
 Diamond D. Roach, 1926-27-28-29
 Paul Roach, 1968-69
 Chris Robbs, 2009-10-11-12
 Aaron Roberson, 1993-94-95-96
 Donovan Roberts, 2013
 Duggan Roberts, 1941
 Mike Roberts, 2013
 Ronnie Roberts, 2005
 T.J. Roberts, 2019
 Tero Roberts, 2019
 Marc Robinson, 2012
 Stephan Robinson, 2016-17
 Elmer H. Rogers, 1938
 Marvel Rogers, 1981-82
 Quincy Roland, 1986-87
 David Rolle, 1981-82-83
 Mike Rollins, 1960-61-62
 Thomas Rollins, 2004-05
 Jamual Ronas, 2021
 Rick Roop, 1976-77-78
 Joseph Roque, 2018-19-21
 Paul Rosenberg, 1969-70-71
 Mel Rosenblum, 1948-49
 Jack Ross, 1968-69-70-71
 Narvin Ross, 1942
 Richard Ross, 1986
 Bob Roukstool, 1942
 John Rowden, 1959
 Ron Rowden, 1960
 Mike Royce, 1977-78
 Thom Royce, 1976-77-78
 Sam Ruhl, 2016
 Lloyd Rumbaugh, 1958
 Bear Runyan, 1995-96-97-98
 Preston Runyan, 2008
 Ashley Rutherford, 1970-71
 Larkin Ryal, 1979-80
 Mark Ryan, 1983-84-85

S-S-S-S-S

Darrell Sadler, 1966-67
 Charles Salda, 1964-65
 Sesi Salt, 2021
 Dan Samara, 1994-95-96
 Bob Sams, 1959-60-61
 James Sanders, 1935-36-37
 Luke Sapolu, 2008-09
 Craig Satepauhoodle, 1985-86-89-90
 Silas Satepauhoodle, 1985
 Tommy Saucedo, 1991
 John Savage, 1958
 Jack Scameshorn, 1960-61-62
 Emil Schellstede, 1931-33-34
 Leslie Schellstede, 1935
 Bill Schmidt, 1968-69
 Cortreal Scott, 2013
 Nick Schreck, 1997-99-00
 Arthur Lee Schrock, 1925
 Spencer Schwarz, 1980-81-82-83
 Wallace Schwesberger, 1946
 Aaron Scott, 1986
 B.J. Scott, 2014-15
 Jack Scott, 1929-30
 Jack Dale Scott, 1925-26
 Johnny Scott, 1977-78
 Payton Scott, 2019-21
 Shane Scott, 2003
 George Seacrist, 1976-77-78
 David Seagle, 2015-16-17-18
 Jay Sellers, 1992
 Dwight Sehorn, 1972-73
 David Selph, 1960-61
 Mike Sestak, 1994-95-96-97
 Phil Sexton, 1993-94-95-96
 Barney Shadle, 1933
 David Shanahan, 1965
 Ray Shands, 1962-63
 Ed Shanahan, 1971-72-73
 Ethan Sharp, 2009-10-11-12
 Bruce Shaw, 1952-54-55
 Derek Shaw, 2019
 Dick Shaw, 1964-65-66
 Frank Shaw, 1923-24
 Fred Shaw, 2004-05
 Seymore Shaw, 2005
 T.J. Shaw, 2007-08

Tyler Shaw, 2011
 Brad Shea, 1997-98-99-00
 Cade Shearwood, 2014-15
 Kenneth Shelton, 2005
 Doug Shepard, 1978
 Marvin Shepherd, 2004-05
 S.D. Shepherd, 1936-37
 Buford Sherwood, 1933
 Lindy Sherwood, 1933
 Michael Sherwood, 2006
 Denton Simek, 2013
 Dean Shinault, 1985-86-87-88
 Buddy Shirley, 1961
 Frank Shive, 1954-55
 Adrian Shoecraft, 2012-13
 Bill Siler, 1955
 Wesley Silk, 1935-36
 Johnny Sill, 1955-56-58
 Clint Simek, 2014
 Otto Simma, 1924
 Danny Simon, 1966-67
 David Simpson, 1995-96-97-98
 Darnell Sims, 2004-05
 Tyler Sipe, 2016-17
 Bill Sirkle, 1950-53-54
 Robert Sisson, 1928
 Steve Sitole, 1975
 Jacob Sitsler, 2019
 Chase Slack, 2018
 Michael Slater, 2021
 David Slatton, 1971
 Jeff Slayton, 1995-96-97-98
 John Smart, 1958-59
 Albert Smith, 1969-70-71
 Brandon Smith, 2006-07
 Burnell Smith, 2006
 Carl C. Smith, 1964-65-66
 Carl J. Smith, 1963-64-65
 Carlton Smith, 1977-78
 Carson Smith, 2015-16-17
 Durand Smith, 2004-05
 Eugene Smith, 1931-33
 Garry Smith, 1975-76-77-78
 James Smith, 2001-02-04
 John Smith, 1946-47
 Kevin Smith, 1972-73-74-75
 Larry Smith, 1954-55-56
 LeRon Smith, 1992
 Reggie Smith, 1984-85-86-87
 Ronnie Smith, 1961-63
 Tre' Smith, 2009
 Van Smith, 1959
 Joe Smoykefer, 1922
 Keithan Speed, 2005-06
 C.B. Speegle, 1939-40
 C.B. Speegle III, 1962-63-64-65
 Stacey Spencer, 1986-87
 Sherman Spradling, 1935-36-37
 Harold Springer, 1942
 Don Spurgin, 1953
 Redford Stac, 1931
 Fred Staff, 1962
 Jordan Stafford, 2015-16-17-18
 Addison Staggs, 2014-15-16-17
 Charles Stalcup, 1973-74-75-76
 Chas Stallard, 2014-15-16-17
 Lee Stamper, 1989-90-91-92
 Rex Standifer, 1926
 Jake Standlee, 2017
 Dustin Standley, 2001-02
 Wade Standley, 1987-88-89
 Randy Stanley, 2010
 Richard Stanley, 2011
 Danny Stark, 2007
 Glenn Starks, 1992-93
 Stephon Starks, 2018-19
 Austin Steele, 2015-16
 Kobey Stephens, 2021
 John Sterling, 1983-84-85-86
 Billy Stevenson, 1955
 Justin Stewart, 2017-18
 Tom Stewart, 1970-71-72
 Tommy Stiegleder, 1949
 Conrad Stigler, 1959-60
 Billy Stiles, 1969-70
 Tyler Stilwell, 2016-17-18-19

Bill Stone, 1962
 Jim Stone, 1973-74-75-76
 Tim Stone, 1980-81-82-83
 Tim Stone, 2003
 Jas'sen Stoner, 2013-16
 Blaine Storts, 1992-93-94-95
 Robert Stovall, 2004
 Joe Straw, 1959-60-61
 Robert Stringler, 1947
 Seth Strong, 1999-00-01-02
 Jason Stubbs, 1990-91
 Orion Stuteville, 1921-23
 Marqus Stutson, 2008
 Howard Suez, 1922
 George Sullivan, 1951
 Ron Sullivan, 1974-75
 Leroy Summers, 2007
 Chris Sumpter, 1992-93-94-95
 Marion Surbeck, 1925-26, 29
 Chad Susman, 2007-08
 Jack Sutliff, 1934-35-36-37
 Howard Sutton, 1949-51
 John Swafford, 1927-28-29-30
 Willie Swan, 1964-65-66
 Lavern Swart, 1937
 Zac Swartz, 2010

T-T-T-T-T

Chris Talbott, 2001-02
 Chase Talbert, 2012-13
 Kito Talbert, 2004-05
 Jim Talkington, 1964-65
 George Tallchief, 1941
 Bill Talley, 1973-74
 Ken Talley, 1967-68
 Steve Tanner, 2002
 David Tapp, 1968
 Stu Taron, 2007-08
 Hurley Tarver, 1994-95-96-97
 Mike Tasby, 1981-82-83-84
 Jonathan Tate, 2003-05-06-07
 Rusty Tate, 1965-66
 Steve Tate, 1977-78-79-80
 Eddie Tatum, 1965
 Cole Taylor, 2019
 Edison Taylor, 1936
 Elmo Taylor, 1931
 Eural Taylor, 1987
 Jack Taylor, 1937
 Jalen Teague, 2021
 Myles Tease, 2014-15
 Jay Tedesco, 2017-18-19
 Burl Thompson, 1935-36-37
 Charles Thompson, 1987
 Cody Thompson, 1990
 Curt Thompson, 1954-56
 Frank Thompson, 1941
 J.A. Thompson, 1937
 Jack Thompson, 1941-42
 Jay Thompson, 1940
 Jermaine Thompson, 1997
 Jess Thompson, 1928-29-30
 Kenneth Thompson, 1956, 58
 Luke Thompson, 1941-46-47
 Michael Thompson, 1992-93
 Phil Thompson, 1968-69
 Terry Thompson, 1930-31-33
 Tony Thompson, 1998-99-00-01
 Vern Thompson, 1928-29-30
 Decatur Thornton, 1997-99
 James Thornton, 2000-01-02-03
 John Thurmond, 1987
 Mark Tickner, 2001-02-03
 Jacob Tigges, 2009-10
 Tim Tillis, 1986-87-88-89
 Bill Tillman, 1933-34-35
 Rex Tillman, 1935
 Steve Timble, 1977-78
 Todd Tims, 1983-84-85
 Tom Tinnin, 1973
 Corey Tipsword, 2016-17
 Marshall Tolson, 2017-18-19
 Chas Townsend, 2010
 Glen Townsend, 1985
 Leroy Travis, Jr., 2012
 Keith Traylor, 1989-90
 Arch Tredway, 1972-73-74

Jack Treat, 1959
 Fred Trenary, 1961
 Turner Troup, 2010-11-12
 Wesley Truman, 1955
 Jarrett Tryon, 2012-13
 Chad Tsothigh, 2003-04
 Richard Tuberville, 1988-89
 Bob Tucker, 1958
 Teddy Tucker, 1986
 Vakamailalo Tuifua, 2021
 Max Tupeker, 1972-73-74-75
 Orion Turney, 1937
 Ronnie Turner, 2018
 Terrance Tyler, 1988
 Jim Tyner, 1936-37

U-U-U-U-U

Kolby Underwood, 2018-19
 Langston Underwood, 2017-18

V-V-V-V-V

Bob Van Antwerp, 1942
 Clarence Van Antwerp, 1920
 Bob Vance, 1955
 Harold Vandever, 1935
 Ryan VanGorder, 2001-02
 Brento Vann, 88-89
 Bruce Vann, 1981-83
 Leslie Van Noy, 1922-26
 Alan Vanover, 1986-87-88-89
 Zack Veasey, 2005-06
 Murl Venard, 1941-42
 Brandon Verrett, 2003-04
 David Vernon, 1973
 John Vick, 2001
 Louis Villanueva, 1990-91
 Lee VonTungeln, 2007-08-09
 Donald Vrana, 1978

W-W-W-W-W

Buck Wade, 1931
 Gib Wade, 1934
 Gilbert Wade, 1931-34
 Henry Wade, 1929-30-31
 Kennedy Wade, 2017
 Robert Wade, 1966
 Sheldon Waeger, 1976-77
 Brandon Waggoner, 2013-14-15-16
 Colis Walker, 2014-15-16
 Glynn Walker, 1984-85-86-87
 Malik Walker, 2016-17-18
 Raymond Walker, 1960
 Bill Wallace, 1933
 Kerry Wallace, 2010
 Michael Wallace, 2003-04-05-06
 Tom Wallace, 1929-30-31
 Charles Walls, 1948-49
 Marquis Walters, 2012
 Bill Wantland, 1930
 Dylan Ward, 2014-15
 Quanton Ware, 2006
 Don Warma, 1972
 Dylan Warner, 2011
 Danny Washington, 1976-77-78
 Marquez Washington, 2017
 Martial Washington, 2021
 Willis Washington, 2004
 Clarence G. Waters, 1925-28
 Glen Waters, 1930-31-33
 Graden Waters, 1929
 Pat Waters, 1933
 Marvin Wathor, 1951-52
 Denver Watts, 1926
 M.B. Watts, 1986-87-88-89
 Steve Weatherford, 1975-76
 Alex Weaver, 2007-08
 Ross Weaver, 2009
 Thomas Weaver, 1995-96
 William Weaver, 1923
 Danny Webb, 1980-81-82
 Joe Webb, 1954-55-56
 Bill Weber, 1953-54
 Frank Weber, 1959-60
 Chuck Weigl, 1969
 Walter Welch, 1958
 Morris C. Wells, 1925-26
 Neil Wells, 1949
 Lloyd Wertman, 1975-76
 Raymond Wesley, 1963

Benny West, 1976-77-78
 Noah West, 2021
 Terry West, 1986-87-88-89
 Quentin West, 2008
 John Westfahl, 1953-54
 Larry Whatley, 1976-77-78
 Kenneth Whetstone, 1983
 Bill White, 1972
 Bruce White, 2017-18
 Ellis White, 2007-08
 Joe White, 1952
 Allen Turner, 1937
 Josh White, 2005
 Robin White, 1990-91
 Vance White, 1978
 Ron Whitely, 1982-83-84
 Brandon Whiteley, 2000-01-02-03
 Chad Whiteside, 2003-04
 Issac Whitney, 2013
 Carter Whitson, 2010
 Joeben Whitney, 1966
 Rae'Quan Wicks, 2021
 Forrest Wildman, 1920-21-23
 Wilson Wilhite, 1958
 Anthony Wilkinson, 2016
 Vernon Willcox, 1978
 Aaron Williams, 2014-15-16-17
 Austin Williams, 2016
 Bob Williams, 1965-66
 Bobby Williams, 1962-63-64-65
 Brandon Williams, 2011
 Bryan Williams, 2014
 Chris Williams, 2006-07
 Darrell Williams, 1952-53-54
 Daxton Williams, 2016-17-18-19
 Doug Williams, 1981-82-83-84
 Corey Williams, 2001-02
 Jared Williams, 1996-97-98-99
 Jim Williams, 1963
 Lawrence Williams, 1921-22-23
 Nick Williams, 2002-03-04
 Nolan Williams, 2007-08-09
 Zarel Williams, 2011
 Ernest Williamson, 1924-25
 John Williamson, 1917-22-23-24
 Roger Williamson
 Terry Williamson, 2011-12
 Damon Wilmore, 1992
 Deontay Wilson, 2013-14-15-16
 Russell Wing, 1978
 Darrius Winston, 2019
 Michael Wilson, 1953-54-55
 Ralph Witten, 1946
 Jap Wood, 1925-26-27
 Larry Wood, 1964
 Chantz Woodberry, 2016
 Michael Woodberry, 1987
 Marvin Woodcock, 1942
 Artrell Woods, 2010-11
 Deon Woods, 2021
 David Wooley, 1972-73
 Larry Wooten, 1985-86-87
 Van Wooten, 1981-82-83
 Trey Wormington, 2016-17-18
 Colton Wright, 2017
 Elijah Wright, 2021
 Kenneth Wright, 1987
 Larry Wright, 1991
 Virgil Wright, 1925

Y-Y-Y-Y-Y

Tyler Yoas, 2004-05
 Albert Young, 1926-27-28-29
 Ashton Young, 2013
 Ben Young, 1978-79
 Breion Young, 2016-17
 Brent Young, 1995-96
 Marcus Young, 2008
 Ron Young, 1976

Z-Z-Z-Z-Z

Daric Zeno, 1980-81-82-83

Season-by-Season Results

1904 (2-3)

0	Logan County HS	23
7	Oklahoma City	0
0	Oklahoma Military Institute	6
0	Kingfisher College	16
5	Oklahoma City HS	0

1905 (4-3-1)

0	Oklahoma	28
6	Oklahoma State	0
0	Oklahoma	58
0	Kingfisher College	35
5	Oklahoma State	5
15	Oklahoma City	0
41	Southwestern Oklahoma	0
15	Logan County HS	0

1906 (6-3)

23	Oklahoma State	2
0	Oklahoma	12
11	Oklahoma State	0
0	Oklahoma	17
0	Kingfisher College	6
47	Northern Junior College	5
11	Kingfisher College	0
21	Oklahoma City	0
12	Southwestern Oklahoma	0

1907 (2-5-1)

6	Oklahoma City	2
6	Southwestern Oklahoma	0
5	Kingfisher College	29
0	Oklahoma State	0
0	Oklahoma City	12
0	Southwestern Kansas	21
0	Kingfisher College	11
0	Oklahoma State	5

1908 (4-4-2)

6	Oklahoma	51
0	Oklahoma City	0
6	Oklahoma City	6
5	Kingfisher College	6
8	Kingfisher College	8
12	Northwestern Oklahoma	11
10	Northwestern Oklahoma	21
27	Phillips	4
8	Oklahoma State	6
0	Oklahoma State	17

1909 (2-11)

3	Oklahoma	35
0	Southwestern Oklahoma	6
0	Oklahoma City	80
0	Austin College	37
11	Trinity	8
0	Kingfisher College	15
8	Chilocco Indian	24
0	Logan County HS	10
0	Southeastern Oklahoma	6
27	Chilocco Indian	5
5	Austin College	23
5	Phillips	58
0	Oklahoma State	27

1910 (0-9)

0	Kingfisher College	57
0	Southwestern Kansas	15
0	Southwestern Oklahoma	10
0	Oklahoma State	52
0	Northern Junior College	11

5	Northwestern Oklahoma	25
0	Chilocco Indian	8
0	Oklahoma	81
0	Kingfisher College	63

1911 (4-3-1)

6	Oklahoma City	7
0	Northern Junior College	12
11	Kingfisher College	0
25	East Central	0
0	Kingfisher College	0
	def. Logan County High School	
0	Oklahoma State	42
5	Oklahoma Baptist	0

1912 (3-6)

20	Oklahoma Engineers	33
25	Oklahoma City	12
6	Oklahoma City	12
10	Kingfisher College	7
0	Oklahoma City HS	13
0	Oklahoma City HS	39
0	Oklahoma State	18
0	Oklahoma	81
56	Southeastern Oklahoma	0

1913 (3-3-3)

0	Oklahoma	83
0	Oklahoma City	0
0	Kingfisher College	0
61	Phillips	0
14	East Central	31
7	Northwestern Oklahoma	7
7	Kingfisher College	8
33	Phillips	6
7	Oklahoma City	6

1914 (5-1)

0	Oklahoma	67
16	Oklahoma City	0
24	Northwestern Oklahoma	0
43	East Central	0
40	Kingfisher College	31
44	Oklahoma City	0

Conference Champions

1915 (9-0)

42	Oklahoma City	3
83	Oklahoma City	0
6	Kingfisher College	0
76	Southwestern Oklahoma	0
29	East Central	14
34	Southeastern Oklahoma	0
83	Northeastern State	0
13	Phillips	3
14	Pittsburg State	0

Conference Champions

1916 (8-3)

0	Oklahoma	27
46	Northeastern State	0
183	Oklahoma City	0
27	Northwestern Oklahoma	0
20	Southeastern Oklahoma	7
24	Southwestern Oklahoma	3
49	Kingfisher College	6
6	Oklahoma State	34
51	East Central	0
12	Phillips	0
0	Pittsburg State	7

1917 (3-4)

0	Oklahoma	99
66	Southwestern Oklahoma	6
56	Southeastern Oklahoma	0
0	Oklahoma State	13
53	Northeastern State	0
6	East Central	7
0	Phillips	16

1918 (6-2)

0	Oklahoma	44
6	Oklahoma State	26
70	East Central	0
45	Oklahoma Baptist	0
33	Northwestern Oklahoma	7
59	Southwestern Oklahoma	0
34	Southeastern Oklahoma	0
7	Phillips	0

1919 (6-5)

0	Oklahoma	40
67	Catholic College	0
157	Oklahoma Baptist	0
6	Tulsa	66
54	Kingfisher College	7
0	Phillips	54
0	Oklahoma State	54
19	Southwestern Oklahoma	0
27	Northwestern Oklahoma	0
47	East Central	0
6	North Texas	35

Conference Champions

1920 (4-3-1)

60	Kingfisher College	0
42	Oklahoma Baptist	6
7	Oklahoma	16
34	Southwestern Oklahoma	0
0	Tulsa	3
69	East Central	7
0	Northwestern Oklahoma	27
6	Phillips	6

1921 (8-1)

21	Northern Junior College	0
0	Oklahoma	21
44	Clarnedon College	6
7	Oklahoma Baptist	0
104	East Central	0
28	Phillips	3
21	Tulsa	0
21	Southwestern Oklahoma	14
42	Northwestern Oklahoma	0

Conference Champions

1922 (7-4)

118	Carver College	0
62	Oklahoma City	0
0	Oklahoma State	17
0	Oklahoma	19
19	Northwestern Oklahoma	0
34	Oklahoma Baptist	0
20	East Central	0
7	Phillips	31
14	Iowa State	13
30	Southwestern Oklahoma	0
0	Tulsa	14

1923 (7-1-1)

53	Northern Junior College	0
26	Northwestern Oklahoma	0

14	Southeastern Oklahoma	12
0	Oklahoma Baptist	0
6	East Central	0
14	Oklahoma State	6
6	Phillips	7
7	Southwestern Oklahoma	0
58	Oklahoma City	0

Conference Champions

1924 (9-1)

2	Oklahoma	0
13	Baylor	6
44	East Central	0
21	Tulsa	0
7	Southeastern Oklahoma	0
6	Centenary	7
6	Southwestern Oklahoma	0
69	Oklahoma City	2
28	Phillips	0
21	Oklahoma Baptist	14

Conference Champions

1925 (3-5-2)

5	Oklahoma Baptist	0
6	Pittsburg State	6
0	Northwestern Oklahoma	11
7	Arkansas Tech	14
7	Centenary	17
8	Tulsa	20
16	Oklahoma City	2
7	Southwestern Oklahoma	7
12	Phillips	0
0	Northern Junior College	30

1926 (3-3-3)

0	Northern Junior College	0
0	Oklahoma City	0
10	Pittsburg State	7
23	Northwestern Oklahoma	0
10	Centenary	14
7	Northeastern State	0
3	Southwestern Oklahoma	6
3	Oklahoma Baptist	3
7	Phillips	14

1927 (3-1-4)

14	Oklahoma	14
7	Oklahoma City	7
30	Northeastern State	0
18	East Central	0
0	Oklahoma Baptist	10
0	Southeastern Oklahoma	0
16	Southwestern Oklahoma	13
0	Phillips	0

1928 (5-3-1)

75	Oklahoma Panhandle	0
7	Southwestern Kansas	0
0	East Central	7
34	Northwestern Oklahoma	7
6	Emporia State	23
32	Southwestern Oklahoma	0
7	Southeastern Oklahoma	0
0	Oklahoma City	27
0	Phillips	0

1929 (6-1-2)

0	Southwestern Kansas	0
26	Northern Junior College	0
14	Southeastern Oklahoma	13
7	East Central	7

Season-by-Season Results

0	Hendrix.....	0
7	Southwestern Oklahoma	0
3	Northwestern Oklahoma	0
6	Northeastern State	0
0	Centenary.....	9

Conference Champions

1930 (6-3)

7	West Texas A&M	0
52	Connors Junior College	6
6	Oklahoma City	27
13	Southwestern Oklahoma	6
7	Southeastern Oklahoma	0
21	Northwestern Oklahoma	0
0	Centenary.....	19
12	Northeastern State	0
0	East Central	7

1931 (6-2-1)

0	Oklahoma City.....	20
13	Southwestern Kansas.....	6
0	West Texas A&M	6
19	Southeastern Oklahoma	0
0	Northwestern Oklahoma	0
19	Oklahoma Baptist.....	13
27	Southwestern.....	0
25	Northeastern State	0
9	East Central	0

Conference Champions

1932 (6-3-1)

0	Oklahoma State.....	0
0	Oklahoma City.....	14
15	Northwestern Oklahoma	0
25	Oklahoma Baptist.....	12
0	Southeastern Oklahoma	7
6	Jefferson	19
13	Southwestern Oklahoma	0
18	Northeastern State	0
13	East Central	2
25	Southwestern Oklahoma	0

Conference Champions

1933 (4-5-1)

45	Oklahoma Panhandle.....	6
12	Oklahoma State.....	20
6	West Texas A&M	0
20	Northwestern Oklahoma	0
13	Southeastern Oklahoma	0
0	Oklahoma Baptist.....	19
6	Southwestern Oklahoma	14
0	Northeastern State	14
0	Oklahoma City.....	20
0	East Central	0

1934 (6-2-1)

0	Tulsa	26
6	Oklahoma City.....	0
7	Northwestern Oklahoma	0
25	Southeastern Oklahoma	0
9	West Texas A&M	0
20	Southwestern Oklahoma	7
13	Northeastern State	7
0	Oklahoma Baptist.....	7
7	East Central	7

Conference Champions

1935 (7-2-1)

28	Capitol Hill JC	0
9	Tulsa.....	0
0	Oklahoma City.....	7

13	Northwestern Oklahoma	6
7	Oklahoma Baptist.....	0
7	Southwestern Oklahoma	0
2	Northeastern State	12
0	West Texas A&M	0
7	Southeastern Oklahoma	0
7	East Central	0

Conference Champions

1936 (8-1)

6	Emporia State.....	0
7	Tulsa	40
18	Northwestern Oklahoma	0
19	Oklahoma City.....	0
20	Oklahoma Baptist.....	0
21	Southwestern Oklahoma	6
21	Northeastern State	0
20	East Central	6
29	Southeastern Oklahoma	9

Conference Champions

1937 (6-2-2)

0	Arkansas.....	25
6	Tulsa	42
20	Emporia State.....	20
13	Northwestern Oklahoma	0
14	Austin College	13
14	Southwestern Oklahoma	0
0	Northeastern State	0
16	Oklahoma Baptist.....	10
7	Southeastern Oklahoma	0
47	East Central	0

Conference Champions

1938 (6-3)

12	Oklahoma State.....	20
0	Tulsa	20
13	Northwestern Oklahoma	0
6	Southeastern Oklahoma	0
18	Arkansas Tech.....	19
25	Southwestern Oklahoma	3
26	Northeastern State	0
18	Oklahoma Baptist.....	0
52	East Central	0

Conference Champions

1939 (5-3)

6	Arkansas.....	32
0	Arkansas Tech.....	6
19	Northwestern Oklahoma	0
20	Southeastern Oklahoma	6
6	Southwestern Oklahoma	0
13	Northeastern State	6
7	Oklahoma Baptist.....	0
13	East Central	33

Conference Champions

1940 (2-5-2)

6	Oklahoma State.....	25
0	Arkansas.....	38
6	Arkansas Tech.....	12
0	Southeastern Oklahoma	23
0	Northwestern Oklahoma	0
7	Southwestern Oklahoma	27
13	Northeastern State	7
0	Oklahoma Baptist.....	0
21	East Central	13

Conference Champions

1941 (6-2)

0	Arkansas.....	56
0	Arkansas Tech.....	19

25	Southeastern Oklahoma	0
19	Northwestern Oklahoma	0
7	Southwestern Oklahoma	6
26	Oklahoma City.....	6
19	East Central	0
7	Northeastern State	6

Conference Champions

1942 (7-0)

28	Will Rogers AFB.....	0
28	Northwestern Oklahoma	0
35	OU Junior Varsity.....	0
29	East Central	6
44	OU Junior Varsity.....	0
27	Will Rogers AFB.....	7
14	Southwest Missouri	7

Conference Champions

1943-45: No team (World War II)

1946 (4-4-1)

0	Arkansas Tech.....	7
13	Murray Junior College.....	7
0	Southeastern Oklahoma	6
0	Southwestern Kansas.....	13
20	Southwestern Oklahoma	20
30	East Central	0
12	Texas Naval Station	13
10	Northeastern State	6
27	Northwestern Oklahoma	0

1947 (7-1-1)

19	Connors Junior College	6
20	Centenary.....	7
40	Benedictine College	0
13	Southeastern Oklahoma	19
41	Arkansas Tech.....	0
12	Southwestern Oklahoma	12
33	East Central	12
27	Northeastern State	21
33	Northwestern Oklahoma	7

1948 (6-2)

12	Northwest Louisiana	26
45	Benedictine College	0
6	Southeastern Oklahoma	2
26	Arkansas Tech.....	6
13	Southwestern Oklahoma	20
20	East Central	7
34	Northwestern Oklahoma	0
20	Northeastern State	13

Conference Champions

1949 (7-2)

7	Arkansas Tech.....	13
6	Northwest Louisiana	7
37	Southeastern Oklahoma	13
13	Northeastern A&M	6
37	Southwestern Oklahoma	13
13	East Central	7
20	Northwestern Oklahoma	7
26	Northeastern State	7
59	Oklahoma Panhandle.....	12

Conference Champions

1950 (7-3)

12	Arkansas Tech.....	13
20	Northwest Louisiana	41
33	Eastern New Mexico	13
21	Southeastern Oklahoma	13
47	Northeastern A&M	13
21	Southwestern Oklahoma	34

20	East Central	13
33	Northwestern Oklahoma	7
33	Northeastern State	6
13	Oklahoma Panhandle.....	6

Conference Champions

1951 (2-6)

0	Midwestern State.....	26
6	Northwest Louisiana	19
0	Eastern New Mexico	31
21	Southeastern Oklahoma	0
26	Southwestern Oklahoma	32
19	East Central	14
21	Northwestern Oklahoma	26
13	Northeastern State	53

1952 (4-4)

0	Northwest Louisiana	7
19	Southeastern.....	0
6	Louisiana Tech.....	34
28	Southwestern Oklahoma	32
20	East Central	7
63	Northwestern Oklahoma	25
7	Northeastern State	25
46	Southwestern Kansas.....	6

1953 (6-3)

7	Northwest Louisiana	0
34	Northwestern Oklahoma	6
13	Southeastern Oklahoma	21
27	Central Arkansas	7
33	Southwestern Oklahoma	28
34	East Central	7
19	Northeastern State	20
43	Southwestern Kansas.....	6
0	Ouachita Baptist.....	13

1954 (6-2-1)

6	Northwest Louisiana	15
33	Northwestern Oklahoma	13
0	Southeastern Oklahoma	9
21	Central Arkansas	20
12	Southwestern Oklahoma	7
18	East Central	14
20	Midwestern State.....	20
42	Northeastern State	0
60	Texas Lutheran	7

Conference Champions

1955 (8-1)

19	Fort Hays State	12
6	Northwestern Oklahoma	0
14	Southeastern Oklahoma	9
66	Central Arkansas	12
7	Southwestern Oklahoma	14
19	East Central	13
21	Memphis Naval Station	7
27	Northeastern State	0
51	New Mexico Highlands	14

Conference Champions

1956 (7-2)

35	Fort Hays State	6
21	Langston.....	6
7	Southeastern Oklahoma	0
13	Southern Arkansas	31
7	Southwestern Oklahoma	19
28	East Central	0
28	Northwestern Oklahoma	14
13	Northeastern State	7
42	Emporia State.....	14

Conference Champions

Season-by-Season Results

1957 (5-2)

14	Langston.....	6
45	Southern Arkansas.....	6
7	Southwestern Oklahoma.....	0
21	East Central.....	0
6	Northwestern Oklahoma.....	35
12	Northeastern State.....	28
27	Emporia State.....	7

1958 (5-4)

22	Langston.....	6
8	Southeastern Oklahoma.....	0
14	Benedictine College.....	34
6	Southwestern Oklahoma.....	0
28	East Central.....	9
6	Northwestern Oklahoma.....	20
8	Northeastern State.....	28
18	Emporia State.....	20
6	Memphis Naval Station.....	0

1959 (8-1)

20	Eastern New Mexico.....	0
6	Langston.....	32
8	Benedictine College.....	0
25	Southwestern Oklahoma.....	6
47	East Central.....	7
27	Northwestern Oklahoma.....	0
37	Northeastern State.....	21
26	Southeastern Oklahoma.....	13
12	Emporia State.....	0

1960 (6-4)

19	New Mexico Highlands.....	26
27	Eastern New Mexico.....	0
0	Langston.....	20
28	Emporia State.....	7
26	Southwestern Oklahoma.....	7
9	East Central.....	6
8	Northwestern Oklahoma.....	26
21	Northeastern State.....	14
14	Southeastern Oklahoma.....	20
22	Western Colorado.....	8

1961 (9-1)

13	Eastern New Mexico.....	6
14	Langston.....	13
27	Emporia State.....	7
20	Southwestern Oklahoma.....	0
19	East Central.....	18
12	Northwestern Oklahoma.....	7
32	Northeastern State.....	0
59	Southeastern Oklahoma.....	12
30	Western Colorado.....	0
26	Oklahoma Panhandle.....	27

Conference Champions

1962 (11-0)

25	Eastern New Mexico.....	6
27	Langston.....	0
44	Emporia State.....	7
20	Southwestern Oklahoma.....	6
40	East Central.....	20
42	Northwestern Oklahoma.....	0
38	Northeastern State.....	0
33	Southeastern Oklahoma.....	7
33	Oklahoma Panhandle.....	0
20	College of Emporia!.....	0
28	Lenoir-Rhyne!.....	13

Conference/National Champions

I-NAIA Playoffs

1963 (4-4-1)

27	Langston.....	40
20	Emporia State.....	0
19	Southwestern Oklahoma.....	14
7	East Central.....	19
20	Northwestern Oklahoma.....	9
7	Northeastern State.....	14
6	Southeastern Oklahoma.....	0
14	Oklahoma Panhandle.....	14
21	Eastern New Mexico.....	40

1964 (4-5)

40	College of the Ozarks.....	6
9	Langston.....	7
35	Eastern New Mexico.....	34
0	Southwestern Oklahoma.....	6
3	East Central.....	34
12	Northwestern Oklahoma.....	20
20	Northeastern State.....	21
27	Southeastern Oklahoma.....	37
27	Oklahoma Panhandle.....	10

1965 (6-3-1)

31	College of Ozarks.....	0
18	Langston.....	14
7	Eastern New Mexico.....	26
34	Southwestern Oklahoma.....	13
13	East Central.....	34
32	Northwestern Oklahoma.....	12
27	Northeastern State.....	27
20	Southeastern Oklahoma.....	14
12	Morningside Iowa.....	56
19	Oklahoma Panhandle.....	6

1966 (7-2)

22	Morningside.....	2
7	Langston.....	20
21	Eastern New Mexico.....	6
14	Southwestern Oklahoma.....	21
10	East Central.....	7
16	Northwestern Oklahoma.....	7
54	Northeastern State.....	13
21	Southeastern Oklahoma.....	7
21	Oklahoma Panhandle.....	7

1967 (3-6-1)

13	Pittsburgh State.....	14
20	Langston.....	20
22	Eastern New Mexico.....	0
6	Southwestern Oklahoma.....	7
21	East Central.....	24
9	Northwestern Oklahoma.....	14
35	Northeastern State.....	0
7	Southeastern Oklahoma.....	13
35	Western Colorado.....	0
13	Oklahoma Panhandle.....	20

1968 (6-4-1)

29	Pittsburgh State.....	3
34	Southwest Missouri.....	7
30	Langston.....	19
19	Eastern New Mexico.....	20
7	Southwestern Oklahoma.....	31
7	East Central.....	7
37	Northwestern Oklahoma.....	0
19	Northeastern State.....	27
17	Southeastern Oklahoma.....	27
14	Western Colorado.....	8
35	Oklahoma Panhandle.....	14

1969 (8-1-1)

25	Southwest Missouri.....	0
24	Langston.....	12
20	Eastern New Mexico*.....	37
7	Southwestern Oklahoma.....	6
20	East Central.....	20
52	Northwestern Oklahoma.....	15
15	Northeastern State.....	44
31	Southeastern Oklahoma.....	7
42	Western Colorado.....	6
49	Oklahoma Panhandle.....	21

*-Won by forfeit

1970 (9-2)

20	Southwest Missouri.....	0
49	Western Colorado.....	7
40	Langston.....	13
14	Northwestern Oklahoma.....	10
6	Cameron.....	14
32	Eastern New Mexico.....	13
35	Oklahoma Panhandle.....	14
54	Southeastern Oklahoma.....	21
41	Northeastern State.....	7
16	Southwestern Oklahoma.....	17
43	East Central.....	21

1971 (7-2-1)

33	Southwest Missouri.....	0
34	East Central.....	14
35	Langston.....	19
28	Northwestern Oklahoma.....	10
14	Cameron.....	14
49	Eastern New Mexico.....	31
14	Oklahoma Panhandle.....	20
34	Southeastern Oklahoma.....	21
35	Northeastern State.....	23
7	Southwestern Oklahoma.....	10

1972 (9-2)

39	Southwest Missouri.....	19
33	East Central.....	10
21	Langston.....	14
20	Northwestern Oklahoma.....	13
27	Cameron.....	13
28	Eastern New Mexico.....	7
28	Oklahoma Panhandle.....	15
28	Southeastern Oklahoma.....	0
14	Northeastern State.....	21
26	Southwestern Oklahoma.....	7
0	Texas A&M Commerce!.....	54

Conference Champions

I-NAIA Playoffs

1973 (6-4-1)

7	Angelo State.....	7
21	Southwest Missouri.....	0
7	East Central.....	13
6	Langston.....	27
19	Northwestern Oklahoma.....	0
18	Cameron.....	10
14	Eastern New Mexico.....	17
24	Oklahoma Panhandle.....	23
14	Southeastern Oklahoma.....	12
3	Northeastern State.....	21
21	Southwestern Oklahoma.....	6

1974 (5-5)

14	Angelo State.....	21
14	East Central.....	21
14	Langston.....	7
26	Northwestern Oklahoma.....	13
14	Cameron.....	21

7	Eastern New Mexico.....	0
3	Oklahoma Panhandle.....	0
0	Southeastern Oklahoma.....	3
7	Northeastern State.....	9
14	Southwestern Oklahoma.....	0

1975 (7-4)

13	Angelo State.....	7
0	Henderson State.....	26
12	East Central.....	21
22	Langston.....	6
47	Northwestern Oklahoma.....	0
21	Cameron.....	37
0	Eastern New Mexico.....	19
35	Oklahoma Panhandle.....	0
23	Southeastern Oklahoma.....	0
34	Northeastern State.....	24
16	Southwestern Oklahoma.....	14

1976 (5-6)

0	Angelo State.....	57
0	Henderson State.....	9
10	East Central.....	30
20	Texas Lutheran.....	36
20	Northwestern Oklahoma.....	19
21	Langston.....	13
23	Eastern New Mexico.....	20
13	Oklahoma Panhandle.....	0
30	Southeastern Oklahoma.....	14
6	Northeastern State.....	14
15	Southwestern Oklahoma.....	17

1977 (5-5-1)

6	Angelo State.....	31
13	Southwestern Oklahoma.....	14
9	East Central.....	20
21	Texas Lutheran.....	28
7	Northern Colorado.....	21
15	Langston.....	14
24	Eastern New Mexico.....	20
32	Oklahoma Panhandle.....	0
31	Southeastern Oklahoma.....	21
21	Northeastern State.....	3
10	Cameron.....	10

1978 (7-3)

13	Angelo State.....	42
16	Southwestern Oklahoma.....	14
25	Texas Lutheran.....	0
6	Texas A&M-Commerce.....	3
33	East Central.....	10
34	Langston.....	6
30	Eastern New Mexico.....	14
39	Cameron.....	21
20	Northern Colorado.....	48
14	Northeastern State.....	28

1979 (11-2)

55	Evangel.....	0
28	Southwestern Oklahoma.....	0
49	Northwestern Oklahoma.....	0
17	Texas A&M-Commerce.....	6
35	East Central.....	28
20	Eastern New Mexico.....	0
35	Cameron.....	14
48	Langston.....	6
14	Northeastern State.....	22
30	Texas Lutheran.....	20
42	Nebraska-Kearney!.....	22
28	Presbyterian!.....	6
14	Texas A&M-Kingsville!.....	20

I-NAIA Playoffs

NAIA National Runner-up

Season-by-Season Results

1980 (5-4)

18	Southwestern Oklahoma	16
34	Northwestern Oklahoma	0
7	Texas A&M-Commerce	33
27	Oklahoma Panhandle	17
14	East Central	28
13	Cameron	14
6	Eastern New Mexico	24
44	Evangel	20
35	Langston	7

1981 (7-2)

29	Northwestern Oklahoma	12
13	Southwestern Oklahoma	6
18	Henderson State	38
28	Texas A&M-Commerce	31
9	Howard Payne	7
55	East Central	18
28	Eastern New Mexico	20
12	Cameron*	38
14	Langston	6

*-Won by forfeit

1982 (10-2)

15	Northwestern Oklahoma	7
7	Southwestern Oklahoma	12
24	Henderson State	3
42	Howard Payne	7
26	Northeastern State	42
21	East Central	19
48	Eastern New Mexico	12
38	Cameron	6
52	Langston	6
61	Colorado State-Pueblo!	20
28	Northeastern State!	17
14	Colorado Mesa!	11

I-NAIA Playoffs

National Champions

1983 (8-1-1)

28	Northwestern Oklahoma	10
45	Southwestern Oklahoma	17
56	Henderson State	14
31	Howard Payne	12
38	Northeastern State	15
34	East Central	17
33	Cameron	22
48	Langston	7
28	Eastern New Mexico	28
13	Saginaw Valley!	14

I-NAIA Playoffs

1984 (7-3)

48	Colorado State-Pueblo	7
41	Henderson State	18
24	Howard Payne	6
31	Northeastern State	24
10	Texas A&M-Commerce	35
18	Texas A&M-Kingsville	20
16	Northwest Missouri	28
31	Cameron	7
28	Langston	3
27	Eastern New Mexico	0

1985 (7-2-1)

28	Carson-Newman	9
33	Northwest Missouri	27
24	Abilene Christian	24
10	Howard Payne	3
23	Angelo State	29
41	Texas A&M-Commerce	13

28	Texas A&M-Kingsville	21
31	Cameron	3
44	Langston	3
15	Henderson State!	18

I-NAIA Playoffs

1986 (3-5-1)

28	West Texas A&M	35
41	Abilene Christian	28
31	Howard Payne	7
21	Angelo State	23
17	Sam Houston State	27
39	Eastern Washington	33
17	Texas A&M-Kingsville	38
21	Cameron	21
23	Lamar	47

1987 (2-8)

7	Southwest Missouri	20
8	West Texas A&M	25
28	Langston	10
13	Cameron	31
15	Texas A&M-Kingsville	21
14	Abilene Christian	38
35	Eastern New Mexico	41
10	Angelo State	17
28	Southeastern Oklahoma	24
22	Texas A&M-Commerce	43

1988 (4-5, 4-3*)

7	Southeastern Oklahoma	31
8	Colorado Mesa	44
21	Texas A&M-Commerce*	35
23	Abilene Christian*	24
0	Texas A&M-Kingsville*	35
19	Angelo State*	11
27	West Texas A&M*	15
12	Cameron*	10
35	Eastern New Mexico*	19

*-LSC game

1989 (0-10-1, 0-7*)

14	Nebraska-Omaha	21
12	Southeastern Oklahoma	12
17	Colorado Mesa	18
28	Cal State-Northridge	31
31	Texas A&M-Commerce*	33
9	Abilene Christian*	28
0	Texas A&M-Kingsville*	41
7	Angelo State*	49
24	West Texas A&M*	26
17	Cameron*	36
5	Eastern New Mexico*	41

*-LSC game

1990 (4-6, 3-4*)

14	Southeastern Oklahoma	7
0	Southern Utah	35
6	Cal State-Northridge	17
10	Texas A&M-Commerce*	17
12	Abilene Christian*	10
13	Texas A&M-Kingsville*	35
9	Angelo State*	14
38	West Texas A&M*	16
10	Cameron*	7
7	Eastern New Mexico*	12

*-LSC game

1991 (3-7, 1-5*)

14	Northwest Missouri	38
24	Southern Utah	21
7	Cal State-Northridge	9
21	Texas A&M-Commerce*	51
7	Abilene Christian*	24
13	Texas A&M-Kingsville*	23
10	Angelo State*	41
16	Western New Mexico	6
24	Cameron*	22
12	Eastern New Mexico*	21

*-LSC game

1992 (6-4, 2-4*)

27	Northwest Missouri	9
17	Fort Hays State	15
21	Southern Utah	20
14	Cal State-Northridge	0
9	Texas A&M-Commerce*	26
31	Abilene Christian*	35
12	Texas A&M-Kingsville*	36
6	Angelo State*	27
44	Cameron*	6
35	Eastern New Mexico*	13

*-LSC game

1993 (7-3, 2-3*)

37	Colorado Mesa	7
30	Fort Hays State	0
21	Southern Utah	20
37	Langston	20
27	Texas A&M-Commerce*	30
10	Abilene Christian*	28
7	Texas A&M-Kingsville*	38
28	Angelo State*	24
14	Nebraska-Kearney	7
36	Eastern New Mexico*	7

*-LSC game

1994 (6-3-1, 2-2-1*)

30	Colorado Mesa	8
36	Southwestern Oklahoma	8
38	Fort Hays State	15
38	Langston	10
16	Texas A&M-Commerce*	7
36	Abilene Christian*	33
0	Texas A&M Kingsville*	34
3	Angelo State*	22
21	Nebraska-Kearney	22
13	Eastern New Mexico*	13

*-LSC game

1995 (8-3, 4-3*)

27	Colorado Mesa	0
20	Southwestern Oklahoma	6
28	Fort Hays State	0
30	Langston	26
9	Texas A&M-Commerce*	17
13	Abilene Christian*	7
21	Texas A&M-Kingsville*	27
7	Angelo State*	14
43	West Texas A&M*	6
47	Tarleton State*	0
33	Eastern New Mexico*	23

*-LSC Game

1996 (9-3, 5-2*)

48	Colorado Mesa	10
23	Southwestern Oklahoma	14
39	Langston	20
38	Texas A&M-Commerce*	21

24	Abilene Christian*	6
7	Texas A&M-Kingsville*	35
24	Angelo State*	27
21	West Texas A&M*	7
17	Tarleton State*	14
17	Eastern New Mexico*	7
23	Chadron State!	21
7	California-Davis!	26

*-LSC game

I-NCAA Division II Playoffs

1997 (9-2, 7-2*)

23	Northwestern Oklahoma	0
7	Texas A&M-Kingsville*	33
28	Abilene Christian*	0
28	Tarleton State*	19
51	Langston	0
42	East Central*	7
35	Harding*	19
31	Ouachita Baptist*	14
17	Southwestern Oklahoma*	33
23	Southeastern Oklahoma*	18
17	Northeastern State*	16

*-LSC game

Division Champions

1998 (13-0, 9-0*)

3	Northwestern Oklahoma	0
38	Texas A&M-Kingsville*	9
30	Abilene Christian*	0
31	Tarleton State*	17
29	Langston	13
14	East Central*	13 OT
31	Harding*	3
48	Ouachita Baptist*	7
20	Southwestern Oklahoma*	6
31	Southeastern Oklahoma*	7
36	Northeastern State*	10
21	Chadron State!	19
21	Texas A&M-Kingsville!#	24OT

*-LSC game/#-Won by forfeit

Division/Conference Champions

I-NCAA Division II Playoffs

1999 (8-3, 6-2*)

28	Emporia State	25
37	Angelo State*	34
42	Midwestern State*	14
44	Langston*	6
31	East Central*	7
42	Harding*	30
41	Ouachita Baptist*	20
18	Southwestern Oklahoma*	16
14	Southeastern Oklahoma*	20
7	Northeastern State*	12
17	California-Davis!	33

*-LSC game

Conference Champions

I-NCAA Division II Playoffs

2000 (5-5, 5-3*)

31	Stephen F. Austin	38 OT
14	Northwestern Oklahoma	38
24	Texas A&M-Commerce*	7
16	Eastern New Mexico*	21
24	Midwestern State*	21
21	Southwestern Oklahoma*	27
21	Texas A&M-Kingsville*	13
24	East Central*	7
51	Southeastern Oklahoma*	17
0	Northeastern State*	7

*-LSC game

Season-by-Season Results

2001 (3-8, 1-7*)

28	Western Washington	24
26	Arkansas Tech	32
7	Texas A&M-Commerce*	24
35	Eastern New Mexico*	57
38	Midwestern State*	47
36	Southwestern Oklahoma*	37
21	Texas A&M-Kingsville*	35
30	East Central*	37
45	Bacone	7
31	Southeastern Oklahoma*	28
44	Northeastern State*	45

*-LSC game

2002 (5-6, 4-4*)

16	Western Washington	24
17	Arkansas Tech	24
34	West Texas A&M*	14
19	Texas A&M-Commerce*	16
21	Southwestern Oklahoma*	24
20	Abilene Christian*	22
22	East Central*	10
56	Bacone	21
6	Southeastern Oklahoma*	7
58	Northeastern State*	48
27	Tarleton State*	34

*-LSC game

2003 (9-3, 6-2*)

42	Colorado Mesa	16
30	Southwest Baptist	7
31	West Texas A&M*	20
24	Texas A&M-Commerce*	21
20	Southwestern Oklahoma*	17
17	Abilene Christian*	14
31	East Central*	21
26	Southeastern Oklahoma*	43
62	Northeastern State*	42
23	Tarleton State*	38
20	Colorado Mesa!	15
6	Texas A&M-Kingsville!	49

*-LSC game

I-NCAA Division II Playoffs

2004 (8-2, 7-2*)

35	Colorado Mesa	14
49	Abilene Christian	24
38	West Texas A&M*	27
34	Angelo State*	21
42	Tarleton State*	17
37	Southwestern Oklahoma*	19
31	Texas A&M-Kingsville*	41
40	East Central*	14
28	Southeastern Oklahoma*	55
25	Northeastern State*	7

*-LSC game

Division Champions

2005 (3-7, 3-6*)

7	Missouri Western	26
49	Abilene Christian*	37
31	West Texas A&M*	44
16	Angelo State*	20
3	Texas A&M-Commerce*	17
37	Southwestern Oklahoma*	20
38	Texas A&M-Kingsville*	41
39	East Central*	42
24	Southeastern Oklahoma*	31
37	Northeastern State*	10

*-LSC game

2006 (5-6, 4-5*)

29	Missouri Western	32 OT
18	Abilene Christian*	24
30	Angelo State*	24 OT
19	Eastern New Mexico*	16
10	Texas A&M-Commerce*	3
37	East Central*	0
31	Northwestern Oklahoma	26
7	Southeastern Oklahoma*	9
22	Southwestern Oklahoma*	25
7	West Texas A&M*	38
23	Northeastern State*	26 OT

*-LSC game

2007 (4-6, 4-5*)

27	Abilene Christian*	17
7	Emporia State	17
18	Angelo State*	27
7	Eastern New Mexico*	21
21	TX A&M-Commerce*	20 OT
24	East Central*	21
15	Southeastern Oklahoma*	24
10	Southwestern Oklahoma*	7
0	West Texas A&M*	31
14	Northeastern State*	22

*-LSC game

Division Champions

2008 (7-4, 6-3*)

12	Pittsburg State	16
18	West Texas A&M*	49
6	Texas A&M-Kingsville*	41
17	Tarleton State*	42
21	Texas A&M-Commerce*	13
43	Southwest Baptist	40
41	Southeastern Oklahoma*	7
23	Southwestern Oklahoma*	16
38	Midwestern State*	33
30	East Central*	17
24	Northeastern State*	13

*-LSC game

Division Champions

2009 (4-7, 4-5*)

13	Pittsburg State	42
24	West Texas A&M*	17
17	Texas A&M-Kingsville*	46
17	Tarleton State*	35
23	Texas A&M-Commerce*	27
23	Southwest Baptist	31
24	Southeastern Oklahoma*	41
41	Southwestern Oklahoma*	23
16	Midwestern State*	43
42	East Central*	25
47	Northeastern State*	38

*-LSC game

2010 (2-9, 2-8*)

20	Pittsburg State	31
37	Tarleton State*	21
41	Incarnate Word*	42 OT
24	Midwestern State*	30
31	East Central*	28
31	Eastern New Mexico*	49
55	Southeastern Okla.*	56 OT
28	Northeastern State*	39
30	Texas A&M-Commerce*	31
24	Southwestern Oklahoma*	31
35	Angelo State*	49

*-LSC game

2011 (2-9)

10	North Alabama	31
23	Southeastern Oklahoma	30
0	Angelo State	20
20	Southwestern Oklahoma	27
41	East Central	21
25	Cal Poly	44
3	Washburn	48
21	Fort Hays State	38
30	Black Hills State	17
7	Northeastern State	35
14	Lindenwood	48

2012 (2-8, 2-8*)

20	Missouri Southern*	25
16	Pittsburg State*	38
20	Emporia State*	48
31	Washburn*	14
24	Missouri Western*	44
6	Northwest Missouri*	60
13	Central Missouri*	41
56	Lincoln*	21
13	Southwest Baptist*	20
14	Northeastern State*	38

*-MIAA game

2013 (2-8, 2-8*)

38	Missouri Southern*	52
24	Pittsburg State*	65
38	Emporia State*	54
19	Washburn*	28
30	Missouri Western*	63
10	Northwest Missouri*	72
16	Central Missouri*	48
49	Lincoln*	42
38	Southwest Baptist*	31
38	Northeastern State*	45

*-MIAA game

2014 (8-4, 8-3*)

26	Fort Hays State*	7
26	Missouri Western*	17
24	Emporia State*	14
13	Northwest Missouri*	36
49	Nebraska-Kearney*	0
43	Missouri Southern*	41 3OT
19	Central Missouri*	31
35	Washburn*	26
28	Northeastern State*	10
45	Lindenwood*	13
14	Pittsburg State*	41
10	Sioux Falls!	42

*-MIAA game

I-Mineral Water Bowl

2015 (7-5, 6-5*)

29	Fort Hays State*	30
16	Missouri Western*	26
28	Emporia State*	38
16	Northwest Missouri*	23
36	Nebraska-Kearney*	24
55	Missouri Southern*	21
42	Central Missouri*	45
38	Washburn*	27
48	Northeastern State*	17
37	Lindenwood*	20
49	Pittsburg State*	31
38	Southwestern Oklahoma!	21

*-MIAA game

I-Live United Texarkana Bowl

2016 (3-8, 3-8*)

31	Lindenwood*	45
26	Pittsburg State*	49
20	Fort Hays State*	34
31	Missouri Western*	21
21	Emporia State*	35
10	Northwest Missouri*	56
32	Nebraska-Kearney*	47
63	Missouri Southern*	42
28	Central Missouri*	48
28	Washburn*	31
17	Northeastern State*	14

*-MIAA game

2017 (8-4, 7-4*)

35	Lindenwood*	14
28	Pittsburg State*	31
24	Fort Hays State*	31
38	Missouri Western*	41
53	Emporia State*	52
10	Northwest Missouri*	17
27	Nebraska-Kearney*	13
63	Missouri Southern*	33
48	Central Missouri*	30
27	Washburn*	10
62	Northeastern State*	21
38	Tarleton State!	31

*-MIAA game

I-Corsicana Bowl

2018 (8-4, 7-4*)

7	Pittsburg State*	21
27	Nebraska Kearney*	31
52	Lindenwood*	42
31	Northwest Missouri*	21
0	Fort Hays State*	15
33	Central Missouri*	26
17	Missouri Western*	16
34	Washburn*	0
31	Missouri Southern*	0
62	Northeastern State*	0
28	Emporia State*	35
41	Angelo State!	34

*-MIAA game

I-Heart of Texas Bowl

2019 (5-6, 5-6*)

35	Pittsburg State*	37
28	Nebraska Kearney*	23
63	Lincoln*	0
10	Northwest Missouri*	59
7	Fort Hays State*	35
26	Central Missouri*	44
43	Missouri Western*	50
22	Washburn*	20
52	Missouri Southern*	27
82	Northeastern State*	14
14	Emporia State*	34

*-MIAA game

2020: No Season (Covid Pandemic)

2021 (4-7, 4-7*)

24	Missouri Western*	20
21	Emporia State*	31
10	Missouri Southern*	14
0	Northwest Missouri*	38
69	Lincoln*	28
49	Northeastern State*	9
24	Fort Hays State*	14
17	Washburn*	29
20	Pittsburg State*	26
22	Nebraska Kearney*	37
29	Central Missouri	30

*-MIAA game

All-Time Coaching Records

Year	Coach	Record	Year	Coach	Record	Year	Coach	Record
1902	None	0-1	1947	Dale Hamilton	7-1-1	1989	Gary Howard	0-10-1
1904	Boyd Hill	2-3	1948	Dale Hamilton	6-2*	1990	Gary Howard	4-6
1905	Fenis Bentley	4-3-1	1949	Dale Hamilton	7-2*	1991	Gary Howard	3-7
1906	Fenis Bentley	6-3	1950	Gene Smith	7-3*	1992	Gary Howard	6-4
1907	Fenis Bentley	2-5-1	1951	Gene Smith	2-6	1993	Gary Howard	7-3
1908	Fenis Bentley	4-4-2	1952	Dale Hamilton	4-4	1994	Gary Howard	6-3-1
1909	Fenis Bentley	2-11	1953	Dale Hamilton	6-3	1995	Gary Howard	8-3
1910	Fenis Bentley	0-9	1954	Dale Hamilton	6-2-1*	1996	Gary Howard	9-3\$
1911	Fenis Bentley	4-3-1	1955	Dale Hamilton	8-1*	1997	Gary Howard	9-2!
1912	C.W. Wantland	3-6	1956	Dale Hamilton	7-2*	1998	Gary Howard	13-0!&\$^
1913	C.W. Wantland	3-3-3	1957	Dale Hamilton	5-2	1999	Gary Howard	8-3!&\$
1914	C.W. Wantland	5-1*	1958	Al Blevins	5-4	2000	Gary Howard	5-5
1915	C.W. Wantland	9-0*	1959	Al Blevins	8-1	2001	Gary Howard	3-8
1916	C.W. Wantland	8-3	1960	Al Blevins	6-4	2002	Gary Howard	5-6
1917	C.W. Wantland	3-4	1961	Al Blevins	9-1*	2003	Chuck Langston	9-3\$
1918	C.W. Wantland	6-2	1962	Al Blevins	11-0*#	2004	Chuck Langston	8-2!
1919	C.W. Wantland	6-5*	1963	Al Blevins	4-4-1	2005	Chuck Langston	3-7
1920	Ralph Myers	4-3-1	1964	Phil Ball	4-5	2006	Chuck Langston	5-6
1921	C.W. Wantland	8-1*	1965	Phil Ball	6-3-1	2007	Chuck Langston	4-6!
1922	C.W. Wantland	7-4	1966	Phil Ball	7-2	2008	Tracy Holland	7-4!
1923	C.W. Wantland	7-1-1*	1967	Phil Ball	3-6-1	2009	Tracy Holland	4-7
1924	C.W. Wantland	9-1*	1968	Phil Ball	6-4-1	2010	Tracy Holland	2-9
1925	C.W. Wantland	3-5-2	1969	Phil Ball	8-1-1	2011	Tracy Holland	2-9
1926	C.W. Wantland	3-3-3	1970	Phil Ball	9-2	2012	Nick Bobeck	2-8
1927	C.W. Wantland	3-1-4	1971	Phil Ball	7-2-1	2013	Nick Bobeck	2-8
1928	C.W. Wantland	5-3-1	1972	Phil Ball	9-2*@	2014	Nick Bobeck	8-4
1929	C.W. Wantland	6-1-2*	1973	Phil Ball	6-4-1	2015	Nick Bobeck	7-5
1930	C.W. Wantland	6-3	1974	Phil Ball	5-5	2016	Nick Bobeck	3-8
1931	Claude Reeds	6-2-1*	1975	Phil Ball	7-4	2017	Nick Bobeck	8-4
1932	Claude Reeds	6-3-1*	1976	Phil Ball	5-6	2018	Nick Bobeck	8-4
1933	Claude Reeds	4-5-1	1977	Gary Howard	5-5-1	2019	Nick Bobeck	5-6
1934	Claude Reeds	6-2-1*	1978	Gary Howard	7-3	2020	Nick Bobeck	No Season
1935	Claude Reeds	7-2-1*	1979	Gary Howard	11-2@	2021	Nick Bobeck	4-7
1936	Claude Reeds	8-1*	1980	Gary Howard	5-4	Totals		644-426-47
1937	Claude Reeds	6-2-2*	1981	Gary Howard	7-2^			
1938	Claude Reeds	6-3*	1982	Gary Howard	10-2#			
1939	Claude Reeds	5-3*	1983	Gary Howard	8-1-1@			
1940	Claude Reeds	2-5-2	1984	Gary Howard	7-3			
1941	Dale Hamilton	6-2*	1985	Gary Howard	7-2-1@			
1942	Dale Hamilton	7-0*	1986	Gary Howard	3-5-1			
1943-45	No Team (World War II)		1987	Gary Howard	2-8			
1946	Dale Hamilton	4-4-1	1988	Gary Howard	4-5			

*-Oklahoma Collegiate Conference champion
 @-NAIA playoff qualifier
 #-NAIA national champion
 ^-Includes forfeit win
 \$-NCAA Division II playoff qualifier
 &-Lone Star Conference champion
 !-Lone Star North Division champion

Coaches By Wins

Rank	Coach	Years	Wins
1.	Gary Howard	1977-02	162
2.	C.W. Wantland	1912-19, '21-30	100
3.	Phil Ball	1964-76	82
4.	Dale Hamilton	1941-49, '52-57	73
5.	Claude Reeds	1931-40	56
6.	Nick Bobeck	2012-present	47
7.	Al Blevins	1958-63	43
8.	Chuck Langston	2003-07	29
9.	Fenis Bentley	1905-11	22
10.	Tracy Holland	2008-11	15
11.	Gene Smith	1950-51	9
12.	Ralph Myers	1920	4
13.	Boyd Hill	1904	2

Coaches By Percentage

Rank	Coach	Years	Record	Pct.
1.	Al Blevins	1958-63	43-14-1	.750
2.	Dale Hamilton	1941-49, '52-57	73-25-3	.738
3.	C.W. Wantland	1912-19, '21-30	100-47-16	.663
4.	Claude E. Reeds	1931-40	56-28-9	.651
5.	Phil Ball	1964-76	82-46-6	.634
6.	Gary Howard	1977-02	162-105-6	.604
7.	Ralph Myers	1920	4-3-1	.563
8.	Chuck Langston	2003-07	29-24-0	.527
9.	Gene Smith	1950-51	9-9	.500
10.	Nick Bobeck	2012-present	47-54	.465
10.	Boyd Hill	1904	2-3	.400
12.	Fenis Bentley	1905-11	22-38-5	.377
13.	Tracy Holland	2008-11	15-29	.341

All-Time Series Records

School	W-L-T	Pct.	School	W-L-T	Pct.
Abilene Christian	11-8-1	.575	Murray Junior College	1-0-0	1.000
Angelo State	7-18-1	.288	Nebraska-Kearney	6-4-0	.600
Arkansas	0-4-0	.000	Nebraska-Omaha	0-1-0	.000
Arkansas Tech	2-10-0	.167	New Mexico Highlands	1-1-0	.500
Austin College (Texas)	1-2-0	.333	North Alabama	0-1-0	.000
Bacone	2-0-0	1.000	North Texas	0-1-0	.000
Baylor	1-0-0	1.000	Northeastern A&M Juco	2-0-0	1.000
Benedictine College (Kan.)	2-2-0	.500	Northeastern State	51-27-2	.650
Black Hills State	1-0-0	1.000	Northern Colorado	0-2-0	.000
California-Davis	0-2-0	.000	Northern Oklahoma Junior College	4-3-1	.563
Cal Poly	0-1-0	.000	Northwest Louisiana	1-6-0	.143
Cal State-Northridge	1-3-0	.250	Northwest Missouri	3-10-0	.231
Cameron	13-6-3	.659	Northwestern Oklahoma	56-11-2	.826
Capitol Hill Junior College	1-0-0	1.000	Oklahoma	1-17-1	.079
Carson-Newman	1-0-0	1.000	Oklahoma Baptist	15-3-3	.786
Carver College	1-0-0	1.000	Oklahoma Engineers	0-1-0	.000
Catholic College	1-0-0	1.000	Oklahoma City High School	1-2-0	.333
Centenary (La.)	1-4-0	.200	Oklahoma City	18-10-4	.625
Central Arkansas	3-0-0	1.000	Oklahoma Junior Varsity	2-0-0	1.000
Central Missouri	2-7-0	.222	Oklahoma Military Instit.	0-1-0	.000
Chadron State	2-0-0	1.000	Oklahoma Panhandle	18-3-1	.841
Chilocco Indian Jr. College	1-2-0	.333	Oklahoma State	5-16-1	.250
Clarendon College (Texas)	1-0-0	1.000	Ouachita Baptist	3-1-0	.750
College of Emporia (Kan.)	1-0-0	1.000	College of the Ozarks (Ark.)	2-0-0	1.000
Colorado Mesa	8-2-0	.800	Phillips	10-6-3	.605
Colorado State-Pueblo	2-0-0	1.000	Pittsburg State	4-13-1	.250
Connors Junior College	2-0-0	1.000	Presbyterian (S.C.)	1-0-0	1.000
East Central	61-17-4	.768	Saginaw Valley State	0-1-0	.000
Eastern New Mexico	26-15-2	.628	Sam Houston State	0-1-0	.000
Eastern Washington	1-0-0	1.000	Sioux Falls	0-1-0	.000
Emporia State	11-10-1	.522	Southeastern Oklahoma	48-23-2	.671
Evangel College (Mo.)	2-0-0	1.000	Southern Arkansas	1-1-0	.500
Fort Hays State	8-6-0	.571	Southern Utah	3-1-0	.750
Harding	3-0-0	1.000	Southwest Baptist	3-2-0	.600
Henderson State	3-4-0	.429	Southwest Missouri	7-1-0	.875
Hendrix College (Ark.)	0-0-1	.500	Southwestern Kansas	5-3-1	.611
Howard Payne	6-0-0	1.000	Stephen F. Austin	0-1-0	.000
Incarnate Word	0-1-0	.000	Southwestern Oklahoma	59-27-3	.680
Iowa State	1-0-0	1.000	Tarleton State	7-4-0	.636
Jefferson University (Texas)	0-1-0	.000	Texas A&M-Commerce	11-16-0	.407
Kingfisher College	8-12-2	.409	Texas A&M-Kingsville	4-20-0	.167
Lamar	0-1-0	.000	Texas Lutheran	3-3-0	.500
Langston	32-5-1	.855	Texas Naval Station	0-1-0	.000
Lenior-Rhyne (N.C.)	1-0-0	1.000	Trinity College (Texas)	1-0-0	1.000
Lincoln	4-0-0	1.000	Tulsa	3-8-0	.273
Lindenwood	4-2-0	.667	Washburn	6-4-0	.600
Logan County High School	2-1-0	.667	West Texas A&M	11-8-1	.575
Louisiana Tech	0-1-0	.000	Western New Mexico	1-0-0	1.000
Memphis Naval Station	2-0-0	1.000	Western State	6-0-0	1.000
Midwestern State	3-4-1	.438	Western Washington	1-1-0	.500
Missouri Southern	6-3-0	.667	Will Rogers Air Force Base	2-0-0	1.000
Missouri Western	4-7-0	.363			
Morningside	1-1-0	.500			

Bold-Indicates 2022 opponent

Wins and Losses

Largest Victories

Margin	Year	Team	Score
183	1916	Oklahoma City	183-0
157	1919	Oklahoma Baptist	157-0
118	1922	Carver College	118-0
103	1921	East Central	103-0
83	1915	Oklahoma City	83-0
83	1915	Northeastern State	83-0
76	1915	Southwestern Oklahoma	76-0
75	1912	Phillips	75-0
75	1928	Oklahoma Panhandle	75-0
70	1918	East Central	70-0
68	2019	Northeastern State	82-14
67	1919	Catholic College	67-0
67	1924	Oklahoma City	69-2
62	2018	Northeastern State	62-0
62	1920	East Central	69-7
62	1922	Oklahoma City	62-0
61	1913	Phillips	61-0
60	1917	Southwestern Oklahoma	66-6
60	1920	Kingfisher College	60-0
59	1918	Southwestern Oklahoma	59-0
58	1923	Oklahoma City	58-0
56	1912	Southeastern Oklahoma	56-0
56	1917	Southeastern Oklahoma	56-0

Largest Defeats

Margin	Year	Team	Score
99	1917	Oklahoma	99-0
83	1913	Oklahoma	83-0
81	1912	Oklahoma	81-0
81	1910	Oklahoma	81-0
80	1909	Oklahoma City	80-0
67	1914	Oklahoma	67-0
63	2012	Northwest Missouri	70-7
63	1910	Kingfisher College	63-0
62	2013	Northwest Missouri	72-10
60	1919	Tulsa	66-6
58	1905	Oklahoma	58-0
57	1910	Kingfisher College	57-0
57	1976	Angelo State	57-0
56	1941	Arkansas	56-0
54	1919	Phillips	54-0
54	1919	Oklahoma State	54-0
54	1972	Texas A&M-Commerce	54-0
53	1909	Phillips	58-5
52	1909	Oklahoma	55-3
52	1910	Oklahoma State	52-0
52	1910	Oklahoma	52-0

Longest Winning Streaks

Games	Year(s)	Started Against	Ended By
23*	1997-99	Southeastern Oklahoma, 23-18	Southeastern Oklahoma, 20-14
15	1982-83	East Central, 21-19	Eastern New Mexico, 29-28
14	1914-15	Oklahoma City, 16-0	Oklahoma, 27-0
13	1941-42	Southeastern Oklahoma, 25-0	Arkansas Tech, 7-0
11	1962	Eastern New Mexico, 25-6	Langston, 40-27
10	1960-61	Emporia State, 28-7	Oklahoma Panhandle, 27-26
9	Twice		

*-Includes forfeit win (14 straight wins without forfeit)

Longest Losing Streaks

Games	Year(s)	Started By	Ended Against
14	1909-11	Kingfisher College, 15-0	Kingfisher College, 11-0
10	2010-11	Eastern New Mexico, 49-31	East Central, 41-21
9	2012-13	Southwest Baptist, 26-14	Lincoln, 49-42
9	1989	Colorado Mesa, 18-17	Southeastern Oklahoma, 14-7
7	2001	Arkansas Tech, 32-26	Bacone, 45-7
7	1976-77	Northeastern State, 14-6	Langston, 15-14
6	1987-88	Texas A&M-Commerce, 43-22	Angelo State, 19-11

Milestone Games

No.	Team	Year	Result
1	Oklahoma State	1902	Lost, 40-0
100	East Central	1915	Won, 29-14
200	Oklahoma City	1926	Tied, 0-0
300	Arkansas	1937	Lost, 25-0
400	Southwestern Oklahoma	1951	Lost, 32-26
500	Southeastern Oklahoma	1962	Won, 33-7
600	Southeastern Oklahoma	1972	Won, 28-0
700	Southwestern Oklahoma	1982	Lost, 12-7
800	Northwest Missouri	1992	Won, 27-9
900	Texas A&M-Commerce	2001	Lost, 24-7
1,000	Eastern New Mexico	2010	Lost, 49-31
1,100	Fort Hays State	2019	Lost, 35-7

Milestone Wins

No.	Team	Year	Score
1	Oklahoma City	1904	7-0
100	Oklahoma City	1924	69-2
200	Northeastern State	1946	10-6
300	Northwest Missouri	1962	42-0
400	East Central	1978	33-10
500	Tarleton State	1995	47-0
600	Lincoln	2013	49-42

The Last Time ...

The Last Time UCO ...

A PLAYER RUSHED FOR 150 YARDS

Nov. 2, 2019 – Chandler Garrett vs. Missouri Southern (30-272)

A PLAYER RUSHED FOR 200 YARDS

Nov. 2, 2019 – Chandler Garrett vs. Missouri Southern (30-272)

TWO PLAYERS HAD 100 YARDS RUSHING

Nov. 9, 2019 – Brandon George (13-119); Taj Griffin (10-114) vs. Northeastern State.

A PLAYER PASSED FOR 250 YARDS

Nov. 6, 2021 – Keats Calhoun vs. Nebraska Kearney (25-45-301).

A PLAYER HAD 100 YARDS RECEIVING

Nov. 6, 2021 – Josh Moore vs. Nebraska Kearney (10-151).

A PUNT WAS RETURNED FOR A TOUCHDOWN

Nov. 2, 2013 – Marquez Clark vs. Lincoln (55 yds).

A KICKOFF WAS RETURNED FOR A TOUCHDOWN

Oct. 27, 2012 – Joshua Birmingham vs. Lincoln (83 yds).

AN INT. WAS RETURNED FOR A TOUCHDOWN

Oct. 7, 2021 – Dylan Buchheit vs. Northeastern State (37 yards).

A FUMBLE WAS RETURNED FOR A TOUCHDOWN

Nov. 9, 2019 – Drequan Brown vs. Northeastern State (2 yards).

A PLAYER SCORED THREE TOUCHDOWNS

Nov. 13, 2021 – Stephon Brown (three rushing) at Central Missouri.

A SAFETY WAS SCORED

Nov. 9, 2019 – vs. Northeastern State (Isaiah Feaster sack in end zone).

A TWO-POINT CONVERSION WAS SCORED

Nov. 13, 2021 – Keats Calhoun (rush) at Central Missouri.

A PLAYER HAD 20 TACKLES

Oct. 11, 2014 – Chass Glaspie vs. Missouri Southern (23).

A PLAYER INTERCEPTED TWO PASSES

Sept. 13, 2014 – Cody Jones vs. Missouri Western (2).

A PUNT WAS BLOCKED

Oct. 23, 2021 – Sherrod Davis vs. Washburn.

AN EXTRA POINT WAS BLOCKED

Oct. 2, 2021 – Joseph Roque vs. Lincoln (team blocked two in game).

A FIELD GOAL WAS BLOCKED

Nov. 2, 2019 – Joseph Roque vs. Missouri Southern.

A TEAM HAD 450 YARDS TOTAL OFFENSE

Oct. 2, 2021 – vs. Lincoln (590).

A TEAM HAD 500 YARDS TOTAL OFFENSE

Oct. 2, 2021 – vs. Lincoln (590).

A TEAM SCORED 40 POINTS

Oct. 7, 2021 – vs. Northeastern State (won, 49-9).

A TURNOVER-FREE GAME WAS PLAYED

Nov. 6, 2021 – vs. Nebraska Kearney.

A TEAM SCORED A SHUTOUT

Sept. 21, 2019 – vs. Lincoln (63-0).

A DEFENSIVE PAT WAS SCORED

Sept. 10, 2011 – Terry Battle (returned blocked PAT).

OVERTIME WAS PLAYED

Oct. 11, 2014 – Missouri Southern (three OTs, UCO won 43-41).

The Last Time An Opponent ...

A PLAYER RUSHED FOR 150 YARDS

Nov. 6, 2021 – T.J. Davis, Nebraska Kearney (30-179).

A PLAYER RUSHED FOR 200 YARDS

Oct. 18, 2014 – LaVance Taylor, Central Missouri (21-228).

TWO PLAYERS HAD 100 YARDS RUSHING

Oct. 17, 2015 – Garrett Fugate (21-178) and Markel Smith (19-143), Central Missouri.

A PLAYER PASSED FOR 250 YARDS

Nov. 13, 2021 – Logan Twehous, Central Missouri (28-44, 373).

A PLAYER HAD 100 YARDS RECEIVING

Nov. 13, 2021 – Cameron Saunders, Central Missouri (7-122).

A PUNT WAS RETURNED FOR A TOUCHDOWN

Oct. 12, 2019 – Devante Turner, Central Missouri (87 yards).

A KICKOFF WAS RETURNED FOR A TOUCHDOWN

Oct. 23, 2021 – James Letcher Jr., Washburn (90 yards).

AN INT. WAS RETURNED FOR A TOUCHDOWN

Sept. 18, 2021 – Dylan Bolden, Missouri Southern (27 yards).

A FUMBLE WAS RETURNED FOR A TOUCHDOWN

Oct. 23, 2021 – Braden Rose, Washburn (75 yards).

A PLAYER SCORED THREE TOUCHDOWNS

Oct. 6, 2018 – Devante Turner, Central Mo. (three rushing).

A SAFETY WAS SCORED

Nov. 6, 2021 – Nebraska Kearney (Intentional grounding/sack in end zone).

A TWO-POINT CONVERSION WAS SCORED

Oct. 2, 2021 – Lincoln (pass).

A PLAYER HAD 20 TACKLES

Nov. 8, 2014 – Connor Harris, Lindenwood (20).

A PLAYER INTERCEPTED TWO PASSES

Sept. 18, 2021 – Dylan Holden, Missouri Southern.

A PUNT WAS BLOCKED

Oct. 23, 2021 – Washburn.

AN EXTRA POINT WAS BLOCKED

Sept. 23, 2017 – Missouri Western.

A FIELD GOAL WAS BLOCKED

Sept. 25, 2021 – Northwest Missouri.

A TEAM HAD 450 YARDS TOTAL OFFENSE

Nov. 13, 2021 – Central Missouri (484).

A TEAM HAD 500 YARDS TOTAL OFFENSE

Nov. 6, 2021 – Nebraska Kearney (514).

A TEAM SCORED 40 POINTS

Oct. 19, 2019 – Missouri Western (50).

A TURNOVER-FREE GAME WAS PLAYED

Sept. 25, 2021 – at Northwest Missouri.

A TEAM SCORED A SHUTOUT

Sept. 25, 2021 – at Northwest Missouri (38-0).

A DEFENSIVE PAT WAS SCORED

Sept. 1, 2016 – Ben Jackson, Lindenwood (returned blocked PAT).

The UCO Athletics Hall of Fame

The University of Central Oklahoma Athletic Hall of Fame was established in 1990 to honor and recognize the many outstanding student-athletes, coaches, administrators, and other supporters who have played a key role in the success of UCO athletics over the past 100-plus years.

UCO’s 1962 NAIA football national championship team was the first team inducted into the Hall of Fame in 2015, and in 2017, the 1982 national champs joined them. There are 161 individual members of the Hall of Fame, with 48 of those having played or coached football.

In 2021, former Broncho All-American Dustin McNeal, who played offensive line at Central from 1994-98, joined the UCO Athletics Hall of Fame.

Here are the other members of the UCO Athletic Hall of Fame with football ties.

Name	Years at UCO	Inducted	Name	Years at UCO	Inducted
Dale Alexander (Player)	1972-75	2004	Johnnie Jones (Player)	1996-99	2012
Joe Aska (Player)	1993-94	2003	Terry Jones (Player/Coach)	1978-79/82-89	2010
Phil Ball (Head Coach)	1964-76	2002	Mike Little (Player)	1962	2007
W.C. Harp Barnard (Player)	1934-37	1993	J.W. Lockett (Player)	1957-59	2005
R.L. Briggs (Player)	1961-64	2001	Gary Lower (Player)	1956-57	2010
Scott Burger (Player)	1979-80	2007	Johnny Luter (Player)	1994-98	2011
Don Burget (Player)	1951-54	1998	Dustin McNeal (Player)	1994-98	2021
Dee Dee Carter (Player)	2000-03	2020	Don Metheny (Player)	1949	2006
Clifford Chatmon (Player)	1978-80	2008	Charles Murdock (Player/Coach)	1954-55/62-67	1997
Tony Cruse (Player)	1972-73	2001	Ed Nowlin (Player)	1961-62	2013
Claude Davis (Player)	1998-2000	2016	Randy Page (Player)	1981-83	2000
Otis Delaporte (Player)	1937-39	1995	Keni Ray (Player)	1967-70	1999
Ed Desherow (Player)	1982-84	2014	Elton Rhoades (Player)	1990-94	2009
Ross Dodson (Player)	1976-79	2016	Mike Rollins (Player)	1960-62	1996
Reggie Donner (Player)	1997-99	2020	Steve Shepherd (Player/Coach)	1936-38/50-62	1993
John Fitzgerald (Player)	1997-2000	2010	Bill Sirkel (Player)	1950-53	2002
Dale Hamilton (Player/Coach)	1928-32/41-57	1991	Van Smith (Player)	1959	1996
Willie Henderson (Player)	1980-83	2018	C.B. Speegle (Player)	1938-40	1992
James Hooks (Player)	1969-72	1997	Steve Tate (Player)	1977-80	1994
Gary Howard (Coach)	1968-76/77-2002	2005	Keith Traylor (Player)	1989-90	2006
Mickey Hoy (Player)	1962-64	2010	Joe Webb (Player)	1954-57	1998
Clinton Jacobson (Player)	1933-36	1994	Bobby Williams (Player)	1962-65	1995
Don Jimerson (Player)	1955-56	2012	John Williamson (Player)	1917, 22-24	1990
Billy Jones (Player)	1961-64	1990	Daric Zeno (Player)	1980-83	2008

Mid-America Intercollegiate Athletics Association

Central Oklahoma enters its 10th year as a member of the Mid-America Intercollegiate Athletics Association.

The MIAA, a 14-member conference of NCAA Division II institutions in Kansas, Missouri, Nebraska and Oklahoma, was first organized in 1912 as the Missouri Intercollegiate Athletic Association.

Over the past 100 years, the MIAA has gained the reputation of being one of the top NCAA Division II conferences in the nation. MIAA schools have won 35 NCAA team championships and over 300 individual national championships over the past four decades.

The MIAA currently conducts championships in nine sports for both men and women.

For the men, champions are crowned in football, cross country, basketball, indoor and outdoor track & field, baseball, tennis, golf, and wrestling. The MIAA crowns champions in bowling, basketball, cross country, golf, soccer, softball, tennis, and indoor and outdoor track & field.

The MIAA turned a new page on July 1, 1992, when the NCAA Division II conference changed its name from the Missouri Intercollegiate Athletic Association to the Mid-America Intercollegiate Athletics Association.

The decision to make the change originated in 1989, when Pittsburg State and Washburn became the first schools outside the state of Missouri to gain membership in the MIAA.

The conference was first organized in 1912 with 14 member institutions. Of those original members, Central Missouri and Northwest Missouri still remain a part of the MIAA.

The first change in membership came in 1924, when the MIAA reorganized to include only the five regional Missouri state colleges: Central Missouri, Truman (at the time known as Northeast Missouri State), Northwest Missouri, Southeast Missouri State and Southwest Missouri State (now Missouri State).

Over the next 56 years, three schools joined the membership: Missouri School of Mines (later Missouri-Rolla) in 1935, Lincoln in 1970 and the Missouri-St. Louis in 1980.

Ken Jones became the first full-time commissioner of the MIAA in 1981 and would be in the position for 16 years, retiring in 1997. Ralph McFillen succeeded Jones, serving 10 years before his retirement in 2007.

Jim Johnson succeeded McFillen in July of that year and



served as commissioner until September of 2010, when Dr. Bob Boerigter took over. Mike Racy is the current commissioner and began in January of 2017 following Boerigter's retirement.

Southwest Baptist brought membership back to eight schools in 1986, before the major expansion of the conference in 1989. Pittsburg State, Washburn, Missouri Southern and Missouri Western began competition in the 1989-90 season.

Southeast Missouri State left the MIAA following the 1990-91 season and was replaced by Emporia State in the 1991-92 season.

Missouri-St. Louis departed the MIAA in 1996, Missouri-Rolla left in 2005 and Lincoln forfeited its membership in 1999. Fort Hays State joined the MIAA in 2006, Nebraska-Omaha entered the league in 2008 and Lincoln re-joined the conference in 2010.

UCO, Lindenwood, Nebraska-Kearney and Northeastern State all become league members with the start of the 2012-13 academic year.

Nebraska-Omaha left the league in 2011 and Truman State did the same in 2013.

Southwest Baptist, which had not competed in football in the MIAA since 2014, and Lindenwood, departed the MIAA altogether in 2019. Lincoln, who like SBU had been competing as associate members without football, returned to fill the void left by Lindenwood to keep the MIAA with 12 football playing schools.

Newman (Kan.) and Rogers State (Okla.) also joined the league in 2019 to give the MIAA 14 total schools. Newman had been an associate member in wrestling.

MIAA Facts

Address: 114 West 11th Street (Suite 105), Kansas City, Mo. 64105

Phone: (816) 421-MIAA (6422)

Media Relations Fax: (816) 421-6429

Website: www.themiaa.com

Commissioner: Mike Racy

Senior Associate Commissioner: Amber Feldman

Assistant Commissioner – External Affairs: Marshall Fey

Coordinator for Digital and Strategic Communications: Brenna Winn



Central Oklahoma Football

September 1	Thursday	Missouri Western*	St. Joseph, Mo.	7 p.m.
September 8	Thursday	Emporia State*	EDMOND	7 p.m.
September 17	Saturday	Missouri Southern*	Joplin, Mo.	5 p.m.
September 24	Saturday	Northwest Missouri*	EDMOND	2 p.m.
October 1	Saturday	Lincoln*	Jefferson City, Mo.	2 p.m.
October 6	Thursday	Northeastern State*	EDMOND	7 p.m.
October 15	Saturday	Fort Hays State*	EDMOND	2 p.m.
October 22	Saturday	Washburn*	Topeka, Kan.	1 p.m.
October 29	Saturday	Pittsburg State*	EDMOND	2 p.m.
November 5	Saturday	Nebraska Kearney*	Kearney, Neb.	12 p.m.
November 12	Saturday	Central Missouri*	EDMOND	2 p.m.

Bold – Home Game at Chad Richison Stadium; * – MIAA Game