



Bridgewater College
Sports Information
Box 107
Bridgewater, VA 22812
540-828-5615
www.BridgewaterEagles.com

2009 Bridgewater Football Notes

#1

September 5, 2009 1:00 p.m.

Jopson Field



Game 1: Bridgewater (0-0) vs. Averett (0-0)



2009 BC Football Schedule

SEPTEMBER

5	Averett	1:00 PM
12	@ Shenandoah	7:00 PM
19	@ Ferrum	1:00 PM
26	Lycoming	1:00 PM

OCTOBER

3	@ Hampden-Sydney *	1:00 PM
17	Guilford *	1:00 PM
	<i>Homecoming</i>	
24	@ Emory & Henry *	1:00 PM
31	@ Wash. & Lee *	1:00 PM

NOVEMBER

7	Randolph-Macon *	1:00 PM
	<i>Parent's Weekend</i>	
14	Catholic *	1:00 PM

*bold denotes home contest,
* - denotes ODAC contest*

Date: Saturday, September 5, 2009

Time: 1:00 p.m. ET

Site: Jopson Field

Radio : ESPN 1360AM - WHBG.

Bill Phipps Pre-Game Starting at 12:30 p.m.

Internet Streaming: Starting @ 12:30 p.m. with Bill Phipps Pre-Game (BridgewaterEaglesTV.PennAtlantic.com)

Websites: BC (www.BridgewaterEagles.com) Averett (www.AverettCougars.com)

Live Stats: <http://www.bridgewater.edu/Sports/features/stats/fb/xsummary.htm>

Series Info : Today will be the second meeting in the series with BC owning the series at 1-0. Bridgewater was victorious a season ago in the lone game between the teams. BC took down the Cougars in the Cougar Den in Bridgewater's home opener by a 34-13 tally. (See the box and releases on page 9)

Eagles Open Season Looking For Seventh ODAC Title

Maturity and improvement. It comes down to two words in the eyes of Bridgewater head football coach Michael Clark as he hopes to see a major turnaround in his team's success following the squad's 4-6 campaign a year ago.

"Last year we weren't mentally or physically mature as a team, we have to become a mature squad this year if we want to get back to where we were in years past," said Clark.

One key component to maturity comes in simply aging. Bridgewater returns 19 of the team's 22 starters from a season ago and also brings back both kicking specialists.

Last season, Bridgewater's squad was young as they headed to the 2008 season opener with Averett. This year sees the Eagles returning more than 80 players, but throughout the preseason Clark has been quick to caution onlookers that just by being a year older, it doesn't automatically make a player a year better.

"I don't make predictions, but we'll be a solid favorite until September 5 when we kick off against Averett. We have a big high end this year and a low end as well. I miss playing for championships. Those are fun times and I want to share those times with the members of the football family at Bridgewater once again," commented Clark on the prospects of the season.

Bridgewater opens up on Saturday, September 5 when Averett visits Jopson Field. Kickoff with the Cougars is slated for 1:00 p.m.

Bridgewater College Media Relations

Sports Information Director..... Steve Cox
email:..... scox@bridgewater.edu
Assistant SID/Football Contact..... Tim Leister
email:..... tleister@bridgewater.edu
Phone..... (540) 828-5615
Fax..... (540) 828-5611
BC Hotline (540) 828-5469
Website..... www.bridgewater eagles.com
SID Mailing Address..... Box 107
..... Bridgewater College
..... 402 E. College St.
..... Bridgewater, VA 22812

2009 Averett Football Schedule

SEPTEMBER

5	@ Bridgewater	1 p.m.
19	@ Guilford	7 p.m.
26	Washington and Lee *	1 p.m.

OCTOBER

3	@ Greensboro	7 p.m.
10	Christopher Newport	1 p.m.
17	@ Maryville	1 p.m.
24	Methodist	1 p.m.
31	Shenandoah	1 p.m.

NOVEMBER

7	@ Ferrum	1 p.m.
14	N.C. Wesleyan #	1 p.m.

*bold denotes home contest
- denotes Senior Day
* - denotes Homecoming*

Coach Clark Blog

The world is slowly changing towards a digital age. People are releasing information to blogs before they ever think about putting information in traditional news sources.

BC Head Football Coach Michael Clark has been blogging and will continue to blog this season, with his new blog receiving a face-lift during the 2008-09 offseason.

Clark blogs frequently with updates to the fans about the BC Eagles football team.

All of Clark's previous blog postings have been archived on the new website as well.

Clark's blog can be found at <http://coachmichaelclark.blogspot.com> or off the football page at BridgewaterEagles.com.

Times...They Are 'A Changin'

After teaming up with PrestoSports over the summer, the Bridgewater Eagles athletic department has unveiled a new website, BridgewaterEagles.com

The new website, provides fans with new opportunities to get inside their favorite Eagles sports like never before.

"The new website is easy to navigate and is an extremely good information source and recruiting tool for the department and university as a whole. I think the fans, family, faculty and staff will be really pleased with the new site," said Director of Athletics Curt Kendall.

Bridgewater fans will now have access to coach and player blogs for nearly every sport. On top of the blogs, the Bridgewater Sports Information Department has launched a Twitter page (Twitter.com/BCAthletics) to provide up-to-the-minute access for new releases and gameday scores.

Fans will also see video content on the new site with coaches shows and video features for each sports team.

Also included in the new feature content will be a front page calendar with the schedule broken down by day and an In the News section where fans will be able to view content from outside news venues that cover the Eagles.

Bridgewater's current site, Bridgewater.edu/Athletics, will remain active for a brief period of time until the transition has been completely made.

New Features of BridgewaterEagles.com

- RSS Feeds
- iCalendar Schedules
- Blogs
- Twitter
- Video Content Window
- In the News Section
- Schedule Calendar
- Statistical and News Archive
- Athlete Bios
- Share Feature for linking content to Facebook, Myspace, Twitter and easy emailing of content)
- Newsletters

Healey Selected to NCAA Experts Panel

In June, the NCAA invited 19 coaches to its 2009 NCAA Expert Coaches Football Academy, in an effort to assist coaches with career advancement, networking and exposure opportunities due to the current low number of minority head football coaches at NCAA colleges and universities. Defensive Line Coach Stephon Healey was among the attendees.

The Academy was held June 18-20 in Orlando, Florida, in conjunction with the National Association of Collegiate Directors of Athletics (NACDA) convention.

Of the 19 coaches selected, only two were from Division III programs.

Emory & Henry Game - D3Football Game to Watch

From D3Football.com - Few conferences are as wide open or require as much guesswork in 2009 as the ODAC, but with the Eagles and Wasps signaling the return of some key performers from 2008, this game could very well separate the Nos. 1 and 2 teams (though Hampden-Sydney should not be discounted as a top contender as well in the ODAC). The youth from last year's Bridgewater team is a year older, a year wiser and a year better. The Wasps will get to benefit from many returners on offense as well as preseason All-American linebacker Evin O'Sullivan on defense.

Approaching the Century Mark

One-hundred. There are 100 pennies in a dollar. The largest bill of currency for general use is the 100 dollar bill. But, 100 wins, that's a milestone. Currently at 95 career wins, head football coach Michael Clark will look to reach that milestone and become Bridgewater's first head coach to hit the 100-win plateau.

In conjunction with Clark reaching the 100-win mark, Clark will be hoping to get the fans, friends and former players involved in his 100th win, by launching the Sharing 100 campaign.

Sharing 100 gives the fans the opportunity to join Clark and the rest of the Bridgewater family as the football program celebrates this historic accomplishment.

"The Sharing 100 campaign isn't an 'I' thing, it's a 'we' thing. There are many more pieces to the puzzle in reaching 100 career wins than just me as a head coach, and I want to be able to share this with the former players, fans and friends of the BC program," said Clark on the campaign.

With the accomplishment being an extremely important milestone for Clark and the Bridgewater family, there are three gift tiers in which donors can show their support. Starting at the \$100 level, all contributors will receive a free commemorative hat honoring Clark's 100th victory.

Following the \$100 dollar level, there are two more tiers of \$500 and \$1,000. Fans, friends and former players also have the opportunity to give a gift of any amount outside of the three tiers.

Clark has set a campaign goal of 100 contributions of 100 dollars for a grand total of \$10,000, with the BC mentor kicking off the campaign with his own \$1,000 gift.

Aside from the "I Shared in 100" hat, fans will also be provided the opportunity to ring the Victory Bell in Memorial Hall as Clark and company ring the bell once for each of his 100 victory following the squad's respective victory.

All contributions are income-tax deductible as a charitable contribution and will go to help further the education and development of current and future Bridgewater students and student-athletes.

BC Opponents in D3Football.com Poll

This season, Bridgewater will play three teams in the D3Football.com Preseason Poll. All three teams are among the squad receiving votes.

The Sept. 26 clash with Lycoming will be BC's first team against a Preseason Top 25 opponent when the Warriors visit Jopson Field.

Two big October road games with Hampden-Sydney 1 and Emory and Henry 1, could prove to be pivotal for the Eagles as they hope for a run to the ODAC title.

Lycoming received three votes, while H-S and E&H received a vote a piece.

Some Things May Not Be What They Seem

While the Bridgewater Eagles football squad finished last season with a 4-6 mark, the Eagles played quality competition. According to D3Football.com, Bridgewater had the 54th toughest schedule amongst all D3 Football schools.

BC's opponents boasted a .545 winning percentage, while their opponent's-opponents tallied a .500 winning percentage.

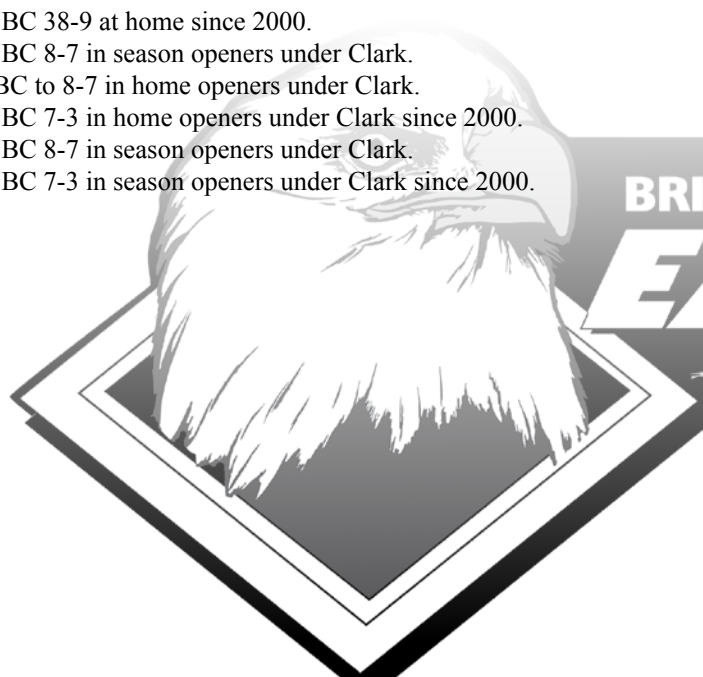
Last year's schedule was the toughest among ODAC schools.

A Win This Week Would

- Be BC's second straight victory dating back to last season.
- Make Bridgewater 2-0 against Averett all-time.
- Give BC their fourth straight win in a season opener
- Give the Eagles their second straight victory in a home opener
- Push Clark to 46-30 at home.
- Make BC 39-8 at home since 2000.
- Make BC 9-6 in season openers under Clark.
- Push BC to 9-6 in home openers under Clark.
- Make BC 8-2 in home openers under Clark since 2000.
- Make BC 9-6 in season openers under Clark.
- Make BC 8-2 in season openers under Clark since 2000.

A Loss This Week Would

- Make Bridgewater 1-1 against Averett all-time.
- Give BC their first loss in a season opener in five years
- Drop Clark to 45-31 at home.
- Make BC 38-9 at home since 2000.
- Make BC 8-7 in season openers under Clark.
- Push BC to 8-7 in home openers under Clark.
- Make BC 7-3 in home openers under Clark since 2000.
- Make BC 8-7 in season openers under Clark.
- Make BC 7-3 in season openers under Clark since 2000.



D3Football.com Poll

#	School	Rec.	Pts	Prev.
1	Mount Union (23)	15-0	623	1
2	UW-Whitewater (2)	13-2	602	2
3	Mary Hardin-Baylor	12-2	560	3
4	North Central (Ill.)	11-1	497	9
5	Hardin-Simmons	9-2	459	7
6	Wheaton (Ill.)	11-3	456	5
7	UW-Stevens Point	9-2	426	14
8	Willamette	11-1	406	4
9	Wesley	9-2	355	13
10	Ithaca	9-2	268	23
11	Cortland State	11-2	260	6
12	Monmouth	11-1	255	16
13	St. John's	8-3	245	--
14	Wash. and Jeff.	11-2	219	11
15	Hobart	9-2	199	17
16	Case Western Res.	10-1	197	21
17	Wartburg	10-3	196	10
18	Wabash	10-2	194	18
19	Franklin	11-2	182	8
20	Chris. Newport	8-2	168	--
21	Montclair State	8-3	158	--
22	St. Thomas	7-3	124	--
23	Occidental	9-1	122	15
24	Otterbein	9-2	121	19
25	DePauw	8-2	98	--

Others receiving votes: Millsaps 89, Trine 86, Salisbury 76, Trinity (Texas) 60, Curry 60, Capital 56, St. John Fisher 48, Delaware Valley 43, Central 42, Redlands 35, Linfield 29, UW-Eau Claire 28, Muhlenberg 22, Rowan 19, John Carroll 7, Thomas More 6, UW-La Crosse 5, Wittenberg 4, Dickinson 4, LaGrange 3, Lycoming 3, Whitworth 2, Elmhurst 2, Buena Vista 2, Hampden-Sydney 1, Emory and Henry 1, Aurora 1, Augsburg 1

Bridgewater Media Affiliates

- Radio - ESPN 1300 AM (Play-by-Play: Bill Phipps)
- Radio - WSVB 550
- TV - WHSV-ABC 3 (Damon Dillman and Zac Choate)
- Newspaper - Harrisonburg Daily News and Record (Matt Stoss)
- Newspaper - The Veritas (Chris Radke)
- Web - BridgewaterEagles.com
- Internet Radio - Future Media World
- Internet Video - PennAtlantic

Head Coach Michael Clark

Michael Clark begins his 15th season as head coach of the Bridgewater football program and his 30th year as a collegiate coach.

Born in Youngstown, Ohio, Clark is from a football family.

His father Joe Clark, whom he played high school football for at Cincinnati Indian Hill, is in the Ohio High School Hall of Fame in the state where he picked up 237 high school victories.

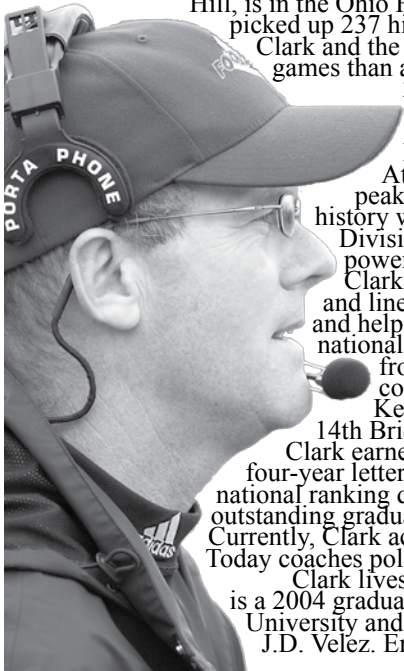
Clark and the Eagles have won a higher percentage of football games than any other college team in the state of Virginia in the 21st century at an 83-22 tally.

Under Clark's direction, BC has participated in 16 postseason games and has won two NCAA South Region Championships and five Old Dominion Athletic Conference titles. BC's postseason experience peaked in 2001 when it finished its best season in school history with a 12-1 record, losing in the "Stagg Bowl," the Division III national championship game, to perennial power Mount Union, 30-27.

Clark started his coaching career as the defensive line and linebackers coach at Murray State University in 1980 and helped Frank Beamer's Racers to 44 wins in five seasons and a stay in the Division I-AA (FCS) national poll for 25 straight weeks. After a stint as wide receivers coach at his alma mater, Cincinnati, from 1986-87, Clark rejoined Beamer at Virginia Tech in 1988 serving as the Hokies' defensive coordinator for five seasons. In 1993, Clark moved to Virginia Military Institute serving as as the Keydets' defensive coordinator in 1993 and quarterbacks coach in 1994 before being named the 14th Bridgewater head coach on January 16, 1995.

Clark earned his undergraduate degree from the University of Cincinnati in English Literature and was a four-year letter winner in football as a defensive back. He helped the Bearcats to a 9-2 record and a top 20 national ranking during the 1976 season. At graduation, he was given the school's "Mr. Bearcat Award" as the outstanding graduating male senior at the University of Cincinnati in 1980.

Currently, Clark acts as the AFCA conference-coaching representative. He is a voting member of the AFCA-USA Today coaches poll, and recently completed a term as Chairman on the NCAA College Football Rules Committee. Clark lives in Bridgewater with his wife Sharon. The couple has two daughters, Megan and Erin. Megan is a 2004 graduate of Bridgewater who received her Masters Degree in Public Health from George Washington University and works for the Food and Drug Administration. Megan resides in Alexandria, Va. with her husband J.D. Velez. Erin is a Mathematics graduate from Christopher Newport University who works for the US Army.



The Clark File

- Career Record: 95-59-1
- 45-9 Conference Record
- 16 Postseason Appearances
- 2001 NCAA Division III Runners-Up
- Five ODAC Championships
- 19 All-American Selections
- 61 All-ODAC First-Team Selections
- Four ODAC Players of the Year
- Two Academic All-Americans
- Two NCAA Postgraduate Scholarship Selections
- Two ODAC Scholar-Athletes of the Year
- Seven Virginia State Players of the Year

COACHING STAFF


Offense



Joe Soltis, Offensive Coordinator/
Running Backs



Tyler Corvin, Offensive Assistant/
Special Teams



Adam Martiny, Offensive Line/
Tight Ends



Troy Shaffer, Wide Receivers

Defense



Jack Johnson, Defensive Coordinator/
Safeties



Peter Raeford, Cornerbacks



Stephon Healey, Assistant Head Coach/
Defensive Line Coach



Ben Taylor Linebackers

2009 Bridgewater Roster

#	Player	Pos.	Cl.	Ht.	Wt.
1	Seth Little	DB	Sr.	5-9	175
3	Terrell Corley	DB	So.	5-10	180
4	Brad Jones	RB	Sr.	5-6	180
5	Aubry Dicks	DB	Sr.	6-1	190
6	Darius Burrus	DB	Jr.	5-8	185
7	TJ Montague	LB	Jr.	6-0	221
8	Darrin McKenzie	RB	Jr.	5-7	190
9	Brandon Mitchell	DB	Jr.	5-9	190
10	Tyler Beiler	WR	Jr.	6-0	185
11	Tyler Staton	WR	Fr.	6-0	170
12	Vince Reese	QB	Sr.	6-4	233
13	Julius Delbridge	SS	So.	6-0	200
14	Rudy Jackson	WR	Jr.	5-9	180
15	Jacob Hutchinson	QB	So.	6-3	201
16	Tim Newman	P	Sr.	6-0	190
17	Patrick Smoot	WR	Sr.	6-2	200
18	Hagan Driskell	QB	Jr.	6-0	215
19	Tyler Kelly	K	So.	5-8	175
20	Thomas Tate	RB	Jr.	5-8	195
21	Tony Konate	DB	Sr.	6-0	195
22	David Argaud	RB	Sr.	5-8	185
23	Gilbert Kim	DB	Fr.	6-0	185
24	Darrin Stephenson	DB	Jr.	5-7	170
25	David Cribb	LB	Jr.	6-0	205
26	Eugene Cummings	DB	Fr.	5-11	190
27	Charvis Claytor	DB	So.	5-9	170
28	Michael Booker	FB	Jr.	5-11	210
29	Ryan Richmond	FB	Jr.	6-0	228
30	Josh Root	DB	Jr.	6-2	185
31	Nathaniel Jackson	RB	So.	5-9	180
32	Jermaine Spears	DB	So.	5-6	150
33	Will Thompson	DB	So.	5-9	180
34	Mike Clements	DL	So.	5-11	230
35	Will Davis	K	So.	5-9	165
36	Will Osborne	FB	Sr.	5-8	215
37	Dylon Higley	DB	So.	6-0	190
38	Adrian Ingram	RB	Fr.	5-8	180
39	Seth Hardesty	FB	Sr.	6-0	205
40	Stephen Jackson	DB	So.	5-7	170
41	Matt Jarvis	DB	Jr.	5-11	190
42	Brandon Thomas	LB	Fr.	5-11	195
43	Cornell Wade	LB	Fr.	6-0	225
44	Jeremy Lewis	ILB	Sr.	5-9	215
45	Victor Williams	DB	So.	5-10	183
46	Ben Manis	LB	Jr.	5-7	197
47	Todd Harris	LB	So.	5-11	181
48	Scottie Littles	LB	Jr.	5-7	210
49	Kenny Nwankwo	TE	So.	6-2	215
51	Justin Bingham	DE	Jr.	6-3	235
52	Stephen Howard	DE	So.	6-2	222
53	Chris Wholey	LB	So.	5-9	185
54	Travis Gantt	DE	Sr.	6-1	230
55	Shawn Otte	OL	Fr.	6-4	230
56	Jason Jones	DE	Sr.	5-10	227
57	Drew Kirkner	OL	So.	6-0	265
58	Travis Marks	DE	So.	6-0	228
59	Michael Ward	LB	Jr.	6-0	190
60	Austin Icaza	DL	Sr.	5-10	268
61	Michael Reynolds	LS	So.	5-10	203
62	Louis Sanchez	OL	Sr.	6-0	278
63	Michael Lee	OL	Fr.	6-0	240
68	James Clark	OL	So.	6-0	275
70	JaRon Moody	OL	Fr.	6-0	250
71	Ben Jamison	OL	Jr.	6-1	265
72	Layne Sheppard	OL	Sr.	6-3	270
73	George Sheaffer	OL	So.	6-4	275
74	Charlie Gray	OL	Jr.	6-4	275
77	Michael MacFee	OL	So.	6-4	250
79	Charles Keating	OL	Fr.	6-1	235
80	Joe Cross	TE	Jr.	6-2	225
81	Joel Gast	WR	Jr.	5-8	170
82	David Rodgers	TE	Sr.	6-4	235
83	Chris Tichacek	TE	Sr.	6-0	215
85	Keenan Tillar	WR	Jr.	5-10	170
86	Leigh Bradley	WR	Jr.	6-1	201
87	Dallas Cole	TE	Sr.	6-3	235
88	Chris Curry	WR	So.	6-1	183
89	Patrick Asconi	WR	So.	6-3	175
90	Dere! Wright	DL	So.	6-1	235
91	Dominic Jeter	DE	So.	5-11	215
92	Jonathan Gessert	DE	So.	6-5	225
94	Murphy Luatua	DL	So.	5-10	230
95	Joel Francis	DE	Fr.	6-0	230
96	William Short	DL	So.	6-0	253
97	Brandon Curry	DL	Sr.	6-0	255
98	Paul McDonald	DE	So.	6-1	220

Hometown/Previous School
Dayton, Va./Turner Ashby
Winchester, Va./John Handley
Rocky Mount, N.C./Northern Nash
Pembroke Pines, Fla./Archbishop McCarthy
Virginia Beach, Va./Tallwood
Reston, Va./South Lakes
Rustburg, Va./Brookville
Virginia Beach, Va./Tallwood
Ronks, Pa./Conestoga Valley
Lexington, Va./Rockbridge County
Vienna, Va./G.C. Marshall
Virginia Beach, Va./Tallwood
Norfolk, Va./Granby
Greenville, Va./Riverheads
Gettysburg, Pa./Gettysburg
Shenandoah, Va./Stonewall Jackson
Ruther Glen, Va./Caroline
Fincastle, Va./James River
Staunton, Va./Robert E. Lee
Reston, Va./South Lakes
Charlottesville, Va./Albemarle
Frederick, Md./Frederick
Chesapeake, Va./Indian River
Luray, Va./Luray
Fredericksburg, Va./Stafford
Radford, Va./Radford High
Virginia Beach, Va./Norfolk Christian
Fredericksburg, Va./Riverbend
Stephens City, Va./Sherando
Strasburg, Va./Skyline
Richmond, Va./Meadowbrook
Waynesboro, Va./Charlottesville
Mineral, Va./Louisa County
LaBelle, Fla./Clewiston
Roanoke, Va./Cave Spring
Lynchburg, Va./Jefferson Forest
Haymarket, Va./Battlefield
Broadway, Va./Broadway
Spotsylvania, Va./Spotsylvania
Berryville, Va./Clarke County
Petersburg, Va./Dinwiddie
Cheverly, Md./Blandensburg
Winchester, Va./John Handley
Sterling, Va./Dominion
Farmville, Va./Fuqua School
Roanoke, Va./Hidden Valley
Norfolk, Va./Landstown
Weston, Fla./Cypress Bay
Urbanna, Va./Hopewell
Afton, Va./Nelson County
Fredericksburg, Va./Stafford County
New Kent, Va./New Kent
Bealeton, Va./Liberty High
Lynchburg, Va./E.C. Glass
Pulaski, Va./Pulaski County
Kents Store, Va./Fluvanna
Berryville, Va./Clarke County
Bufoed, Ga./Dacula
Alexandria, Va./T.C. Williams
Harrisonburg, Va./Harrisonburg
Ruther Glen, Va./Caroline
Chesapeake, Va./Oscar F. Smith
Leesburg, Va./Stone Bridge
Salem, Va./Glenvar
Winchester, Va./John Handley
Warrenton, Va./Liberty High
Goodview, Va./Staunton River
Manchester, Md./North Carroll
Berryville, Va./Clarke County
Lynchburg, Va./E.C. Glass
Abingdon, Md./Baltimore Lutheran
Centreville, Va./Westfield
Midlothian, Va./Manchester
Colonial Heights, Va./Thomas Dale
Manassas, Va./Osborn Park
Buena Vista, Va./Parry McCluer
Winchester, Va./Millbrook
Christiansburg, Va./Christiansburg
Midlothian, Va./Manchester
Yorktown, Va./Tabb
Fairfax, Va./Fairfax
Centerville, Va./Westfield
Woodbridge, Va./Freedom
Charlotte, N.C./Victory Christian
Virginia Beach, Va./Princess Anne
Westminster, Md./Winters Mill

Pronunciation Guide

David ARGUAD : R-Go
Patrick ASCONI – Uh-scone-e
Tyler BEILER : Buy-lur
Aaron BELUSH – Bell-oosh
KIEREN CAISON – Ky-ron Kay-Sun
CHARVIS Claytor : Shar-vis
HAYNE Darby – Hain
JAWAAD Douglas – Juh-wad
Jonathan DUGGAN – Doo-ginn
Ethan FERRICK – Fair-ick
Tony KONATE : Kuh-naw-tee
Jacob KROKO – Crow-Ko
Zac KUES – Cues
Murphy LUATUA – Lou-uh-two-uh
T.J. MONTAGUE : Monn-tug-you
Dilan NAJJAR – Nuh-jar
Salem NGANGA – Gone-guh
Kenny NWANKWO : Nuh-juan-ko
Brian OBUNGU : O-bun-goo
Shawn OTTE – Awt
Travis PUAKEA – Poo-uh-kay-uh
MILORAD RADOVIC – Mill-r-rod Rad-O-Vick
JEAN LEMAN RUSANGIZA : Jean (it's French)-Lay-man Roo-Sain-Giza
LOUIS Sanchez : Lou-E-ss
Colby SHIVER – Shy-ver
Andrew SIPALA – Sip-uh-luh
Tyler STATON – State-in
Dwight Sweatt - Sweat
KORDERO Thompson – Cord-ero
Brandon UTZ – Ootz

2009 Bridgewater Roster Cont.

James Barden	DE	Fr.	5-11	205	Midlothian, Va./Midlothian
Aaron Belush	OL	Fr.	6-0	275	Elkridge, Md./Saint Vincent Pallotti
Bryan Bradley	WR	Fr.	6-5	200	Fairfax, Va./Fairfax
Kieren Caison	DB	Fr.	5-8	155	Front Royal, Va./Skyline
Dustin Canterbury	OL	Fr.	5-9	240	Berryville, Va./Clarke County
Colton Cox	WR	Fr.	6-1	175	Chesapeake, Va./Bishop Sullivan
Hayne Darby	OL	Fr.	6-2	265	Glade Spring, Va./Patrick Henry
Al Dillon	LB	Fr.	6-0	205	Goodview, Va./Staunton River
Jawaad Douglas	DB	Fr.	6-1	205	Altavista, Va./Altavista
Jonathan Duggan	OL	Fr.	6-0	240	Highland Springs, Va./Highland Springs
Ethan Ferrick	LB	Fr.	5-10	178	Stafford, Va./Colonial Forge
Scott Fike	LB	Fr.	5-7	185	Bedford, Va./Staunton River
Zach Fitzpatrick	DB	Fr.	6-0	170	Virginia Beach, Va./Bishop Sullivan
Danny Grogg	DL	Fr.	6-1	265	Harrisonburg, Va./Harrisonburg
Garrett Hicks	WR	Fr.	5-11	170	Moseley, Va./Cosby
Adrian Ingram	RB	Fr.	5-8	180	Haymarket, Va./Battlefield
Dylan Kennedy	LB	Fr.	6-1	210	Hampton, Va./Hampton Christian
Jacob Kroko	DL	Fr.	6-3	263	Fredericksburg, Va./James Monroe
Keith Lance	DB	Fr.	6-0	152	Landacre Hills, Md./Bladensburg
Andrew Mitchell	WR	Fr.	6-1	160	Roanoke, Va./Northside
Logan Moore	QB	Fr.	6-4	215	Mathews, Va./Mathews
Dilan Najjar	DL	Fr.	5-10	225	Culpeper, Va./Culpeper County
Salem Nganga	DB	Fr.	5-8	185	Dumfries, Va./Forest Park
Zach Orlando	OL	Fr.	6-2	265	Chester, Va./Thomas Dale
William Orndorff	DB	Fr.	5-11	155	Strasburg, Va./Strasburg
Bobby Owens	QB	So.	6-0	187	Halifax, Va./Halifax County
Colin Owens	LB	Fr.	6-1	195	Purcellville, Va./Loudoun Valley
Josh Pritchett	DE	Fr.	6-0	196	Mechanicsville, Va./Hanover
Travis Puakea	OL	Fr.	5-11	275	Yorktown, Va./Grafton
Milorad Radovic	OL	Fr.	5-11	240	Virginia Beach, Va./Princess Anne
William Saunders	WR	Fr.	5-9	150	Radford, Va./Radford High
Colby Shiver	DB	Fr.	6-0	180	Hampton, Va./Hampton
Andrew Sipala	OL	Fr.	6-5	290	Chestertown, Md./Blue Ridge School
Dwight Sweatt	RB	Fr.	5-10	185	Glen Allen, Va./Patrick Henry
Taylor Terry	DB	Fr.	6-0	170	Williamsburg, Va./Lafayette
Brandon Thomas	LB	Fr.	5-11	195	Petersburg, Va./Dinwiddie
Tyler Thompson	DE	Fr.	6-1	215	Virginia Beach, Va./Kellam
Brandon Utz	DE	Fr.	6-1	225	Madison, Va./Madison County

2009 Averett Roster

#	Player	Pos.	Cl.	Ht.	Wt.	Hometown/Previous School
1	Anthony Squillini	Sr.	WR	5-9	170	Clayton, N.C./Clayton
2	Mark Williams	Jr.	RB	6-1	193	Gainesville, Fla./P.K. Young
3	Cody Ladutko	Jr.	QB	6-2	190	Harrisburg, N.C./Central Cabarris
4	Matti Vaininen	So.	LB	6-0	202	Helsinki, Finland/Pohjois-Haagan
5	Darius Green	Fr.	WR	5-11	170	Fredericksburg, Va./Massaponax
6	Donald Reed	So.	WR	5-6	145	Coconut Creek, Fla./Coral Springs Charter
7	Jeremy Dixon	Jr.	WR	6-1	200	Hawthorne, Fla./Hawthorne
7a	Kevin Hood	Fr.	CB	5-9	175	Greenville, S.C./Woodmont
8	Philip Kwiatkowski	Jr.	QB	6-1	166	Coral Springs, Fla./J.P. Taravella
9	Jorge Del Valle	Jr.	WR	5-9	148	Miami, Fla./Florida Christian
9a	Tremell Nicholson	Fr.	LB	5-9	180	Richmond, Texas/Lamar Consolidated
10	Marcus Klusacek	Jr.	K	5-11	170	Ft. Myers, Fla./Estero
11	Frederick Reid	Sr.	CB	6-0	180	Fredericksburg, Va./Stafford
11a	Zachary Richman	Fr.	P	5-9	160	Boca Raton, Fla./West Boca Raton
12	Anthony Bowie	Fr.	CB	5-9	160	Casselberry, Fla./Lake Howell
13	Joshua Hudson	Fr.	QB	6-0	160	Clover, Va./Halifax County
14	Justin McCauley	Jr.	S	6-2	190	Kannapolis, N.C./Al Brown
14a	Xavier Siddall	Fr.	QB	6-0	200	Yucca Valley, Calif./Yucca Valley
15	Jerel Robinson	So.	CB	5-11	150	Richmond, Va./Varina
16	Steven Oristian	Sr.	FB	5-11	223	Grasonville, Md./Brentsville District
16a	Assad Graham	Fr.	S	5-10	160	Suffolk, Va./Lakeland
17	Lloyd Scott	So.	RB	5-9	207	Cheraw, S.C./Cheraw
18	Dale Gross	Sr.	TE	6-0	233	Sayville, N.Y./Sayville
18a	Ugent Dailey	Fr.	S	5-10	180	Riviera Beach, Fla./Dwyer
19	Chris Williams	Fr.	WR	6-0	175	Miami Gardens, Fla./Parkway Academy
20	Shannon Robinson	Sr.	TE	6-1	235	Raleigh, N.C./William G. Enloe
21	William Bonilla	Sr.	S	5-10	180	Miami, Fla./Florida Christian
22	Brad Robinson	So.	LB	6-0	180	St. Paul, Va./Castlewood
23	Mario Huffman	Sr.	LB	6-0	210	Danville, Va./Tunstall
23	Keith Pearsall	Fr.	RB	5-9	183	Burgaw, N.C./Pender
24	Robslin Emmanuel	So.	S	6-0	190	Port Charlotte, Fla./Lemon Bay
25	Terrance Bushrod	So.	DB	5-9	170	Colonial Beach, Va./Colonial Beach
26	Logan Smyth	Jr.	LB	5-11	219	Danville, Va./Chatham
26a	Antwan Hughes	Fr.	RB	5-9	175	Gainesville, Fla./Buckholz
26b	Matthew Wilson	Fr.	K	5-10	210	Woodbridge, Va./Woodbridge
27	Mark Green	So.	DB	5-9	153	Miami, Fla./American
28	Anthony McCall	Fr.	RB	5-9	190	Johns Creek, Ga./Chattahoochee
29	Dontavious Watson	Sr.	RB	5-10	204	Tampa, Fla./Brandon
30	Horace Stanback	So.	FB	6-0	205	Temple Hills, Md./Potomac
30a	Justin Falk	Fr.	K	6-0	145	Loxahatchee, Fla./Seminole Ridge
30b	Daniel Hopper	Fr.	S	6-1	175	Madison, N.C./McMichael
31	Nicholas Lemoine	Jr.	S	5-11	180	Pembroke Pines, Fla./Everglades
32	Travis Southern	So.	LB	6-1	190	Roxboro, N.C./Person County
33	Brian Daniels	Sr.	FB	5-10	265	Greenville, N.C./D.H. Conley
34	Sirpatrick Iwu-Byrd	So.	DE	6-3	228	Waterbury, Conn./Wibly
35	Abelard Eugene	Fr.	DE	5-10	190	Margate, Fla./Coral Springs
36	Jeremy Clifton	Jr.	S	5-9	170	Greenville, N.C./D.H. Conley
37	Norell Joyner	Fr.	FB	5-11	194	Newport News, Va./Denbigh
38	Coy Oakley III	Sr.	S	5-9	200	Roxboro, N.C./Person County
38a	Tony Hughes	Fr.	RB	5-11	185	Lauderdale Lakes, Fla./Boyd Anderson
39	Chase Burris	So.	LB	5-7	175	Salisbury, N.C./East Rowan
40	Zane Cooper	Sr.	LB	6-0	201	Burlington, N.C./H.M. Cummings
41	Matthew Smith	So.	LB	5-10	227	Taylors, S.C./Riverside
42	Josh Freed	Sr.	LB	5-9	203	Tampa, Fla./Chamberlain
43	Joshua Proctor	Fr.	CB	5-10	170	Brunswick, Ga./Thomas Stone
43a	Milton Smith	Fr.	RB	5-9	170	McLean, Va./McLean
44	Anssi Nevalainen	So.	DE	6-2	235	Jyvaskyla, Finland/Imatran Yhteislukio
45	Ray Faulkner	Jr.	DE	6-0	222	Valrico, Fla./Riverside
45a	Jamar Carter	Fr.	RB	5-8	170	King William, Va./King William
46	Mychal Dotts	Fr.	CB	5-7	155	Greensboro, N.C./Grimsley
47	Nicholas Shedd	Sr.	FB	5-11	192	Fairfax, Va./W.T. Woodson
48	Matt McCloud	Fr.	RB	6-2	180	Chesapeake, Va./Greenbriar Christian Acad.
49	Anthony Cesar	Fr.	S	5-9	185	Orlando, Fla./Colonial
50	Wil Armstrong	Fr.	OL	6-0	265	Richmond, Va./Hermitag
51	Bradley Jones	Fr.	OL	6-2	250	Mechanicsville, Va./Lee-Davis
51a	Brandon Everard	Fr.	DT	6-0	252	West Palm Beach, Fla./Inlet Grove
52	Joseph Watts	Fr.	OL	6-3	280	Winter Park, Fla./Lake Howell
52a	Kyle Smith	Fr.	LB	6-0	190	Raleigh, N.C./Millbrook
53	Zack Morton	Sr.	DT	5-10	230	Mount Pleasant, N.C./Mount Pleasant
54	Dustin Russell	So.	OL	6-1	220	Selma, Va./Alleghany
55	Marc Jean	Fr.	DE	5-11	250	Miami Lakes, Fla./Parkway Academy
56	Marquell Harring	Fr.	LB	6-0	190	Wilson, N.C./James B. Hunt
57	Cameron Granderson	Fr.	DT	6-0	260	Hopewell, Va./Hopewell
58	Josh Brumfield	So.	C	6-0	250	Chatham, Va./Chatham
59	Jean Max Nord	Fr.	DT	6-0	275	Boca Raton, Fla./West Boca Raton
60	Jeffrey Bosley	Jr.	OL	5-10	250	Davie, Fla./Hollywood Hills
61	Alex Mayo	So.	OL	6-2	240	Wake Forest, N.C./Wake Forest Rolesville
62	Bill Harrington	So.	OL	6-3	254	Ashland, Va./Patrick Henry
63	Ethan Helander	Fr.	OL	6-0	263	Oakton, Va./Randolph-Macon Academy
63a	Geoffrey Daves	Fr.	C	6-0	265	McCaysville, Ga./Fannin County
64	Emanuel Alston	Fr.	LB	5-9	190	Martinsville, Va./Basnett
64a	Matthew Dunn	Fr.	OL	6-3	225	Max Meadows, Va./Fort Chiswell
65	Kyle Sneed	Fr.	OL	6-1	289	Lanexa, Va./New Kent

2009 Averett Roster Cont.

66	Dalton Abee	Fr.	DT	6-0	250
68	James Jones	Fr.	DT	6-2	280
68a	Tadd Govedich	Fr.	LB	5-11	195
69	Phil Blaising	Jr.	OL	6-2	290
70	Cornell Ferguson	Fr.	DT	6-2	340
72	Daniel Green	Fr.	OL	6-0	314
75	Melyin Wilcox	Jr.	OL	6-2	325
77	Kevin Roberts	Sr.	OL	6-1	273
79	Harry John	Fr.	OL	6-7	320
80	John Escoboza	Fr.	TE	6-2	215
80a	Owen Hayden	Fr.	WR	6-0	180
81	Carlton Bodney-Jeter	Jr.	TE	6-4	195
82	Anthony Bowles	Fr.	WR	6-3	190
83	Brandin Hudson	Fr.	WR	6-0	172
83a	Mike Luna	Fr.	LB	5-7	185
84	Jed Jean-Jacques	Fr.	LB	6-1	190
85	Micha Howard	Fr.	WR	5-9	170
85a	Mat Wilson	Fr.	LB	5-10	200
86	Michael Crudup	Fr.	WR	5-8	158
86a	Eric Trent	Fr.	LB	5-7	192
87	Thomas Ebert	Fr.	S	5-9	160
88	Adam Redden	Fr.	WR	6-5	190
88a	Dylan Stearns	Fr.	S	5-7	150
89	Christopher Smith	Fr.	WR	5-9	160
90	Kadeem Mobley	So.	DE	6-3	210
91	Chris Liufau	So.	DT	5-10	320
92	Shane Kemp	Fr.	DT	6-0	280
93	Corey Scruggs	So.	DT	6-4	235
94	Lewis Fletcher	Jr.	DE	5-11	210
95	Brandon Allen	So.	DE	5-10	195
96	Jacob Childress	Sr.	DE	5-11	218
98	Josh Hudson	So.	DT	6-2	295
97	Wynton Stephens	Fr.	DE	6-1	220
99	Albert Brown	So.	DT	6-1	326

Hickory, N.C./Hickory
 Simpsonville, S.C./Woodmont
 Springhill, Fla./Nature Coast Tech.
 Charlotte, N.C./Southmeck
 Danville, Va./Dan River
 Mebane, N.C./Cedar Ridge
 Laud Lakes, Fla./Nova
 Charlotte, N.C./Piedmont
 Cary, N.C./Needham Broughton
 Deerfield, Fla./Deerfield Beach
 Raleigh, N.C./Needham Broughton
 Marietta, Ga./Robert H. Osborne
 China Grove, N.C./South Rowan
 Miami, Fla./Parkway Academy
 Perth Amboy, N.J./Perth Amboy
 Miami, Fla./Hialeah
 Mount Dora, Fla./Mount Dora
 Dry Fork, Va./Tunstall
 Franklinton, N.C./Franklinton
 Farmville, Va./Prince Edward
 Burlington, N.C./Walter M. Williams
 Stokesdale, N.C./McMichael
 Plantation, Fla./American Heritage
 Bowie, Md./Bowie
 Palm Coast, Fla./Flanagan
 Hampton, Va./Kecoughtan
 Fort Myers, Fla./Gateway Charter
 Danville, Va./Tunstall
 Fredericksburg, Va./River Bend
 Chesapeake, Va./Indian River
 Fredericksburg, Va./Stafford
 Fort Lauderdale, Fla./Flanagan
 Seneca, S.C./Seneca
 Myrtle Beach, S.C./Myrtle Beach

COACHING STAFF



J.D. Shaw, Offensive
 Coordinator/Asst.
 Head Coach




Al Smith,
 Special Teams



Tim Dunlevy,
 Director of
 Operations



Zac Zanotti,
 Defensive Line
 Coach



Phil Stanley
 Offensive Line



Max Roach, Wide
 Receivers



Cornelius Coleman
 Linebackers

Last Time They Met

Bridgewater 34, Averett 13
Danville, Va. (Cougar Den)
September 6, 2008

DANVILLE, Va. - Bridgewater College opened the 2008 football season Saturday afternoon with a convincing 34-13 victory at Averett University.

The Eagles took the lead in the first quarter when Patrick Smoot hauled in a 19-yard TD pass from Hagan Driskell with 3:58 left in the quarter. The PAT was blocked.

Driskell hooked up with Tyler Beiler on a 43-yard scoring strike early in the second period, making the score 12-0. The extra-point kick was wide.

The Eagles defense then got in on the scoring action with a pair of touchdowns. Travis Marks picked off a pass and returned it 23 yards for a score and T.J. Montague added a 36-yard interception return for a TD to lift the Eagles to a 24-0 lead.

Jared Miller tacked on a 42-yard field goal on the final play of the first half, giving the Eagles a 27-0 halftime lead.

After Averett scored on a 4-yard run by Brian Daniels early in the fourth quarter, the Eagles answered with a 10-scoring pass from Driskell to Will Osborne.

Averett added its final points with just 1:12 left in the game when Anthony Squillini hauled in a 42-yard pass from Steven Oristian.

Driskell completed 12-of-23 passes for 187 yards and the three touchdowns.

Seth Little led the defense with eight tackles and tackle Austin Icaza added five. Icaza, Montague and Justin Bingham each recorded one QB sack for the Eagles.

(courtesy of Bridgewater Sports Information)

DANVILLE, Va. — Two interception returns for touchdowns helped Bridgewater College defeat Averett University 34-13 in the season-opener for both teams on Saturday at the Cougar Den.

Bridgewater took an early 6-0 lead on a 19-yard touchdown pass from Hagan Driskell to Patrick Smoot. The extra point attempt, however, was blocked by Averett senior Andre Garvin (Cheraw, S.C./Cheraw). The Eagles pushed their lead to 12-0 less than four minutes into the second quarter on another touchdown pass by Driskell.

On Averett's ensuing drive, sophomore quarterback Philip Kwiatkowski (Coral Springs, Fla./J.P. Taravella) was intercepted by Bridgewater's Travis Marks, who returned the pick 23 yards for a touchdown. Bridgewater's defense found the end zone again with less than three minutes to play in the half. Averett senior quarterback Shan Fairbanks (Groveland, Fla./South Lakes) had his pass intercepted by T.J. Montague and returned 36 yards for a score.

The Eagles (1-0) added a 42-yard field goal by Jared Miller as time expired to end the first half, giving Bridgewater a 27-0 lead.

The youthful Cougars' inexperience showed in the first half with 11 penalties for 93 yards — most of which came on defensive off-sides calls.

Averett's offense broke through early in the fourth quarter. Junior fullback Brian Daniels rumbled into the end zone on a 4-yard run to cut the score to 27-6.

Bridgewater added another passing touchdown 5:25 to play. Averett answered with a little bit of trickery. Senior fullback Steven Oristian (Grasonville, Md./Brentsville) threw a 41-yard touchdown pass to junior wide receiver Anthony Squillini (Clayton, N.C./Clayton) with 1:12 to play.

Although the Cougars (0-1) failed to come away with the win, they managed to edge the Eagles in total offense by a margin of 333-328. Averett also managed to break several plays for long gains. Sophomore running back Mark Williams (Gainesville, Fla./P.K. Yonge) scampered 44 yards before being tripped by the Eagles. Fairbanks added a 44-yard toss to sophomore wide receiver Jeremy Dixon (Hawthorne, Fla./Hawthorne). Dixon made five catches for 152 yards.

Squillini added a 47-yard punt return.

Averett also got solid play from two newcomers. Junior linebacker Mario Huffman (Danville, Va./Tunstall) led the Cougars with eight tackles and freshman defensive end Terrance Bullard (Riviera Beach, Fla./Dwyer) made three sacks and had six tackles.

After a week off, Averett will look to rebound against Guilford College on Sept. 20 at the Cougar Den.

(courtesy of Averett Sports Information)

Scoring Summary

	1	2	3	4		Score	
Bridgewater	6	21	0	7	-	34	Record: (1-0)
Averett	0	0	0	13	-	13	Record: (0-1)

First Quarter

6:25 BC - Smoot 19 yd pass from Driskell (J. Miller kick blockd), 9-66 3:58

Second Quarter

11:18 BC - Beiler 43 yd pass from Driskell (J. Miller kick failed), 1-43 0:10

09:53 BC - Marks 23 yd interception return (J. Miller kick failed)

02:57 BC - Montague 36 yd interception return (V. Reese pass failed)

00:00 BC - J. Miller 42 yd field goal, 8-41 1:46

Fourth Quarter

10:15 AU - Daniels 4 yd run (Daniels rush failed), 3-12 1:20

05:25 BC - Osborne 10 yd pass Driskell (J. Miller kick), 2-14 0:54

01:12 AU - Squillini 41 yd pass from Oristian (C. Ashcraft kick) 2-48 0:19

TEAM STATISTICS

	BC	AU
FIRST DOWNS.....	18	14
RUSHES-YARDS (NET).....	38-116	34-99
PASSING YDS (NET).....	212	234
Passes Att-Comp-Int.....	27-15-0	37-14-2
TOTAL OFFENSE PLAYS-YARDS.....	65-328	71-333
Fumble Returns-Yards.....	0-0	0-0
Punt Returns-Yards.....	4-50	6-82
Kickoff Returns-Yards.....	1-19	4-65
Interception Returns-Yards....	2-59	0-0
Punts (Number-Avg).....	8-43.0	8-35.0
Fumbles-Lost.....	3-3	1-1
Penalties-Yards.....	16-159	14-131
Possession Time.....	32:33	27:27
Third-Down Conversions.....	6 of 15	1 of 16
Fourth-Down Conversions.....	0 of 0	0 of 3
Red-Zone Scores-Chances.....	2-4	1-2
Sacks By: Number-Yards.....	3-22	5-23

INDIVIDUAL LEADERS

RUSHING: Bridgewater-Anthony Carter 7-57; Darrin McKenzie 5-23; Ryan Richmond 3-17; Will Osborne 2-16; Seth Hardesty 2-11; Joe Donkor 1-7; Brad Jones 8-6; TEAM 1-minus 2; Vince Reese 2-minus 9; Hagan Driskell 7-minus 10. Averett-WILLIAMS, MARK 9-64; WATSON, Dontavi 7-25; ELLISON, John 7-20; FAIRBANKS, Shan 1-7; SQUILLINI, Atho 1-5; DANIELS, Brian 1-4; ORISTIAN, Steve 2-0; KWIATKOWSKI, Ph 6-minus 26.

PASSING: Bridgewater-Hagan Driskell 12-23-0-187; Vince Reese 3-4-0-25. Averett-KWIATKOWSKI, Ph 10-25-1-108; FAIRBANKS, Shan 3-11-1-85; ORISTIAN, Steve 1-1-0-41.

RECEIVING: Bridgewater-Tyler Beiler 3-56; Chris Tichacek 2-38; Rudy Jackson 2-26; Patrick Smoot 2-25; Anthony Carter 2-17; Dallas Cole 1-25; Ryan Richmond 1-14; Will Osborne 1-10; Brad Jones 1-1. Averett-DIXON, Jeremy 5-152; SQUILLINI, Atho 4-51; ORISTIAN, Steve 2-6; DANIELS, Brian 1-11; WOODRUFF, Natha 1-10; WILLIAMS, MARK 1-4.

INTERCEPTIONS: Bridgewater-T.J. Montague 1-36; Travis Marks 1-23. Averett-None.

FUMBLES: Bridgewater-Brad Jones 1-1; Vince Reese 1-1; Hagan Driskell 1-1. Averett-ELLISON, John 1-1.

SACKS (UA-A): Bridgewater-T.J. Montague 1-0; Austin Icaza 1-0; Justin Bingham 1-0. Averett-BULLARD, Terran 2-2; FAULKNER, Ray 1-1; COOPER, Zane 0-1.

TACKLES (UA-A): Bridgewater-Seth Little 5-3; Austin Icaza 6-0; Jeremy Lewis 2-3; T.J. Montague 2-3; Scottie Littles 2-2; Travis Bullock 3-0; Tony Konate 3-0; Mike Clements 2-1; Justin Bingham 2-1; William Short 2-1; Aubrey Dicks 2-1; B. Mitchell 1-2; Sean McCoy 1-2; Seth Hardesty 0-3; Terrell Corley 2-0; Jason Jones 1-1; Leigh Bradley 1-1; David Cribb 0-2; TEAM 1-0; Tim Newman 1-0; Chris Killian 1-0; Darius Burruss 0-1; Matt Jarvis 0-1. Averett-HUFFMAN, Mario 4-4; BULLARD, Terran 2-4; MORTON, Zack 4-1; ROBINSON, Clyde 2-3; GARCIA, John 4-0; GARVIN, Andre 1-3; ANAYA, Justin 3-0; REID, Frederick 2-1; TAYLOR, Cameron 2-1; CLIFTON, Jeremy 2-1; McCAULEY, Justi 1-2; PENTTINEN, Tomm 1-2; COOPER, Zane 1-2; SMYTH, Logan 2-0; BANKS, Wayne 1-1; GLASCOE, Mauric 1-1; FAULKNER, Ray 1-1; SMITH, Matthew 0-2; DIXON, Jeremy 1-0; HARBAUGH, Greg 0-1; SQUILLINI, Atho 0-1; NEVALAINEN, Ans 0-1; CHILDRESS, Jaco 0-1; BONILLA, Willia 0-1.

Depth Charts

Bridgewater



OFFENSE

- X - TYLER BEILER (JR., 6-0, 185)**
LEIGH BRADLEY (JR., 6-1, 201)
- LT - LOUIS SANCHEZ (SR., 6-0, 278)**
GEORGE SHEAFFER (SO., 6-4, 275)
- LG - BEN JAMISON (JR., 6-1, 265)**
MICHAEL MACFEE (SO., 6-4, 250)
- C - DREW KIRKNER (SO., 6-0, 265)**
SHAWN OTTE (FR., 6-4, 230)
- RG - JAMES CLARK (SO., 6-0, 275)**
JARON MOODY (FR., 6-0, 250)
- RT - LAYNE SHEPPARD (SR., 6-3, 270)**
CHARLIE GRAY (JR., 6-4, 275)
- Y - DALLAS COLE (SR., 6-3, 235)**
CHRIS TICHACEK (SR., 6-0, 215)
- Z - RUDY JACKSON (JR., 5-9, 180)**
PATRICK SMOOT (SR., 6-2, 200)
- QB - HAGAN DRISKELL (JR., 6-0, 215)**
VINCE REESE (SR., 6-4, 233)
- TB - DAVID ARGAUD (SR., 5-8, 185)**
THOMAS TATE (JR., 5-8, 195)
- FB - RYAN RICHMOND (JR., 6-0, 228)**
SETH HARDESTY (SR., 6-0, 205)



DEFENSE

- LE - JASON JONES (SR., 5-10, 227)**
TRAVIS MARKS (SO., 6-0, 228)
- NT - BRANDON CURRY (SR., 6-0, 255)**
MIKE CLEMENTS (SO., 5-11, 230)
- DT - AUSTIN ICAZA (SR., 5-10, 268)**
DEREL WRIGHT (SO., 6-1, 235)
- RE - TRAVIS GANTT (SR., 6-1, 230)**
STEPHEN HOWARD (SO., 6-2, 222)
- DLB - SETH LITTLE (SR., 5-9, 175)**
DARRIN STEPHENSON (JR., 5-7, 170)
- WLB - T.J. MONTAGUE (JR., 6-0, 221)**
DYLON HIGLEY (SO., 6-0, 190)
- SLB - SCOTTIE LITTLES (JR., 5-7, 210)**
JEREMY LEWIS (SR., 5-9, 215)
- RVR - BRANDON MITCHELL (JR., 5-9, 190)**
WILL THOMPSON (SO., 5-9, 180)
- LCB - DARIUS BURRUS (JR., 5-8, 185)**
CHARVIS CLAYTOR (SO., 5-9, 170)
- FS - AUBRY DICKS (SR., 6-1, 190)**
JOSH ROOT (JR., 6-2, 185)
- RCB - TONY KONATE (SR., 6-0, 195)**
TERRELL CORLEY (SO., 5-10, 180)



SPECIALTIES

- KO - WILL DAVIS (SO., 5-9, 165)**
- PK - WILL DAVIS (SO., 5-9, 165)**
TYLER KELLY (SO., 5-8, 175)
- LS - PATRICK SMOOT (SR., 6-2, 200)**
LOUIS SANCHEZ (SR., 6-0, 278)
- H - PATRICK SMOOT (SR., 6-2, 200)**
- P - TIM NEWMAN (SR., 6-0, 190)**
- KR - TYLER BEILER (JR., 6-0, 185)**
DAVID ARGAUD (SR., 5-8, 185)
- PR - DAVID ARGAUD (SR., 5-8, 185)**




Averett




OFFENSE

- QB PHILIP KWIATKOWSKI (JR., 6-1, 166)**
CODY LADUTKO (JR., 6-2, 190)
- RB MARK WILLIAMS (JR., 6-1, 193)**
DONTAVIOUS WATSON (SR., 5-10, 204)
- FB STEVEN ORISTIAN (SR., 5-11, 223)**
NICHOLAS SHEDD (SR., 5-11, 192)
- WR ANTHONY SQUILLINI (SR., 5-9, 170)**
JORGE DEL VALLE (JR., 5-9, 148)
- WR CHRIS WILLIAMS (FR., 6-0, 175)**
JEREMY DIXON (JR., 6-1, 200)
- TE SHANNON ROBINSON (SR., 6-1, 235)**
DALE GROSS (SR., 6-0, 233)
- LT ALEX MAYO (SO., 6-2, 240)**
JAMES JONES (FR., 6-3, 285)
- LG JOE WATTS (FR., 6-3, 280)**
JEFF BOSLEY (JR., 5-10, 250)
- C KEVIN ROBERTS (JR., 6-1, 273)**
BRAD JONES (FR., 6-1, 250)
- RG PHIL BLAISING (JR., 6-2, 290)**
ETHAN HELANDER (FR., 6-0, 240)
- RT HARRY JOHN (FR., 6-7, 320)**
BILL HARRINGTON (SO., 6-3, 254)



DEFENSE

- DE RAY FAULKNER (JR., 6-0, 222)**
WYNTON STEPHENS (FR., 6-1, 220)
- DT ZACK MORTON (SR., 5-10, 230)**
JEAN MAX NORD (FR., 6-0, 275)
- DT COREY SCRUGGS (SO., 6-4, 235)**
ALBERT BROWN (SO., 6-1, 326)
- DE ANSSI NEVALAINEN (SO., 6-2, 235)**
SIRPATRICK IWU-BYRD (SO., 6-3, 228)
- LB MARIO HUFFMAN (SR., 6-0, 210)**
MATTI VAININEN (SO., 6-0, 202)
- LB ZANE COOPER (SR., 6-0, 201)**
MATTHEW SMITH (SO., 5-10, 227)
- LB LOGAN SMYTH (JR., 5-11, 219)**
CHASE BURRIS (SO., 5-7, 175)
- CB JEREL ROBINSON (SO., 5-11, 150)**
ANTHONY BOWIE (FR., 5-9, 160)
- SS JUSTIN MCCAULEY (JR., 6-2, 190)**
WILLIAM BONILLA (SR., 5-10, 180)
- FS JEREMY CLIFTON (JR., 5-9, 170)**
UGENT DAILEY (FR., 5-10, 180)
- CB FREDERICK REID (SR., 6-0, 180)**
DARIOUS GREEN (FR., 5-11, 170)



SPECIALTIES

- PK MARCUS KLUSACEK (JR., 5-11, 170)**
JUSTIN FALK (FR., 6-0, 145)
- P MARCUS KLUSACEK (JR., 5-11, 170)**
ZACHARY RICHMAN (FR., 5-9, 160)
- RS ANTHONY SQUILLINI (SR., 5-9, 170)**
JEREMY DIXON (JR., 6-1, 200)
- LS ZANE COOPER (SR., 6-0, 201)**
STEVEN ORISTIAN (SR., 5-11, 223)

Coaching Staff

Mike Dunlevy - Head Coach
 J.D. Shaw - Assistant Head Coach/
 Offensive Coordinator
 Tim Dunlevy - Director of Operations
 Cornelius Coleman - Linebackers Coach
 Max Roach - Wide Receivers Coach /
 Recruiting Coordinator
 Phil Stanley - Offensive Line Coach
 Zac Zanotti - Defensive Line Coach
 Al Smith - Specialists Coach



Mike Dunlevy -
Head Coach

All-Time Eagles Numbers

COACH	W-L-T	W%	YRS	SEASONS
Michael Clark	95-59-1	.616	14	1995-pres
John Spencer	56-93-3	.378	17	1968-1984
Dan Antolik	18-39-2	.305	6	1986-1991
Paul H. Gunsten	11-23-3	.338	5	1954-1958
George Keim	9-33-1	.221	6	1959-1964
Joseph G. Kagey	6-38-1	.144	8	1930-1937
Max Lowe	5-25	.167	3	1992-1994
W.B. Norris	4-4-1	.500	2	1903-1904
Dan Gieser	4-16	.200	4	1949-1952
Edward Chandler	3-3	.500	1	1953
Kenneth Day	3-13	.188	2	1965, 1967
Ottis Mendenhall	1-1	.500	2	1899-1900
Joe Bush	1-8	.111	1	1985
Joseph Miller	1-13-1	.100	3	1926/28-29
Edward T. Buck	0-5	.000	1	1927
TOTAL	216-374-13	.369	75	1899-pres

SERIES vs CONFERENCE OPPONENTS

SCHOOL	1st GM	Gms	W-	L-T
Catholic	1950	19	13-	6-0
Emory & Henry	1927	35	7-	27-1
Guilford	1936	35	14-	21-0
Hampden-Sydney	1929	65	13-	52-0
Randolph-Macon	1926	69	14-	52-3
Washington & Lee	1964	39	16-	23-0

SERIES vs NON-CONFERENCE OPPONENTS

SCHOOL	Last GM	Gms	W-	L-T
Albright	1990	2	1-	1-0
American	1937	9	1-	8-0
Augusta Military Academy	1904	3	1-	1-1
Averett	2008	1	1-	0-0
Baltimore	1935	4	0-	4-0
Bethany	1996	2	1-	1-0
Bluefield	1977	3	1-	2-0
Catawba	1934	3	0-	3-0
Christopher Newport	2004	4	2-	2-0
Clinch Valley	1995	4	1-	3-0
Davidson	1998	8	1-	6-1
Davis & Elkins	1957	2	1-	1-0
Delaware Valley	1963	1	0-	1-0
District Columbia	1974	5	4-	0-1
Eastern	1903	1	1-	0-0
Edinboro	1965	2	0-	2-0
Ferrum	2007	10	3-	8-0
Frostburg State	1995	22	8-	14-0
Gallaudet	1987	31	25-	5-1
George Mason	2005	1	1-	0-0
Hanover	2005	2	2-	0-0
Harrisonburg HS	1904	1	1-	0-0
James Madison	1975	2	0-	2-0
Johns Hopkins	2001	6	3-	3-0
Juniata	1937	4	0-	4-0
King's	2002	1	1-	0-0
LaGrange	2007	2	2-	0-0
Lebanon Valley	1990	4	1-	2-1
Lenoir-Rhyne	1952	1	0-	1-0
Liberty Baptist	1978	4	2-	2-0
Luray	1925	1	1-	0-0
Lycoming	2003	1	1-	1-0
Maryville, TN	2003	20	9-	11-0
McDaniel (Western Maryland)	2007	28	11-	16-1
Methodist	1997	9	4-	5-0
Miller School	1904	2	0-	2-0
Mount Union	2003	2	0-	2-0
Newport News	1985	27	13-	14-0
Randolph-Macon Academy	1903	1	1-	0-0
Roanoke	1930	4	0-	4-0
Rowan	2001	1	1-	0-0
Salem	1955	1	0-	1-0
Shenandoah	2007	8	8-	1-0
Shepherd	1975	28	5-	23-0
Shippensburg	1954	2	0-	2-0
St. Francis	1988	2	2-	0-0
St. Paul's	1986	17	9-	7-1
Susquehanna	1957	2	1-	1-0
Tennessee Wesleyan	1988	2	2-	0-0
Thiel	2005	1	1-	0-0
Towson	1969	2	2-	0-0
Trinity, TX	2002	3	1-	2-0
Washington, MD	1950	2	0-	2-0
Washington & Jefferson	2005	3	2-	1-0
Waynesburg	2003	1	1-	0-0
Wesley	2005	5	0-	5-0
West Central Academy	1900	2	1-	1-0
West Virginia Tech	1971	8	1-	7-0
West Virginia Wesleyan	1988	10	2-	6-2
Widener	2001	1	1-	0-0
William & Mary	1932	5	0-	5-0

YEAR	W-L-T	ODAC	PPG	OPP
2008	4-6	3-3	23.3	23.9
2007	7-3	3-3	33.6	19.4
2006	8-2	4-2	31.7	16.0
2005	11-2	6-0	37.7	25.2
2004	8-3	6-0	41.0	21.1
2003	12-2	6-0	32.9	16.1
2002	11-1	6-0	38.4	13.7
2001	12-1	6-0	42.8	22.8
2000	10-2	5-1	38.4	19.6
1999	5-5	3-3	26.7	21.4
1998	0-10	0-6	16.5	28.7
1997	2-8	1-5	11.5	22.5
1996	5-5	3-2	17.3	15.2
1995	0-9-1	0-5	9.8	24.5
1994	0-10	0-5	4.2	34.3
1993	2-8	1-4	11.4	30.7
1992	3-7	2-3	11.4	22.2
1991	2-8	1-4	13.3	28.2
1990	3-7	1-3	19.1	25.5
1989	4-6	1-3	16.1	24.7
1988	3-6-1	1-3	14.3	15.9
1987	4-6	1-4	22.3	23.6
1986	2-6-1	1-4	13.2	26.8
1985	1-8	1-4	8.7	24.0
1984	1-8	1-4	10.2	31.1
1983	0-9	0-6	7.7	30.8
1982	3-6	2-3	13.3	19.1
1981	2-6-1	0-4-1	11.1	25.8
1980	6-3	4-1	18.4	21.6
1979	4-5	1-3	13.4	16.6
1978	3-6	1-3	13.0	15.4
1977	3-5-1	0-3-1	9.1	21.2
1976	1-8	0-4	11.6	18.7
1975	2-7		8.4	18.6
1974	4-5		15.7	21.1
1973	5-4		12.1	13.1
1972	4-4-1		10.8	16.4
1971	6-3		16.9	8.7
1970	4-5		15.9	13.4
1969	3-6		11.8	21.3
1968	5-3		20.1	15.5
1967	2-6		9.4	25.5
1966	3-4		10.1	11.4
1965	1-7		13.6	29.9

YEAR	W-L-T	PPG	OPP
1964	3-5	10.4	16.3
1963	2-4-1	10.6	13.4
1962	3-3	11.0	8.8
1961	0-8	2.4	36.3
1960	0-7	2.7	31.6
1959	2-6	9.1	29.3
1958	1-6-1	4.5	18.4
1957	3-4	13.3	18.6
1956	3-4-1	14.9	9.6
1955	2-5	4.7	19.4
1954	2-4-1	9.7	13.4
1953	3-3	5.7	18.7
1952	2-4	12.0	31.3
1951	1-3	7.8	28.0
1950	0-6	5.2	29.7
1949	1-3	6.3	20.5
1937	2-3	8.8	11.4
1936	1-4-1	8.2	11.0
1935	0-7	2.0	24.7
1934	1-6	5.3	29.3
1933	2-3	2.0	25.2
1932	0-4	3.3	43.0
1931	0-5	0.4	54.2
1930	0-6	1.2	47.2
1929	0-5	1.2	34.6
1928	0-5-1	2.0	33.3
1927	0-5	0.6	41.2
1926	1-3	3.0	25.0
1925	1-0	19.0	6.0
1904	1-2	n/a	n/a
1903	3-2-1	6.6	6.6
1900	1-0	11.0	7.0
1899	0-1	0.0	5.0

EAGLES FAST FACT

NCAA APPEARANCE:

2000 | 2001 | 2002 | 2003 | 2004 | 2005

ODAC CHAMPION:

1980 | 2001 | 2002 | 2003 | 2004 | 2005

ODAC RUNNER-UP:

1996 | 2000 | 2006

COACH CLARK ERA (1995-present)

	W-L-T	Streak
Overall	95-59-1	+1
ODAC	52-30-0	+1
Home	45-30-0	+1
Away	49-27-1	+1
Neutral	1-2-0	-1
Playoffs	10-6-0	-1

EAGLES FAST FACT

In only his second year as a head coach, Michael Clark led the Eagles to a runner-up finish in the ODAC in 1996.

One of BC's two losses that year was to the eventual conference champion, Emory & Henry. In that game, the Eagles had the ball down only six points with 3:01 remaining in the fourth quarter. The drive started on the Wasps' 48-yard line, but BC went four-and-out. E&H then ran the clock out to win 20-14.

	W-L-T	Streak
vs Averett	1-0-0	+1
vs Catholic	9-3-0	+9
vs Christopher Newport	2-2-0	-1
vs Clinch Valley	1-3-0	-2
vs Davidson	1-2-1	-1
vs Emory & Henry	6-8-0	-1
vs Ferrum	3-2-0	-1
vs Frostburg State	0-1-0	-1
vs George Mason	1-0-0	+1
vs Guilford	10-4-0	+2
vs Hampden-Sydney	10-3-0	-1
vs Hanover	2-0-0	+2
vs Johns Hopkins	3-3-0	+3
vs King's	1-0-0	+1
vs LaGrange	2-0-0	+2
vs Lycoming	1-1-0	-1
vs Maryville, TN	3-1-0	+3
vs McDaniel/WMC	7-5-0	+2
vs Methodist	0-3-0	-3
vs Mount Union	0-2-0	-2
vs Randolph-Macon	9-5-0	-2
vs Rowan	1-0-0	+1
vs Shenandoah	8-1-0	-1
vs Thiel	1-0-0	+1
vs Trinity, TX	1-2-0	-1
vs Washington & Jefferson	2-1-0	+1
vs Washington & Lee	8-6-0	+1
vs Waynesburg	1-0-0	+1
vs Wesley	0-1-0	-1
vs Widener	1-0-0	+1

The Automated ScoreBook
 Bridgewater Combined Team Statistics (as of Sep 02, 2009)
 All games

RECORD:	OVERALL	HOME	AWAY	NEUTRAL
ALL GAMES.....	(4-6-0)	(1-4-0)	(3-2-0)	(0-0-0)
CONFERENCE.....	(3-3-0)	(1-2-0)	(2-1-0)	(0-0-0)
NON-CONFERENCE.....	(1-3-0)	(0-2-0)	(1-1-0)	(0-0-0)

DATE	OPPONENT	W/L	SCORE	ATTEND
Sep 06, 2008	at Averett	W	34-13	976
Sep 13, 2008	SHENANDOAH	L	6-10	1566
Sep 20, 2008	FERRUM	L	14-21	1420
Sep 27, 2008	at Lycoming College	L	17-34	1100
*Oct 03, 2008	HAMPDEN-SYDNEY	L	34-37	3128
*Oct 18, 2008	at Guilford	W	27-20	900
*Oct 25, 2008	EMORY & HENRY	L	14-19	855
*Nov 01, 2008	WASHINGTON AND LEE	W	32-19	2120
*Nov 08, 2008	at Randolph-Macon	L	18-40	1109
*Nov 15, 2008	at Catholic	W	37-26	3500

TEAM STATISTICS	BC	OPP
FIRST DOWNS.....	154	179
Rushing.....	57	82
Passing.....	80	83
Penalty.....	17	14
RUSHING YARDAGE.....	1263	1461
Rushing Attempts.....	341	401
Average Per Rush.....	3.7	3.6
Average Per Game.....	126.3	146.1
TDs Rushing.....	12	13
PASSING YARDAGE.....	1919	1991
Att-Comp-Int.....	282-136-10	268-138-7
Average Per Pass.....	6.8	7.4
Average Per Catch.....	14.1	14.4
Average Per Game.....	191.9	199.1
TDs Passing.....	14	20
TOTAL OFFENSE.....	3182	3452
Average Per Play.....	5.1	5.2
Average Per Game.....	318.2	345.2
KICK RETURNS: #-Yards....	40-969	35-606
PUNT RETURNS: #-Yards....	27-192	27-291
INT RETURNS: #-Yards....	7-167	10-155
FUMBLES-LOST.....	16-8	17-12
PENALTIES-Yards.....	88-842	69-633
PUNTS-AVG.....	56-35.0	51-34.8
TIME OF POSSESSION/Game..	29:41	30:09
3RD-DOWN Conversions.....	49/145	52/139
4TH-DOWN Conversions.....	6/14	8/21

RUSHING	GP	Att	Gain	Loss	Net	Avg	TD	Long	Avg/G
David Argaud	9	87	598	12	586	6.7	7	50	65.1
Darrin McKenzie	10	72	317	13	304	4.2	3	29	30.4
Anthony Carter	8	47	276	9	267	5.7	2	52	33.4
Ryan Richmond	10	17	96	0	96	5.6	0	13	9.6
Rudy Jackson	10	4	52	4	48	12.0	0	25	4.8
Seth Hardesty	10	7	37	0	37	5.3	0	14	3.7
Will Osborne	10	8	30	0	30	3.8	0	15	3.0
Brad Jones	5	18	30	9	21	1.2	0	4	4.2
Patrick Smoot	8	4	21	0	21	5.2	0	8	2.6
Joe Donkor	1	1	7	0	7	7.0	0	7	7.0
G. Millerick	9	1	6	0	6	6.0	0	6	0.7
Tim Newman	10	2	3	1	2	1.0	0	3	0.2
TEAM	6	7	0	8	-8	-1.1	0	0	-1.3
Vince Reese	7	23	62	71	-9	-0.4	0	22	-1.3
Hagan Driskell	10	43	34	179	-145	-3.4	0	11	-14.5
Total.....	10	341	1569	306	1263	3.7	12	52	126.3
Opponents.....	10	401	1828	367	1461	3.6	13	46	146.1

INTERCEPTIONS	No.	Yds	Avg	TD	Long
T.J. Montague	3	78	26.0	1	36
Chris Killian	1	30	30.0	0	30
Scottie Littles	1	0	0.0	0	0
Travis Marks	1	23	23.0	1	23
B. Mitchell	1	1	1.0	0	1
Total.....	7	167	23.9	2	36
Opponents.....	10	155	15.5	0	49

PASSING	GP	Effic	Cmp-Att-Int	Pct	Yds	TD	Lng	Avg/G
Hagan Driskell	10	115.61	94-195-6	48.2	1354	9	65	135.4
Vince Reese	7	108.74	41-86-4	47.7	524	5	50	74.9
Anthony Carter	8	444.40	1-1-0	100.0	41	0	41	5.1
Total.....	10	114.68	136-282-10	48.2	1919	14	65	191.9
Opponents.....	10	133.30	138-268-7	51.5	1991	20	71	199.1

PUNTING	No.	Yds	Avg	Long	TB	FC	I20	Blkd
Tim Newman	53	1961	37.0	59	6	8	17	3
TEAM	3	0	0.0	0	0	0	0	0
Total.....	56	1961	35.0	59	6	8	17	3
Opponents.....	51	1777	34.8	53	2	11	12	1

RECEIVING	GP	No.	Yds	Avg	TD	Long	Avg/G
Tyler Beiler	10	39	770	19.7	5	65	77.0
Rudy Jackson	10	21	241	11.5	2	50	24.1
Patrick Smoot	8	14	153	10.9	2	39	19.1
Chris Tichacek	10	12	167	13.9	1	37	16.7
Dallas Cole	10	11	144	13.1	0	25	14.4
David Argaud	9	8	127	15.9	1	41	14.1
Leigh Bradley	9	7	91	13.0	1	35	10.1
Darrin McKenzie	10	6	89	14.8	0	41	8.9
Ryan Richmond	10	6	41	6.8	1	14	4.1
Anthony Carter	8	5	57	11.4	0	16	7.1
Brad Jones	5	3	0	0.0	0	1	0.0
Jon Brown	8	2	21	10.5	0	20	2.6
Will Osborne	10	1	10	10.0	1	10	1.0
Seth Hardesty	10	1	8	8.0	0	8	0.8
Total.....	10	136	1919	14.1	14	65	191.9
Opponents.....	10	138	1991	14.4	20	71	199.1

PUNT RETURNS	No.	Yds	Avg	TD	Long
G. Millerick	17	95	5.6	0	20
Rudy Jackson	7	77	11.0	0	16
David Argaud	2	16	8.0	0	10
Darrin McKenzie	1	4	4.0	0	4
Total.....	27	192	7.1	0	20
Opponents.....	27	291	10.8	1	59

FIELD GOALS	FGM-FGA	Pct	01-19	20-29	30-39	40-49	50-99	Lg	Blk
Jared Miller	1-1	100.0	0-0	0-0	0-0	1-1	0-0	42	0
Tyler Kelly	3-4	75.0	0-0	1-2	2-2	0-0	0-0	37	0
William Davis	6-8	75.0	0-0	4-4	2-3	0-1	0-0	33	0

KICK RETURNS	No.	Yds	Avg	TD	Long
Darrin McKenzie	21	495	23.6	0	61
David Argaud	15	425	28.3	1	85
Will Osborne	1	12	12.0	0	12
Ryan Richmond	1	12	12.0	0	12
Rudy Jackson	1	6	6.0	0	6
Sean McCoy	1	19	19.0	0	19
Total.....	40	969	24.2	1	85
Opponents.....	35	606	17.3	0	39

SCORING	----- PATs -----								
	TD	FGs	Kick	Rush	Rcv	Pass	DXP	Saf	Points
David Argaud	9	0-0	0-0	0-0	0	0-0	0	0	54
Tyler Beiler	5	0-0	0-0	0-0	0	0-0	0	0	30
William Davis	0	6-8	10-13	0-0	0	0-0	0	0	28
Darrin McKenzie	3	0-0	0-0	0-1	0	0-0	0	0	18
Patrick Smoot	2	0-0	0-0	2-2	0	0-0	0	0	16
Tyler Kelly	0	3-4	4-5	0-0	0	0-0	0	0	13
Rudy Jackson	2	0-0	0-0	0-0	0	0-0	0	0	12
Anthony Carter	2	0-0	0-0	0-0	0	0-0	0	0	12
Leigh Bradley	1	0-0	0-0	0-0	1	0-0	0	0	8
Travis Marks	1	0-0	0-0	0-0	0	0-0	0	0	6
Ryan Richmond	1	0-0	0-0	0-0	0	0-0	0	0	6
Chris Tichacek	1	0-0	0-0	0-0	0	0-0	0	0	6
Will Osborne	1	0-0	0-0	0-0	0	0-0	0	0	6
B. Mitchell	1	0-0	0-0	0-0	0	0-0	0	0	6
T.J. Montague	1	0-0	0-0	0-0	0	0-0	0	0	6
Jared Miller	0	1-1	1-5	0-0	0	0-0	0	0	4
TEAM	0	0-0	0-0	0-0	0	0-0	0	1	2
Vince Reese	0	0-0	0-0	0-0	0	1-2	0	0	0
Hagan Driskell	0	0-0	0-0	0-0	0	0-2	0	0	0
Total.....	30	10-13	15-23	2-3	1	1-4	0	1	233
Opponents.....	34	4-9	21-29	0-3	1	1-2	0	0	239

ALL PURPOSE	G	Rush	Rec	PR	KOR	IR	Tot	Avg/G
David Argaud	9	586	127	16	425	0	1154	128.2
Darrin McKenzie	10	304	89	4	495	0	892	89.2
Tyler Beiler	10	0	770	0	0	0	770	77.0
Rudy Jackson	10	48	241	77	6	0	372	37.2
Anthony Carter	8	267	57	0	0	0	324	40.5
Total.....	10	1263	1919	192	969	167	4510	451.0
Opponents.....	10	1461	1991	291	606	155	4504	450.4

TOTAL OFFENSE	G	Plays	Rush	Pass	Total	Avg/G
Hagan Driskell	10	238	-145	1354	1209	120.9
David Argaud	9	87	586	0	586	65.1
Vince Reese	7	109	-9	524	515	73.6
Anthony Carter	8	48	267	41	308	38.5
Darrin McKenzie	10	72	304	0	304	30.4
Total.....	10	623	1263	1919	3182	318.2
Opponents.....	10	669	1461	1991	3452	345.2

SCORE BY QUARTERS	1st	2nd	3rd	4th	Total
Bridgewater.....	31	71	52	79	- 233
Opponents.....	55	86	39	59	- 239

DEFENSIVE LEADERS	GP	-----Tackles-----			TFL/Yds	-Sacks-	---Pass Def---	-Fumbles-	Blkd			
		Solo	Ast	Total								
7 T.J. Montague	10	33	46	79	9.5-33	3.0-22	3-78	1
20 Chris Killian	10	37	22	59	8.5-23	2.5-12	1-30	2	.	.	2	.
9 B. Mitchell	10	32	24	56	1.5-5	0.5-3	1-1	7	.	2-54	.	.
44 Jeremy Lewis	10	20	28	48	5.0-20	3.0-16	.	1	.	1-0	1	.
60 Austin Icaza	10	15	26	41	5.0-25	3.5-20
Total.....	10	367	324	691	60-271	21-152	7-167	35	.	12-54	8	3
Opponents.....	10	326	302	628	58-283	41-223	10-155	34	2	8-35	8	4