

BRADLEY BRAVES

1,671 VICTORIES | 37 NBA DRAFT PICKS | 36 POSTSEASON TOURNAMENTS | 13 CONFERENCE TITLES

2019-20 SCHEDULE

October

Tue 29 MILLIKIN (Ex.) W, 91-52

November

Tue 5 at Saint Joseph's L, 81-86

Sat 9 IUPUI W, 90-56

Sat 16 UIC W, 65-56

Tue 19 ~ NORFOLK STATE W, 69-57

Fri 22 ~ RADFORD W, 70-61

Mon 25 ^ vs. Northwestern L, 51-78

Wed 27 ^ vs. Kansas State (FS1) 5 p.m.

December

Tue 3 at Memphis (CBSSN) 8 p.m.

Sat 7 NORTH CAROLINA A&T (ESPN+) 1 p.m.

Tue 10 MARYVILLE (ESPN3) 6 p.m.

Sun 15 GEORGIA SOUTHERN (ESPN3) 4 p.m.

Sat 21 at Miami (Ohio) 1 p.m.

Sat 28 TOLEDO (NBCSCH) 1 p.m.

Tue 31 * DRAKE (ESPN+) 6 p.m.

January

Sat 4 * at Northern Iowa (ESPNU) 7 p.m.

Wed 8 * at Evansville (ESPN+) 6 p.m.

Sat 11 * SOUTHERN ILLINOIS (ESPN+) 7 p.m.

Wed 15 * at Missouri State (ESPN+) 7 p.m.

Sat 18 * NORTHERN IOWA (ESPN2) 5 p.m.

Wed 22 * ILLINOIS STATE (ESPN+) 7 p.m.

Sat 25 * at Indiana State (MVC TV) 1 p.m.

Wed 29 * VALPARAISO (ESPN+) 6 p.m.

February

Sat 1 * at Loyola (ESPN2) 7 p.m.

Wed 5 * at Drake (MVC TV) 8 p.m.

Sun 9 * EVANSVILLE (CBSSN/ESPNU) 1/3 p.m.

Wed 12 * INDIANA STATE (MVC TV) 7 p.m.

Sat 15 * at Southern Illinois (CBSSN) 1 p.m.

Wed 19 * MISSOURI STATE (MVC TV) 7 p.m.

Sat 22 * at Valparaiso (ESPN+) 7 p.m.

Wed 26 * at Illinois State (CBSSN) 6 p.m.

Sat 29 * LOYOLA (MVC Wildcard) TBA

March

5-8 State Farm MVC Tournament

* - Missouri Valley Conference Game

~ - Rocket Mortgage Fort Myers Tip-Off (at Carver Arena)

^ - Rocket Mortgage Fort Myers Tip-Off (Fort Myers, Fla.)

BRADLEY		
4-2, 0-0 MVC record		
Brian Wardle head coach	157-142 career record	0-0 record vs. ks

VS

KANSAS STATE		
4-1, 0-0 Big 12 record		
Bruce Weber head coach	467-245 career record	6-8 record vs. bu

BRADLEY VS. KANSAS STATE

Fort Myers, Fla. • Suncoast Credit Union Arena
Wednesday, Nov. 27 • 5 p.m. CT

TELEVISION

Station: FS1
Play-by-Play Dave Ryan
Analyst Bill Rafferty

RADIO

Flagship Station 1470 WMBD
Play-by-Play Dave Snell
Analyst Chad Kleine
Braves Plus Pregame Dan DiOrio

SERIES HISTORY

Overall Kansas State, 3-2
at Neutral Site Bradley, 1-0
Under Brian Wardle First Meeting
Last Meeting Kansas State 50, BU 47 (12/9/14)
] Last 10 Games Kansas State, 3-2

MEDIA INFORMATION

Basketball SID Jason Veniskey
Office (309) 677-3636
Cell (585) 615-5316
E-mail jveniskey@bradley.edu

The Bradley Athletic Communications staff is available to assist home and visiting media. Contact Jason Veniskey for credentials, releases, statistics or general basketball info and for assistance arranging interviews with players and/or coaches.

Bradley looks to rebound after its four-game winning streak was snapped, playing Kansas State in the third-place game at the Rocket Mortgage Fort Myers Tip-Off. Game time is set for 5 p.m. CT on Wednesday.

KEY BRAVES NUMBERS

5

Bradley has lost its last five matchups with the Big 12 Conference.

5.8

Darrell Brown ranks 32nd in the NCAA with 5.8 assists per game this season.

14.3

Bradley ranks 15th nationally with 14.3 offensive rebounds per game, while Elijah Childs and Koch Bar are both 13th with 4.00 per game.

15.7

In neutral site tournaments, Elijah Childs is averaging 15.7 points the last two years (was MVP of two tournaments).

24.5

BU is allowing 24.5 more points in losses (82.0) compared to its wins (57.5) this season.

32

Darrell Brown ranks 19th in the country with 32 made free throws this year, while also placing 18th among active players with 367 career makes.

BRADLEY'S LAST GAME STARTERS






				
5 BROWN Sr • G	0 KINGSBY Jr • G	25 KENNELL Sr • G	10 CHILDS Jr • F	12 BAR Sr • F/C
13.7 PPG	7.3 PPG	11.2 PPG	13.0 PPG	9.5 PPG
5.8 APG	2.0 APG	2.0 APG	9.2 RPG	8.7 RPG
30.3 FG%	1.1 SPG	47.1 FG%	1.0 BPG	0.8 BPG
34.5 3P%	3.2 RPG	40.6 3P%	49.3 FG%	55.3 FG%

PHOTO ROSTER



0 Danya Kingsby
Jr • G • 6-1 • 180
Milwaukee, Wis.

1 Ari Boya
So • F/C • 7-1 • 240
Douala, Cameroon

2 Antonio Thomas
Fr • G • 6-2 • 190
Memphis, Tenn.



3 Stephan Gabriel
Fr • G/F • 6-7 • 225
Irvington, N.J.

4 Terry Nolan Jr.
Jr • G • 6-4 • 190
Baltimore, Md.

5 Darrell Brown Jr.
Sr • G • 5-10 • 190
Memphis, Tenn.



10 Elijah Childs
Jr • F • 6-7 • 225
Kansas City, Mo.

12 Koch Bar
Sr • F/C • 6-11 • 225
Abyei, South Sudan


13 Sean Houpt
Fr • G • 6-4 • 195
Danville, Ill.



14 Riley Burger
Fr • G/F • 6-5 • 195
Orono, Minn.

21 Kevin McAdoo
Jr • G • 6-2 • 180
Pontiac, Mich.

22 Ja'Shon Henry
So • F • 6-6 • 225
Saskatoon, Saskatchewan



23 Ville Tahvanainen
Fr • G • 6-4 • 205
Helsinki, Finland

25 Nate Kennell
Sr • G • 6-6 • 210
Metamora, Ill.

51 Rienk Mast
Fr • F • 6-9 • 230
Groningen, Netherlands

2019-20 BRADLEY BRAVES ROSTER

#	Name	Pos	Yr	Ht	Wt	Hometown/Last School
0	Danya Kingsby	G	Jr.	6-1	180	Milwaukee, Wis./Southern Idaho
1	Ari Boya	F/C	So.	7-1	240	Douala, Cameroon/Scotland Prep
2	Antonio Thomas	G	Fr.	6-2	190	Memphis, Tenn./East
3	Stephan Gabriel	G/F	Fr.	6-7	225	Irvington, N.J./Sequoia Choice
4	Terry Nolan Jr. *	G	Jr.	6-4	190	Baltimore, Md./George Washington
5	Darrell Brown Jr.	G	Sr.	5-10	190	Memphis, Tenn./Germantown
10	Elijah Childs	F	Jr.	6-7	225	Kansas City, Mo./Lee's Summit West
12	Koch Bar	F/C	Sr.	6-11	230	Abyei, South Sudan/Arlington Country Day
13	Sean Houpt	G	Fr.	6-4	195	Danville, Ill./Danville
14	Riley Burger	G/F	Fr.	6-5	195	Orono, Minn./Totino-Grace
21	Kevin McAdoo *	G	Jr.	6-2	180	Pontiac, Mich./Eastern Michigan
22	Ja'Shon Henry	F	So.	6-6	225	Saskatoon, Canada/Athol Murray College of Notre Dame
23	Ville Tahvanainen	G	Fr.	6-4	205	Helsinki, Finland/Helsinki Basketball Academy
25	Nate Kennell	G	Sr.	6-6	210	Metamora, Ill./Metamora Township
51	Rienk Mast	F	Fr.	6-9	230	Groningen, Netherlands/Donar Groningen

* - sitting out the 2019-20 season due to NCAA transfer rules

BRADLEY COACHING STAFF



Brian Wardle
Head Coach
Marquette '01
157-142 overall record (10th year)
62-77 at Bradley (Fifth year)



Drew Adams
Assistant Coach
5th year at BU
Tennessee '09



Mike Bargin
Assistant Coach
5th year at BU
Marquette '99



Jimmie Foster
Assistant Coach
5th year at BU
South Dakota '02



Julian Springer
Director of
Operations
1st year at BU
Southern Illinois '05



Kristof Kendrick
Player Development/
Video Operations
1st year at BU
W. Michigan '17

PRONUNCIATION GUIDE

Name	Pronunciation
Koch Bar	KOTCH
Stephan Gabriel	STEF-in
Ja'Shon Henry	juh-SHAWN
Sean Houpt	HOWP
Nate Kennell	ka-NELL
Danya Kingsby	DAN-yay
Rienk Mast	RINK MUSST
Ville Tahvanainen	vee-LAY TAH-va-nine-in

BY THE NUMBERS

Bradley		Stats	Kansas State
71.0	<<<	Scoring	64.2
41.6	<<<	FG Pct	40.9
31.9	<<<	3FG Pct	30.2
72.3	<<<	FT Pct	61.8
38.3	<<<	Rebounds	34.8
14.7	<<<	Assists	14.2
12.0	<<<	Turnovers	13.8
65.7		Scoring Def.	>>> 55.6
41.9		FG% Def.	>>> 38.4
28.6		3FG% Def.	>>> 24.0
3.3	<<<	Blocks	2.0
5.3		Steals	>>> 9.6

SERIES FACTS & FIGURES

All-Time Series Kansas State, 3-2
at Bradley Tied, 1-1
at Kansas State Kansas State, 2-0
Neutral Site Bradley, 1-0
Postseason..... Bradley, 1

Current Streak Kansas State, 3
Last 10 Games Kansas State, 3-2

Bradley Superlatives

Most Points 72, 11/25/95
Fewest Points Allowed 41, 3/1/47
Largest Win 7, 3/1/47

Kansas State Superlatives

Most Points 75, 11/25/95
Fewest Points Allowed 47, 12/9/14
Largest Win 12, 12/7/96

SERIES RESULTS

3/1/47	H	W, 48-41	12/7/96	H	L, 61-73
3/15/74	N	W, 68-64	12/9/14	A	L, 47-50
11/25/95	A	L, 72-75			

BRAVES VS. KANSAS STATE

No.	Player	GP	Pts	Reb	Asst	Other
0	Danya Kingsby	0	--	--	--	--
1	Ari Boya	0	--	--	--	--
2	Antonio Thomas	0	--	--	--	--
3	Stephan Gabriel	0	--	--	--	--
5	Darrell Brown	0	--	--	--	--
10	Elijah Childs	0	--	--	--	--
12	Koch Bar	0	--	--	--	--
13	Sean Houpt	0	--	--	--	--
14	Riley Burger	0	--	--	--	--
22	Ja'Shon Henry	0	--	--	--	--
23	Ville Tahvanainen	0	--	--	--	--
25	Nate Kennell	0	--	--	--	--

FORT MYERS TIP-OFF

- Bradley and Kansas State are meeting for third place at the Rocket Mortgage Fort Myers Tip-Off on Wednesday night.
- Kansas State fell to Pitt, 63-59, in Monday's action before Bradley lost to Northwestern, 87-51.

ABOUT THE BRAVES

- Bradley saw its four-game winning streak snapped on Monday to Northwestern. The Braves are now 4-2 in 2019-20.
- Three Braves are averaging in double figures as **Darrell Brown** leads BU with 13.7 points and 5.8 assists per game.
- Elijah Childs** is second on the team with 13.0 points, while leading the Braves with 9.2 rebounds.
- Nate Kennell** adds 11.2 points per game, shooting a team-best 40.6 from 3-point range.
- The Braves are averaging 71.0 points per game, while allowing 65.7.

SERIES HISTORY

- Bradley and Kansas State have played five prior times with the Wildcats holding a slight 3-2 advantage against the Braves.
- Kansas State has won the last three meetings with the schools last playing in 2014 – a 50-47 victory for the Wildcats.
- Bradley's last win in the series came in 1974 during the Commissioner's Classic in St. Louis.

BRAVES VERSUS BIG 12

- Bradley is 3-7 against the Big 12 since the league was formed prior to the 1996-97 campaign.
- The Braves have lost their last five meetings with their most recent matchup during the 2016-17 campaign at TCU.
- Bradley's most recent win versus the conference was a 65-56 win against Iowa State in 2007.

ABOUT THE WILDCATS

- Kansas State saw its four-game winning streak to start the year snapped with its loss to Pittsburgh on Monday.
- Xavier Sneed leads the Wildcats with 14.4 points per game to go with 5.2 boards.
- Cartier Diarra is second with 12.6 points, adding a team-leading 6.6 assists per game.
- Makol Mawien adds 8.4 points, while collecting a team-best 5.4 rebounds.
- Kansas State is averaging 64.2 points, while allowing just 55.6 points defensively.

TOURNAMENT LEADER

- Elijah Childs** has saved his best during Bradley's regular-season and postseason tournaments.
- In last two years, Childs has averaged 15.7 points on 54.5 percent shooting, 7.3 boards and 2.1 blocks in seven neutral-site tournament games.

- Childs was named the MVP of both the Cancun Challenge and MVC Tournament a season ago before scoring 19 points in the NCAA Tournament versus Michigan State.
- The junior led Bradley with 14 points, seven boards and three rebounds on Monday versus Northwestern.

DEFENSE THE KEY TO BU VICTORIES

- Bradley's defensive effort has determined its success during the 2019-20 season.
- The Braves are allowing just 57.5 points in their four wins this season but have surrendered 82.0 in their two losses.

Defensive Stats	Wins	Losses
Games Played	4	2
Opp. Points Per Game	57.5	82.0
Opp. Field Goal Pct.	39.0	47.1
Opp. 3-Point Pct.	27.1	31.4
Opp. Points in Paint	20.5	34.0

- Bradley has not allowed more than 61 points in any of its victories but has allowed at least 78 in its two setbacks.

CLEANING THE GLASS

- The Braves have dominated on the glass so far this season, especially on the offensive end.
- Bradley ranks 15th nationally by collecting 14.3 offensive rebounds per game, while placing second in the Valley with 38.3 rebounds per game.
- Bradley totaled 23 offensive rebounds at Saint Joseph's on Nov. 5 – its most since grabbing 25 against Little Rock on Dec. 22, 2014.
- Elijah Childs** and **Koch Bar** are tied for 13th nationally with 4.00 offensive boards per game. Childs is also 65th in the NCAA with 9.2 rebounds per game, while Bar is 91st at 8.7.

GETTING TO THE LINE

- Senior **Darrell Brown** has led the Braves' cause to get to the free throw line.
- The senior currently ranks in the top 25 nationally in both free-throw makes and attempts, ranking 19th with 32 makes and 22nd with 42 attempts.
- In fact, Brown is the active leader in the Valley and ranks 18th nationally among active players with 367 career free-throws made.

SENIOR LEADERSHIP

- Senior **Koch Bar** is enjoying his best season in the Bradley Red & White in his final campaign.
- Bar is averaging career-best totals with 9.5 points and 8.7 rebounds per game during his senior season.
- He entered the 2019-20 campaign with career averages of 5.5 points and 4.4 boards and posted 5.7 points and 4.3 rebounds as a junior.
- The senior currently ranks third in the Valley with his 8.7 rebounds per game.

BRADLEY QUICK FACTS

Location	Peoria, Ill.
Founded	1897
Enrollment	5,400
Nickname	Braves
Colors	Red & White
Conference	Missouri Valley Conference
President	Gary R. Roberts
Director of Athletics	Dr. Chris Reynolds
Official Website	BradleyBraves.com

HOME COURT

Arena	Carver Arena
Capacity	11,092
Opened	1982
Press Row Phone	(309) 680-3795

TEAM INFORMATION

2018-19 Final Record	20-15 (.571)
MVC Record/Finish	9-9 / t-5th
MVC Tournament	3-0
Lettermen Returning/Lost	6/7
Starters Returning/Lost	3/2
Newcomers	9
Twitter	@bradleyumbb

BRADLEY HISTORY

First Season	1902-03
All-Time Record	1,671 - 1,203 (.581)
All-Time MVC Record	561 - 495 (.531)
MVC Regular-Season Titles	Seven
	1950, 1962 (shared), 1980, 1982, 1986, 1988, 1996
MVC Tournament Titles	Three
	1980, 1988, 2019
NCAA Tournaments	Nine
	1950, 1954, 1955, 1980, 1986, 1988, 1996, 2006, 2019
NCAA Final Fours	Two
	1950, 1954
IIAC Championships	Three
	1926, 1930, 1937
NIT Appearances	21
	1938, 1939, 1947, 1949, 1950, 1957, 1958, 1959, 1960, 1962, 1964, 1965, 1968, 1982, 1985, 1994, 1995, 1997, 1999, 2001, 2007
NIT Championships	Four
	1957, 1960, 1964, 1982
Other Postseason Tournaments	Six
	1930 National AAU Tournament (0-1)
	1951 National Campus Tournament (2-1, 2nd)
	1974 Commissioner's Classic (1-1)
	2008 College Basketball Invitational (4-2, 2nd)
	2009 CollegeInsider.com Tournament (3-1, 2nd)
	2013 CollegeInsider.com Tournament (2-1)

DEPTH IN SCORING

- One key for BU on offense is its depth of options.
- Three different Braves are currently averaging in double figures with two additional players scoring at least nine points. BU has not had at least three players score 10 points a game since 2013-14.
- In three of Bradley's six games this season, five Braves have scored in double figures.

TURNING POINT

- Bradley has controlled the turnover battle so far in 2019-20.
- BU has committed just 72 turnovers in five games, while forcing its opponents into 93 miscues.
- Overall, BU is 61st nationally with 12.0 turnovers per game, 199th with 15.5 turnovers forced per game and 72nd with a turnover margin of +3.5.

SHARING THE BALL

- Not only are the Braves not turning the ball over, but they are sharing it well.
- Bradley ranks 112th nationally with 14.7 per game after averaging 12.1 a season ago. BU is also 68th in the country with a 1.22 assist-to-turnover ratio.
- Senior **Darrell Brown** leads BU with 5.8 assists per game, ranking 32nd in the country.
- Brown has recorded at least five assists in 5-of-6 games – the first Brave with a five-game run of at least five helpers since Daniel Ruffin in 2007-08.

OH HENRY!

- Sophomore **Ja'Shon Henry** is more than doubling his production in 2019-20.
- Henry has scored in double figures in 3-of-5 games he has played this season. Last year, he had three games of at least 10 points in 29 games played.
- Overall, Henry is averaging 9.2 points per game off the bench – shooting 48.5 percent with 4.6 rebounds per game. He posted 4.2 points and 2.4 boards last season as a rookie.

Henry's Stats	2018-19	2019-20
Games Played	29	5
Minutes Played	12.1	23.2
Points Per Game	4.2	9.2
Rebounds Per Game	2.4	4.6

- The improvement shouldn't be a surprise as Henry totaled 6.7 points in the final 12 games of his rookie campaign after averaging 2.5 in the first 23.

CHILDS ON LOU HENSON WATCH LIST

- Junior **Elijah Childs** was named to the Lou Henson Award Preseason Watch List.
- The award is presented annually to the nation's top Division I mid-major player.
- Childs is second on the team with 13.0 points per game this season, while leading the Braves with 9.2 boards and six total blocks.
- The junior is one of three players from the Valley to earn the recognition, joining AJ Green (Northern Iowa) and Cameron Krutwig (Loyola).

NO LEAD IS SAFE

- Faced with its first halftime deficit of the season on Nov. 16, Bradley picked up where it left off last season and rallied for victory versus UIC.
- In 2018-19, the Braves led the Valley with eight halftime rallies – three more than any other school in the conference and the team's most since also recording eight in 1987-88.
- In fact, BU has won seven of its last eight games when trailing by single digits at the half.

Last 8 Single-Digit Halftime Deficits

Date	Opponent	Halftime	Final
Dec. 4	at Little Rock	21-27	W, 68-62
Dec. 22	Southeastern Louisiana	27-28	W, 63-60
Jan. 20	at Southern Illinois	20-26	W, 57-54
Jan. 30	at Evansville	34-36	W, 81-73
Feb. 13	Loyola	22-26	W, 61-54
Feb. 19	at Drake	36-42	L, 68-77
March 8	vs. Missouri State	22-29	W, 61-58
Nov. 16	UIC	25-33	W, 65-56

EXPERIENCED LINEUP

- The Braves feature a veteran lineup in 2019-20.
- Bradley's upperclassmen have combined to record 77.0 percent of points, 75.1 percent of rebounds, 83.0 percent of assists, 65.0 percent of blocks and 90.6 percent of steals.

Class Stats	Pts	Rebs	Assts	Blks	Stls
Freshmen	42	24	10	0	0
Sophomores	57	28	5	7	3
Juniors	122	74	20	7	10
Seniors	206	83	53	6	19

DEFENSIVE STRENGTH

- Bradley has proven to be one of the top defensive teams in the MVC during the last two seasons.
- One year after owning the nation's 15th-ranked scoring defense (64.7 points), Bradley finished 35th of 353 schools last season, allowing 65.3 points per game.
- The team's defensive strength was crucial during its MVC Tournament run, allowing only 54.3 points in the three victories.
- The Braves are continuing that trend in 2019-20, allowing just 65.7 points per game.

FORCING THE TOUGH SHOTS

- One reason for Bradley's strong defensive start to the year is the team's ability to force teams to shoot from distance.
- Bradley's six opponents are shooting 44.7 percent of their field goals from 3-point range – the 35th-highest rate in the country (national average is 37.5 percent).
- BU has also allowed its foes to make only 28.6 percent of their 3-point shots – 74th-best in the country.

HEAD COACH BRIAN WARDLE

- Named the 14th head coach in Bradley men's basketball history on March 28, 2015.
- Led a complete rebuild of the BU program that resulted in taking the team from a last place finish the year before he arrived to conference champions in his fourth season.
- Became the third Bradley coach to lead the Braves to a Missouri Valley Conference Tournament title in 2019, ending a 31-year drought for BU.
- Also led BU to the 2019 Cancun Challenge title becoming the first Bradley team to win two tournaments in the same year.
- Prior to joining the Braves, Wardle compiled a 95-65 (.594) overall record in his five seasons at Green Bay, which culminated with back-to-back 24-win seasons and the 2013-14 Horizon League regular-season title.
- Wardle was the youngest head coach in NCAA Division I basketball when he took over at Green Bay program in 2010 at age 30.
- Prior to taking over as head coach at Green Bay, spent the previous five seasons (2005-10) as a Phoenix assistant and two years (2003-05) as Director of Ops at Marquette.
- As a player, Wardle scored 1,690 career points at Marquette, currently eighth on the school's career scoring list.
- Led the Golden Eagles in scoring in each of his final three seasons (1998-01).

PERSONAL

Born: Oct. 9, 1979 (39) in Wilmette, Ill.

Wife: Licia

Children: Mya, Emery and Davin

Education: Marquette '01 (Communication Studies)

YEAR-BY-YEAR COACHING RECORD

Year	Head Coach	All	Conf.	Pl.
2010-11	Green Bay	14-18	8-10	7th
2011-12	Green Bay	15-15	10-8	t-6th
2012-13	Green Bay	18-16	10-6	t-3rd
2013-14	Green Bay	24-7	14-2	1st
2014-15	Green Bay	24-9	12-4	2nd
2015-16	Bradley	5-27	3-15	9th
2016-17	Bradley	13-20	7-11	t-6th
2017-18	Bradley	20-13	9-9	5th
2018-19	Bradley	20-15	9-9	t-5th
2019-20	Bradley	4-2	0-0	--
Bradley Totals		62-77	28-44	
Green Bay Totals		95-65	54-30	
Career Totals		157-142	82-74	

COACHING AWARDS

- * 2014 Skip Prosser Man of the Year *
- * 2014 NABC District 12 Coach of the Year *
- * 2014 Horizon League Coach of the Year *

DUO NAMED PRESEASON ALL-MVC

- Bradley landed two players on the Preseason All-Missouri Valley Conference Team for the first time since 2013.
- Darrell Brown** was named to the first team after leading BU in scoring (14.8 ppg), assists (11), steals (33) and 3-point shooting (79 made on 44.4% shooting).
- Elijah Childs** earned second-team accolades after ranking second on the team with 12.4 points and leading BU with 7.8 boards and 50 total blocks.

BRAVES SLATED SECOND

- In addition to Bradley's two individual preseason accolades, the Braves were selected second in the annual preseason poll by coaches, SIDs and media.
- It marks the Braves' highest selection in the poll in 12 years since also being picked second prior to the 2007-08 campaign.

2018-19 RECAP

- Bradley finished the 2018-19 season with a 20-15 record, winning the school's third Missouri Valley Conference Tournament and first in 31 years.
- After earning the five seed for Arch Madness, the Braves defeated No. 4 Missouri State, No. 1 Loyola and No. 6 Northern Iowa en route to the title.
- Darrell Brown** led the Braves with 14.8 points and 3.2 assists per game. He also made a team-leading 44.4 percent of his 3-pointers (79-178).
- Elijah Childs** was second on BU with 12.4 points per game, while leading the Braves in rebounding at 7.8 per game.

BACK-TO-BACK 20 WIN SEASONS

- With its run in the MVC Tournament, Bradley earned 20 wins for the second-straight season.
- It is just the fifth time in school history that Bradley has had a run of consecutive 20-win campaigns, joining the 1946-51, 1956-62, 1993-96 and 2005-09 BU teams.

RETURNING BRAVES

- The Braves return six letterwinners from their championship team, including their top three scorers and five of its top seven from last season.
- It is the first time since the 2005-06 team that advanced to the Sweet 16 that three Braves will suit up one year after averaging at least nine points the previous season (**Darrell Brown**, **Elijah Childs** and **Nate Kennell**).
- Also returning for BU is three frontcourt players – **Koch Bar**, **Ari Boya** and **Ja'Shon Henry**.

BU WELCOMES NINE NEWCOMERS

- Along with its six returning letterwinners, Bradley welcomes seven scholarship players.
- Joining the BU backcourt for 2019-20 is LSU transfer **Danya Kingsby** plus freshmen **Stephan**

Gabriel, **Ville Tahvanainen** and **Antonio Thomas**.

The lone frontcourt newcomer is **Rienk Mast**.

- Junior transfers **Kevin McAdoo** and **Terry Nolan** will sit out the season due to NCAA transfer rules.
- Freshman **Riley Burger** and **Sean Houpt** also join the BU roster as walk-ons.

TRIO OF HONOREES RETURN

- The Braves return three players who collected Valley postseason honors last season.
- Darrell Brown** was named to the All-MVC Second Team after leading BU with 14.8 points.
- A third-team All-MVC honoree and Arch Madness Most Outstanding player, **Elijah Childs** averaged 12.4 points, while leading BU with 7.8 rebounds.
- Finally, **Nate Kennell** was named MVC Sixth Man of the Year after averaging 9.3 points per game off the bench in 2018-19.

EXHIBITION RECAP

- Bradley defeated Millikin in its exhibition game, 91-52, on Oct. 29 to start the 2019-20 campaign.
- The 91 points scored by the Braves are their most in a preseason exhibition game since a 105-82 win against Quincy prior to the 2007-08 season.
- Freshman **Ville Tahvanainen** led BU with 18 points – making 7-of-9 field goals and 4-of-5 3-pointers.

VALLEY LEADERS

- The Braves feature a number of players that rank among the active leaders in the MVC.
- Darrell Brown** leads the Valley in points, free throws and assists, while **Elijah Childs** leads the league in rebounds and blocks.

MVC Points Leaders	School	Points
1. Darrell Brown	Bradley	1,447
2. Jordan Barnes	Indiana State	1,268
3. Cameron Krutwig	Loyola	1,001
4. Tyreke Key	Indiana State	891
5. Nate Kennell	Bradley	877

MVC 3-Point Leaders	School	3PM
1. Jordan Barnes	Indiana State	233
2. Darrell Brown	Bradley	184
3. Nate Kennell	Bradley	178

MVC Free Throw Leaders	School	FTM
1. Darrell Brown	Bradley	367
2. K.J. Riley	Evansville	329

MVC Rebound Leaders	School	Reb.
1. Elijah Childs	Bradley	531
2. Cameron Krutwig	Loyola	515
3. Koch Bar	Bradley	485

MVC Block Leaders	School	Blocks
1. Elijah Childs	Bradley	102
2. Koch Bar	Bradley	100
3. Cameron Krutwig	Loyola	67

MVC Assists Leaders	School	Assists
1. Darrell Brown	Bradley	375
2. Jordan Barnes	Indiana State	296

SPECIALTY STATS

Opp.	Paint	Off TO	2nd Ch	Fast Br	Bench
St. Joe's	28	21	17	15	18
IUPUI	42	18	18	10	17
UIC	34	18	13	6	20
Norfolk St.	30	19	12	8	12
Radford	24	14	16	2	18
Northwestern	22	9	3	11	13
TOTAL	180	99	79	52	98
Avg	30.0	16.5	13.2	8.7	16.3

LARGEST LEADS & DEFICITS

Victory	34, vs. IUPUI (11/9)
Defeat	27, vs. Northwestern (11/25)
Lead	38, vs. IUPUI (11/9)
Lead Blown	8, at Saint Joseph's (11/5)
Lead in Loss	8, at Saint Joseph's (11/5)
Halftime Lead	24, vs. IUPUI (11/9)
Halftime Lead Blown ...	2, at Saint Joseph's (11/5)
Halftime Lead in Loss ...	2, at Saint Joseph's (11/5)
Deficit	30, vs. Northwestern (11/25)
Deficit Overcome	8, vs. UIC (11/16)
Deficit in Win	8, vs. UIC (11/16)
Halftime Deficit	18, vs. Northwestern (11/25)
Halftime Deficit Overcome	8, vs. UIC (11/16)
Halftime Deficit in Win	8, vs. UIC (11/16)

ACTIVE CAREER LEADERS

Games Played	Darrell Brown	106
.....	Nate Kennell	106
Games Started	Darrell Brown	103
.....	Koch Bar	72
Minutes	Darrell Brown	3,415
.....	Nate Kennell	2,574
Points	Darrell Brown	1,447
.....	Nate Kennell	877
3-Pointers	Darrell Brown	184
.....	Nate Kennell	178
Rebounds	Elijah Childs	531
.....	Koch Bar	485
Assists	Darrell Brown	375
.....	Nate Kennell	192
Blocks	Elijah Childs	102
.....	Koch Bar	100
Steals	Darrell Brown	88
.....	Nate Kennell	64
Field Goal Pct.	Ja'Shon Henry	51.7
.....	Koch Bar	50.4
3-Point Pct.	Nate Kennell	39.6
.....	Darrell Brown	39.2
FT Pct.	Darrell Brown	77.4
.....	Nate Kennell	71.7

MISSOURI VALLEY CONFERENCE STANDINGS

School	MVC			Overall			Home	Away	Neutral
	W	L	Pct.	W	L	Pct.			
Northern Iowa	0	0	.000	6	0	1.000	5-0	1-0	0-0
Drake	0	0	.000	5	2	.714	4-0	0-1	1-1
Bradley	0	0	.000	4	2	.667	4-0	0-1	0-1
Evansville	0	0	.000	4	3	.571	2-1	1-0	1-2
Valparaiso	0	0	.000	4	3	.571	2-0	1-1	1-2
Loyola	0	0	.000	3	3	.500	3-1	0-1	0-1
Missouri State	0	0	.000	3	4	.429	2-1	0-1	1-2
Illinois State	0	0	.000	2	4	.333	2-1	0-0	0-3
Indiana State	0	0	.000	2	4	.333	0-1	0-2	2-1
Southern Illinois	0	0	.000	2	4	.333	1-1	0-1	1-2

BROWN AMONG THE BRADLEY BEST

- Senior **Darrell Brown** ranks among the best to wear the Bradley Red & White.
- Brown currently ranks 17th in school history with 1,447 career points. He is also 33rd among all active NCAA players nationally with his total.

All-Time Scoring Leaders	Years	Points
1. Hersey Hawkins	1984-88	3,008
2. Mitchell Anderson	1978-82	2,341
3. Roger Phegley	1974-78	2,064
4. Chet Walker	1959-62	1,975
5. Paul Unruh	1946-50	1,822
6. Joe Allen	1965-68	1,763
7. Walt Lemon, Jr.	2010-14	1,721
8. Voise Winters	1981-85	1,714
9. Phillip Gilbert	2000-04	1,689
10. Anthony Parker	1993-97	1,683
11. Andrew Warren	2006-11	1,621
12. Gene Melchiorre	1947-51	1,608
13. L.C. Bowen	1966-69	1,516
14. Marcellus Sommerville	2003-06	1,493
15. Deon Jackson	1992-96	1,491
16. Rob Dye	1996-00	1,453
17. Darrell Brown	2016-	1,447
18. Jim Caruthers	1972-76	1,425
19. James Gillingham	2000-04	1,416
20. Al Smith	1966-71	1,408

- If Brown replicates his 517-point season from a year ago, he will finish with 1,882 career points – ranking fifth in school history.

A LEADER FROM THE START

- Not only is Brown one of the top scorers in Bradley history but he has also done it right from the start.
- Brown led the Braves in scoring as a freshman (12.6 points), sophomore (13.5) and junior (14.8).
- He is just the third player in school history to lead the team in scoring as a freshman, sophomore and junior – joining Paul Unruh and Mitchell Anderson.

WHAT CAN BROWN DO FOR YOU?

- Darrell Brown** isn't only a scorer for the Braves.
- Brown has led Bradley in assists in 66-of-106 career games, ranking 32nd nationally with 5.8 assists per game this season.

- Brown has led Bradley in scoring 41 times during his career and in both points and assists on 25 occasions.

MILESTONE WATCH

- Two Braves look to join **Darrell Brown** in Bradley's 1,000-point club this season.
- Senior **Nate Kennell** has scored 877 career points and is just 123 points shy of 1,000.
- Junior **Elijah Childs** has 790 points in his first two-plus seasons on campus. He is looking to become the 19th player to score 1,000 points before the end of his junior season.

3-POINT DUO

- Seniors **Darrell Brown** and **Nate Kennell** are two of the best 3-point shooters in school history.
- Brown currently ranks seventh in school history with 184 made triples, while Kennell is 10th with 178 3-pointers.

3-Point Leaders	3PM	3-Point Leaders	3PM
1. Jeremy Crouch	262	6. Sam Maniscalco	185
2. Aaron Zobrist	233	7. Darrell Brown	184
3. Andrew Warren	225	8. Daniel Ruffin	183
4. Phillip Gilbert	223	9. Rob Dye	182
5. Anthony Parker	195	10. Nate Kennell	178

- Last season, Brown made 79 triples – the eighth-best mark in school history. Kennell was second on the team with 65 made 3-pointers.
- Brown has made 10-of-29 3-point field goals in the first three games, while Kennell is 13-for-32.

BLOCK PARTY

- A key to Bradley's strong defense is the team's rim protectors in the middle.
- The Braves currently feature two of their top shot blockers in school history on the roster.
- Elijah Childs** ranks fifth with 102 career blocks, while **Koch Bar** is sixth with 100 rejections.

Block Leaders	Blocks	Block Leaders	Blocks
1. Donald Powell	180	5. Elijah Childs	102
2. Adebayo Akinkunle	154	6. Koch Bar	100
3. Patrick O'Bryant	147	7. Jeffrey Rabey	90
4. Mitchell Anderson	108	8. Danny Granger	89

COACHING CONSISTENCY

- Fifth-year head coach **Brian Wardle** has had some help rebuilding the Bradley program.
- Assistant coaches **Drew Adams**, **Mike Barga** and **Jimmie Foster** also enter their fifth season on the BU sideline.
- Bradley is one of just seven schools nationally to keep its coaching staff completely intact over the last five years – joining Michigan State (10 years), Albany (8), West Virginia (8), Kansas (6), Oregon (6) and Mississippi State (5).

DUO SIGNS NLI

- On Nov. 13, Bradley signed a pair of players to National Letters of Intent.
- Two 6-9 forwards in **Darius Hannah** (Milwaukee, Wis.) and **Connor Linke** (St. Charles, Ill.) will join the Braves for the 2019-20 season.

TOUGH NON-CONF. SCHEDULE

- The Braves face one its most difficult non-conference schedules in years.
- Bradley's non-conference opponents posted a .566 winning percentage last season, making it BU's most difficult since the 1998-99 team played teams with a combined .588 percentage.

Toughest Non-Conference Since 2000	Win Pct.
1. 2019-20 Season	.566
2. 2002-03 Season	.564
3. 2003-04 Season	.560
4. 2006-07 Season	.557
5. 2007-08 Season	.551

NINE GAMES ON NATIONAL TV

- Bradley will feature at least nine times on national television during the 2019-20 campaign.
- During the non-conference season, Bradley's two games at the Rocket Mortgage Fort Myers Tip-Off will be on FS1, while the team's game at Memphis will air on CBS Sports Network.
- During the Valley season, Bradley is set to feature at least twice on ESPN2, once on ESPNU and twice on CBS Sports Network.
- Bradley's home game versus Evansville will also air on either ESPNU or CBS Sports Network, with the season finale versus Loyola eligible to be picked up by either ESPN2 or CBS Sports Network.

ALL IN THE FAMILY

- Four Braves have family connections in NBA and college basketball.
- Senior **Darrell Brown** is the godson of former NBA All-Star and current Memphis head coach, Penny Hardaway.
- Senior **Nate Kennell** is the cousin of Aaron Zobrist, who played for the Braves from 1993 to 1997 and is in the school's Hall of Fame.
- **Kevin McAdoo's** dad, also named Kevin, is the all-time leader in assists at Detroit Mercy (615).

- The brother of **Ville Tahvanainen**, Joonas played two years at Division I Utah Valley and is now on the roster at Westminster College.

A TALL ORDER

- At 7-1, sophomore **Ari Boya** is one of 11 players nationally who is taller than 7-feet.
- Boya is tied for the tallest player in school history with Nate Wells (2011-15), Brayden Heemskerck (2001-06) and James Baptist (1993-96).

INTERNATIONAL FLAVOR

- Bradley's 15-man roster includes players from six total countries and eight states.

Countries	States
United States (10)	Illinois (2)
Canada (1)	Maryland (1)
Cameroon (1)	Michigan (1)
Finland (1)	Minnesota (1)
Netherlands (1)	Missouri (1)
South Sudan (1)	New Jersey (1)
	Tennessee (2)
	Wisconsin (1)

- The Braves' five international players are tied for the ninth-most nationally, while their six total nations represented are third in the NCAA – behind only Davidson and Loyola Marymount (seven each).
- Bradley has had at least four international players in all five seasons under Coach Wardle, averaging 5.0 per season.

BIG MEDIA NUMBERS

- **Dave Snell** is in his 41st season (9th-longest streak in the NCAA) as the radio Voice of the Braves and has worked on 1,255 BU game broadcasts, all in succession, on 1470 WMBD since taking over play-by-play duties for the 1979-80 season.

Longest NCAA Play-by-Play	School	Years
1. Ray Goss	Duquesne	52
2. Bill Hillgrove	Pittsburgh	51
3. Art Challis	Southern Utah	46
Rich Chvotkin	Georgetown	46
Gene Deckerhoff	Florida State	46
Don Fischer	Indiana	46
7. Dave Nitz	Louisiana Tech	45
8. John Cox	Southern Miss	42
9. Dave Snell	Bradley	41
Mike Reis	Southern Ill.	41
Johnny Holliday	Maryland	41

- Bradley Athletics Hall-of-Famer **Paul Herzog** is in his 43rd season as Bradley Basketball's public address announcer and he has been at the mic for 639 Braves home games.

KABOOM!

- Bradley's mascot since 2014 is a gargoyle named **Kaboom!**
- Kaboom! is modeled after The Thinker, one of four gargoyles that sit atop the Hayden-Clark Alumni Center on campus.

- The mascot received its name from Bradley Hall of Fame radio announcer, **Dave Snell**. Since 1979, Snell calls out "Kaboom!" after each Bradley slam dunk.

ACADEMIC SUCCESS

- The Bradley Basketball team's cumulative grade point average has remained better than 3.0 for each of the last 15 consecutive semesters.
- Last year, a school-record six Braves were named to the NABC Honors Court as BU was one of just five schools with six honorees nationally.
- Bradley also had a school-record five MVC Scholar-Athletes last year – **Koch Bar**, **Elijah Childs**, **Nate Kennell**, **Dwayne Lautier-Ogunleye** and **Luuk van Bree**.

FAN LOYALTY

- The Braves have ranked among the league's top three in average attendance in each of the past 25 seasons, peaking at 10,178 in 1999-00.
- Bradley has led the MVC the last two seasons in attendance, finishing first last year with an average of 5,429.
- Through three home games in 2019-20, Bradley is second in the Valley with 5,227 fans per game – Evansville is first at 5,426.

Opponent	Score	1H	2H	OTs	FGM	FGA	PCT.	3PM	3PA	PCT.	FTM	FTA	PCT.	OFF	DEF	REB	PF	A	TO	BLK	STL
Bradley at Saint Joseph's	L, 81-86	45	36	--	30	77	39.0	9	20	45.0	12	15	80.0	23	23	46	28	17	14	6	7
		43	43	--	26	62	41.9	6	31	19.4	28	32	87.5	15	24	39	14	17	16	5	7
Bradley vs. IUPUI	W, 90-56	47	43	--	32	67	47.8	9	27	33.3	17	22	77.3	15	31	46	15	19	7	2	4
		23	33	--	19	54	35.2	7	24	29.2	11	17	64.7	7	23	30	18	10	15	2	4
Bradley vs. UIC	W, 65-56	25	40	--	22	58	37.9	2	13	15.4	19	25	76.0	10	27	37	9	11	8	1	7
		33	23	--	21	54	38.9	11	33	33.3	3	5	60.0	7	30	37	18	13	20	3	5
Bradley vs. Norfolk State	W, 69-57	34	35	--	24	57	42.1	6	24	25.0	15	23	65.2	15	22	37	16	19	12	6	4
		30	27	--	21	52	40.4	4	20	20.0	11	15	73.3	11	23	34	22	8	18	2	8
Bradley vs. Radford	W, 70-61	37	33	--	24	49	49.0	7	19	36.8	15	25	60.0	16	22	38	19	13	17	1	5
		27	34	--	21	50	42.0	4	19	21.1	15	26	57.7	11	14	25	23	5	14	2	10
Bradley vs. Northwestern (Fort Myers)	L, 51-78	21	30	--	16	48	33.3	3	10	30.0	16	20	80.0	7	19	26	15	9	14	4	5
		39	39	--	30	57	52.6	10	20	50.0	8	13	61.5	11	29	40	18	12	10	3	6
Bradley vs. Kansas State (Fort Myers)																					
Bradley at Memphis																					
Bradley vs. North Carolina A&T																					
Bradley vs. Maryville																					
Bradley vs. Georgia Southern																					
Bradley at Miami (Ohio)																					
Bradley vs. Toledo																					
Bradley vs. Drake																					
Bradley at Northern Iowa																					
Bradley at Evansville																					
Bradley vs. Southern Illinois																					
Bradley at Missouri State																					
Bradley vs. Northern Iowa																					
Bradley vs. Illinois State																					
Bradley at Indiana State																					
Bradley vs. Valparaiso																					
Bradley at Loyola																					
Bradley at Drake																					
Bradley vs. Evansville																					
Bradley vs. Indiana State																					
Bradley at Southern Illinois																					
Bradley vs. Missouri State																					
Bradley at Valparaiso																					
Bradley at Illinois State																					
Bradley vs. Loyola																					

DATE	OPPONENT	RESULT	RECORD	MVC	HIGH POINTS	HIGH REBOUNDS	HIGH ASSISTS	ATTEND.
Nov. 5	at Saint Joseph's	L, 81-86	0-1	--	Brown (17)	Bar (12)	Brown (5)	2,068
Nov. 9	IUPUI	W, 90-56	1-1	--	Childs (22)	Childs (15)	Brown (10)	5,518
Nov. 16	UIC	W, 65-56	2-1	--	Childs / Henry (14)	Bar / Childs (12)	Brown (6)	5,411
Nov. 19	NORFOLK STATE	W, 69-57	3-1	--	Bar (15)	Bar (8)	Brown (8)	4,813
Nov. 22	RADFORD	W, 70-61	4-1	--	Kennell (20)	Childs (12)	Brown (5)	5,167
Nov. 25	vs. Northwestern	L, 51-78	4-2	--	Childs (14)	Childs (7)	Childs/Kennell/Tahvanainen (2)	2,286
Nov. 27	vs. Kansas State							
Dec. 3	at Memphis							
Dec. 7	NORTH CAROLINA A&T							
Dec. 10	MARYVILLE							
Dec. 15	GEORGIA SOUTHERN							
Dec. 21	at Miami (Ohio)							
Dec. 28	TOLEDO							
Dec. 31	DRAKE							
Jan. 4	at Northern Iowa							
Jan. 8	at Evansville							
Jan. 11	SOUTHERN ILLINOIS							
Jan. 15	at Missouri State							
Jan. 18	NORTHERN IOWA							
Jan. 22	ILLINOIS STATE							
Jan. 25	at Indiana State							
Jan. 29	VALPARAISO							
Feb. 1	at Loyola							
Feb. 5	at Drake							
Feb. 9	EVANSVILLE							
Feb. 12	INDIANA STATE							
Feb. 15	at Southern Illinois							
Feb. 19	MISSOURI STATE							
Feb. 22	at Valparaiso							
Feb. 26	at Illinois State							
Feb. 29	LOYOLA							

BRADLEY GAME LEADERS		
Points	Rebounds	Assists
Childs 3	Childs 4	Brown 5
Bar 1	Bar 3	Childs 1
Brown 1		Kennell 1
Henry 1		Tahvanainen 1
Kennell 1		

MISCELLANEOUS STATS		
10+ Points		
Brown 6	Bar 3	
Childs 5	Henry 3	
Kennell 4	Kingsby 1	
20+ Points		
Childs 1	Kennell 1	
10+ Rebounds		
Bar 3	Childs 3	
Double-Doubles		
Childs 2	Brown 1	
Bar 1		
5+ Assists		
Brown 5		

TEAM HIGH / LOWS

		BRADLEY		OPPONENT	
Points, 1st Half	High	47	vs. IUPUI, 11/9	43	Saint Joseph's, 11/5
	Low	21	vs. Northwestern, 11/25	23	IUPUI, 11/9
Points, 2nd Half	High	43	vs. IUPUI, 11/9	43	Saint Joseph's, 11/5
	Low	30	vs. Northwestern, 11/25	23	UIC, 11/16
Total Points	High	90	vs. IUPUI, 11/9	86	Saint Joseph's, 11/5
	Low	51	vs. Northwestern, 11/25	56	2x (last: UIC, 11/16)
Field Goals Made	High	32	vs. IUPUI, 11/9	30	Northwestern, 11/25
	Low	16	vs. Northwestern, 11/25	19	IUPUI, 11/9
Field Goals Attempted	High	77	at Saint Joseph's, 11/5	62	Saint Joseph's, 11/5
	Low	48	vs. Northwestern, 11/25	50	Radford, 11/22
Field Goal Pct.	High	49.0	vs. Radford, 11/22	52.6	Northwestern, 11/25
	Low	33.3	vs. Northwestern, 11/25	35.2	IUPUI, 11/9
3-Pointers Made	High	9	2x (last vs. IUPUI, 11/9)	11	UIC, 11/16
	Low	2	vs. UIC, 11/16	4	2x (last: Radford, 11/22)
3-Pointers Attempted	High	27	vs. IUPUI, 11/9	33	UIC, 11/16
	Low	10	vs. Northwestern, 11/25	19	Radford, 11/22
3-Point Pct.	High	45.0	at Saint Joseph's, 11/5 (9-20)	50.0	Northwestern, 11/25 (10-20)
	Low	15.4	vs. UIC, 11/16 (2-13)	19.4	Saint Joseph's, 11/5 (6-31)
Free Throws Made	High	19	vs. UIC, 11/16	28	Saint Joseph's, 11/5
	Low	12	at Saint Joseph's, 11/5	3	UIC, 11/16
Free Throws Attempted	High	25	2x (last vs. Radford, 11/22)	32	Saint Joseph's, 11/5
	Low	15	at Saint Joseph's, 11/5	5	UIC, 11/16
Free Throws Pct.	High	80.0	2x (last vs. Northwestern, 11/25)	87.5	Saint Joseph's, 11/5 (28-32)
	Low	60.0	vs. Radford, 11/22 (15-25)	57.7	Radford, 11/22 (15-26)
Offensive Rebounds	High	23	at Saint Joseph's, 11/5	15	Saint Joseph's, 11/5
	Low	7	vs. Northwestern, 11/25	7	2x (last: UIC, 11/16)
Total Rebounds	High	46	2x (last vs. IUPUI, 11/9)	40	Northwestern, 11/25
	Low	26	vs. Northwestern, 11/25	25	Radford, 11/22
Rebound Margin	High	+16	vs. IUPUI, 11/9	+14	Northwestern, 11/25
	Low	-14	vs. Northwestern, 11/25	-16	IUPUI, 11/9
Fouls	High	28	at Saint Joseph's, 11/5	23	Radford, 11/22
	Low	9	vs. UIC, 11/16	14	Saint Joseph's, 11/5
Assists	High	19	2x (last vs. Norfolk State, 11/19)	17	Saint Joseph's, 11/5
	Low	9	vs. Northwestern, 11/25	5	Radford, 11/22
Turnovers	High	17	vs. Radford, 11/22	20	UIC, 11/16
	Low	7	vs. IUPUI, 11/9	10	Northwestern, 11/25
Blocks	High	6	3x (last vs. Northwestern, 11/25)	5	Saint Joseph's, 11/5
	Low	1	2x (last vs. Radford, 11/22)	2	3x (last: Radford, 11/22)
Steals	High	7	2x (last vs. UIC, 11/16)	10	Radford, 11/22
	Low	4	2x (last vs. Norfolk State, 11/19)	4	IUPUI, 11/9

INDIVIDUAL HIGHS

	BRADLEY		OPPONENT	
Points	22	Elijah Childs, vs. IUPUI, 11/9	26	Ryan Daly, Saint Joseph's, 11/5
Field Goals Made	10	Elijah Childs, vs. IUPUI, 11/9	9	2x (last: Pat Spencer, Northwestern, 11/25)
Field Goals Attempted	17	Elijah Childs, vs. IUPUI, 11/9	20	Ryan Daly, Saint Joseph's, 11/5
Field Goal Pct. (min 5 made)	100.0	Elijah Childs, vs. Norfolk State, 11/19 (5-5)	75.0	Pat Spencer, Northwestern, 11/25 (9-12)
3-Pointers Made	4	Nate Kennell, vs. Radford, 11/22	5	Jaylen Minnett, IUPUI, 11/9
3-Pointers Attempted	11	Nate Kennell, vs. Norfolk State, 11/19	9	Tarkus Ferguson, UIC, 11/16
3-Point Pct. (min 3 made)	66.7	Nate Kennell, vs. Radford, 11/22 (4-6)	100.0	Pat Spencer, Northwestern, 11/25
Free Throws Made	8	Darrell Brown, vs. IUPUI, 11/9	8	Ryan Daly, Saint Joseph's, 11/5
Free Throws Attempted	10	Darrell Brown, vs. Radford, 11/22	9	Ryan Daly, Saint Joseph's, 11/5
Free Throws Pct. (min 5 made)	100.0	2x (last: Darrell Brown vs. Northwestern, 11/25)	100.0	Myles Douglas, Saint Joseph's, 11/5 (6-6)
Offensive Rebounds	6	2x (last: Koch Bar, vs. Radford, 11/22)	5	2x (last: Ryan Young, Northwestern, 11/25)
Total Rebounds	15	Elijah Childs, vs. IUPUI, 11/9	11	Michael Diggins, UIC, 11/16
Assists	10	Darrell Brown, vs. IUPUI, 11/9	8	Pat Spencer, Northwestern, 11/25
Blocks	3	2x (last: Elijah Childs, vs. Northwestern, 11/25)	3	Pete Nance, Northwestern, 11/25)
Steals	4	2x (last: Darrell Brown, vs. UIC, 11/16)	4	Devante Carter, Norfolk State, 11/19

BRADLEY RECORD WHEN...			
	2019-20	Wardle Era	Streak
Overall	4-2	62-77	L1
Home	4-0	39-26	W8
Road	0-1	13-40	L3
Neutral	0-1	10-11	L2
MVC Games	--	28-44	L1
Home	--	19-17	W4
Road	--	9-27	L2
Non-Conference	4-2	34-33	L1
Home	4-0	20-9	W5
Road	0-1	4-13	L2
Neutral	0-1	10-11	L2
November	4-2	21-14	L1
December	--	10-17	W1
January	--	12-24	W1
February	--	14-17	W2
March	--	5-5	L1
Monday	0-1	0-4	L5
Tuesday	1-1	8-9	W1
Wednesday	--	19-20	W5
Thursday	--	3-4	L2
Friday	1-0	7-4	W4
Saturday	2-0	20-27	W3
Sunday	--	5-8	W2
Leading at Halftime	3-1	42-13	W3
Trailing at Halftime	1-1	18-60	L1
Tied at Halftime	--	2-4	L2
Leading w/ 5:00 Left	4-0	48-5	W11
Trailing/Tied w/ 5:00 Left	0-2	14-72	L3
Overtime	--	1-1	W1
Scoring 100+ Points	--	0-0	L1
Scoring 90-99	1-0	2-1	W2
Scoring 80-89	0-1	13-1	L1
Scoring 70-79	1-0	19-8	W2
Scoring 60-69	2-0	22-27	W2
Scoring 59 or less	0-1	6-40	L1
Opponent scores 100+	--	0-1	L4
Opp. Scores 90-99	--	0-5	L18
Opp. Scores 80-89	0-1	1-15	L10
Opp. Scores 70-79	0-1	11-24	L3
Opp. Scores 60-69	1-0	18-26	W4
Opp. Scores 59 or less	3-0	32-6	W9
Bradley FG% ≥ 50.0	--	20-1	W19
Opp. FG% ≥ 50.0	0-1	3-21	L4
Bradley FG% < 40.0	1-2	10-44	L1
Opp. FG% < 40.0	2-0	39-15	W6
BU Outshoots Opp.	3-0	52-16	W6
Opp. Outshoots BU	1-2	10-61	L1
Attempts More FTs	3-1	44-25	L1
Attempts Fewer FTs	1-1	15-50	W1
FTs Even	--	3-2	W1
Outrebounds Opponent	3-1	45-24	W3
Outrebounded	0-1	16-51	L2
Rebounds Equal	1-0	1-2	W1
Commits Fewer Turnovers	3-1	27-21	W3
Commits More Turnovers	1-1	28-52	L1
Turnovers Even	--	7-4	W3
Commits Fewer Fouls	4-1	41-28	L1
Commits More Fouls	0-1	17-47	L4
Fouls Even	--	4-4	W1
AAC	--	1-0	W1
ACC	--	0-1	L3
Atlantic 10	0-1	0-2	L3
Big 12	--	0-2	L5
Big South	1-0	1-0	W2
Big Ten	0-1	1-2	L2
Horizon League	2-0	3-2	W2
MAC	--	1-1	L1
MEAC	1-0	1-0	W6
Sun Belt	--	3-3	L1

LAST TIME THAT...	
TEAM	
Bradley Scored 100 Points	110 at Creighton (2OT), 3/1/08
An Opponent Scored 100 Points	100 at Wichita State, 1/1/17
Bradley Scored 50 Points in a Half	54, vs. Indiana Sate (1st), 2/9/19
An Opponent Scored 50 Points in a Half	51, at Valparaiso (2nd), 2/17/18
Bradley Scored 60 Points in a Half	61, vs. Rutgers (1st), 11/24/06
Bradley Scored Fewer Than 50 Points	37, at Missouri State, 1/26/19
An Opponent Scored Fewer Than 50 Points	46, vs. Little Rock, 12/13/17
Bradley Scored Fewer Than 40 Points	37, at Missouri State, 1/26/19
An Opponent Scored Fewer Than 40 Points	38, Eureka, 12/18/14
Bradley Scored Fewer Than 20 in a Half	15, vs. Northern Iowa (1st), 3/10/19
An Opponent Scored Fewer Than 20 in a Half	17, vs. Missouri S&T (1st), 11/22/17
Bradley Scored Fewer Than 10 in a Half	9, vs. UNI (1st), 12/29/07
An Opponent Scored Fewer Than 10 in a Half	6, at Indiana State (2nd), 2/17/93
Bradley Shot At Least 60% From The Field	60.8% (31-51), vs. Little Rock, 12/13/17
An Opp. Shot At Least 60% From The Field	60.3% (41-68), Evansville, 2/1/12
Bradley Shot Less Than 30%	29.3% (17-58), vs. Loyola, 2/10/16
An Opponent Shot Less Than 30%	26.8% (15-56), Valparaiso, 2/27/19
Bradley Shot .700 FG% in a Half	72.7% (12-22), at Chicago State (1st), 12/16/17
An Opponent Shot .700 FG% in a Half	73.9% (17-23), at Valparaiso (2nd), 2/17/18
Bradley Made 15 3-Point Baskets	20 vs. Florida A&M, 11/21/06
An Opponent Made 15 3-Point Baskets	15, UNI, 1/27/16
Bradley Failed To Make A 3-Point Basket	0-for-20 vs. Drake, 2/15/12
An Opponent Failed To Make A 3-Point FG	0-for-14, Southern Illinois, 1/3/15
Bradley Attempted 30 3-Point Baskets	30 at Tulsa, 4/4/08
An Opponent Attempted 30 3-Point Baskets	33, UIC, 11/16/19
Bradley Made 30 Free Throws	30, at Loyola, 2/21/09
An Opponent Made 30 Free Throws	31, Drake, 2/19/19
An Opponent Did Not Make a Free Throw	0-4, Illinois State, 2/1/06 / 0-3 in regulation, Drake (2OT), 2/28/09
Bradley Attempted 50 Free Throws	50 vs. Lamar, 1/4/90
An Opponent Attempted 50 Free Throws	52 at #12/10 Arizona, 11/16/15
Bradley Attempted 40 Free Throws	40 vs. UIC, 12/28/14
An Opponent Attempted 40 Free Throws	47, at Indiana State, 1/5/19
Bradley Had 50 Rebounds	55, vs. Georgia Southern, 11/25/17
An Opponent Had 50 Rebounds	51, vs. Wichita State, 3/3/17
Bradley Had 20 Offensive Rebounds	23, at Saint Joseph's, 11/5/19
An Opponent Had 20 Offensive Rebounds	21, vs. Southern Illinois, 12/29/16
Bradley Had At Least A +20 Rebound Margin	+23 (51-28) vs. Missouri S&T, 11/22/17
An Opp. Had At Least A +20 Rebound Margin	+21 (47-26) at San Diego State, 12/3/17
Bradley Had 30 Assists	30 vs. Florida A&M, 11/21/06
Bradley Had 20 Assists	22, vs. Chicago State, 11/24/18
An Opponent Had 20 Assists	23, at Evansville, 1/6/18
Bradley Blocked 10 Shots	10 vs. SIU-Edwardsville, 12/23/08
An Opponent Blocked 10 Shots	13, at Mississippi, 12/19/16
Bradley Had 15 Steals	16 vs. Eureka, 12/18/14
Bradley Had 20 Steals	20 vs. Southeast Missouri State, 12/14/08
An Opponent Had 15 Steals	16, Eastern Illinois, 11/24/10
INDIVIDUAL	
A Brave Scored 30 Points	32 by Darrell Brown, at Indiana State, 1/5/19
An Opponent Scored 30 Points	32 by Reed Timmer, Drake, 2/3/18
A Brave Scored 40 Points	44 by Hersey Hawkins vs. Auburn, 3/17/88
An Opponent Scored 40 Points	44 by Doug McDermott, #24 Creighton, 1/7/12
A Brave Shot 100% From The Field (Min. 8 FGA)	8-for-8 by Danny Granger vs. Hampton, 12/21/01
An Opp. Shot 100% From The Field (Min. 8 FGA)	8-for-8 by Greg Dilligard, Illinois State, 1/24/07
A Brave Made Five 3-Point Field Goals	5 by Darrell Brown, vs. Indiana State, 2/9/19
An Opponent Made Five 3-Point Field Goals	5 by Jaylen Minnett, IUPUI, 11/9/19
A Brave Grabbed 15 Rebounds	15 by Elijah Childs, vs. IUPUI, 11/9/19
An Opponent Grabbed 15 Rebounds	15, Trayvon Palmer, Chicago State, 12/10/16
A Brave Grabbed 20 Rebounds	21 by Josh Cunningham at Missouri State, 2/25/15
A Brave Had 10 Assists	10 by Darrell Brown, vs. IUPUI, 11/9/19
An Opponent Had 10 Assists	10 by Tarkus Ferguson, UIC, 11/17/18
A Brave Blocked Five Shots	5 by Elijah Childs, vs. Southeast Missouri State, 11/10/18
An Opponent Blocked Five Shots	5 by Daouda Ndiaye, Illinois State, 2/11/17
A Brave Had Five Steals	5 by Auston Barnes vs. Indiana State, 2/28/15
An Opponent Had Five Steals	5 by Qiydar Davis, Indiana State, 1/28/18
A Brave Had 15 Points and 15 Rebounds	22 pts / 15 rebs by Elijah Childs, IUPUI, 11/9/19
An Opponent Had 15 Points and 15 Rebounds	21 pts / 15 rebs by Trayvon Palmer, Chicago State, 12/10/16
Two Braves Each Had A Double-Double	Darrell Brown (14pts / 10 assists) & Elijah Childs (22 pts / 15 rebs) vs. IUPUI, 11/9/19
A Brave Had A Triple-Double	12 points, 10 rebounds, 10 assists by Cal Criddle vs. Saint Louis, 2/28/70
Two Braves Scored 25 Points Each	Daniel Ruffin (30) and Jeremy Crouch (29) at Creighton (2OT), 3/1/08
Two Braves Combined for 50 Points	Dyricus Simms-Edwards (32) and Walt Lemon, Jr. (18) vs. UNI, 2/10/13
Three Braves Scored 20 Points Each	Daniel Ruffin (30), Jeremy Crouch (29), Theron Wilson (24) at Creighton, 3/1/08
Two Braves Scored 20 Points Each	Luuk van Bree (21) and Darrell Brown (20) vs. Illinois State, 1/23/19
Three Braves Grabbed 10 Rebounds Each	Tyson Pickett (12), Auston Barnes (10) and Chris Blake (10) vs. Central Michigan, 11/12/13
At Least Six Braves Scored in Double-Figures	Will Franklin (21), Daniel Ruffin (17), Zach Andrews (11), Jeremy Crouch (11), Matt Salley (10) and J.J. Tauai (10) vs. Evansville, 12/30/06
No Braves Scored In Double-Figures	at TCU, 12/21/16
No Opponents Scored In Double-Figures	Ball State, 11/13/15
A Brave Made a Buzzer-Beating Game-Winner	Jake Eastman (layup) at UIC, 2/23/13
Opponent Made a Buzzer-Beating Game-Winner	Milton Doyle (35-footer), Loyola, 3/6/14



#0 DANYA KINGSBY

Guard | 6-1 | 180 | Jr. | Milwaukee, Wis. | Southern Idaho

CAREER STATISTICS

Season	GP-GS	Min/Avg	FG	FGA	FG%	3FG	3FGA	3P%	FTM	FTA	FT%	O	D	REB	AVG	PF	FO	AST	TO	BLK	STL	PTS	AVG
2019-20	6-6	149/24.8	12	34	35.3	4	13	30.8	16	19	84.2	4	15	19	3.2	16	0	12	8	1	7	44	7.3

2019-20 NOTES

- Started the 2018-19 season with LSU but did not appear in any games due to an injury.
- Named the No. 26-ranked JUCO player before joining the Tigers roster in 2018.

PERSONAL

FULL NAME

Danya Tyree Kingsby

BIRTHDATE / BIRTHPLACE

May 16, 1998 in Milwaukee, Wis.

MAJOR

Sociology

CAREER BESTS

POINTS

13, vs. IUPUI, 11/9/19

REBOUNDS

5, at Saint Joseph's, 11/5/19

ASSISTS

3, 2x (last vs. IUPUI, 11/9/19)

BLOCKED SHOTS

1, vs. IUPUI, 11/9/19

STEALS

4, at Saint Joseph's, 11/5/19

MINUTES

30, vs. Norfolk State, 11/19/19

FIELD GOALS MADE

4, vs. IUPUI, 11/9/19

3-POINT FIELD GOALS MADE

1, 4x (last vs. Radford, 11/22/19)

FREE THROWS MADE

5, vs. UIC, 11/16/19

MISCELLANEOUS

LED TEAM IN SCORING

2019-20 Season 0

LED TEAM IN REBOUNDING

2019-20 Season 0

LED TEAM IN ASSISTS

2019-20 Season 0

20+ POINTS

2019-20 Season 0

10+ POINTS

2019-20 Season 1

10+ REBOUNDS

2019-20 Season 0

DOUBLE-DOUBLES

2019-20 Season 0

2019-20 GAME-BY-GAME STATS

Opponent	GS	Min	FG	FGA	3FG	3FGA	FT	FTA	OFF	DEF	REB	PF	AST	TO	BLK	STL	PTS
at Saint Joseph's	*	23	3	11	1	2	0	0	2	3	5	2	3	1	0	4	7
IUPUI	*	28	4	6	1	3	4	4	1	3	4	4	3	1	1	1	13
UIC	*	26	2	5	0	2	5	6	0	4	4	1	2	2	0	0	9
NORFOLK STATE	*	30	2	5	1	3	2	3	1	2	3	1	2	2	0	0	7
RADFORD	*	18	1	3	1	2	2	2	0	2	2	4	1	2	0	1	5
vs. Northwestern	*	24	0	4	0	1	3	4	0	1	1	4	1	0	0	1	3
vs. Kansas State																	
at Memphis																	
NORTH CAROLINA A&T																	
MARYVILLE																	
GEORGIA SOUTHERN																	
at Miami (Ohio)																	
TOLEDO																	
DRAKE																	
at Northern Iowa																	
at Evansville																	
SOUTHERN ILLINOIS																	
at Missouri State																	
NORTHERN IOWA																	
ILLINOIS STATE																	
at Indiana State																	
VALPARAISO																	
at Loyola																	
at Drake																	
EVANSVILLE																	
INDIANA STATE																	
at Southern Illinois																	
MISSOURI STATE																	
at Valparaiso																	
at Illinois State																	
LOYOLA																	



#1 ARI BOYA

Forward / Center | 7-1 | 240 | So. | Douala, Cameroon | Scotland Prep

CAREER STATISTICS

Season	GP-GS	Min/Avg	FG	FGA	FG%	3FG	3FGA	3P%	FTM	FTA	FT%	O	D	REB	AVG	PF	FO	AST	TO	BLK	STL	PTS	AVG
2018-19	13-0	94/7.2	9	23	39.1	0	0	0.0	10	24	41.7	8	14	22	1.7	17	0	2	8	9	3	28	2.2
2019-20	3-0	16/5.3	4	9	44.4	0	0	0.0	2	3	66.7	3	2	5	1.7	3	0	1	1	2	0	10	3.3
TOTAL	16-0	110/6.9	13	32	40.6	0	0	0.0	12	27	44.4	11	16	27	1.7	20	0	3	9	11	3	38	2.4

2019-20 NOTES

- Made his first appearance of the season against Norfolk State on Nov. 19 after missing the first three games of the year due to injury.
- Also slowed by an injury during his freshman season.

PERSONAL

FULL NAME

Aristide Bertrand Boya Ognong

BIRTHDATE / BIRTHPLACE

April 29, 1999 in Douala, Cameroon

MAJOR

Academic Exploration Program

SEASON/CAREER BESTS

POINTS

S: 4, 2x (last vs. Northwestern, 11/25/19)

C: 8, at Georgia Southern, 12/18/18

REBOUNDS

S: 2, 2x (last vs. Northwestern, 11/25/19)

C: 7, at Georgia Southern, 12/18/18

ASSISTS

S: 1, vs. Radford, 11/22/19

C: 1, 3x (last vs. Radford, 11/22/19)

BLOCKED SHOTS

S: 1, 2x (last vs. Northwestern, 11/25/19)

C: 2, 4x (last vs. Valparaiso, 2/27/19)

STEALS

S: n/a

C: 1, 3x (last vs. Drake, 1/16/19)

MINUTES

S: 9, vs. Northwestern, 11/25/19

C: 16, vs. SE Louisiana, 12/22/18

FIELD GOALS MADE

S: 2, vs. Radford, 11/22/19

C: 4, at Georgia Southern, 12/18/18

3-POINT FIELD GOALS MADE

S: n/a

C: n/a

FREE THROWS MADE

S: 2, vs. Northwestern, 11/25/19

C: 4, vs. Eastern Illinois, 12/15/18

MISCELLANEOUS

LED TEAM IN SCORING

Season: 0 | Career: 0

LED TEAM IN REBOUNDING

Season: 0 | Career: 0

LED TEAM IN ASSISTS

Season: 0 | Career: 0

20+ POINTS

Season: 0 | Career: 0

10+ POINTS

Season: 0 | Career: 0

10+ REBOUNDS

Season: 0 | Career: 0

DOUBLE-DOUBLES

Season: 0 | Career: 0

2019-20 GAME-BY-GAME STATS

Opponent	GS	Min	FG	FGA	3FG	3FGA	FT	FTA	OFF	DEF	REB	PF	AST	TO	BLK	STL	PTS
at Saint Joseph's																	
IUPUI																	
UIC																	
NORFOLK STATE		4	1	4	0	0	0	1	2	0	2	0	0	1	1	0	2
RADFORD		3	2	2	0	0	0	0	0	1	1	2	1	0	0	0	4
vs. Northwestern		9	1	3	0	0	2	2	1	1	2	1	0	0	1	0	4
vs. Kansas State																	
at Memphis																	
NORTH CAROLINA A&T																	
MARYVILLE																	
GEORGIA SOUTHERN																	
at Miami (Ohio)																	
TOLEDO																	
DRAKE																	
at Northern Iowa																	
at Evansville																	
SOUTHERN ILLINOIS																	
at Missouri State																	
NORTHERN IOWA																	
ILLINOIS STATE																	
at Indiana State																	
VALPARAISO																	
at Loyola																	
at Drake																	
EVANSVILLE																	
INDIANA STATE																	
at Southern Illinois																	
MISSOURI STATE																	
at Valparaiso																	
at Illinois State																	
LOYOLA																	



#2 ANTONIO THOMAS

Guard | 6-2 | 190 | Fr. | Memphis Tenn. | East High School

CAREER STATISTICS

Season	GP-GS	Min/Avg	FG	FGA	FG%	3FG	3FGA	3P%	FTM	FTA	FT%	O	D	REB	AVG	PF	FO	AST	TO	BLK	STL	PTS	AVG
2019-20	6-0	41/6.8	4	10	40.0	0	1	0.0	1	1	100	0	3	3	0.5	7	0	3	2	0	0	9	1.5

2019-20 NOTES

PERSONAL

FULL NAME

Antonio Keshun Thomas

BIRTHDATE / BIRTHPLACE

Feb. 9, 2001 in Memphis, Tenn.

MAJOR

Criminal Justice

CAREER BESTS

POINTS

4, vs. IUPUI, 11/9/19

REBOUNDS

1, 3x (last vs. Northwestern, 11/25/19)

ASSISTS

1, 3x (last vs. Norfolk State, 11/19/19)

BLOCKED SHOTS

n/a

STEALS

n/a

MINUTES

10, vs. IUPUI, 11/9/19

FIELD GOALS MADE

2, vs. IUPUI, 11/9/19

3-POINT FIELD GOALS MADE

n/a

FREE THROWS MADE

1, vs. Northwestern, 11/25/19

MISCELLANEOUS

LED TEAM IN SCORING

2019-20 Season 0

LED TEAM IN REBOUNDING

2019-20 Season 0

LED TEAM IN ASSISTS

2019-20 Season 0

20+ POINTS

2019-20 Season 0

10+ POINTS

2019-20 Season 0

10+ REBOUNDS

2019-20 Season 0

DOUBLE-DOUBLES

2019-20 Season 0

2019-20 GAME-BY-GAME STATS

Opponent	GS	Min	FG	FGA	3FG	3FGA	FT	FTA	OFF	DEF	REB	PF	AST	TO	BLK	STL	PTS
at Saint Joseph's	7	1	2	0	0	0	0	0	0	1	1	3	1	0	0	0	2
IUPUI	10	2	3	0	0	0	0	0	0	0	0	1	1	1	0	0	4
UIC	5	0	2	0	0	0	0	0	0	0	0	0	0	0	0	0	0
NORFOLK STATE	6	0	1	0	1	0	0	0	1	1	2	2	1	0	0	0	0
RADFORD	6	0	0	0	0	0	0	0	0	0	0	1	0	0	0	0	0
vs. Northwestern	7	1	2	0	0	0	1	1	0	1	1	0	0	1	0	0	3
vs. Kansas State																	
at Memphis																	
NORTH CAROLINA A&T																	
MARYVILLE																	
GEORGIA SOUTHERN																	
at Miami (Ohio)																	
TOLEDO																	
DRAKE																	
at Northern Iowa																	
at Evansville																	
SOUTHERN ILLINOIS																	
at Missouri State																	
NORTHERN IOWA																	
ILLINOIS STATE																	
at Indiana State																	
VALPARAISO																	
at Loyola																	
at Drake																	
EVANSVILLE																	
INDIANA STATE																	
at Southern Illinois																	
MISSOURI STATE																	
at Valparaiso																	
at Illinois State																	
LOYOLA																	



#3 STEPHAN GABRIEL

Guard / Forward | 6-7 | 225 | Fr. | Irvington, N.J. | Sequoia Choice High School

CAREER STATISTICS

Season	GP-GS	Min/Avg	FG	FGA	FG%	3FG	3FGA	3P%	FTM	FTA	FT%	O	D	REB	AVG	PF	FO	AST	TO	BLK	STL	PTS	AVG
2019-20	6-0	81/13.5	7	23	30.4	4	9	44.4	3	9	33.3	9	7	16	2.7	8	0	3	7	0	0	21	3.5

2019-20 NOTES

- Scored 14 points on 6-of-9 shooting to go with six rebounds and two assists in exhibition victory (Oct. 29).

PERSONAL

FULL NAME

Stephan Gabriel

BIRTHDATE / BIRTHPLACE

May 16, 2000 in Haiti

MAJOR

Business Finance

CAREER BESTS

POINTS

8, vs. IUPUI, 11/9/19

REBOUNDS

6, vs. IUPUI, 11/9/19

ASSISTS

1, 3x (last vs. Radford, 11/22/19)

BLOCKED SHOTS

n/a

STEALS

n/a

MINUTES

20, vs. IUPUI, 11/9/19

FIELD GOALS MADE

3, vs. IUPUI, 11/9/19

3-POINT FIELD GOALS MADE

2, vs. IUPUI, 11/9/19

FREE THROWS MADE

2, vs. UIC, 11/16/19

MISCELLANEOUS

LED TEAM IN SCORING

2019-20 Season 0

LED TEAM IN REBOUNDING

2019-20 Season 0

LED TEAM IN ASSISTS

2019-20 Season 0

20+ POINTS

2019-20 Season 0

10+ POINTS

2019-20 Season 0

10+ REBOUNDS

2019-20 Season 0

DOUBLE-DOUBLES

2019-20 Season 0

2019-20 GAME-BY-GAME STATS

Opponent	GS	Min	FG	FGA	3FG	3FGA	FT	FTA	OFF	DEF	REB	PF	AST	TO	BLK	STL	PTS
at Saint Joseph's	10	1	4	1	1	0	0	0	1	1	1	1	0	2	0	0	3
IUPUI	20	3	11	2	5	0	3	5	1	6	3	1	1	0	0	0	8
UIC	18	1	4	0	1	2	4	1	3	4	2	0	0	0	0	0	4
NORFOLK STATE	3	0	1	0	0	0	0	1	0	1	0	1	0	0	0	0	0
RADFORD	14	2	3	1	2	1	2	2	0	2	1	1	2	0	0	0	6
vs. Northwestern	16	0	0	0	0	0	0	0	1	1	0	0	1	0	0	0	0
vs. Kansas State																	
at Memphis																	
NORTH CAROLINA A&T																	
MARYVILLE																	
GEORGIA SOUTHERN																	
at Miami (Ohio)																	
TOLEDO																	
DRAKE																	
at Northern Iowa																	
at Evansville																	
SOUTHERN ILLINOIS																	
at Missouri State																	
NORTHERN IOWA																	
ILLINOIS STATE																	
at Indiana State																	
VALPARAISO																	
at Loyola																	
at Drake																	
EVANSVILLE																	
INDIANA STATE																	
at Southern Illinois																	
MISSOURI STATE																	
at Valparaiso																	
at Illinois State																	
LOYOLA																	



#5 DARRELL BROWN JR.

Guard | 5-10 | 190 | Sr. | Memphis, Tenn. | Germantown High School

CAREER STATISTICS

Season	GP-GS	Min/Avg	FG	FGA	FG%	3FG	3FGA	3P%	FTM	FTA	FT%	O	D	REB	AVG	PF	FO	AST	TO	BLK	STL	PTS	AVG
2016-17	32-31	980/30.6	123	324	38.0	46	124	37.1	110	140	78.6	7	67	74	2.3	67	1	87	93	1	21	402	12.6
2017-18	33-32	1051/31.8	141	400	35.3	49	138	35.5	115	143	80.4	7	70	77	2.3	69	1	142	95	0	25	446	13.5
2018-19	35-34	1176/33.6	164	416	39.4	79	178	44.4	110	149	73.8	7	60	67	1.9	74	1	111	84	3	33	517	14.8
2019-20	6- 6	208/34.7	20	66	30.3	10	29	34.5	32	42	76.2	3	9	12	2.0	13	0	35	15	0	9	82	13.7
TOTAL	106-103	3415/32.2	448	1206	37.1	184	469	39.2	367	474	77.4	24	206	230	2.2	223	3	375	287	4	88	1447	13.7

PERSONAL

FULL NAME

Darrell Lashawn Brown, Jr.

BIRTHDATE / BIRTHPLACE

June 27, 1998 in Memphis, Tenn.

MAJOR

Public Relations

SEASON/CAREER BESTS

POINTS

S: 17, at Saint Joseph's, 11/5/19
C: 34, vs. Hofstra, 11/21/16

REBOUNDS

S: 5, vs. Norfolk State, 11/19/19
C: 7, vs. Northern Iowa, 1/11/17

ASSISTS

S: 10, vs. IUPUI, 11/9/19
C: 10, 2x (last vs. IUPUI, 11/9/19)

BLOCKED SHOTS

S: n/a
C: 1, 4x (last vs. Evansville, 2/23/19)

STEALS

S: 4, vs. UIC, 11/16/19
C: 4, vs. UIC, 11/16/19

MINUTES

S: 37, vs. Norfolk State, 11/19/19
C: 39, vs. Loyola, 2/13/19

FIELD GOALS MADE

S: 5, at Saint Joseph's, 11/5/19
C: 13, vs. Hofstra, 11/21/16

3-POINT FIELD GOALS MADE

S: 3, at Saint Joseph's, 11/5/19
C: 6, vs. Indiana State, 2/9/19

FREE THROWS MADE

S: 8, vs. IUPUI, 11/9/19
C: 14, vs. Drake, 2/4/17

MISCELLANEOUS

LED TEAM IN SCORING

Season: 1 | Career: 41

LED TEAM IN REBOUNDING

Season: 0 | Career: 0

LED TEAM IN ASSISTS

Season: 5 | Career: 66

20+ POINTS

Season: 0 | Career: 16

10+ POINTS

Season: 6 | Career: 84

10+ REBOUNDS

Season: 0 | Career: 0

DOUBLE-DOUBLES

Season: 1 | Career: 2

CAREER HONORS

2019-20 Preseason All-Missouri Valley First Team

2018-19 All-Missouri Valley Conference Second Team

2017-18 All-Missouri Valley Conference Third Team

2018 Cancun Challenge All-Tournament Team

MVC Player of the Week (Feb. 11, 2019)

2016-17 Missouri Valley Conference All-Freshman Team

2019-20 NOTES

- Ranks 32nd nationally with 5.8 assists per game.
- Became the first Brave with five assists in five-straight games since Daniel Ruffin in 2007-08.
- Posted his second collegiate double-double with 14 points and 10 assists (matching his career high) versus IUPUI (Nov. 9).
- First Brave to named to the Preseason All-Valley First Team since 2013 (Walt Lemon, Jr.).
- Ranks 17th in school history with 1,447 career points, 10th with 375 career assists and eighth with 182 career made 3-pointers.
- Active leader in the Valley in points, free throws and assists, while ranking second in 3-pointers. Also ranks 33rd nationally among active players with 1,447 career points.
- One of three Braves to lead the team in scoring as a freshman, sophomore and junior (Paul Unruh '50 and Mitchell Anderson '82).

2019-20 GAME-BY-GAME STATS

Opponent	GS	Min	FG	FGA	3FG	3FGA	FT	FTA	OFF	DEF	REB	PF	AST	TO	BLK	STL	PTS
at Saint Joseph's	*	35	5	13	3	5	4	6	0	2	2	4	5	5	0	0	17
IUPUI	*	33	2	9	2	6	8	8	1	2	3	0	10	2	0	3	14
UIC	*	34	3	13	0	3	5	7	0	0	0	2	6	0	0	4	11
NORFOLK STATE	*	37	3	10	2	5	5	6	1	4	5	2	8	4	0	1	13
RADFORD	*	36	4	12	1	6	5	10	1	1	2	2	5	1	0	0	14
vs. Northwestern	*	33	3	9	2	4	5	5	0	0	0	3	1	3	0	1	13
vs. Kansas State																	
at Memphis																	
NORTH CAROLINA A&T																	
MARYVILLE																	
GEORGIA SOUTHERN																	
at Miami (Ohio)																	
TOLEDO																	
DRAKE																	
at Northern Iowa																	
at Evansville																	
SOUTHERN ILLINOIS																	
at Missouri State																	
NORTHERN IOWA																	
ILLINOIS STATE																	
at Indiana State																	
VALPARAISO																	
at Loyola																	
at Drake																	
EVANSVILLE																	
INDIANA STATE																	
at Southern Illinois																	
MISSOURI STATE																	
at Valparaiso																	
at Illinois State																	
LOYOLA																	



#10 ELIJAH CHILDS

Forward | 6-7 | 225 | Jr. | Kansas City, Mo. | Lee's Summit West High School

CAREER STATISTICS

Season	GP-GS	Min/Avg	FG	FGA	FG%	3FG	3FGA	3P%	FTM	FTA	FT%	O	D	REB	AVG	PF	FO	AST	TO	BLK	STL	PTS	AVG
2017-18	33-11	690/20.9	113	225	50.2	7	25	28.0	44	82	53.7	77	127	204	6.2	76	2	21	45	46	24	277	8.4
2018-19	35-34	1030/29.4	184	391	47.1	13	55	23.6	54	82	65.9	64	208	272	7.8	86	0	36	67	50	27	435	12.4
2019-20	6-6	177/29.5	35	71	49.3	2	9	22.2	6	9	66.7	24	31	55	9.2	12	1	8	11	6	3	78	13.0
TOTAL	74-51	1897/25.6	332	687	48.3	22	89	24.7	104	173	60.1	165	366	531	7.2	174	3	65	123	102	54	790	10.7

PERSONAL

FULL NAME

Elijah Daron Childs

BIRTHDATE / BIRTHPLACE

January 10, 1999 in Kansas City, Mo.

MAJOR

Sports Communication

SEASON/CAREER BESTS

POINTS

S: 22, vs. IUPUI, 11/9/19

C: 24, at Drake, 2/19/19

REBOUNDS

S: 15, vs. IUPUI, 11/9/19

C: 15, vs. IUPUI, 11/9/19

ASSISTS

S: 2, 3x (last vs. Northwestern, 11/25/19)

C: 5, vs. Loyola, 3/9/19

BLOCKED SHOTS

S: 3, vs. Northwestern, 11/25/19

C: 5, vs. SE Missouri State, 11/10/18

STEALS

S: 2, vs. Northwestern, 11/25/19

C: 4, vs. UW-Parkside, 11/7/18

MINUTES

S: 34, vs. Radford, 11/22/19

C: 38, vs. Drake, 1/16/19

FIELD GOALS MADE

S: 10, vs. IUPUI, 11/9/19

C: 11, at Drake, 2/19/19

3-POINT FIELD GOALS MADE

S: 1, 2x (last vs. Northwestern, 11/25/19)

C: 3, at SE Missouri State, 12/20/17

FREE THROWS MADE

S: 2, 2x (last vs. UIC, 11/16/19)

C: 5, vs. New Mexico, 12/1/18

MISCELLANEOUS

LED TEAM IN SCORING

Season: 3 | Career: 14

LED TEAM IN REBOUNDING

Season: 4 | Career: 32

LED TEAM IN ASSISTS

Season: 1 | Career: 4

20+ POINTS

Season: 1 | Career: 3

10+ POINTS

Season: 5 | Career: 41

10+ REBOUNDS

Season: 3 | Career: 17

DOUBLE-DOUBLES

Season: 2 | Career: 12

CAREER HONORS

2019-20 Lou Henson Award Watch List

2019-20 Preseason All-Missouri Valley Second Team

2019 MVC Tournament Most Outstanding Player

2018-19 All-Missouri Valley Conference Third Team

2018-19 All-MVC Most Improved Team

2018 Cancun Challenge Most Valuable Player

2017-18 Missouri Valley Conference All-Freshman Team

Two-Time MVC Player of the Week (Nov. 26, Feb. 26)

2018-19 MVC Scholar-Athlete Honorable Mention

2019-20 NOTES

- Ranks 13th nationally with 4.00 offensive rebounds per game and 65th with 9.2 boards per game.
- Collected back-to-back double-doubles for the first time in his career versus IUPUI (Nov. 9) and UIC (Nov. 16).
- Named to the Lou Henson Award Preseason Watch List, awarded to the nation's top mid-major player.
- Also named to the Preseason All-Missouri Valley Conference Second Team.
- Led Bradley's postseason run in 2019, earning MVC Tournament Most Outstanding Player honors before registering 19 points, six rebounds and three blocks versus No. 5 Michigan State in the NCAA Tournament.
- His 272 rebounds last season are the most by a Brave since 1981-82, while his 7.8 average is the highest since 2005-06.
- Ranks fifth in school history with 102 career blocks.
- Active leader in the Valley with 531 career rebounds, and 102 career blocks.

2019-20 GAME-BY-GAME STATS

Opponent	GS	Min	FG	FGA	3FG	3FGA	FT	FTA	OFF	DEF	REB	PF	AST	TO	BLK	STL	PTS
at Saint Joseph's	*	28	5	14	1	3	0	0	5	0	5	5	1	3	2	0	11
IUPUI	*	30	10	17	0	1	2	2	4	11	15	1	2	1	0	0	22
UIC	*	32	6	16	0	3	2	2	6	6	12	2	2	1	1	0	14
NORFOLK STATE	*	21	5	5	0	0	1	2	2	2	4	2	0	1	0	1	11
RADFORD	*	34	3	7	0	0	0	0	4	8	12	1	1	3	0	0	6
vs. Northwestern	*	32	6	12	1	2	1	3	3	4	7	1	2	2	3	2	14
vs. Kansas State																	
at Memphis																	
NORTH CAROLINA A&T																	
MARYVILLE																	
GEORGIA SOUTHERN																	
at Miami (Ohio)																	
TOLEDO																	
DRAKE																	
at Northern Iowa																	
at Evansville																	
SOUTHERN ILLINOIS																	
at Missouri State																	
NORTHERN IOWA																	
ILLINOIS STATE																	
at Indiana State																	
VALPARAISO																	
at Loyola																	
at Drake																	
EVANSVILLE																	
INDIANA STATE																	
at Southern Illinois																	
MISSOURI STATE																	
at Valparaiso																	
at Illinois State																	
LOYOLA																	



#12 KOCH BAR

Forward / Center | 6-11 | 230 | Sr. | Abyei, South Sudan | Arlington Country Day

CAREER STATISTICS

Season	GP-GS	Min/Avg	FG	FGA	FG%	3FG	3FGA	3P%	FTM	FTA	FT%	O	D	REB	AVG	PF	FO	AST	TO	BLK	STL	PTS	AVG
2016-17	33-26	702/21.3	76	147	51.7	0	0	0.0	47	79	59.5	62	113	175	5.3	60	2	10	42	41	18	199	6.0
2017-18	30-22	532/17.7	47	107	43.9	0	0	0.0	45	65	69.2	39	67	106	3.5	68	0	13	39	25	9	139	4.6
2018-19	35-18	622/17.8	67	127	52.8	0	0	0.0	64	87	73.6	62	90	152	4.3	62	2	19	52	29	12	198	5.7
2019-20	6- 6	156/26.0	21	38	55.3	0	0	0.0	15	21	71.4	24	28	52	8.7	8	0	6	12	5	4	57	9.5
TOTAL	104-72	2012/19.3	211	419	50.4	0	0	0.0	171	225	67.9	187	298	485	4.7	198	4	48	145	100	43	593	5.7

CAREER HONORS

2016-17 Missouri Valley Conference All-Freshman Team

2018-19 Missouri Valley Conference Scholar-Athlete Honorable Mention

2019-20 NOTES

- Ranks 13th in the country with 4.00 offensive rebounds per game and 91st with 8.7 boards per game.
- Registered his second collegiate double-double (and his first since his freshman season) with 13 points and 12 rebounds at Saint Josephs (Nov. 5).
- Ranks sixth in school history and second among active Valley players with 100 career blocks. Also places third in the Valley currently with 485 rebounds.

2019-20 GAME-BY-GAME STATS

Opponent	GS	Min	FG	FGA	3FG	3FGA	FT	FTA	OFF	DEF	REB	PF	AST	TO	BLK	STL	PTS
at Saint Joseph's	*	28	6	11	0	0	1	2	5	7	12	2	3	1	2	0	13
IUPUI	*	28	5	7	0	0	2	3	4	3	7	2	0	1	1	0	12
UIC	*	24	1	4	0	0	1	2	3	9	12	0	0	2	0	1	3
NORFOLK STATE	*	27	5	7	0	0	5	6	5	3	8	2	1	3	2	1	15
RADFORD	*	27	1	1	0	0	5	7	6	5	11	1	1	5	0	1	7
vs. Northwestern	*	22	3	8	0	0	1	1	1	1	2	1	1	0	0	1	7
vs. Kansas State																	
at Memphis																	
NORTH CAROLINA A&T																	
MARYVILLE																	
GEORGIA SOUTHERN																	
at Miami (Ohio)																	
TOLEDO																	
DRAKE																	
at Northern Iowa																	
at Evansville																	
SOUTHERN ILLINOIS																	
at Missouri State																	
NORTHERN IOWA																	
ILLINOIS STATE																	
at Indiana State																	
VALPARAISO																	
at Loyola																	
at Drake																	
EVANSVILLE																	
INDIANA STATE																	
at Southern Illinois																	
MISSOURI STATE																	
at Valparaiso																	
at Illinois State																	
LOYOLA																	

PERSONAL

FULL NAME

Koch Bar

BIRTHDATE / BIRTHPLACE

Sept. 15, 1996 in Abyei, South Sudan

MAJOR

Studio Art Graphic Design

SEASON/CAREER BESTS

POINTS

S: 15, vs. Norfolk State, 11/19/19

C: 20, vs. Jacksonville St, 11/14/18

REBOUNDS

S: 12, 2x (last vs. UIC, 11/16/19)

C: 14, 2x (last vs. Ga Southern, 11/25/17)

ASSISTS

S: 3, at Saint Joseph's, 11/5/19

C: 2, 7x (last vs. S. Illinois, 2/2/19)

BLOCKED SHOTS

S: 2, 2x (last vs. Norfolk St, 11/19/19)

C: 5, vs. Hofstra, 11/21/16

STEALS

S: 1, 4x (last vs. Northwestern, 11/25/19)

C: 3, vs. Drake, 1/16/19

MINUTES

S: 28, 2x (last vs. IUPUI, 11/9/19)

C: 33, 3x (last at Ga. Southern, 12/18/18)

FIELD GOALS MADE

S: 6, at Saint Joseph's, 11/5/19

C: 8, at Eastern Illinois, 11/29/16

3-POINT FIELD GOALS MADE

S: n/a

C: n/a

FREE THROWS MADE

S: 5, 2x (last vs. Radford, 11/22/19)

C: 11, vs. SE Louisiana, 12/22/18

MISCELLANEOUS

LED TEAM IN SCORING

Season: 1 | Career: 6

LED TEAM IN REBOUNDING

Season: 3 | Career: 23

LED TEAM IN ASSISTS

Season: 0 | Career: 2

20+ POINTS

Season: 0 | Career: 1

10+ POINTS

Season: 3 | Career: 17

10+ REBOUNDS

Season: 3 | Career: 8

DOUBLE-DOUBLES

Season: 1 | Career: 2



#13 SEAN HOUP

Guard | 6-4 | 195 | Fr. | Danville, Ill. | Danville High School

CAREER STATISTICS

Season	GP-GS	Min/Avg	FG	FGA	FG%	3FG	3FGA	3P%	FTM	FTA	FT%	O	D	REB	AVG	PF	FO	AST	TO	BLK	STL	PTS	AVG
2019-20	2-0	5/2.5	0	1	0.0	0	1	0.0	0	0	0.0	0	0	0	0.0	1	0	0	0	0	0	0	0.0

2019-20 NOTES

PERSONAL

FULL NAME

Sean Monahan Houpt

BIRTHDATE / BIRTHPLACE

Sept. 9, 2000 in Danville, Ill.

MAJOR

Business

CAREER BESTS

POINTS

n/a

REBOUNDS

n/a

ASSISTS

n/a

BLOCKED SHOTS

n/a

STEALS

n/a

MINUTES

3, vs. IUPUI, 11/9/19

FIELD GOALS MADE

n/a

3-POINT FIELD GOALS MADE

n/a

FREE THROWS MADE

n/a

MISCELLANEOUS

LED TEAM IN SCORING

2019-20 Season 0

LED TEAM IN REBOUNDING

2019-20 Season 0

LED TEAM IN ASSISTS

2019-20 Season 0

20+ POINTS

2019-20 Season 0

10+ POINTS

2019-20 Season 0

10+ REBOUNDS

2019-20 Season 0

DOUBLE-DOUBLES

2019-20 Season 0

2019-20 GAME-BY-GAME STATS

Opponent	GS	Min	FG	FGA	3FG	3FGA	FT	FTA	OFF	DEF	REB	PF	AST	TO	BLK	STL	PTS
at Saint Joseph's																	
IUPUI		3	0	1	0	1	0	0	0	0	0	1	0	0	0	0	0
UIC																	
NORFOLK STATE																	
RADFORD																	
vs. Northwestern		2	0	0	0	0	0	0	0	0	0	0	0	0	0	0	0
vs. Kansas State																	
at Memphis																	
NORTH CAROLINA A&T																	
MARYVILLE																	
GEORGIA SOUTHERN																	
at Miami (Ohio)																	
TOLEDO																	
DRAKE																	
at Northern Iowa																	
at Evansville																	
SOUTHERN ILLINOIS																	
at Missouri State																	
NORTHERN IOWA																	
ILLINOIS STATE																	
at Indiana State																	
VALPARAISO																	
at Loyola																	
at Drake																	
EVANSVILLE																	
INDIANA STATE																	
at Southern Illinois																	
MISSOURI STATE																	
at Valparaiso																	
at Illinois State																	
LOYOLA																	



#14 RILEY BURGER

Guard / Forward | 6-5 | 195 | Fr. | Orono, Minn. | Totino-Grace High School

CAREER STATISTICS

Season	GP-GS	Min/Avg	FG	FGA	FG%	3FG	3FGA	3P%	FTM	FTA	FT%	O	D	REB	AVG	PF	FO	AST	TO	BLK	STL	PTS	AVG
2019-20	0-0	0/0.0	0	0	0.0	0	0	0.0	0	0	0.0	0	0	0	0.0	0	0	0	0	0	0	0	0.0

2019-20 NOTES

PERSONAL

FULL NAME

Riley Joseph Burger

BIRTHDATE / BIRTHPLACE

July 2, 2000 in Minneapolis, Minn.

MAJOR

Political Science

CAREER BESTS

POINTS

n/a

REBOUNDS

n/a

ASSISTS

n/a

BLOCKED SHOTS

n/a

STEALS

n/a

MINUTES

n/a

FIELD GOALS MADE

n/a

3-POINT FIELD GOALS MADE

n/a

FREE THROWS MADE

n/a

MISCELLANEOUS

LED TEAM IN SCORING

2019-20 Season 0

LED TEAM IN REBOUNDING

2019-20 Season 0

LED TEAM IN ASSISTS

2019-20 Season 0

20+ POINTS

2019-20 Season 0

10+ POINTS

2019-20 Season 0

10+ REBOUNDS

2019-20 Season 0

DOUBLE-DOUBLES

2019-20 Season 0

2019-20 GAME-BY-GAME STATS

Opponent	GS	Min	FG	FGA	3FG	3FGA	FT	FTA	OFF	DEF	REB	PF	AST	TO	BLK	STL	PTS
at Saint Joseph's																	Did Not Play
IUPUI																	Did Not Play
UIC																	Did Not Play
NORFOLK STATE																	Did Not Play
RADFORD																	Did Not Play
vs. Northwestern																	
vs. Kansas State																	
at Memphis																	
NORTH CAROLINA A&T																	
MARYVILLE																	
GEORGIA SOUTHERN																	
at Miami (Ohio)																	
TOLEDO																	
DRAKE																	
at Northern Iowa																	
at Evansville																	
SOUTHERN ILLINOIS																	
at Missouri State																	
NORTHERN IOWA																	
ILLINOIS STATE																	
at Indiana State																	
VALPARAISO																	
at Loyola																	
at Drake																	
EVANSVILLE																	
INDIANA STATE																	
at Southern Illinois																	
MISSOURI STATE																	
at Valparaiso																	
at Illinois State																	
LOYOLA																	



#22 JA'SHON HENRY

Forward | 6-6 | 225 | So. | Saskatoon, Saskatchewan | Athol Murray College of Notre Dame

CAREER STATISTICS

Season	GP-GS	Min/Avg	FG	FGA	FG%	3FG	3FGA	3P%	FTM	FTA	FT%	O	D	REB	AVG	PF	FO	AST	TO	BLK	STL	PTS	AVG
2018-19	29-0	351/12.1	46	87	52.9	2	7	28.6	28	53	52.8	32	39	71	2.4	40	0	7	24	8	14	122	4.2
2019-20	5-0	116/23.2	16	33	48.5	1	4	25.0	13	18	72.2	9	14	23	4.6	11	1	4	6	5	3	46	9.2
TOTAL	34-0	467/13.7	62	120	51.7	3	11	27.3	41	71	57.7	41	53	94	2.8	51	1	11	30	13	17	168	4.9

2019-20 NOTES

- Scored in double figures in 3-of-5 games this year – had just three contests of 10-plus points in 29 games as a rookie.
- Missed Bradley's game versus IUPUI with an injury (Nov. 9).
- Raised his game during the second half of his rookie season, averaging 6.7 points (shooting 56.9 percent) and 3.5 rebounds in the final 12 games of the season after averaging just 2.5 points and 1.7 boards in season's first 23 contests.

PERSONAL

FULL NAME

Ja'Shon Caden Henry

BIRTHDATE / BIRTHPLACE

March 19, 1999 in Saskatoon, Saskatchewan

MAJOR

Retail Merchandise

SEASON/CAREER BESTS

POINTS

S: 14, vs. UIC, 11/16/19

C: 17, vs. Indiana State, 2/9/19

REBOUNDS

S: 7, vs. Norfolk State, 11/19/19

C: 7, 3x (last vs. Norfolk St, 11/19/19)

ASSISTS

S: 2, vs. Norfolk State, 11/19/19

C: 2, 3x (last vs. Norfolk St, 11/19/19)

BLOCKED SHOTS

S: 3, vs. Norfolk State, 11/19/19

C: 3, vs. Norfolk State, 11/19/19

STEALS

S: 2, vs. UIC, 11/16/19

C: 2, 3x (last vs. UIC, 11/16/19)

MINUTES

S: 28, vs. Norfolk State, 11/19/19

C: 28, vs. Norfolk State, 11/19/19

FIELD GOALS MADE

S: 5, vs. UIC, 11/16/19

C: 5, 3x (last vs. UIC, 11/16/19)

3-POINT FIELD GOALS MADE

S: 1, at Saint Joseph's, 11/5/19

C: 1, 2x (last at Loyola, 3/2)

FREE THROWS MADE

S: 4, vs. UIC, 11/16/19

C: 7, vs. Indiana State, 2/9/19

MISCELLANEOUS

LED TEAM IN SCORING

Season: 1 | Career: 1

LED TEAM IN REBOUNDING

Season: 0 | Career: 1

LED TEAM IN ASSISTS

Season: 0 | Career: 0

20+ POINTS

Season: 0 | Career: 0

10+ POINTS

Season: 3 | Career: 6

10+ REBOUNDS

Season: 0 | Career: 0

DOUBLE-DOUBLES

Season: 0 | Career: 0

2019-20 GAME-BY-GAME STATS

Opponent	GS	Min	FG	FGA	3FG	3FGA	FT	FTA	OFF	DEF	REB	PF	AST	TO	BLK	STL	PTS
at Saint Joseph's	21	3	7	1	2		3	3	3	3	6	5	0	0	1	0	10
IUPUI																	
UIC	24	5	6	0	0		4	4	0	2	2	0	1	0	0	2	14
NORFOLK STATE	28	4	8	0	1		2	5	2	5	7	2	2	0	3	1	10
RADFORD	22	3	5	0	0		2	4	2	1	3	3	1	3	1	0	8
vs. Northwestern	21	1	7	0	1		2	2	2	3	5	1	0	3	0	0	4
vs. Kansas State																	
at Memphis																	
NORTH CAROLINA A&T																	
MARYVILLE																	
GEORGIA SOUTHERN																	
at Miami (Ohio)																	
TOLEDO																	
DRAKE																	
at Northern Iowa																	
at Evansville																	
SOUTHERN ILLINOIS																	
at Missouri State																	
NORTHERN IOWA																	
ILLINOIS STATE																	
at Indiana State																	
VALPARAISO																	
at Loyola																	
at Drake																	
EVANSVILLE																	
INDIANA STATE																	
at Southern Illinois																	
MISSOURI STATE																	
at Valparaiso																	
at Illinois State																	
LOYOLA																	



#23 VILLE TAHVANAINEN

Guard | 6-4 | 205 | Fr. | Helsinki, Finland | Helsinki Basketball Academy

CAREER STATISTICS

Season	GP-GS	Min/Avg	FG	FGA	FG%	3FG	3FGA	3P%	FTM	FTA	FT%	O	D	REB	AVG	PF	FO	AST	TO	BLK	STL	PTS	AVG
2019-20	6-0	70/11.7	5	20	25.0	2	15	13.3	0	0	0.0	0	5	5	0.8	7	0	4	4	0	0	12	2.0

2019-20 NOTES

- Led Bradley with 18 points off the bench in exhibition victory, making 7-of-9 field goals and 4-of-5 3-pointers (Oct. 29).

PERSONAL

FULL NAME

Ville Sakari Tahvanainen

BIRTHDATE / BIRTHPLACE

June 30, 2000 in Helsinki, Finland

MAJOR

Business Marketing

CAREER BESTS

POINTS

5, vs. IUPUI, 11/9/19

REBOUNDS

2, vs. IUPUI, 11/9/19

ASSISTS

2, vs. Northwestern, 11/25/19

BLOCKED SHOTS

n/a

STEALS

n/a

MINUTES

21, vs. IUPUI, 11/9/19

FIELD GOALS MADE

2, vs. IUPUI, 11/9/19

3-POINT FIELD GOALS MADE

1, 2x (last vs. IUPUI, 11/9/19)

FREE THROWS MADE

n/a

MISCELLANEOUS

LED TEAM IN SCORING

2019-20 Season 0

LED TEAM IN REBOUNDING

2019-20 Season 0

LED TEAM IN ASSISTS

2019-20 Season 1

20+ POINTS

2019-20 Season 0

10+ POINTS

2019-20 Season 0

10+ REBOUNDS

2019-20 Season 0

DOUBLE-DOUBLES

2019-20 Season 0

2019-20 GAME-BY-GAME STATS

Opponent	GS	Min	FG	FGA	3FG	3FGA	FT	FTA	OFF	DEF	REB	PF	AST	TO	BLK	STL	PTS
at Saint Joseph's	14	1	4	1	3	0	0	0	0	1	1	2	1	0	0	0	3
IUPUI	21	2	5	1	4	0	0	0	0	2	2	1	1	0	0	0	5
UIC	6	1	2	0	1	0	0	0	0	0	0	2	0	1	0	0	2
NORFOLK STATE	9	0	4	0	3	0	0	0	0	1	1	2	0	1	0	0	0
RADFORD	7	0	3	0	3	0	0	0	0	0	0	0	0	0	0	0	0
vs. Northwestern	13	1	2	0	1	0	0	0	0	1	1	0	2	2	0	0	2
vs. Kansas State																	
at Memphis																	
NORTH CAROLINA A&T																	
MARYVILLE																	
GEORGIA SOUTHERN																	
at Miami (Ohio)																	
TOLEDO																	
DRAKE																	
at Northern Iowa																	
at Evansville																	
SOUTHERN ILLINOIS																	
at Missouri State																	
NORTHERN IOWA																	
ILLINOIS STATE																	
at Indiana State																	
VALPARAISO																	
at Loyola																	
at Drake																	
EVANSVILLE																	
INDIANA STATE																	
at Southern Illinois																	
MISSOURI STATE																	
at Valparaiso																	
at Illinois State																	
LOYOLA																	



#25 NATE KENNEL

Guard | 6-6 | 210 | Sr. | Metamora, Ill. | Metamora Township High School

CAREER STATISTICS

Season	GP-GS	Min/Avg	FG	FGA	FG%	3FG	3FGA	3P%	FTM	FTA	FT%	O	D	REB	AVG	PF	FO	AST	TO	BLK	STL	PTS	AVG
2016-17	32-16	572/17.9	59	139	42.4	31	75	41.3	32	44	72.7	4	56	60	1.9	73	3	53	43	6	16	181	5.7
2017-18	33-16	849/25.7	99	262	37.8	69	180	38.3	37	48	77.1	12	78	90	2.7	81	1	61	49	5	22	304	9.2
2018-19	35-11	972/27.8	113	264	42.8	65	162	40.1	34	52	65.4	6	77	83	2.4	87	3	66	36	6	20	325	9.3
2019-20	6- 6	181/30.2	24	51	47.1	13	32	40.6	6	8	75.0	2	17	19	3.2	16	0	12	4	1	6	67	11.2
TOTAL	106-49	2574/24.3	295	716	41.2	178	449	39.6	109	152	71.7	24	228	252	2.4	257	7	192	132	18	64	877	8.3

PERSONAL

FULL NAME

Nathan Joseph Kennell

BIRTHDATE / BIRTHPLACE

December 18, 1997 in Peoria, Ill.

MAJOR

Management Information Systems

SEASON/CAREER BESTS

POINTS

S: 20, vs. Radford, 11/22/19

C: 25, at Indiana State, 1/28/18

REBOUNDS

S: 6, vs. IUPUI, 11/9/19

C: 8, vs. Georgia Southern, 11/25/17

ASSISTS

S: 4, vs. Norfolk State, 11/19/19

C: 8, vs. Missouri State, 2/22/17

BLOCKED SHOTS

S: 1, at Saint Joseph's, 11/5/19

C: 2, at Eastern Illinois, 11/29/16

STEALS

S: 3, 2x (last vs. Radford, 11/22/19)

C: 4, vs. UTSA, 11/18/17

MINUTES

S: 35, vs. Norfolk State, 11/19/19

C: 37, at Northern Iowa, 2/15/17

FIELD GOALS MADE

S: 8, vs. Radford, 11/22/19

C: 8, 2x (last vs. Radford, 11/22/19)

3-POINT FIELD GOALS MADE

S: 4, vs. Radford, 11/22/19

C: 7, at Indiana State, 1/28/18

FREE THROWS MADE

S: 4, at Saint Joseph's, 11/5/19

C: 6, 2x (last vs. Valparaiso, 1/3/18)

MISCELLANEOUS

LED TEAM IN SCORING

Season: 1 | Career: 12

LED TEAM IN REBOUNDING

Season: 0 | Career: 2

LED TEAM IN ASSISTS

Season: 0 | Career: 18

20+ POINTS

Season: 1 | Career: 4

10+ POINTS

Season: 4 | Career: 41

10+ REBOUNDS

Season: 0 | Career: 0

DOUBLE-DOUBLES

Season: 0 | Career: 0

CAREER HONORS

2018-19 Missouri Valley Conference Sixth Man of the Year

2019 MVC All-Tournament Team

Two-Time Missouri Valley Conference Scholar-Athlete Second Team (2017-18 & 2018-19)

2019-20 NOTES

- Scored a season-best 20 points in last Friday's win versus Radford, making 8-of-13 field goals and 4-of-6 from 3-point range (Nov. 22).
- Became the first Brave to be named MVC Sixth Man of the Year last season (award was first presented in 1997).
- Ranks 10th in school history with 178 made 3-pointers.
- Places fifth among active players in the Valley with 857 career points and third with 174 made 3-pointers.

2019-20 GAME-BY-GAME STATS

Opponent	GS	Min	FG	FGA	3FG	3FGA	FT	FTA	OFF	DEF	REB	PF	AST	TO	BLK	STL	PTS
at Saint Joseph's	*	34	5	11	1	4	4	4	1	4	5	4	3	2	1	3	15
IUPUI	*	27	4	8	3	7	1	2	0	6	6	2	1	0	0	0	12
UIC	*	31	3	6	2	3	0	0	0	3	3	0	0	2	0	0	8
NORFOLK STATE	*	35	4	12	3	11	0	0	0	1	1	3	4	0	0	0	11
RADFORD	*	33	8	13	4	6	0	0	1	2	3	4	2	0	0	3	20
vs. Northwestern	*	21	0	1	0	1	1	2	0	1	1	3	2	0	0	0	1
vs. Kansas State																	
at Memphis																	
NORTH CAROLINA A&T																	
MARYVILLE																	
GEORGIA SOUTHERN																	
at Miami (Ohio)																	
TOLEDO																	
DRAKE																	
at Northern Iowa																	
at Evansville																	
SOUTHERN ILLINOIS																	
at Missouri State																	
NORTHERN IOWA																	
ILLINOIS STATE																	
at Indiana State																	
VALPARAISO																	
at Loyola																	
at Drake																	
EVANSVILLE																	
INDIANA STATE																	
at Southern Illinois																	
MISSOURI STATE																	
at Valparaiso																	
at Illinois State																	
LOYOLA																	



#4 TERRY NOLAN JR.

Guard | 6-4 | 190 | Jr. | Baltimore, Md. | George Washington

CAREER STATISTICS

Season	GP-GS	Min/Avg	FG	FGA	FG%	3FG	3FGA	3P%	FTM	FTA	FT%	O	D	REB	AVG	PF	FO	AST	TO	BLK	STL	PTS	AVG
2017-18	33-31	971/29.4	96	136	40.7	38	119	31.9	71	99	71.7	24	82	106	3.2	93	3	82	66	12	52	301	9.1
2018-19	29-20	809/27.9	86	239	36.0	51	146	34.9	83	134	61.9	14	120	134	4.6	76	1	53	48	12	28	306	10.6
TOTAL	62-51	1780/28.7	182	475	38.3	89	265	33.6	154	233	66.1	38	202	240	3.9	169	4	135	114	24	80	607	9.8

2019-20 NOTES

- Junior transfer from George Washington. Sitting out the 2019-20 season due to NCAA transfer rules.

PERSONAL

FULL NAME

Terry Nolan Jr.

BIRTHDATE / BIRTHPLACE

Sept. 10, 1998 in Baltimore, Md.

MAJOR

Public Relations



#21 KEVIN McADOO

Guard | 6-2 | 180 | Jr. | Pontiac, Mich. | Eastern Michigan

CAREER STATISTICS

Season	GP-GS	Min/Avg	FG	FGA	FG%	3FG	3FGA	3P%	FTM	FTA	FT%	O	D	REB	AVG	PF	FO	AST	TO	BLK	STL	PTS	AVG
2017-18	28- 2	319/11.4	46	100	46.0	22	57	38.6	15	19	78.9	4	14	18	0.6	14	0	16	19	3	4	129	4.6
2018-19	31-19	719/23.2	93	228	40.8	40	123	32.5	41	58	70.7	13	22	35	1.1	49	1	45	49	0	30	267	8.6
TOTAL	59-21	1038/17.6	139	328	42.4	62	180	34.4	56	77	72.7	17	36	53	0.9	63	1	61	68	3	34	396	6.7

2019-20 NOTES

- Junior transfer from Eastern Michigan. Sitting out the 2019-20 season due to NCAA transfer rules.

PERSONAL

FULL NAME

Kevin Anthony Curtis McAdoo

BIRTHDATE / BIRTHPLACE

Oct. 15, 1999 in Pontiac, Mich.

MAJOR

Business



#51 RIENK MAST

Forward | 6-9 | 230 | Fr. | Groningen, Netherlands | Donar Groningen

2019-20 NOTES

- Out for the season with an injury.

PERSONAL

FULL NAME

Rienk Johannes Mast

BIRTHDATE / BIRTHPLACE

July 19, 2001 in Groningen, Netherlands

MAJOR

Physics

RECORD:	OVERALL	HOME	AWAY	NEUTRAL
ALL GAMES	4-2	4-0	0-1	0-1
CONFERENCE	0-0	0-0	0-0	0-0
NON-CONFERENCE	4-2	4-0	0-1	0-1

#	Player	gp-gs	min	avg	Total		3-Point		F-Throw		Rebounds				pf	dq	a	to	blk	stl	pts	avg
					fg-fga	fg%	3fg-fga	3fg%	ft-fa	ft%	off	def	tot	avg								
05	Brown, Darrell	6-6	208	34.7	20-66	.303	10-29	.345	32-42	.762	3	9	12	2.0	13	0	35	15	0	9	82	13.7
10	Childs, Elijah	6-6	177	29.5	35-71	.493	2-9	.222	6-9	.667	24	31	55	9.2	12	1	8	11	6	3	78	13.0
25	Kennell, Nate	6-6	181	30.2	24-51	.471	13-32	.406	6-8	.750	2	17	19	3.2	16	0	12	4	1	6	67	11.2
12	Bar, Koch	6-6	156	26.0	21-38	.553	0-0	.000	15-21	.714	24	28	52	8.7	8	0	6	12	5	4	57	9.5
22	Henry, Ja'Shon	5-0	116	23.2	16-33	.485	1-4	.250	13-18	.722	9	14	23	4.6	11	1	4	6	5	3	46	9.2
00	Kingsby, Danya	6-6	149	24.8	12-34	.353	4-13	.308	16-19	.842	4	15	19	3.2	16	0	12	8	1	7	44	7.3
03	Gabriel, Stephan	6-0	81	13.5	7-23	.304	4-9	.444	3-9	.333	9	7	16	2.7	8	0	3	7	0	0	21	3.5
01	Boya, Ari	3-0	16	5.3	4-9	.444	0-0	.000	2-3	.667	3	2	5	1.7	3	0	1	1	2	0	10	3.3
23	Tahvanainen, Ville	6-0	70	11.7	5-20	.250	2-15	.133	0-0	.000	0	5	5	0.8	7	0	4	4	0	0	12	2.0
02	Thomas, Antonio	6-0	41	6.8	4-10	.400	0-1	.000	1-1	1.000	0	3	3	0.5	7	0	3	2	0	0	9	1.5
13	Houpt, Sean	2-0	5	2.5	0-1	.000	0-1	.000	0-0	.000	0	0	0	0.0	1	0	0	0	0	0	0	0.0
Team											8	13	21					2				
Total.....		6	1200		148-356	.416	36-113	.319	94-130	.723	86	144	230	38.3	102	2	88	72	20	32	426	71.0
Opponents.....		6	1200		138-329	.419	42-147	.286	76-108	.704	62	143	205	34.2	113	-	65	93	17	40	394	65.7

TEAM STATISTICS	BRAD	OPP	Date	Opponent	Score	Att.
SCORING	426	394	11-05-19	at Saint Joseph's	L 81-86	2068
Points per game	71.0	65.7	11-09-19	IUPUI	w 90-56	5518
Scoring margin	+5.3	-	11-16-19	UIC	w 65-56	5411
FIELD GOALS-ATT	148-356	138-329	11-19-19	NORFOLK STATE	w 69-57	4813
Field goal pct	.416	.419	11-22-19	RADFORD	w 70-61	5167
3 POINT FG-ATT	36-113	42-147	11-25-19	vs Northwestern	L 51-78	2286
3-point FG pct	.319	.286	* - Conference game			
3-pt FG made per game	6.0	7.0				
FREE THROWS-ATT	94-130	76-108				
Free throw pct	.723	.704				
F-Throws made per game	15.7	12.7				
REBOUNDS	230	205				
Rebounds per game	38.3	34.2				
Rebounding margin	+4.2	-				
ASSISTS	88	65				
Assists per game	14.7	10.8				
TURNOVERS	72	93				
Turnovers per game	12.0	15.5				
Turnover margin	+3.5	-				
Assist/turnover ratio	1.2	0.7				
STEALS	32	40				
Steals per game	5.3	6.7				
BLOCKS	20	17				
Blocks per game	3.3	2.8				
ATTENDANCE	20909	4354				
Home games-Avg/Game	4-5227	1-2068				
Neutral site-Avg/Game	-	1-2286				

Score by Periods	1st	2nd	Totals
Bradley	209	217	426
Opponents	195	199	394