



# DELAWARE FIGHTIN' BLUE HENS BASEBALL GAME NOTES

a new era. ≡



Nick Vuylsteke, Associate Director, Communications & Creative Services | 586-262-7414 | nickv@udel.edu

## 2026 SCHEDULE

### 10-15, 1-5 CUSA

H: 9-4 | A: 1-11 | N: 0-0

#### FEBRUARY (4-7)

Feb. 13	at Elon	L, 1-13
Feb. 14	at Elon (DH game 1)	L, 5-7
Feb. 14	at Elon (DH game 2)	L, 4-17
Feb. 17	La Salle	W, 6-4
Feb. 20	at Mississippi State	L, 2-9
Feb. 21	at Mississippi State	L, 0-10 (8 inn.)
Feb. 22	at Mississippi State	L, 3-7
Feb. 24	at Maryland	L, 14-15
Feb. 25	La Salle	W, 8-4
Feb. 27	Rider	W, 13-8
Feb. 28	Rider	W, 5-4

#### MARCH (6-8)

March 1	Rider	W, 5-4
March 4	Maryland	L, 3-7
March 6	Canisius	L, 5-7
March 7	Canisius	W, 14-1 (7 inn.)
March 8	Canisius	W, 10-0 (7 inn.)
March 10	at Penn	W, 5-3
March 13	at LA Tech*	L, 0-5
March 14	at LA Tech*	L, 3-9
March 15	at LA Tech*	L, 4-17 (7 inn.)
March 18	St. Joe's	W, 18-0 (7 inn.)
March 20	Dallas Baptist*	W, 5-4
March 21	Dallas Baptist*	L, 10-2
March 22	Dallas Baptist*	L, 6-8 (10 inn.)
March 24	at Rutgers	L, 0-8
March 27	Kennesaw State*	5 p.m.
March 28	Kennesaw State*	2 p.m.
March 29	Kennesaw State*	12 p.m.
March 31	Rider#	5 p.m.

#### APRIL (0-0)

April 2	at NM State*	6 p.m.
April 3	at NM State*	6 p.m.
April 4	at NM State*	11 a.m.
April 7	at Lehigh or St. Joe's#	TBA
April 10	Missouri State*	5 p.m.
April 11	Missouri State*	2 p.m.
April 12	Missouri State*	12 p.m.
April 14	Delaware State	5 p.m.
April 17	at MTSU	
April 18	at MTSU	
April 19	at MTSU	
April 21	LBC Championship#	4 p.m.
April 21/22	at St. Joe's	3 p.m.
April 24	at Liberty*	3 p.m.
April 25	at Liberty*	1 p.m.
April 26	at Liberty*	1 p.m.
April 28	at Delaware State	3 p.m.

#### MAY (0-0)

May 1	FIU*	6:30 p.m.
May 2	FIU*	6:30 p.m.
May 3	FIU*	11:30 a.m.
May 8	at Sam Houston*	6:30 p.m.
May 9	at Sam Houston*	2 p.m.
May 10	at Sam Houston*	12 p.m.
May 14	Western Kentucky*	6:30 p.m.
May 15	Western Kentucky*	5 p.m.
May 16	Western Kentucky*	10:30 a.m.

May 20-24 CUSA BASE Championship TBD  
Home Games in **BOLD** All times ET

\* CUSA Game  
# Liberty Bell Classic

march 27-29 | game 26-28 | newark, del. | bob hannah stadium | espn+

## DELAWARE (10-15, 1-5 CUSA)

GM  
26-28

## KENNESAW STATE (11-10, 2-4 CUSA)



**Head Coach:** Greg Mamula  
**Record at UD:** 99-95 (4th year)  
**Career Record:** 224-140 (7th year)  
**Last:** L, 8-0 at Rutgers



**Head Coach:** Ryan Coe  
**Record at KSU:** 135-118 (5th year)  
**Career Record:** Same  
**Last:** W, 10-7 at No. 4 Georgia

## FIRST PITCH

The University of Delaware baseball welcomes Conference USA foe Kennesaw State to 302 for a three-game series at Bob Hannah Stadium this weekend. This will be the first-ever matchup between the Fightin' Blue Hens and Owls.

This weekend is the start of four-straight home games for Delaware to close out the month of March. UD is currently on a stretch of eight home games over a 13 day time span.

Last weekend, the Blue Hens earned their first victory as a member of Conference USA over Dallas Baptist on March 20th by a score of 5-4.

In the 5-4 win, the Blue Hens had solo home runs from **Evan Bouldin**, **LT Cockrill** and **Matthew Minckler**. On the mound, the Blue Hens only used two pitchers: **Ryan McLaughlin** and **Ryan Pugh**. McLaughlin pitched a career-high five innings, allowed four hits, two earned runs and struck out two batters. Pugh pitched the final four innings. He struck out a career-high five batters.

Last week, **Evan Bouldin** hit .466/.529/.933 in 15 plate appearances. He hit two home runs and six RBIs during the stretch. The Middletown, Delaware native leads the Blue Hens offense in batting average (.355), on-base percentage (.446), slugging percentage (.645), OPS (1.091), home runs (seven) RBIs (22) and hits (33).

Kennesaw State enters the weekend with an 11-10 record overall and 2-4 record in conference. The Owls defeated No. 4 Georgia 10-7 on March 24.

**Greg Mamula** is one win away from his 100th win as Delaware's head coach. He has 224 wins in his career, dating back to his time with DII West Chester from 2007-2009.

## HOW TO FOLLOW

TV/Stream ..... ESPN+  
Play-by-Play ..... Matt Janus  
  
Live Stats ..... statsbroadcast  
X/Instagram ..... @DelawareBASE

## WHO ARE WE

Only refer to our institution as the University of Delaware or UD. Do not use "U of D," "UofD," "the U of D" or "UDEl." Do not use periods in "UD."

We are the Fightin' Blue Hens on first reference and Blue Hens, Hens, or Blue & Gold after that.

## CONTACT US

Please contact Associate Director of Communications and Creative Services Nick Vuylsteke for player and coaches interview request.

Email ..... nickv@udel.edu  
Cell ..... 586-262-7414

## SERIES HISTORY

First meeting between Delaware and Kennesaw State

All-T  
Mar  
Hom  
Roar  
Neu  
Curr  
Last

# A NEW ERA

After a nearly 18-month wait, the new era is finally here and the University of Delaware Fightin' Blue Hens are officially full members of Conference USA as of July 1, 2025. Fourteen of UD's 22 varsity programs will be housed in CUSA, with seven others joining as affiliate members in the Atlantic Sun (women's lacrosse, men's and women's swimming & diving), Atlantic 10 (men's lacrosse), Mid-American Conference (rowing), The Summit League (men's soccer), Atlantic Hockey America (ice hockey) and Mountain Pacific Sports Federation (field hockey)

An athletic department built on history and tradition, Delaware brings an abundance of success to CUSA having won 10 national championships, 172 team conference titles, 282 individual conference crowns, 342 major conference awards, 2,655 all-league selections, and 543 all-americans.

UD student-athletes complement their athletic success with strong academic performances. During the 2024-25 academic year, the Blue Hens compiled a cumulative 3.41 grade-point average—the highest in department history, excluding academic terms impacted by

COVID-19. This marked the 11th-consecutive year and the 23rd-straight semester in which UD student-athletes have posted a 3.00 GPA or better.

The move will push the Delaware brand across the nation, spanning from the northeast down into Florida, and west as far as New Mexico. However, the reach won't stop there. At least five football games will hit the national scene on CBS Sports Network/ESPN family of networks, including a non-conference tilt on FOX against Colorado. Men's and women's basketball will also have the chance to play nationally televised games as part of CUSA's media rights agreement with CBS Sports Network and ESPN.

Speaking of reach, Delaware's initial announcements about joining Conference USA reached over two billion people according to social media analytics. Put that into perspective - just over one million people live in the state of Delaware. That means these announcements reached over 2,000 Delawares.

Conference USA is an NCAA Division I conference championing success in

college athletics through dedicated leadership, dynamic partnership, and diverse membership. Founded in 1995 and based in Dallas, CUSA is home to nine schools: FIU, Jacksonville State, Liberty, Louisiana Tech, Middle Tennessee, New Mexico State, Sam Houston, UTEP, and WKU. Kennesaw State joined the league in 2024 and Delaware begins competition in 2025.

"Adding the University of Delaware is a tremendous opportunity for Conference USA as we strategically position ourselves for continued success," Conference USA Commissioner Judy MacLeod said. "We are excited to add the state's flagship university with its rich history in athletics and academics and look forward to our partnership with President Dennis Assanis, Director of Athletics Chrissi Rawak, and their leadership group."



## CUSA SPONSORED DELAWARE SPORTS

- Baseball
- M/W Basketball
- W Cross Country/Track & Field
- Football
- M/W Golf
- W Soccer
- Softball
- M/W Tennis
- Volleyball

## OTHER DELAWARE SPORTS AFFILIATIONS

- Field Hockey
- W Ice Hockey
- M Lacrosse
- MPSF
- Atlantic Hockey America
- Atlantic 10
- W Lacrosse
- W Rowing
- M Soccer
- M/W Swim/Dive
- Atlantic Sun
- Mid-American
- The Summit League
- Atlantic Sun

## 2026 DELAWARE NUMERICAL ROSTER

#	NAME	POS.	YR.	HT.	WT.	B/T	HOMETOWN/HIGH SCHOOL (PREV. SCHOOL)
1	Sal Mineo	OF	So.	5-11	195	L/L	Slipper Rock, Pa / Slippery Rock (Ohio State)
2	Connor Doherty	INF/OF	Fr.	6-1	195	R/R	Fairfax, Va. / Robinson
3	Matthew Minckler	INF/RHP	So.	6-0	175	R/R	Bangkok, Thailand / Portsmouth (Virginia Tech)
4	Rory Finn	INF/RHP	So.	5-10	190	R/R	Warrington, Pa. / Springside Chesnut Hill
5	Jeremy Wolf	INF	Sr.	5-9	170	R/R	Sicklerville, N.J. / Gloucester Catholic (UNC Greensboro)
6	LT Cockrill	C	Sr.	5-10	205	R/R	Las Vegas, Nev. / Centennial (State College of Florida)
7	Evan Bouldin	INF	Sr.	6-2	200	R/R	Middletown, Del. / Appoquinimink (Delaware State)
8	Anthony Charles	OF	Sr.	6-3	195	L/L	Mullica Hill, N.J. / Clearview (Goldey Beacom)
10	Andrew Callaway	LHP	Jr.	6-0	210	R/L	Seaford, Del. / Delma (West Virginia)
11	Luke Lambert	C	Sr.	5-9	185	R/R	McDonald, Pa / West Allegheny (Eastern Florida State College)
12	Dylan Bryan	LHP	Jr.	6-2	195	L/L	Lutherville, Md./ Loyola-Blakefield
14	Harry Carr	INF	So.	6-1	175	L/R	Philadelphia, Pa / Monsignor Bonner (Butler)
15	Ryan Pugh	RHP	So.	6-0	205	R/R	South Riding, Va./ Freedom (Virginia Tech)
16	Vincent Davis	INF/OF	Jr.	6-0	210	R/R	Somerdale, N.J. / Highland (Manhattan)
17	Noah Burroughs	OF	So.	6-1	195	R/R	Millsboro, Del. / Sussex Central (Salisbury)
18	Jack Maiale	RHP/INF	Fr.	6-4	220	R/R	New Paltz, N.Y. / New Paltz
19	Jackson Hulcher	RHP	Jr.	6-3	190	R/R	Ashburn, Va. / Broad Run (Richard Bland CC)
20	Doug Marose	RHP	Gr.	6-5	230	R/R	Laytonsville, Md. / Gaithersburg (Harford CC)
21	Nick Bilotto	RHP	Fr.	6-2	190	R/R	Ellicott City, Md. / Glenelg
22	Sam Winsett	INF	So.	6-1	190	R/R	Voorhees, N.J. / Eastern (Coastal Carolina)
23	Luke Guire	INF	INF	6-3	210	S/R	Bordentown, N.J. / Bordentown
24	Ethan Shaub	LHP	Gr.	5-10	190	R/L	Haddon Township, N.J. / Haddon Township (Gloucester CC)
25	Elias Conway	LHP	Jr.	6-0	180	L/L	East Nassau, N.Y. / Columbia
27	Anthony DeCeasare	C	Fr.	6-2	220	R/R	Yorktown Heights, N.Y. / Stony Brook School
28	Tim Hartman	RHP	Sr.	5-11	180	R/R	Lumberton, N.J. / Rancocas Valley (Gloucester CC)
29	Chase Deibler	RHP	Fr.	6-3	185	R/R	Enola, Pa. / East Pennsboro
30	Grant Fournier	OF	Fr.	5-10	170	L/L	Cherry Hill, N.J. / Cherry Hill West
31	Matt Reyes	RHP	Sr.	5-10	195	L/R	Northford, Conn. / St. Thomas More (Louisburg CC)
32	Jonah Richardson	RHP	So.	6-0	215	R/R	Boiling Springs, Pa. / Boiling Spring
33	Ryan McLaughlin	RHP	Jr.	6-2	190	R/R	Berlin, Md. / Stephen Decatur
35	Jake Marchesano	RHP	Fr.	6-2	180	R/R	Feasterville, Pa. / Archbishop Ryan
36	Ben Moyzan	RHP	Jr.	6-1	205	R/R	Bethlehem, Pa. / Notre Dame (Old Dominion)
37	Evan Lewis	RHP	Gr.	6-2	205	R/R	Severna Park, Md. / Severna Park (Gaston Community College)
38	Cole Carbone	C	Jr.	6-2	210	L/R	Cranston, RI / Worchester Academy (Houston)
39	Brady Blum	RHP	So.	6-1	180	R/R	Northfield, N.J. / Mainland
41	Joaquin Rodriguez	INF	Fr.	6-6	230	L/R	Harbenson, Del. / Sussex Central
42	Jake Pollaro	LHP	So.	6-5	240	L/L	Pittsburgh, Pa. / North Hills

**Head Coach:**

**Recruiting Coordinator:**

**Pitching Coach:**

**Volunteer Assistant:**

Greg Mamula (St. Bonaventure '98), 4th season  
 Chris Bresnahan (Elon '13), 2nd season  
 Daniel Sweeney (East Tennessee State '19), 2nd season  
 Jimmy Losh (Millersville '23), 1st season

## ROSTER BY CLASS

### GRADUATE (3)

Doug Marose  
 Ethan Shaub  
 Evan Lewis

### SENIORS (8)

Jeremy Wolf  
 LT Cockrill  
 Evan Bouldin  
 Anthony Charles  
 Luke Lambert  
 Elias Conway  
 Tim Hartman  
 Matt Reyes

### JUNIORS (9)

Matthew Minckler  
 Andrew Callaway  
 Dylan Bryan  
 Vincent Davis  
 Jackson Hulcher  
 Ryan McLaughlin  
 Ben Moyzan  
 Cole Carbone  
 Elias Conway

### SOPHOMORES (9)

Sal Mineo  
 Rory Finn  
 Harry Carr  
 Ryan Pugh  
 Noah Burroughs  
 Sam Winsett  
 Jonah Richardson  
 Brady Blum  
 Jake Pollaro

### FRESHMEN (9)

Connor Doherty  
 Jack Maiale  
 Nick Bilotto  
 Luke Guire  
 Anthony DeCeasare  
 Chase Deibler  
 Grant Fournier  
 Jake Marchesano  
 Joaquin Rodriguez

## PRO-NUN-SEE-AY-SHUNS

#1	Sal Mineo	MINI-oh	#30	Grant Fournier	four-knee-YAY
#2	Connor Doherty	DOOR-ity	#35	Jake Marchesano	mar-CHUH-san-oh
#15	Ryan Pugh	PEW	#36	Ben Moyzan	moy-ZON
#17	Noah Burroughs	BURR-ohs	#38	Cole Carbone	car-bone-KNEE
#18	Jack Maiale	MY-ally	#41	Joaquin Rodriguez	wah-KEEN
#21	Nick Bilotto	Bill-AH-toe	#42	Jake Pollaro	poll-AIR-oh
#23	Luke Guire	gWHY-er	HC	Greg Mamula	ma'am-YOU-luh
#27	Anthony DeCeasare	dee-CHES-er-aye	RC	Chris Bresnahan	bres-NUH-han
#29	Chase Deibler	DIE-bler	VC	Jimmy Losh	LAHsh

## GEOGRAPHICAL

### Connecticut (1)

31 Matt Reyes RHP

### Delaware (4)

7 Evan Bouldin INF  
 10 Andrew Callaway LHP  
 17 Noah Burroughs OF  
 41 Joaquin Rodriguez-Coasta INF

### Maryland (5)

12 Dylan Bryan LHP  
 20 Doug Marose RHP  
 21 Nick Bilotto RHP  
 33 Ryan McLaughlin RHP  
 37 Evan Lewis RHP

### Nevada (1)

6 LT Cockrill C

### New Jersey (9)

5 Jeremy Wolf INF  
 8 Anthony Charles OF  
 16 Vincent Davis INF/OF  
 22 Sam Winsett INF  
 23 Luke Guire INF  
 24 Ethan Shaub LHP  
 28 Tim Hartman RHP  
 30 Grant Fournier OF  
 39 Brady Blum RHP

### New York (3)

18 Jack Maiale RHP/INF  
 25 Elias Conway LHP  
 27 Anthony DeCeasare C

### Rhode Island (1)

38 Cole Carbone C

### Pennsylvania (9)

1 Sal Mineo OF  
 4 Rory Finn INF/RHP  
 11 Luke Lambert C  
 14 Harry Carr INF  
 29 Chase Deibler RHP  
 32 Jonah Richardson RHP  
 35 Jake Marchesano RHP  
 36 Ben Moyzan RHP  
 42 Jake Pollaro LHP

### Thailand (1)

3 Matthew Minckler INF/RHP

### Virginia (3)

2 Connor Doherty INF/OF  
 15 Ryan Pugh RHP  
 19 Jackson Hulcher RHP

## HEAR OUR NAMES



**QUICK FACTS**

School.....University of Delaware  
 Location .....Newark, Del.  
 Founded .....1743  
 Enrollment .....24,039  
 President.....Laura Carlson  
 School Website .....www.udel.edu  
 Nickname.....Fightin' Blue Hens  
 School Colors.....Blue & Gold  
 Athletics Website .....www.bluehens.com  
 Director of Athletics.....Jordan Skolnick  
 Conference .....Conference USA  
 Website.....www.conferenceusa.com

**BASEBALL PROGRAM**

Stadium .....Bob Hannah Stadium  
 Capacity .....1,300  
 First Season of BASE .....1882  
 All-Time Record .....2,238-1,517-27  
 All-Time Bob Hannah Stadium .....915-391-1  
 Conference Championships.....11  
 Last .....2017  
 All-Conference Selections .....156  
 Head Coach.....Greg Mamula (St. Bonaventure '98)  
 Career Record.....218-132  
 Record at UD .....97-89  
 Seasons at UD .....4th season  
 Letter winners Returning/Lost .....19/20  
 Newcomers .....19  
     Transfers .....10  
     Freshmen .....9  
 2025 Overall Record.....28-25  
 2025 CAA Record .....12-15  
 2025 CAA Reg. Season Finish .....7th

**TABLE OF CONTENTS**

A New Era.....2  
 Roster .....3  
 Quick Facts, Media Info, Stat Comparison.....4  
 Individual Trends, Milestone Watch, On This Date. 5  
 Delaware Record When.....6  
 Mamula vs. Opponents.....7  
 Individual Game Highs, Awards, CUSA Standings.. 8  
 Game Notes.....4-8  
 Player Pages .....9-11  
 Head Coach Greg Mamula.....12  
 Assistant Coaches and Support Staff .....13  
 CUSA Page .....14  
 Blue Hens in the Pros .....15  
 Delaware Highs and Lows .....16  
 Starters by game.....17  
 Game by Game Leaders - Offense.....18  
 Game by Game Leaders- Defense .....19  
 Game by Game Leaders - Misc.....20  
 Last Time a Blue Hen/Last Time The Team.....21  
 NCAA Rankings .....22  
 NCAA Individual Rankings.....23  
 TV Roster.....24-25

**MEDIA INFORMATION**

**Interview Requests**

All interview requests for players, coaches, or staff members should be directed to Nick Vuylsteke.

**Credentials**

All credential requests for home games must be made through Nick Vuylsteke. Game-by-game credentials must be requested at least 24 hours prior to the game or the start of the weekend series.

**Media Parking**

Media parking at the Bob Hannah Stadium is at lot 106. This lot is behind the Bob Carpenter Center and is adjacent to the Delaware Softball Diamond and Grant Stadium. If parking changes, Delaware athletics will inform the media beforehand. No parking passes are needed.

**Post-Game Interview Procedures**

Following games, Delaware head coach **Greg Mamula** and select players will be made available to the media upon request. Please address coach and player requests to Nick Vuylsteke and the visiting school's sports information representative.

**GAME NOTES**

**hot start at hannah stadium**

The Fightin' Blue Hens started the season 7-2 at Bob Hannah Stadium. During that stretch, UD has out-scored its opponents 64-35, and hit .313 from the plate. On the mound, the pitching staff boast a 3.86 ERA, struck out 86 batters, and opponents BAA of .208. They are currently 9-4 at home

**big game burroughs**

Sophomore outfielder **Noah Burroughs** had a breakout performance in their midweek game at Maryland. Burroughs went 3-for-5 with two grand slams and eight RBIs. He became the first player in program history to hit two grand slams in the same game.

**two grand slams in the same game**

Burroughs performance at Maryland is the first time the Blue Hens program hit two grand slams in the same game since April 25, 2015 when they defeated William & Mary 17-14. In that game, **Zach Lopes** and **Nick Liggett** hit grand slams to give the Blue Hens the edge.

In addition, Delaware has hit two grand slams on the same day but in different games. On April 20, 1980, **Jim Sherman** had a grand slam against Baltimore, and **Jeff Trout** hit a grand slam against Glassboro State.

**Chuck Coker** also hit two grand slams on the same day against UMES on April 11, 1980. He hit a grand slam in both game one and game two of their double header.

**blue hens in the wbc**

Former Delaware, and current San Diego Padres pitcher, **Ron Marinaccio** is representing the country of Italy in the World Baseball Classic this March. During his career with the Fightin' Blue Hens, Marinaccio boasted a 3.90 career ERA and struck out 184 batters in 207 innings pitched.

**key returners - offense**

The Blue Hens are set to return a number of athletes who were mainstays in the starting lineup, including C **LT Cockrill** and INF **Evan Bouldin**.

Cockrill is coming off a 2025 campaign where he appeared in 42 games and made 41 starts. He hit .314 with nine home runs and 37 RBIs. Behind the plate, he threw out 14 runners.

Bouldin appeared and started in all 53 games for the Blue Hens. He hit .258 with eight home runs and 41 RBIs.

Additional returners include INF **Rory Finn** (43 GP-37 GS, 3 HRs, 26 RBIs) who was named the CAA Rookie of the Week on March 10, and INF/RHP **Matthew Minckler** (32 GP-22 GS, 1 HR, 19 RBIs), who became the seventh Blue Hen in program history to hit for the cycle against UMES on April 29, 2025.

**2026 STATISTICAL COMPARISON**

Category	DEL	NCAA	CUSA	KSU	NCAA	CUSA
BB	126	63rd	4th	79	267th	12th
Batting Average	.246	252nd	10th	.268	163rd	8th
Doubles	36	202nd	10th	40	160th	9th
Double Plays	22	23rd	3rd	17	105th	8th
ERA	6.53	189th	10th	6.22	169th	9th
Fielding %	.963	229th	11th	.970	149th	5th
HBP	32	158th	7th	19	280th	11th
Hits	200	185th	9th	185	231st	12th
Home Runs	22	133rd	7th	21	143rd	8th
OBP	.366	204th	10th	.357	236th	11th
Runs	141	172nd	10th	125	221st	12th
Scoring Average	5.6	212th	11th	6.0	193rd	10th
Slugging %	.386	213th	11th	.429	132th	7th
Stolen Bases	29	159th	8th	22	217th	10th
Strikeouts per Nine	7.8	211th	12th	8.8	123rd	8th
Triples	6	71st	3rd	4	148th	7th
WHIP	1.80	213th	11th	1.69	123rd	7th
Walks Allowed per Nine	7.10	287th	12th	5.41	205th	9th

**GAME NOTES**

**key returners - pitching**

The Blue Hens will return the majority of its pitching staff from the 2025 season: **Dylan Bryan, Elias Conway, Doug Marose, Tim Hartman, Ryan McLaughlin, Jake Pollaro, Ethan Shaub, Andrew Callaway, Brady Blum, Evan Lewis, and Jonah Richardson.**

**welcome to the 302 - transfers**

This offseason, head coach **Greg Mamula** brought in a number of transfers looking to make an impact for the 2026 season.

The transfer class is a combination of athletes from Division I schools (INF **Jeremy Wolf** (UNC Greensboro), OF **Sal Mineo** (Ohio State), INF **Harry Carr** (Butler), RHP **Ryan Pugh** (Virginia Tech), INF **Sam Winsett** (Coastal Carolina), C **Cole Carbone** (Houston) along with players from DII, DIII and JUCO level: OF **Anthony Charles**, (Goldey Beacom), OF **Noah Burroughs** (Salisbury) and **Jackson Hulcher** (Richard Bland CC).

**welcome to the 302 - freshman**

The Blue Hens welcome nine freshmen who will look to make a name for themselves in the 2026 season - OF **Connor Doherty**, RHP/INF **Jack Maiale**, RHP **Nick Bilotto**, INF **Luke Guire**, C **Anthony DeCeasare**, RHP **Chase Deibler**, OF **Grant Fournier**, RHP **Jake Marchesano**, INF **Joaquin Rodriguez.**

**200 career hits**

Infielder **Evan Bouldin** notched his 200 hits in his collegiate career. He had 56 hits with the Blue Hens in 2025, and 139 hits in two seasons with Delaware State.

**jucos bandits**

Head coach **Greg Mamula** has had success recruiting JUCO athletes and turning them into key contributors on the Blue Hens roster. One school in particular, Rowan College at Gloucester County in Deptford County, New Jersey has been a school that Mamula and co. has reached to several times. Rowan College is consistently a top program at the junior college level.

Current athletes on the Blue Hens squad that have come from Rowan are LHP **Ethan Shaub** and RHP **Tim Hartman**. Additionally, former OF **Aaron Graeber** started his collegiate journey at Rowan.

**fighting through adversity**

Last season, RHP **Doug Marose** started the year pitching on a torn ACL. On March 14 against Sienna, Marose had one of the best pitching performances of his career. He pitched five innings of scoreless baseball, allowed just one hit and struck out four batters. He threw just 46 pitches during the outing. Marose had ACL surgery, and also won CAA Pitcher of the Week just three days later.

**pod pitching system**

The Blue Hens introduced a “pod” system to their pitching staff last season with the addition of now second-year pitching coach **Daniel Sweeney**. The pitching staff is split into three different “pods” Three pitchers will pitch three innings each game. However, there are more than three pitchers in each pod in the scenario where they need a fourth, fifth, sixth, etc. pitcher in the game.

The idea behind pod pitching is to conserve arms so their pitchers can perform better as the season progresses.

**pod pitching improvements**

The Blue Hens pitching staff saw significant improvements with the introduction of the pod pitching system. In 2024, the Blue Hens team ERA was 6.93, recorded 430 strike outs, walked 276 batters, and allowed an opponents batting average of .296. In 2025, the Blue Hens team ERA was 5.75, struck out 437 batters, walked 249 batters, and opponents BAA .262.

Several Blue Hens saw significant improvements under the pod pitching system. LHP **Elias Conway** improved his ERA from 7.52 in 20.1innings pitched his freshman year to 4.52 ERA last season in 35.1innings pitched. He only gave up three more hits and allowed two more runs. He walked eight less batters and struck out 13 more. Opponents’ BAA also dropped from .262 to .208 with Conway on the mound. Additionally, 2025 graduates **Carter Welch** (39.2 IP, 3.18 ERA, 1.34 WHIP, 38 Ks, 15

**INDIVIDUAL TRENDS**

<b>Multi-Hit Games</b>	<b>2026</b>	<b>Career</b>
Evan Bouldin	11	63
Vincent Davis	8	16
Sal Mineo	6	8
Jeremy Wolf	5	34
Anthony Charles	5	39
LT Cockrill	4	26
Harry Carr	3	12
Noah Burroughs	3	28
Matthew Minckler	3	4
Sam Winsett	1	1
Anthony DeCesare	1	1
Rory Finn	0	11
Luke Lambert	0	8

<b>Hit streaks</b>	<b>2026</b>	<b>Career</b>
Sal Mineo	12	12
Vincent Davis	10	10
Anthony Charles	8	12
LT Cockrill	6	6
Evan Bouldin	5	12
Noah Burroughs	3	11
Harry Carr	3	7
Jeremy Wolf	3	11
<b>Sam Winsett</b>	<b>3</b>	<b>3</b>
<b>Matthew Minckler</b>	<b>2</b>	<b>3</b>
Rory Finn	0	4

**BOLD** = current hit streak

<b>Runners Caught Stealing</b>	<b>2026</b>	<b>Career</b>
LT Cockrill	3	17

**MILESTONE WATCH**

<b>Head Coach Wins at Delaware</b>	
1. Bob Hannah (1965-2000)	1,053
2. Jim Sherman (2001-2022)	606
3. Tubby Raymand (1956-1964)	142
<b>4. Greg Mamula (2023-pres.)</b>	<b>99</b>
5. Shack Martin (1943-1943 & 1946-52)	98
6. Gerald R. Doherty (1931-1941)	92

<b>Hits (Career)</b>	
Evan Bouldin	228
Anthony Charles	138
Jeremy Wolf	125

<b>Strikeouts (Career)</b>	
Elias Conway	72
Ryan McLaughlin	66
Doug Marose	66
Ethan Shaub	61

**ON THIS DATE IN DELAWARE BASEBALL HISTORY**

**MAR**  
**27-29**

Since 2015, the University of Delaware baseball program is 6-6 in games between March 27 and March 29. In 2023, the Fightin’ Blue Hens defeated Saint Joseph’s in the first round of the Liberty Bell Classic 9-3 at Bob Hannah Stadium. UD had a combined five hits, two home runs and five RBIs between JJ Freeman and Jake Dunion in the win.

**DELAWARE RECORD WHEN...**

	2026	MAMULA
Overall	10-15	99-95
Conference	1-5	46-44
Non-conference	9-10	53-51
Conference Tournament	0-0	3-4
Home	9-4	57-38
Away	1-11	39-53
Neutral	0-0	3-4
Extra Innings	0-0	7-2
Game ends in 7 or 8 inn.		14-5
Current streak	L2	L2
Current home streak	L2	L2
Current road streak	L4	L4
Current neutral streak	--	L1
Day game	10-14	84-79
Night game (After 6 pm)	0-1	15-16
February	4-7	15-20
March	6-8	33-34
April	0-0	31-21
May	0-0	19-20
On Midweeks	4-3	26-18
On Series Openers	2-4	23-25
On Second Game of Series	2-4	18-28
On Series Finale	2-4	29-20
Scoring first	8-6	56-31
Opponent scores first	2-9	46-63
Leading after 6 innings	8-1	73-9
Trailing after 6 innings	2-14	20-81
Tied after 6 innings	0-0	6-5
Games decided by 1-3 runs	5-4	40-38
Games decided by 4-6 runs	2-4	21-26
Games decided by 7-9 runs	0-3	11-13
Games decided by 10+ runs	3-4	27-18
Offense scores 0-5 runs	4-12	18-67
Offense scores 6-9 runs	2-1	26-22
Offense scores 10-14 runs	3-1	35-5
Offense scores 15+ runs	1-0	20-0
Offense has 0-5 hits	0-3	7-26
Offense has 6-9 hits	4-11	22-44
Offense has 10-14 hits	4-1	52-23
Offense has 15-19 hits	2-0	17-2
Offense has 20+ hits	0-0	1-0
Offense walks 0-3 times	1-8	17-44
Offense walks 4-6 times	6-5	39-31
Offense walks 7-9 times	2-0	24-15
Offense walks 10+ times	1-1	19-3
Offense strikes out 0-3 times	2-0	3-8
Offense strikes out 4-6 times	4-2	31-14
Offense strikes out 7-9 times	3-6	27-24
Offense strikes out 10+ times	1-7	38-48
Pitchers allow 0-5 runs	9-1	60-16
Pitchers allow 6-9 runs	1-8	29-40
Pitchers allow 10-14 runs	0-4	10-27
Pitchers allow 15+ runs	0-2	0-11
Pitchers strike out 0-3	1-1	7-6
Pitchers strike out 4-6	2-6	25-36
Pitchers strike out 7-9	3-6	36-34
Pitchers strike out 10+	4-2	31-18
Commits 0 fielding errors	1-4	44-30
Commits 1-2 fielding errors	9-9	50-42
Commits 3-4 fielding errors	0-2	5-23
Commits 5+ fielding errors	0-0	

**GAME NOTES**

BBs) and **Dom Velazquez** (46.1 IP, 2.53 ERA, 1.08 WHIP, 50 Ks, 18 BBs) had their best seasons of their collegiate careers.

**home sweet home**

UD posts a better record at home under **Greg Mamula** (49-34) compared to on the road (38-45).

**never below .500**

During his six years as a head coach, **Greg Mamula** has never finished the season below .500. His best win percentage was back in 2009 when West Chester finished 46-12 (.793).

**DII legend**

Prior to coaching at the University of Delaware, **Greg Mamula** was the head coach at DII West Chester from 2007-09. During his three seasons in southeast PA, the Rams boasted a 124-45 record. They made it to the NCAA tournament all three years, including a trip to the college world series back in 2009. The program's 46 wins back in 2009 is still the most wins in program history.

**eye for talent**

During his coaching career, **Greg Mamula** has developed 21 players who would go on to get drafted into Major League Baseball, five of which came in the first, second or third round. Notable players who played under Mamula include MLB all-stars Ian Happ and Joey Wendle, along with Pedros Pages and Nolan Schanuel.

Additionally, pitching coach

**Daniel Sweeney** has developed his fair share of MLB draft picks. Most recently, he played a big role in the development of Nate Knowles at William & Mary. Knowles was named the CAA Pitcher of the Year, and was eventually picked in the fourth round of the 2024 MLB draft by the Tampa Bay Rays. He also helped with the development of Carter Lovasz, who was selected in the eighth round of the 2025 draft by the Atlanta Braves, and Cory Wall, who most recently posted a 3.46 ERA in Double-A level for Atlanta.

**welcome to the milb**

After a successful two-year stint with the Blue Hens, **Aaron Graeber** signed a professional contract with the Los Angeles Angels last summer. He was a two-time All-CAA selection (first team 2025, second team 2024), had a career .333 batting average, .407 obp and a .608

slg. He notched 141 hits, 28 home runs, 104 RBIs and drew 51 walks. Graeber was most known for his ability to hit the ball hard, consistently hitting the ball at over 100 MPH of exit velocity. Last season, he hit a home run against FIU with an exit velocity of 119 MPH. It would have been the hardest hit ball in Major League Baseball in 2025.

**blue hens in the pros**

**Aaron Graeber** is one of three former Blue Hens who are playing in organized professional baseball. The other two players are current San Diego Padres relief pitcher **Ron Marinaccio** and current Houston Astros starting pitcher **Brandon Walter**.

Marinaccio spent the majority of the 2025 season with the Padres Triple-A affiliate, El Paso Chihuahuas. He eventually made his way to the major league squad in the early fall. He appeared in seven games, pitched in 10.2 innings, struck out 12 batters and boasted a 0.84 ERA. Prior to his time in San Diego, he spent his career with the New York Yankees organization, including three years pitching in The Bronx. He pitched in over 100 innings and never posted an ERA over 4.00.

Walter was in the midst of a potential breakout season with the Astros in 2025. He made nine starts, pitched in 53.2 innings, boasted a 3.35 ERA, a 0.93 WHIP, and struck out 52 batters. His season was unfortunately cut short due to injury.

Former Blue Hen **Chad Kuhl** is an eight-year MLB veteran who is looking to make his way back to the pros. He formerly pitched with the Pittsburgh Pirates, Colorado Rockies, Washington Nationals, and most recently the Chicago White Sox from 2016-2024. He spent time this past fall working out with the Blue Hens at Bob Hannah Stadium staying in shape and waiting for his next opportunity to pitch at the major league level.

## MAMULA VS.

OPPONENT	H	A	N	OVR
Bryant	2-1	0-0	0-0	2-1
Canisius*	5-1	0-0	0-0	5-1
Campbell	1-2	2-1	0-0	3-3
Charleston	3-0	1-2	1-2	5-4
Dallas Baptist	1-2	0-0	0-0	1-2
<b>Delaware State</b>	<b>3-0</b>	<b>0-1</b>	<b>0-0</b>	<b>3-1</b>
<b>Elon</b>	<b>0-0</b>	<b>2-7</b>	<b>0-0</b>	<b>2-7</b>
Horstra	4-2	2-1	0-0	6-3
<b>FIU</b>	<b>0-0</b>	<b>1-2</b>	<b>0-0</b>	<b>1-2</b>
Florida Atlantic	0-0	0-3	0-0	0-3
Georgetown	0-1	1-0	0-0	1-1
George Washington	1-1	2-0	0-0	3-1
High Point*	0-0	0-0	0-0	0-0
Jacksonville	0-0	2-1	0-0	2-1
Kennesaw State*	0-0	0-0	0-0	0-0
Lafayette	3-1	2-0	0-0	5-1
LA Tech*	0-0	0-3	0-0	0-3
La Salle*	2-0	0-0	0-0	2-0
Liberty*	0-0	0-0	0-0	0-0
Lehigh	0-0	0-1	0-0	0-1
<b>Maryland</b>	<b>0-5</b>	<b>1-3</b>	<b>0-0</b>	<b>1-8</b>
MTSU*	0-0	0-0	0-0	0-0
Monmouth	1-2	3-3	0-0	4-5
Missouri State*	0-0	0-0	0-0	0-0
Mississippi State*	0-0	0-3	0-0	0-3
North Carolina A&T	5-1	2-1	0-0	7-2
North Florida	0-0	1-1	0-0	1-1
Northeastern	1-2	1-5	0-0	2-7
New Mexico State*	0-0	0-0	0-0	0-0
Ole Miss	0-0	0-3	0-0	0-3
<b>Penn</b>	<b>2-1</b>	<b>2-1</b>	<b>0-0</b>	<b>4-2</b>
Penn State	0-0	1-0	0-0	1-0
Quinnipiac	2-1	0-0	0-0	2-1
<b>Rider</b>	<b>6-2</b>	<b>0-0</b>	<b>1-1</b>	<b>7-3</b>
<b>Rutgers</b>	<b>0-3</b>	<b>0-2</b>	<b>0-0</b>	<b>0-5</b>
Sam Houston*	0-0	0-0	0-0	0-0
Siena	2-1	0-0	0-0	2-1
Stetson	0-0	2-1	0-0	2-1
<b>St. Joe's</b>	<b>4-0</b>	<b>2-2</b>	<b>0-0</b>	<b>6-2</b>
Stony Brook	4-2	2-1	0-0	6-3
Towson	3-3	3-0	0-0	6-3
UMASS Lowell	2-1	0-0	0-0	2-1
UMBC	1-0	0-0	0-0	1-0
UMES	1-0	0-0	0-0	1-0
UNCW	2-1	0-3	0-2	2-6
Western Kentucky*	0-0	0-0	0-0	0-0
William & Mary	3-2	1-2	0-0	4-4
<b>TOTALS</b>	<b>57-38</b>	<b>39-53</b>	<b>4-5</b>	<b>99-95</b>

**Bold** indicates 2025-26 opponent

\* Indicates first meeting in 2026

## GAME NOTES

**blue hen to blue jay**

Former Blue Hen catcher **John Schneider** is the current manager for the Toronto Blue Jays. The 2026 season will mark his fifth-year leading the squad from Canada. Last season was Schneider's most successful as a manager at the major league level. The Blue Jays finished the 2025 season with a 94-68 record, the best regular season record under Schneider.

The Blue Jays not only won the American League East Division, but clinched the top seed in the American League in the process. Toronto defeated the New York Yankees in the AL Divisional Series, and took down the Seattle Mariners in a dramatic seven-game series to clinch a spot in the World Series for the first time since 1993.

The Blue Jays would eventually lose the series to the Los Angeles Dodgers in another dramatic seven-game series in what many call the "greatest World Series in recent memory"

**blue hen managers in the world series**

With clinching a spot in the World Series this past fall, **John Schneider** became the first former Blue Hen turned MLB manager to appear in the World Series since **Dallas Green**, who led the Philadelphia Phillies to a World Series win in 1980.

**blue hens in independent ball**

After graduating in 2025, **Dom Velazquez** was picked up by the Gateway Grizzlies, an independent baseball team in the Frontier League, located in Sauget, Illinois.

Blue Hen alums **Billy Sullivan** and **Joseph Carpenter** played for the Lancaster Stormers in 2025. Additionally, **James Meaker** played for the Staten Island FerryHawks in 2025.

**celebration of champions**

The 1996 and 1976 teams celebrated its 30th and 50th anniversaries of winning conference championships. The 1976 squad won the East Coast Conference and the 1996 squad won the America East regular season championship and conference tournament. They earned a spot in the NCAA tournament as well.

**student intern help**

Delaware student manager **Chris McCormick** helped the Bluefield Ridge Runners win the Appalachian League Championship this past summer. McCormick served as the organization's data coordinator. In addition, McCormick

also helps the Delaware communications staff with stating games during the fall and winter.

**lethal drew**

Junior LHP **Andrew Callaway** has a self appointed nickname "lethal" or "lethal Drew".

**thailand pride**

RHP/INF **Matthew Minckler** is from Thailand. Minckler is the only athlete in Conference USA from Thailand.

**wilson brand**

Delaware baseball announced its partnership with Wilson last summer. The Chicago-based sports equipment company will provide the Blue Hens baseball program with bats, gloves and helmets for the next three seasons. UD will use gear and equipment from Wilson, along with its affiliated brands, Louisville Sluggers, DeMarini and EvoShield.

**newest staff member**

The Blue Hens welcomed Volunteer Assistant Coach **Jimmy Losh** to the staff in September. Losh joins UD after two highly successful seasons as an assistant coach at DII Millersville University from 2024-25, where he helped guide the Marauders to an 82-26 overall record.

**baseball before football**

Prior to his hall of fame coaching career with the football program, **Tubby Raymond** was the head coach of Delaware baseball from 1956-64. In his nine years, the Blue Hens had a 142-55-2 record. Under Raymond, the program also earned its first-ever trip to the NCAA tournament in 1961.

**mourning a legend**

The University of Delaware mourns the loss of one of the most respected and successful coaches in the history of collegiate baseball, **Robert "Bob" Hannah**. He was the head coach of Delaware baseball from 1965-2000 and won more games than any coach in any sport in UD history.

The program will honor the coaching icon with a patch on its hats and jerseys.

UD will also hold a celebration of life for coach Hannah. Information regarding the event will be released on a later date

## GAME NOTES

**career win 100**

Head Coach **Greg Mamula** is three wins away from 100 career wins at Delaware. Mamula has 222 wins in his career as a head coach, dating back to his time at West Chester.

Mamula would become the fourth head coach in Delaware baseball history to achieve 100 wins with the program, joining the legendary **Bob Hannah** (1053), **Jim Sherman** (606) and **Tubby Raymond** (142).

**staying local**

Former UD catcher & assistant coach **Troy O'Neal '96** is the head coach at Newark Charter High School. O'Neal also played Triple-A ball for the Arizona Diamondbacks organization after he graduated.

**newest met**

Blue Hen alum **Davis Mervis** accepted a position with the New York Mets as the organization's Minor League Pitching Coach. Mervis graduated from UD in 2021 and was an assistant coach during the 2022 season. He was previously with the North Alabama program for three and a half seasons.

**smart hens**

Three Blue Hens earned 4.0 GPAs in the fall semester: **Dylan Bryan**, **Luke Guire**, and **Ryan McLaughlin**.

**magic number 10**

Under Head Coach **Greg Mamula**, the Blue Hens are 51-4 when the offense scores 10 or more runs. Additionally, the Blue Hens are 63-24 under Mamula when the offense has 10 or more hits, as well as 18-2 when the offense walks 10 or more times.

**keep them under five**

The Blue Hens are 53-15 when the pitching staff holds the opposing offense to five runs or fewer under head coach **Greg Mamula**.

**free baseball**

Delaware is 7-2 under **Greg Mamula** when the game goes into extra innings.

**keeping it clean**

Delaware is 43-26 under **Greg Mamula** when the defense has zero errors.

**familiar foes**

Delaware will face eight programs that Mamula has faced in prior seasons: Delaware State, Elon, FIU, Maryland, Penn, Rider, Rutgers, St. Joe's.

**tough schedule**

The 2026 Delaware baseball schedule includes three teams that made the 2025 NCAA Baseball Tournament: Dallas Baptist, Mississippi State and Western Kentucky. UD will also face Big Ten opponents Maryland and Rutgers in non-conference matchups.

**liberty bell classic**

UD will once again compete in the Liberty Bell Classic. The Liberty Bell Classic was conceived in 1992 as a way for local Division I colleges to compete against each other in a tournament as well as an opportunity for the schools to play on the big league field of Citizens Bank Park (previously at Veterans Stadium). Delaware won the last LBC Championship game back in 2024, and has made the last four LBC Championship games.

## INDIVIDUAL GAME HIGHS (2026)

**AT BATS**

6 - Sal Mineo vs. Rider, 2/27/2026

**RUNS SCORED**

4 - Sal Mineo vs. Rider, 2/27/2026  
3 - Vincent Davis at Maryland, 2/24/2026  
3 - LT Cockrill at Maryland, 2/24/2026

**HITS**

4 - Sal Mineo vs. Rider, 2/27/2026  
3 - Sal Mineo vs. Rider, 2/27/2026  
4 - Evan Bouldin at LA Tech, 3/15/2026  
3 - Noah Burroughs at Maryland, 2/24/2026

**HOME RUNS**

2 - Noah Burroughs at Maryland, 2/24/2026  
2 - Vincent Davis vs. Canisius, 3/7/2026  
2 - Evan Bouldin vs. Canisius, 3/8/2026

**RBI**

8 - Noah Burroughs at Maryland, 2/24/2026  
5 - Evan Bouldin vs. St. Joe's, 3/15/2026  
5 - Vincent Davis vs. Canisius, 3/7/2026

**WALKS**

3 - Sal Mineo vs. Rider, 3/1/2026  
3 - LT Cockrill at Penn, 3/10/26  
3 - Sal Mineo vs. Dallas Baptist, 3/22/26

**STOLEN BASES**

2, Sal Mineo vs. Rider, 2/27/26  
2 - Evan Bouldin at Miss. State, 2/22/26

**INNINGS PITCHED**

5.0 - Ryan McLaughlin vs. Dallas Baptist, 3/20/26  
5.0 - Doug Marose vs. Dallas Baptist, 3/21/26  
4.2 - Doug Marose at Elon, 2/14/26

**STRIKEOUTS**

7 - Jackson Hulcher vs. La Salle, 2/17/26  
5 - Ben Moyzan vs. La Salle, 2/25/26  
5 - Elias Conway vs. Rider, 2/27/26  
5 - Ryan McLaughlin vs. Rider, 3/1/26

**PUTOUTS**

13 - Luke Lambert vs. La Salle, 2/17/2026

**ASSISTS**

8 - Matthew Minckler, 2/14/2026

## PLAYER CAREER HIGHS

## #1 - SAL MINEO - OF

SEASON HIGH	CATEGORY	CAREER HIGH
4 vs. Rider, 2/27/26	Hits	4 vs. Rider, 2/27/2026
4 vs. Rider, 2/27/26	Runs	4 vs. Rider, 2/27/2026
3, vs. St. Joe's, 3/18/26	RBIs	3, vs. St. Joe's, 3/18/26
1, twice	2B	1, three times
1, vs Canisius, 3/7/26	3B	1, twice
0	HR	0
3, twice	BB	3, twice
2 vs. Rider, 2/27/26	SB	2, twice

## #2 - CONNOR DOHERTY - OF/INF

SEASON HIGH	CATEGORY	CAREER HIGH
0	Hits	0
0	Runs	0
0	RBIs	0
0	2B	0
0	3B	0
0	HR	0
0	BB	0
0	SB	0

## #3 - MATTHEW MINCKLER - RHP/INF

SEASON HIGH	CATEGORY	CAREER HIGH
2, three times	Hits	4 vs. UMES, 4/29/25
3, vs. Rider, 2/27/26	Runs	3, vs. Rider, 2/27/26
3, vs. Canisius, 3/7/26	RBIs	6 vs. UMES, 4/29/25
1, twice	2B	1, three times
0	3B	1, two times
0	HR	1 vs. UMES, 4/29/25
2, twice	BB	2, twice
1, four times	SB	1, eight times

## #4 - RORY FINN - INF

SEASON HIGH	CATEGORY	CAREER HIGH
n/a	Hits	3, two times
n/a	Runs	4 at Penn, 3/7/25
n/a	RBIs	5 vs. Penn, 3/9/25
n/a	2B	1, done two times
n/a	3B	0
n/a	HR	1, done three times
n/a	BB	3 vs. Penn, 38/25
n/a	SB	1, twice

## #5 - JEREMY WOLF - INF

SEASON HIGH	CATEGORY	CAREER HIGH
3, vs. Canisius, 3/7/26	Hits	4, vs. VMI - 3/28/25
3, twice	Runs	3, twice
3, twice	RBIs	3, three times
1, six times	2B	2, vs. Radford - 4/20/24
1, vs. Maryland, 3/4/26	3B	1, four times
1, three times	HR	1, seven times
2, twice	BB	2, nine times
1, vs. St. Joe's, 3/18/26	SB	2, seven times

## #6 - LT COCKRILL - C

SEASON HIGH	CATEGORY	CAREER HIGH
2, four times	Hits	4, at Elon - 3/30/25
3, twice	Runs	3, three times
2 at Miss. St, 2/20/26	RBIs	4 vs. Campbell, 5/15/25
1, five times	2B	2, twice
0	3B	0
1, twice	HR	2, 5/11/25 at Monmouth
3, at Penn, 3/10/25	BB	3, at Penn, 3/10/25
1, vs. Rider, 2/28/26	SB	1, six times

## #7 - EVAN BOULDIN - INF

SEASON HIGH	CATEGORY	CAREER HIGH
4, at LA Tech, 3/15/26	Hits	5 vs. UMES, 5/11/24
2, seven times	Runs	6 vs. Merrimack, 4/12/24
5, vs. St. Joe's, 3/18/26	RBIs	6 vs. Delaware State, 2/26/25
1, six times	2B	3 vs. UMES, 5/11/24
0	3B	1, twice
2, vs. Canisius, 3/8/26	HR	2, twice
2, four times	BB	3 vs. Stonehill, 5/4/24
2, vs. Miss. St, 2/22/26	SB	2, vs. Miss. St, 2/22/26

## #8 - ANTHONY CHARLES - OF

SEASON HIGH	CATEGORY	CAREER HIGH
2, five times	Hits	4, twice
2, vs. Canisius, 3/7/26	Runs	5, vs. D'Youville - 3/5/24
1, nine times	RBIs	5, 4/10/25 vs Bloomfield
1, three times	2B	2, twice
0	3B	1, six times
0	HR	2, two times
2, twice	BB	4 vs. Saint Rose, 2/17/25
2, vs. La Salle, 2/25/26	SB	5 at Post, 4/7/24

## #10 - ANDREW CALLAWAY - P

SEASON HIGH	CATEGORY	CAREER HIGH
3.2 IP at Rutgers, 3/24/26	Innings	4 IP vs. Hofstra, 4/27/25
3 at Elon, 2/14/26	Strikeouts	4 vs. Hofstra, 4/27/25
0, at Rutgers, 3/24/26	Hits (low)	0, three times
0, three times	Walks (low)	0, six times
0, four times	Runs (low)	0, 10 times
0, six times	Earned Runs (low)	0, 14 times

## #11 - LUKE LAMBERT - C

SEASON HIGH	CATEGORY	CAREER HIGH
0	Hits	1, done seven times
2 at Elon, 2/14/2026	Runs	2 at Elon, 2/14/2026
0	RBIs	1, done two times
0	2B	1 vs. Penn State, 5/17/22
0	3B	0
0	HR	0
1 at Elon, 2/14/2026	BB	1, vs. Bradley, 2/26/22
0	SB	0

## #12 - DYLAN BRYAN - P

SEASON HIGH	CATEGORY	CAREER HIGH
3.1 IP at Elon, 2/14/2026	Innings	3.1 IP at Elon, 2/14/2026
4 at Elon, 2/14/2026	Strikeouts	4 at Elon, 2/14/2026
0 at Elon, 2/14/2026	Hits (low)	0, four times
0 at Elon, 2/14/2026	Walks (low)	0, nine times
0 at Elon, 2/14/2026	Runs (low)	0, nine times
0 at Elon, 2/14/2026	Earned Runs (low)	0, ten times

## #14 - HARRY CARR - INF

SEASON HIGH	CATEGORY	CAREER HIGH
2, three times	Hits	4, vs. Louisville, 2/26/25
1, five times	Runs	2, vs. Louisville, 2/26/25
1, four times	RBIs	3, three times
1, twice	2B	1, nine times
1, vs. Dallas Baptist, 3/20/26	3B	1, twice
0	HR	0
2, twice	BB	3 vs. Ohio, 3/2/25
2, vs. La Salle, 2/25/2026	SB	2, vs. La Salle, 2/25/2026

## PLAYER CAREER HIGHS

## #15 - RYAN PUGH - P

SEASON HIGH	CATEGORY	CAREER HIGH
4 IP, vs. Dallas Baptist, 3/20/26	<b>Innings</b>	4 IP, vs. Dallas Baptist, 3/20/26
5, vs. Dallas Baptist, 3/20/26	<b>Strikeouts</b>	5, vs. Dallas Baptist, 3/20/26
0, twice	<b>Hits (low)</b>	0, twice
0, vs. Canisius, 3/7/26	<b>Walks (low)</b>	0, vs. Canisius, 3/7/26
0, twice	<b>Runs (low)</b>	0, twice
0, twice	<b>Earned Runs (low)</b>	0, twice

## #21 - NICK BILOTTO - P

SEASON HIGH	CATEGORY	CAREER HIGH
3.2 IP, vs. Maryland/ 3/4/26	<b>Innings</b>	3.2 IP, vs. Maryland/ 3/4/26
4, vs. Maryland, 3/4/26	<b>Strikeouts</b>	4, vs. Maryland, 3/4/26
0, three times	<b>Hits (low)</b>	0, three times
0, three times	<b>Walks (low)</b>	0, three times
0, five times	<b>Runs (low)</b>	0, five times
0, four times	<b>Earned Runs (low)</b>	0, four times

## #16 - VINCENT DAVIS - OF/INF

SEASON HIGH	CATEGORY	CAREER HIGH
3, vs. Canisius, 3/7/26	<b>Hits</b>	4, two times
3, at Maryland, 2/24/26	<b>Runs</b>	3, five times
5, vs. Canisius, 3/7/26	<b>RBI</b> s	6 vs. Iona, 4/12/24
1, four times	<b>2B</b>	1, 11 times
1, vs. Canisius, 3/7/26	<b>3B</b>	1, vs. Canisius, 3/7/26
2, vs. Canisius, 3/7/26	<b>HR</b>	2, twice
2, vs. St. Joe's, 3/18/26	<b>BB</b>	2, twice
0	<b>SB</b>	2 vs. Hofstra, 3/16/24

## #22 - SAM WINSETT - INF

SEASON HIGH	CATEGORY	CAREER HIGH
2, vs. Dallas Baptist, 3/22/26	<b>Hits</b>	2, vs. Dallas Baptist, 3/22/26
2, vs. Dallas Baptist, 3/22/26	<b>Runs</b>	2, vs. Dallas Baptist, 3/22/26
1, five times	<b>RBI</b> s	1, five times
1 at Elon, 2/14/2026	<b>2B</b>	1 at Elon, 2/14/2026
1, vs. Dallas Baptist, 3/22/26	<b>3B</b>	1, vs. Dallas Baptist, 3/22/26
0	<b>HR</b>	0
1, six times	<b>BB</b>	1, six times
1, vs. Canisius, 3/6/26	<b>SB</b>	1, vs. Canisius, 3/6/26

## #17 - NOAH BURROUGHS - OF

SEASON HIGH	CATEGORY	CAREER HIGH
3, at Maryland, 2/24/26	<b>Hits</b>	4 vs. Gwynedd Mercy, 3/25/25
2 at Maryland, 2/24/26	<b>Runs</b>	4, four times
8 at Maryland, 2/24/26	<b>RBI</b> s	8 at Maryland, 2/24/2026
1, vs. Canisius, 3/7/26	<b>2B</b>	2, twice
1, vs. La Salle, 2/25/26	<b>3B</b>	1, five times
2 at Maryland, 2/24/26	<b>HR</b>	2, twice
1, twice	<b>BB</b>	2, twice
1, vs. Mississippi State, 2/22/26	<b>SB</b>	3 vs. Willaim Peace, 3/12/25

## #23 - LUKE GUIRE - INF

SEASON HIGH	CATEGORY	CAREER HIGH
0	<b>Hits</b>	0
0	<b>Runs</b>	0
0	<b>RBI</b> s	0
0	<b>2B</b>	0
0	<b>3B</b>	0
0	<b>HR</b>	0
0	<b>BB</b>	0
0	<b>SB</b>	0

## #18 - JACK MAIALE - RHP/INF

SEASON HIGH	CATEGORY	CAREER HIGH
0	<b>Hits</b>	0
0	<b>Runs</b>	0
0	<b>RBI</b> s	0
0	<b>2B</b>	0
0	<b>3B</b>	0
0	<b>HR</b>	0
0	<b>BB</b>	0
0	<b>SB</b>	0

## #24 - ETHAN SHAUB - P

SEASON HIGH	CATEGORY	CAREER HIGH
2.0 IP, at Rutgers, 3/24/26	<b>Innings</b>	6.0 IP vs. William & Mary, 5/24/24
1, three times	<b>Strikeouts</b>	6 at Georgetown, 5/6/25
0, twice	<b>Hits (low)</b>	0, three times
0, at Penn, 3/10/26	<b>Walks (low)</b>	0, four times
0, twice	<b>Runs (low)</b>	0, four times
0, twice	<b>Earned Runs (low)</b>	0, five times

## #19 - JACKSON HULCHER - P

SEASON HIGH	CATEGORY	CAREER HIGH
3.0 IP, twice	<b>Innings</b>	3.0 IP, twice
7 vs. La Salle, 2/17/2026	<b>Strikeouts</b>	7 vs. La Salle, 2/17/2026
0, twice	<b>Hits (low)</b>	0, twice
0, twice	<b>Walks (low)</b>	0, twice
0, four times	<b>Runs (low)</b>	0, four times
0, five times	<b>Earned Runs (low)</b>	0, five times

## #25 - ELIAS CONWAY - P

SEASON HIGH	CATEGORY	CAREER HIGH
3.0 IP, four times	<b>Innings</b>	4, IP vs. NC A&T, 4/20/25
5, vs. Rider, 2/27/26	<b>Strikeouts</b>	6, vs. NC A&T, 4/20/25
0, vs. Maryland, 3/4/26	<b>Hits (low)</b>	0, five times
2, three times	<b>Walks (low)</b>	0, seven times
0, vs. Canisius, 3/8/26	<b>Runs (low)</b>	0, seven times
0, twice	<b>Earned Runs (low)</b>	0, eight times

## #20 - DOUG MAROSE - P

SEASON HIGH	CATEGORY	CAREER HIGH
5.0 IP vs. Dallas Baptist, 3/21/26	<b>Innings</b>	7 IP vs. William & Mary, 3/30/24
4 vs. Dallas Baptist, 3/21/26	<b>Strikeouts</b>	8 vs. William & Mary, 3/30/24
0, at Penn, 3/10/26	<b>Hits (low)</b>	0, twice
0, at Penn, 3/10/26	<b>Walks (low)</b>	0, four times
0, at Penn, 3/10/26	<b>Runs (low)</b>	0, three times
0, at Penn, 3/10/26	<b>Earned Runs (low)</b>	0, three times

## #27 - ANTHONY DECEASARE - C

SEASON HIGH	CATEGORY	CAREER HIGH
3, vs. St. Joe's, 3/18/26	<b>Hits</b>	3, vs. St. Joe's, 3/18/26
3, vs. St. Joe's, 3/18/26	<b>Runs</b>	3, vs. St. Joe's, 3/18/26
3, vs. St. Joe's, 3/18/26	<b>RBI</b> s	3, vs. St. Joe's, 3/18/26
2, vs. St. Joe's, 3/18/26	<b>2B</b>	2, vs. St. Joe's, 3/18/26
0	<b>3B</b>	0
0	<b>HR</b>	0
2, three times	<b>BB</b>	2, three times
0	<b>SB</b>	0

## PLAYER CAREER HIGHS

## #28 - TIM HARTMAN - P

SEASON HIGH	CATEGORY	CAREER HIGH
0	Innings	4.0 IP vs. Stony Brook, 3/23/25
0	Strikeouts	5 at FIU, 2/21/25
0	Hits (low)	0 at St. Joe's, 3/18/25
0	Walks (low)	0, three times
0	Runs (low)	0, five times
0	Earned Runs (low)	0, seven times

## #35 - JAKE MARCHESANO - P

SEASON HIGH	CATEGORY	CAREER HIGH
3.1 IP at Maryland, 2/24/26	Innings	3.1 IP at Maryland, 2/24/26
4, vs. Canisius, 3/6/26	Strikeouts	4, vs. Canisius, 3/6/26
0, twice	Hits (low)	0, twice
0, three times	Walks (low)	0, three times
0, three times	Runs (low)	0, three times
0, three times	Earned Runs (low)	0, three times

## #29 - CHASE DEIBLER - P

SEASON HIGH	CATEGORY	CAREER HIGH
4 IP, twice	Innings	4 IP, twice
4, vs. Canisius, 3/7/26	Strikeouts	4, vs. Canisius, 3/7/26
0, twice	Hits (low)	0, twice
0, three times	Walks (low)	0, three times
0, four times	Runs (low)	0, four times
0, four times	Earned Runs (low)	0, four times

## #36 - BEN MOYZAN - P

SEASON HIGH	CATEGORY	CAREER HIGH
3 IP vs. La Salle, 2/25/2026	Innings	3.0 IP, three times
5 vs. La Salle, 2/25/2026	Strikeouts	5 vs. La Salle, 2/25/2026
0, vs. Canisius, 3/8/26	Hits (low)	0, three times
0, vs. St. Joe's, 3/18/26	Walks (low)	0, nine times
0, four times	Runs (low)	0, eight times
0, four times	Earned Runs (low)	0, eight times

## #30 - GRANT FOURNIER - OF

SEASON HIGH	CATEGORY	CAREER HIGH
0	Hits	0
0	Runs	0
0	RBI's	0
0	2B	0
0	3B	0
0	HR	0
0	BB	0
0	SB	0

## #37 - EVAN LEWIS - P

SEASON HIGH	CATEGORY	CAREER HIGH
1.1 IP at Miss. St., 2/20/2026	Innings	2.1 IP, two times
2, at Rutgers, 3/24/26	Strikeouts	3, two times
0, vs. Canisius, 3/7/26	Hits (low)	0, five times
0, at Miss. St., 2/20/2026	Walks (low)	0, five times
0, vs. Canisius, 3/7/26	Runs (low)	0, seven times
0, vs. Canisius, 3/7/26	Earned Runs (low)	0, seven times

## #31 - MATT REYES - P

SEASON HIGH	CATEGORY	CAREER HIGH
1.2 IP, at Rutgers, 3/24/26	Innings	1.2 IP, at Rutgers, 3/24/26
1, at Rutgers, 3/24/26	Strikeouts	1, three times
2 at Elon, 2/13/2026	Hits (low)	0 vs. UMES, 4/29/25
2 at Elon, 2/13/2026	Walks (low)	0, two times
3 at Elon, 2/13/2026	Runs (low)	0, two times
2 at Elon, 2/13/2026	Earned Runs (low)	0, two times

## #38 - COLE CARBONE - C

SEASON HIGH	CATEGORY	CAREER HIGH
0	Hits	1, two times
0	Runs	1, five times
0	RBI's	1 vs. Grambling, 3/9/25
0	2B	1 vs. Grambling, 3/9/25
0	3B	0
0	HR	0
0	BB	2 vs. Grambling, 3/9/25
0	SB	0

## #32 - JONAH RICHARDSON - P

SEASON HIGH	CATEGORY	CAREER HIGH
3.0 IP, vs. Rider, 2/7/26	Innings	4.0 IP vs. Campbell, 5/17/25
4 at Miss. St., 2/22/26	Strikeouts	4 at Miss. St., 2/22/26
0, twice	Hits (low)	0, four times
0, at LA Tech, 3/14/26	Walks (low)	0, three times
1 at Miss. St., 2/22/26	Runs (low)	0, three times
0 at Miss. St., 2/22/26	Earned Runs (low)	0, four times

## #39 - BRADY BLUM - P

SEASON HIGH	CATEGORY	CAREER HIGH
2.2 IP vs. Dallas Baptist, 3/21/26	Innings	2.2 IP vs. Dallas Baptist, 3/21/26
2, three times	Strikeouts	2, five times
1 vs. Maryland, 3/4/26	Hits (low)	1, vs. Maryland, 3/4/26
1, twice	Walks (low)	1, twice
1 vs. Maryland, 3/4/26	Runs (low)	1 vs. Maryland, 3/4/26
1 vs. Maryland, 3/4/26	Earned Runs (low)	1 vs. Maryland, 3/4/26

## #33 - RYAN MCLAUGHLIN - P

SEASON HIGH	CATEGORY	CAREER HIGH
5.0 IP, vs. Dallas Baptist, 3/20/26	Innings	5.0 IP, vs. Dallas Baptist, 3/20/26
5, vs. Rider, 3/1/26	Strikeouts	7 vs. Hofstra, 4/26/25
0 vs. La Salle, 2/25/26	Hits (low)	0 vs. La Salle, 2/25/26
0, twice	Walks (low)	0, three times
0, three times	Runs (low)	0, four times
0, four times	Earned Runs (low)	0, five times

## #41 - JOAQUIN RODRIGUEZ - INF

SEASON HIGH	CATEGORY	CAREER HIGH
0	Hits	0
0	Runs	0
0	RBI's	0
0	2B	0
0	3B	0
0	HR	0
0	BB	0
0	SB	0

## #42 - JAKE POLLARO - P

SEASON HIGH	CATEGORY	CAREER HIGH
2 IP, twice	Innings	3.0 IP, three times
3, twice	Strikeouts	4, two times
0, at Rutgers, 3/24/26	Hits (low)	1, three times
1, at LA Tech, 3/15/26	Walks (low)	0, four times
0, twice	Runs (low)	0, eight times
0, twice	Earned Runs (low)	0, eight times



## HEAD COACH GREG MAMULA

**Hometown:** DuBois, Pa.  
**High School:** DuBois Area  
**Alma Mater:** St. Bonaventure '98  
**Degree:** Elementary Education BS;  
 School Counseling MS  
**Year in Coaching:** 26th in 2025  
 (4th as head coach at UD)

### NOTABLE HIGHLIGHTS

2009 PSAC & Mid-Atlantic Region Coach of the Year

Guided Delaware to program records in walks in a season and team fielding percentage

Coached four future MLB hitters, including two MLB All-Stars

### AS DELAWARE HEAD COACH

<b>Year</b>	4th in 2026
<b>Overall Record</b>	96-88
<b>Home</b>	55-36
<b>Away</b>	38-49
<b>Neutral</b>	4-5
<b>Conference Tournament</b>	3-4
<b>CUSA Games</b>	0-0

### MAMULA YEAR-BY-YEAR

YEAR	W-L	PCT.	CONF
2007	33-17	.660	13-7
2008	45-16	.738	11-9
2009	46-12	.793	21-3
2023	30-29	.508	17-13
2024	31-26	.544	16-11
2025	28-25	.528	12-15
2026	10-15	.428	1-5
<b>TOTAL</b>	<b>224-141</b>	<b>.617</b>	<b>91-63</b>

**First career win:** 8-2 vs. University of Charleston (3/9/07)

**First win at UD:** 22-11 vs UMBC (2/21/2023)

## HEAD COACH GREG MAMULA

The 2026 season marks Greg Mamula's fourth year as head coach at the University of Delaware and his 26th year coaching college baseball. He also serves as the Fightin' Blue Hens' hitting and infield coach. A highly regarded hitting coach, his offenses at Delaware and FAU have consistently finished amongst the highest scoring in Division I baseball. As a head coach, he has an overall record of 213-125 (.630) through six seasons.

His coaching highlights include being named the Conference USA Assistant Coach of the Year in 2019, as well as leading West Chester (Pa.) to the 2009 NCAA Division II World Series. The Rams would go on to finish seventh nationally. He also set the West Chester single-season wins record at 46.

During his two-plus decades in college baseball, he's coached five hitters taken in top three rounds of MLB Draft, two are first round picks, two are second round selections and one was selected in the third round. He's also coached four everyday MLB hitters: Ian Happ, Joey Wendle, Pedro Pages and Nolan Schanuel. Happ and Wendle would go on to be MLB All-Stars, Happ with the Chicago Cubs and Wendle with the New York Mets.

During his time in Newark, the Fightin' Blue Hens offenses averaged 7.7 runs per game, 82 home runs, and 304 walks per season during Mamula's first three years as head coach. Specifically, the 2024 offense was the second best in school history. The Blue Hens averaging 8.4 runs per game, hit 105 home runs, and set the record for most walks in a season with 337. In the field, the Blue Hens had a program-record team fielding percentage of .980 in 2024. In 2025, outfielder Aaron Graeber signed with the Los Angeles Angels.

Mamula was also a Recruiting Coordinator & Pitching Coach at UD

from 2002-2006 under Jim Sherman. He recruited 20 All-CAA players, who of which earned All-American honors, as well as 13 draft picks.

Prior to being the head coach at Delaware, he spent six seasons with Florida Atlantic as an assistant coach. The Owls boasted an overall record of 238-133 (.642) during Mamula's tenure. Helped FAU to three NCAA Regional appearances and two C-USA regular season championships Mamula coach 21 MLB Draft picks. Four of the 21 draft picks went on to making Major League Baseball, including the highest draft pick in school history (Nolan Schanuel, 11th overall pick). He also mentored two C-USA Players of the Year, and two C-USA Defensive Players of the Year.

Mamula was the Varsity Head Coach for IMG Academy from 2014-2015.

Prior to his time with IMG Academy, Mamula worked with the University of Cincinnati where he served as the Hitting & Infield Coach. During his two seasons with the Bearcats, he recruited Ian Happ, who would go on to being selected ninth overall in the 2015 MLB draft, the highest in program history.

Mamula's first head coaching gig came at Division II West Chester from 2007-2009. With the Rams, was named the PSAC & Mid-Atlantic Regional Coach of the Year. He also recruited Joey Wendle, who was a sixth round pick that played nine seasons in MLB.

He started his coaching career at Shippensburg, where he served as a Graduate Assistant.

As a collegiate athlete, Mamula was a four-year starter as an infielder at St. Bonaventure University from 1995-1998. In high school, he served as a team captain and was the recipient of the SBU Ideal Male Student-Athlete Award (1994)

### MAMULA'S COACHING ASSIGNMENTS

YEAR	SCHOOL	POSITION
2023-Pres.	Delaware	Head Coach
2016-2022	Florida Atlantic	Assistant Coach
2014-2015	IMG Academy	Varsity Head Coach
2010-2013	Cincinnati	Assistant Coach
2007-2009	West Chester	Head Coach
2002-2006	Delaware	Assistant Coach
1999-2001	Shippensburg	Graduate Assistant

## ASSISTANT COACHES



**CHRIS  
BRESNAHAN**

**RECRUITING  
COORDINATOR**

- Enters his second season as recruiting coordinator and catching coach for the University of Delaware baseball program.
- In his first year with the Fightin' Blue Hens, Bresnahan made an immediate impact on the program's recruiting and player development efforts
- Helped strengthen the roster with talented additions while furthering Delaware's competitive growth into C-USA.
- Came to Newark after spending 10 seasons at UNC Asheville.
- Served as the Bulldogs' Recruiting Coordinator and was elevated to Associate Head Coach in 2022.
- He was instrumental in recruiting and developing some of the most decorated players in program history, including all-time home run leader Brandon Lankford (52 HR), all-time saves leader Kole Harris (17 saves), and 2024 Big South Preseason Player of the Year Robbie Burnett.
- Bresnahan was a four-year letterwinner and team captain at Elon University
- He helped guide the Phoenix to two NCAA Regional appearances (2010, 2013) and made the Charlottesville All-Regional Team in 2013
- Bresnahan and his wife, Melissa, have a son, Cameron.



**DAN  
SWEENEY**

**PITCHING  
COACH**

- Enters his second season as Delaware's pitching coach
- Under his direction, the Blue Hens lowered their team ERA by 0.88 runs, posted the program's fifth-lowest opponent batting average against in the past 20 years, and recorded the highest recorded average fastball velocity in school history.
- Ten pitchers made their Division I debuts in 2025, highlighted by Doug Marose becoming the first Blue Hen since 2022 to earn CAA Pitcher of the Week honors.
- Before Delaware, served as the pitching coach at William & Mary from 2022–2024
- Helped develop Nate Knowles, who was drafted in the 4th round of the 2024 MLB Draft by the Tampa Bay Rays, Carter Lovasz went in the 8th round to the Atlanta Braves in 2025, and Cory Wall posted a 3.46 ERA at the Double-A level with Atlanta in 2025.
- The Tribe were among the best in the CAA and nationally ranked across multiple statistical categories.
- Prior to William & Mary, Sweeney coached at his alma mater, East Tennessee State University, serving as Volunteer Assistant in 2021 and Director of Baseball Operations in 2020.
- He pitched at ETSU under current Florida State Pitching Coach Micah Posey. As a senior in 2019, Sweeney went 6–3 with a 3.23 ERA and 71 strikeouts in 78 innings, finishing his career with a 4.30 ERA.
- Dan and his wife, Erin, have a daughter, Wren.



**JIMMY  
LOSH**

**VOLUNTEER  
COACH**

- Jimmy Losh enters his first season as an assistant coach with the University of Delaware baseball program.
- He will work primarily with the Blue Hens' outfielders while also contributing to the team's offensive development and recruiting efforts.
- Losh comes to Newark after two highly successful seasons as an assistant coach at Millersville University (2024–25), where he helped guide the Marauders to an 82–26 overall record, two NCAA Regional appearances, and the 2025 PSAC Championship.
- That same year, Millersville's offense thrived under his direction, hitting .310 as a team with an .889 OPS, 127 stolen bases, and program records in both walks (284) and hit-by-pitches (79).
- As a player, Losh was a five-year starter at Millersville (2019–23) and one of the most accomplished hitters in program history.
- He was a two-time All-Conference and All-Region selection and ranks among the school's all-time leaders in hits, runs, triples, extra-base hits, total bases, walks, and games played.

## SUPPORT STAFF

**Nick LaMarca** // Sport Administrator

**Claire Young** MAT, LAT, ATC // Athletic Trainer

**Evan Weinstein** MS, CSCS // Strength Coach

**Austin Mark** RD, LDN // Team Nutritionist

**Bridget Bulger** // Academic Advisor

**Peter Stevens** // Equipment Manager

**Chris McCormick** // Student Manager

**Nick Vuylsteke** // Communications Contact

## STAFF

Commissioner.....	Judy MacLeod
Deputy Comm.....	Keisha Dunlap
Exec. Assoc. Comm.....	Dr. Robert Philippi
Sr Assoc. Comm.....	Kelly Carney
Sr Assoc. Comm/Chief Legal Off.....	Grant Newton
Assoc. Comm, Sports Serv.....	Kelly Gatwood
Assoc. Comm/Chief Revenue Off.....	Drew Maulsby
Assoc. Comm, Business Affairs.....	D. Tia Randolph
Assoc. Comm, Football.....	Tre Stallings
Asst. Comm, Video & Production.....	Keith King
Asst. Comm., Mark. & Digital.....	Sarah Rudolph
Asst. Comm. Strat. Comm. (BASE).....	Eric Jones
Dir, Business Affairs & Admin.....	Christian Potier
Assoc. Director, Digital.....	Dane Lewis
Asst. Director, Digital.....	Addison Franklin
MM/Branding/Creative Services Consultant.....	Erika Amstadt Hirschfield
Compliance and Student Services Consultant.....	Melissa Marchini
Senior Meeting & Events Consultant.....	Carmen Locke

## 2026 PRESEASON TEAM

## 2025 CUSA Preseason Player of the Year

Chayton Krauss, DBU

## 2025 CUSA Preseason Pitcher of the Year

Ben Blair, Liber

## 2025 CUSA Preseason All-Conference Team

C: Grayson Ashe, Jax State  
 INF: Keaton Grady, DBU  
 INF: Chayton Krauss, DBU  
 INF: Tanner Marsh, Liberty  
 INF: Kyle Hayes, WKU  
 OF: Cole Cleveland, FIU  
 OF: Andrew Ildelfonso, FIU  
 OF: Caden Bogenpohl, Missouri State  
 DH: Jake Bennett, DBU  
 DH: Steve Solorzano, NM State  
 UTL: Max Knight, Missouri State  
 SP: Ryan Borberg, DBU  
 SP: Steven Cash, Jax State  
 SP: Ben Blair, Liberty  
 SP: Drew Horn, MTSU  
 RP: Jackson Sleeper, Jax State  
 RP: Blake Hooks, LA Tech

## 2026 PRESEASON POLL

Rank	Points
1. DBU (9)	141
2. LA Tech (1)	111
3. Kennesaw State	108
4. Jax State (1)	102
5. WKU	97
6. Missouri State	90
7. Liberty	85
8. FIU	56
9. NM State (1)	45
10. MTSU	38
<b>11. Delaware</b>	<b>37</b>
12. Sam Houston	26



## 2026 CUSA BASEBALL STANDINGS

School	Conf	Pct.	Home	Road	Overall	Pct.	Home	Away	Neutral	L10	Streak
Jax State	6-0	1.000	3-0	3-0	21-5	.808	13-3	8-2	0-0	8-2	L1
Missouri State	5-1	.833	3-0	2-1	16-7	.696	11-0	5-7	0-0	8-2	W4
LA Tech	4-2	.667	3-0	1-2	15-11	.577	9-7	4-4	2-0	6-4	L3
Dallas Baptist	4-2	.667	2-1	2-1	14-11	.560	11-5	3-6	0-0	6-4	L1
Liberty	3-3	.500	1-2	2-1	15-9	.625	9-6	6-3	0-0	4-6	L2
WKU	3-3	.500	3-0	0-3	14-11	.560	13-7	1-4	0-0	6-4	W1
NM State	3-3	.500	2-1	1-2	11-12	.478	10-5	1-6	0-1	5-5	W2
Kennesaw State	2-4	.333	1-2	1-2	11-10	.524	8-5	3-5	0-0	6-4	W2
MTSU	2-4	.333	2-1	0-3	13-12	.520	12-6	1-6	0-0	4-6	W1
Sam Houston	2-4	.333	0-3	2-1	12-12	.500	5-6	7-6	0-0	5-5	W2
<b>Delaware</b>	<b>1-5</b>	<b>.167</b>	<b>1-2</b>	<b>0-3</b>	<b>10-15</b>	<b>.400</b>	<b>9-4</b>	<b>1-11</b>	<b>0-0</b>	<b>4-6</b>	<b>L3</b>
FIU	1-5	.167	1-2	0-3	8-17	.320	7-10	1-7	0-0	1-9	L1

## 2026 CONFERENCE USA WEEKLY AWARDS

## Hitter of the Week

Feb. 16 - Ryan Franden (SH)

Feb. 23 - Trey Hawsey (LA Tech)

March 2 - Caleb Johnson (Jax State)

March 9 - Grayson Ache (Jax State)

March 16 - Jake Dennett (DBU)

March 23 - Brant Kragel (MSU)

March 30

April 6

April 13

April 20

April 27

May 4

May 11

## Pitcher of the Week

Feb. 16 - Ben Blair (Liberty)

Feb. 23 - Steven Cash (Jax State)

March 2 - Ben Blair (Liberty)

March 9 - Beau Bryans (Jax State)

March 16 - Declan Dahl (LA Tech)

March 23 - Ben Blair (Liberty)

March 30

April 6

April 13


April 20

April 27

May 4

May 11

# HENS IN THE PROS



**DALLAS GREEN**



**KEVIN MENCH**



**CHAD KUHL**

## ALL-TIME MLB DRAFT PICKS AND FREE AGENTS

Dallas Green - Philadelphia Phillies (N/A) 1955  
 Lee Elias - Philadelphia Phillies (FA) 1958  
 Jimmy Smith - Philadelphia Phillies (FA) 1958  
 Fred Walters - Philadelphia Phillies (FA) 1958  
 Gene Watson - Philadelphia Phillies (FA) 1958  
 Al Neiger - Philadelphia Phillies (FA) 1959  
 Tom Palmer - Detroit Tigers (Round 9) 1967  
 Chuck Pesce - Philadelphia Phillies (Round 30) 1968  
 Steve Tissot - Detroit Tigers (FA) 1969  
 Dave Yates - Philadelphia Phillies (Round 10) 1970  
 Mark Brown - Philadelphia Phillies (Round 27) 1970  
 Jim Robinson - Minnesota Twins (FA) 1970  
 Ted Zink - Philadelphia Phillies (FA) 1970  
 Ken Wiggins - Philadelphia Phillies (FA) 1971  
 Greg Diehl - New York Yankees (22nd Round) 1974  
 Gary Begnaud - Philadelphia Phillies (FA) 1974  
 Frank McCann - New York Yankees (Round 9) 1975  
 Frank McCann - Kansas City Royals (Round 1) 1976  
 John Jaskowski - Philadelphia Phillies (FA) 1976  
 Steve Taylor - New York Yankees (Round 1) 1977  
 George Gross - Houston Astros (Round 8) 1977  
 Jeff Taylor - Texas Rangers (Round 28) 1977  
 Jeff Taylor - New York Yankees (Round 9) 1978  
 Herb Orensky - Philadelphia Phillies (FA) 1979  
 Scott Young - St. Louis Cardinals (Round 9) 1981  
 Jim Sherman - Chicago Cubs (Round 20) 1981  
 Jim Sherman - Houston Astros (Round 14) 1982  
 Jeff Trout - Minnesota Twins (Round 5) 1983  
 Doug Shaab - Houston Astros (Round 23) 1983  
 Bob Vantrease - Oakland Athletics (Round 29) 1983  
 Mike Stanek - Milwaukee Brewers (Round 10) 1984  
 Lex Bleckley - Montreal Expos (Round 18) 1984  
 Andy Donatelli - Philadelphia Phillies (FA) 1985  
 Paul Murphy - Kansas City Royals (Round 9) 1986  
 Mike McLivaine - Seattle Mariners (Round 31) 1986  
 Mark Rubini - Milwaukee Brewers (Round 35) 1986  
 Paul Murphy - Baltimore Orioles (Round 32) 1987  
 Randy Simmons - Atlanta Braves (Round 19) 1988  
 Bill Gibbons - San Francisco Giants (Round 26) 1988  
 Bill Brakeley - Milwaukee Brewers (Round 4) 1989  
 Pete Laake - Texas Rangers (Round 48) 1990  
 Keith Garagozzo - New York Yankees (Round 9) 1991  
 Mike Gomez - Philadelphia Phillies (Round 14) 1992  
 Brian Wallace - Seattle Mariners (Round 14) 1992  
 Brian Leshar - Oakland Athletics (Round 25) 1992  
 Jason Pierson - Chicago White Sox (Round 25) 1992  
 Tripp Keister - New York Mets (Round 33) 1992  
 Jeremy Benson - New York Yankees (Round 27) 1994  
 Curt Schnur - Atlanta Braves (Round 34) 1995

Troy O'Neal - Milwaukee Brewers (FA) 1995  
 Brian August - New York Yankees (Round 18) 1997  
 Matt Ardzzone - New York Mets (Round 27) 1997  
 Craig Berger - New York Mets (FA) 1997  
 Mike Koplove - Arizona Diamondbacks (Round 29) 1998  
 Matt Phillips - Boston Red Sox (Round 14) 1998  
 Matt Ardzzone - San Diego Padres (FA) 1998  
 Chris Frey - Texas Ranger (FA) 1998  
 Kevin Mench - Texas Rangers (Round 4) 1999  
 Vince Vukovich - Philadelphia Phillies (Round 20) 2001  
 Andrew Salvo - Chicago White Sox (Round 22) 2001  
 John Schneider - Detroit Tigers (24th Round) 2001  
 Chris Kolodzey - Detroit Tigers (Round 25) 2001  
 Peter Maestrales - San Francisco Giants (FA) 2001  
 Kris Dufner - Chicago White Sox (Round 26) 2002  
 Reid Gorecki - St. Louis Cardinals (Round 13) 2002  
 John Schneider - Toronto Blue Jays (Round 13) 2002  
 Mark Michael - St. Louis Cardinals (Round 4) 2003  
 Kris Dufner - Tampa Bay Devil Rays (Round 38) 2003  
 Mike Mihalik - Philadelphia Phillies (Round 40) 2004  
 Todd Davison - Baltimore Orioles - (Round 19) 2006  
 Brent Gaphardt - Seattle Mariners (Round 21) 2006  
 Brandon Menchaca - Cincinnati Reds (Round 13) 2007  
 Bryan Hagerich - Florida Marlins (Round 25) 2007  
 Billy Harris - Philadelphia Phillies (Round 25) 2007  
 Chad Kerfoot - Oakland Athletics (Round 30) 2007  
 Mike McGuire - Cincinnati Reds (Round 46) 2007  
 Alex Buchholz - Cincinnati Reds (Round 6) 2008  
 Dan Richardson - St. Louis Cardinals (Round 38) 2008  
 Mike McGuire - Cleveland Indians (Round 43) 2008  
 David Slovak - Washington Nationals (FA) 2008  
 Kyle Davis - Chicago White Sox (Round 27) 2009  
 Ryan Cuneo - Chicago Cubs (Round 20) 2010  
 Carlos Alonso - Philadelphia Phillies (Round 32) 2010  
 Jimmy Yezzo - Washington Nationals (Round 7) 2013  
 Chad Kuhl - Pittsburgh Pirates (Round 9) 2013  
 Nick Ferdinand - Philadelphia Phillies (Round 35) 2013  
 Matt Soren - Philadelphia Phillies (Round 19) 2013  
 Brandon Hinkle - Toronto Blue Jay (Round 34) 2014  
 Chad Martin - New York Yankees (Round 30) 2014  
**Ron Marinaccio - New York Yankees (Round 19) 2017**  
 Kyle Hinton - Kansas City Royals (Round 16) 2018  
 Nick Patten - Pittsburgh Pirates (Round 28) 2018  
**Brandon Walter - Boston Red Sox (Round 26) 2019**  
 Billy Sullivan IV - Philadelphia Phillies (FA) 2020  
 James Meekeer - Milwaukee Brewers (FA) 2021  
**Aaron Graeber - Los Angeles Angels (FA) 2025**

**BOLD = active player**

## ACTIVE STAFFERS - MLB

Andrew Amaro	Scout	Cincinnati Reds
Casey Fahy	Scout	Philadelphia Phillies
Trip Kesiter	MiLB Coach	Kansas City Royals
Jose Ledesma	MiLB Coach	Los Angeles Dodgers
Davis Mervis	MiLB Pitching Coach	New York Mets
Paul Murphy	Scout	Los Angeles Dodgers
Juan Pimeltal	MiLB Pitching Coach	Detroit Tigers
Andrew Salvo	Cross-Checker	San Diego Padres
John Schneider	Manager	Toronto Blue Jays

## FOLLOW THE ACTIVE HENS




manager john schneider



lhp brandon walter



rhp ron marinaccio



of aaron graeber

delaware

# HIGHS AND LOWS - BATTING

<b>GAME HIGHS</b>	<b>2025-26</b>	<b>MAMULA ERA</b>
At Bats	38 at Maryland, 2/24/26	54, at FIU, 2/23/25
Runs	18, vs. St. Joe's, 3/18/26	24 vs. UMES, 4/29/25
Hits	17 vs. Rider, 2/27/26	20 vs. UMES, 4/29/25
Doubles	5 vs. Rider, 2/27/26	8 vs. Sienna, 3/15/25
Triples	2, vs. Canisius, 3/7/26	3 vs. Maryland, 3/15/23
Home Runs	5 at Maryland, 2/24/26	10 vs. Northeastern, 4/14/24
RBI's	16, vs. St. Joe's, 3/18/26	24 vs. UMES, 4/29/25
Walks	13, vs. St. Joe's, 3/18/26	17 vs. Delaware State, 2/26/25
Strikeouts	16 at Mississippi State, 2/22/26	16 at Mississippi State, 2/22/2026
<b>GAME LOWS</b>	<b>2025-26</b>	<b>MAMULA ERA</b>
At Bats	28 at Mississippi State, 2/21/26	23 at Charleston, 4/11/25
Runs	0, last at Rutgers, 3/24/26	0, last at Rutgers, 3/24/26
Hits	3, last at Rutgers, 3/24/26	2 at Charleston, 4/11/25
Doubles	0	0, last at FIU, 2/22/25
Triples	0	0
Home Runs	0, last at Rutgers, 3/24/26	0, last at Rutgers, 3/24/26
RBI's	0, at Rutgers, 3/24/26	0, at Rutgers, 3/24/26
Walks	0, vs. DBU, 3/21/26	0, vs. DBU, 3/21/26
Strikeouts	2, at Penn, 3/10/26	0, vs. Delaware State, 2/26/25

delaware

# HIGHS AND LOWS - PITCHING

<b>GAME LOWS</b>	<b>2025-26</b>	<b>MAMULA ERA</b>
Hits	1, vs. St. Joe's, 3/18/26	1 at Monmouth, 5/19/23 & vs. St. Joe's, 3/18/26
Runs	0, vs. Canisius, 3/8/26 & vs. St. Joe's, 3/18/26	0, last vs. St. Joe's, 3/18/26
Earned Runs	0, vs. Canisius, 3/8/26 & St. Joe's, 3/18/26	0, last vs. St. Joe's, 3/18/26
Walks	1 vs. Canisius, 3/6/26	0, 3/14/25 vs. Sienna
Strikeouts	14, vs. La Salle, 2/17/26	17 vs. Lafayette, 3/2/24
<b>GAME HIGHS</b>	<b>2025-26</b>	<b>MAMULA ERA</b>
Hits	16 at Mississippi State, 2/20/26	19 vs. Maryland, 5/23/23
Runs	17 at Elon, 2/14/26 & at Elon, 3/15/25	19 vs. Maryland, 5/3/23
Earned Runs	14 at Elon, 2/14/26 & at Maryland, 2/24/26	19 vs. Maryland, 5/23/23
Walks	11, twice	13, 2/27/24 vs. Lehigh
Strikeouts	4 at Mississippi State, 2/21/26	1 at Rutgers, 3/4/25
Hit by Pitch	3 at Elon, 2/14/26	6 at Florida Atlantic, 2/16/25
Wild Pitches Thrown	4 at Elon, 2/14/26	5 at FIU, 2/23/25

delaware

# HIGHS AND LOWS - FIELDING

<b>GAME HIGHS</b>	<b>2025-26</b>	<b>MAMULA ERA</b>
Putouts	27 vs. La Salle, 2/17/26	39 vs. Charleston, 4/2/23
Assists	12 at Elon, 2/14/26	18 vs. Maryland, 3/15/23
Double Plays turned	1, last vs. La Salle, 2/17/26	4 vs. Hofstra, 3/12/23
<b>GAME LOWS</b>	<b>2025-26</b>	<b>MAMULA ERA</b>
Putouts	21 at Mississippi State, 2/21/2026	18 at Charleston, 4/11/25
Assists	6 at Elon, 2/14/26	2 vs. Georgetown, 5/6/25
Fielding %	.886 at Elon, 2/13/26	.886, last at Elon, 2/13/26
Errors	4, last at Mississippi State, 2/22/2026	4, last at Mississippi State, 2/22/2026

delaware

## STARTERS BY GAME

OPPONENT	SP	C	1B	2B	SS	3B	LF	CF	RF	DH
2/13 at Elon	Conway	Cockrill	Davis	Wolf	Minckler	Bouldin	Burroughs	Mineo	Charles	Lambert
2/14 at Elon	Marose	Lambert	Bouldin	Wolf	Minckler	Carr	Burroughs	Mineo	Davis	Cockrill
2/14 at Elon	Blum	Cockrill	Bouldin	Wolf	Minckler	Carr	Burroughs	Mineo	Davis	DeCesare
2/17 vs. La Salle	Conway	Cockrill	Bouldin	Wolf	Minckler	Carr	Burroughs	Mineo	Davis	Lambert
2/20 at Miss. State	Blum	Cockrill	Bouldin	Wolf	Minckler	Carr	Charles	Mineo	Davis	Lambert
2/21 at Miss. State	Marose	Cockrill	Bouldin	Wolf	Minckler	Carr	Burroughs	Mineo	Davis	Winsett
2.22 at Miss. State	Conway	Cockrill	Bouldin	Wolf	Minckler	Carr	Burroughs	Mineo	Davis	DeCesare
2/24 at Maryland	Deibler	DeCesare	Bouldin	Wolf	Minckler	Carr	Burroughs	Mineo	Davis	Cockrill
2/25 at La Salle	McLaughlin	Cockrill	Bouldin	Wolf	Minckler	Carr	Burroughs	Mineo	Charles	Winsett
2/27 vs. Rider	Conway	Cockrill	Bouldin	Wolf	Minckler	Carr	Burroughs	Mineo	Davis	Winsett
2/28 vs. Rider	Deibler	DeCesare	Bouldin	Wolf	Minckler	Carr	Burroughs	Mineo	Davis	Cockrill
3/1 vs. Rider	McLaughlin	Cockrill	Bouldin	Carr	Minckler	Winsett	Burroughs	Mineo	Davis	Charles
3/3 vs. Maryland	Conway	Cockrill	Bouldin	Wolf	Minckler	Carr	Charles	Mineo	Davis	DeCesare
3/6 vs. Canisius	McLaughlin	Cockrill	Bouldin	Wolf	Minckler	Winsett	Charles	Mineo	Davis	Burroughs
3/7 vs. Canisius	Deibler	DeCesare	Davis	Wolf	Minckler	Bouldin	Burroughs	Mineo	Charles	Cockrill
3/8 vs. Canisius	Conway	DeCesare	Davis	Wolf	Minckler	Bouldin	Burroughs	Mineo	Charles	Cockrill
3/10 at Penn	Marose	DeCesare	Davis	Wolf	Minckler	Bouldin	Burroughs	Mineo	Charles	Cockrill
3/13 at LA Tech	Deibler	Cockrill	Bouldin	Wolf	Minckler	Carr	Charles	Mineo	Davis	Burroughs
3/14 at LA Tech	Marose	Cockrill	Bouldin	Wolf	Minckler	Carr	Charles	Mineo	Davis	Burroughs
3/15 at LA Tech	McLaughlin	Cockrill	Bouldin	Wolf	Minckler	Carr	Charles	Mineo	Davis	Burroughs
3/18 vs. St. Joe's	Deibler	DeCesare	Davis	Wolf	Carr	Bouldin	Burroughs	Mineo	Charles	Cockrill
3/20 vs. DBU	McLaughlin	Cockrill	Bouldin	Wolf	Minckler	Carr	Charles	Mineo	Davis	DeCesare
3/21 vs. DBU	Marose	DeCesare	Bouldin	Wolf	Minckler	Carr	Charles	Mineo	Davis	Cockrill
3/22 vs. DBU	Deibler	Cockrill	Bouldin	Wolf	Minckler	Winsett	Charles	Mineo	Davis	Burroughs
3/24 at Rutgers	Shaub	Cockrill	Bouldin	Carr	Minckler	Winsett	Charles	Mineo	Davis	Burroughs
3/27 vs. Kennesaw State										
3/28 vs. Kennesaw State										
3.29 vs. Kennesaw State										
3/31 vs. Rider										
4/2 at NM State										
4/3 at NM State										
4/4 at NM State										
4/10 vs. Missouri State										
4/11 vs. Missouri State										
4/12 vs. Missouri State										
4/14 vs. Delaware State										
4/17 at MTSU										
4/18 at MTSU										
4/19 at MTSU										
4/21 at LBC Championship										
4/21 or 4/22 at St. Joe's										
4/24 at Liberty										
4/25 at Liberty										
4/26 at Liberty										
4/28 at Delaware State										
5/1 vs. FIU										
5/2 vs. FIU										
5/3 vs. FIU										
5/8 at Sam Houston										
5/9 at Sam Houston										
5/10 at Sam Houston										
5/14 vs. WKU										
5/15 vs. WKU										
5/16 vs. WKU										

delaware

# STAT LEADERS BY GAME - OFFENSE

OPPONENT	HITS	RUNS SCORED	HOME RUNS	RBI	STOLEN BASES
2/13 at Elon	2, Vincent Davis	1, Jeremy Wolf	--	1, Matthew Minckler	--
2/14 at Elon	2, Carr & Bouldin	2, Luke Lambert	1, Vincent Davis	3, Vincent Davis	--
2/15 at Elon	2, Vincent Davis	1, four athletes	1, Noah Burroughs	3, Vincent Davis	1, Harry Carr
2/17 vs. La Salle	2, Evan Bouldin	2, Evan Bouldin	1, Evan Bouldin	3, Evan Bouldin	--
2/20 at Mississippi State	2, LT Cockrill	1, Mineo, DeCesare	--	2, LT Cockrill	--
2/21 at Mississippi State	2, Noah Burroughs	--	--	--	--
2/22 at Mississippi State	3, Evan Bouldin	2, Anthony DeCesare	--	2, Sal Mineo	2, Evan Bouldin
2/24 vs. Maryland	3, Noah Burroughs	3, Davis, Cockrill	2, Noah Burroughs	8, Noah Burroughs	--
2/25 at La Salle	2, Wolf, Charles	3, Jeremy Wolf	1, Jeremy Wolf	2, Jeremy Wolf	2, Charles, Carr
2/27 vs. Rider	4, Sal Mineo	4, Sal Mineo	1, Jeremy Wolf	3, Jeremy Wolf	2, Sal Mineo
2/28 vs. Rider	3, Sal Mineo	2, Sal Mineo	1, Evan Bouldin	3, Evan Bouldin	1, Mineo, Cockrill
3/1 vs. Rider	2, Davis, Cockrill	2, Sal Mineo	--	3, Vincent Davis	1, Mineo, Minckler
3/3 at Maryland	2, Wolf, Charles	1, three athletes	--	3, Jeremy Wolf	--
3/6 vs. Canisius	1, eight athletes	2, Evan Bouldin	--	3, Jeremy Wolf	1, Sam Winsett
3/7 vs. Canisius	3, Davis, Wolf	3, Vincent Davis	2, Vincent Davis	5, Vincent Davis	--
3/8 vs. Canisius	2, Bouldin, Wolf, Charles	3, Jeremy Wolf	2, Evan Bouldin	3, Evan Bouldin	--
3/10 at Penn	2, Sal Mineo	2, Sal Mineo	--	1, Mineo, Charles	1, Mineo, Charles
3/13 at LA Tech	1, Davis, Minckler, Wolf	--	--	--	--
3/14 at LA Tech	4, Evan Bouldin	2, LT Cockrill	--	1, Wolf, Charles	1, Wolf, Charles
3/15 at LA Tech	2, Sal Mineo	2, Jeremy Wolf	--	2, Jeremy Wolf	1, Jeremy Wolf
3/18 vs. St. Joe's	3, Bouldin, DeCesare	3, Cockrill, DeCesare	1, Evan Bouldin	5, Evan Bouldin	1, Jeremy Wolf
3/20 vs. DBU	2, Evan Bouldin	2, Evan Bouldin	1, Bouldin, Cockrill, Minckler	1, four players	--
3/21 vs. DBU	2, Sal Mineo	1, Winsett, DeCesare	--	1, Charles, Wolf	--
3/22 vs. DBU	2, Davis, Winsett	2, Sam Winsett	1, Noah Burroughs	2, Burroughs	1, Mineo, Minckler
3/24 at Rutgers	1, Minckler, Cockrill, Winsett	--	--	--	1, Vincent Davis
3/27 vs. Kennesaw State					
3/28 vs. Kennesaw State					
3/29 vs. Kennesaw State					
3/31 vs. Rider					
4/2 at NM State					
4/3 at NM State					
4/4 at NM State					
4/10 vs. Missouri State					
4/11 vs. Missouri State					
4/12 vs. Missouri State					
4/14 vs. Delaware State					
4/17 at MTSU					
4/18 at MTSU					
4/19 at MTSU					
4/21 at LBC Championship					
4/21 or 4/22 at St. Joe's					
4/24 at Liberty					
4/25 at Liberty					
4/26 at Liberty					
4/28 at Delaware State					
5/1 vs. FIU					
5/2 vs. FIU					
5/3 vs. FIU					
5/8 at Sam Houston					
5/9 at Sam Houston					
5/10 at Sam Houston					
5/14 vs. WKU					
5/15 vs. WKU					
5/16 vs. WKU					

delaware

# STAT LEADERS BY GAME - PITCHING

OPPONENT	INNINGS PITCHED	STRIKEOUTS	WALKS ALLOWED (LEAST)	HITS ALLOWED (LEAST)	PITCHES THROWN
2/13 at Elon	3.0, Elias Conway	3, Conway, Hulcher	0, Chase Deibler	Reyes, Deibler, 1	57, Jackson Hulcher
2/14 at Elon	4.0, Doug Marose	4, Dylan Bryan	1, Bryqan, Marose, Shaub	0, Bryan, Shaub, Richardson	65, Doug Marose
2/14 at Elon	2.0, Callaway & Pugh	3, Andrew Callaway	0, Ryan McLaughlin	0, Nick Bilotto	44, Ryan Pugh
2/17 vs. La Salle	3.0, Conway & Hulcher	7, Jackson Hulcher	0, Bilotto, Hulcher	0, Marchesano, Hulcher	
2/20 at Mississippi State	2.1 Chase Deibler	3, Ben Moyzan	0, Deibler, Lewis	0, Chase Deibler	50, Dylan Bryan
2/21 at Mississippi State	4.2, Doug Marose	3, Doug Marose	0, Andrew Callaway	1, Andrew Callaway	74, Doug Marose
2.22 at Mississippi State	3.0, Ryan Pugh	4, Jonah Richardson	1, Hulcher, Pugh	0, Richardson, Hulcher	58, Ryan Pugh
2/24 at Maryland	3.1, Jake Marchesano	2, Jake Marchesano	1, Marchesano, Bilotto	1, Jake Marchesano	57, Chase Deibler
2/25 vs. La Salle	3.0 IP, McLaughlin, Moyzan	5, Moyzan	0, McLaughlin, Callaway	0, Ryan McLaughlin	56, Ben Moyzan
2/27 vs. Rider	3.0 IP, Conway, Richardson, Hulcher	5, Elias Conway	2, Elias Conway	2, Jonah Richardson	62, Jackson Hulcher
2/28 vs. Rider	3.0 IP, Deibler, Marchesano, Pugh	3, Ryan Pugh	0, Marchesano	0, Ryan Pugh	56, Jake Marchesano
3/1 vs. Rider	3.0 IP, McLaughlin, Callaway	5, Ryan McLaughlin	0, Andrew Callaway	2, Jake Pollaro	45, Ryan McLaughlin
3/3 at Maryland	3.2 IP, Nick Bilotto	4, Nick Bilotto	0, Nick Bilotto	0, Elias Conway	50, Jonah Richardson
3/6 vs. Canisius	4.0 IP, Ryan McLaughlin	4, Jake Marchesano	0, Marchesano, Hulcher	1, Jackson Hulcher	58, Ryan McLaughlin
3/7 vs. Canisius	4.0 IP, Chase Deibler	4, Chase Deibler	0, Ryan Pugh	0, Pugh, Lewis	47, Chase Deibler
3/8 vs. Canisius	3.0 IP, Elias Conway	4, Elias Conway	1, Bilotto, Moyzan	0, Conway, Moyzan	60, Elias Conway
3/10 at Penn	3.0 IP, Ryan McLaughlin	3, Ryan McLaughlin	0, Marose, Shaub	0, Doug Marose, Hulcher	N/A
3/13 at LA Tech	3.0 IP, Ryan Pugh	2, Brady Blum	1, Deibler, Moyzan	0, Ben Moyzan	53, Chase Deibler
3/14 at LA Tech	3.0 IP, Ryan Pugh	2, Jonah Richardson	0, Jonah Richardson	1, Nick Bilotto	66, Ryan Pugh
3/15 at LA Tech	4.0 IP, Ryan McLaughlin	2, McLaughlin, Hulcher	0, Callaway, Marchesano	0, Jake Marchesano	61, Ryan McLaughlin
3/17 vs. St. Joe's	3.0 IP, Chase Deibler	3, Chase Deibler	0, Ben Moyzan	0, Deibler, Bilotto, Shaub	38, Chase Deibler
3/20 vs. DBU	5.0 IP, Ryan McLaughlin	5, Ryan Pugh	1, Ryan Pugh	4, McLaughlin, Pugh	73, Ryan McLaughlin
3/21 vs. DBU	5.0 IP, Doug Marose	4, Doug Marose	1, Andrew Callaway	2, Brady Blum	72, Doug Marose
3/22 vs. DBU	4.0 IP, Chase Deibler	4, Jackson Hulcher	0, Nick Bilotto	0, Nick Bilotto	68, Jackson Hulcher
3/24 at Rutgers	3.2 IP, Andrew Callaway	2, Evan Lewis	1, Shaub, Callaway	0, Pollaro, Callaway	45, Andrew Callaway
3/27 vs. Kennesaw State					
3/28 vs. Kennesaw State					
3.29 vs. Kennesaw State					
3/31 vs. Rider					
4/2 at NM State					
4/3 at NM State					
4/4 at NM State					
4/10 vs. Missouri State					
4/11 vs. Missouri State					
4/12 vs. Missouri State					
4/14 vs. Delaware State					
4/17 at MTSU					
4/18 at MTSU					
4/19 at MTSU					
4/21 at LBC Championship					
4/21 or 4/22 at St. Joe's					
4/24 at Liberty					
4/25 at Liberty					
4/26 at Liberty					
4/28 at Delaware State					
5/1 vs. FIU					
5/2 vs. FIU					
5/3 vs. FIU					
5/8 at Sam Houston					
5/9 at Sam Houston					
5/10 at Sam Houston					
5/14 vs. WKU					
5/15 vs. WKU					
5/16 vs. WKU					

delaware

## STAT LEADERS BY GAME - MISC.

OPPONENT	CAUGHT STEALING (RUNNER)	CAUGHT STEALING (CATCHER)	DOUBLE PLAYS	HIT BY PITCH (BATTER)
2/13 at Elon	--	--	1	--
2/14 at Elon	--	--	--	--
2/15 at Elon	--	--	--	--
2/17 vs. La Salle	1, Noah Burroughs	--	1	1, Vincent Davis
2/20 at Mississippi State	--	1, LT Cockrill	3	1, Luke Lambert
2/21 at Mississippi State	--	--	3	--
2.22 at Mississippi State	--	1, LT Cockrill	--	1, Mineo, Burroughs, DeCesare
2/24 at Maryland	--	--	-	2, Davis, Wolf
2/25 vs. La Salle	--	--	1	1, Jeremy Wolf
2/27 vs. Rider	--	1, LT Cockrill	--	2, Jeremy Wolf
2/28 vs. Rider	--	1, Anthony DeCesare	1	--
3/1 vs. Rider	1, Sal Mineo	--	1	--
3/3 at Maryland	--	--	1	1, Matthew Minckler
3/6 vs. Canisius	--	--	--	--
3/7 vs. Canisius	--	--	--	1, Cockrill, Wolf
3/8 vs. Canisius	--	--	--	1, Sal Mineo
3/10 at Penn	--	--	1	2, Jeremy Wolf
3/13 at LA Tech	--	1, LT Cockrill	--	--
3/14 at LA Tech	--	1, LT Cockrill	2	--
3/15 at LA Tech	--	--	1	--
3/18 vs. St. Joe's	--	--	1	1, Wolf, DeCesare
3/20 vs. DBU	--	--	2	1, Charles, Mineo
3/21 vs. DBU	--	--	1	--
3/22 vs. DBU	1, Vincent Davis	--	1	1, Wolf, Cockrill, Minckler
3/24 at Rutgers	--	--	1	1, Winsett, Bouldin
3/27 vs. Kennesaw State				
3/28 vs. Kennesaw State				
3.29 vs. Kennesaw State				
3/31 vs. Rider				
4/2 at NM State				
4/3 at NM State				
4/4 at NM State				
4/10 vs. Missouri State				
4/11 vs. Missouri State				
4/12 vs. Missouri State				
4/14 vs. Delaware State				
4/17 at MTSU				
4/18 at MTSU				
4/19 at MTSU				
4/21 at LBC Championship				
4/21 or 4/22 at St. Joe's				
4/24 at Liberty				
4/25 at Liberty				
4/26 at Liberty				
4/28 at Delaware State				
5/1 vs. FIU				
5/2 vs. FIU				
5/3 vs. FIU				
5/8 at Sam Houston				
5/9 at Sam Houston				
5/10 at Sam Houston				
5/14 vs. WKU				
5/15 vs. WKU				
5/16 vs. WKU				

# LAST TIME A BLUE HEN

Had 7 at bats in a game  
 Had 8 at bats in a game  
 Scored 5 runs in a game  
 Scored 6 runs in a game  
 Scored 8 runs in a game  
 Had 3 doubles in a game  
 Had 2 triples in a game  
 Had 3 triples in a game  
 Had 5 hits in a game  
 Had 6 hits in a game  
 Hit multiple home runs in a game  
 Hit 3 home runs in a game  
 Stole 4 bases in a game  
 Stole 5 bases in a game  
 Stole 6 bases in a game  
 Batted in 5+ runs in a game  
 Batted in 7 runs in a game  
 Batted in 8 runs in a game  
 Batted in 10 runs in a game  
 Walked 3+ times in a game  
 Walked 5 times in a game  
 Pitched 9 innings in a game  
 Pitched 10 innings in a game  
 Pitched 13 innings in a game  
 Threw a no-hitter  
 Struck out 10+ batters in a game  
 Struck out 15+ batters in a game  
 Struck out 20+ batters in a game  
 Was hit by a pitch 2 times  
 Was hit by a pitch 3 times  
 Hit for the cycle  
 Had a 15+ game hitting streak  
 Had a 20+ game hitting streak  
 Had a 25+ game hitting streak  
 Had a 30+ game hitting streak

Aaron Graeber, 3/30/25 at Elon  
 Kevin Mohollen, Erik Bowern, Jack Goan, 5/16/19 vs. Charleston  
 Tanner Donati, 4/29/25 vs. UMES  
 Josh Dean, 5/8/10 vs. Hofstra  
 Gary Gehman, 5/21/76 vs. Fairleigh Dickinson  
 Joseph Carpenter, 3/11/22 vs. Iona  
 Bryce Greenly, 3/15/23 vs. Maryland  
 Andre Duffie, 5/1/95 vs. Hofstra  
 Aaron Graeber, 3/22/25 vs. Stony Brook  
 Mark Rubini, 4/18/95 vs. St. Joe's  
 Evan Bouldin, 3/8/26 vs. Canisius  
 Eric Ludman, 4/14/24 vs. Northeastern  
 Reid Gorecki, 3/29/02 vs. James Madison  
 Andrew Salvo, 3/15/00 vs. Villanova  
 Dominic Ragazzo, 3/27/22 vs. James Madison  
 Evan Bouldin, 3/18/26 vs. St. Joe's (5)  
 Nick Patten, 5/18/17 vs. Charleston  
 Noah Burroughs, 2/24/26 at Maryland  
 Joey Loynd, 4/9/24 at Lafayette  
 Sal Mineo, 3/1/26 vs. Rider  
 Jackson Tyer, 5/6/25 at Georgetown  
 Chris Ludman, 3/16/19 vs. Goldey Beacom  
 Dan Gatto, 4/4/14 vs. St. Joe's  
 Rick Brown, 4/16/76 vs. West Chester  
 Brent Gaphardt (7 inn.), 3/26/05 vs. Hofstra  
 Brandon Walter, 4/10/19 vs. Towson (12)  
 Brandon Walter, 3/18/17 vs. Penn State (17)  
 Al Neiger, 4/15/59 vs. Swarthmore (21)  
 Aidan Stewart, 5/6/25 at Georgetown  
 Dan Richardson, 4/25/06 vs. Temple  
 Matthew Minckler, 4/29/25 vs. UMES  
 Aaron Graeber, 2024 (16)  
 Aaron Graeber, 2025 (22)  
 Brandon Menchaca, 1976-1977 (27)  
 Carlos Alonso, 2009-2010 (32)

# LAST TIME THE TEAM

Won by 10+ runs  
 Won by 15+ runs  
 Won by 20+ runs  
 Won by 25+ runs  
 Won by 30+ runs  
 Lost by 10+ runs  
 Lost by 15+ runs  
 Lost by 20+ runs  
 Lost by 30+ runs  
 Scored 20+ runs in a game  
 Scored 25+ runs in a game  
 Scored 30+ runs in a game  
 Scored 35+ runs in a game  
 Allowed 20+ runs in a game  
 Allowed 25+ runs  
 Allowed 30+ runs  
 Had 20+ hits in a game  
 Had 25+ hits in a game  
 Had 30+ hits in a game  
 Had 35+ hits in a game  
 Allowed 20+ hits in a game  
 Allowed 25+ hits in a game  
 Played in an extra innings game  
 Played in a 15+ inning game  
 Had a triple play

3/8/26 vs. Canisius (10-0)  
 3/18/26 vs. St. Joe's (18-0)  
 4/9/24 at Lafayette (22-2)  
 4/10/09 vs. Hofstra (27-2)  
 4/11/80 vs. UMES (30-0)  
 3/15/26 at LA Tech (17-4)  
 2/14/26 at Elon (17-4)  
 5/22/98 vs. Florida State (27-6)  
 5/19/1925 vs. Georgetown (33-0)  
 4/29/25 vs. UMES (24)  
 5/8/10 vs. Hofstra (25)  
 4/22/91 vs. Hofstra (30)  
 4/29/93 vs. UMES (38)  
 3/16/12 by UNCW (22)  
 5/3/91 by Towson (27)  
 5/19/1925 by Georgetown (33)  
 4/29/25 vs. UMES (20)  
 3/18/16 vs. Fairfield (25)  
 4/10/09 vs. Hofstra (30)  
 4/29/93 vs. UMES (37)  
 3/16/18 by Bryant (21)  
 5/6/85 by Rider (85)  
 5/11/25 at Monmouth (11 inn. | L, 5-4)  
 4/17/96 vs. St. Joe's (17 inn. | W, 10-8)  
 2/24/24 at Jacksonville

2026

## COMBINED TEAM STATS

## Delaware Combined Team Statistics (as of Mar 25, 2026)

## All games

Record: 10-15 Home: 9-4 Away: 1-11 Neutral: 0-0 Conference: 1-5

DATE	OPPONENT	SCORE	##	PLAYER	AVG	GP-GS	AB	R	H	2B	3B	HR	RBI	BB	HBP	SO	SB-ATT
02/13/2026	at Elon	L, 13-1	21	Nick Bilotto	-	8-0	0	0	0	0	0	0	0	0	0	0	0-0
02/14/2026	at Elon	L, 7-5	39	Brady Blum	-	6-2	0	0	0	0	0	0	0	0	0	0	0-0
02/14/2026	at Elon	L, 17-4	7	Evan Bouldin	.355	25-25	93	20	33	6	0	7	22	16	1	11	2-2
02/17/2026	La Salle	W, 6-4	12	Dylan Bryan	-	2-0	0	0	0	0	0	0	0	0	0	0	0-0
02/20/2026	at Mississippi St.	L, 9-2	17	Noah Burroughs	.171	22-21	82	8	14	1	1	4	19	5	1	25	1-1
02/21/2026	at Mississippi St.	L, 10-0	10	Andrew Callaway	-	8-0	0	0	0	0	0	0	0	0	0	0	0-0
02/22/2026	at Mississippi St.	L, 7-3	14	Harry Carr	.158	20-19	57	5	9	2	1	0	4	14	0	19	3-3
02/24/2026	at Maryland	L, 15-14	8	Anthony Charles	.281	20-17	57	5	16	3	0	0	9	8	2	11	4-4
02/25/2026	La Salle	W, 8-4	6	Lt Cockrill	.244	25-25	86	15	21	5	0	2	8	21	3	23	1-1
02/27/2026	Rider	W, 13-8	25	Elias Conway	-	6-6	0	0	0	0	0	0	0	0	0	0	0-0
02/28/2026	Rider	W, 5-4	16	Vincent Davis	.300	24-24	90	13	27	5	1	4	20	8	4	22	1-3
03/01/2026	Rider	W, 5-4	27	Anthony DeCesare	.162	14-11	37	11	6	3	0	0	6	10	3	11	0-0
03/04/2026	Maryland	L, 7-3	29	Chase Deibler	-	8-6	0	0	0	0	0	0	0	0	0	0	0-0
03/06/2026	Canisius	L, 7-5	2	Connor Doherty	.000	7-0	6	0	0	0	0	0	0	2	0	5	0-0
03/07/2026	Canisius	W, 14-1	19	Jackson Hulcher	-	9-0	0	0	0	0	0	0	0	0	0	0	0-0
03/08/2026	Canisius	W, 10-0	11	Luke Lambert	.000	5-4	14	3	0	0	0	0	0	1	2	6	0-0
03/10/2026	at UPenn	W, 5-3	37	Evan Lewis	-	5-0	0	0	0	0	0	0	0	0	0	0	0-0
03/13/2026	at Louisiana Tech	L, 5-0	35	Jake Marchesano	-	6-0	0	0	0	0	0	0	0	0	0	0	0-0
03/14/2026	at Louisiana Tech	L, 9-3	20	Doug Marose	-	5-5	0	0	0	0	0	0	0	0	0	0	0-0
03/15/2026	at Louisiana Tech	L, 17-4	33	Ryan McLaughlin	-	8-5	0	0	0	0	0	0	0	0	0	0	0-0
03/18/2026	Saint Joseph's	W, 18-0	3	Matthew Minckler	.218	25-24	78	11	17	2	0	2	7	11	2	19	4-4
03/20/2026	DBU	W, 5-4	1	Sal Mineo	.270	25-25	100	23	27	2	1	0	10	14	4	23	9-10
03/21/2026	DBU	L, 10-2	36	Ben Moyzan	-	8-0	0	0	0	0	0	0	0	0	0	0	0-0
03/22/2026	DBU	L, 8-6	42	Jake Pollaro	-	7-0	0	0	0	0	0	0	0	0	0	0	0-0
03/24/2026	at Rutgers	L, 8-0	15	Ryan Pugh	-	6-0	0	0	0	0	0	0	0	0	0	0	0-0
			31	Matt Reyes	-	2-0	0	0	0	0	0	0	0	0	0	0	0-0
			32	Jonah Richardson	-	5-0	0	0	0	0	0	0	0	0	0	0	0-0
			24	Ethan Shaub	-	4-1	0	0	0	0	0	0	0	0	0	0	0-0
			22	Sam Winsett	.257	16-7	35	6	9	1	1	0	5	6	0	16	1-1
			5	Jeremy Wolf	.269	23-23	78	21	21	6	1	3	16	10	10	17	3-3
				<b>Totals</b>	<b>.246</b>	<b>25.0</b>	<b>813</b>	<b>141</b>	<b>200</b>	<b>36</b>	<b>6</b>	<b>22</b>	<b>126</b>	<b>126</b>	<b>32</b>	<b>208</b>	<b>29-32</b>
				<b>Opponents</b>	<b>.263</b>	<b>25.0</b>	<b>798</b>	<b>181</b>	<b>210</b>	<b>46</b>	<b>0</b>	<b>26</b>	<b>167</b>	<b>164</b>	<b>32</b>	<b>181</b>	<b>31-37</b>
LOB - Team (209), Opp (200). DPs turned - Team (22), Opp (18). Picked off - Sal Mineo (1).																	
##	PITCHER	ERA	W-L	APP	GS	CG	SH	SV	IP	H	R	ER	BB	SO			
21	Nick Bilotto	3.65	0-0	8	0	0	0	0	12.1	9	5	5	6	12			
39	Brady Blum	18.29	0-2	6	2	0	0	0	10.1	20	21	21	13	8			
12	Dylan Bryan	3.86	0-0	2	0	0	0	0	4.2	3	2	2	4	5			
10	Andrew Callaway	3.68	0-1	8	0	0	0	1	14.2	17	14	6	6	9			
25	Elias Conway	5.40	1-1	6	6	0	0	0	15.0	13	13	9	16	17			
29	Chase Deibler	3.91	2-1	8	6	0	0	0	23.0	16	11	10	13	14			
19	Jackson Hulcher	6.27	1-2	9	0	0	0	1	18.2	15	14	13	17	23			
37	Evan Lewis	19.64	0-0	5	0	0	0	0	3.2	6	9	8	10	3			
35	Jake Marchesano	6.00	0-0	6	0	0	0	0	12.0	14	8	8	7	10			
20	Doug Marose	8.83	1-3	5	5	0	0	0	17.1	25	19	17	9	9			
33	Ryan McLaughlin	4.13	2-1	8	5	0	0	0	24.0	24	15	11	8	18			
36	Ben Moyzan	5.52	1-0	8	0	0	0	0	14.2	14	9	9	9	15			
42	Jake Pollaro	15.00	0-0	7	0	0	0	0	6.0	9	10	10	14	7			
15	Ryan Pugh	2.65	1-1	6	0	0	0	1	17.0	11	8	5	11	14			
31	Matt Reyes	32.40	0-0	2	0	0	0	0	1.2	3	7	6	4	1			
32	Jonah Richardson	8.31	1-2	5	0	0	0	0	8.2	7	10	8	14	13			
24	Ethan Shaub	6.23	0-1	4	1	0	0	0	4.1	4	5	3	3	3			

2026

## NCAA TEAM RANKINGS

Statistic	National Rank	Conference Rank	Value	National Leader	Value	Conference Leader	Value
Base on Balls (300 ranked)	63	4	126	Pittsburgh	176	DBU	143
Batting Average (300 ranked)	252	10	0.246	Georgia Tech	0.372	Missouri St.	0.308
Double Plays (300 ranked)	23	3	22	Tarleton St.	30	Jacksonville St.	25
Double Plays Per Game (300 ranked)	42	4	0.88	Tarleton St.	1.25	Missouri St.	1.04
Doubles (300 ranked)	202	11	36	Texas Tech ULM	69 69	Jacksonville St.	60
Doubles Per Game (298 ranked)	242	11	1.44	Texas Tech	2.88	Missouri St.	2.39
Earned Run Average (300 ranked)	189	10	6.53	Southern California	2.22	Jacksonville St.	3.69
Fielding Percentage (300 ranked)	229	11	0.963	Rider	0.987	DBU	0.983
Hit Batters (300 ranked)	158	6	32	Alabama A&M Delaware St.	63 63	DBU	49
Hit by Pitch (300 ranked)	158	7	32	Winthrop	76	FIU	55
Hits (300 ranked)	185	9	200	Texas Tech	308	Jacksonville St.	251
Hits Allowed Per Nine Innings (300 ranked)	114	5	9.09	Southern California	5.27	Jacksonville St.	6.94
Home Runs (300 ranked)	133	7	22	Georgia	82	DBU Missouri St.	50 50
Home Runs Per Game (300 ranked)	147	9	0.88	Georgia	3.15	Missouri St.	2.17
On Base Percentage (300 ranked)	204	10	0.366	Georgia Tech	0.496	New Mexico St.	0.429
Runs (300 ranked)	172	10	141	Georgia Tech	276	DBU	227
Sacrifice Bunts (293 ranked)				The Citadel	28	Jacksonville St.	24
Sacrifice Flies (298 ranked)	236	10	6	South Fla.	24	Jacksonville St.	21
Scoring (300 ranked)	212	11	5.6	Georgia Tech	11.5	DBU	9.1
Shutouts (54 ranked)	23	2	2	Florida Southern California	6 6	Jacksonville St.	3
Slugging Percentage (300 ranked)	213	11	0.386	Georgia	0.676	Missouri St.	0.574
Stolen Bases (300 ranked)	159	8	29	VMI	119	Sam Houston	65
Stolen Bases Per Game (300 ranked)	185	8	1.16	VMI	4.96	Sam Houston	2.71
Strikeout-to-Walk Ratio (300 ranked)	282	12	1.10	Auburn	4.40	Liberty	2.67
Strikeouts Per Nine Innings (300 ranked)	211	12	7.8	Wake Forest	13.5	Jacksonville St.	10.8
Triple Plays (1 ranked)				5 teams tied	1		
Triples (278 ranked)	71	3	6	New Mexico St.	14	New Mexico St.	14
Triples Per Game (299 ranked)	97	3	0.24	New Mexico St.	0.61	New Mexico St.	0.61
WHIP (300 ranked)	231	10	1.80	Southern California	0.99	Jacksonville St.	1.24
WL Pct (300 ranked)	213	11	0.400	Southern California	0.923	Jacksonville St.	0.808
Walks Allowed Per Nine Innings (300 ranked)	287	12	7.10	Texas A&M	2.44	Western Ky.	3.47

2026

## NCAA INDIVIDUAL RANKINGS

Statistic	Player	National Rank	Conference Rank	Value	National Leader	Value	Conference Leader	Value
Base on Balls (128 ranked)	LT Cockrill	69	5	21	Tyler Albright, Duke	34	Caden Bogenpohl, Missouri St.	29
Base on Balls Per Game (147 ranked)	LT Cockrill	147	7	0.84	Lorenzo Carrier, Pittsburgh	1.38	Caden Bogenpohl, Missouri St.	1.26
Batting Average (249 ranked)					Tanner Mally, Western Mich.	0.573	Jaxon Pate, Jacksonville St.	0.418
Complete Games (7 ranked)					6 players tied	2		
Doubles (124 ranked)					Carson Kerce, Georgia Tech	15	Aidan Cohall, FIU	13
Doubles Per Game (145 ranked)					Carson Kerce, Georgia Tech	0.65	Aidan Cohall, FIU	0.54
Earned Run Average (200 ranked)					Mason Edwards, Southern California	0.25	Eli Pillsbury, Jacksonville St.	1.07
Games Started (12 ranked)	Elias Conway Chase Deibler	12 12	2 2	6 6	Colton Sneddon, New Mexico St.	9	Colton Sneddon, New Mexico St.	9
Hit Batters (147 ranked)	Ryan McLaughlin	79	3	7	Robbie O'Connor, Northeastern	17	Avery Duncan, DBU Athán Kroll, DBU	8 8
Hit By Pitch Per Game (148 ranked)	Jeremy Wolf	55	3	0.43	Gabe Camacho, UC San Diego	0.76	Boston Vest, New Mexico St.	0.74
Hit by Pitch (103 ranked)	Jeremy Wolf	37	3	10	Gabe Natividad, Winthrop	18	Boston Vest, New Mexico St.	17
Hits (148 ranked)	Evan Bouldin	148	5	33	Javier Gorostola, FGCU	45	Brett Rogers, Middle Tenn.	37
Hits Allowed Per Nine Innings (150 ranked)					Mason Edwards, Southern California	1.75	Ben Blair, Liberty	4.84
Hits Per Game (147 ranked)					Tanner Mally, Western Mich.	2.15	Brett Rogers, Middle Tenn.	1.48
Home Runs (111 ranked)	Evan Bouldin	111	9	7	Quinton Coats, Cincinnati	19	Jake Bennett, DBU	11
Home Runs Per Game (146 ranked)					Quinton Coats, Cincinnati	0.70	Carter Bergman, Missouri St.	0.48
On Base Percentage (150 ranked)					Tanner Mally, Western Mich.	0.677	Owen Nowak, Middle Tenn.	0.543
Pitching Appearances (77 ranked)					Marco DiGirolamo, UC Riverside Ryan Higgins, UC Riverside	16 16	Nate Crider, Louisiana Tech Liam Watt, DBU	13 13
Runs (125 ranked)					Dee Kennedy, Kansas St.	41	Jake Bennett, DBU	35
Runs Batted In (144 ranked)					Tague Davis, Louisville	52	Grayson Ashe, Jacksonville St.	32
Runs Batted In Per Game (149 ranked)					Lorenzo Carrier, Pittsburgh	2.14	Chris Daniels, New Mexico St.	1.39
Runs Per Game (146 ranked)					Johnathan Gomez, FDU	1.86	Jake Bennett, DBU	1.46
Sacrifice Bunts (130 ranked)					Tyler Cox, Houston	9	Matthew Cash, Jacksonville St.	6
Sacrifice Bunts Per Game (150 ranked)					Tyler Cox, Houston	0.38	Matthew Cash, Jacksonville St.	0.24
Sacrifice Flies (87 ranked)					5 players tied	6	Grayson Ashe, Jacksonville St.	5
Saves (287 ranked)	Ryan Pugh Andrew Callaway Jackson Hulcher	287 287 287	15 15 15	1 1 1	Albert Roblez, Oregon St. Nick Bonn, Cal Poly Adam Troy, Southern California	7 7 7	Riley Fisher, Louisiana Tech Skyler Hutto, Jacksonville St.	4 4
Slugging Percentage (249 ranked)	Evan Bouldin	178	8	0.645	Lorenzo Carrier, Pittsburgh	1.014	Jake Bennett, DBU	0.804
Stolen Bases (106 ranked)					Terence Grines, UT Martin	25	Jeric Curtis, Sam Houston	15
Stolen Bases Per Game (150 ranked)					Terence Grines, UT Martin	1.04	Jeric Curtis, Sam Houston	0.65
Strikeout-to-Walk Ratio (150 ranked)					Jake Drumm, George Mason	28.00	Ben Blair, Liberty	12.50
Strikeouts (134 ranked)					Dax Whitney, Oregon St.	65	Ryan Peterson, Sam Houston	51
Strikeouts Per Nine Innings (150 ranked)					Dax Whitney, Oregon St.	16.88	Ryan Peterson, Sam Houston	13.11
Total Bases (135 ranked)	Evan Bouldin	106	5	60	Quinton Coats, Cincinnati	109	Jake Bennett, DBU	74
Toughest to Strike Out (149 ranked)					Tanner Mally, Western Mich.	75.0	Owen Nowak, Middle Tenn.	21.3
Triples (60 ranked)					13 players tied	4	Tanner Marsh, Liberty	4
Triples Per Game (139 ranked)					Casey Wensley, Bryant	0.19	Tanner Marsh, Liberty	0.17
Victories (107 ranked)					4 players tied	6	5 players tied	4
WHIP (150 ranked)					Grant Govel, Southern California	0.54	Ben Blair, Liberty	0.65
Walks Allowed Per Nine Innings (150 ranked)					Jake Drumm, George Mason	0.36	Ben Blair, Liberty	1.02

# DELAWARE TV/RADIO CHART



**1**  
Sal Mineo  
Sophomore | OF | 5-11 | 195  
Slippery Rock, Pa.  
Slippery Rock (Ohio State)



**2**  
Connor Doherty  
Freshman | OF/INF | 6-1 | 195  
Fairfax, Va.  
Robinson



**3**  
Matthew Minckler  
Junior | RHP/INF | 6-0 | 185  
Bangkok, Thailand  
Portsmouth (Virginia Tech)



**4**  
Rory Finn  
Sophomore | INF | 5-10 | 190  
Warrington, Pa.  
Springside Chesnut Hill



**5**  
Jeremy Wolf  
Senior | INF | 5-9 | 170  
Sicklerville, N.J.  
Gloucester Catholic (UNCG)



**6**  
LT Cockrill  
Senior | C | 5-10 | 190  
Las Vegas, Nev.  
Centennial (State College of Fla.)



**7**  
Evan Bouldin  
Senior | INF | 6-2 | 200  
Middletown, Del  
Appoquinimink (Delaware State)



**8**  
Anthony Charles  
Senior | OF | 6-3 | 195  
Mullica Hill, N.J.  
Clearview (Goldey Beacom)



**10**  
Andrew Callaway  
Junior | LHP | 6-0 | 210  
Seaford, Del.  
Delmar (West Virginia)



**11**  
Luke Lambert  
Senior | C | 5-9 | 185  
McDonald, Pa.  
West Allegeny (Eastern Florida CC)



**12**  
Dylan Bryan  
Junior | LHP | 6-2 | 195  
Lutherville, Md.  
Loyola-Blakefield



**14**  
Harry Carr  
Sophomore | INF | 6-1 | 190  
Philadelphia, Pa.  
Monsignor Bonner (Butler)



**15**  
Ryan Pugh  
Sophomore | RHP | 6-0 | 195  
South Riding, Va.  
Freedom (Virginia Tech)



**16**  
Vincent Davis  
Junior | INF/OF | 6-0 | 210  
Somerdale, N.J.  
Highland (Manhattan)



**17**  
Noah Burroughs  
Sophomore | OF | 6-1 | 195  
Millsboro, Del  
Sussex Central (Salisbury)



**18**  
Jack Maiale  
Freshman | RHP/INF | 6-4 | 220  
New Paltz, N.Y.  
New Paltz



**19**  
Jackson Hulcher  
Junior | RHP | 6-3 | 190  
Ashburn, Va.  
Broad Run (Richard Bland CC)



**20**  
Doug Marose  
Graduate | RHP | 6-5 | 230  
Laytonville, Md.  
Gaithersburg (Harford CC)




**21**  
Nick Bilotto  
Freshman | RHP | 6-2 | 190  
Ellicott City, Md.  
Glennelg



**22**  
Sam Winsett  
Sophomore | INF | 6-1 | 190  
Voorhees, N.J.  
Eastern (Coastal Carolina)



**23**  
Luke Guire  
Freshman | INF | 6-3 | 210  
Bordentown, N.J.  
Bordentown



**24**  
Ethan Shaub  
Graduate | LHP | 5-10 | 185  
Haddon Township, N.J.  
Haddon Township (Gloucester CC)



**25**  
Elias Conway  
Junior | LHP | 6-0 | 195  
Warrington, Pa.  
Springside Chesnut Hill



**27**  
Anthony DeCesare  
Freshman | C | 6-2 | 220  
Yorktown Heights, NY  
Stony Brook School

# DELAWARE TV/RADIO CHART



28

Tim Hartman  
Senior | RHP | 6-0 | 180  
Lumberton, N.J.  
Rancocas Valley (Gloucester CC)



29

Chase Deibler  
Freshman | RHP | 6-3 | 185  
Enola, Pa.  
East Pennsboro



30

Grant Fournier  
Freshman | OF | 5-10 | 170  
Cherry Hill, N.J.  
Cherry Hill West



31

Matt Reyes  
Senior | RHP | 5-11 | 195  
Northford, Conn.  
St. Thomas More (Louisburg CC)




32

Jonah Richardson  
Sophomore | RHP | 6-0 | 215  
Boiling Spring, Pa.  
Boiling Spring



33

Ryan McLaughlin  
Junior | RHP | 6-2 | 205  
Berlin, Md.  
Stephen Decatur



35

Jake Marchesano  
Freshman | RHP | 6-2 | 195  
Feasterville, Pa.  
Archbishop Ryan



36

Ben Moyzan  
Junior | RHP | 6-1 | 205  
Bethlehem, Pa.  
Notre Dame (ODU)




37

Evan Lewis  
Graduate | RHP | 6-2 | 205  
Severna Park, Md.  
Severna Park (Gaston CC)



38

Cole Carbone  
Junior | C | 6-2 | 210  
Cranston, R.I.  
Worcester Academy (Houston)




39

Brady Blum  
Sophomore | RHP | 6-1 | 180  
Northfield, N.J.  
Mainland



41

Joaquin Rodriguez  
Freshman | INF | 6-6 | 230  
Harbeson, Del.  
Sussex Central



42

Jake Pollaro  
Sophomore | LHP | 6-5 | 240  
Pittsburgh, Pa.  
North Hill



34

Greg Mamula  
Head Coach  
Fourth Season



44

Chris Bresnahan  
Recruiting Coordinator  
Second Season



43

Daniel Sweeney  
Pitching Coach  
Second Season



9

Jimmy Losh  
Volunteer Assistant Coach  
First Season