



DELAWARE FIGHTIN' BLUE HENS

MEN'S BASKETBALL GAME NOTES

a new era.



Ali Cucinotta, Director, Communications & Creative Services | 610-909-1025 | alic@udel.edu

2025-26 SCHEDULE

6-15, 2-8 CUSA

H: 3-7 | A: 2-7 | N: 1-1

NOVEMBER

(2-4)

Mon., Nov. 3	at Bucknell	L, 78-70
Fri., Nov. 7	Wilmington	L, 71-62
Tue., Nov. 11	at BYU	L, 85-68
Tue., Nov. 18	Saint Peter's	W, 81-70
Sun., Nov. 23	vs. SIU [^]	L, 79-59
Tue., Nov. 25	vs. UNCG [^]	W, 73-60

DECEMBER

(2-4)

Mon., Dec. 1	Iona	L, 89-66
Sat., Dec. 6	at Delaware State	L, 75-72 (OT)
Wed., Dec. 10	at George Washington	W, 70-58
Sat., Dec. 13	CSUN	L, 88-66
Tue., Dec. 16	Rider	W, 65-57
Mon., Dec. 29	Missouri State*	L, 61-43

JANUARY

(2-7)

Fri., Jan. 2	Jacksonville State*	L, 67-64
Sun., Jan. 4	Kennesaw State*	W, 67-52
Thu., Jan. 8	at Sam Houston*	L, 72-60
Sat., Jan. 10	at LA Tech*	L, 70-68 (OT)
Thu., Jan. 15	UTEP*	L, 70-69
Sat., Jan. 17	New Mexico State*	L, 97-68
Sat., Jan. 24	at Liberty*	L, 67-51
Wed., Jan. 28	at New Mexico State*	W, 73-64
Sat., Jan. 31	at UTEP*	L, 70-55

FEBRUARY

(0-0)

Wed., Feb. 4	Liberty*	7 p.m.
Sat., Feb. 7	Middle Tennessee*	1 p.m.
Thu., Feb. 12	at FIU*	7 p.m.
Sat., Feb. 14	at Missouri State*	3 p.m.
Wed., Feb. 18	WKU*	7 p.m.
Sat., Feb. 21	at Middle Tennessee*	2 p.m.
Thu., Feb. 26	at Jacksonville State*	7 p.m.
Sat., Feb. 28	at Kennesaw State*	5 p.m.

MARCH

(0-0)

Thu., Mar. 5	Sam Houston*	7 p.m.
Sat., Mar. 7	LA Tech*%	Noon
Mar. 10-14	CUSA MBB Championship	

Home Games in **BOLD**

All times ET

* CUSA Game

% Senior Day

[^] Jacksonville Classic (Jacksonville, Fla.)

WHO ARE WE

Only refer to our institution as the University of Delaware or UD. Do not use "U of D," "UofD," "the U of D" or "UDel." Do not use periods in "UD."

We are the Fightin' Blue Hens on first reference and Blue Hens, Hens, or Blue & Gold after that.

DELAWARE (6-15, 2-8 CUSA)

GM
22



Head Coach: Martin Ingelsby
Record at UD: 153-152 (10th year)
Career Record: same
Last: L, 70-55 at UTEP



Head Coach: Ritchie McKay
Record at LU: 290-137 (10th year)
Career Record: 455-295 (24th year)
Last: W, 81-65 at MTSU

wednesday, february 4, 2026 | 7 p.m. | newark, del. | bob carpenter center | espn+

OPENING TIP

The University of Delaware men's basketball team returns to Newark, Del. to host Liberty on Wednesday, February 4 at 7 p.m. This will be the fourth all-time match up between the Fightin' Blue Hens and Flames and second this season.

Delaware is averaging 65.2 points per game and has four players averaging double digits in points through 21 games: **Christian Bliss** (15.7), **Justyn Fernandez** (14.2), **Tyler Houser** (13.3), and **Macon Emory** (11.0).

Liberty has an 18-3 start on the season and is undefeated in conference play under 10th-year head coach Ritchie McKay. The team most recently topped Middle Tennessee 81-65 on the road.

The Flames have eight returners and seven newcomers on their 2025-26 roster and are led by Brett Decker Jr. who is averaging 17.7 points per game. Kaden Metheny (14.0), Colin Porter (11.1), Zach Cleveland (10.9), and JJ Harper (10.8) are also averaging double digits for Liberty.

HOW TO FOLLOW

TV/Stream ESPN+
Play-by-Play Scott Klatzkin
Analyst Bill Harman

Radio 94.7 WDSD
Play-by-Play Matt Janus
Analyst Tyrone Perry

Student Radio 91.3 WVUD
Play-by-Play Will McCarthy
Analyst John Becker

Live Stats bluehenstats.STATB.US

X/Instagram @DelawareMBB

SERIES HISTORY

All-Time 1-2
Ingelsby vs. 0-1
Home 1-0
Road 0-2
Neutral n/a
Current Streak L2
Last Meeting L, 67-51 - 1/24/26
Largest Victory 13 (77-64) - 1/1/14
Largest Defeat 16 (67-51) - 1/24/26
Last Win at Home 77-64 - 1/1/14
Last Win on the Road n/a

LAST GAME'S STARTERS

#00	#4	#5	#11	#44
CHRISTIAN BLISS	JUSTYN FERNANDEZ	MACON EMORY	JAYDEN TAYLOR	TYLER HOUSER
PPG: 15.7	PPG: 14.2	PPG: 11.0	PPG: 3.1	PPG: 13.3
APG: 5.8	APG: 2.3	APG: 1.4	APG: 0.2	APG: 1.6
RPG: 5.5	RPG: 4.7	RPG: 7.0	RPG: 2.8	RPG: 5.4
FG%: 40.8	FG%: 43.0	FG%: 44.3	FG%: 59.5	FG%: 48.1



2025-26 DELAWARE NUMERICAL ROSTER

#	NAME	POS.	YR.	HT.	WT.	HOMETOWN/HIGH SCHOOL (PREV. SCHOOL)
00	Christian Bliss	G	Jr.	6-4	190	Queens, N.Y. / George School (Virginia)
1	Mason Ellison	G	Fr.	6-4	170	Edgewood, Md. / Loyola Blakefield
3	Cavan Reilly	G	Sr.	6-4	200	Lovettsville, Va. / Bishop O'Connell
4	Justyn Fernandez	G	Sr.	6-5	210	Richmond, Va. / IMG Academy (Providence/George Mason)
5	Macon Emory	F	So.	6-8	200	Devon, Pa. / Perkiomen School
10	Brandon Baffone	G	Jr.	6-1	175	Hockessin, Del. / Salesianum School
11	Jayden Taylor	F	Fr.	6-8	185	Newark, Del. / The Sanford School
12	Alex McFadden	G	So.	6-1	175	Wayne, Pa. / Radnor
14	Lance Piper	G	So.	6-6	187	Holtsville, N.Y. / Phelps School (South Carolina)
15	Houston Emory	F	Sr.	6-9	205	Devon, Pa. / Blue Ridge School
20	Alex Kazanecki	G	Fr.	6-6	190	Morrow, Ohio / Archbishop Moeller
21	Nnanna Njoku	F	Gr.	6-9	250	Bear, Del. / The Sanford School (Villanova)
35	Bouna Kebe	F	Sr.	6-9	216	Dakar, Senegal / Promise Prep. Academy (Gillette CC/Memphis)
44	Tyler Houser	F	Sr.	6-9	255	Camp Hill, Pa. / Cedar Cliff (VMI)
55	Jameel Brown	G	Sr.	6-4	200	Philadelphia, Pa. / The Haverford School (Penn State/Temple)

Head Coach:

Martin Ingelsby (Notre Dame '01), 10th season

Associate Head Coach:

Bill Phillips (Saint Josephs '01), 10th season

Assistant Coach:

Antoni Wyche (Notre Dame '99), first season

Assistant Coach:

Danny O'Connor (Indiana '16), 10th season

Assistant Coach/ Director of Player Development:

Christian Nunez (Farmingdale State '13), second season

Director of Operations:

Stephen Galgano (Delaware '20), third season

ROSTER BY CLASS (ACADEMIC YEAR AT UD)

GRADUATE (1)

Nnanna Njoku

SENIOR (6)

Jameel Brown
Houston Emory
Justyn Fernandez
Tyler Houser
Bouna Kebe
Cavan Reilly

JUNIORS (2)

Brandon Baffone
Christian Bliss

SOPHOMORES (3)

Macon Emory
Alex McFadden
Lance Piper

FRESHMEN (3)

Mason Ellison
Alex Kazanecki
Jayden Taylor

ROSTER BY HEIGHT (AVG. HEIGHT -6-6)

6-1 (2)

Brandon Baffone
Alex McFadden

6-4 (4)

Christian Bliss
Jameel Brown
Mason Ellison
Cavan Reilly

6-5 (1)

Justyn Fernandez

6-6 (2)

Alex Kazanecki
Lance Piper

6-8 (2)

Macon Emory
Jayden Taylor

6-9 (4)

Houston Emory
Tyler Houser
Bouna Kebe
Nnanna Njoku

PRO-NUN-SEE-AY-SHUNS

#3	Cavan Reilly	CAV-in	HC	Martin Ingelsby	in-GULS-bee
#5	Macon Emory	MAKE-in	AC	Antoni Wyche	an-THONY why-ch
#10	Brandon Baffone	BUH-phone			
#20	Alex Kazanecki	KAZ-uh-neck-ee	Newark		NEW-ark
#21	Nnanna Njoku	nah-nah n-JOE-koo	Hockessin		HO-kess-in
#35	Bouna Kebe	BOO-nuh KEH-beh	Dakar, Senegal		DA-kaar SEH-nuh-gaal

ALPHABETICAL

#	NAME	POS.
10	Brandon Baffone	G
00	Christian Bliss	G
55	Jameel Brown	G
1	Mason Ellison	G
15	Houston Emory	F
5	Macon Emory	F
4	Justyn Fernandez	G
44	Tyler Houser	F
20	Alex Kazanecki	G
35	Bouna Kebe	F
12	Alex McFadden	G
21	Nnanna Njoku	F
14	Lance Piper	G
3	Cavan Reilly	G
11	Jayden Taylor	F

GEOGRAPHICAL

Delaware (3)

10	Brandon Baffone	G
21	Nnanna Njoku	F
11	Jayden Taylor	F

Maryland (1)

1	Mason Ellison	G
---	---------------	---

New York (2)

00	Christian Bliss	G
14	Lance Piper	G

Ohio (1)

20	Alex Kazanecki	G
----	----------------	---

Pennsylvania (5)

15	Houston Emory	F
5	Macon Emory	F
12	Alex McFadden	G
44	Tyler Houser	F
55	Jameel Brown	G

Senegal (1)

35	Bouna Kebe	F
----	------------	---

Virginia (2)

3	Cavan Reilly	G
4	Justyn Fernandez	G

HEAR OUR NAMES



A NEW ERA

After a nearly 18-month wait, the new era is finally here and the University of Delaware Fightin' Blue Hens are officially full members of Conference USA as of July 1, 2025. Fourteen of UD's 22 varsity programs will be housed in CUSA, with seven others joining as affiliate members in the Atlantic Sun (women's lacrosse, men's and women's swimming & diving), Atlantic 10 (men's lacrosse), Mid-American Conference (rowing), The Summit League (men's soccer), and Atlantic Hockey America (ice hockey). Field hockey will play an independent schedule this fall as the department continues to work diligently to finalize a new conference for the reigning CAA champions.

An athletic department built on history and tradition, Delaware brings an abundance of success to CUSA having won 10 national championships, 172 team conference titles, 282 individual conference crowns, 342 major conference awards, 2,655 all-league selections, and 543 all-americans.

UD student-athletes complement their athletic success with strong academic performances. During the 2024-25 academic year, the Blue Hens compiled a cumulative 3.41

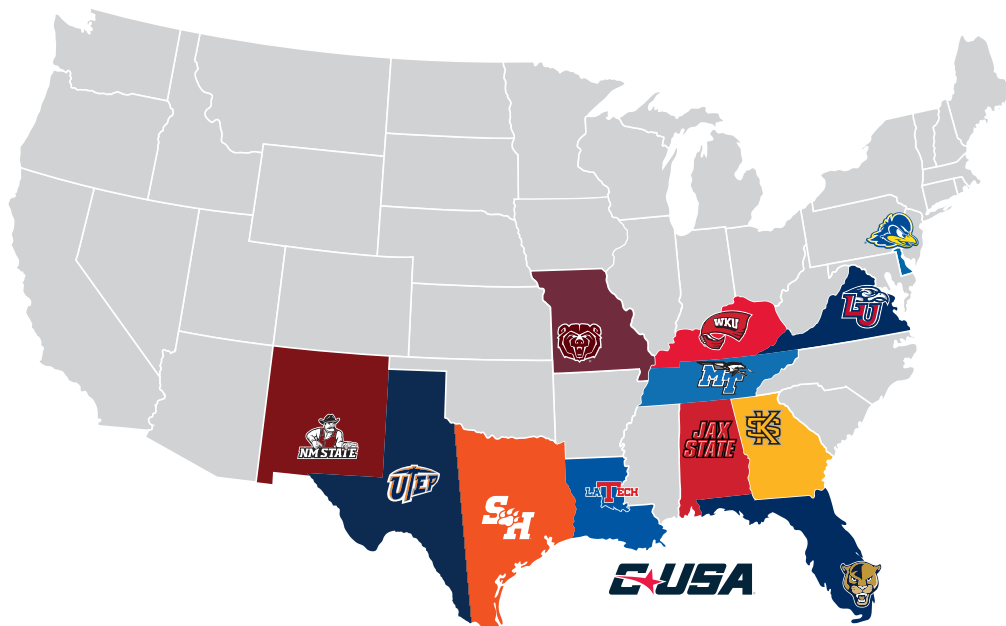
grade-point average—the highest in department history, excluding academic terms impacted by COVID-19. This marked the 11th-consecutive year and the 23rd-straight semester in which UD student-athletes have posted a 3.00 GPA or better.

The move will push the Delaware brand across the nation, spanning from the northeast down into Florida, and west as far as New Mexico. However, the reach won't stop there. At least five football games will hit the national scene on CBS Sports Network/ESPN family of networks, including a non-conference tilt on FOX against Colorado. Men's and women's basketball will also have the chance to play nationally televised games as part of CUSA's media rights agreement with CBS Sports Network and ESPN.

Speaking of reach, Delaware's initial announcements about joining Conference USA reached over two billion people according to social media analytics. Put that into perspective – just over one million people live in the state of Delaware. That means these announcements reached over 2,000 Delawares.

Conference USA is an NCAA Division I conference championing success in college athletics through dedicated leadership, dynamic partnership, and diverse membership. Founded in 1995 and based in Dallas, CUSA is home to nine schools: FIU, Jacksonville State, Liberty, Louisiana Tech, Middle Tennessee, New Mexico State, Sam Houston, UTEP, and WKU. Kennesaw State joined the league in 2024 and Delaware begins competition in 2025.

"Adding the University of Delaware is a tremendous opportunity for Conference USA as we strategically position ourselves for continued success," Conference USA Commissioner Judy MacLeod said. "We are excited to add the state's flagship university with its rich history in athletics and academics and look forward to our partnership with President Dennis Assanis, Director of Athletics Chrissi Rawak, and their leadership group."



CUSA SPONSORED DELAWARE SPORTS

- Baseball
- M/W Basketball
- W Cross Country/Track & Field
- Football
- M/W Golf
- W Soccer
- Softball
- M/W Tennis
- Volleyball

OTHER DELAWARE SPORTS AFFILIATIONS

- Field Hockey
- W Ice Hockey
- M Lacrosse
- MPSF
- W Lacrosse
- W Rowing
- M Soccer
- M/W Swim/Dive
- Atlantic Sun
- Mid-American
- The Summit League
- Atlantic Sun

QUICK FACTS

School.....	University of Delaware
Location	Newark, Del.
Founded	1743
Enrollment	24,039
President.....	Laura Carlson
School Website	www.udel.edu
Nickname.....	Fightin' Blue Hens
School Colors.....	Blue & Gold
Athletics Website	www.bluehens.com
Director of Athletics.....	Jordan Skolnick
Conference	Conference USA
Website	www.conferenceusa.com

MBB PROGRAM

Stadium	Bob Carpenter Center
Capacity	5,000
First Season of MBB	1905-06
All-Time Record	1,296-1,412-2
All-Time Bob Carpenter Record	286-167
Conference Championships.....	10
Last..... 2022 CAA Conference Tournament	
All-Conference Selections	143
Head Coach.....	Martin Ingelsby (Notre Dame '01)
Career Record.....	153-152 / 10th season
Record at UD	same
Letterwinners Returning/Lost	6/9
Starters Returning/Lost	1/4
Newcomers	9
Transfers	6
Freshmen	3
2024-25 Overall Record	16-20
2024-25 CAA Record	5-13
2024-25 CAA Reg. Season Finish.....	12th
2024-25 Postseason	4-1

TABLE OF CONTENTS

Roster	2
A New Era.....	3
Quick Facts, Media Info, Stat Comparison.....	4
Individual Trends, Milestone Watch, On This Date ..	5
Delaware Record When	6
Ingelsby vs. Opponents.....	7
Individual Game Highs, Awards, CUSA Standings..	8
Game Notes	4-9
Head Coach Martin Ingelsby	10-11
Assistant Coaches and Support Staff	12
Player Pages	13-27
Delaware Highs and Lows, Player Highs.....	28
Opp. Highs and Lows, Single Game Records ..	29
Starters by Game, Scoring Breakdown	30
Stat Leaders by Game, Misc. Stats.....	31
Last Time a Blue Hen, Last Time the Team	32
NCAA Stat Rankings.....	33-34
Team Statistics.....	35-37
CUSA Statistics.....	36
Boxscores	38-43
Delaware TV/Radio Roster.....	44
Delaware Spotting Board	45

MEDIA INFORMATION

Interview Requests

All interview requests for players, coaches, or staff members should be directed to Ali Cucinotta.

Credentials

All credential requests for home games must be made through Ali Cucinotta. Game-by-game credentials must be requested at least 24 hours prior to the game.

Media Parking

Media parking at the Bob Carpenter Center is available on upon request. Please contact Ali Cucinotta via email to obtain a parking pass.

Media Will-Call/Entrance

Media attending games at the Bob Carpenter Center must enter through the back of the arena through the media entrance. Credentials left at will-call must be picked up at that entrance **only**.

Post-Game Interview Procedures

Following games, Delaware head coach Martin Ingelsby and select players will be made available to the media upon request. Please address coach and player requests to Ali Cucinotta and the visiting school's sports information representative.

GAME NOTES

last time out

Delaware recorded a season-high 27 free throws on a season-high 29 attempts at UTEP.

Christian Bliss led the Hens with 17 points, including a career-high 11-of-11 from the line.

Tyler Houser recorded his 15th double-digit point game this season with 15 points. He also recorded a career-high 7-of-8 free throws.

Justyn Fernandez tied his career-high seven free throws made on eight attempts.

last fight with the flames

Christian Bliss (17) and **Justyn Fernandez** (16) each recorded a double-figure game and played all 40 minutes against Liberty.

above average

Christian Bliss is one of two players in the NCAA who are averaging at least 15.7 ppg, 5.8 apg, and 5.5 rpg, along with Quion Williams of Arkansas-Pine Bluff.

Bliss is on pace to become just the second Blue Hen since 1983-84 to average at least 15.0 points, 5.0 rebounds, and 5.0 assists per game. He would join **Jarvis Threatt**, who averaged 18.0 ppg, 5.8 rpg, and 5.4 apg in 2013-14.

his house(r)

Tyler Houser has recorded 15 10-plus-point games this season. His 25 points against NMSU is the most he has scored as a Hen.

injury report

Delaware is fourth in the NCAA in games missed due to injuries with 90 total games over eight players, behind Boston University (129), Binghamton (123), and La Salle (92).

putting in the time

Christian Bliss (39:10) is first in the NCAA in minutes per game, **Macon Emory** (36:14) is 13th, and **Justyn Fernandez** (35:51) is 21st, with Bliss (1st), Emory (2nd), and Fernandez (3rd) top the CUSA while **Tyler Houser** (32:17) is eighth in the league. UD is one of two teams in the NCAA with three players in the top 50 along with Merrimack (12th, 20th, and 32nd).

Since 2010, only seven D1 players have averaged 39.0 minutes played per game during a season. **Christian Bliss** (39.1) is on pace to become the 8th in that timeframe. Delaware would become the only school with multiple players to reach that mark during this span, as **Jawan Carter** averaged 39.2 mpg in 2009-10.

consistent christian

Christian Bliss has recorded at least three assists in all but one game this season and ranks 31st in the NCAA and second in CUSA in assists per game (5.8). His career-high is 11 against UNCG. Bliss is also fifth in CUSA in free throw percentage (83.5). He has shot 81-of-97 from the free throw line this season which includes 20-consecutive made free throws spanning across the Liberty (1/24), NMSU (1/28) and UTEP (1/31) games.

2025-26 STATISTICAL COMPARISON

CATEGORY	DEL	NCAA	CUSA	LU	NCAA	CUSA
Assists Per Game	12.4	293rd	10th	17.4	33rd	1st
Blocks Per Game	3.2	202nd	8th	3.6	142nd	5th
Field Goal Percentage	43.5	274th	9th	52.6	2nd	1st
Field Goal Percentage Defense	42.5	100th	7th	42.8	122nd	8th
Fouls Per Game	14.3	11th	2nd	13.7	6th	1st
Free Throw Percentage	74.8	84th	1st	69.6	264th	5th
Rebound Margin	-3.0	313th	11th	-2.9	302nd	10th
Rebounds (Defensive) Per Game	24.90	169th	8th	24.57	193rd	10th
Rebounds (Offensive) Per Game	7.00	357th	11th	5.76	361st	12th
Rebounds Per Game	31.90	332nd	11th	30.33	351st	12th
Scoring Defense	71.4	117th	6th	67.1	32nd	3rd
Scoring Margin	-6.2	324th	12th	+12.4	39th	1st
Scoring Offense	65.2	350th	12th	79.5	115th	4th
Steals Per Game	5.4	314th	12th	6.8	181st	8th
Three-Point Percentage	34.8	138th	7th	41.0	3rd	1st
Three Pointers Per Game	8.1	153rd	6th	10.7	22nd	1st
Turnovers Forced Per Game	9.10	354th	12th	11.76	203rd	7th
Turnovers Per Game	12.2	223rd	10th	8.5	2nd	1st

GAME NOTES

top 10 in cusa

Christian Bliss is second in the league in assists per game (5.8), total assists (122), steals per game (1.9), and total steals (40), seventh in total points (329), eighth in points per game (15.7), and 10th in 3-pointers per game (2.10) and total 3-pointers (44). **Justyn Fernandez** is 10th in field goal percentage (43.0).

UD is second in CUSA in scoring defense (69.0) during CUSA play and are first overall in the conference in free throw percentage (74.8).

first cusa win

Delaware recorded its first-ever CUSA win over Kennesaw State on January 4, by a score of 67-52. The 52 points allowed are the fewest this season by the Fightin' Blue Hens with KSU entering the game leading the league and ranking 13th nationally in points per game (91.8). The Hens also recorded a season-high eight blocks and, won the turnover margin (+3) for the second-straight game.

first cusa road win

Delaware earned its first road CUSA win over New Mexico State (73-64) on January 28. UD out shot (%) NMSU in all three facets of the game, including a perfect 15-of-15 from the line.

Christian Bliss led the team in points (23), rebounds (6), and assists (4). This was his third 20-plus-point game with 23 points on 8-of-10 shooting.

Tyler Houser (16), **Justyn Fernandez** (13), and **Macon Emory** (11) also had double-digit point games for the Hens.

this justyn

Justyn Fernandez has scored double-figure points in all but three games this season. His career high is 27 against GW.

seeing what works

UD has used a different starting line up in eight of 21 games.

nothin' but net

Delaware has the second highest ranked non-conference NET win among CUSA teams in GW (87th). NMSU is first (New Mexico - 42nd).

double-double time

Macon Emory leads the team and is third in CUSA in double-doubles with four, including back-to-back against Bucknell and Wilmington. Emory has scored double figures in 13 of Delaware's 21 games this season.

free throw perfection

UD was perfect from the free throw line (13-of-13) at Delaware State on December 6, 2025 for the first time since February 4, 2023 against Charleston.

For the second time this season, the Blue Hens shot 100 percent from the free throw line (15-of-15) against New Mexico State.

The Hens made a season-high 33-consecutive free throws across the Liberty (1/24), New Mexico State (1/28), and UTEP (1/31) games.

tied at 27

Christian Bliss (vs. Jacksonville State) and **Justyn Fernandez** (vs. GW) each posted career-high 27-point games to tie for the most by a Blue Hen this year.

28 is the number to beat

The Hens have made a season-high 28 field goals three times this season against Saint Peter's, UNCG, and Iona. The team's highest shooting percentage is .538 (28-of-52) vs. Saint Peter's.

double double-doubles

In UD's 73-60 win over UNCG **Christian Bliss** and **Tyler Houser** became the first teammates to record double-doubles in points and rebounds and points and assists since **Harding Nana** (20pts, 10 rbs) and **Mike Slattery** (13 pts, 10 asts) in an 84-79 loss at San Francisco on December 4, 2004.

INDIVIDUAL TRENDS

10+ Point Games	25-26	Career
Christian Bliss	19	19
Tyler Houser	15	18
Justyn Fernandez	14	19
Macon Emory	13	19
Jameel Brown	2	9
Mason Ellison	1	1
Alex Kazanecki	1	1
Jayden Taylor	1	1
Cavan Reilly	0	43

20+ Point Games	25-26	Career
Christian Bliss	3	3
Justyn Fernandez	2	2
Tyler Houser	2	4
Macon Emory	1	1
Cavan Reilly	0	4
Jameel Brown	0	1

10+ Rebound Games	25-26	Career
Macon Emory	4	4
Tyler Houser	2	4

10+ Assist Games	25-26	Career
Christian Bliss	1	1

Double-Doubles	25-26	Career
Macon Emory	4	4
Tyler Houser	2	3
Christian Bliss	1	1

MILESTONE WATCH

1,000-Career Points	
Cavan Reilly	865

Career Three Pointers	
1. Ryan Allen (2017-22)	304

8. Tyrone Perry (1995-99)	170
9. Cavan Reilly (2022-Pres.)	166

Head Coach Career Wins	
1. Steve C. Steinwedel	163
2. Martin Ingelsby	153

Career Games Played	
1. Ryan Allen, 2017-22	133
T2. Cazmon Hayes, 2013-17	124
T2. Devon Saddler, 2010-14	124
T2. Jamelle Hagins, 2009-13	124
5. Mike Pegues, 1996-2000	123

.....	
Cavan Reilly, 2022-pres.	95

ON THIS DATE IN DELAWARE MBB HISTORY...

FEB

4

Delaware men's basketball is 14-16 all-time on this day. The most recent win is over James Madison (85-80) in 2012.

Martin Ingelsby is 0-2 on this day.

DELAWARE RECORD WHEN...

	25-26	INGELSBY
Overall	6-15	153-152
Conference	2-8	70-93
Non-conference	4-7	83-59
Conference Tournament	0-0	13-8
NCAA Tournament	0-0	0-1
Home	3-7	79-55
Away	2-7	47-79
Neutral	1-1	27-18
Overtime	0-2	10-6
Current streak	L1	L1
Current home streak	L2	L2
Current road streak	L1	L1
Current neutral streak	W1	W1
Day game	2-8	59-59
Night game (After 6 pm)	4-7	94-93
November	2-4	41-23
December	2-4	34-33
January	2-7	37-47
February	0-0	28-37
March	0-0	13-12
On Sunday	1-1	20-13
On Monday	0-3	13-15
On Tuesday	3-1	17-9
On Wednesday	2-0	12-8
On Thursday	0-2	31-36
On Friday	0-2	17-13
On Saturday	0-6	43-58
Scoring first	3-6	98-77
Opponent scores first	3-9	55-75
Leading at halftime	5-3	126-38
Trailing at halftime	1-11	24-109
Tied at halftime	0-1	3-5
Game decided by ≤ 5 pts	0-4	63-72
Game decided by 6-10 pts	2-2	37-35
Game decided by > 10 pts	4-9	53-45
Scoring fewer than 50 pts	0-1	0-2
Scoring 50-59 pts	0-3	9-30
Scoring 60-69 pts	2-9	30-65
Scoring 70-79 pts	3-2	60-43
Scoring 80+ pts	1-0	54-11
Allowing < 50 pts	0-0	5-0
Allowing 50-59 pts	3-0	41-4
Allowing 60-69 pts	2-3	56-23
Allowing 70+ pts	1-12	51-125
Out shooting opponent (%)	6-2	128-40
Out shot by opponent (%)	0-13	24-112
Same (%)	0-0	1-0
2 or less in double figures	0-5	19-45
3 in double figures	3-4	45-46
4 in double figures	3-5	61-49
5 or more in double figures	0-1	28-12
Out rebounding opp.	2-3	89-36
Out rebounded by opp.	4-11	55-107
Rebounds even	0-1	9-9
Make same or more 3FGs	3-5	106-59
Make fewer 3FGs	3-10	47-93
Make same or more FTs	3-5	105-60
Make fewer FTs	3-10	48-92
Commit same or fewer TO	3-3	84-59
Commit more TO	3-12	69-93

GAME NOTES

home sweet home

UD posts a better record at home under **Martin Ingelsby** (79-55) compared to on the road (47-79).

that 70s show

Under head coach **Martin Ingelsby**, UD posts an 102-27 record when holding opponents under 70 points, including 56-11 since the 2021-22 season.

first come, first serve

The Hens are 98-77 when they score first in the last 10 seasons under **Martin Ingelsby**.

free throws are free for a reason

Under **Martin Ingelsby**, Delaware is 105-59 when scoring more or the same number of free throws.

more threes please

Delaware is 106-59 when scoring more or the same number of three pointers under **Martin Ingelsby**.

gimme that

UD has a 89-35 record when out rebounding its opponent under **Martin Ingelsby**.

halftime heroes

When leading at halftime, the Fightin' Blue Hens are 126-38 in the **Martin Ingelsby** era.

threes for days

Delaware has scored at least one three-pointer in 415-consecutive games, dating back to January 19, 2013.

spreading the wealth

UD is one of 27 schools in the NCAA with six or more games with different leading scorers. **Christian Bliss, Macon Emory, Justyn Fernandez, Tyler Houser, Jameel Brown, and Alex Kazanecki** have all been the leading scorer at least once this season.

getting technical

Delaware shot 66.7 percent from the field in the first half including 4-of-8 from long range. UD outshot LA Tech in FG%, 3FG%, and FT%. This was also the first game this season that five different Hens recorded at least 10 points.

Freshman **Jayden Taylor** posted career highs in points (11) and rebounds (7).

threeseese

Delaware has made 10+ threes seven times this season, including a season-high 13 3-pointers against UNCG, six of which were made by **Tyler Houser**. Houser's six-consecutive threes are tied for the second most in program history. He was also named to the Jacksonville Classic All-Tournament Team for this performance.

Delaware's 11 threes against Saint Peter's and BYU is the first time UD has made at least 11 three-pointers in two-straight games since doing so against William & Mary and Elon on Jan. 16 and 18, 2020.

underdog season

Delaware upset George Washington 70-58 on the road on Wednesday, December 10. The Blue Hens held the Revolutionaries, who came in averaging 91.4 points per game, to a season-low 58 total points and a season-tying low of 29 first half points. UD also recorded a team season high of seven blocks, with one from seven different players.

big time mason

Freshman **Mason Ellison** was a 1,000-point scorer at Loyola Blakefield High School.

pro pops piper

Transfer **Lance Piper**'s father played professionally overseas for 11 years after college stints at Delaware State and Indiana University of Pennsylvania.

schedule quirks

UD will play each CUSA opponent twice, except for FIU and WKU.

new kids on the block

Ten of UD's 21 opponents are first time match-ups. Eight of those 10 are league match-ups, meaning UD has only played three of the 11 current CUSA teams: LA Tech (1-0), Liberty (1-1), and MTSU (0-1).

pa. peeps

One third of the team is from Pennsylvania: **Houston Emory, Macon Emory, Alex McFadden, Tyler Houser, and Jameel Brown**. Head coach **Martin Ingelsby**, and associate head coach **Bill Phillips** are also from the state of Pennsylvania.

INGELSBY VS.

OPPONENT	H	A	N	OVR
Air Force	1-0	0-1	0-0	1-1
Appalachian State	0-0	0-0	1-0	1-0
Austin Peay	0-0	0-0	0-1	0-1
Bradley	0-0	1-1	0-0	1-1
Bridgewater	1-0	0-0	0-0	1-0
Brown	0-0	0-0	1-0	1-0
Bryant	0-1	0-0	0-0	0-1
Bryn Athyn	1-0	0-0	0-0	1-0
Bucknell	0-1	1-1	0-0	1-2
Buffalo	0-1	0-0	0-0	0-1
BYU*	0-0	0-1	0-0	0-1
Cal. St. Northridge*	0-1	0-0	0-0	0-1
Campbell	0-1	1-0	1-0	2-1
Charleston	1-8	1-6	1-0	3-14
Chestnut Hill	2-0	0-0	0-0	2-0
Colgate	0-0	0-0	1-0	1-0
Columbia	1-0	1-0	0-0	2-0
Cornell	1-1	1-0	0-0	2-1
CSU Bakersfield	1-0	0-0	0-0	1-0
Davidson	1-0	0-1	0-0	1-1
Delaware State	3-1	3-1	1-0	7-2
Drexel	4-4	1-7	1-0	6-11
Duke	0-0	0-1	0-0	0-1
Duquesne	0-0	0-1	0-0	0-1
Elon	9-0	3-4	1-0	13-4
FIU*	0-0	0-0	0-0	0-0
Fordham	0-0	0-0	1-0	1-0
George Washington	1-0	1-1	0-1	2-2
Goldie-Beacom	2-0	0-0	0-0	2-0
Hampton	1-0	0-2	1-0	2-2
Hartford	0-0	0-0	1-0	1-0
Hofstra	1-8	1-7	1-4	3-19
Iona	1-1	1-0	0-1	2-2
James Madison	5-0	4-1	0-0	9-1
Jax State*	0-1	0-0	0-0	0-1
Kennesaw State*	1-0	0-0	0-0	1-0
La Salle	1-0	0-2	0-0	1-2
Lafayette	1-0	1-0	0-0	2-0
Liberty	0-0	0-1	0-0	0-1
LIU	1-0	0-1	0-0	1-1
Longwood	0-0	0-0	1-0	1-0
Louisiana Tech	1-0	0-1	0-0	1-1
Marist	1-0	0-0	0-0	1-0
Maryland	0-0	0-1	0-0	0-1
Md. Eastern Shore	1-0	1-0	0-0	2-0
Miami (Ohio)	0-0	1-0	0-0	1-0
Middle Tennessee	0-0	0-0	0-0	0-0
Misericordia	1-0	0-0	0-0	1-0
Missouri State*	0-1	0-0	0-0	0-1
Monmouth	2-0	0-2	0-0	2-2
Moravian	1-0	0-0	0-0	1-0
Morgan State	0-1	0-0	0-0	0-1
Navy	0-1	0-1	0-0	0-2
NC A&T	1-0	3-0	0-0	4-0
N.C. Wesleyan	0-0	0-0	1-0	1-0
New Mexico State*	0-1	1-0	0-0	1-1
Northeastern	5-2	3-4	1-1	9-7
Northern Kentucky	0-0	0-0	0-1	0-1
Notre Dame	0-1	0-0	0-0	0-1
Oakland	0-0	0-0	1-1	1-1
Ohio	0-1	0-1	0-0	0-2
Penn	0-0	0-1	0-0	0-1
Princeton	0-1	1-0	0-0	1-1
Rhode Island	0-0	0-0	1-0	1-0
Richmond	0-0	1-0	0-0	1-0
Rider	1-1	2-0	0-0	3-1
Robert Morris	1-0	1-0	0-0	2-0
Saint Francis (Pa.)	1-0	1-0	0-0	2-0
Saint Peter's	1-0	1-1	0-0	2-1
Salem	1-0	0-0	0-0	1-0
Sam Houston*	0-0	0-1	0-0	0-1
Seton Hall	0-0	0-1	0-0	0-1
Siena	1-0	1-0	0-0	2-0
South Florida	0-0	0-1	0-0	0-1
Southern Illinois	0-0	0-0	1-1	1-1
St. John's	0-0	0-1	0-0	0-1
Stony Brook	4-0	0-2	1-0	5-2
Temple	0-0	0-1	0-0	0-1
Towson	2-6	2-6	2-1	6-13
UMBC	1-0	0-1	0-0	1-1
UNCG	0-1	0-1	1-1	1-3
UNCW	4-3	4-5	1-2	9-10
UTEP*	0-1	0-1	0-0	0-2
UTSA	0-0	0-0	1-0	1-0
Vermont	0-0	0-0	0-1	0-1
Villanova	0-0	0-0	0-2	0-2
Wesley	1-0	0-0	0-0	1-0
William & Mary	5-3	2-5	2-0	9-8
WKU*	0-0	0-0	0-0	0-0
Wilmington	2-1	0-0	0-0	2-1
Xavier	0-0	1-0	0-0	1-0
Yale	0-1	0-1	1-0	1-2
TOTALS	79-55	47-79	27-18	153-152

Bold indicates 2025-26 opponent
 * Indicates first meeting in 2025-26

GAME NOTES

a decade at delaware

Martin Ingelsby, **Bill Phillips**, and **Danny O'Connor** are in their 10th season coaching together at UD.

high school hall of famer

Martin Ingelsby was inducted into Archbishop Carroll's Hall of Fame in September 2025 for his successful high school career.

speaking of high school...

Martin Ingelsby and Associate Head Coach **Bill Phillips** played together at Archbishop Carroll High School.

keeping it 100+50

Martin Ingelsby became the third coach in program history to reach the 100-win plateau in 2022-23. He passed his former coach and mentor, **Mike Brey**, who had 99 as the head coach at UD. With UD's win over GW on December 10, 2025, Ingelsby became only the second coach to surpass 150 wins along with the program record holder **Steve C. Steinwedel** (163).

newest coaching addition

Antoni Wyche joined the Hens staff in August 2025. He most recently served as an assistant coach at Northern Illinois. Wyche had two stints at Siena which were split up by two seasons as an assistant coach at his alma mater, Notre Dame, under former Blue Hens' coach **Mike Brey**.

teammates to co-workers

Antoni Wyche and head coach **Martin Ingelsby** shared the court as teammates for two seasons at Notre Dame (1997-1999).

There is only one other scenario like this in Conference USA in Liberty's assistant coaches **Stephen Burggarf** and **Kyle Rode** who played together for two seasons at Liberty.

move over, martin

Usually a DI head basketball coach is the most famous in their family. That may not be the case for **Martin Ingelsby**. His brother, **Brad**, wrote and created the HBO hit *Mare of Easttown*, which is based in a Philadelphia suburb, similar to where the brothers grew up. The series received 16 nominations at the 73rd Primetime Emmy Awards and won four. **Brad** has another show, *Task*, that is currently airing on HBO Max. Their father, **Tom**, was a standout guard at Villanova from 1970-73 and served as his son's head coach at Archbishop Carroll. **Tom** led Villanova to the 1971 NCAA championship game and played for the Atlanta Hawks during the 1973-74 season and for the Spirits of St. Louis in the ABA the following year.

stayin' put

During the summer of 2022, head coach **Martin Ingelsby** signed an extension that will keep him in Newark through the 2028-29 season. This was his second extension since signing his original contract in 2016.

it's all in the fam

Jayden Taylor's grandfather **Richard Hickman**, played basketball at UD from 1969-73, was named captain and MVP in 1972-73 and a freshman coach in 1973-74. His uncle, **Stan Waterman**, also played four years of basketball at Delaware. **Waterman** was also **Nnanna Njoku's** high school coach at the Sanford School.

the gm

Jason Gandhi joined UD in May 2025 as general manager, men's & women's basketball. **Gandhi** is insutrumental in NIL activation and is involved in revenue sharing among the programs.



1997-98 Notre Dame Men's Basketball Team Photo - Ingelsby fifth from left (back row), Wyche fourth from right (front row)

GAME NOTES

one last ride

Brothers **Houston** and **Macon Emory** will play their final season of college basketball together this season. They are one of 17 sets of brothers to play on the same team in DI men's basketball.

kaza-step-back

Alex Kazanecki was named the 2024-25 All-Southwest District Player of the Year after leading the Greater Catholic League in points per game with 16.6.

senegal pride

Bouna Kebe is the first Delaware men's basketball player from Senegal since **Ndongo Ndiaye** and **Madou Diouf** in 2000. There are only three men's basketball players in CUSA from Senegal. The other two are Cheikh Ndiaye from Sam Houston and UTEP's Mouhamed Mbaye. Kebe is also the only international student on the roster.

majority rules

This year's roster is made up of nine newcomers and six returners, including three true freshmen and six transfers. The transfers are **Christian Bliss** (Virginia), **Jameel Brown** (Penn State/Temple), **Justyn Fernandez** (George Mason/Providence), **Bouna Kebe** (Independence CC/Gillette CC/Memphis), **Nnanna Njoku** (Villanova), and **Lance Piper** (South Carolina). The freshmen are **Mason Ellison**, **Alex Kazanecki** and **Jayden Taylor**.

captains of the coop

The 2025-26 captains are **Cavan Reilly**, **Tyler Houser**, and **Justyn Fernandez**.

new rule alert

New this year, coaches can challenge certain calls during live play. Challengeable plays include out-of-bounds calls, basket interference, goaltending, and whether a secondary defender was in the restricted-area arc. The team must have a timeout to make a challenge. If the challenge is won, the team keeps its timeout. If the challenge is lost, they lose it.

back in black

The Hens have new black uniforms to wear as an alternate jersey. UD debuted these uniforms at BYU.

full-circle moment

The first basketball game that walk-on **Alex McFadden** ever attended was at UD.

taylor-made

Freshman **Jayden Taylor** (0.8500) is the third-highest ranked 247Sports Composite Recruit to commit to Delaware out of high school since 2000. Only **Chyree Walker** (0.8614, Class of 2017) and **Marvin King-Davis** (0.8600, Class of 2011) rank ahead of Taylor. Two of the three best recruits since 2000 (Walker and Taylor) were recruited by Ingelsby.

oct-lingual

Senior **Bouna Kebe** speaks English, French, Wolof, Spanish, Arabic, Serer, Kala, and Fula for a total of eight languages.

90s baby

Bouna Kebe is one of eight current NCAA men's basketball players who were born in the 90s. He made the cutoff by a week, as he was born on Christmas Eve in 1999.

age is but a number

The average age on the team is 21 years old.

almost there

Senior **Cavan Reilly** is 138 points away from surpassing 1,000 career points. He would be the 40th person in program history to cross this milestone.

he must reilly like it here

Cavan Reilly entered the portal after last season, but decided to finish out his career as a Blue Hen.

the stars have aligned

Since 247Sports began composite recruiting rankings in 2003, only five top 150 high school players have played for Delaware. **Justyn Fernandez** (four-star) and **Nnanna Njoku** (four-star) of this year's roster are the fourth and fifth. Adding **Christian Bliss** (three-star) marks the first time in program history, a roster will include three players that finished their high school careers as a top 175 recruit.

first win of the season

UD secured its first win of the season over Saint Peter's on November 18 (81-70). The Hens scored 49 first-half points which is the most in any half this season. The team's 81 total points is also the most scored this season.

INDIVIDUAL GAME HIGHS

POINTS

Christian Bliss	27 vs. Jax State
Justyn Fernandez	27 at GW
Tyler Houser	25 vs. NMSU
Christian Bliss	23 at NMSU
Justyn Fernandez	23 at Del State
Macon Emory	21 vs. UTEP

REBOUNDS

Macon Emory	14 vs. Wilmington
	11 vs. Iona
	11 vs. Saint Peter's
	11 vs. Missouri State
Tyler Houser	10 vs. UNCG

ASSISTS

Christian Bliss	11 vs. UNCG
	9 vs. LA Tech
	8 vs. GW
	8 vs. Wilmington

STEALS

Jameel Brown	3 at BYU
Justyn Fernandez	3 vs. Saint Peter's
Christian Bliss	3, five times
Macon Emory	3, three times
Tyler Houser	3 vs. Missouri State

BLOCKS

Houston Emory	3 at Bucknell
Macon Emory	3 vs. Kennesaw State

FG MADE

Justyn Fernandez	11 at GW
Christian Bliss	9 vs. Jax State
Tyler Houser	9 vs. UNCG
	8 vs. Jax State
	8 vs. NMSU
Christian Bliss	8 at NMSU
Macon Emory	8 vs. Iona
Justyn Fernandez	8 at Del State

FG % (MIN 5 MADE)

Macon Emory	.800 (8-10) vs. Iona
Christian Bliss	.800 (8-10) at NMSU
Tyler Houser	.778 (7-9) vs. Kennesaw State

3PT FG MADE

Tyler Houser	6 vs. UNCG
Justyn Fernandez	5 at Del State
	5 at GW
Christian Bliss	5 vs. CSUN
	5 vs. Jax State

3PT FG % (MIN 4 MADE)

Tyler Houser	1.00 (6-6) vs. UNCG
Macon Emory	1.00 (4-4) vs. UTEP

FT MADE

Christian Bliss	9 at Del State
Macon Emory	9 vs. Rider

FT % (MIN 5 MADE)

Christian Bliss	1.00 (11-11) at UTEP
	1.00 (9-9) at Del State
Tyler Houser	1.00 (5-5) vs. NMSU
Justyn Fernandez	1.00 (7-7) at NMSU
Macon Emory	.900 (9-10) vs. Rider

GAME NOTES

the end of the caa era

The Fightin' Blue Hens ended their time in the CAA on a high note, becoming the first team in CAA history to win four-straight games in the conference tournament. UD was also the lowest seed to advance to the quarterfinals, semifinals, and finals in tournament history. Delaware became the second double-digit seed to reach the semis, joining the 2002 Hofstra Pride. Head coach **Martin Inglesby** left the conference tied for the fifth-most wins in CAA Tournament history with Lefty Driesell and Blaine Taylor at 13. Delaware also became one of two teams in the CAA with five rookies of the year. Four of which came out of the Inglesby era, making him the only coach in the CAA with as many ROTY.

from the bob to the big stage

In his time in Newark, Inglesby and his staff have recruited and coached nine Blue Hens to the pros, including Delaware's first-ever NBA player, **Nate Darling**. The remaining eight are **Jameer Nelson Jr.**, **Andrew Carr**, **Ryan Allen**, **Kevin Anderson**, **Nate Darling**, **Jyare Davis**, **Dylan Painter**, and **Gianmarco Arletti**.

in the zones

Conference USA has members in three different time zones: Eastern Time (7 p.m.), Central Time (6 p.m.), and Mountain Time (5 p.m.). Delaware, FIU, Kennesaw State, and Liberty are in Eastern Time. Jacksonville State, LA Tech, Middle Tennessee, Missouri State, Sam Houston, and WKU are in Central Time. New Mexico State and UTEP are in Mountain Time.

for the 302

Delaware is one of 11 states that are represented by one area code. Delaware is the 302, while the other states are: Alaska, Hawaii, Maine, Montana, New Hampshire, North Dakota, Rhode Island, South Dakota, Vermont, and Wyoming.

bcc legend

Brandon Baffone joined the Hens as a walk-on out of Salesianum in the 2023-24 season. Baffone's dad, Brandon, hit the game-winning three pointer in the first-ever high school game played in the Bob Carpenter Center to lift Salesianum over Sanford in the state semifinal in March 1993.

weekly honors

Justyn Fernandez (Player of the Week) and **Christian Bliss** (Freshman of the Week) swept the conference's weekly honors for UD's first (Dec. 15).

video didn't kill the radio star

For the 22nd-straight season, Delaware men's basketball games will be carried on FM radio (94.7 WDSD).

tv time

The Hens will play on CBS Sports Network three times this season: at BYU on November 3, at Jacksonville State on February 26, and vs. Sam Houston on March 5.

comin' home

Nnanna Njoku returns to his home state of Delaware after spending four years at Villanova.

Njoku is the first-ever UD men's player to have been selected in a season's final release of the ESPN100 Recruiting Rankings. He was the 93rd ranked player in the 2021 ESPN100 list of high school recruits.

The four-year starter was named the 2021 Delaware Gatorade Player of the Year after tallying 20.8 ppg, 8.9 rpg, and 1.9 bpg. His high school career included two DIIA State Championships in 2019 and 2021, both of which were played in the BCC.

njoku vs. everyone

Jameel Brown and **Nnanna Njoku** played against each other on December 12, 2024 when Villanova beat Temple 94-65.

While at Providence **Justyn Fernandez** played against Villanova during Njoku's time there (75-73, Nova). Njoku also played against Delaware in the NCAA Tournament on 3/18/22 (80-60, Nova).

CUSA MBB STANDINGS (AS OF 2/3)

TEAM	CUSA	OVR	STREAK
Liberty	10-0	18-3	W12
Sam Houston	7-4	15-7	W6
Missouri State	7-4	13-9	W1
Jax State	6-4	11-10	L1
Kennesaw State	6-5	14-8	W2
LA Tech	5-5	12-9	L1
Middle Tennessee	5-5	11-10	L3
WKU	5-6	11-11	W1
UTEP	4-7	8-14	W1
FIU	3-7	10-11	L1
NM State	3-8	10-11	L4
Delaware	2-8	6-15	L1

2025-26 AWARD LIST

CUSA Preseason All-Conference

Cavan Reilly

CUSA Player of the Week

Justyn Fernandez (Dec. 15)

CUSA Freshman of the Week

Christian Bliss (Dec. 15)



HEAD COACH MARTIN INGELSBY

Hometown: Berwyn, Pa.
High School: Archbishop Carroll
Alma Mater: Notre Dame '01
Degree: Marketing
Year in Coaching: 24th in 2025
 (10th as head coach at UD)

NOTABLE HIGHLIGHTS

2022 CAA Conference Championship

First team in CAA history to win four straight games in the tournament (24-25)

Four Rookies of the Year in eight eligible seasons

AS DELAWARE HEAD COACH

Year	10th in 2025-26
Overall Record	153-152
Home	79-55
Away	47-79
Neutral	27-18
Conference Tournament	13-8
CUSA Games	2-8

INGELSBY YEAR-BY-YEAR

YEAR	W-L	PCT.	CONF
2016-17	13-20	.394	5-13
2017-18	14-19	.424	6-12
2018-19	17-16	.515	8-10
2019-20	22-11	.667	11-7
2020-21	7-8	.467	5-4
2021-22	22-13	.629	10-8
2022-23	17-16	.515	8-10
2023-24	19-14	.576	10-8
2024-25	16-20	.444	5-13
2025-26	6-15	.286	2-8
TOTAL	153-152	.502	70-923

First career win:
64-56 vs. Goldey-Beacom (11/11/2016)
100th career win:
79-69 vs. Delaware State (12/7/22)
150th career win:
70-58 vs. GW (12/10/25)

HEAD COACH MARTIN INGELSBY

Martin Ingelsby enters his 10th season as the University of Delaware's men's basketball head coach in 2025-26.

During the summer of 2022, Ingelsby signed an extension that will keep him in Newark through the 2028-29 season. This was his second extension since signing his original contract in 2016.

Ingelsby and co. returned Delaware basketball to a place it has only been six times in program history with the CAA Championship title and NCAA Tournament First Round appearance in 2022. It marked the Blue Hens' first conference crown since the 2014 season.

In his time in Newark, Ingelsby and his staff have recruited and coached six Blue Hens to the pros, including Delaware's first-ever NBA player, Nate Darling.

Also under his leadership, the Blue Hens have garnered four CAA Rookie of the Year awards, 23 All-CAA honors, and six All-District nods.

In the 2024-25 season, Ingelsby led the Hens to the conference championship game, while becoming the first team in CAA history to win four games in the conference tournament. UD was also the lowest seed to advance to the quarterfinals, semifinals, and finals in tournament history. Delaware became only the second double-digit seed to reach the semis, joining the 2002 Hofstra Pride. Ingelsby left the conference tied for the fifth-most wins in CAA Tournament history with Lefty Driesell and Blaine Taylor at 13, as UD enters Conference USA for the 2025-26 campaign. This was Ingelsby fourth rookie of the year in eight eligible seasons.

During the 2021-22 campaign, Delaware posted a 22-13 record, the ninth 20+ win season ever. The 22 wins tied Ingelsby's season-best from the 2019-20 year. For the third time under Ingelsby, a Blue Hen was dubbed the league's Rookie of the Year as Jyare Davis garnered the award with 9.7 points and 4.2 rebounds per game. Davis was also the CAA

Tournament's Most Outstanding Player and was joined by teammates Kevin Anderson and Andrew Carr on the all-tournament team. Jameer Nelson Jr. rounded out the Hens' postseason CAA award winners as an All-CAA Second Team selection. Despite missing out on any CAA awards, Dylan Painter was tabbed to the NABC Second Team All-District.

Ingelsby led a steady improvement for the Blue Hens, as UD was one of just three Division I schools to increase its win total in four consecutive years from 2016-20.

In 2019-20 Ingelsby led UD to even greater heights as the Blue Hens finished 22-11, posting a five-win improvement and recording the eighth 20-win season in program history. Delaware set a program record by winning its first nine games, earning a vote in the Associated Press Top 25 poll for the first time in two decades. The Blue Hens tied for fourth place in the CAA and defeated Charleston in the quarterfinals to advance to the semifinals for the second consecutive year.

In 2018-19 the Blue Hens finished 17-16 and were fifth in the CAA standings, posting their highest win total and highest CAA finish in five years. Delaware erased a 14-point halftime deficit in the 85-79 win over William & Mary in the CAA quarterfinals, the largest halftime comeback in CAA Tournament history.

After spending the previous 13 seasons on the Notre Dame coaching staff from 2003-16, Ingelsby led the Blue Hens to 13 victories during his first year in Newark, including a win over Hofstra in the CAA Tournament. During his second year, Delaware won 14 games and earned a CAA Tournament victory for the second consecutive year by defeating Elon in the first round.

Ingelsby, the 24th head coach in UD men's basketball history, is a native of Berwyn, Pa., and was a standout point guard for Notre Dame from 1997-2001. He began his coaching career as an

INGELSBY'S COACHING ASSIGNMENTS

YEAR	SCHOOL	POSITION
2016-Pres.	Delaware	Head Coach
2009-2016	Notre Dame	Assistant Coach
2003-2009	Notre Dame	Coordinator of Basketball Operations
2002-2003	Wagner	Assistant Coach

assistant at Wagner College during the 2002-03 campaign before returning to his alma mater as Notre Dame's coordinator of basketball operations. He spent six seasons in that position before being promoted to assistant coach in July 2009, a position he held for seven years. During his tenure in South Bend, Ingelsby helped lead the Irish to eight NCAA Tournament appearances.

While in South Bend Ingelsby primarily worked with the Notre Dame guards and played an integral role in elevating the program's national recruiting efforts. The Fighting Irish reaped the benefits of that recruiting success over his final two seasons as Notre Dame advanced to the NCAA Tournament's Elite Eight in both 2015 and 2016.

The Fighting Irish enjoyed a magical 2014-15 campaign as Notre Dame won the Atlantic Coast Conference Tournament title, made its first Elite Eight appearance since 1979, and posted the second 30-win season in school history by finishing with a 32-6 mark.

Despite losing Jerian Grant and Pat Connaughton to the NBA, Notre Dame followed with another outstanding campaign in 2015-16, advancing to the ACC Tournament Semifinals before making its second straight Elite Eight appearance.

Ingelsby helped mentor Grant, a first team consensus All-American and unanimous first team All-ACC pick in 2015 before getting selected by the New York Knicks with the 19th pick in the 2015 NBA Draft. He also worked extensively with Connaughton, who played in a school-record 139 games and was the 41st pick in the 2015 NBA Draft by the Brooklyn Nets. That season marked the first time since 1992 that two Notre Dame players were selected in the same year of the NBA Draft.

Under Ingelsby's tutelage, Irish point guard Demetrius Jackson enjoyed an outstanding season in 2015-16, earning second team All-ACC and NCAA East Regional All-Tournament Team accolades.

Ingelsby helped lead Notre Dame to a school-record seven consecutive 20-win seasons from 2006-13, while the Irish posted 97 victories from 2009-13, the most wins in a four-year period in school history. During Ingelsby's 13 seasons at his alma mater, Irish teams went 290-146 (.665) and the program posted a 168-76 record with six NCAA Tournament appearances in seven

years once he assumed assistant coaching duties.

Ingelsby was Notre Dame's starting point guard during three of his four seasons in South Bend. As a senior in 2000-01, he averaged 8.2 points and a team-high 6.4 assists as a starter in all 30 games. A team captain during his senior year, he guided the Irish to a 20-10 overall record and the Big East's West Division championship, the school's first-ever conference title. Additionally, Notre Dame advanced to the second round of the NCAA Tournament after earning a berth in the field for the first time in more than a decade in Mike Brey's first season.

Ingelsby also started for the Irish as a freshman and sophomore and led the team in assists during three of his four seasons. He handed out a team-high 150 assists as a freshman and earned a spot on the 1998 Big East All-Rookie Team.

A two-time member of the Big East Academic All-Star Team, Ingelsby was the recipient of the Notre Dame Club of St. Joseph Valley Rockne Student-Athlete Award during his senior season. He graduated from the Mendoza College of Business with a bachelor's degree in marketing in May 2001.

Ingelsby enjoyed an outstanding career at Archbishop Carroll High School in suburban Philadelphia where he finished as the school's all-time leading scorer with 1,425 points and led his teams to an 80-12 record during his three years on the varsity squad.

Following his senior year in 1997, he won the prestigious Markward Award, given annually to the top high school player in the Philadelphia area, and was the Gatorade Player of the Year for Philadelphia while also earning All-Catholic League honors three times. Ingelsby was also named South Catholic League MVP as a senior and was a McDonald's All-America honorable mention selection.

Ingelsby's father, Tom, was a standout guard at Villanova from 1970-73 and served as his son's head coach at Archbishop Carroll. Tom led Villanova to the 1971 NCAA championship game and played for the Atlanta Hawks during the 1973-74 season and for the Spirits of St. Louis in the ABA the following year.

Ingelsby and his wife, Colleen, are the parents of twins Will and Kate, and sons Jack and Ben.



ASSISTANT COACHES



BILL PHILLIPS
ASSOCIATE HEAD COACH

- 10th year coaching at Delaware
- Prior to UD, Phillips spent the previous five years at James Madison
- Spent the 2010-11 season as an assistant coach with Division II Philadelphia University
- Began collegiate career at William & Mary before transferring to Saint Joseph's
- Played eight seasons of pro basketball at the international level, including stops with 10 different teams in France, Greece, Spain, Italy, and Germany



ANTONI WYCHE
ASSISTANT COACH

- First year coaching at Delaware
- Most recently served as an assistant coach at Northern Illinois for one season.
- Had two stints at Siena which were split up by two seasons as an assistant at his alma mater, Notre Dame, under former Blue Hens coach Mike Brey
- Began his collegiate coaching career at Lehigh, where he spent 10 seasons (2009-19)
- Played alongside Martin Ingelsby for two years at Notre Dame (1997-1999)



DANNY O'CONNOR
ASSISTANT COACH

- 10th year coaching at Delaware
- Spent five years as the coordinator of player development/videography
- Was promoted to director of basketball operations in 2021, before being promoted again to assistant coach in 2024
- Graduated from Indiana University in 2016



CHRISTIAN NUNEZ
ASSISTANT COACH / DIRECTOR OF PLAYER DEVELOPMENT

- Second year coaching at Delaware
- Joined the Blue Hens after spending three and a half years at Saint Louis University
- Previously was an assistant varsity basketball coach at Iona Preparatory High School
- Attended Farmingdale State University and was named the Athlete of the Year in 2013
- Led the Farmingdale State to a conference title and an appearance in the NCAA Division III Tournament



STEPHEN GALGANO
DIRECTOR OF MEN'S BASKETBALL OPERATIONS

- Third year at Delaware
- Joined the Blue Hens staff in 2023 as assistant DOBO, before being promoted in 2024
- Spent two years at Marshall University as a graduate assistant
- Served as the special assistant to the head coach for men's basketball at Bryant after graduation
- Was a four-year manager for the Delaware men's basketball team; graduated from UD in 2020

SUPPORT STAFF

Mattie White // Sport Administrator

Jason Gandhi // General Manager

Ali Cucinotta // Communications Contact

Ed LeFurge III // Secondary Communications Contact

Richard Levy // Strength and Conditioning Coach

Paul Lowry // Athletic Trainer

Devon Cummings // Academic Advisor

Hanalyn Podgurski, MS, RDN // Nutritionist

Christine Jehu, PhD // Sports Psychologist

Bryce Parry // Equipment Manager



CHRISTIAN BLISS

#00

junior | guard | 6-4 | 190 | queens, n.y. | george school | virginia

GAME-BY-GAME

OPPONENT	GS	MIN	FG	3PT	FT	OR-DR	REB	PF	AST	TO	BLK	STL	PTS
at Bucknell	*	36	6-15	2-4	2-2	0-3	3	2	6	3	0	2	16
Wilmington	*	38	4-12	2-6	3-3	2-5	7	5	8	3	0	1	13
at BYU	*	40	7-17	4-7	0-0	0-6	6	2	5	3	0	2	18
Saint Peter's	*	39	5-12	2-5	3-6	0-7	7	2	5	2	0	1	15
vs. Southern Illinois	*	34	2-10	1-8	2-2	1-2	3	0	7	5	0	2	7
vs. UNCG	*	40	6-13	4-8	1-2	1-5	6	3	11	3	0	3	17
Iona	*	38	5-15	3-8	0-0	0-3	3	1	5	2	0	3	13
at Delaware State	*	45	3-10	1-4	9-9	3-5	8	2	4	5	0	1	16
at George Washington	*	40	4-7	2-4	2-2	0-9	9	3	8	4	1	2	12
Cal. State - Northridge	*	38	5-12	5-11	6-7	1-4	5	2	5	3	1	1	21
Rider	*	40	4-11	0-3	2-2	0-9	9	3	7	5	1	2	10
Missouri State	*	34	3-11	0-3	1-3	0-3	3	1	3	2	0	3	7
Jacksonville State	*	40	9-18	5-11	4-4	0-4	4	3	6	2	0	2	27
Kennesaw State	*	40	6-13	1-4	6-7	3-5	8	3	7	2	0	2	19
at Sam Houston	*	40	5-16	4-11	4-4	0-3	3	2	7	2	0	2	18
at LA Tech	*	45	3-10	1-2	7-8	1-5	6	3	9	6	0	3	14
UTEP	*	40	3-9	1-4	3-6	0-7	7	4	6	5	0	1	10
New Mexico State	*	37	6-11	2-5	5-8	0-1	1	1	5	0	0	1	19
at Liberty	*	40	5-8	2-2	5-6	0-6	6	2	1	3	0	1	17
at New Mexico State	*	38	8-10	2-2	5-5	2-4	6	1	4	1	0	2	23
at UTEP	*	40	3-10	0-2	11-11	2-4	6	2	3	3	0	3	17
Liberty													
Middle Tennessee													
at FIU													
at Missouri State													
WKU													
at Middle Tennessee													
at Jacksonville State													
at Kennesaw State													
Sam Houston													
LA Tech													

CAREER STATS

				Field Goals		3-Point		F-Throws		Rebounds								Scoring		
SEASON	TEAM	GP-GS	MIN/AVG	FG-FGA	FG%	3FG-3FGA	3FG%	FT-FTA	FT%	OFF	DEF	TOT	AVG	PF-FO	A	TO	BLK	STL	PTS	AVG
2025-26	UD	21-21	822/39.2	102-250	.408	44-114	.386	81-97	.835	16	100	116	5.5	47-1	122	64	3	40	329	15.7
TOTAL		21-21	822/39.2	102-250	.408	44-114	.386	81-97	.835	16	100	116	5.5	47-1	122	64	3	40	329	15.7

major

Sociology

career/season highs

points

27 vs. Jax State 1/2/26

rebounds

9, twice

assists

11 vs. UNCG 11/25/25

steals

3, four times

blocks

1, three times

field goals

9 vs. Jax State 1/2/26

field goal attempts

18 vs. Jax State 1/2/26

3pt field goals

5, twice

3pt field goal attempts

11, three times

free throws

11 at UTEP 1/31/26

free throw attempts

11 at UTEP 1/31/26

minutes

45, twice

2025-26 SEASON

- Transferred to Delaware from Virginia
- Started every game this season and has played all 40 minutes 12 times
- Named CUSA Freshman of the Week (Dec. 15)
- Has recorded at least three assists in all but one game and 10+ points in all but two games
- Shot perfect from the free throw line in 10-of-19 games he has attempted free throws in, including a career-high 11-of-11 at UTEP
- Made 20-consecutive free throws across three games
- Recorded 16 points and 6 assists in collegiate debut at Bucknell
- Recorded first career double-double with 17 points and a career-high 11 assists against UNCG
- Neared a triple-double against GW with 12 points, a career-high nine rebounds, and eight assists
- Posted a career-high 27 points vs. Jax State, including a career-high nine field goals made
- Neared a triple-double against Kennesaw State with 19 points, eight rebounds, and seven assists
- Neared double-double with 14 points and nine assists against LA Tech. Also grabbed six rebounds
- Tallied third 20-plus-point game with 23 points at New Mexico State on 8-of-10 shooting. Also grabbed six rebounds and handed out four assists

2024-25 SEASON AT VIRGINIA

- Did not see any game action

2023-24 SEASON AT VIRGINIA

- Did not see any game action

BIO

Graduated from George School in 2023... Was a four-year starter on the basketball team... Three-star prospect by 247 Sports... Named the Non-Pennsylvania Interscholastic Athletic Association Player of the Year after averaging 20 points, five rebounds, and five assists per game while shooting 56-percent from the field and 44-percent from beyond the arc in 2022-23... Led George School to its first Friends School League Championship in 2023, scoring a league-final record 39 points in the victory over Academy of the New Church en route to being named First Team All-State... Two-time First Team All-Friends School League honoree with 901 career points and 221 assists as George School posted a 38-12 record over two seasons. Bliss also played for PSA Cardinals, earning First Team All-Peach Jam honors in 2023.



MASON ELLISON

#1

freshman | guard | 6-4 | 170 | edgewood, md. | loyola blakefield

GAME-BY-GAME

OPPONENT	GS	MIN	FG	3PT	FT	OR-DR	REB	PF	AST	TO	BLK	STL	PTS
at Bucknell		27	2-5	1-3	1-2	0-1	1	4	1	1	0	2	6
Wilmington		27	3-6	0-2	4-4	0-0	0	4	1	2	0	1	10
at BYU		16	1-4	0-1	0-2	0-0	0	2	0	0	0	0	2
Saint Peter's		22	1-3	1-1	0-0	0-2	2	4	2	2	0	1	3
vs. Southern Illinois	*	26	3-7	0-3	1-1	0-4	4	4	1	3	0	1	7
vs. UNCG		5	0-2	0-1	0-0	0-1	1	0	0	0	0	0	0
Iona		25	2-5	0-1	1-3	0-1	1	3	1	1	0	0	5
at Delaware State													DNP - Injury
at George Washington													DNP - Injury
Cal. State - Northridge													DNP - Injury
Rider													DNP - Injury
Missouri State													DNP - Injury
Jacksonville State													DNP - Injury
Kennesaw State													DNP - Injury
at Sam Houston													DNP - Injury
at LA Tech													DNP - Injury
UTEP													DNP - Injury
New Mexico State													DNP - Injury
at Liberty													DNP - Injury
at New Mexico State													DNP - Injury
at UTEP													DNP - Injury
Liberty													
Middle Tennessee													
at FIU													
at Missouri State													
WKU													
at Middle Tennessee													
at Jacksonville State													
at Kennesaw State													
Sam Houston													
LA Tech													

CAREER STATS

				Field Goals		3-Point		F-Throws		Rebounds									Scoring	
SEASON	TEAM	GP-GS	MIN/AVG	FG-FGA	FG%	3FG-3FGA	3FG%	FT-FTA	FT%	OFF	DEF	TOT	AVG	PF-FO	A	TO	BLK	STL	PTS	AVG
2025-26	UD	7-1	149/21.2	12-32	.375	2-12	.167	7-12	.583	0	9	9	1.3	21-0	6	9	0	5	33	4.7
TOTAL		7-1	149/21.2	12-32	.375	2-12	.167	7-12	.583	0	9	9	1.3	21-0	6	9	0	5	33	4.7

major

Biological Sciences

career/season highs

points

10 vs. Wilmington 11/7/25

rebounds

4 vs. Southern Illinois 11/23/25

assists

2 vs. Saint Peter's 11/18/25

steals

2 at Bucknell 11/3/25

blocks

field goals

3, twice

field goal attempts

7 vs. Southern Illinois 11/23/25

3pt field goals

1, twice

3pt field goal attempts

3, twice

free throws

4 vs. Wilmington 11/7/25

free throw attempts

4 vs. Wilmington 11/7/25

minutes

27, twice

2025-26 SEASON

- Played in seven games this season, with one start
- Missed last 14 games due to injury
- Made collegiate debut at Bucknell
- Recorded first double-digit scoring game against Wilmington (10 points)
- Made first-career start against Southern Illinois

BIO

Graduated from Loyola Blakefield in 2025... A four-year starter and one-time captain in high school... Earned four varsity letters in basketball... Averaged 20.1 points, 5.0 rebounds, and 2.0 assists per game through his junior season... Was named First Team All-Metro, All-Baltimore Catholic League First Team and Honorable Mention, All-Maryland Interscholastic Athletic Association (2x), and First Team All-Maryland Interscholastic Athletic Association... Crossed the 1000-point threshold in his 31-point effort against Rosedale Christian on November 12, 2024 as a senior... Son of Maya and Stephen Ellison... Has a sister, Samiya... Born in Fort Carson, Colorado.



CAVAN REILLY

#3

senior | guard | 6-4 | 200 | lovettsville, va. | bishop o'connell

GAME-BY-GAME

OPPONENT	GS	MIN	FG	3PT	FT	OR-DR	REB	PF	AST	TO	BLK	STL	PTS
at Bucknell	*	22	1	0	1	0-1	1	0	1	2	0	1	3
Wilmington							DNP - Injury						
at BYU							DNP - Injury						
Saint Peter's							DNP - Injury						
vs. Southern Illinois							DNP - Injury						
vs. UNCG							DNP - Injury						
Iona							DNP - Injury						
at Delaware State							DNP - Injury						
at George Washington							DNP - Injury						
Cal. State - Northridge							DNP - Injury						
Rider							DNP - Injury						
Missouri State							DNP - Injury						
Jacksonville State							DNP - Injury						
Kennesaw State							DNP - Injury						
at Sam Houston							DNP - Injury						
at LA Tech							DNP - Injury						
UTEP							DNP - Injury						
New Mexico State							DNP - Injury						
at Liberty							DNP - Injury						
at New Mexico State							DNP - Injury						
at UTEP							DNP - Injury						
Liberty													
Middle Tennessee													
at FIU													
at Missouri State													
WKU													
at Middle Tennessee													
at Jacksonville State													
at Kennesaw State													
Sam Houston													
LA Tech													

CAREER STATS

				Field Goals		3-Point		F-Throws		Rebounds										Scoring	
SEASON	TEAM	GP-GS	MIN/AVG	FG-FGA	FG%	3FG-3FGA	3FG%	FT-FTA	FT%	OFF	DEF	TOT	AVG	PF-FO	A	TO	BLK	STL	PTS	AVG	
2022-23	UD	29-0	500/17.2	52-120	.433	34-75	.453	20-24	.833	8	28	36	1.2	37-1	15	19	3	8	158	5.4	
2023-24	UD	32-30	942/29.4	99-251	.394	70-185	.378	27-34	.794	12	58	70	2.2	57-0	30	35	5	40	295	9.2	
2024-25	UD	33-32	1082/32.8	145-304	.477	62-174	.356	57-67	.851	16	74	90	2.7	75-0	53	41	6	43	409	12.4	
2025-26	UD	1-1	23/22.8	1-8	.125	0-5	.000	1-2	.500	0	1	1	1.0	0-0	1	2	0	1	3	3.0	
TOTAL		95-63	2547/26.8	297-683	.435	166-439	.378	105-127	.827	36	161	197	2.1	169-1	99	97	14	92	865	9.1	

AWARDS AND HONORS

- Holds the program record for 3FG% by a rookie (45.3)
- CUSA 2025-26 Preseason All-Conference Team

2025-26 SEASON

- Played in one game this season
- Missed last 20 games due to injury

2024-25 SEASON

- Was one of three captains
- Played in 33 games, making 32 starts
- Averaged 12.4 points per game
- Led the team in steals with 43, averaging 1.3 per game
- Ranked first in the CAA during conference action with 1.9 steals per game
- Tied his career high of 24 points on 9-16 (.563) from the field and 5-9 (.556) from distance against Campbell (2/15)

2023-24 SEASON

- Played in 32 games, making 30 starts averaging 29.4 minutes per game on 39.4% from the field and 37.8% on threes
- Averaged 9.2 points, 2.2 assists, and 1.3 steals per game
- Reached double figure points 14 times
- Led the team in steals per game
- Finished the season tied for second on the team in FT%
- Scored 24 points, including six threes against UNCG at the

- Baha Mar Hoops Nassau Championship
- Ranked ninth in the CAA with 70 3PM

2022-23 SEASON

- Appeared in 29 games
- Averaged 5.4 points per game on a 43.3 percent shooting percentage
- Made 34 out of 75 three-point attempts
- Set the single season program record for three-point percentage by a freshman (45.3 percent)

BIO

Graduated from Bishop O'Connell in 2022... Attended Middleburg Academy from 2018-2020 and Bishop O'Connell from 2020-2022... Four-year letterman and three-year starter... Tallied 12.4 points per game as a senior while shooting 41 percent from deep and 87 percent at the line... 2022 McDonald's All-American Games nominee... Tarkanian Classic Platinum All-Circuit Team... Beach Ball Classic All-Tournament Team... All-WCAC Honorable Mention... Also played golf in high school... Played AAU for DC Premier 15u, 16u, 17u... Son of Terry and Denise Reilly... Has two sisters, Chloe and Lilly, and one brother, Logan... Born in Leesburg, Virginia

major

Sport Management

career highs

points

24, twice

rebounds

6, three times

assists

4, three times

steals

6 at Towson 2/13/25

blocks

1, 12 times

field goals

9 vs. Campbell 2/15/25

field goal attempts

16 vs. Campbell 2/15/25

3pt field goals

6 vs. UNCG 11/25/23

3pt field goal attempts

11 vs. UNCG 11/25/23

free throws

8 vs. Yale 11/24/24

free throw attempts

8 vs. Yale 11/24/24

minutes

39 at Hampton 1/11/25

season highs

points

3 at Bucknell 11/3/25

rebounds

1 at Bucknell 11/3/25

assists

1 at Bucknell 11/3/25

steals

1 at Bucknell 11/3/25

blocks

field goals

1 at Bucknell 11/3/25

field goal attempts

8 at Bucknell 11/3/25

3pt field goals

3pt field goal attempts

5 at Bucknell 11/3/25

free throws

1 at Bucknell 11/3/25

free throw attempts

2 at Bucknell 11/3/25

minutes

22 at Bucknell 11/3/25



JUSTYN FERNANDEZ

#4

senior | guard | 6-5 | 210 | richmond, va. | img academy | providence / george mason

GAME-BY-GAME

OPPONENT	GS	MIN	FG	3PT	FT	OR-DR	REB	PF	AST	TO	BLK	STL	PTS
at Bucknell													
Wilmington													
at BYU													
Saint Peter's	*	35	6-11	2-5	4-4	0-3	3	1	5	3	0	3	18
vs. Southern Illinois	*	33	5-11	1-6	1-2	0-6	6	2	3	4	0	0	12
vs. UNCG	*	33	5-11	1-3	1-2	0-7	7	3	2	3	1	2	12
Iona	*	31	3-9	1-3	0-0	0-4	4	3	6	1	0	0	7
at Delaware State	*	40	8-16	5-8	2-2	0-4	4	3	1	5	1	0	23
at George Washington	*	40	11-21	5-7	0-0	2-5	7	2	1	5	1	1	27
Cal. State - Northridge	*	33	7-13	2-5	1-1	0-2	2	2	3	2	1	1	17
Rider	*	38	5-10	2-4	0-2	0-3	3	1	4	2	1	0	12
Missouri State	*	36	1-5	1-3	0-0	0-4	4	1	2	7	0	1	3
Jacksonville State	*	37	6-11	3-7	0-0	0-6	6	5	1	3	2	2	15
Kennesaw State	*	38	5-16	0-0	0-0	1-3	44	0	2	0	1	1	10
at Sam Houston	*	37	5-13	3-8	2-2	0-5	5	4	1	3	2	0	15
at LA Tech	*	30	7-13	4-9	0-0	0-2	2	4	1	1	0	0	18
UTEP	*	35	6-14	3-6	0-0	1-4	5	1	2	1	0	0	15
New Mexico State	*	36	5-11	2-5	2-2	1-4	5	2	3	4	0	0	14
at Liberty	*	40	6-15	2-6	2-2	0-5	5	1	1	8	0	1	16
at New Mexico State	*	38	3-10	0-4	7-7	0-5	5	1	4	3	0	1	13
at UTEP	*	35	1-11	0-7	7-8	1-6	7	4	0	2	0	1	9
Liberty													
Middle Tennessee													
at FIU													
at Missouri State													
WKU													
at Middle Tennessee													
at Jacksonville State													
at Kennesaw State													
Sam Houston													
LA Tech													

CAREER STATS

				Field Goals		3-Point		F-Throws		Rebounds										Scoring	
SEASON	TEAM	GP-GS	MIN/AVG	FG-FGA	FG%	3FG-3FGA	3FG%	FT-FTA	FT%	OFF	DEF	TOT	AVG	PF-FO	A	TO	BLK	STL	PTS	AVG	
2022-23	GMU	33-13	464/14.1	50-135	.370	27-80	.338	9-16	.563	7	55	62	1.9	35-2	18	31	4	10	136	4.1	
2024-25	PROV	24-4	242/10.1	31-77	.403	20-52	.385	5-6	.833	15	18	33	1.4	17-0	9	11	4	6	87	3.6	
2025-26	UD	18-18	645/35.9	95-221	.430	37-96	.385	29-34	.853	6	78	84	4.7	40-1	42	57	10	14	256	14.2	
TOTAL FOR UD		18-18	645/35.9	95-221	.430	37-96	.385	29-34	.853	6	78	84	4.7	40-1	42	57	10	14	256	14.2	
TOTAL		75-35	1352/18.0	176-433	.406	84-228	.368	43-56	.768	28	151	179	2.4	92-3	69	99	18	30	479	6.4	

2025-26 SEASON

- Transferred to Delaware from Providence
- Missed first three games due to injury
- Played and started in 17 games this season
- Named CUSA Player of the Week (12/15/25)
- Has scored at least 10 points in all but three games this season
- Recorded career-high steals (3) in Delaware debut against Saint Peter's
- Recorded a career-high seven rebounds against UNCG
- Handed out a career-high six assists against Iona
- Had first 20-plus-point game (23) with a career-high eight made field goals while tying his most single-game 3-pointers with five at Delaware State
- Recorded second-consecutive 20-plus-point game at George Washington with a career-high 27 points, including 20 in the first half. He shot 5-of-7 from three to tie his career-high five 3-pointers made for the second-consecutive game. Fernandez also tied his career-high seven rebounds
- Tallied at New Mexico State with 13 points, including 7-of-7 from the free throw line

2024-25 SEASON AT PROVIDENCE

- Appeared in 24 games with four starts
- Averaged 10 minutes and 3.6 points per game

2023-24 SEASON AT PROVIDENCE

- Did not play due to leg injury

2022-23 SEASON AT GEORGE MASON

- Saw action in 33 games with 13 starts
- Averaged 4.1 points in 13.9 minutes per game

BIO

Graduated from IMG Academy in 2022... Attended Monacan High School for three years and then attended Virginia Episcopal before enrolling at the IMG Academy in the Fall of 2021... Averaged 16.6 ppg as a sophomore and 17.0 ppg in 2020-21... Was a consensus 4-star recruit... Ranked No. 70 in Class of 2022 by ESPN.com and No. 80 in 247 Sports composite... Chose George Mason over Florida, Tennessee, NC State, Virginia Tech, Clemson, Wake Forest, Boston College, Providence and Rhode Island... Son of Kinda and Mark Fernandez... Has five siblings... Born in Richmond, Va.

major

Sociology

career highs

points

27 at GW 12/10/25

rebounds

7, twice

assists

6 vs. Iona 12/1/25

steals

3 vs. Saint Peter's 11/18/25

blocks

2, twice

field goals

11 at GW 12/10/25

field goal attempts

21 at GW 12/10/25

3pt field goals

5, four times

3pt field goal attempts

10 at Villanova 1/17/25

free throws

7, twice

free throw attempts

8 at UTEP 1/31/26

minutes

40, three times

season highs

points

27 at GW 12/10/25

rebounds

7, twice

assists

6 vs. Iona 12/1/25

steals

3 vs. Saint Peter's 11/18/25

blocks

2, twice

field goals

11 at GW 12/10/25

field goal attempts

21 at GW 12/10/25

3pt field goals

5, twice

3pt field goal attempts

9 at LA Tech 1/10/26

free throws

7, twice

free throw attempts

8 at UTEP 1/31/26

minutes

40, three times

MACON EMORY

#5

sophomore | forward | 6-8 | 200 | devon, pa | perkiomen school



major

University Studies

career highs

points

21 vs. UTEP 1/15/26

rebounds

14 vs. Wilmington 11/7/25

assists

6 at Delaware State 12/6/25

steals

3, twice

blocks

3, three times

field goals

8 vs. Iona 12/1/25

field goal attempts

12, three times

3pt field goals

4 vs. UTEP 1/15/26

3pt field goal attempts

8 at LA Tech 1/10/26

free throws

9 vs. Rider 12/16/25

free throw attempts

10 vs. Rider 12/16/25

minutes

43 at Delaware State 12/6/25

season highs

points

21 vs. UTEP 1/15/26

rebounds

14 vs. Wilmington 11/7/25

assists

6 at Delaware State 12/6/25

steals

3, twice

blocks

3 vs. Kennesaw State 1/4/26

field goals

8 vs. Iona 12/1/25

field goal attempts

12, three times

3pt field goals

4 vs. UTEP 1/15/26

3pt field goal attempts

8 at LA Tech 1/10/26

free throws

9 vs. Rider 12/16/25

free throw attempts

10 vs. Rider 12/16/25

minutes

43 at Delaware State 12/6/25

GAME-BY-GAME

OPPONENT	GS	MIN	FG	3PT	FT	OR-DR	REB	PF	AST	TO	BLK	STL	PTS
at Bucknell	*	33	5-12	0-5	3-4	6-4	10	3	1	1	1	2	13
Wilmington	*	37	5-11	1-3	0-0	3-11	14	1	1	3	1	1	11
at BYU	*	36	7-11	2-4	2-2	3-4	7	4	1	1	1	0	18
Saint Peter's	*	39	6-11	2-4	3-4	3-8	11	1	3	4	2	1	17
vs. Southern Illinois	*	35	4-8	1-4	0-0	2-1	3	4	1	3	0	2	9
vs. UNCG	*	38	7-11	2-4	2-4	0-5	5	1	1	1	0	0	18
Iona	*	30	8-10	2-3	0-0	1-6	7	3	1	4	0	2	18
at Delaware State	*	43	5-12	2-7	0-0	1-5	6	4	6	5	1	1	12
at George Washington	*	37	3-7	1-4	6-7	0-2	2	3	2	1	1	1	13
Cal. State - Northridge	*	31	2-10	0-5	2-2	0-6	6	1	1	4	1	3	6
Rider	*	37	4-11	0-4	9-10	2-7	9	1	1	0	1	1	17
Missouri State	*	36	4-8	2-4	2-3	1-10	11	4	1	1	0	0	12
Jacksonville State	*	34	0-2	0-1	0-0	3-3	6	4	1	1	0	0	0
Kennesaw State	*	36	3-6	0-3	1-2	1-8	9	2	2	1	3	3	7
at Sam Houston	*	33	2-6	1-4	0-2	3-2	5	3	1	1	0	1	5
at LA Tech	*	41	4-12	2-8	0-0	0-7	7	5	1	0	1	1	10
UTEP	*	37	7-10	4-4	3-4	1-6	7	3	1	0	0	0	21
New Mexico State	*	38	2-10	1-4	0-1	0-6	6	3	0	1	0	0	5
at Liberty	*	35	2-7	1-5	0-0	0-5	5	1	1	2	1	2	5
at New Mexico State	*	36	4-8	2-6	1-1	0-3	3	2	0	0	0	3	11
at UTEP	*	38	1-9	0-6	2-2	1-6	7	3	2	2	0	0	4
Liberty													
Middle Tennessee													
at FIU													
at Missouri State													
WKU													
at Middle Tennessee													
at Jacksonville State													
at Kennesaw State													
Sam Houston													
LA Tech													

CAREER STATS

				Field Goals		3-Point		F-Throws		Rebounds								Scoring		
SEASON	TEAM	GP-GS	MIN/AVG	FG-FGA	FG%	3FG-3FGA	3FG%	FT-FTA	FT%	OFF	DEF	TOT	AVG	PF-FO	A	TO	BLK	STL	PTS	AVG
2024-25	UD	34-6	527/15.5	43-105	.410	24-70	.343	16-21	.762	24	69	93	2.7	74-1	20	20	21	19	126	3.7
2025-26	UD	21-21	761/36.2	85-192	.443	26-92	.283	36-48	.750	31	115	146	7.0	56-1	29	36	14	24	232	11.0
TOTAL		55-27	1287/23.4	128-297	.431	50-162	.309	52-69	.754	55	184	239	4.3	130-2	49	56	35	43	358	6.5

2025-26 SEASON

- Started every game this season
- Has scored at least 10 points in 13 games
- Posted back-to-back double-doubles against Bucknell (13 points, 11 rebounds) and Wilmington (11 points, 14 rebounds), with Bucknell being his first-career double-double
- Recorded 18 points against No. 7 BYU
- Earned third-career double-double against Saint Peter's with 17 points and 11 rebounds
- Handed out career-high six assists at Delaware State
- Tied career-high three steals against CSUN
- Neared a double-double against Rider with 17 points and nine rebounds. Recorded a career-high nine free throws on 10 attempts
- Recorded fourth double-double of the season against Missouri State with 12 points and 11 rebounds
- Neared a double-double with 10 points and seven rebounds at LA Tech
- Scored a career-high 21 points on 7-of-10 shooting, including a career-mark 4-of-4 from three against UTEP

2024-25 SEASON

- Appeared in 34 games with six starts as a freshman
- Averaged 3.7 points and 2.7 rebounds per game
- Led the squad with 21 blocks
- Recorded 11 points and eight rebounds in his first career start against Monmouth
- Scored a season high 12 points at N.C. A&T

BIO

Graduated from Perkiomen School in 2024... Two-year starter in basketball... Four-time state champion... Was a captain his senior year... Also ran track... Started his high school career at Conestoga before he transferred to the Blue Ridge School in Virginia... During his junior campaign at Perkiomen, he averaged 9.0 points, and 6.0 rebounds per game while shooting 36 percent from long range... Earned Third Team All-State honors as a junior en route to the Panthers first-ever PAISAA championship. Son of Andrew and Rebecca Emory... Both parents played four years of basketball at William & Mary... Has two brothers, Jackson and Houston... Houston is a teammate on the men's basketball team... Played with Houston and Blue Hen teammate, Kobe Jerome at Blue Ridge.



BRANDON BAFFONE

#10

junior | guard | 6-1 | 175 | hockessin, del. | salesianum school

GAME-BY-GAME

OPPONENT	GS	MIN	FG	3PT	FT	OR-DR	REB	PF	AST	TO	BLK	STL	PTS
at Bucknell													
Wilmington		1	0-0	0-0	0-0	0-0	0	0	0	0	0	0	0
at BYU		1	0-0	0-0	0-0	0-0	0	0	0	0	0	0	0
Saint Peter's													
vs. Southern Illinois													
vs. UNCG													
Iona													
at Delaware State													
at George Washington													
Cal. State - Northridge		2	0-0	0-0	0-0	0-0	0	0	1	0	0	0	0
Rider													
Missouri State													
Jacksonville State													
Kennesaw State													
at Sam Houston													
at LA Tech													
UTEP													
New Mexico State		2	0-1	0-0	0-0	0-0	0	0	0	0	0	0	0
at Liberty													
at New Mexico State													
at UTEP													
Liberty													
Middle Tennessee													
at FIU													
at Missouri State													
WKU													
at Middle Tennessee													
at Jacksonville State													
at Kennesaw State													
Sam Houston													
LA Tech													

CAREER STATS

				Field Goals		3-Point		F-Throws		Rebounds									Scoring	
SEASON	TEAM	GP-GS	MIN/AVG	FG-FGA	FG%	3FG-3FGA	3FG%	FT-FTA	FT%	OFF	DEF	TOT	AVG	PF-FO	A	TO	BLK	STL	PTS	AVG
2023-24	UD	5-0	16/3.2	0-2	.000	0-1	.000	0-1	.000	1	2	3	0.6	0-0	0	0	0	0	0	0.0
2024-25	UD	6-0	12/2.0	1-3	.333	1-2	.500	0-0	.000	0	1	1	0.2	0-0	0	0	0	0	3	0.5
2025-26	UD	4-0	5/1.2	0-1	.000	0-0	.000	0-0	.000	0	0	0	0.0	0-0	1	0	0	0	0	0.0
TOTAL		15-0	33/2.2	1-6	.167	1-3	.333	0-1	.000	1	3	4	0.3	0-0	1	0	0	0	3	0.2

major

Business Analytics

career highs

points

3 vs. Misericordia 12/17/24

rebounds

2 at William & Mary 2/1/24

assists

1 vs. CSUN 12/13/25

steals

blocks

field goals

1 vs. Misericordia 12/17/24

field goal attempts

2 vs. Misericordia 12/17/24

3pt field goals

1 vs. Misericordia 12/17/24

3pt field goal attempts

1, three times

free throws

free throw attempts

1 at William & Mary 2/1/24

minutes

7 vs. Hampton 3/9/24

season highs

points

rebounds

assists

1 vs. CSUN 12/13/25

steals

blocks

field goals

field goal attempts

1 vs. NMSU 1/17/26

3pt field goals

3pt field goal attempts

free throws

free throw attempts

minutes

2, twice

2025-26 SEASON

- Played in four games this season

2024-25 SEASON

- Appeared in six contest
- Recorded a three-pointer for his first career basket against Misericordia

2023-24 SEASON

- Appeared in five games
- Totalled three rebounds, including two against Misericordia

BIO

Played high school basketball at the Salesianum School and won the 2023 DIAA State Championship at the Bob Carpenter Center... Averaged 7.5 points, 3 assists, and 4 rebounds per game as a senior... Held the honor of team captain his senior season... Named to the 2023 Blue-Gold High School All-Star game... Also played baseball for Salesianum... Son of Brandon and Renee Baffone... Has three siblings: Sophia, Gabriel, and Sarah... Dad, Brandon, played baseball at Wilmington University... Mom, Renee played volleyball at Wilmington University.



JAYDEN TAYLOR

#11

freshman | forward | 6-8 | 185 | newark, del. | sanford school

GAME-BY-GAME

OPPONENT	GS	MIN	FG	3PT	FT	OR-DR	REB	PF	AST	TO	BLK	STL	PTS
at Bucknell		7	0-0	0-0	1-2	1-1	2	0	1	0	0	0	1
Wilmington		11	2-4	0-1	2-4	2-3	5	2	0	1	1	0	6
at BYU	*	37	2-5	1-2	2-2	1-2	3	1	0	0	1	0	7
Saint Peter's		5	0-0	0-0	0-0	0-0	0	2	0	0	0	0	0
vs. Southern Illinois		7	0-1	0-0	0-0	0-0	0	1	0	0	0	0	0
vs. UNCG		3	0-0	0-0	0-0	0-0	0	1	0	0	0	0	0
Iona		7	1-1	0-0	0-0	0-2	2	1	0	0	0	0	2
at Delaware State		3	0-0	0-0	0-0	0-0	0	0	0	0	0	0	0
at George Washington		7	1-1	0-0	0-0	1-1	2	0	0	0	0	0	2
Cal. State - Northridge		18	2-3	0-0	0-0	1-2	3	1	0	1	1	0	4
Rider		5	1-2	0-0	2-2	0-0	0	0	0	0	0	0	4
Missouri State		22	2-4	1-2	0-0	2-1	3	1	0	1	0	0	5
Jacksonville State	*	22	1-2	1-2	0-0	0-1	1	1	1	0	1	0	3
Kennesaw State	*	22	2-4	0-1	1-5	0-4	4	2	0	3	3	1	5
at Sam Houston	*	19	2-2	0-0	0-0	0-3	3	1	1	0	0	1	4
at LA Tech	*	36	4-5	0-0	3-6	3-4	7	4	0	1	0	0	11
UTEP	*	18	0-1	0-1	2-2	4-2	6	2	1	1	0	0	2
New Mexico State	*	29	1-1	0-0	1-2	2-3	5	1	1	0	0	0	3
at Liberty	*	25	2-3	0-0	0-2	1-4	5	4	0	0	1	0	4
at New Mexico State	*	20	0-0	0-0	0-0	0-3	3	0	0	1	0	1	0
at UTEP	*	17	2-3	1-1	0-0	1-3	4	0	0	3	0	0	5
Liberty													
Middle Tennessee													
at FIU													
at Missouri State													
WKU													
at Middle Tennessee													
at Jacksonville State													
at Kennesaw State													
Sam Houston													
LA Tech													

CAREER STATS

				Field Goals		3-Point		F-Throws		Rebounds									Scoring	
SEASON	TEAM	GP-GS	MIN/AVG	FG-FGA	FG%	3FG-3FGA	3FG%	FT-FTA	FT%	OFF	DEF	TOT	AVG	PF-FO	A	TO	BLK	STL	PTS	AVG
2025-26	UD	21-10	341/16.2	25-42	.595	4-10	.400	14-27	.519	19	39	58	2.8	25-0	5	12	8	3	68	3.2
TOTAL		21-10	341/16.2	25-42	.595	4-10	.400	14-27	.519	19	39	58	2.8	25-0	5	12	8	3	68	3.2

major

University Studies

career/season highs

points

11 at LA Tech 1/10/26

rebounds

7 at LA Tech 1/10/26

assists

1, three times

steals

1, three times

blocks

3 vs. Kennesaw State 1/4/26

field goals

4 at LA Tech 1/10/26

field goal attempts

5, twice

3pt field goals

1, three times

3pt field goal attempts

2, three times

free throws

3 at LA Tech 1/10/26

free throw attempts

6 at LA Tech 1/10/26

minutes

37 at BYU 11/11/25

2025-26 SEASON

- Played in every game this season, with nine starts
- Made collegiate debut at Bucknell
- Posted seven points in first collegiate start at No. 7 BYU
- Recorded a career-high three blocks vs. Kennesaw State
- Scored a career-high 11 points and grabbed a career-mark seven rebounds against LA Tech

BIO

Graduated from the Sanford School in 2025... Ranked a three-star recruit by 247 Sports... A three-year starter and two-time captain in high school... Led Sanford to a state championship title as a senior... First Team All-Conference, First Team All-State, Max Preps Player of the Year, Delaware Player of the Year his final season... Averaged a double-double in points and rebounds as a junior... Was named First Team All-Conference, Second Team All-State, and 10 Top North his junior year... Led Sanford to a DISC Conference Championship in 2022 and 2024... Helped lead his team to a victory over No. 1 ranked St. Elizabeth, scoring 17 points with 12 rebounds during his junior season... Played for WeRT Basketball for three years, finishing in the final four of the circuit all three years... Son of Amber Hickman-Taylor and John Taylor... Mother, Amber, played college basketball at Millersville University... Father, John, played college basketball at Valdosta State University... Grandfather, Richard Hickman, played basketball at UD from 1969-73, being named captain and MVP in 1972-73, freshman coach in 1973-74, and a member of the broadcast team in 1974-75... Uncle, Stan Waterman, played four years of basketball at UD... Had three family members attend UD... Had 10 other relatives play college sports... Born in Newark, Delaware.



ALEX MCFADDEN

#12

sophomore | guard | 6-1 | 175 | wayne, pa. | radnor

GAME-BY-GAME

OPPONENT	GS	MIN	FG	3PT	FT	OR-DR	REB	PF	AST	TO	BLK	STL	PTS
at Bucknell													
Wilmington													
at BYU		0	0	0	0	0	0	0	0	0	0	0	0
Saint Peter's													
vs. Southern Illinois													
vs. UNCG													
Iona													
at Delaware State													
at George Washington													
Cal. State - Northridge		2	0-0	0-0	2-4	0-0	0	0	0	0	0	1	2
Rider													
Missouri State													
Jacksonville State		0	0-0	0-0	0-0	0-0	0-0	1	0	0	0	0	0
Kennesaw State													
at Sam Houston													
at LA Tech													
UTEP													
New Mexico State		2	0-0	0-0	0-0	0-0	0	0	1	0	0	0	0
at Liberty													
at New Mexico State													
at UTEP													
Liberty													
Middle Tennessee													
at FIU													
at Missouri State													
WKU													
at Middle Tennessee													
at Jacksonville State													
at Kennesaw State													
Sam Houston													
LA Tech													

CAREER STATS

		Field Goals		3-Point		F-Throws		Rebounds				Scoring			
SEASON	TEAM	GP-GS	MIN/AVG	FG-FGA	FG%	3FG-3FGA	3FG%	FT-FTA	FT%	OFF	DEF	TOT	AVG	PF-FO	A TO BLK STL PTS AVG
2024-25	UD	5-0	7/1.4	1-2	.500	0-1	.000	1-1	1.000	0	0	0	0.0	1-0	0 1 0 0 3 0.6
2025-26	UD	4-0	4/1.0	0-0	.000	0-0	.000	2-4	.500	0	0	0	0.0	1-0	1 0 0 1 2 0.5
TOTAL		9-0	11/1.2	1-2	.500	0-1	.000	3-5	.600	0	0	0	0.0	2-0	1 1 0 1 5 0.6

major

Sport Management

career highs

points

3 at Hofstra 1/23/25

rebounds

assists

1 vs. NMSU 1/17/26

steals

1 vs. CSUN 12/13/25

blocks

field goals

1 at Hofstra 1/23/25

field goal attempts

1, twice

3pt field goals

3pt field goal attempts

1 vs. Monmouth 1/4/25

free throws

2 vs. CSUN 12/13/25

free throw attempts

4 vs. CSUN 12/13/25

minutes

2, three times

season highs

points

2 vs. CSUN 12/13/25

rebounds

assists

1 vs. NMSU 1/17/26

steals

1 vs. CSUN 12/13/25

blocks

field goals

field goal attempts

3pt field goals

3pt field goal attempts

free throws

2 vs. CSUN 12/13/25

free throw attempts

4 vs. CSUN 12/13/25

minutes

2, twice

2025-26 SEASON

- Played in four games this season

2024-25 SEASON

- Appeared in five games
- Converted on both parts of an and-one opportunity for his first three career points at Hofstra

BIO

Graduated from Radnor High School in 2024... Earned two varsity letters... Helped Radnor win the Central League championship and District 15A championship in the 2022-23 season... Distinguished Honor Roll student... Son of Renae Buono and Sean McFadden... Relative, Shannon Stefanski, played basketball at Dayton from 1998-2002... Born in Philadelphia, PA



LANCE PIPER

#14

sophomore | guard | 6-6 | 187 | holtsville, n.y. | phelps school | south carolina

GAME-BY-GAME

OPPONENT	GS	MIN	FG	3PT	FT	OR-DR	REB	PF	AST	TO	BLK	STL	PTS
at Bucknell													DNP - Injury
Wilmington													DNP - Injury
at BYU													DNP - Injury
Saint Peter's													DNP - Injury
vs. Southern Illinois													DNP - Injury
vs. UNCG													DNP - Injury
Iona													DNP - Injury
at Delaware State													DNP - Injury
at George Washington													DNP - Injury
Cal. State - Northridge													DNP - Injury
Rider													DNP - Injury
Missouri State													DNP - Injury
Jacksonville State													DNP - Injury
Kennesaw State													DNP - Injury
at Sam Houston													DNP - Injury
at LA Tech													DNP - Injury
UTEP													DNP - Injury
New Mexico State													DNP - Injury
at Liberty													DNP - Injury
at New Mexico State													DNP - Injury
at UTEP													DNP - Injury
Liberty													
Middle Tennessee													
at FIU													
at Missouri State													
WKU													
at Middle Tennessee													
at Jacksonville State													
at Kennesaw State													
Sam Houston													
LA Tech													

CAREER STATS

major

Leadership

career/season highs points

rebounds

assists

steals

blocks

field goals

field goal attempts

3pt field goals

3pt field goal attempts

free throws

free throw attempts

minutes

2025-26 SEASON

- Transferred to Delaware from South Carolina
- Missed first 21 games due to injury

2024-25 SEASON AT SOUTH CAROLINA

- Did not see any game action

BIO

Graduated from the Phelps School in 2024... Played for Sachem East before finishing prep career at Phelps... Four year starter in high school... Averaged 16.3 points, 4.1 rebounds, and 1.2 assists per game en route to being named an All-Conference player... Played AAU for New Heights Lightning... Son of Leon and Saran Piper... Has one brother... Father played professionally overseas for 11 years after college stints at Delaware State and Indiana University of Pennsylvania... Born in New York.

HOUSTON EMORY

#15

senior | forward | 6-9 | 205 | devon, pa. | blue ridge school

GAME-BY-GAME

OPPONENT	GS	MIN	FG	3PT	FT	OR-DR	REB	PF	AST	TO	BLK	STL	PTS
at Bucknell		12	0-0	0-0	0-0	0-2	2	2	0	1	3	0	0
Wilmington		5	0-1	0-0	1-2	0-1	1	3	0	0	0	0	1
at BYU		10	1-1	0-0	0-0	0-1	1	1	0	0	1	1	2
Saint Peter's		5	0-1	0-0	0-0	0-0	0	1	0	1	0	0	0
vs. Southern Illinois		10	1-1	0-0	0-0	0-1	1	1	1	2	0	0	2
vs. UNCG		3	0-0	0-0	0-0	0-0	0	1	0	0	0	0	0
Iona		12	1-1	0-0	0-1	0-0	0	1	0	0	0	0	2
at Delaware State													
at George Washington		9	0-1	0-0	0-0	0-0	0	1	0	0	1	0	0
Cal. State - Northridge		4	0-0	0-0	0-0	0-1	1	0	0	0	2	0	0
Rider		12	1-2	0-0	1-2	0-1	1	1	0	0	1	1	3
Missouri State													
Jacksonville State													
Kennesaw State													
at Sam Houston													
at LA Tech													
UTEP													
New Mexico State		4	0-0	0-0	0-0	1-0	1	0	0	0	0	0	0
at Liberty		12	0-0	0-0	0-2	0-0	0	2	1	0	0	0	0
at New Mexico State		2	0-0	0-0	0-0	0-0	0	2	0	1	0	1	0
at UTEP		3	1-2	0-0	0-0	2-0	2	1	0	1	0	0	2
Liberty													
Middle Tennessee													
at FIU													
at Missouri State													
WKU													
at Middle Tennessee													
at Jacksonville State													
at Kennesaw State													
Sam Houston													
LA Tech													

CAREER STATS

				Field Goals		3-Point		F-Throws		Rebounds										Scoring	
SEASON	TEAM	GP-GS	MIN/AVG	FG-FGA	FG%	3FG-3FGA	3FG%	FT-FTA	FT%	OFF	DEF	TOT	AVG	PF-FO	A	TO	BLK	STL	PTS	AVG	
2022-23	UD	13-0	68/5.2	2-5	.400	0-1	.000	0-0	.000	1	7	8	0.6	15-0	4	2	1	6	4	0.3	
2023-24	UD	11-0	36/3.3	0-5	.000	0-0	.000	0-0	.000	1	4	5	0.5	13-1	0	6	1	1	0	0.0	
2024-25	UD	19-1	125/6.6	8-17	.471	0-0	.000	8-15	.533	11	16	27	1.4	29-1	4	12	8	5	24	1.3	
2025-26	UD	14-0	104/7.4	5-10	.500	0-0	.000	2-7	.286	3	9	12	0.9	16-0	2	6	8	3	12	0.9	
TOTAL		57-1	332/5.8	15-37	.405	0-1	.000	10-22	.455	16	36	52	0.9	73-2	10	26	18	15	40	0.7	

2025-26 SEASON

- Played in 13 games this season
- Tied career-high three blocks at Bucknell
- Missed seven games this season

2024-25 SEASON

- Played in 19 games, starting one
- Made his first-career start at Northeastern
- Grabbed a career-high five rebounds against Robert Morris

2023-24 SEASON

- Appeared in 13 games
- Recorded five rebounds on the season

2022-23 SEASON

- Appeared in 13 games
- Scored a season-high four points against Hartford

BIO

Graduated from the Blue Ridge School in 2022... Four-year letterman in basketball... Two-time team captain and four-time state champion... Also played one year of lacrosse, track, and tennis... Holds Blue Ridge single-season blocks record with 89... Named First Team All-State and First Team All-VIC as a senior... Averaged 7.6 points, 5.8 rebounds, 2.8 blocks, and 1.9 assists per game as a senior... Tallied 7.3 points, 6.5 rebounds, 3.3 blocks, and 1.9 assists during junior campaign... Son of Andrew and Rebecca Emory... Both parents played four years of basketball at William & Mary... Has two brothers, Jackson and Macon... Macon is a teammate on the men's basketball team.

major

Communication

career highs

points

5 at UNCW 3/1/25

rebounds

5 vs. Robert Morris 11/7/24

assists

2 at Iona 11/12/24

steals

2, twice

blocks

3, twice

field goals

2, twice

field goal attempts

2, nine times

3pt field goals

3pt field goal attempts

1 at Hofstra 1/14/23

free throws

3 at UNCW 3/1/25

free throw attempts

4, twice

minutes

14 at UNCW 3/1/25

season highs

points

3 vs. Rider 12/16/25

rebounds

2, times

assists

1, twice

steals

1, three

blocks

3 at Bucknell 11/3/25

field goals

1, five times

field goal attempts

2, twice

3pt field goals

3pt field goal attempts

free throws

1, twice

free throw attempts

2, three times

minutes

12, three times



ALEX KAZANECKI

#20

freshman | guard | 6-6 | 190 | morrow, ohio | archbishop moeller

GAME-BY-GAME

OPPONENT	GS	MIN	FG	3PT	FT	OR-DR	REB	PF	AST	TO	BLK	STL	PTS
at Bucknell		5	0-0	0-0	0-0	0-0	0	0	1	0	0	1	0
Wilmington	*	25	3-9	0-6	2-2	0-6	6	1	1	1	2	0	8
at BYU		2	0-0	0-0	0-0	0-0	0	0	0	0	0	0	0
Saint Peter's		13	2-4	1-3	0-0	1-0	1	0	0	0	0	0	5
vs. Southern Illinois		26	6-9	4-6	1-2	0-2	2	1	0	0	0	0	17
vs. UNCG	*	40	1-4	0-3	0-0	0-2	2	3	1	1	0	1	2
Iona	*	23	2-4	1-3	0-0	0-0	0	1	0	3	0	0	5
at Delaware State		39	3-7	1-3	0-0	0-1	1	2	1	0	0	2	7
at George Washington		24	2-4	1-2	0-0	0-0	0	1	2	0	1	0	5
Cal. State - Northridge		30	2-7	1-4	0-0	1-1	2	0	0	1	1	0	5
Rider		29	3-3	2-2	0-0	0-1	1	1	0	0	0	0	8
Missouri State		22	1-3	1-3	2-2	0-3	3	1	1	0	1	0	5
Jacksonville State		25	0-3	0-3	0-0	0-0	0	1	1	0	0	0	0
Kennesaw State		23	1-2	1-2	0-0	0-2	2	0	0	0	0	0	3
at Sam Houston		31	1-3	0-1	1-2	2-3	5	2	0	1	1	0	3
at LA Tech		28	1-2	1-1	0-0	0-2	2	2	3	2	0	0	3
UTEP		30	1-4	1-3	0-0	0-4	4	0	0	1	0	0	3
New Mexico State		16	1-3	0-1	0-0	0-0	0	0	0	1	1	0	2
at Liberty		25	1-2	1-2	0-0	0-1	1	1	0	1	0	1	3
at New Mexico State		23	3-5	2-4	0-0	0-3	3	0	0	0	2	2	8
at UTEP		30	1-2	1-2	0-0	1-1	2	4	0	2	0	0	3
Liberty													
Middle Tennessee													
at FIU													
at Missouri State													
WKU													
at Middle Tennessee													
at Jacksonville State													
at Kennesaw State													
Sam Houston													
LA Tech													

CAREER STATS

				Field Goals		3-Point		F-Throws		Rebounds									Scoring	
SEASON	TEAM	GP-GS	MIN/AVG	FG-FGA	FG%	3FG-3FGA	3FG%	FT-FTA	FT%	OFF	DEF	TOT	AVG	PF-FO	A	TO	BLK	STL	PTS	AVG
2025-26	UD	21-3	506/24.1	35-80	.438	19-54	.352	6-8	.750	5	32	37	1.8	21-0	11	14	9	5	95	4.5
TOTAL		21-3	506/24.1	35-80	.438	19-54	.352	6-8	.750	5	32	37	1.8	21-0	11	14	9	5	95	4.5

major

University Studies

career highs

points

17 vs. Southern Illinois 11/23/25

rebounds

6 vs. Wilmington 11/7/25

assists

3 at LA Tech 1/10/26

steals

2 at Delaware State 12/6/25

blocks

2 vs. Wilmington 11/7/25

field goals

6 vs. Southern Illinois 11/23/25

field goal attempts

9, twice

3pt field goals

4 vs. Southern Illinois 11/23/25

3pt field goal attempts

6, twice

free throws

2, twice

free throw attempts

2, four times

minutes

40 vs. UNCG 11/25/25

2025-26 SEASON

- Played in every game this season, with three starts
- Made collegiate debut at Bucknell
- Recorded first-collegiate start and points (8) against Wilmington
- Recorded a career-high 17 points against Southern Illinois
- Snagged a career-high two steals at Delaware State

BIO

Graduated from Archbishop Moeller High School in 2024... Played three years of basketball... Started junior and senior campaigns... Led the GCL South in scoring with 16.6 ppg, while shooting 57-percent from the floor and 41-percent from beyond the arc as a senior... Also led the GCL South in blocks, finished second in rebounds, and third in steals en route to GCL South First Team, All-Southwest Ohio First Team, and All-Ohio State First Team, as well as being named All-Southwest Ohio Player of the Year... Paced the Greater Catholic League (GCL) South in scoring, averaging 12.9 ppg, leading his team to a 26-2 record as a junior... Named GCL South First Team and Player of the Year, All-Southwest Ohio First Team, and All-Ohio State Second Team during junior season... Son of Tony and Patricia Adams... Has two brothers and one sister... Born in Dayton, Ohio.



NNANNA NJOKU

#21

graduate | forward | 6-9 | 250 | bear, del. | sanford school | villanova

GAME-BY-GAME

OPPONENT	GS	MIN	FG	3PT	FT	OR-DR	REB	PF	AST	TO	BLK	STL	PTS
at Bucknell													
Wilmington													
at BYU													
Saint Peter's													
vs. Southern Illinois													
vs. UNCG													
Iona													
at Delaware State		9	1-2	0-0	0-0	0-2	2	3	0	1	1	1	2
at George Washington													
Cal. State - Northridge													
Rider													
Missouri State		17	0-5	0-1	2-4	0-1	1	3	0	1	0	0	2
Jacksonville State													
Kennesaw State													
at Sam Houston													
at LA Tech													
UTEP													
New Mexico State													
at Liberty													
at New Mexico State													
at UTEP													
Liberty													
Middle Tennessee													
at FIU													
at Missouri State													
WKU													
at Middle Tennessee													
at Jacksonville State													
at Kennesaw State													
Sam Houston													
LA Tech													

CAREER STATS

				Field Goals		3-Point		F-Throws		Rebounds									Scoring	
SEASON	TEAM	GP-GS	MIN/AVG	FG-FGA	FG%	3FG-3FGA	3FG%	FT-FTA	FT%	OFF	DEF	TOT	AVG	PF-FO	A	TO	BLK	STL	PTS	AVG
2021-22	VU	9-0	28/3.1	3-6	.500	0-0	.000	0-0	.000	6	8	14	1.6	5-0	0	2	1	1	6	0.7
2022-23	VU	4-0	8/2.0	0-0	.000	0-0	.000	0-0	.000	0	2	2	0.5	4-0	0	1	0	0	0	0.0
2023-24	VU	11-0	51/4.6	3-6	.500	0-0	.000	3-4	.750	9	12	21	1.9	20-0	1	3	5	1	9	0.8
2024-25	VU	10-0	95/9.5	2-4	.500	0-0	.000	2-4	.500	4	17	21	2.1	12-0	2	4	2	1	6	0.6
2025-26	UD	2-0	28/13.8	1-7	.143	0-1	.000	2-4	.500	0	3	3	1.5	6-0	0	2	1	1	4	2.0
TOTAL FOR UD		2-0	28/13.8	1-7	.143	0-1	.000	2-4	.500	0	3	3	1.5	6-0	0	2	1	1	4	2.0
TOTAL		36-0	209/5.8	9-23	.391	0-1	.000	7-12	.583	19	42	61	1.7	47-0	3	12	9	4	25	0.7

2025-26 SEASON

- Transferred to Delaware from Villanova
- Missed 19 games this season
- Made Delaware debut and recorded first points as a Blue Hen at Delaware State

2024-25 SEASON AT VILLANOVA

- Played in 10 games

2023-24 SEASON AT VILLANOVA

- Appeared in 11 games off the bench

2022-23 SEASON AT VILLANOVA

- Played in four contests

2021-22 SEASON AT VILLANOVA

- Appeared in nine games

BIO

Graduated from the Sanford School in 2021... Started all four years at Sanford... Three-time captain in high school... 2021 Delaware Gatorade Player of the Year after tallying 20.8 points, 8.9 rebounds, and 1.9 blocks per game... Led Sanford to a 16-2 record and the DIAA State Championship... Won two DIAA State Championships in 2019 and 2021... 247 Sports four-star prospect chose Villanova over notable offers from Marquette, Miami, NC State, Providence, and Temple, among others... Son of Chioma Njoku... Has two sisters, Chioma and Nkechi... Sister Chioma graduated from UD in 2023 as a member of the track & field team... Born in Philadelphia, Pa.

major

M.S. International Business

career highs

points

4, twice

rebounds

6, twice

assists

2 vs. NJIT 11/8/24

steals

1, four times

blocks

2, twice

field goals

2 vs. Butler 1/16/22

field goal attempts

5 vs. Missouri State 12/29/25

3pt field goals

3pt field goal attempts

1 vs. Missouri State 12/29/25

free throws

2, three times

free throw attempts

4, twice

minutes

17, twice

season highs

points

2, twice

rebounds

2 at Delaware State 12/6/25

assists

steals

1 at Delaware State 12/6/25

blocks

1 at Delaware State 12/6/25

field goals

1 at Delaware State 12/6/25

field goal attempts

5 vs. Missouri State 12/29/25

3pt field goals

3pt field goal attempts

1 vs. Missouri State 12/29/25

free throws

2 vs. Missouri State 12/29/25

free throw attempts

4 vs. Missouri State 12/29/25

minutes

17 vs. Missouri State 12/29/25



BOUNA KEBE

#35

senior | forward | 6-9 | 216 | dakar, senegal | promise prep. academy | memphis / gillette cc

GAME-BY-GAME

OPPONENT	GS	MIN	FG	3PT	FT	OR-DR	REB	PF	AST	TO	BLK	STL	PTS
at Bucknell						DNP - Injury							
Wilmington						DNP - Injury							
at BYU						DNP - Injury							
Saint Peter's	2	0-0	0-0	0-0	0-0	0-0	0	0	1	1	0	0	0
vs. Southern Illinois						DNP - Coach's Decision							
vs. UNCG	2	0-1	0-0	0-0	0-0	0-0	0	0	0	0	0	0	0
Iona	6	1-3	0-0	0-0	0-0	0-0	0	0	0	0	0	0	2
at Delaware State	*	6	0-0	0-0	0-0	0-1	1	0	0	0	1	0	0
at George Washington	*	13	2-3	0-1	0-0	0-6	6	1	1	1	1	0	4
Cal. State - Northridge	*	12	1-3	1-3	0-0	0-2	2	1	2	0	0	0	3
Rider	*	11	1-2	0-1	0-0	0-2	2	0	0	0	1	0	2
Missouri State	*	5	0-1	0-1	0-0	0-0	0	0	0	0	0	0	0
Jacksonville State	3	0-1	0-0	0-0	0-0	0-0	0	0	0	0	0	0	0
Kennesaw State	7	2-2	0-0	0-1	0-1	1	3	0	0	1	1	4	
at Sam Houston	2	0-1	0-1	0-0	0-0	0	0	0	0	0	0	0	0
at LA Tech	4	0-1	0-1	0-0	0-1	1	0	0	0	0	0	0	0
UTEP	3	0-1	0-0	0-0	0-1	1	0	0	0	1	0	0	0
New Mexico State						DNP - Coach's Decision							
at Liberty						DNP - Coach's Decision							
at New Mexico State	*	5	1-1	0-0	0-0	0-0	0	0	0	1	0	0	2
at UTEP						DNP - Coach's Decision							
Liberty													
Middle Tennessee													
at FIU													
at Missouri State													
WKU													
at Middle Tennessee													
at Jacksonville State													
at Kennesaw State													
Sam Houston													
LA Tech													

CAREER STATS

				Field Goals		3-Point		F-Throws		Rebounds									Scoring	
SEASON	TEAM	GP-GS	MIN/AVG	FG-FGA	FG%	3FG-3FGA	3FG%	FT-FTA	FT%	OFF	DEF	TOT	AVG	PF-FO	A	TO	BLK	STL	PTS	AVG
2025-26	UD	14-5	81/5.8	8-20	.400	1-8	.125	0-1	.000	0	14	14	1.0	5-0	4	2	5	1	17	1.2
TOTAL		14-5	81/5.8	8-20	.400	1-8	.125	0-1	.000	0	14	14	1.0	5-0	4	2	5	1	17	1.2

major

Sociology

career/season highs

points

4, twice

rebounds

6 at GW 12/10/25

assists

2 vs. CSUN 12/13/25

steals

1 vs. Kennesaw State 1/4/26

blocks

1, five times

field goals

2 at GW 12/10/25

field goal attempts

3, three times

3pt field goals

1 vs. CSUN 12/13/25

3pt field goal attempts

3 vs. CSUN 12/13/25

free throws

free throw attempts

1 vs. Kennesaw State 1/4/26

minutes

13 at GW 12/10/25

2025-26 SEASON

- Transferred to Delaware from Memphis
- Missed seven games this season
- Played in 14 games this season, with five starts
- Recorded first-career points against Iona
- Made first-career start and recorded first rebound and block as a Blue Hen at Delaware State
- Recorded career highs in minutes (13), rebounds (6), points (4), and field goals made (2) at George Washington

2024-25 SEASON AT MEMPHIS

- Did not see any game action

2023-24 SEASON AT GILLETTE CC

- Appeared in 28 games with 15 starts
- Averaged 11.2 points, 7.1 rebounds, and 1.7 blocks

2022-23 SEASON AT INDEPENDENCE CC

- Played in 31 games
- Averaged 6.9 points and 4.1 rebounds

BIO

Graduated from Promise Preparatory Academy in 2022... Was a four-year started on the basketball team... Born in Dakar, Senegal.



TYLER HOUSER

#44

senior | forward | 6-9 | 255 | camp hill, pa. | cedar cliff | vmi

GAME-BY-GAME

OPPONENT	GS	MIN	FG	3PT	FT	OR-DR	REB	PF	AST	TO	BLK	STL	PTS
at Bucknell	*	28	5-12	2-4	0-4	3-3	6	4	0	1	1	0	12
Wilmington	*	31	5-10	0-2	0-0	2-4	6	3	0	2	1	0	10
at BYU	*	28	4-8	2-3	0-0	3-0	3	2	1	1	0	0	10
Saint Peter's	*	33	6-8	1-1	4-6	2-4	6	0	1	1	1	0	17
vs. Southern Illinois	*	29	2-8	1-3	0-0	0-2	2	2	2	0	0	1	5
vs. UNCG	*	36	9-12	6-6	0-0	3-7	10	4	1	1	1	0	24
Iona	*	28	5-14	0-5	2-4	5-6	11	0	4	0	0	1	12
at Delaware State	*	40	5-9	0-2	2-2	1-6	7	4	2	2	0	1	12
at George Washington	*	30	2-5	0-2	3-4	1-4	5	4	2	4	1	0	7
Cal. State - Northridge	*	30	2-5	1-2	3-4	5-2	7	1	2	3	0	0	8
Rider	*	28	3-6	1-2	2-2	1-3	4	4	2	1	0	1	9
Missouri State	*	28	2-6	1-3	4-4	1-2	3	4	1	2	0	3	9
Jacksonville State	*	39	8-18	2-8	1-2	2-4	6	4	2	1	2	0	19
Kennesaw State	*	34	7-9	3-5	2-2	0-1	1	4	1	4	0	0	19
at Sam Houston	*	38	6-12	2-7	1-2	0-7	7	5	2	1	1	0	15
at LA Tech	*	41	5-9	1-3	1-1	2-4	6	2	1	1	1	0	12
UTEP	*	37	5-15	1-4	7-9	3-2	5	3	4	0	0	0	18
New Mexico State	*	36	8-15	4-7	5-5	1-3	4	3	2	0	0	0	25
at Liberty	*	23	3-6	0-1	0-1	0-3	3	0	2	1	0	1	6
at New Mexico State	*	38	6-13	2-6	2-2	0-3	3	1	0	2	1	0	16
at UTEP	*	37	4-12	0-5	7-8	5-4	9	2	2	1	0	1	15
Liberty													
Middle Tennessee													
at FIU													
at Missouri State													
WKU													
at Middle Tennessee													
at Jacksonville State													
at Kennesaw State													
Sam Houston													
LA Tech													

CAREER STATS

				Field Goals		3-Point		F-Throws		Rebounds										Scoring	
SEASON	TEAM	GP-GS	MIN/AVG	FG-FGA	FG%	3FG-3FGA	3FG%	FT-FTA	FT%	OFF	DEF	TOT	AVG	PF-FO	A	TO	BLK	STL	PTS	AVG	
2022-23	VMI	32-26	837/26.2	129-291	.443	43-121	.355	44-60	.733	49	112	161	5.0	64-1	14	48	14	12	345	10.8	
2023-24	UD	33-0	506/15.3	58-140	.414	29-85	.341	15-20	.750	19	55	74	2.2	58-2	16	25	7	9	160	4.8	
2025-26	UD	21-21	688/32.8	102-212	.481	30-81	.370	46-58	.793	40	74	114	5.4	56-1	34	29	10	9	280	13.3	
TOTAL FOR UD		54-21	1194/22.1	160-352	.455	59-166	.355	61-78	.782	59	129	188	3.5	114-3	50	54	17	18	440	8.1	
TOTAL		86-47	2031/23.6	289-643	.449	102-287	.355	105-138	.761	108	241	349	4.1	178-4	64	102	31	30	785	9.1	

2025-26 SEASON

- Played first game in 603 days at Bucknell
- Started every game this season
- Recorded four-straight double-digit point games in opening four games
- Earned a double-double with 24 points and 10 rebounds against UNCG, including going 6-of-6 from three
- Recorded second-consecutive double-double with 12 points and 11 rebounds against Iona, while also handing out a career-high four assists
- Snagged a career-high three steals against Missouri State
- Neared a double-double with 15 points and grabbed seven rebounds against Sam Houston
- Posted a season-high 25 points over New Mexico State, including a career-mark 5-of-5 made free throws, for sixth-consecutive double-figure game
- Recorded 15th double-digit point game at UTEP with 15 points

2024-25 SEASON

- Did not play due to injury

2023-24 SEASON

- Appeared in 33 games off the bench
- Averaged 4.8 points, 2.2 rebounds per game
- Shot 41.4% from the field and 34.1% from beyond the arc

2022-23 SEASON AT VMI

- Played in 32 games with 26 starts
- Averaged 10.8 points and 5.0 rebounds
- Hit a triple in 21 contests with at least two in 11
- Finished the season third on the team in scoring and field-goal percentage after posting 20 double-digit performances, including a career high 26 points in the regular season finale

BIO

Graduated from Cedar Cliff in 2022... Four-year letterwinner... Scored over 1,000 points... Member of the National Honor Society... Posted a 4.1 GPA... Grandfather, Barry Houser, was drafted by the Pittsburgh Pirates and played professionally in the Western Carolina League where he would become an Eastern League All-Star

major

Finance

career highs

points

26 at Western Caro. 2/25/23

rebounds

12 vs. The Citadel 2/2/23

assists

4 vs. Iona 12/1/25

steals

3 vs. Missouri State 12/29/25

blocks

2, twice

field goals

10 at Western Caro. 2/25/23

field goal attempts

24 at Western Caro. 2/25/23

3pt field goals

6 vs. UNCG 11/25/25

3pt field goal attempts

16 at Western Caro. 2/25/23

free throws

7 at UTEP 1/31/26

free throw attempts

8 at UTEP 1/31/26

minutes

41 at LA Tech 1/10/26

season highs

points

25 vs. NMSU 1/17/26

rebounds

11 vs. Iona 12/1/25

assists

4 vs. Iona 12/1/25

steals

3 vs. Missouri State 12/29/25

blocks

1, five times

field goals

9 vs. UNCG 11/25/25

field goal attempts

18 vs. Jax State 1/2/26

3pt field goals

6 vs. UNCG 11/25/25

3pt field goal attempts

8 vs. Jax State 1/2/26

free throws

7 at UTEP 1/31/26

free throw attempts

8 at UTEP 1/31/26

minutes

41 at LA Tech 1/10/26



JAMEEL BROWN

#55

senior | guard | 6-4 | 200 | philadelphia, pa. | the haverford school | penn state / temple

GAME-BY-GAME

OPPONENT	GS	MIN	FG	3PT	FT	OR-DR	REB	PF	AST	TO	BLK	STL	PTS
at Bucknell	*	30	6-12	4-6	3-6	1-4	5	2	1	3	0	2	19
Wilmington	*	25	0-6	0-4	3-3	0-2	2	0	0	4	0	1	3
at BYU	*	31	3-12	2-7	3-3	0-2	2	3	1	0	0	3	11
Saint Peter's	*	7	2-2	2-2	0-0	0-2	2	1	1	0	0	1	6
vs. Southern Illinois													DNP - Injury
vs. UNCG													DNP - Injury
Iona													DNP - Injury
at Delaware State													DNP - Injury
at George Washington													DNP - Injury
Cal. State - Northridge													DNP - Injury
Rider													DNP - Injury
Missouri State													DNP - Injury
Jacksonville State													DNP - Injury
Kennesaw State													DNP - Injury
at Sam Houston													DNP - Injury
at LA Tech													DNP - Injury
UTEP													DNP - Injury
New Mexico State													DNP - Injury
at Liberty													DNP - Injury
at New Mexico State													DNP - Injury
at UTEP													DNP - Injury
Liberty													
Middle Tennessee													
at FIU													
at Missouri State													
WKU													
at Middle Tennessee													
at Jacksonville State													
at Kennesaw State													
Sam Houston													
LA Tech													

CAREER STATS

				Field Goals		3-Point		F-Throws		Rebounds									Scoring	
SEASON	TEAM	GP-GS	MIN/AVG	FG-FGA	FG%	3FG-3FGA	3FG%	FT-FTA	FT%	OFF	DEF	TOT	AVG	PF-FO	A	TO	BLK	STL	PTS	AVG
2022-23	PSU	14-0	64/4.6	3-16	.188	2-14	.143	4-5	.800	0	14	14	1.0	5-0	3	2	1	2	12	0.9
2023-24	PSU	27-0	273/10.1	37-107	.346	29-91	.319	6-12	.500	3	17	20	0.7	20-0	8	14	1	15	109	4.0
2024-25	Temple	8-0	127/15.9	12-31	.387	10-27	.370	8-10	.800	2	13	15	1.9	9-0	5	3	1	8	42	5.3
2025-26	UD	4-4	94/23.4	11-32	.344	8-19	.421	9-12	.750	1	10	11	2.8	6-0	3	7	0	7	39	9.8
TOTAL FOR UD		4-4	94/23.4	11-32	.344	8-19	.421	9-12	.750	1	10	11	2.8	6-0	3	7	0	7	39	9.8
TOTAL		53-4	558/10.5	63-186	.339	49-151	.325	27-39	.692	6	54	60	1.1	40-0	19	26	3	32	202	3.8

2025-26 SEASON

- Transferred to Delaware from Temple
- Started first four games this season
- Missed last 17 games due to injury
- Recorded 19 points and five rebounds in first collegiate start at Bucknell
- Posted second double-digit scoring game at No. 7 BYU with 11 points
- Shot 2-2 from three against Saint Peter's

2024-25 SEASON AT TEMPLE

- Played in eight games
- Averaged 5.3 points, 1.9 rebounds, and 1.0 steals
- Opened the season with back-to-back 11-point, two-assist performances against Sacred Heart and Monmouth
- Committed just three turnovers in 127 total minutes.

2023-24 SEASON AT PENN STATE

- Appeared in 27 games
- Averaged 4.0 points, while totaling 20 rebounds and 15 steals
- Scored in double figures four times
- Posted a career-high 20 points on 7-of-9 shooting in the season opener vs. Delaware State.

2022-23 SEASON AT PENN STATE

- Played in 14 games
- Recorded 12 points and 14 rebounds
- Scored a season-best five points vs. Canisius
- Made a 3-pointer in his collegiate debut against Winthrop

BIO

Graduated from Westtown School in 2022... Finalist for Pennsylvania Mr. Basketball, First Team All-State and team co-MVP after averaging 15 points, six rebounds and four assists, and knocking down 65 3-pointers during senior season... Scored 31 points in the PAISAA semifinals, and helped guide Westtown to the PAISAA State Championship title... Spent first three seasons at The Haverford School... Guided his team to a 28-0 record, capped off by Inter-AC and PAISAA Championships as a freshman... First Team All-State as a junior... No. 6 all-time ranked signee in the history of Penn State basketball according to the 247 Sports Composite Ranking... chose the Nittany Lions over other notable offers from Auburn, Marquette, and Purdue, among others... Ranked as an ESPN 4-star prospect and the No. 24 shooting guard in the country... Son of Aquanda Johnson and Ali Brown... Born in Philadelphia, Pa... Has two brothers, Jameel and Muneer, and one sister, Shahadah.

major

Sociology

career highs

points

20 vs. Delaware State 11/6/23

rebounds

6 vs. Florida State 11/22/24

assists

2, four times

steals

4 vs. Florida State 11/22/24

blocks

1, three times

field goals

7 vs. Delaware State 11/6/23

field goal attempts

12, twice

3pt field goals

6 vs. Delaware State 11/6/23

3pt field goal attempts

8, twice

free throws

3, three times

free throw attempts

6 at Bucknell 11/2/25

minutes

30 at Bucknell 11/3/25

season highs

points

19 at Bucknell 11/3/25

rebounds

5 at Bucknell 11/3/25

assists

1, three times

steals

3 at BYU 11/11/25

blocks

field goals

6 at Bucknell 11/3/25

field goal attempts

12, twice

3pt field goals

4 at Bucknell 11/3/25

3pt field goal attempts

7 at BYU 11/11/25

free throws

3, three times

free throw attempts

6 at Bucknell 11/3/25

minutes

30 at Bucknell 11/3/25

delaware

HIGHS AND LOWS

GAME HIGHS

	2025-26	INGELSBY ERA
Points	81 vs. Saint Peter's, 11/18/25	101 vs. Goldey-Beacom, 11/8/23
1H Points	49 vs. Saint Peter's, 11/18/25	56 at Drexel, 3/22/18
2H Points	46 vs. UNCG, 11/25/25	64 vs. Charleston 2/24/22
FG Made	28, (3x) Last: vs. Iona, 12/1/25	43 vs. Goldey-Beacom, 11/8/23
FG Attempts	64 at Bucknell, 11/3/25	74 vs. Goldey-Beacom, 11/8/23
FG Percentage	.538 vs. Saint Peter's, 11/18/25	.655 vs. Campbell (36-55), 2/15/25
3FG Made	13 vs. UNCG, 11/25/25	17 vs. Delaware State, 12/3/24
3FG Attempts	32 (2x) Last: at Sam Houston, 1/8/26	38, (2x) Last: vs. Misericordia, 12/17/24
3FG Percentage	.524 vs. Saint Peter's, 11/18/25	.652 at Columbia (15-23), 12/2/21
FT Made	27 at UTEP, 1/31/26	29 vs. La Salle, 11/2/21
FT Attempts	29 at UTEP, 1/31/26	39 at Elon, 2/17/22
FT Percentage	1.00 (2x) Last: at New Mexico State (15-15), 1/28/26	1.00 (8x) Last: at New Mexico State (15-15), 1/28/26
Rebounds	43 vs. Wilmington, 11/7/25	58 vs. Chestnut Hill, 12/10/24
Assists	18 vs. Saint Peter's, 11/18/25	27 vs. Campbell, 2/15/25
Steals	10 at Bucknell, 11/3/25	13 (2x) Last: vs. Charleston, 2/24/22
Blocks	8 vs. Kennesaw State, 1/4/26	12 vs. Wilmington, 11/7/22
Turnovers	19 vs. Southern Illinois, 11/23/25	23 at Saint Peter's, 11/10/18

GAME LOWS

	2025-26	INGELSBY ERA
Points	43 vs. Missouri State, 12/29/25	43 vs. Missouri State, 12/29/25
1H Points	17 vs. Missouri State, 12/29/25	17 vs. Missouri State, 12/29/25
2H Points	23 at Liberty, 1/24/26	19 at Towson, 1/27/22
FG Made	13 (2x) Last: at UTEP, 1/31/26	13 vs. Missouri State, 12/29/25
FG Attempts	41 at Liberty, 1/24/26	40 (2x) Last: vs. Fordham, 11/24/21
FG Percentage	.265 at UTEP, 1/31/26	.262 at Hofstra (16-61), 12/28/18
3FG Made	2 at UTEP, 1/31/26	1 (2x) Last: vs. Northeastern, 3/4/18
3FG Attempts	15 vs. Kennesaw State, 1/4/26	10 vs. Siena, 12/11/22
3FG Percentage	.087 at UTEP, 1/31/26	.071 vs. Northeastern (1-14), 3/4/18
FT Made	3 vs. Iona, 12/1/25	2 at Delaware State, 12/2/21
FT Attempts	6 vs. Jax State, 1/2/26	3 vs. Cornell, 12/1/22
FT Percentage	.375 vs. Iona, 12/1/25	.333 (3x) Last: vs. Northeastern (2-6), 2/10/22
Rebounds	24 vs. New Mexico State, 1/17/26	17 (2x) Last: vs. Campbell, 2/15/25
Assists	6 at Liberty, 1/24/26	4 at UNCG, 11/20/17
Steals	1 (2x) Last: vs. New Mexico State, 1/17/26	0 (5x) Last: vs. Ohio, 12/2/23
Blocks	0 (3x) Last: at UTEP, 1/31/26	0 (16x) Last: vs. Iona, 12/1/25
Turnovers	5 at BYU, 11/11/25	2 vs. Towson, 1/19/19

PLAYER HIGHS UNDER INGELSBY

Points	Jameer Nelson Jr., 2/18/23 vs. UNCW (39)
Rebounds	Dylan Painter, (2x) Last: 11/21/21 at UNCW (19)
Assists	Christian Bliss, 11/25/25 vs. UNCG (11)
	Jalun Trent, 12/30/23 vs. Princeton (11)
Steals	Jameer Nelson Jr., 2/24/22 vs. Charleston (8)
Blocks	Dylan Painter, 1/20/22 vs. William & Mary (6)
FG Made	Justyn Mutts, 1/23/20 at Hofstra (14)
FG Attempts	Ryan Allen, 2/3/18 at Elon (25)
3FG Made	John Camden, 12/29/24 at St. John's (9)
	Ithiel Horton, 1/10/19 at UNCW (9)
3FG Attempts	Ryan Allen, 2/14/19 at Towson (15)
FT Made	Anthony Mosley, 12/17/16 at Seton Hall (13)
FT Attempts	Jameer Nelson, 12/7/22 vs. Delaware State (16)

opponent

HIGHS AND LOWS

GAME HIGHS

	2025-26	INGELSBY ERA
Points	97 vs. New Mexico State, 1/17/26	108 at UNCW, 2/4/17
1H Points	49 vs. New Mexico State, 1/17/26	58 at Northeastern, 1/5/17
2H Points	51 at BYU, 11/11/25	58 vs. Campbell, 2/15/25
FG Made	36 vs. New Mexico State, 1/17/26	39 (2x) Last: at St. John's, 12/28/24
FG Attempts	66 (2x) Last: at BYU, 11/11/25	76 (2x) Last: vs. Goldey-Beacom, 11/8/23
FG Percentage	.585 vs. Iona (31-53), 12/1/25	.692 at UNCW (36-52), 2/4/17
3FG Made	14 vs. New Mexico State, 1/17/26	21 (2x) at UNCW, 2/4/17
3FG Attempts	35 vs. Kennesaw State, 1/4/26	41 vs. Salem, 12/5/20
3FG Percentage	.500 vs. New Mexico State, 1/17/26	.727 at Towson (16-22), 2/16/23
FT Made	20 (2x) Last: at UTEP, 1/31/26	26 (2x) Last: at Monmouth, 2/1/25
FT Attempts	30 at LA Tech, 1/10/26	36 at Elon, 2/25/17
FT Percentage	1.00 (3x) Last: vs. New Mexico State, 1/17/26	1.00 (5x) Last: vs. Saint Peter's (6-6), 11/18/25
Rebounds	46 at BYU, 11/11/25	58 at Iona, 11/12/24
Assists	21 (2x) Last: at Liberty, 1/24/26	29 vs. Northeastern, 1/5/17
Steals	12 (2x) Last: at UTEP, 1/31/26	13 (4x) Last: at Elon, 2/16/24
Blocks	7 at George Washington, 12/10/25	11 (2x) Last: at Monmouth, 2/1/25
Turnovers	17 at Delaware State, 12/6/25	24 vs. Charleston, 2/24/22

GAME LOWS

	2025-26	INGELSBY ERA
Points	52 vs. Kennesaw State, 1/4/26	40 vs. Wilmington, 11/18/18
1H Points	22 vs. Kennesaw State, 1/4/26	15 at Bradley, 11/13/16
2H Points	29 at George Washington, 12/10/25	20 vs. Wilmington, 11/18/18
FG Made	16 vs. UNCG, 11/25/25	15 vs. Hampton (N), 3/9/24
FG Attempts	44 vs. Jax State, 1/2/26	45 (4x) Last: at Elon, 2/25/17
FG Percentage	.283 vs. Kennesaw State, 1/4/26	.257 vs. Chestnut Hill (19-75), 12/10/24
3FG Made	3 vs. Southern Illinois, 11/23/25	1 vs. Delaware State, 12/2/16
3FG Attempts	15 vs. Southern Illinois, 11/23/25	8 at Monmouth, 2/2/23
3FG Percentage	.160 vs. Rider, 12/16/25	.067 vs. Delaware State, 12/2/16
FT Made	6 (3x) Last: at New Mexico State, 1/28/26	1 at Towson, 2/16/23
FT Attempts	6 vs. Saint Peter's, 11/18/25	2 vs. Lafayette, 12/8/21
FT Percentage	.615 at Liberty, 1/24/26	.200 at Towson (1-5), 2/16/23
Rebounds	26 vs. Saint Peter's, 11/18/25	18 vs. Appalachian State (N), 11/22/21
Assists	7 vs. UNCG, 11/25/25	3 vs. Drexel (N), 3/6/22
Steals	4 (3x) Last: vs. UTEP, 1/15/26	0 Towson, 1/19/19
Blocks	0 vs. Rider, 12/16/25	0 (21x) Last: at NC A&T, 2/17/24
Turnovers	4 (2x) Last: vs. New Mexico State, 1/17/26	3 at Ohio, 12/2/23.

DELAWARE INDIVIDUAL SINGLE GAME RECORDS

Points	Liston Houston, 2/19/1910 vs. Lebanon Valley (52)
Rebounds	Jack Waddington, 1/4/56 vs. Rutgers (31)
Assists	John Staudenmayer, 2/6/82 vs. Lehigh (17)
Steals	Jameer Nelson Jr., 2/24/22 vs. Charleston (8)
	Taurence Chisholm, 1/16/85 vs. Bucknell (8)
Blocks	Ndongo Ndiaye, 12/2/99 vs. Colgate (9)
FG Made	Liston Houston, 2/19/1910 vs. Lebanon Valley (25)
FG Attempts	Nate Cloud, 2/18/61 vs. Muhlenberg (35)
3FT Made	John Camden, 12/29/24 at St. John's (9)
	Ithiel Horton, 1/10/19 at UNCW (9)
3FG Attempts	Ryan Allen, 2/14/19 at Towson (15)
FT Made	Jawan Carter, 11/21/09 vs. Penn (19)
	Jarvis Threatt, 1/5/13 at Old Dominion (19)
FT Attempts	Jawan Carter, 11/21/09 vs. Penn (26)

delaware

STARTERS BY GAME

OPPONENT	G	G	G/F	F	F/C	LINEUP RECORD	RECORD
at Bucknell	Bliss	Reilly	Brown	M. Emory	Houser	0-1	0-1
Wilmington	Bliss	Kazanecki	Brown	M. Emory	Houser	0-1	0-2
at BYU	Bliss	Taylor	Brown	M. Emory	Houser	0-1	0-3
Saint Peter's	Bliss	Fernandez	Brown	M. Emory	Houser	1-0	1-3
vs. Southern Illinois	Bliss	Fernandez	Ellison	M. Emory	Houser	0-1	1-4
vs. UNCG	Bliss	Fernandez	Kazanecki	M. Emory	Houser	1-0	2-4
Iona	Bliss	Fernandez	Kazanecki	M. Emory	Houser	1-1	2-5
at Delaware State	Bliss	Fernandez	M. Emory	Kebe	Houser	0-1	2-6
at George Washington	Bliss	Fernandez	M. Emory	Kebe	Houser	1-1	3-6
CSUN	Bliss	Fernandez	M. Emory	Kebe	Houser	1-2	3-7
Rider	Bliss	Fernandez	M. Emory	Kebe	Houser	2-2	4-7
Missouri State	Bliss	Fernandez	M. Emory	Kebe	Houser	2-3	4-8
Jacksonville State	Bliss	Fernandez	M. Emory	Taylor	Houser	0-1	4-9
Kennesaw State	Bliss	Fernandez	M. Emory	Taylor	Houser	1-1	5-9
at Sam Houston	Bliss	Fernandez	M. Emory	Taylor	Houser	1-2	5-10
at LA Tech	Bliss	Fernandez	M. Emory	Taylor	Houser	1-3	5-11
UTEP	Bliss	Fernandez	M. Emory	Taylor	Houser	1-4	5-12
New Mexico State	Bliss	Fernandez	M. Emory	Taylor	Houser	1-5	5-13
at Liberty	Bliss	Fernandez	M. Emory	Taylor	Houser	1-6	5-14
at New Mexico State	Bliss	Fernandez	M. Emory	Taylor	Houser	2-6	6-14
at UTEP	Bliss	Fernandez	M. Emory	Taylor	Houser	2-7	6-15
Liberty							
Middle Tennessee							
at FIU							
at Missouri State							
WKU							
at Middle Tennessee							
at Jacksonville State							
at Kennesaw State							
Sam Houston							
LA Tech							

***BOLD** indicates first time using lineup | ***BOLD** indicates lineup change

CAREER GAMES/STARTS

	GP	GS	Cons. GS
Reilly	95	63	-
Fernandez	75	35	18
M. Emory	55	26	21
Brown	53	4	-
H. Emory	53	1	-
Houser	53	46	21
Njoku	36	-	-
Bliss	21	21	21
Baffone	13	-	-
Kazanecki	21	3	-
Taylor	21	10	9
Ellison	7	1	-
Kebe	13	5	-
McFadden	7	-	-

RECORD BY STARTS

	CAREER	25-26
Bliss	6-15	6-15
Brown	1-3	1-3
Ellison	0-1	0-1
H. Emory	0-1	0-0
M. Emory	8-18	6-15
Fernandez	16-19	6-12
Houser	12-35	6-15
Kazanecki	1-2	1-2
Reilly	34-32	0-1
Taylor	2-8	2-8
Kebe	2-3	4-3

Bold indicates last game's starters

delaware/opponent

SCORING BREAKDOWN

-----LEAD TRENDS-----				-----POINTS BREAK-DOWN-----							-----BY CLASS-----				
OPPONENT	CHANGES	TIES	LARGEST	PAINT	2ND CH	FAST BRK	OFF TO	FT	STARTER	BENCH	FR.	SO.	JR.	SR.	GR.
at Bucknell	1	1	5/16	30/30	19/13	8/8	16/13	11/12	63/62	7/16	7	13	16	34	0
Wilmington	4	7	6/14	34/40	11/14	8/20	5/19	15/16	45/63	17/8	24	11	13	14	0
at BYU	1	2	13/23	24/36	6/23	2/11	8/10	7/13	64/81	4/4	9	18	18	23	0
Saint Peter's	0	0	14/0	26/22	4/7	9/19	8/13	14/6	73/40	8/30	8	17	15	41	0
vs. Southern Illinois	0	1	0/23	24/40	6/14	3/14	13/24	5/20	40/47	19/32	25	9	7	17	0
vs. UNCG	2	4	14/12	30/8	2/5	3/11	11/8	4/18	73/47	0/13	2	18	17	36	0
Iona	8	6	4/25	40/34	8/1	2/14	6/22	3/15	55/59	11/30	12	18	13	23	0
at Delaware State	8	10	7/11	30/34	6/7	7/22	16/25	13/15	63/71	9/4	7	12	16	35	2
at George Washington	0	1	13/0	22/20	6/7	9/10	12/15	11/14	63/39	7/19	7	13	12	38	0
CSUN	0	0	0/35	18/36	5/9	4/13	4/17	14/11	55/73	11/15	9	8	21	28	0
Rider	1	4	12/2	30/26	4/16	6/6	9/6	16/9	50/44	15/13	12	17	10	26	0
Missouri State	0	1	0/24	10/24	7/4	2/15	2/11	14/11	33/54	10/7	10	12	7	12	2
Jacksonville State	9	5	2/11	24/28	2/9	6/7	10/8	5/18	64/48	0/19	3	0	27	34	0
Kennesaw State	3	1	15/5	38/14	4/8	2/7	8/9	10/11	60/38	7/13	8	7	19	29	0
at Sam Houston	0	0	0/15	20/30	5/12	3/12	0/12	8/16	57/59	3/13	7	5	18	30	0
at LA Tech	3	4	12/2	22/34	9/12	0/13	9/9	11/19	65/47	3/23	14	10	14	30	0
UTEP	6	8	10/3	24/34	15/8	0/7	4/7	15/6	66/70	3/0	5	21	10	33	0
New Mexico State	0	0	0/29	20/34	8/18	2/2	5/10	13/11	66/56	2/41	5	5	19	39	0
at Liberty	1	1	4/21	24/26	2/2	5/4	7/11	7/8	48/56	3/11	7	5	17	22	0
at New Mexico State	13	8	15/2	30/18	2/7	7/3	11/5	15/6	63/37	10/27	8	11	23	31	0
at UTEP	1	3	11/15	20/24	9/12	2/22	5/20	27/20	50/55	5/15	8	4	17	26	0
Liberty															
Middle Tennessee															
at FIU															
at Missouri State															
WKU															
at Middle Tennessee															
at Jacksonville State															
at Kennesaw State															
Sam Houston															
LA Tech															

delaware

STAT LEADERS BY GAME

OPPONENT	PTS	AST	REB	FGM	3PM	BLK	STL
at Bucknell	Brown (19)	Bliss (6)	M. Emory (10)	Brown, Bliss (6)	Brown (4)	H. Emory (3)	four (2)
Wilmington	Bliss (13)	Bliss (8)	M. Emory (14)	M. Emory, Houser (5)	Bliss (2)	Kazanecki (2)	four (1)
at BYU	Bliss, M. Emory (18)	Bliss (5)	M. Emory (7)	M. Emory, Bliss (7)	Bliss (4)	M. Emory, Taylor (1)	Brown (3)
Saint Peter's	Fernandez (18)	Bliss, Fernandez (5)	M. Emory (11)	M. Emory, Houser, Fernandez (6)	four (2)	M. Emory (2)	Fernandez (3)
vs. Southern Illinois	Kazanecki (17)	Bliss (7)	Fernandez (8)	Kazanecki (6)	Kazanecki (4)	n/a	M. Emory, Bliss (2)
vs. UNCG	Houser (24)	Bliss (11)	Houser (10)	Houser (9)	Houser (6)	Houser, Fernandez (1)	Bliss (3)
Iona	M. Emory (18)	Fernandez (6)	Houser (11)	M. Emory (8)	Bliss (3)	n/a	Bliss (3)
at Delaware State	Fernandez (23)	M. Emory (6)	Bliss (8)	Fernandez (8)	Fernandez (5)	four (1)	Kazanecki (2)
at George Washington	Fernandez (27)	Bliss (8)	Bliss (9)	Fernandez (11)	Fernandez (5)	seven (1)	Bliss (2)
CSUN	Bliss (21)	Bliss (5)	Houser (7)	Fernandez (7)	Bliss (5)	H. Emory (2)	M. Emory (3)
Rider	M. Emory (17)	Bliss (7)	M. Emory, Bliss (9)	Fernandez (5)	Fernandez, Kazanecki (2)	five (1)	Bliss (2)
Missouri State	M. Emory (12)	Bliss (3)	M. Emory (11)	M. Emory (4)	M. Emory (2)	Kazanecki (1)	Bliss, Houser (3)
Jacksonville State	Bliss (27)	Bliss (6)	Houser, M. Emory, Fernandez (6)	Bliss (9)	Bliss (5)	two (2)	Bliss, Fernandez (2)
Kennesaw State	Bliss, Houser (19)	Bliss (7)	M. Emory (9)	Houser (7)	Houser (3)	Taylor, F. Emory (2)	M. Emory (3)
at Sam Houston	Bliss (18)	Bliss (7)	Houser (7)	Houser (6)	Bliss (4)	Fernandez (2)	Bliss (2)
at LA Tech	Fernandez (18)	Bliss (9)	Taylor, M. Emory (7)	Fernandez (7)	Fernandez (4)	Houser/M. Emory (1)	Bliss (3)
UTEP	M. Emory (21)	Bliss (6)	Bliss, M. Emory (7)	M. Emory (7)	M. Emory (4)	Kebe (1)	Bliss (1)
New Mexico State	Houser (25)	Bliss (5)	M. Emory (6)	Houser (8)	Houser (4)	Kazanecki (1)	Bliss (1)
at Liberty	Bliss (17)	Houser (2)	Bliss (6)	Fernandez (6)	Bliss, Fernandez (2)	M. Emory, Taylor (1)	M. Emory (2)
Middle Tennessee	Bliss (23)	Bliss, Fernandez (4)	Bliss (6)	Bliss (8)	four (2)	Kazanecki (2)	M. Emory (3)
at FIU	Bliss (17)	Bliss (3)	Houser (9)	Houser (4)	Kazanecki, Taylor (1)	n/a	Bliss (3)
at Missouri State							
WKU							
at Middle Tennessee							
at Jacksonville State							
at Kennesaw State							
Sam Houston							
LA Tech							

2025-26

MISCELLANEOUS STATS

GAMES AS LEADING SCORER

Christian Bliss	9
Macon Emory	5
Justyn Fernandez	4
Tyler Houser	3
Jameel Brown	1
Alex Kazanecki	1

GAMES LEADING IN ASSISTS

Christian Bliss	17
Justyn Fernandez	3
Macon Emory	1
Tyler Houser	1

GAMES AS LEADING REBOUNDER

Macon Emory	11
Christian Bliss	6
Tyler Houser	6
Justyn Fernandez	2
Jayden Taylor	1

DOUBLE-FIGURE SCORING GAMES

Christian Bliss	19
Justyn Fernandez	15
Tyler Houser	15
Macon Emory	13
Jameel Brown	2
Mason Ellison	1
Alex Kazanecki	1
Jayden Taylor	1

FIRST OFF THE BENCH

Alex Kazanecki	14
Houston Emory	10
Mason Ellison	5
Bouna Kebe	3
Nnanna Njoku	2

DUNKS

Macon Emory	12
Jayden Taylor	5
Justyn Fernandez	3
Houston Emory	2
Mason Ellison	1
Alex Kazanecki	1
Bouna Kebe	1

SHOT CLOCK VIOLATIONS FORCED

vs. Wilmington	2
vs. Rider	2
vs. Missouri State	2
vs. Jax State	2
vs. Iona	1
at Delaware State	1

OPENING TIPS CONTROLLED

Macon Emory	5
Jayden Taylor	5

THREE-POINT PLAYS

Christian Bliss	6
Macon Emory	1
Mason Ellison	1
Tyler Houser	1
Jayden Taylor	1

FOUR-POINT PLAYS

Christian Bliss	1
-----------------	---

LARGEST LEAD

67-52 (15) vs. Kennesaw State
25-10 (15) at New Mexico State

LARGEST DEFICIT

77-42 (35) vs. CSUN

LARGEST HALFTIME LEAD

49-26 (23) vs. Saint Peter's

LARGEST HALFTIME DEFICIT

48-28 (20) vs. CSUN

10+ POINT SCORING RUNS

14-0 vs. Saint Peter's
13-0 vs. Kennesaw State
12-0 at Delaware State
12-0 vs. Rider
11-0 at Bucknell
11-0 vs. Jax State
10-0 at BYU
10-0 vs. CSUN

LONGEST SCORING RUN

14-0 vs. Saint Peter's

LONGEST SCORING RUN ALLOWED

14-0 at Bucknell
14-0 vs. UNCG
14-0 at Delaware State

LARGEST WIN

67-52 (15) vs. Kennesaw State

LARGEST DEFEAT

97-68 (29) vs. New Mexico State

LARGEST HOME CROWD

2,560 vs. New Mexico State

LARGEST ROAD CROWD

18,299 at BYU

LARGEST NEUTRAL CROWD

346 vs. Southern Illinois

LAST TIME A BLUE HEN

Scored 25 Points	Tyler Houser, 1/17/26 vs. New Mexico State (25)
Scored 30 Points	John Camden, 3/9/25 vs. William & Mary (36)
Scored 40 Points	Davon Usher, 2/5/14 vs. Charleston (42)
Scored 50 Points	Liston Houston, 2/19/1910 vs. Lebanon Valley (52)
Two Players Scored 20 Points	Izaiah Pasha (21) & Niels Lane (20) - 3/11/25 vs. UNCW
Three Players Scored 20 Points	Jyáre Davis (22), Niels Lane (22), Gerald Drumgoole Jr. (21) - 1/25/24 vs. NC A&T
Five or More Players Scored 10 Points	Justyn Fernandez (18), Christian Bliss (14), Tyler Houser (12), Jayden Taylor (11), Macon Emory (10) - 1/10/26 at LA Tech
Had 15 Rebounds	Jyáre Davis, 3/2/24 at Stony Brook (16)
Had 20 Rebounds	Jamelle Hagins, 11/28/12 at Lafayette (23)
Had 10 Offensive Rebounds	Macon Emory, 11/7/25 vs. Wilmington (11)
Had 10 Defensive Rebounds	Trent Middleton Jr., 2/8/25 vs. William & Mary (10)
Two Players Had 10 Rebounds	Christian Ray (12) & Jyáre Davis (11) - 2/15/24 at Elon
Had a Double-Double in Points and Assists	Christian Bliss, 11/25/25 vs. UNCG (17 pts, 11 ast)
Had a Double-Double in Points and Rebounds	Macon Emory, 12/29/25 vs. Missouri State (12 pts, 11 rbs)
Had Back-to-Back Double-Doubles	Tyler Houser, 11/25-11/1/25 vs. UNCG & Iona
Had Three or More Consecutive Double-Doubles	Jyáre Davis, 2/3-2/15/24 (four games)
Had a Triple-Double (Two all-time)	Ryan Iversen, 12/1/02 vs. LIU (12 pts, 17 reb, 11 ast)
Two Players Had Double-Doubles	Christian Bliss (17 pts, 11 asts) & Tyler Houser (24 pts, 10 rbs) - 11/25/25 vs. UNCG
Had Two Consecutive 30-Point Games	Jameer Nelson Jr., 2/18/23 & 2/23/23 (39, 30)
Made 10 Field Goals	Justyn Fernandez, 12/10/25 at George Washington (11)
Attempted 25 Field Goals	Ryan Allen, 2/3/18 at Elon (25)
Shot .750 From the Field (min. 10 att.)	Christian Bliss, 1/28/26 at New Mexico State (.800, 8-10)
Made 15 Free Throws	Kory Holden, 1/30/16 at Towson (15)
Shot 1.000 From the Line (min. 10 att.)	Christian Bliss, 1/31/26 at UTEP (11-11)
Made 7 Three-Pointers	John Camden, 12/28/24 at St. John's (9)
Attempted 15 Three-Pointers	Ryan Allen, 2/15/19 at Towson (15)
Shot .750 From 3-Point Range (min. 5 att.)	Tyler Houser, 11/25/25 vs. UNCG (1.000, 6-6)
Had 10 Assists	Christian Bliss, 11/25/25 vs. UNCG (11)
Had 15 Assists	Mike Slattery, 2/1/03 vs. William & Mary (15)
Had Five Steals	Cavan Reilly, 2/13/25 at Towson (6)
Led the Team in Points, Rebounds, and Assists	Christian Bliss, 1/28/26 at New Mexico State (23 points, 6 rebounds, 4 assists)
Hit a Last Second Shot to Win a Game	Kevin Anderson, 1/23/20 vs. Hofstra (Layup, 0.3 seconds)

LAST TIME THE TEAM

SCORING

Won By 30+ Points	3/9/24 vs. Hampton (80-50, 30)
Won By 40+ Points	11/5/19 vs. Bridgewater (97-51, 46)
Scored 100 Points	3/9/25 vs. William & Mary (100-78)
Scored Under 50 Points	12/29/25 vs. Missouri State (61-43)
Scored Under 40 Points	1/16/07 at VCU (60-39)
Scored 50 Points in a Half	2/27/25 at Charleston (50, 2H)
Scored 60 Points in a Half	2/24/22 vs. Charleston (64, 2H)
Scored Under 20 Points in a Half	12/29/25 vs. Missouri State (17, 1H)
Allowed 100+ points	3/9/24 at Charleston (77-102)
Made 40 Field Goals	11/8/23 vs. Goldey-Beacom (43)
Made Less Than 15 Field Goals	1/31/26 at UTEP (13)
Attempted 80 Field Goals	12/21/12 vs. Penn (81)
Attempted Less Than 40 Field Goals	2/11/16 vs. Drexel (38)
Shot .500 FG%	1/28/26 at New Mexico State (.532, 25-47)
Shot .500 3FG%	11/25/25 vs. UNCG (.520, 12-25)
Made 30 Free Throws	1/30/16 at Towson (36)
Attempted 40 Free Throws	1/30/16 at Towson (45)
Attempted Less than 10 Free Throws	1/2/26 vs. Jax State (5-6)
Shot .900 From the Line (min. 10 att.)	1/31/26 at UTEP (.931, 27-29)
Made 10-14 Threes	1/16/26 vs. UTEP (10)
Made 15+ Threes	12/17/24 vs. Misericordia (15)
Made No Threes	2/2/13 vs. UNCW (0-11)
Attempted 25 Threes	1/8/26 at Sam Houston (32)
Attempted Less Than 10 Threes	12/16/22 at Princeton (8)

REBOUNDING

Had a +20 Rebound Margin	12/10/24 vs. Chestnut Hill (58-36, +22)
Had 50 Rebounds	12/10/24 vs. Chestnut Hill (58)
Had Less Than 25 Rebounds	2/20/25 vs. Drexel (24)
Had 20 Offensive Rebounds	12/31/12 vs. Rider (22)
Had 40 Defensive Rebounds	12/10/24 vs. Chestnut Hill (44)

OT GAMES

Last OT Game	1/10/26 at LA Tech (L, 70-68 OT)
Last OT Win (Home)	1/17/21 vs. La Salle (W, 85-82 OT)
Last OT Win (Road)	1/17/22 at Northeastern (W, 82-76 OT)

MISCELLANEOUS

Had 25 Turnovers	12/19/07 at Vermont (28)
Had Less Than 5 Turnovers	12/20/23 vs. Rider (4)
Had 10 Blocks	11/7/22 vs. Wilmington (12)
Had No Blocks	1/31/31 at UTEP
Had 15 Steals	12/1/05 at UMBC (17)
Had No Steals	12/2/23 at Ohio
Had 25 Assists	2/15/25 vs. Campbell (27)
Had Less Than 5 Assists	1/20/17 at UNCG (4)

2025-26

NCAA TEAM RANKINGS

Statistic	National Rank	Conference Rank	Value	National Leader	Value	Conference Leader	Value
Assist/Turnover Ratio (361 ranked)	291	11	1.02	Purdue	2.17	Liberty	2.04
Assists Per Game (361 ranked)	293	10	12.4	Cornell	22.1	Liberty	17.4
Bench Points per game (361 ranked)	361	12	7.43	Tarleton St.	42.91	Western Ky.	32.86
Blocks Per Game (361 ranked)	202	8	3.2	Georgia	7.1	Kennesaw St.	5.8
Effective FG pct (361 ranked)	214	8	0.513	Miami (OH)	0.627	Liberty	0.623
Fastbreak Points (361 ranked)	360	12	4.29	Georgia	22.55	Sam Houston	15.27
Field Goal Percentage (361 ranked)	274	9	43.5	Miami (OH)	53.5	Liberty	52.6
Field Goal Percentage Defense (361 ranked)	100	7	42.5	Saint Louis	36.2	Louisiana Tech	38.3
Fouls Per Game (361 ranked)	11	2	14.3	South Alabama	11.5	Liberty	13.7
Free Throw Attempts Per Game (361 ranked)	354	12	15.0	South Fla.	28.8	Kennesaw St.	27.9
Free Throw Percentage (361 ranked)	84	1	74.8	Saint Mary's (CA)	81.6	Delaware	74.8
Free Throws Made Per Game (361 ranked)	350	11	11.2	South Fla.	21.3	Kennesaw St.	19.4
Rebound Margin (361 ranked)	313	11	-3.0	Florida	15.5	Kennesaw St.	7.7
Rebounds (Defensive) Per Game (361 ranked)	169	8	24.90	Saint Louis	31.27	Kennesaw St.	28.36
Rebounds (Offensive) Per Game (361 ranked)	357	11	7.00	Florida	16.64	Kennesaw St.	15.23
Rebounds Per Game (361 ranked)	332	11	31.90	Florida	46.00	Kennesaw St.	43.59
Scoring Defense (361 ranked)	117	6	71.4	UNI	60.4	Louisiana Tech	62.2
Scoring Margin (361 ranked)	324	12	-6.2	Saint Louis	23.9	Liberty	12.4
Scoring Offense (361 ranked)	350	12	65.2	Miami (OH)	93.7	Kennesaw St.	86.5
Steals Per Game (361 ranked)	314	12	5.4	Tarleton St.	11.1	FIU	10.0
Three Point Attempts Per Game (361 ranked)	175	7	23.4	Alabama	35.6	Kennesaw St.	28.1
Three Point Percentage (361 ranked)	138	7	34.8	Yale	41.8	Liberty	41.0
Three Point Percentage Defense (361 ranked)	197	8	33.8	UT Arlington	25.5	Jacksonville St.	30.2
Three Pointers Per Game (361 ranked)	153	6	8.1	Cornell	13.8	Liberty	10.7
Turnover Margin (359 ranked)	345	12	-3.1	High Point	7.7	Liberty	3.2
Turnovers Forced Per Game (361 ranked)	354	12	9.10	Tarleton St.	18.68	FIU	15.76
Turnovers Per Game (361 ranked)	223	10	12.2	Houston	8.4	Liberty	8.5
Winning Percentage (361 ranked)	330	12	28.6	Arizona Miami (OH)	100.0 100.0	Liberty	85.7

2025-26 Men's Basketball Ranking Summary through games on 2/2/2026

2025-26

NCAA INDIVIDUAL RANKINGS

Statistic	Player	National Rank	Conference Rank	Value	National Leader	Value	Conference Leader	Value
Assist/Turnover Ratio (349 ranked)	Christian Bliss	205	10	1.91	Sam Hoiberg, Nebraska	5.88	Kaden Metheny, Liberty	3.47
Assists (350 ranked)	Christian Bliss	35	2	122	Braden Smith, Purdue	196	Zach Cleveland, Liberty	141
Assists Per Game (350 ranked)	Christian Bliss	31	2	5.8	Braden Smith, Purdue	8.9	Zach Cleveland, Liberty	7.1
Blocks (350 ranked)					Kyle Evans, UC Irvine	75	Braedan Lue, Kennesaw St.	33
Blocks Per Game (349 ranked)					Kyle Evans, UC Irvine	3.41	Melian Martinez, Louisiana Tech	1.53
Double Doubles (309 ranked)	Macon Emory Tyler Houser	127 309	3 18	4 2	Delrecco Gillespie, Kent St.	17	Zach Cleveland, Liberty	6
Field Goal Attempts (347 ranked)	Christian Bliss	272	4	250	Jordan Riley, East Carolina	400	Keith Palek III, Missouri St.	305
Field Goal Percentage (350 ranked)	Justyn Fernandez	294	10	43.0	Aidan Kehoe, Navy	73.8	Michael Osei-Bonsu, Missouri St.	59.3
Field Goals (349 ranked)					JT Toppin, Texas Tech	199	Brett Decker Jr., Liberty	131
Free Throw Attempts (347 ranked)	Christian Bliss	279	9	97	Brody Robinson, Oakland	203	Mostapha El Moutaouakkil, Jacksonville St.	174
Free Throw Percentage (350 ranked)	Christian Bliss	154	5	83.5	Kenny Noland, Columbia	95.4	Simeon Cottle, Kennesaw St.	87.6
Free Throws (339 ranked)	Christian Bliss	204	7	81	Keyshawn Hall, Auburn	159	Mostapha El Moutaouakkil, Jacksonville St.	114
Minutes Per Game (350 ranked)	Christian Bliss Macon Emory Justyn Fernandez Tyler Houser	1 13 21 176	1 2 3 8	39:10 36:14 35:51 32:46	Christian Bliss, Delaware	39:10	Christian Bliss, Delaware	39:10
Points (345 ranked)	Christian Bliss	288	7	329	PJ Haggerty, Kansas St.	506	Keith Palek III, Missouri St.	393
Points Per Game (1494 ranked)	Christian Bliss Justyn Fernandez Tyler Houser Macon Emory	234 362 502 867	8 11 17 29	15.7 14.2 13.3 11.0	Nick Martinelli, Northwestern	23.7	Simeon Cottle, Kennesaw St.	20.2
Rebounds (341 ranked)	Macon Emory	189	10	146	Justin Neely, UNC Greensboro	271	Frankquon Sherman, Kennesaw St.	190
Rebounds (Defensive) Per Game (348 ranked)	Macon Emory Christian Bliss Justyn Fernandez	80 168 250	5 11 13	5.48 4.76 4.33	Justin Neely, UNC Greensboro	9.09	Zach Cleveland, Liberty	7.30
Rebounds (Offensive) Per Game (345 ranked)					Duke Brennan, Villanova	4.50	Frankquon Sherman, Kennesaw St.	3.32
Rebounds Per Game (350 ranked)	Macon Emory	168	9	7.0	Delrecco Gillespie, Kent St.	12.0	Frankquon Sherman, Kennesaw St.	8.6
Steals (321 ranked)	Christian Bliss	75	2	40	Javontae Campbell, Bowling Green	71	Kashie Natt, Sam Houston	49
Steals Per Game (347 ranked)	Christian Bliss	64	2	1.90	Javontae Campbell, Bowling Green	3.23	Kashie Natt, Sam Houston	2.23
Three Point Attempts (340 ranked)					Kent Jackson, North Florida	223	AC Bryant, Jacksonville St.	165
Three Point Percentage (120 ranked)					Milan Momcilovic, Iowa St.	54.0	Brett Decker Jr., Liberty	50.7
Three Pointers Per Game (345 ranked)	Christian Bliss Justyn Fernandez	258 277	10 11	2.10 2.06	Jadin Booth, Samford	4.05	Brett Decker Jr., Liberty	3.57
Total 3-point FGM (333 ranked)	Christian Bliss	278	10	44	Milan Momcilovic, Iowa St.	88	Brett Decker Jr., Liberty	75
Triple Doubles (3 ranked)					Joshua Jefferson, Iowa St. B.J. Edwards, SMU	2 2		

2025-26 Men's Basketball Ranking Summary through games on 2/2/2026

2025-26

COMBINED TEAM STATISTICS

Game Records

Record	Overall	Home	Away	Neutral
ALL GAMES	6-15	3-7	2-7	1-1
CONFERENCE	2-8	1-4	1-4	0-0
NON-CONFERENCE	4-7	2-3	1-3	1-1

Score by Periods

Team	1st	2nd	OT	TOT
Delaware	646	712	12	1370
Opponents	676	807	17	1500

Team Box Score

No.	Player				Total		3-Point		F-Throw		Rebounds													
		GP-GS	MIN	AVG	FG-FGA	FG%	3FG-3FGA	3FG%	FT-FTA	FT%	OFF	DEF	TOT	AVG	PF	DQ	A	TO	BLK	STL	PTS	AVG		
00	BLISS, Christian	21-21	822:20	39.2	102-250	.408	44-114	.386	81-97	.835	16	100	116	5.5	47	1	122	64	3	40	329	15.7		
4	FERNANDEZ, Justyn	18-18	645:22	35.9	95-221	.430	37-96	.385	29-34	.853	6	78	84	4.7	40	1	42	57	10	14	256	14.2		
44	HOUSER, Tyler	21-21	688:16	32.8	102-212	.481	30-81	.370	46-58	.793	40	74	114	5.4	56	1	34	29	10	9	280	13.3		
5	EMORY, Macon	21-21	760:50	36.2	85-192	.443	26-92	.283	36-48	.750	31	115	146	7.0	56	1	29	36	14	24	232	11.0		
55	BROWN, Jameel	4-4	93:36	23.4	11-32	.344	8-19	.421	9-12	.750	1	10	11	2.8	6	0	3	7	0	7	39	9.8		
1	ELLISON, Mason	7-1	148:36	21.2	12-32	.375	2-12	.167	7-12	.583	0	9	9	1.3	21	0	6	9	0	5	33	4.7		
20	KAZANECKI, Alex	21-3	506:09	24.1	35-80	.438	19-54	.352	6-8	.750	5	32	37	1.8	21	0	11	14	9	5	95	4.5		
11	TAYLOR, Jayden	21-10	340:56	16.2	25-42	.595	4-10	.400	14-27	.519	19	39	58	2.8	25	0	5	12	8	3	68	3.2		
3	REILLY, Cavan	1-1	22:45	22.8	1-8	.125	0-5	.000	1-2	.500	0	1	1	1.0	0	0	1	2	0	1	3	3.0		
21	NJOKU, Nnanna	2-0	27:34	13.8	1-7	.143	0-1	.000	2-4	.500	0	3	3	1.5	6	0	0	2	1	1	4	2.0		
35	KEBE, Bouna	14-5	80:35	5.8	8-20	.400	1-8	.125	0-1	.000	0	14	14	1.0	5	0	4	2	5	1	17	1.2		
15	EMORY, Houston	14-0	103:56	7.4	5-10	.500	0-0	.000	2-7	.286	3	9	12	0.9	16	0	2	6	8	3	12	0.9		
12	MCFADDEN, Alex	4-0	04:07	1.0	0-0	.000	0-0	.000	2-4	.500	0	0	0	0.0	1	0	1	0	0	1	2	0.5		
10	BAFFONE, Brandon	4-0	04:58	1.2	0-1	.000	0-0	.000	0-0	.000	0	0	0	0.0	0	0	1	0	0	0	0	0.0		
Team											26	39	65					17						
Total		21	4250		482-1107	.435	171-492	.348	235-314	.748	147	523	670	31.9	300	4	261	257	68	114	1370	65.2		
Opponents		21	4250		523-1232	.425	176-520	.338	278-364	.764	225	509	734	35.0	292	3	295	191	67	162	1500	71.4		

Team Statistics

	UD	OPP
Scoring	1370	1500
Points per game	65.2	71.4
Scoring margin	-6.2	-
Field goals-att	482-1107	523-1232
Field goal pct	.435	.425
3 point fg-att	171-492	176-520
3-point FG pct	.348	.338
3-pt FG made per game	8.1	8.4
Free throws-att	235-314	278-364
Free throw pct	.748	.764
F-Throws made per game	11.2	13.2
Rebounds	670	734
Rebounds per game	31.9	35.0
Rebounding margin	-3.0	-
Assists	261	295
Assists per game	12.4	14.0
Turnovers	257	191
Turnovers per game	12.2	9.1
Turnover margin	-3.1	-
Assist/turnover ratio	1.0	1.5
Steals	114	162
Steals per game	5.4	7.7
Blocks	68	67
Blocks per game	3.2	3.2
Winning streak	0	-
Home win streak	0	-
Attendance	17141	38110
Home games-Avg/Game	10-1714	9-4234
Neutral site-Avg/Game	-	2-246

Team Results

Date	Opponent		Score	Att.
11/03/2025	at Bucknell	L	70-78	1431
11/07/2025	Wilmington (DE)	L	62-71	1187
11/11/2025	at BYU	L	68-85	18299
11/18/2025	Saint Peter's	W	81-70	1600
11/23/2025	vs Southern Ill.	L	59-79	346
11/25/2025	vs UNC Greensboro	W	73-60	146
12/01/2025	Iona	L	66-89	2032
12/06/2025	at Delaware St.	Lot	72-75	400
12/10/2025	at George Washington	W	70-58	1849
12/13/2025	CSUN	L	66-88	1517
12/16/2025	Rider	W	65-57	1189
12/29/2025	Missouri St.	L	43-61	1818
01/02/2026	Jacksonville St.	L	64-67	1686
01/04/2026	Kennesaw St.	W	67-52	1439
01/08/2026	at Sam Houston	L	60-72	875
01/10/2026	at Louisiana Tech	Lot	68-70	2166
01/15/2026	UTEP	L	69-70	2113
01/17/2026	New Mexico St.	L	68-97	2560
01/24/2026	at Liberty	L	51-67	3475
01/28/2026	at New Mexico St.	W	73-64	5538
01/31/2026	at UTEP	L	55-70	4077

2025-26

CUSA STATISTICS

Game Records

Record	Overall	Home	Away	Neutral
ALL GAMES	2-8	1-4	1-4	0-0
CONFERENCE	2-8	1-4	1-4	0-0
NON-CONFERENCE	0-0	0-0	0-0	0-0

Score by Periods

Team	1st	2nd	OT	TOT
Delaware	293	320	5	618
Opponents	313	370	7	690

Team Box Score

No.	Player				Total		3-Point		F-Throw		Rebounds											
		GP-GS	MIN	AVG	FG-FGA	FG%	3FG-3FGA	3FG%	FT-FTA	FT%	OFF	DEF	TOT	AVG	PF	DQ	A	TO	BLK	STL	PTS	AVG
00	BLISS, Christian	10-10	395:00	39.5	51-116	.440	18-46	.391	51-62	.823	8	42	50	5.0	22	0	51	26	0	20	171	17.1
44	HOUSER, Tyler	10-10	349:44	35.0	54-115	.470	16-49	.327	30-36	.833	14	33	47	4.7	28	1	17	13	5	5	154	15.4
4	FERNANDEZ, Justyn	10-10	361:58	36.2	45-119	.378	18-55	.327	20-21	.952	4	44	48	4.8	23	1	17	32	5	7	128	12.8
5	EMORY, Macon	10-10	365:02	36.5	29-78	.372	13-45	.289	9-15	.600	10	56	66	6.6	30	1	10	9	5	10	80	8.0
11	TAYLOR, Jayden	10-9	231:46	23.2	16-25	.640	3-7	.429	7-17	.412	13	28	41	4.1	16	0	4	10	5	3	42	4.2
20	KAZANECKI, Alex	10-0	250:15	25.0	11-29	.379	8-22	.364	3-4	.750	3	19	22	2.2	11	0	5	8	5	1	33	3.3
21	NJOKU, Nnanna	1-0	17:49	17.8	0-5	.000	0-1	.000	2-4	.500	0	1	1	1.0	3	0	0	1	0	0	2	2.0
35	KEBE, Bouna	7-1	28:29	4.1	3-8	.375	0-3	.000	0-1	.000	0	3	3	0.4	3	0	0	1	2	1	6	0.9
15	EMORY, Houston	4-0	21:19	5.3	1-2	.500	0-0	.000	0-2	.000	3	0	3	0.8	5	0	1	2	0	1	2	0.5
10	BAFFONE, Brandon	1-0	01:49	1.8	0-1	.000	0-0	.000	0-0	.000	0	0	0	0.0	0	0	0	0	0	0	0	0.0
12	MCFADDEN, Alex	2-0	01:50	0.9	0-0	.000	0-0	.000	0-0	.000	0	0	0	0.0	1	0	1	0	0	0	0	0.0
Team											11	17	28					6				
Total		10	2025		210-498	.422	76-228	.333	122-162	.753	66	243	309	30.9	142	3	106	108	27	48	618	61.8
Opponents		10	2025		239-563	.425	83-248	.335	129-171	.754	103	243	346	34.6	153	3	144	80	29	70	690	69.0

Team Statistics

	UD	OPP
Scoring	618	690
Points per game	61.8	69.0
Scoring margin	-7.2	-
Field goals-att	210-498	239-563
Field goal pct	.422	.425
3 point fg-att	76-228	83-248
3-point FG pct	.333	.335
3-pt FG made per game	7.6	8.3
Free throws-att	122-162	129-171
Free throw pct	.753	.754
F-Throws made per game	12.2	12.9
Rebounds	309	346
Rebounds per game	30.9	34.6
Rebounding margin	-3.7	-
Assists	106	144
Assists per game	10.6	14.4
Turnovers	108	80
Turnovers per game	10.8	8.0
Turnover margin	-2.8	-
Assist/turnover ratio	1.0	1.8
Steals	48	70
Steals per game	4.8	7.0
Blocks	27	29
Blocks per game	2.7	2.9
Winning streak	0	-
Home win streak	0	-
Attendance	9616	16131
Home games-Avg/Game	5-1923	5-3226
Neutral site-Avg/Game	-	0-0

Team Results

Date	Opponent		Score	Att.
12/29/2025	Missouri St.	L	43-61	1818
01/02/2026	Jacksonville St.	L	64-67	1686
01/04/2026	Kennesaw St.	W	67-52	1439
01/08/2026	at Sam Houston	L	60-72	875
01/10/2026	at Louisiana Tech	Lot	68-70	2166
01/15/2026	UTEP	L	69-70	2113
01/17/2026	New Mexico St.	L	68-97	2560
01/24/2026	at Liberty	L	51-67	3475
01/28/2026	at New Mexico St.	W	73-64	5538
01/31/2026	at UTEP	L	55-70	4077

2025-26

TEAM GAME-BY-GAME

Opponent	Date	Score		Total		3-Pointers		Free throws		Rebounds				PF	A	TO	BLK	STL	PTS	AVG
				FG-FGA	PCT	3FG-3FGA	PCT	FT-FTA	PCT	OFF	DEF	TOT	AVG							
at Bucknell	11/03/2025	70-78	L	25-64	.391	9-27	.333	11-18	.611	12	22	34	34.0	17	12	12	5	10	70	70.0
Wilmington (DE)	11/07/2025	62-71	L	22-59	.373	3-24	.125	15-18	.833	10	33	43	38.5	19	11	16	5	4	62	66.0
at BYU	11/11/2025	68-85	L	25-58	.431	11-24	.458	7-9	.778	7	18	25	34.0	15	8	5	3	6	68	66.7
Saint Peter's	11/18/2025	81-70	W	28-52	.538	11-21	.524	14-20	.700	8	30	38	35.0	12	18	14	3	7	81	70.3
vs Southern Ill.	11/23/2025	59-79	L	23-55	.418	8-30	.267	5-7	.714	9	20	29	33.8	15	15	19	0	6	59	68.0
vs UNC Greensboro	11/25/2025	73-60	W	28-54	.519	13-25	.520	4-8	.500	5	31	36	34.2	15	16	11	2	6	73	68.8
Iona	12/01/2025	66-89	L	28-62	.452	7-23	.304	3-8	.375	8	23	31	33.7	13	17	12	0	6	66	68.4
at Delaware St.	12/06/2025	72-75	Lot	25-56	.446	9-24	.375	13-13	1.000	5	24	29	33.1	18	14	18	4	6	72	68.9
at George Washington	12/10/2025	70-58	W	25-49	.510	9-20	.450	11-13	.846	4	30	34	33.2	15	16	18	7	4	70	69.0
CSUN	12/13/2025	66-88	L	21-53	.396	10-30	.333	14-18	.778	9	21	30	32.9	8	14	15	7	6	66	68.7
Rider	12/16/2025	65-57	W	22-47	.468	5-16	.313	16-20	.800	4	28	32	32.8	11	14	9	5	5	65	68.4
Missouri St.	12/29/2025	43-61	L	13-43	.302	6-20	.300	11-16	.688	6	24	30	32.6	15	8	15	1	7	43	66.3
Jacksonville St.	01/02/2026	64-67	L	24-55	.436	11-32	.344	5-6	.833	6	20	26	32.1	19	12	8	5	4	64	66.1
Kennesaw St.	01/04/2026	67-52	W	26-52	.500	5-15	.333	10-17	.588	6	28	34	32.2	14	12	10	8	8	67	66.1
at Sam Houston	01/08/2026	60-72	L	21-53	.396	10-32	.313	8-12	.667	6	26	32	32.2	17	12	9	4	4	60	65.7
at Louisiana Tech	01/10/2026	68-70	Lot	24-52	.462	9-24	.375	11-15	.733	6	26	32	32.2	20	15	12	2	4	68	65.9
UTEP	01/15/2026	69-70	L	22-54	.407	10-22	.455	15-21	.714	11	28	39	32.6	13	14	8	1	1	69	66.1
New Mexico St.	01/17/2026	68-97	L	23-52	.442	9-22	.409	13-18	.722	6	18	24	32.1	10	12	6	1	1	68	66.2
at Liberty	01/24/2026	51-67	L	19-41	.463	6-16	.375	7-13	.538	1	26	27	31.8	11	6	16	2	6	51	65.4
at New Mexico St.	01/28/2026	73-64	W	25-47	.532	8-22	.364	15-15	1.000	4	23	27	31.6	7	8	10	3	8	73	65.8
at UTEP	01/31/2026	55-70	L	13-49	.265	2-23	.087	27-29	.931	14	24	38	31.9	16	7	14	0	5	55	65.2
Total		1370		482-1107	.435	171-492	.348	235-314	.748	147	523	670	31.9	300	261	257	68	114	1370	65.2
Opponents		1500		523-1232	.425	176-520	.338	278-364	.764	225	509	734	35.0	292	295	191	67	162	1500	71.4

Delaware Averages

Games Played	Points/game	FG Pct	3FG Pct	FT Pct	Rebounds/game	Assists/game	Turnovers/game	Assist/Turnover ratio	Steals/game	Blocks/game
21	65.2	43.5	34.8	74.8	31.9	12.4	12.2	1.0	5.4	3.2

delaware BOX SCORES

GAME 1 - BUCKNELL 78, DELAWARE 70



Official Basketball Box Score - Final
Delaware at Bucknell
 11/03/25 Soja Pavilion, Lewisburg, Pa.
 2025-26 Men's Basketball

Game Time: 7:00 PM
 Game Duration: 2:01
 Attendance: 1,431

Officials: Bruce Rothwell, Andre Robertson, Rob Rylir Jr.

Delaware - 70

Record: 0-1

NO. Name	Min	FG M-A	3P M-A	FT M-A	Reb Drs Tot	Fouls PF Fd	TP	AS	TO	ST	Blocks BS	BA	e/-			
5 Macon Emory	F 33:37	5-12	0-5	3-4	6	4	10	3	3	1	1	2	1	0	-14	
44 Tyler Houser	F 27:32	5-12	2-4	0-0	3	3	6	4	2	12	0	1	0	1	2	-5
00 Christian Bliss	G 35:56	6-15	2-4	2-2	0	3	3	2	13	6	3	2	0	1	1	-11
3 Cavan Reilly	G 22:45	1-8	0-5	1-2	0	1	1	0	2	3	1	2	1	0	0	-10
55 Jameel Brown	G 30:14	6-12	4-6	3-6	1	4	5	2	5	19	1	3	2	0	1	-4
1 Macon Ellison	26:35	2-5	1-3	1-2	0	1	1	4	3	6	1	1	2	0	0	-3
15 Houston Emory	12:28	0-0	0-0	0-0	2	2	2	1	0	0	1	0	0	3	0	-3
11 Jayden Taylor	06:23	0-0	0-0	1-2	1	1	2	0	0	1	1	1	0	0	0	6
20 Alex Kazanecki	04:30	0-0	0-0	0-0	0	0	0	0	0	1	0	1	0	0	0	4
Team					1	3	4	0	0	0	0	0	0	0	0	
Totals		25-64	9-27	11-18	12	22	34	17	20	70	12	12	10	5	4	-8

Major Fouls: NONE

Bucknell - 78

Record: 1-0

NO. Name		Min	FG	3P	FT	Rebounds	Fouls	TP	AS	TO	ST	Blocks	BS	BA	+/-
		M-A	M-A	M-A	M-A	OR	DR	TOT							
4 Ruot Bijek	F 35:44	5-13	2-5	2-2	3	4	7	3	2	14	1	5	0	1	0
22 Amon Dörries	F 22:46	8-10	1-3	3-4	1	4	5	3	3	20	2	3	1	1	0
1 Jayden Williams	G 34:15	3-8	3-5	4-4	0	4	4	2	5	13	6	2	1	0	1
10 Brandon McCreesh	G 24:31	2-6	1-2	3-4	1	4	5	0	3	8	2	0	0	0	0
24 Achille Spadone	G 32:36	3-10	1-5	0-0	0	5	5	2	1	7	1	3	3	0	2
21 Pat Curtin	13:21	3-7	1-3	0-0	0	0	0	2	0	7	1	0	1	0	0
23 Grigor Broic	15:54	2-6	0-0	0-0	4	1	5	2	1	4	0	0	0	2	2
3 Aleksander Pachucki	07:47	1-1	0-0	0-0	0	1	1	2	0	2	0	0	0	0	0
5 Josh Fulton	05:22	0-0	0-0	0-0	2	2	2	1	1	0	0	0	1	0	0
12 Quin Berger	07:44	1-1	1-1	0-0	1	2	3	2	1	3	1	0	0	0	0
Team					2	3	5	0	0	0	0	0	0	0	
Totals		28-62	10-24	12-14	12	30	42	20	17	78	14	13	7	4	5

Major Fouls: NONE

	DEL	BUCK
Biggest lead	5 (1 st 18:55)	16 (2 nd 6:33)
Best Scoring Run	13 (2 nd 4:05)	14 (1 st 14:23)
Lead Changes	1	
Times Tied	1	
Time with Lead	02:17	36:48

Points from Turnovers	DEL	BUCK
Paint	30	30
Second Chance	19	13
Fast Breaks	8	8
Bench	7	16

Period by Period Scoring	1st	2nd	TOT
DEL	28	42	70
BUCK	34	44	78

Shooting By Period	1 st	2 nd	3 rd	4 th	OT
FG%	10-34 29.4%				
3PT%	1-10 10.0%				
FT%	7-12 58.3%				
2 nd FG%	15-30 50.0%				
3PT%	8-17 47.1%				
FT%	4-6 66.7%				
GM FG%	25-64 39.1%				
3PT%	9-27 33.3%				
FT%	11-18 61.1%				

Dead Ball Rebounds: 4-0

Shooting By Period	1 st	2 nd	3 rd	4 th	OT
FG%	13-35 37.1%				
3PT%	4-11 36.4%				
FT%	4-6 66.7%				
2 nd FG%	15-27 55.6%				
3PT%	6-13 46.2%				
FT%	9-9 100%				
GM FG%	26-62 45.2%				
3PT%	10-24 41.7%				
FT%	12-14 85.7%				

Dead Ball Rebounds: 2-0

GAME 2 - WILMINGTON 71, DELAWARE 62



Official Basketball Box Score - Final
Wilmington (DE) at Delaware
 11/07/25 Bob Carpenter Center, Newark
 2025-26 Men's Basketball

Game Time: 11:00 AM
 Game Duration: 1:50
 Attendance: 1,187

Officials: Matt Jarman, James Curran, Dan Powers

Wilmington (DE) - 71

Record: 0-0

NO. Name		Min	FG M-A	3P M-A	FT M-A	Rebounds OR DR	Fouls PF	TP F	AS	TO	ST	Blocks BS	BA				
11 Tre Hawkins	F	38:15	6-18	1-3	8-8	1 9	10	1	5	21	0	1	1	2	2	4	
1 Denim Perkins	G	31:36	1-4	1-1	1-6	0 3	3	3	5	4	4	1	1	5	0	1	9
2 Jaden Guy	G	34:58	7-12	1-3	3-5	3 8	11	3	4	18	1	1	1	0	1	14	8
3 Jaylin Horsey	G	35:27	4-17	2-11	0-0	1 1	2	0	2	10	2	1	2	0	0	0	1
5 Akeem Taylor	G	37:35	4-9	0-0	2-2	1 6	7	3	2	10	1	1	1	0	1	8	8
0 Hiram Alexander		14:58	2-2	0-0	2-2	2 0	2	2	1	6	0	0	0	1	0	5	4
23 Elson Berhanu		05:47	1-4	0-3	0-0	1 1	2	0	0	2	0	0	0	0	0	0	4
13 Amaldo Rodriguez		00:21	0-0	0-0	0-0	0 0	0	0	0	0	0	0	0	0	0	0	0
14 Jadyen Humber		00:21	0-0	0-0	0-0	0 0	0	0	0	0	0	0	0	0	0	0	0
22 Jordan Moore		00:21	0-0	0-0	0-0	0 0	0	0	0	0	0	0	0	0	0	0	0
34 Fidel Mpanzo		00:21	0-0	0-0	0-0	0 0	0	0	0	0	0	0	0	0	0	0	0
Team						2 0	2	0	0	0	0	0	0	0	0	0	2
Totals			25-66	5-21	16-23	11 28	39	12	19	71	8	7	10	3	5	9	9

Major Fouls: NONE

Delaware - 62

Record: 0-1

NO. Name		Min	FG M-A	3P M-A	FT M-A	Rebounds DR TOT	Fouls P F	TP	AS	TO	ST	Blocks	BS	+/-
5 Macon Emory	F	36:43	5-11	1-3	0-0	3 11 14	1 2	11	1	3	1	0	1	-5
44 Tyler Houser	F	30:36	5-10	0-2	0-0	2 4 6	3 0	10	0	2	0	1	1	-13
00 Christian Bliss	G	38:21	4-12	2-6	3-3	2 5 7	5 1	13	8	3	1	0	2	-5
20 Alex Kazanecki	G	24:51	3-9	0-6	2-2	0 6 6	1 2	8	1	1	0	0	0	-14
55 Jameel Brown	G	24:55	0-6	0-4	3-3	0 2 2	0 1	3	0	4	1	2	0	-1
1 Macon Ellison		27:35	3-6	0-2	4-4	0 0 0	4 3	10	1	2	1	0	0	-5
15 Houston Emory		05:02	0-1	0-0	1-2	0 1 1	1 3	1	0	0	0	0	0	1
11 Jayden Taylor		11:05	2-4	0-1	2-4	2 3 5	2 2	6	0	1	0	1	0	-2
10 Brandon Balfone		00:52	0-0	0-0	0-0	0 0 0	0 0	0	0	0	0	0	0	0
Team						1 2 2	0 0	0	0	0	0	0	0	0
Totals			22-59	3-24	15-18	10 33 43	19 12	62	11	16	4	5	3	-9

Major Fouls: NONE

	Wilmin	Delawa
Biggest lead	14 (2 nd 4:11)	6 (1 st 15:07)
Best Scoring Run	8 (1 st 9:31)	7 (1 st 2:07)
Lead Changes	4	
Times Tied	7	
Time with Lead	29:27	05:26

Points from Turnovers	Wilmin	Delawa
Paint	19	5
Second Chance	40	34
Fast Breaks	14	11
Bench	20	8

Period by Period Scoring	1st	2nd	TOT
Wilmin	38	33	71
Delawa	37	25	62

GAME 3 - NO. 7 BYU 85, DELAWARE 68



Official Basketball Box Score - Final
Delaware at BYU
 11/11/25 Marriott Center, Provo
 2025-26 Men's Basketball

Game Time: 7:00 PM
 Game Duration: 2:02
 Attendance: 18,299

Officials: Tony Padilla, Ray Nail, Jason Garretson

Delaware - 68

Record: 0-1

NO.	Name		Min	FG	3P	FT	Rebounds	Fouls	TP	AS	TO	ST	Blocks	BS	BA	+/-		
				M-A	M-A	M-A	OR	OT	FT									
5	Macon Emory	F	36:03	7-11	2-4	2-2	3	4	7	4	2	18	1	1	0	1	-13	
11	Jayden Taylor	F	36:53	2-5	1-2	2-2	1	2	3	1	1	7	0	0	0	1	-21	
44	Tyler Houser	F	28:11	4-8	2-3	0-0	3	0	3	2	0	10	1	1	0	0	-14	
00	Christian Bliss	G	39:44	7-17	4-7	4-0	0	6	6	2	2	18	5	3	2	0	-19	
55	Jameel Brown	G	30:56	3-12	2-7	3-3	0	2	2	3	1	11	1	0	3	0	-19	
1	Mason Ellison		15:16	1-4	0-1	0-2	0	0	0	2	2	0	0	0	0	0	-11	
15	Houston Emory		10:02	1-1	0-0	0-0	0	1	1	1	1	2	0	0	1	1	0	4
20	Alex Kazanecki		02:23	0-0	0-0	0-0	0	0	0	0	0	0	0	0	0	0	0	6
10	Brandon Balfone		00:16	0-0	0-0	0-0	0	0	0	0	0	0	0	0	0	0	0	2
12	Alex McFadden		00:16	0-0	0-0	0-0	0	0	0	0	0	0	0	0	0	0	0	0
Team							0	3	3	0	0	0	0	0	0	0	0	1
Totals				25-58	11-24	7-9	7	18	25	15	9	68	8	5	6	3	4	-17

Major Fouls: NONE

BYU - 85

Record: 1-0

NO. Name	Min	FG	3P	FT	Rebounds	Fouls	TP	AS	TO	ST	Blocks	BS	BA	+/-		
3 AJ Dybantsa	F 29:25	7-12	1-4	3-3	4	3	4	2	8	18	2	3	1	0	18	
13 Keba Keita	C 23:45	3-5	0-0	2-2	2	3	5	2	1	8	0	1	1	1	-3	
1 Robert Wright III	G 36:17	9-17	4-7	4-4	5	4	9	0	2	26	9	2	0	1	0	
1 Richie Saunders	G 33:08	9-16	6-11	2-4	2	8	10	0	2	26	2	1	1	1	23	
25 Dawson Baker	G 25:05	1-5	1-3	0	6	6	1	0	0	0	0	0	0	0	9	
5 Mihailo Boskovic	13:16	1-2	0-1	2-2	1	0	1	1	1	4	0	0	0	0	14	
7 Khadim Mboup	08:30	0-2	0-0	0-0	2	0	2	1	0	0	0	1	0	0	11	
2 Tyler Mrus	19:14	0-4	0-4	0-0	0	1	1	1	0	0	0	0	1	0	16	
24 Dominique Diomande	06:07	0-2	0-1	0-0	0	0	0	0	0	0	0	0	0	0	1	
6 Aleksiej Kostic	02:23	0-1	0-0	0-0	0	0	1	0	0	0	0	0	0	0	-6	
33 Xavier Samuel	02:25	0-0	0-0	0-0	0	0	0	0	0	0	0	0	0	0	-2	
51 Jarek McGregor	00:25	0-0	0-0	0-0	0	0	0	0	0	0	0	0	0	1	-5	
Team					3	1	4	0	0	0	0	0				
Totals		30-66	12-32	13-15	19	27	46	9	15	85	14	7	4	4	3	17

delaware
BOX SCORES

GAME 5 - SOUTHERN ILLINOIS 79, DELAWARE 59



Official Basketball Box Score - Final
Southern Ill. at Delaware
11/23/25 Adams-Jenkins Complex, Jacksonville
2025-26 Men's Basketball

Game Time: 3:00 PM
Game Duration: 1:46
Attendance: 346

Officials: Ron Tyburski, Chase Shaw, Felix Fuerste

Southern Ill. - 79

Record: 1-0

NO.	Name	Min	FG	3P	FT	Rebounds	Fouls	TP	AS	TO	ST	Blocks	BS
						OR	DR	TOT	PF	FD			BA
0	Rolyns Aigbe	F 25:26	2-7	0-0	3-4	3	3	6	2	3	7	0	3
8	Prince Aigbe	F 28:42	6-7	0-0	0	6	6	0	0	12	0	2	0
2	QuellRon House	G 27:58	3-7	1-1	3-5	0	5	5	0	3	10	2	0
10	Damien Mayo Jr.	G 27:46	2-4	0-1	2-3	0	3	3	1	2	6	5	0
21	Drew Stoffe	G 24:50	5-11	2-6	0-0	1	1	1	0	12	3	3	0
4	Davion Sykes	15:49	4-7	0-1	4-4	2	2	4	2	12	1	0	4
5	Jalen Haynes	13:02	1-3	0-2	5-5	0	1	1	0	3	7	1	0
9	Isaiah Stafford	18:50	5-10	0-3	3-4	0	1	1	1	13	2	1	1
25	Jorge Moreno	09:29	0-2	0-0	0	0	3	3	1	0	0	0	0
3	Caden Hawkins	03:32	0-0	0-0	0-0	0	0	0	0	0	0	0	0
35	Max Pikaar	03:32	0-2	0-1	0-0	0	0	0	0	0	0	0	0
33	Jaheem Webber	00:59	0-0	0-0	0-0	0	0	0	1	0	0	0	0
Team						3	2	5	0	0	0	0	0
Totals			28-60	3-15	20-25	14	21	35	9	14	79	16	10

Major Fouls: NONE

Delaware - 59

Record: 0-1

NO.	Name	Min	FG	3P	FT	Rebounds	Fouls	TP	AS	TO	ST	Blocks	BA				
			M-A	M-A	M-A	OR	DR	TOT	PF	FD		BS	BA				
5	Macon Emory	F 34:23	4-8	1-4	0-0	2	1	3	4	0	9	1	3	2	0	-17	
44	Tyler Houser	F 29:07	2-8	1-3	0-0	0	2	2	2	5	2	0	1	0	0	-23	
00	Christian Bliss	G 33:32	2-10	1-8	2-2	1	2	3	0	1	7	7	5	2	0	-16	
1	Mason Ellison	G 26:44	3-7	0-3	1-1	0	4	4	4	2	7	1	3	1	0	-21	
4	Justyn Fernandez	G 33:08	5-11	1-6	1-2	0	6	6	2	2	12	3	4	0	0	-27	
15	Houston Emory	09:54	1-1	0-0	0	0	1	1	1	1	2	1	2	0	0	-7	
20	Alex Kazanecki	26:17	6-9	4-6	1-2	0	2	2	1	1	17	0	0	0	0	-3	
11	Jayden Taylor	06:55	0-1	0-0	0-0	0	0	0	1	0	0	0	0	0	0	0	
Team						6	2	8	0	0	2	0	0	0	0	0	
Totals			23-55	8-30	5-7	9	20	29	15	9	59	15	19	6	0	5	-20

Major Fouls: Emory (TF) 2nd 1:01

	SIL	DEL
Biggest lead	26 (2 nd 1:01)	0 (1 st 20:00)
Best Scoring Run	12 (1 st 13:45)	8 (1 st 7:08)
Lead Changes	0	0
Times Tied	1	0
Time with Lead	39:25	00:00

Points from Turnovers	SIL	DEL
Paint	24	13
Second Chance	14	6
Fast Breaks	14	3
Bench	32	19

Period by Period Scoring	1st	2nd	TOT
SIL	33	46	79
DEL	24	35	59

Shooting By Period	1 st FG%	2 nd FG%	3 rd FG%	4 th FG%	5 th FG%
1 st FG%	10-32 31.3%	4-19 21.1%	9-20 45.0%	13-23 56.5%	11-27 40.7%
2 nd FG%	13-23 56.5%	4-11 36.4%	5-7 71.4%	23-55 41.8%	8-30 26.7%
3 rd FG%	5-7 71.4%	23-55 41.8%	8-30 26.7%	5-7 71.4%	
4 th FG%	13-23 56.5%	4-11 36.4%	5-7 71.4%	23-55 41.8%	8-30 26.7%
5 th FG%	11-27 40.7%	4-19 21.1%	9-20 45.0%	13-23 56.5%	11-27 40.7%

Dead Ball Rebounds: 3, 0

GAME 6 - DELAWARE 73, UNCG 60



Official Basketball Box Score - Final
UNC Greensboro at Delaware
11/25/25 Adams-Jenkins Complex, Jacksonville
2025-26 Men's Basketball

Game Time: 1:30 PM
Game Duration: 1:41
Attendance: 146

Officials: Blake Harris, Jason Deering, John Johnson

UNC Greensboro - 60

Record: 0-1

NO.	Name	Min	FG	3P	FT	OR	DR	Fouls	PF	TP	AS	TO	ST	Blocks	BS	BA	
			M-A	M-A	M-A	OR	DR	TOT	PF	FD				BS	BA		
12	Justin Neely	F 32:30	1-7	0-1	6-8	4	6	10	2	4	8	3	4	1	0	1	
16	Domas Kauzonas	F 10:47	0-0	0-0	0-0	0	1	1	0	0	0	0	0	1	0	10	
13	Donald Whitehead, Jr.	G 29:31	4-11	2-8	2-3	0	3	3	0	3	12	1	1	0	0	2	
21	KJ Younger	G 29:14	1-8	0-3	8-9	0	6	6	0	5	10	2	2	1	0	-21	
45	Lilian Marville	G 26:51	6-10	5-7	0-0	0	3	3	0	1	17	0	2	0	0	-10	
11	Valentino Pinedo	23:37	1-1	0-0	2-2	2	1	3	3	2	4	0	0	0	1	0	
24	Landon King	08:15	0-3	0-2	0-0	0	0	0	0	0	0	0	0	0	0	-14	
6	Noah Norgaard	15:23	1-6	1-4	0-0	0	1	1	0	0	3	1	0	1	0	-4	
4	Assane Mandian	23:52	2-7	2-5	0-0	0	0	0	0	0	6	0	0	2	0	-2	
Team						2	1	3	0	0	0	0	0	0	0	0	
Totals			16-53	10-30	18-22	8	22	30	5	15	80	7	9	6	1	2	-13

Major Fouls: NONE

Delaware - 73

Record: 1-0

NO.	Name	Min	FG	3P	FT	Rebounds	Fouls	TP	AS	TO	ST	Blocks	B/+				
			M/A	M/A	M/A	OR	DR	TOT	PF	FD		BS	BA				
5	Macon Emory	F 38:15	7-11	2-4	2-4	0	5	5	1	2	18	1	1	0	0	0	16
44	Tyler Houser	F 35:53	9-12	6-6	0-0	3	7	10	4	0	24	1	1	0	0	0	25
00	Christian Bliss	G 40:00	6-13	4-8	1-2	1	5	6	3	1	17	11	3	3	0	0	13
44	Justyn Fernandez	G 33:17	5-11	1-2	0-0	0	7	7	3	1	12	2	3	1	1	0	21
20	Alex Kazanecki	G 40:00	1-4	0-3	0-0	0	2	2	3	0	2	1	1	0	0	0	13
1	Mason Ellison	05:16	0-2	0-1	0-0	0	1	1	0	0	0	0	0	0	0	0	0
15	Houston Emory	02:40	0-0	0-0	0-0	0	2	2	0	0	0	0	0	0	0	0	-4
11	Jayden Taylor	03:12	0-0	0-0	0-0	0	0	0	1	0	0	0	0	0	0	0	-11
35	Bouna Kebe	01:27	0-1	0-0	0-0	0	0	0	0	0	0	0	0	0	0	0	-8
Team						1	2	3	0	0	2	0	0	0	0	0	0
Totals			28-54	13-25	4-8	5	31	36	15	5	73	16	11	6	2	1	13

Major Fouls: NONE

	UNC	DEL
Biggest lead	12 (1 st 9:42)	14 (2 nd 1:20)
Best Scoring Run	14 (1 st 9:42)	9 (1 st 2:52)
Lead Changes	2	2
Times Tied	4	4
Time with Lead	14:52	18:38

Points from Turnovers	UNC	DEL
Paint	8	11
Second Chance	5	2
Fast Breaks	11	3
Bench	13	0

Period by Period Scoring	1st	2nd	TOT
UNC	29	31	60
DEL	27	46	73

Shooting By Period	1 st FG%	2 nd FG%	3 rd FG%	4 th FG%	5 th FG%
1 st FG%	10-29 34.5%	6-15 40.0%	3-11 27.3%	18-25 72.0%	7-10 70.0%
2 nd FG%	18-25 72.0%	7-10 70.0%	3-11 27.3%	28-54 51.9%	13-25 52.0%
3 rd FG%	6-15 40.0%	3-11 27.3%	18-25 72.0%	7-10 70.0%	13-25 52.0%
4 th FG%	3-11 27.3%	18-25 72.0%	7-10 70.0%	28-54 51.9%	13-25 52.0%
5 th FG%	18-25 72.0%	7-10 70.0%	3-11 27.3%	18-25 72.0%	7-10 70.0%

Dead Ball Rebounds: 3, 0

GAME 7 - IONA 89, DELAWARE 66



Official Basketball Box Score - Final
Iona at Delaware
12/01/25 Bob Carpenter Center, Newark
2025-26 Men's Basketball

Game Time: 7:00 PM
Game Duration: 1:45
Attendance: 2,032

Officials: James Breeding, Garrick Shannon, Brian Dorsey

Iona - 89

Record: 6-2

NO.	Name	Min	FG	3P	FT	OR	DR	Fouls	TP	AS	TO	ST	Blocks	BS	BA		
			M-A	M-A	M-A	OR	DR	TOT	PF	FD							
9	Lamin Sabally	F 28:01	4-7	0-1	6-9	2	4	6	2	5	14	8	2	4	0	26	
44	Alliou Fall	F 19:56	1-2	0-0	1-2	0	3	3	3	1	3	1	0	0	2	-4	
0	Keshawn Williams	G 22:40	2-7	0-3	1-1	0	6	6	0	1	5	1	0	0	0	6	
2	Denver Anglin	G 25:46	4-7	3-6	0-0	0	0	0	1	0	11	2	2	0	0	15	
11	C.J. Anthony	G 32:09	9-14	3-6	5-5	0	3	3	2	3	26	2	2	3	0	26	
4	Khalil Badru	16:07	2-2	0-0	0	0	3	3	0	1	4	0	1	0	0	17	
30	Toby Harris	24:09	4-6	3-5	2-2	0	4	4	1	0	13	1	1	0	1	24	
3	Chase Cormier	13:44	1-3	1-2	0-0	0	2	2	1	1	3	0	0	0	0	-2	
7	Luke Jungers	15:56	4-4	2-2	0-0	2	2	2	0	10	1	0	1	1	0	7	
12	Oscar Hounoulinier	00:46	0-0	0-0	0-0	0	1	1	0	0	0	0	0	0	0	0	
31	Connor Horan	00:46	0-1	0-1	0-0	0	0	0	0	0	0	0	0	0	0	0	
Team						0	1	1	0	0	0	0	0	0	0	0	
Totals			31-53	12-26	15-19	2	29	31	12	12	89	16	10	9	4	0	23

Major Fouls: NONE

Delaware - 66

delaware
BOX SCORES

GAME 9 - DELAWARE 70, GEORGE WASHINGTON 58

Official Basketball Box Score - Final
Delaware at George Washington
12/10/25 Charles E. Smith Center, Washington
2025-26 Men's BasketballGame Time: 7:00 PM
Game Duration: 2:08
Attendance: 1,849

Officials: Tommy Morrissey, Brian O'Connell, Justin Portfield

Delaware - 70

Record: 3-6

														Shooting By Period											
NO.	Name	Min	FG	3P	FT	Reb	Tot	Fouls	PF	AS	TO	ST	Blocks	BA	+/-	1 st FG	1 st 3P	1 st FT	2 nd FG	2 nd 3P	2 nd FT	3 rd FG	3 rd 3P	3 rd FT	
35	Bouna Kebe	F 13:02	2-3	0-1	0-0	0	6	6	1	0	4	1	1	0	1	0	1	0	1	0	0	0	0	0	0
44	Tyler Houser	F 30:11	2-5	0-2	3-4	1	4	5	4	2	7	2	4	0	1	0	10	0	10	2 nd FG	13:25	48.0%	3PT%	4.10	40.0%
00	Christian Bliss	G 40:00	4-7	2-4	2-2	0	9	9	3	5	12	8	4	2	1	0	10	0	10	3PT%	4.10	40.0%	3PT%	4.10	40.0%
4	Justyn Fernandez	G 40:00	11-21	5-7	0-0	2	5	7	2	0	27	1	5	1	1	5	12	0	12	1PT%	11:13	84.6%	GM FG%	25-49	51.0%
15	Houston Emory	08:22	0-1	0-0	0-0	0	0	0	0	0	0	0	0	0	0	0	0	0	0	0	0	0	0	0	
11	Jayden Taylor	06:25	1-1	0-0	0-0	1	1	2	0	0	2	0	0	0	0	0	0	0	0	0	0	0	0	0	
20	Alex Kazanecki	24:46	2-4	1-2	0-0	0	0	0	1	1	5	2	0	0	1	1	7	0	7	1PT%	11:13	84.6%	GM FG%	25-49	51.0%
Team						0	3	0	0	0	0	3													
Totals			25-49	9-20	11-13	4	30	34	15	11	70	16	18	4	7	7	12								
														Dead Ball Rebounds: 3											

Shooting By Period	
1 st FG%	13-24 54.2%
3PT%	5-10 50.0%
FT%	0-0 0%
2 nd FG%	12-25 48.0%
3PT%	4-10 40.0%
FT%	11-13 84.6%
GM FG%	25-49 51.0%
3PT%	9-20 45.0%
FT%	11-13 84.6%

Dead Ball Rebounds: 3/0

George Washington - 58

Record: 8-3

NO.	Name	Min	FG M/A	3P M/A	FT M/A	Rebounds		Fouls PF/FD	TP	AS	TO	ST	BS BA	+/-	Shooting By Period					
						OR	DR								OT	OT	OT	OT		
24	Tyrene Marshall	F 19:24	1-4	0-0	1-2	3	1	1	3	3	3	1	2	1	-9	1 st FG	10-27	37.0%		
30	Rafael Castro	C 29:13	4-8	0-0	1-4	1	6	7	2	9	0	3	6	1	0	-10	2 nd FG	5-8	62.5%	
0	Trey Autry	G 31:26	5-11	4-9	3-4	1	0	1	3	2	17	1	1	1	1	-10	3 rd FG	8-35	22.9%	
2	Christian Jones	G 16:56	0-5	0-1	2-2	1	0	1	0	1	2	2	2	0	0	-11	3 rd FT	4-17	23.5%	
11	Bubu Benjamin	G 25:28	3-8	2-6	0-0	4	0	4	2	1	8	1	1	1	0	-6	FT	9-14	64.3%	
3	Tre Dinkins	20:02	2-7	2-5	0-0	2	2	0	1	6	1	2	0	1	0	-5	GM FG	18-62	29.0%	
7	Jean Aranguren	24:46	0-6	0-2	1-2	3	1	4	3	2	1	6	0	1	1	-4	3 rd FT	8-28	28.6%	
9	Garrett Johnson	19:52	3-9	0-3	4-6	2	5	7	1	3	10	1	0	1	1	0	FT	14-22	63.6%	
33	Luke Hunger	10:47	0-3	0-1	2-2	2	0	2	0	1	2	0	0	0	0	-2	Dear Ball Rebounds: 53.6%			
5	Ty Bevins	02:06	0-1	0-1	0-0	0	0	0	1	0	0	0	0	0	0	-4				
Team						2	2	4	0	0	0	0	0	0	0					
Totals						18-62	8-28	14-22	17	18	35	12	14	58	15	12	11	7	7	-12

Shooting By Period	
1 st FG%	10-27 37.0%
3PT%	4-11 36.4%
FT%	5-8 62.5%
2 nd FG%	8-35 22.9%
3PT%	4-17 23.5%
FT%	9-14 64.3%
GM FG%	19-62 30.6%
3PT%	9-28 28.6%
FT%	14-22 63.6%

Dead Ball Rebounds: 5/1

Major Fouls: Benjamin (TF) 1 9:59

	DEL	GW
Biggest lead	13 (1 st 9:44)	0 (1 st 20:00)
Best Scoring Run	9 (1 st 13:08)	7 (1 st 3:51)
Lead Changes	0	
Times Tied	1	
Time with Lead	39:11	00:00

Points from Turnovers	DEL	GW
Paint	22	20
Second Chance	6	7
Fast Breaks	9	10
Bench	7	19

Period by Period Scoring	1st	2nd	TOT
DEL	31	39	70
GW	29	29	58

GAME 11 - DELAWARE 65, RIDER 57

Official Basketball Box Score - Final
Rider at Delaware
12/10/25 Bob Carpenter Center, Newark, Del.
2025-26 Men's BasketballGame Time: 7:00 PM
Game Duration: 2:00
Attendance: 1,189

Officials: Rob Rorkie, Mike Nance, Hunter Allen

Rider - 57

Record: 1-9

NO. Name		Min	FG		3P		MT		Rebouts		Fouls		TP	AS	TO	ST	Blocks		+/-
			M	A	M	A	M	A	OR	DR	OT	PF					FD	BS	
Shooting By Period																			
1 st		FG%	10-28	35.7%															
2 nd		FG%	3-12	25.0%															
3 rd		FT%	2-2	100%															
2 nd FG% 12-33 36.4%																			
3 rd		FT%	1-3	7.7%															
4 th		FT%	7-7	100%															
GM FG%		22-61	36.1%																
3 rd		FT%	4-5	16.0%															
FT%		9-9	100.0%																
Dead Ball Rebounds: 0-0																			
Team																			
Totals			22-61	4-25	9-9	11	22	33	14	11	57	10	9	4	0	5	-8		

Shooting By Period	
1 st FG%	10-28 35.7%
3PT%	3-12 25.0%
FT%	2-2 100%
2 nd FG%	12-33 36.4%
3PT%	1-13 7.7%
FT%	7-7 100%
GM FG%	22-61 36.1%
3PT%	4-25 16.0%
FT%	9-9 100.0%

Dead Ball Rebounds: 0/0

Delaware - 65

Record: 4-7

NO.	Name	Min	FG	3P	FT	Rebounds		Fouls	TP	AS	TO	ST	BS	BA	+/-	Shooting By Period		
			M/A	M/A	M/A	OR	DR	TOT	PF	FD	TS	TS	TS	TS		TS	1 st FG	2 nd FG
5	Macon Emory	F 36:52	4-11	0-4	9-10	2	7	9	1	5	17	1	0	1	0	7	3PT%: 2-7	28.6%
35	Bouna Kebe	F 11:08	1-2	0-1	0-0	0	2	2	0	0	2	0	0	0	0	1	FT%: 0-4	50.0%
44	Tyler Houser	F 27:53	3-6	1-2	2-2	1	3	4	1	1	9	2	1	0	1	0	3PT%: 0-3	33.3%
00	Christian Bliss	G 40:00	4-11	0-3	2-2	0	9	9	3	5	10	7	5	2	1	0	3PT%: 3-9	33.3%
4	Justyn Fernandez	G 38:12	5-10	2-4	0-2	0	3	3	1	1	12	4	2	0	1	0	FT%: 13-14	92.9%
20	Alex Kazanecki	28:52	3-3	2-2	0-0	0	1	1	1	0	8	0	0	0	0	0	GM FG%: 22-47	46.8%
15	Houston Emory	12:08	1-2	0-0	1-2	0	1	1	1	1	3	0	0	0	1	0	3PT%: 5-16	31.3%
11	Jayden Taylor	04:56	1-2	0-0	2-2	0	0	0	1	4	0	0	0	0	0	0	FT%: 15-20	75.0%
																Dead Ball Rebounds: 3		
Totals			22-47	5-16	16-20	4	28	32	11	14	65	14	9	5	5	0	8	

Shooting By Period	
1 st FG%	13-24 54.2%
3PT%	2-7 28.6%
FT%	3-6 50%
2 nd FG%	9-23 39.1%
3PT%	3-9 33.3%
FT%	13-14 92.9%
GM FG%	22-47 46.8%
3PT%	5-16 31.3%
FT%	16-20 80.0%

Dead Ball Rebounds: 3/0

Major Fouls: NONE

	RIDER	HENS
Biggest lead	2 (1 st 18:57)	12 (1 st 6:34)
Best Scoring Run	6 (2 nd 5:52)	12 (1 st 6:34)
Lead Changes	1	
Times Tied	4	
Time with Lead	01:21	34:40

Points from Turnovers	RIDER	HENS
Paint	26	30
Second Chance	16	4
Fast Breaks	6	6
Bench	13	15

Period by Period Scoring	1st	2nd	TOT
RIDER	25	32	57
HENS	31	34	65

GAME 10 - CSUN 88, DELAWARE 66

Official Basketball Box Score - Final
CSUN at Delaware
12/13/25 Bob Carpenter Center, Newark
2025-26 Men's BasketballGame Time: 1:00 PM
Game Duration: 1:42
Attendance: 1,517

Officials: Craig Marley, Eric Lowe, Nick Meyer

CSUN - 88

Record: 6-5

NO.	Name	Min	FG		3P		FT		Rebounds		Fouls		TP		AS		TO		ST		Blocks		+/-
			M	A	M	A	M	A	OR	DR	PF	FT	M	A	M	A	M	A	M	A	BS	BA	
1	Darius Loury	F 26:28	4	7	4	5	0	0	2	4	6	1	0	12	3	0	1	2	0	1	33	0	
11	Mahmoud Fofana	F 23:01	5	6	0	0	2	2	0	2	0	0	1	12	1	2	0	1	1	16	0		
2	Larry Hughes II	G 34:15	7	17	3	11	6	6	0	7	7	1	2	23	3	5	1	1	30	0			
4	Josiah Davis	G 29:47	3	11	0	0	2	4	3	5	4	2	8	2	2	1	0	2	11	0			
7	Joshua O'Garro	G 35:58	7	12	3	5	1	2	1	7	8	1	1	18	4	0	1	2	0	33	0		
13	Aleks Szymczyk	03:04	0	0	0	0	0	0	0	0	0	1	0	0	0	0	0	0	0	-4	0		
33	Jordan Brinson	16:10	1	2	0	0	0	0	1	2	3	1	1	2	6	0	0	0	0	1	4	0	
5	James Evans Jr.	11:59	3	5	1	2	0	0	1	1	2	3	1	7	2	0	2	1	1	-6	0		
21	Grady Lewis	13:55	3	4	0	0	0	0	0	1	1	0	1	0	6	0	1	0	0	1	0	0	
15	Jai Chisolm	03:02	0	0	0	0	0	0	0	0	0	2	0	0	0	0	0	0	0	-7	0		
20	Robert Thibiant	01:11	0	1	0	0	0	0	0	0	0	0	0	0	0	0	0	0	0	-5	0		
24	Greg Gazarian	01:11	0	0	0	0	0	0	0	0	0	0	0	0	1	0	0	0	0	-5	0		
Team										4	0	4	0	0	0	1							
Totals					33-65	11-23	11-14	13	25	38	15	8	88	21	9	11	6	7	22				

Shooting By Period	
1 st FG%	18-32 56.3%
3PT%	6-14 42.9%
FT%	6-7 85.7%
2 nd FG%	15-33 45.5%
3PT%	5-9 55.6%
FT%	5-7 71.4%
GM FG%	33-65 50.8%
3PT%	11-23 47.8%
FT%	11-14 78.6%

Dead Ball Rebounds: 1/0

Delaware - 66

Record: 3-7

Delaware - 66			Record: 3-7																				
NO.	Name	Min	FG		3P		FT		Rebounds		Fouls		TP	AS	TO	ST	Blocks		+/-				
			M	A	M	A	M	A	OR	DR	TOT	PF					FD	BS		BA			
5	Macon Emory	F 30:49	2-10	0-5	2-2	0	6	6	1	2	6	1	4	3	1	1	-22	1 st FG% 10.29 34.5%					
35	Bouna Kebe	F 12:23	1-3	1-3	0-0	0	2	2	1	0	3	2	0	0	0	-10	3PT% 5-17 29.4%						
44	Tyler Houser	F 29:06	2-5	1-2	3-4	5	2	7	1	4	8	2	3	0	0	-22	FT% 3-3 100%						
00	Christian Bliss	G 37:58	5-12	5-11	6-7	1	4	5	2	6	21	5	3	1	1	-27	2 nd FG% 11.24 45.6%						
4	Justyn Fernandez	G 33:16	7-13	2-5	1-1	0	2	2	2	1	17	3	2	1	1	-27	3PT% 5-13 38.5%						
20	Alex Kazanecki	29:41	2-7	1-4	0-0	1	1	2	0	5	0	1	0	1	0	-12	FT% 11-15 73.3%						
15	Houston Emory	04:31	0-0	0-0	0-0	0	1	1	0	0	0	0	0	0	2	-7	GM FG% 21.53 39.6%						
11	Jayden Taylor	18:12	2-3	0-0	0-0	1	2	3	1	0	4	0	1	0	1	7	3PT% 10.30 33.3%						
10	Brandon Balfone	02:02	0-0	0-0	0-0	0	0	0	0	0	0	1	0	0	0	5	FT% 14-18 77.8%						
12	Alex McFadden	02:02	0-0	0-0	2-4	0	0	0	0	2	2	0	1	0	0	5	Dead Ball Rebounds: 2.0						
Team			1 1 2 0 0 0 1																				
Totals			21:53	10-30	14-18	9	21	30	8	15	66	14	5	6	7	6	-22						

delaware
BOX SCORES

GAME 13 - JACKSONVILLE STATE 67, DELAWARE 64

Official Basketball Box Score - Final
Jacksonville St. at Delaware
01/02/26 Bob Carpenter Center, Newark
2025-26 Men's BasketballGame Time: 7:00 PM
Game Duration: 2:00
Attendance: 1,686

Officials: Ryan Christian, Jabir Walker, Robert Foster

Jacksonville St. - 67

Record: 7-6 (2-0)

NO.	Name	Min	FG M-A	3P M-A	FT M-A	Rebounds OR DR TOT	Fouls PF FD	TP	AS	TO	ST	Blocks BS BA	+/-
21	Altior Anabitarde	F 03:54	0-0	0-0	0-0	0 0 0	0 0 0	0	0	0	0	0	2
0	AC Bryant	G 03:57	3-11	3-9	3-4	2 4 6	0 0 0	12	2	1	0	1	9
1	Marcus Fitzgerald Jr.	G 17:26	2-6	2-5	0-0	1 3 4	1 0 0	6	2	0	0	1	-5
2	Jacoby Hill	G 36:47	2-6	0-2	4-6	2 3 5	2 5 0	8	2	1	3	0	1
23	Mostapha El Moutaouakil	G 33:53	7-11	1-2	7-11	0 5 5	3 6 22	1	5	1	0	2	6
3	Jaye Nash	23:05	2-4	0-0	1-1	1 1 2	2 1 5	3	1	0	0	0	11
99	Iaroslav Niagu	17:55	0-0	0-0	1-2	1 3 4	0 0 1	1	0	0	1	1	-8
11	Jamar Franklin	07:16	1-2	1-2	0-0	0 1 1	0 0 0	3	0	0	0	0	-1
13	Emondrek Erkins-Ford	17:51	2-2	0-0	2-2	0 4 4	5 2 6	0	1	0	1	0	-8
42	Thomas Tut	04:08	2-2	0-0	0-0	0 0 0	0 0 0	4	0	0	0	0	5
7	Toby Nnadozie	01:48	0-0	0-0	0-0	0 0 0	0 0 0	0	0	0	0	0	-2
Team						0 1 1	0 0	0	2				
Totals			21-44	7-20	18-26	7 25 32	13 18 67	10	11	6	3	5	3

Major Fouls: Erkins-Ford (TF) 2nd 4:18

Delaware - 64

Record: 4-9 (0-2)

NO.	Name	Min	FG M-A	3P M-A	FT M-A	Rebounds OR DR TOT	Fouls PF FD	TP	AS	TO	ST	Blocks BS BA	+/-
5	Macon Emory	F 34:19	0-2	0-1	0-0	3 3 6	4 1 0	3	0	1	1	0	-4
11	Jayden Taylor	F 22:30	1-2	1-2	0-0	0 1 1	1 0 3	1	0	0	0	1	0
44	Tyler Houser	F 38:21	8-18	2-8	1-2	2 4 6	4 3 19	2	1	0	2	2	-2
00	Christian Bliss	G 40:00	9-18	5-11	4-4	0 4 4	3 7 27	6	2	2	0	1	-3
4	Justyn Fernandez	G 37:12	6-11	3-7	0-0	0 6 6	5 1 15	1	3	2	2	0	0
20	Alex Kazanecki	24:35	0-3	0-3	0-0	0 0 0	1 0 0	1	0	0	0	0	-5
35	Bouna Kebe	03:03	0-1	0-0	0-0	0 0 0	0 0 0	0	0	0	0	0	0
12	Alex McFadden	00:01	0-0	0-0	0-0	0 0 0	1 0 0	0	0	0	0	0	-1
Team						1 2 3	0 0	0	1				
Totals			24-55	11-32	5-6	6 20 26	19 12 64	12	8	4	5	3	3

Major Fouls: Houser (TF) 2nd 4:18

	JSU	DEL
Biggest lead	11 (1 st 2:23)	2 (1 st 19:44)
Best Scoring Run	8 (1 st 14:42)	11 (2 nd 17:37)
Lead Changes	9	
Times Tied	5	
Time with Lead	34:22	02:50

Points from	JSU	DEL
Turnovers	8	10
Paint	28	24
Second Chance	9	2
Fast Breaks	7	6
Bench	19	0

Period by Period Scoring			
	1st	2nd	TOT
JSU	36	31	67
DEL	31	33	64

Shooting By Period
1 st FG% 12-28 42.9%
3PT% 6-16 37.5%
FT% 1-2 50%
2 nd FG% 12-27 44.4%
3PT% 5-16 31.3%
FT% 4-4 100%
GM FG% 24-55 43.6%
3PT% 11-32 34.4%
FT% 5-6 83.3%

Dead Ball Rebounds: 1,0

GAME 15 - SAM HOUSTON 72, DELAWARE 60

Official Basketball Box Score - Final
Delaware at Sam Houston
01/08/26 Johnson Coliseum, Huntsville, Texas
2025-26 Men's BasketballGame Time: 6:30 PM
Game Duration: 1:58
Attendance: 675

Officials: Anthony Jordan, Lucas Santos, Bharat Rammanan

Delaware - 60

Record: 5-10 (1-3)

NO.	Name	Min	FG M-A	3P M-A	FT M-A	Rebounds OR DR TOT	Fouls PF FD	TP	AS	TO	ST	Blocks BS BA	+/-
5	Macon Emory	F 32:53	2-6	1-4	0-2	3 2 5	3 1 5	1	1	1	1	0	-14
11	Jayden Taylor	F 19:22	2-2	0-0	0-0	0 3 3	1 0 4	1	0	1	0	0	-14
44	Tyler Houser	F 38:04	6-12	2-7	1-2	0 7 7	5 2 15	2	1	0	1	0	-8
00	Christian Bliss	G 40:00	5-16	4-11	4-4	0 3 3	2 6 18	7	2	2	0	0	-12
4	Justyn Fernandez	G 36:59	5-13	3-8	2-2	0 5 5	4 4 15	1	3	0	2	1	-14
20	Alex Kazanecki	31:02	1-3	0-1	1-2	2 0 3	2 1 3	0	1	0	1	0	3
35	Bouna Kebe	01:40	0-1	0-1	0-0	0 0 0	0 0 0	0	0	0	0	0	-1
Team						1 3 4	0 0	0	1				
Totals			21-53	10-32	8-12	6 26 32	17 14 60	12	9	4	4	1	-12

Major Fouls: Fernandez (F1) 1st 18:03

Sam Houston - 72

Record: 9-6 (1-3)

NO.	Name	Min	FG M-A	3P M-A	FT M-A	Rebounds OR DR TOT	Fouls PF FD	TP	AS	TO	ST	Blocks BS BA	+/-
8	Veljko Ilic	F 28:35	7-13	0-0	1-3	5 8 13	2 4 15	4	0	1	0	1	13
4	Kashie Natt	G 17:39	2-4	1-2	4-4	1 3 4	3 2 9	1	1	1	0	0	12
5	Justin Bogg	G 21:57	3-7	1-2	4-4	0 3 3	4 3 11	3	1	2	0	0	8
25	Damon Nicholas Jr.	G 22:47	0-6	0-1	2-2	1 6 7	1 1 2	0	1	0	0	1	9
35	PoBoigh King	G 33:49	7-18	5-13	3-3	0 2 2	0 3 22	1	1	1	1	0	2
55	Jacob Walker	33:15	2-4	1-3	2-2	1 1 2	1 2 7	5	1	2	0	0	0
10	Jaxson Ford	10:50	3-3	0-0	0-0	3 3 6	1 0 6	0	0	0	0	0	-7
13	Isaiah Manning	14:01	0-3	0-0	0-0	1 0 1	0 1 0	0	0	0	0	0	0
2	Jacobe Coleman	08:52	0-4	0-2	0-0	2 2 1	1 0 0	0	0	0	0	0	1
1	CJ Beaumont	08:15	0-0	0-0	0-0	0 0 0	1 0 0	0	1	0	0	1	9
Team						3 1 4	0 0	0	0				
Totals			24-64	8-26	16-18	15 29 44	14 17 72	16	5	1	4	12	

Major Fouls: NONE

	DEL	SHSU						
Biggest lead	0 (1 st 20:00)	15 (2 nd 16:56)	Points from	DEL	SHSU	Period by Period Scoring		
Best Scoring Run	9 (2 nd 13:24)	8 (2 nd 18:20)	Turnovers	0	12			
Lead Changes			Paint	20	30			
Times Tied	0		Second Chance	5	12	DEL	29	31
Time with Lead	00:00	39:39	Fast Breaks	3	12			60
			Bench	3	13	SHSU	35	37
								72

Shooting By Period
1 st FG% 13-35 37.1%
3PT% 4-12 33.3%
FT% 5-7 71.4%
2 nd FG% 11-29 37.9%
3PT% 4-14 28.6%
FT% 11-11 100%
GM FG% 24-64 37.5%
3PT% 8-26 30.8%
FT% 16-18 88.9%

Dead Ball Rebounds: 1,0

GAME 16 - LA TECH 70, DELAWARE 68 (OT)

Official Basketball Box Score - Final
Delaware at Louisiana Tech
01/10/26 Thomas Assembly Center, Ruston
2025-26 Men's BasketballGame Time: 2:00 PM
Game Duration: 2:16
Attendance: 2,166

Officials: Rodrick Dixon, Stephen Okrus Jr., Nick Meyer

Delaware - 68

Record: 5-11 (1-4)

NO.	Name	Min	FG M-A	3P M-A	FT M-A	Rebounds OR DR TOT	Fouls PF FD	TP	AS	TO	ST	Blocks BS BA	+/-
5	Macon Emory	F 40:59	4-12	2-8	0-0	0 7 7	5 2 10	1	0	1	1	0	6
11	Jayden Taylor	F 36:37	4-5	0-0	0-0	3 4 7	4 4 11	0	1	0	0	0	3
44	Tyler Houser	F 41:19	5-9	1-3	1-1	2 4 6	2 12	1	1	0	1	1	-5
00	Christian Bliss	G 45:00	3-10	1-2	7-8	1 5 6	3 8 14	9	6	3	0	1	-2
4	Justyn Fernandez	G 30:01	7-13	4-9	0-0	0 2 2	4 1 18	1	1	0	0	1	-7
20	Alex Kazanecki	27:23	1-2	1-1	0-0	0 2 2	2 0 3	3	2	0	0	0	-7
35	Bouna Kebe	03:41	0-1	0-1	0-0	0 1 0	0 0 0	0	0	0	0	0	2
Team						0 1 1	0 0	0	1				
Totals			24-52	9-24	11-15	6 26 32	20 17 68	15	12	4	2	3	-2

Major Fouls: NONE

Louisiana Tech - 70

Record: 9-7 (2-3)

NO.	Name	Min	FG M-A	3P M-A	FT M-A	Rebounds OR DR TOT	Fouls PF FD	TP	AS	TO	ST	Blocks BS BA	+/-
5	Avery Thomas II	F 30:10	3-9	0-3	1-1	4 4 8	4 3 7	2	0	1	1	0	12
7	Sir Issac Herron	F 18:50	3-4	0-1	1-1	0 2 2	0 2 7	0	1	1	0	0	-10
0	DJ Dudley	G 43:26	5-16	1-4	6-9	1 3 4	2 5 17	3	1	1	0	0	2
3	AJ Bates	G 29:47	4-11	1-4	2-2	1 1 2	2 1 11	4	3	0	0	0	3
11	Kaden Cooper	G 20:19	2-6	0-0	1-2	1 1 2	1 1 5	1	1	1	0	0	-3
21	Melani Martinez	26:32	2-3	0-0	1-2	0 8 8	1 1 5	2	0	0	1	1	13
14	Will Allen	13:21	0-0	0-0	1-4	3 2 5	2 2 1	0	2	1	0	0	-12
8	Scotter Williams Jr.	10:23	0-0	0-0	2-3	0 1 1	2 1 2	1	1	0	0	0	-3
4	Jaylen Fenner	32:13	4-7	3-4	4-6	0 1 1	3 4 15	1	1	2	0	0	8
Team						3 1 4	0 0	0	0				
Totals			23-56	5-17	19-30	13 24 37	17 20 70	14	10	7	3	2	2

Major Fouls: NONE

	UD	LATECH
Biggest lead	12 (1 st 6:52)	2 (2 nd 1:28)
Best Scoring Run	8 (1 st 6:52)	10 (2 nd 13:00)
Lead Changes	3	
Times Tied	4	
Time with Lead	40:13	01:31

Points from	UD	LATECH
Turnovers	9	9
Paint	22	34
Second Chance	9	12
Fast Breaks	0	13
Bench	3	23

Period by Period Scoring				
	1 st	2 nd	OT	TOT
UD	34	29	5	68
LATECH	29	34	7	70

Shooting By Period
1 st FG% 14-21 66.7%
3PT% 4-8 50.0%
FT% 2-3 66.7%
2 nd FG% 9-26 34.6%
3PT% 5-15 33.3%
FT% 6-8 75%
OT FG% 1-5 20.0%
3PT% 0-1 0.0%
FT% 3-4 75%
GM FG% 24-52 46.2%
3PT% 9-24 37.5%
FT% 11-15 73.3%

Dead Ball Rebounds: 2,1

delaware

BOX SCORES

GAME 17 - UTEP 70, DELAWARE 69



Official Basketball Box Score - Final

UTEP at Delaware

01/15/26 Bob Carpenter Center, Newark

2025-26 Men's Basketball

Game Time: 7:00 PM

Game Duration: 1:57

Attendance: 2,113

Officials: Olands Poole, Todd Austin, Garrick Shannon

UTEP - 70

Record: 6-11 (2-4)

NO. Name	Min	FG M-A	3P M-A	FT M-A	Rebounds OR DR TOT	Fouls PF FD	TP	AS	TO	ST	Blocks BS BA	+/-
13 Kaseem Watson	F 36:34	7-17	3-7	3-3	2 6 8	2 3	20	1	1	0	1 0	4
15 Jamal West Jr.	F 35:01	7-9	1-1	1-3	2 8 10	3 2	16	3	1	0	2 0	5
33 Elijah Jones	F 30:36	5-14	0-5	0-0	0 6 6	1 1	10	1	0	1	3 1	3
1 KJ Thomas	G 31:17	4-6	0-2	1-1	0 2 2	4 4	9	3	1	1	0 0	3
4 Caleb Blackwell	G 35:41	5-11	4-7	1-2	0 2 2	4 3	15	3	1	2	0 0	-1
3 Bobby Montgomery Jr.	01:12	0-0	0-0	0-0	0 0 0	0 0	0	0	0	0	0 0	-1
7 LA Hayes	04:09	0-1	0-0	0-0	0 0 0	1 0	0	0	0	0	0 0	-4
11 Trey Horton	18:10	0-2	0-2	0-0	1 1 2	1 0	0	2	0	0	0 0	-4
23 Cassius Brooks	07:22	0-0	0-0	0-0	1 1 1	0 0	0	0	0	0	0 0	0
Team					1 0 1	0 0	0	0	0	0	0 0	
Totals		28-60	8-24	6-9	6 26 32	16 13	70	13	4	4	6 1	1

Major Fouls: NONE

Delaware - 69

Record: 5-12 (1-5)

NO. Name	Min	FG M-A	3P M-A	FT M-A	Rebounds OR DR TOT	Fouls PF FD	TP	AS	TO	ST	Blocks BS BA	+/-
5 Macon Emory	F 37:02	7-10	4-4	3-4	1 6 7	3 4	21	1	0	0	0 1	-1
11 Jayden Taylor	F 18:26	0-1	0-1	2-2	4 2 6	2 1	2	1	1	0	0 0	1
44 Tyler Houser	F 36:32	5-15	1-4	7-9	3 2 5	3 6	18	4	0	0	0 0	-3
00 Christian Bliss	G 40:00	3-9	1-4	3-6	0 7 7	4 5	10	6	5	1	0 1	-1
4 Justyn Fernandez	G 34:40	6-14	3-6	0-0	1 4 5	1 0	15	2	1	0	0 0	0
20 Alex Kazanecki	29:52	1-4	1-3	0-0	0 4 4	0 0	3	0	1	0	1 1	-3
35 Bouna Kebe	03:28	0-1	0-0	0-0	0 1 1	0 0	0	0	0	0	1 0	3
Team					2 2 4	0 0	0	0	0	0	0 0	
Totals		22-54	10-22	15-21	11 28 39	13 16	69	14	8	1	1 6	-1

Major Fouls: NONE

	UTEP	DEL
Biggest lead	3 (1 st 19:15)	10 (1 st 5:41)
Best Scoring Run	7 (2 nd 14:24)	7 (1 st 5:41)
Lead Changes	6	
Times Tied	8	
Time with Lead	06:26	25:21

Points from Turnovers	UTEP	DEL
	7	4
Paint	34	24
Second Chance	8	15
Fast Breaks	7	0
Bench	0	3

Period by Period Scoring	1st	2nd	TOT
UTEP	30	40	70
DEL	36	33	69

Shooting By Period	1 st	2 nd	3 rd	4 th	5 th
FG%	12-28	42.9%			
3PT%	4-14	28.6%			
FT%	2-3	66.7%			
2 nd FG%	16-32	50.0%			
3PT%	4-10	40.0%			
FT%	4-5	80.0%			
GM FG%	28-60	46.7%			
3PT%	8-24	33.3%			
FT%	6-9	66.7%			

Dead Ball Rebounds: 1, 0

Shooting By Period	1 st	2 nd	3 rd	4 th	5 th
FG%	11-26	42.3%			
3PT%	6-13	46.2%			
FT%	8-10	80.0%			
2 nd FG%	11-28	39.3%			
3PT%	4-9	44.4%			
FT%	7-11	63.6%			
GM FG%	22-54	40.7%			
3PT%	10-22	45.5%			
FT%	15-21	71.4%			

Dead Ball Rebounds: 1, 0

GAME 18 - NEW MEXICO STATE 97, DELAWARE 68



Official Basketball Box Score - Final

New Mexico St. at Delaware

01/17/26 Bob Carpenter Center, Newark

2025-26 Men's Basketball

Game Time: 2:00 PM

Game Duration: 1:56

Attendance: 2,560

Officials: Steve Divine, Jabir Walker, R.B. Cuybur

New Mexico St. - 97

Record: 10-7 (3-4)

NO. Name	Min	FG M-A	3P M-A	FT M-A	Rebounds OR DR TOT	Fouls PF FD	TP	AS	TO	ST	Blocks BS BA	+/-
0 Julius Mims	F 29:52	6-6	0-0	1-1	1 9 10	2 1	13	2	1	1	1 0	11
3 Kyrese Mullen	F 16:36	1-5	1-4	0-0	2 1 3	5 2	3	2	0	1	0 0	18
4 Jae'Coby Osborne	F 25:00	3-4	0-0	0-0	2 5 7	2 0	6	0	0	0	0 0	11
11 Elijah Elliott	G 20:51	5-9	3-6	1-1	0 1 1	3 1	14	4	1	0	0 0	11
21 Jemel Jones	G 30:08	7-15	1-4	4-4	1 3 4	1 4	19	5	1	1	0 0	23
5 Chris Terrell	15:36	3-5	1-2	0-0	0 2 2	2 0	7	2	1	1	0 0	15
9 Anthony Wreszcz	22:49	5-8	4-7	0-0	0 0 0	4 0	14	1	0	0	0 0	19
24 Cyr Malonga	02:25	0-0	0-0	0-0	0 0 0	1 0	0	0	0	0	0 0	-3
8 Jayland Randall	25:01	4-8	2-3	5-5	1 2 3	0 2	15	2	0	0	1 0	22
1 Gabe Pickens	03:33	1-1	1-1	0-0	0 0 0	0 0	3	1	0	0	0 0	3
44 Augustine Ekwe	02:42	0-0	0-0	0-0	0 0 0	0 0	0	0	0	1	1 0	6
7 Trayston Eagletstaff	01:49	0-1	0-0	0-0	0 0 0	0 0	0	0	0	0	0 0	3
12 Christian Villegas	01:49	0-0	0-0	0-0	0 0 0	0 0	0	0	0	0	0 0	3
20 Amaro Doyle	01:49	1-1	1-1	0-0	0 1 1	0 0	3	0	0	0	0 0	3
Team					2 2 4	0 0	0	0	0	0	0 0	
Totals		36-63	14-28	11-11	9 26 35	20 10	97	19	4	5	3 1	29

Major Fouls: NONE

Delaware - 68

Record: 5-13 (1-6)

NO. Name	Min	FG M-A	3P M-A	FT M-A	Rebounds OR DR TOT	Fouls PF FD	TP	AS	TO	ST	Blocks BS BA	+/-
5 Macon Emory	F 38:11	2-10	1-4	0-1	0 6 6	3 1	5	0	1	0	0 1	-26
11 Jayden Taylor	F 28:50	1-1	0-0	1-2	2 3 5	1 1	3	1	0	0	0 0	-13
44 Tyler Houser	F 36:07	8-15	4-7	5-5	1 3 4	3 3	25	2	0	0	0 2	-24
00 Christian Bliss	G 37:18	6-11	2-5	5-8	0 1 1	1 12	19	4	1	0	0 0	-23
4 Justyn Fernandez	G 36:22	5-11	2-5	2-2	1 4 5	2 2	14	3	4	0	0 0	-19
20 Alex Kazanecki	15:41	1-3	0-1	0-0	0 0 0	0 0	2	0	0	0	0 0	-28
15 Houston Emory	03:53	0-0	0-0	0-0	1 0 1	0 0	0	0	0	0	0 0	5
10 Brandon Balfone	01:49	0-1	0-0	0-0	0 0 0	0 0	0	0	0	0	0 0	-3
12 Alex McFadden	01:49	0-0	0-0	0-0	0 0 0	0 0	0	1	0	0	0 0	-4
Team					1 1 2	0 0	0	0	0	0	0 0	
Totals		23-52	9-22	13-18	6 18 24	10 20	68	12	6	1	1 3	-29

Major Fouls: NONE

	NMSU	DEL
Biggest lead	29 (2 nd 0:23)	0 (1 st 20:00)
Best Scoring Run	13 (1 st 8:07)	9 (2 nd 16:21)
Lead Changes	0	
Times Tied	0	
Time with Lead	39:13	00:00

Points from Turnovers	NMSU	DEL
	10	5
Paint	34	20
Second Chance	18	8
Fast Breaks	2	2
Bench	42	2

Period by Period Scoring	1st	2nd	TOT
NMSU	49	48	97
DEL	30	38	68

GAME 19 - LIBERTY 67, DELAWARE 51



Official Basketball Box Score - Final

Delaware at Liberty

01/24/26 Liberty Arena, Lynchburg, Va.

2025-26 Men's Basketball

Game Time: 1:00 PM

Game Duration: 1:42

Attendance: 3,475

Officials: Michael Wallace, Matt Jamian, Jason Deering

Delaware - 51

Record: 5-14 (1-7)

NO. Name	Min	FG M-A	3P M-A	FT M-A	Rebounds OR DR TOT	Fouls PF FD	TP	AS	TO	ST	Blocks BS BA	+/-
5 Macon Emory	F 35:15	2-7	1-5	0-0	0 5 5	1 1	5	1	2	2	1 0	-15
11 Jayden Taylor	F 24:55	2-3	0-0	0-2	1 4 5	4 1	4	0	0	0	1 1	-5
44 Tyler Houser	F 23:47	3-6	0-1	0-1	0 3 3	0 1	6	2	1	1	0 0	-3
00 Christian Bliss	G 40:00	5-8	2-2	5-6	0 6 6	2 6	17	1	3	1	0 0	-16
4 Justyn Fernandez	G 40:00	6-15	2-6	2-2	0 5 5	1 1	16	1	8	1	0 0	-16
15 Houston Emory	12:02	0-0	0-0	0-0	0 0 0	2 1	0	1	0	0	0 0	-10
20 Alex Kazanecki	24:01	1-2	1-2	0-0	0 1 1	1 0	3	0	1	1	0 0	-15
Team					0 2 2	0 0	0	1	0	0	0 0	
Totals		19-41	6-16	7-13	1 26 27	11 11	51	6	16	6	2 2	-16

Major Fouls: NONE

Liberty - 67

Record: 17-3 (9-0)

No.	Name	Min	FG M-A	3P M-A	FT M-A	Rebounds OR DR TOT	Fouls PF FD	TP	AS	TO	ST	Blocks BS BA	+/-			
25	Zach Cleveland	F 31:47	1-2	0-0	2-4	1 7 8	2 2	4	6	3	2	1 0	12			
0	Colin Porter	G 37:01	3-9	2-7	0-0	0 5 5	2 3	8	7	3	1	0 0	12			
3	Kaden Metheny	G 30:08	3-10	3-10	0-0	0 1 1	1 0	9	4	0	2	0 0	18			
4	Brett Decker Jr.	G 33:33	8-16	6-12	3-3	1 3 4	0 2	25	2	0	1	0 0	13			
9	JJ Harper	G 27:11	4-8	0-0	2-4	1 2 3	4 2	10	2	0	2	1 2	9			
12	Josh Smith	20:05	4-4	0-0	0-0	1 3 4	1 1	8	0	0	0	0 0	19			
1	Zander Carter	16:15	1-2	0-1	1-2	1 2 3	1 1	3	0	0	2	0 0	3			
21	Ryan Jones Jr.	01:34	0-0	0-0	0-0	0 0 0	0 0	0	0	0	0	0 0	-1			
15	Drew Grimes	01:04	0-0	0-0	0-0	0 0 0	0 0	0	0	0	0	0 0	-2			
20	Tori Sorensen	01:04	0-0	0-0	0-0	0 0 0	0 0	0	0	0	0	0 0	-2			
23	TJ Drain	00:18	0-0	0-0	0-0	0 0 0	0 0	0	0	0	0	0 0	-1			
Team						0 0 0	0 0	0	0	0	0					
Totals			24:51	11-30	8-13	5	23	28	11	67	21	6	10	2	2	16

delaware
BOX SCORES

GAME 21 - UTEP 70, DELAWARE 55



Official Basketball Box Score - Final
Delaware at UTEP
01/31/26 Don Haskins Center, El Paso
2025-26 Men's Basketball

Game Time: 7:00 PM
Game Duration: 1:54
Attendance: 4,077

Officials: Kevin Mathis, James Hicks, Michael Swoboda

Delaware - 55

Record: 6-15 (2-8)

NO.	Name	Min	FG	3P	FT	Rebounds	Fouls	TP	AS	TO	ST	BS	BA	+/-			
			M-A	M-A	M-A	OR	DR	TOT	PF	FD							
5	Macon Emory	F 38:00	1-9	0-6	2-2	1	6	7	3	2	4	2	2	0	0	0	-20
11	Jayden Taylor	F 17:52	2-3	1-1	0-0	1	3	4	0	0	0	5	0	3	0	0	-6
44	Tyler Houser	F 36:53	4-12	0-5	7-8	5	4	9	2	4	15	2	1	1	0	0	-13
00	Christian Bliss	G 40:00	3-10	0-2	11-11	2	4	6	2	6	17	3	3	3	0	1	-15
4	Justyn Fernandez	G 34:30	1-11	0-7	7-8	1	6	7	4	4	9	0	2	1	0	0	-10
15	Houston Emory	03:15	1-2	0-0	0-0	2	0	2	1	0	2	0	1	0	0	0	-2
20	Alex Kazanecki	29:31	1-2	1-2	0-0	1	1	2	4	0	3	0	2	0	0	0	-9
Team						1	0	1	0	0	0						
Totals			13-49	2-23	27-29	14	24	38	16	16	55	7	14	5	0	1	-15

Shooting By Period		
1 st	FG%	6-21 28.6%
3 rd	PT%	1-9 11.1%
FT%	12-12	100%
2 nd	FG%	7-28 25.0%
3 rd	PT%	1-14 7.1%
FT%	15-17	88.2%
GM	FG%	13-49 26.5%
3 rd	PT%	2-23 8.7%
FT%	27-29	93.1%

Dead Ball Rebounds: 2, 0

UTEP - 70

Record: 8-14 (4-7)

NO.	Name	Min	FG	3P	FT	Reb	OR	DR	TOT	FF	FD	TP	AS	TO	ST	BS	BA	+/-
			M-A	M-A	M-A													
13	Kaseem Watson	F 35:32	4-10	2-5	0-0	1	3	4	2	0	10	3	1	2	0	0	0	17
15	Jamal West Jr.	F 29:14	5-9	0-0	5-6	3	3	6	4	3	15	1	1	1	1	0	0	10
33	Elijah Jones	F 29:27	7-17	0-3	1-3	8	4	12	1	4	15	1	1	1	0	0	14	
1	KJ Thomas	G 33:00	0-2	0-0	5-6	0	1	1	2	4	5	2	2	2	0	0	13	
4	Caleb Blackwell	G 33:19	2-8	2-5	4-4	0	6	6	3	2	10	2	0	3	0	0	19	
11	Trey Horton	16:52	1-3	1-2	2-2	0	2	2	2	1	5	1	1	0	0	0	0	
7	LA Hayes	14:30	3-7	1-1	0-0	1	2	3	1	0	7	3	0	1	0	0	6	
23	Cassius Brooks	08:06	0-1	0-0	3-4	0	0	0	1	2	3	0	0	2	0	0	-4	
Team						0	1	1	0	0	0	0						
Totals			22-57	6-16	20-25	13	22	35	16	16	70	13	6	12	1	0	15	

Shooting By Period		
1 st	FG%	8-27 29.6%
3 rd	PT%	3-7 42.9%
FT%	8-10	80%
2 nd	FG%	14-30 46.7%
3 rd	PT%	3-9 33.3%
FT%	12-15	80%
GM	FG%	22-57 38.6%
3 rd	PT%	6-16 37.5%
FT%	20-25	80.0%

Dead Ball Rebounds: 3, 0

Major Fouls: NONE

	DEL	UTEP
Biggest lead	11 (1 st 9:10)	15 (2 nd 0:29)
Best Scoring Run	7 (1 st 9:10)	13 (1 st 1:36)
Lead Changes	1	
Times Tied	3	
Time with Lead	17:07	21:03

Points from	DEL	UTEP
Turnovers	5	20
Paint	20	24
Second Chance	9	12
Fast Breaks	2	22
Bench	5	15

Period by Period Scoring			
	1st	2nd	TOT
DEL	25	30	55
UTEP	27	43	70

GAME 22 - LIBERTY AT DELAWARE

GAME 23 - MIDDLE TENNESSEE AT DELAWARE

GAME 24 - DELAWARE AT FIU

DELAWARE TV/RADIO CHART



00

Christian Bliss

Junior | G | 6-4 | 190
Queens, N.Y. / George School
(Virginia)



1

Mason Ellison

Freshman | G | 6-4 | 170
Edgewood, Md. / Loyola Blakefield



3

Cavan Reilly

Senior | G | 6-4 | 200
Lovettville, Va. / Bishop O'Donnell



4

Justyn Fernandez

Senior | G | 6-5 | 210
Richmond, Va. / IMG Academy
(George Mason/Providence)



5

Macon Emory

Sophomore | F | 6-8 | 200
Devon, Pa. / Perkiomen



10

Brandon Baffone

Junior | G | 6-1 | 175
Hockessin, Del. / Salesianum



11

Jayden Taylor

Freshman | F | 6-8 | 185
Newark, Del. / Sanford School



12

Alex McFadden

Sophomore | G | 6-1 | 175
Wayne, Pa. / Radnor



14

Lance Piper

Sophomore | G | 6-6 | 180
Holtsville, N.Y. / Phelps School
(South Carolina)



15

Houston Emory

Senior | F | 6-9 | 205
Devon, Pa. / Blue Ridge School



20

Alex Kazanecki

Freshman | G | 6-6 | 190
Morrow, Ohio / Archbishop Moeller



21

Nnanna Njoku


Graduate | F | 6-9 | 250
Bear, Del. / Sanford School
(Villanova)



35

Bouna Kebe

Senior | F | 6-9 | 216
Dakar, Senegal / Promise Prep.
(Gillette CC/Memphis)



44

Tyler Houser

Senior | F | 6-9 | 255
Camp Hill, Pa. / Cedar Cliff
(VMI)



55

Jameel Brown

Senior | G | 6-4 | 200
Philadelphia, Pa. / The Haverford School
(Penn State/Temple)




Martin Ingelsby

Head Coach
10th Season




Bill Phillips

Associate Head Coach
10th Season



Antoni Wyche

Assistant Coach
First Season



Danny O'Connor

Assistant Coach
10th Season



Christian Nunez

Assistant Coach /
Director of Player Development
Second Season















Steven Galgano

Director of
Basketball Operations
Third Season

DELAWARE BLUE HENS SPOTTING CHART

NOTES: Returns 6 from 24-25, welcome 9 newcomers... Started eight different lineups this season... 79-55 at home under Ingelsby compared to 47-79 on the road... 102-27 under Ingelsby when holding opp. under 70 pts... 98-77 when scoring first under Ingelsby... 126-38 under Ingelsby when leading at halftime

RECORD	2025-26	LAST YR.	STATS	DEL	OPP	LU	OPP	LAST THREE GAMES...
Overall	6-15	16-20	FG%	43.5	42.5	52.6	42.8	January 31 at UTEP L, 70-55
CUSA	2-8	5-13 (CAA)	3PT%	34.8	33.8	41.0	35.4	Miners complete season sweep of Hens
Home	3-7	8-7	FT%	74.8	76.4	69.6	70.5	January 28 at New Mexico St. W, 73-64
Away	2-7	3-11	Points	65.2	71.4	79.5	67.1	Hens even season series vs. Aggies
Neutral	1-1	6-2	Rebounds	31.9	35.0	30.3	33.2	January 24 at Liberty L, 67-51
			Assists	12.4	14.0	17.4	11.7	Strong second half leads Flames past Hens

	<div>00 CHRISTIAN BLISS</div> <div>jr g 6-4 190 queens n.y. george school (virginia)</div> <table><tr><td>PPG</td><td>15.7</td><td>SPG</td><td>1.9</td><td>FG%</td><td>40.8</td></tr><tr><td>RPG</td><td>5.5</td><td>BPG</td><td>0.1</td><td>3FG%</td><td>38.6</td></tr><tr><td>APG</td><td>5.8</td><td>MPG</td><td>39.1</td><td>FT%</td><td>83.5</td></tr></table>	PPG	15.7	SPG	1.9	FG%	40.8	RPG	5.5	BPG	0.1	3FG%	38.6	APG	5.8	MPG	39.1	FT%	83.5	<div><div>• Transferred this season from Virginia; Rated three-star recruit by 247Sports out of high school</div><div>• Started every game this season, including collegiate debut at Bucknell</div><div>• Tallied 10+ points in 19 of 21 games</div><div>• One of two players in the nation with at least 15.7 ppg, 5.5 rpg, and 5.8 apg</div><div>• 31st nationally with 5.8 assists per game</div><div>• 1st in the nation with 39:10 minutes per game</div><div>• Named CUSA Rookie of the Week after averaging 16.5 ppg, 7.0 rpg, and 6.5 apg vs. Del St. and GW</div></div>	<table><tr><td>POINTS</td><td>27 vs. Jacksonville St 1/2/26</td></tr><tr><td>REBOUNDS</td><td>9, twice</td></tr><tr><td>ASSISTS</td><td>11 vs. UNC-G 11/25/25</td></tr><tr><td>BLOCKS</td><td>1, three times</td></tr><tr><td>STEALS</td><td>3, four times</td></tr><tr><td>MINUTES</td><td>45, twice</td></tr><tr><td>LAST GAME</td><td>17 pts, 6 rbs, 3 asts, 3 stls</td></tr></table>	POINTS	27 vs. Jacksonville St 1/2/26	REBOUNDS	9, twice	ASSISTS	11 vs. UNC-G 11/25/25	BLOCKS	1, three times	STEALS	3, four times	MINUTES	45, twice	LAST GAME	17 pts, 6 rbs, 3 asts, 3 stls
PPG	15.7	SPG	1.9	FG%	40.8																														
RPG	5.5	BPG	0.1	3FG%	38.6																														
APG	5.8	MPG	39.1	FT%	83.5																														
POINTS	27 vs. Jacksonville St 1/2/26																																		
REBOUNDS	9, twice																																		
ASSISTS	11 vs. UNC-G 11/25/25																																		
BLOCKS	1, three times																																		
STEALS	3, four times																																		
MINUTES	45, twice																																		
LAST GAME	17 pts, 6 rbs, 3 asts, 3 stls																																		
	<div>1 MASON ELLISON</div> <div>fr g 6-4 170 edgewood, md. layola blakefield</div> <table><tr><td>PPG</td><td>4.7</td><td>SPG</td><td>0.7</td><td>FG%</td><td>37.5</td></tr><tr><td>RPG</td><td>1.3</td><td>BPG</td><td>--</td><td>3FG%</td><td>16.7</td></tr><tr><td>APG</td><td>0.9</td><td>MPG</td><td>21.1</td><td>FT%</td><td>58.3</td></tr></table>	PPG	4.7	SPG	0.7	FG%	37.5	RPG	1.3	BPG	--	3FG%	16.7	APG	0.9	MPG	21.1	FT%	58.3	<div><div>• Played in seven games this season, with lone start vs Southern Illinois</div><div>• Tallied CH 10 pts in home opener against DII Wilmington</div><div>• Missed last 13 games due to injury; expected to be sidelined for a few weeks</div></div> <div><div>• 1,000-point scorer at Loyola Blakefield High School</div><div>• One of three true freshmen on the roster</div></div>	<table><tr><td>POINTS</td><td>10 vs. Wilmington 11/7/25</td></tr><tr><td>REBOUNDS</td><td>4 vs. Southern Illinois 11/23/25</td></tr><tr><td>ASSISTS</td><td>2 vs. Saint Peter's 11/18/25</td></tr><tr><td>BLOCKS</td><td></td></tr><tr><td>STEALS</td><td>2 at Bucknell 11/3/25</td></tr><tr><td>MINUTES</td><td>27, twice</td></tr><tr><td>LAST GAME</td><td>DNP - injury</td></tr></table>	POINTS	10 vs. Wilmington 11/7/25	REBOUNDS	4 vs. Southern Illinois 11/23/25	ASSISTS	2 vs. Saint Peter's 11/18/25	BLOCKS		STEALS	2 at Bucknell 11/3/25	MINUTES	27, twice	LAST GAME	DNP - injury
PPG	4.7	SPG	0.7	FG%	37.5																														
RPG	1.3	BPG	--	3FG%	16.7																														
APG	0.9	MPG	21.1	FT%	58.3																														
POINTS	10 vs. Wilmington 11/7/25																																		
REBOUNDS	4 vs. Southern Illinois 11/23/25																																		
ASSISTS	2 vs. Saint Peter's 11/18/25																																		
BLOCKS																																			
STEALS	2 at Bucknell 11/3/25																																		
MINUTES	27, twice																																		
LAST GAME	DNP - injury																																		
	<div>3 CAVAN REILLY (CAV-in)</div> <div>sr. g 6-4 188 lovettsville, va. bishop o'connell</div> <table><tr><td>PPG</td><td>3.0</td><td>SPG</td><td>1.0</td><td>FG%</td><td>12.5</td></tr><tr><td>RPG</td><td>1.0</td><td>BPG</td><td>--</td><td>3FG%</td><td>0.0</td></tr><tr><td>APG</td><td>1.0</td><td>MPG</td><td>22.0</td><td>FT%</td><td>50.0</td></tr></table>	PPG	3.0	SPG	1.0	FG%	12.5	RPG	1.0	BPG	--	3FG%	0.0	APG	1.0	MPG	22.0	FT%	50.0	<div><div>• Ninth in program history with 166 3FGs; Closing in on 1,000 career points (865)</div><div>• Voted team captain</div><div>• CUSA Preseason All-Conference</div><div>• Returns to UD for senior campaign</div><div>• Missed every game since opener due to injury</div><div>• Led team and 3rd nationally among freshmen in 3FG with minimum 25 made during rookie year</div><div>• Set program record for 3FG% by a rookie (45.3)</div></div>	<table><tr><td>POINTS</td><td>24, twice</td></tr><tr><td>REBOUNDS</td><td>6, three times</td></tr><tr><td>ASSISTS</td><td>4, three times</td></tr><tr><td>BLOCKS</td><td>1, 12 times</td></tr><tr><td>STEALS</td><td>6 at Towson 2/13/25</td></tr><tr><td>MINUTES</td><td>39 at Hampton 1/11/25</td></tr><tr><td>LAST GAME</td><td>DNP - injury</td></tr></table>	POINTS	24, twice	REBOUNDS	6, three times	ASSISTS	4, three times	BLOCKS	1, 12 times	STEALS	6 at Towson 2/13/25	MINUTES	39 at Hampton 1/11/25	LAST GAME	DNP - injury
PPG	3.0	SPG	1.0	FG%	12.5																														
RPG	1.0	BPG	--	3FG%	0.0																														
APG	1.0	MPG	22.0	FT%	50.0																														
POINTS	24, twice																																		
REBOUNDS	6, three times																																		
ASSISTS	4, three times																																		
BLOCKS	1, 12 times																																		
STEALS	6 at Towson 2/13/25																																		
MINUTES	39 at Hampton 1/11/25																																		
LAST GAME	DNP - injury																																		
	<div>4 JUSTYN FERNANDEZ</div> <div>sr g 6-5 210 richmond, va. img academy (providence/george mason)</div> <table><tr><td>PPG</td><td>14.2</td><td>SPG</td><td>0.8</td><td>FG%</td><td>43.0</td></tr><tr><td>RPG</td><td>4.7</td><td>BPG</td><td>0.6</td><td>3FG%</td><td>38.5</td></tr><tr><td>APG</td><td>2.3</td><td>MPG</td><td>35.8</td><td>FT%</td><td>85.3</td></tr></table>	PPG	14.2	SPG	0.8	FG%	43.0	RPG	4.7	BPG	0.6	3FG%	38.5	APG	2.3	MPG	35.8	FT%	85.3	<div><div>• Transferred from Providence this season after two season at George Mason</div><div>• Voted team captain in first year at Delaware</div><div>• Missed first three games due to injury; started every game since</div><div>• Scored scored 10+ points in 15 of 18 games played</div><div>• Named CUSA Player of the Week after averaging 22.0 ppg, 4.5 rpg, 2.0 apg, 1.0 bpg, and 1.0 spg</div><div>• 21st nationally with 35:51 minutes per game</div><div>• Rated four-star recruit by 247Sports out of high school</div></div>	<table><tr><td>POINTS</td><td>24 at George Washington 12/10/25</td></tr><tr><td>REBOUNDS</td><td>7, three times</td></tr><tr><td>ASSISTS</td><td>6 vs. Iona 12/1/25</td></tr><tr><td>BLOCKS</td><td>2, twice</td></tr><tr><td>STEALS</td><td>3 vs. Saint Peter's 11/18/25</td></tr><tr><td>MINUTES</td><td>40, three times</td></tr><tr><td>LAST GAME</td><td>9 pts, 7 rbs</td></tr></table>	POINTS	24 at George Washington 12/10/25	REBOUNDS	7, three times	ASSISTS	6 vs. Iona 12/1/25	BLOCKS	2, twice	STEALS	3 vs. Saint Peter's 11/18/25	MINUTES	40, three times	LAST GAME	9 pts, 7 rbs
PPG	14.2	SPG	0.8	FG%	43.0																														
RPG	4.7	BPG	0.6	3FG%	38.5																														
APG	2.3	MPG	35.8	FT%	85.3																														
POINTS	24 at George Washington 12/10/25																																		
REBOUNDS	7, three times																																		
ASSISTS	6 vs. Iona 12/1/25																																		
BLOCKS	2, twice																																		
STEALS	3 vs. Saint Peter's 11/18/25																																		
MINUTES	40, three times																																		
LAST GAME	9 pts, 7 rbs																																		
	<div>5 MACON EMORY (MAKE-in)</div> <div>so f 6-8 200 devon, pa. perkiomen school</div> <table><tr><td>PPG</td><td>11.0</td><td>SPG</td><td>1.1</td><td>FG%</td><td>44.3</td></tr><tr><td>RPG</td><td>7.0</td><td>BPG</td><td>0.7</td><td>3FG%</td><td>28.3</td></tr><tr><td>APG</td><td>1.4</td><td>MPG</td><td>36.2</td><td>FT%</td><td>75.0</td></tr></table>	PPG	11.0	SPG	1.1	FG%	44.3	RPG	7.0	BPG	0.7	3FG%	28.3	APG	1.4	MPG	36.2	FT%	75.0	<div><div>• Joins brother Houston as one of 16 sets of brothers to play on same team this season in DI</div><div>• Started every game this season</div><div>• Tallied first four career double-doubles this season</div><div>• Scored 10+ points in 13 of 21 games</div><div>• Tallied CH 21 points on 7-of-10 shooting, including 4-of-4 from deep vs UTEP</div><div>• 13th nationally with 36:14 minutes per game</div><div>• Both parents played college basketball at William & Mary</div></div>	<table><tr><td>POINTS</td><td>21 vs. UTEP 1/15/26</td></tr><tr><td>REBOUNDS</td><td>14 vs. Wilmington 11/7/25</td></tr><tr><td>ASSISTS</td><td>6 at Delaware State 12/6/25</td></tr><tr><td>BLOCKS</td><td>3, three times</td></tr><tr><td>STEALS</td><td>3, four times</td></tr><tr><td>MINUTES</td><td>43 at Delaware State 12/6/25</td></tr><tr><td>LAST GAME</td><td>4 pts, 7 rbs, 2 asts</td></tr></table>	POINTS	21 vs. UTEP 1/15/26	REBOUNDS	14 vs. Wilmington 11/7/25	ASSISTS	6 at Delaware State 12/6/25	BLOCKS	3, three times	STEALS	3, four times	MINUTES	43 at Delaware State 12/6/25	LAST GAME	4 pts, 7 rbs, 2 asts
PPG	11.0	SPG	1.1	FG%	44.3																														
RPG	7.0	BPG	0.7	3FG%	28.3																														
APG	1.4	MPG	36.2	FT%	75.0																														
POINTS	21 vs. UTEP 1/15/26																																		
REBOUNDS	14 vs. Wilmington 11/7/25																																		
ASSISTS	6 at Delaware State 12/6/25																																		
BLOCKS	3, three times																																		
STEALS	3, four times																																		
MINUTES	43 at Delaware State 12/6/25																																		
LAST GAME	4 pts, 7 rbs, 2 asts																																		
	<div>11 JAYDEN TAYLOR</div> <div>fr f 6-8 200 newark, del. sanford school</div> <table><tr><td>PPG</td><td>3.2</td><td>SPG</td><td>0.1</td><td>FG%</td><td>59.5</td></tr><tr><td>RPG</td><td>2.8</td><td>BPG</td><td>0.4</td><td>3FG%</td><td>40.0</td></tr><tr><td>APG</td><td>0.2</td><td>MPG</td><td>16.2</td><td>FT%</td><td>51.9</td></tr></table>	PPG	3.2	SPG	0.1	FG%	59.5	RPG	2.8	BPG	0.4	3FG%	40.0	APG	0.2	MPG	16.2	FT%	51.9	<div><div>• Appeared in every game this season, making first-career start at #7 BYU</div></div> <div><div>• One of three true freshmen on the team</div><div>• Grandfather (Richard Hickman) and uncle (Stan Waterman) both played basketball at UD</div><div>• Third-highest ranked 247Sports composite recruit in program-history</div><div>• Won 2025 Delaware State Championship at Sanford inside Bob Carpenter Center</div></div>	<table><tr><td>POINTS</td><td>11 at LA Tech 1/10/26</td></tr><tr><td>REBOUNDS</td><td>7 at LA Tech 1/10/26</td></tr><tr><td>ASSISTS</td><td>1, five times</td></tr><tr><td>BLOCKS</td><td>3 vs. Kennesaw St 1/4/26</td></tr><tr><td>STEALS</td><td>1, three times</td></tr><tr><td>MINUTES</td><td>37 at BYU 11/1/25</td></tr><tr><td>LAST GAME</td><td>5 pts, 4 rbs</td></tr></table>	POINTS	11 at LA Tech 1/10/26	REBOUNDS	7 at LA Tech 1/10/26	ASSISTS	1, five times	BLOCKS	3 vs. Kennesaw St 1/4/26	STEALS	1, three times	MINUTES	37 at BYU 11/1/25	LAST GAME	5 pts, 4 rbs
PPG	3.2	SPG	0.1	FG%	59.5																														
RPG	2.8	BPG	0.4	3FG%	40.0																														
APG	0.2	MPG	16.2	FT%	51.9																														
POINTS	11 at LA Tech 1/10/26																																		
REBOUNDS	7 at LA Tech 1/10/26																																		
ASSISTS	1, five times																																		
BLOCKS	3 vs. Kennesaw St 1/4/26																																		
STEALS	1, three times																																		
MINUTES	37 at BYU 11/1/25																																		
LAST GAME	5 pts, 4 rbs																																		
	<div>15 HOUSTON EMORY</div> <div>sr. f 6-9 205 devon, pa. blue ridge school</div> <table><tr><td>PPG</td><td>0.9</td><td>SPG</td><td>0.2</td><td>FG%</td><td>50.0</td></tr><tr><td>RPG</td><td>0.9</td><td>BPG</td><td>0.6</td><td>3FG%</td><td>--</td></tr><tr><td>APG</td><td>0.1</td><td>MPG</td><td>7.4</td><td>FT%</td><td>28.6</td></tr></table>	PPG	0.9	SPG	0.2	FG%	50.0	RPG	0.9	BPG	0.6	3FG%	--	APG	0.1	MPG	7.4	FT%	28.6	<div><div>• Joins brother Macon as one of 16 sets of brothers to play on same team this season nationwide</div><div>• Returns to UD for senior season</div><div>• Appeared in 14 games this season</div><div>• Tied CH 3 blocks at Bucknell</div></div> <div><div>• Both parents played college basketball at William & Mary</div></div>	<table><tr><td>POINTS</td><td>5 at UNC-W 3/1/25</td></tr><tr><td>REBOUNDS</td><td>5 vs. Robert Morris 11/7/24</td></tr><tr><td>ASSISTS</td><td>2 at Iona 11/12/24</td></tr><tr><td>BLOCKS</td><td>3, twice</td></tr><tr><td>STEALS</td><td>2, twice</td></tr><tr><td>MINUTES</td><td>14 at UNC-W 3/1/25</td></tr><tr><td>LAST GAME</td><td>2 pts, 2 rbs in 3 min off bench</td></tr></table>	POINTS	5 at UNC-W 3/1/25	REBOUNDS	5 vs. Robert Morris 11/7/24	ASSISTS	2 at Iona 11/12/24	BLOCKS	3, twice	STEALS	2, twice	MINUTES	14 at UNC-W 3/1/25	LAST GAME	2 pts, 2 rbs in 3 min off bench
PPG	0.9	SPG	0.2	FG%	50.0																														
RPG	0.9	BPG	0.6	3FG%	--																														
APG	0.1	MPG	7.4	FT%	28.6																														
POINTS	5 at UNC-W 3/1/25																																		
REBOUNDS	5 vs. Robert Morris 11/7/24																																		
ASSISTS	2 at Iona 11/12/24																																		
BLOCKS	3, twice																																		
STEALS	2, twice																																		
MINUTES	14 at UNC-W 3/1/25																																		
LAST GAME	2 pts, 2 rbs in 3 min off bench																																		
	<div>20 ALEX KAZAKECKI (KAZ-uh-neck-ee)</div> <div>fr. f 6-6 190 morrow, ohio archbishop moeller</div> <table><tr><td>PPG</td><td>4.5</td><td>SPG</td><td>0.2</td><td>FG%</td><td>43.8</td></tr><tr><td>RPG</td><td>1.8</td><td>BPG</td><td>0.4</td><td>3FG%</td><td>35.2</td></tr><tr><td>APG</td><td>0.5</td><td>MPG</td><td>24.2</td><td>FT%</td><td>75.0</td></tr></table>	PPG	4.5	SPG	0.2	FG%	43.8	RPG	1.8	BPG	0.4	3FG%	35.2	APG	0.5	MPG	24.2	FT%	75.0	<div><div>• Played in every game this season, including three starts</div><div>• Posted CH 17 points against SIU shooting 6-9 and 4-6 from three</div></div> <div><div>• One of three true freshmen on the roster</div><div>• 2024-25 All-Southwest District Player of the Year in high school after leading league with 16.6 ppg</div></div>	<table><tr><td>POINTS</td><td>17 vs. Southern Illinois 11/23/25</td></tr><tr><td>REBOUNDS</td><td>6 vs. Wilmington 11/7/25</td></tr><tr><td>ASSISTS</td><td>3 at LA Tech 1/10/26</td></tr><tr><td>BLOCKS</td><td>2, twice</td></tr><tr><td>STEALS</td><td>2 at Delaware State 12/6/25</td></tr><tr><td>MINUTES</td><td>40 vs. UNC-G 11/25/25</td></tr><tr><td>LAST GAME</td><td>3 pts, 2 rbs</td></tr></table>	POINTS	17 vs. Southern Illinois 11/23/25	REBOUNDS	6 vs. Wilmington 11/7/25	ASSISTS	3 at LA Tech 1/10/26	BLOCKS	2, twice	STEALS	2 at Delaware State 12/6/25	MINUTES	40 vs. UNC-G 11/25/25	LAST GAME	3 pts, 2 rbs
PPG	4.5	SPG	0.2	FG%	43.8																														
RPG	1.8	BPG	0.4	3FG%	35.2																														
APG	0.5	MPG	24.2	FT%	75.0																														
POINTS	17 vs. Southern Illinois 11/23/25																																		
REBOUNDS	6 vs. Wilmington 11/7/25																																		
ASSISTS	3 at LA Tech 1/10/26																																		
BLOCKS	2, twice																																		
STEALS	2 at Delaware State 12/6/25																																		
MINUTES	40 vs. UNC-G 11/25/25																																		
LAST GAME	3 pts, 2 rbs																																		
	<div>21 NNANNA NJOKU (nah-nah n-JOE-koo)</div> <div>gr f 6-9 250 bear, del. sanford school (villanova)</div> <table><tr><td>PPG</td><td>2.0</td><td>SPG</td><td>0.5</td><td>FG%</td><td>14.3</td></tr><tr><td>RPG</td><td>1.5</td><td>BPG</td><td>0.5</td><td>3FG%</td><td>--</td></tr><tr><td>APG</td><td>--</td><td>MPG</td><td>13.0</td><td>FT%</td><td>50.0</td></tr></table>	PPG	2.0	SPG	0.5	FG%	14.3	RPG	1.5	BPG	0.5	3FG%	--	APG	--	MPG	13.0	FT%	50.0	<div><div>• Transferred this season from Villanova first-ever UD player to have been selected in a season's final release of the ESPN100 Recruiting Rankings (93)</div><div>• Missed all but two games this season; Made Delaware debut at Delaware State</div><div>• Rated four-star recruit by 247Sports out of high school</div><div>• 2021 Gatorade Player of the Year</div><div>• Won 2019 and 2021 Delaware State Championships inside Bob Carpenter Center</div><div>• Sister Chioma graduated from UD and was on track & field team</div></div>	<table><tr><td>POINTS</td><td>4, twice</td></tr><tr><td>REBOUNDS</td><td>6, twice</td></tr><tr><td>ASSISTS</td><td>2 vs. NJIT 11/8/24</td></tr><tr><td>BLOCKS</td><td>2, twice</td></tr><tr><td>STEALS</td><td>1, four times</td></tr><tr><td>MINUTES</td><td>17 vs. Rider 11/27/24</td></tr><tr><td>LAST GAME</td><td>DNP - coach's decision</td></tr></table>	POINTS	4, twice	REBOUNDS	6, twice	ASSISTS	2 vs. NJIT 11/8/24	BLOCKS	2, twice	STEALS	1, four times	MINUTES	17 vs. Rider 11/27/24	LAST GAME	DNP - coach's decision
PPG	2.0	SPG	0.5	FG%	14.3																														
RPG	1.5	BPG	0.5	3FG%	--																														
APG	--	MPG	13.0	FT%	50.0																														
POINTS	4, twice																																		
REBOUNDS	6, twice																																		
ASSISTS	2 vs. NJIT 11/8/24																																		
BLOCKS	2, twice																																		
STEALS	1, four times																																		
MINUTES	17 vs. Rider 11/27/24																																		
LAST GAME	DNP - coach's decision																																		
	<div>35 BOUNA KEBE (BOO-nuh KEH-beh)</div> <div>sr f 6-9 216 dakar, senegal promise prep (gillette cc/memphis)</div> <table><tr><td>PPG</td><td>1.2</td><td>SPG</td><td>0.1</td><td>FG%</td><td>40.0</td></tr><tr><td>RPG</td><td>1.0</td><td>BPG</td><td>0.4</td><td>3FG%</td><td>12.5</td></tr><tr><td>APG</td><td>0.3</td><td>MPG</td><td>5.8</td><td>FT%</td><td>--</td></tr></table>	PPG	1.2	SPG	0.1	FG%	40.0	RPG	1.0	BPG	0.4	3FG%	12.5	APG	0.3	MPG	5.8	FT%	--	<div><div>• Transferred this season from Memphis (previously played a two JUCOs)</div><div>• Missed first three games due to injury</div><div>• Played in 14 games this season, including five starts</div><div>• Tallied CH 4 pts and CH 5 rbs in start at GW</div><div>• One of five current DI players born in the 90s (12/24/99)</div><div>• First UD player from Senegal since Ndonjo Ndiaye and Madou Diouf in 2000</div><div>• Speaks English, French, Wolof, Spanish, Arabic, Serer, Kala, and Fula for 8 total</div></div>	<table><tr><td>POINTS</td><td>4 at George Washington 12/10/25</td></tr><tr><td>REBOUNDS</td><td>6 at George Washington 12/10/25</td></tr><tr><td>ASSISTS</td><td>2 vs. CSUN 12/13/25</td></tr><tr><td>BLOCKS</td><td>1, five times</td></tr><tr><td>STEALS</td><td>1, twice</td></tr><tr><td>MINUTES</td><td>13 at George Washington 12/10/25</td></tr><tr><td>LAST GAME</td><td>DNP - coach's decision</td></tr></table>	POINTS	4 at George Washington 12/10/25	REBOUNDS	6 at George Washington 12/10/25	ASSISTS	2 vs. CSUN 12/13/25	BLOCKS	1, five times	STEALS	1, twice	MINUTES	13 at George Washington 12/10/25	LAST GAME	DNP - coach's decision
PPG	1.2	SPG	0.1	FG%	40.0																														
RPG	1.0	BPG	0.4	3FG%	12.5																														
APG	0.3	MPG	5.8	FT%	--																														
POINTS	4 at George Washington 12/10/25																																		
REBOUNDS	6 at George Washington 12/10/25																																		
ASSISTS	2 vs. CSUN 12/13/25																																		
BLOCKS	1, five times																																		
STEALS	1, twice																																		
MINUTES	13 at George Washington 12/10/25																																		
LAST GAME	DNP - coach's decision																																		
	<div>44 TYLER HOUSER</div> <div>sr f 6-9 255 camp hill, pa. cedar cliff (vmi)</div> <table><tr><td>PPG</td><td>13.3</td><td>SPG</td><td>0.4</td><td>FG%</td><td>48.1</td></tr><tr><td>RPG</td><td>5.4</td><td>BPG</td><td>0.5</td><td>3FG%</td><td>37.0</td></tr><tr><td>APG</td><td>1.6</td><td>MPG</td><td>33.0</td><td>FT%</td><td>79.3</td></tr></table>	PPG	13.3	SPG	0.4	FG%	48.1	RPG	5.4	BPG	0.5	3FG%	37.0	APG	1.6	MPG	33.0	FT%	79.3	<div><div>• Transferred ahead of 2023-24 season from VMI</div><div>• Voted team captain</div><div>• Started every game this season</div><div>• Scored 10+ points in 15 of 21 games</div><div>• Tallied back-to-back double-doubles vs UNC-G (SH 24 pts, 10 rbs) and Iona (12 pts, 11 rbs)</div><div>• Recorded season-high 25 points against New Mexico State</div><div>• Missed 2024-25 season due to injury (603 days between college basketball games played)</div></div>	<table><tr><td>POINTS</td><td>26 at Western Caro. 2/25/23</td></tr><tr><td>REBOUNDS</td><td>12 vs. The Citadel 2/2/23</td></tr><tr><td>ASSISTS</td><td>4, twice</td></tr><tr><td>BLOCKS</td><td>2, three times</td></tr><tr><td>STEALS</td><td>1, 26 times</td></tr><tr><td>MINUTES</td><td>41 at LA Tech 1/10/26</td></tr><tr><td>LAST GAME</td><td>15 pts, 9 rbs, 2 asts</td></tr></table>	POINTS	26 at Western Caro. 2/25/23	REBOUNDS	12 vs. The Citadel 2/2/23	ASSISTS	4, twice	BLOCKS	2, three times	STEALS	1, 26 times	MINUTES	41 at LA Tech 1/10/26	LAST GAME	15 pts, 9 rbs, 2 asts
PPG	13.3	SPG	0.4	FG%	48.1																														
RPG	5.4	BPG	0.5	3FG%	37.0																														
APG	1.6	MPG	33.0	FT%	79.3																														
POINTS	26 at Western Caro. 2/25/23																																		
REBOUNDS	12 vs. The Citadel 2/2/23																																		
ASSISTS	4, twice																																		
BLOCKS	2, three times																																		
STEALS	1, 26 times																																		
MINUTES	41 at LA Tech 1/10/26																																		
LAST GAME	15 pts, 9 rbs, 2 asts																																		
	<div>55 JAMEEL BROWN</div> <div>sr f 6-4 200 philadelphia, pa. the haverford school (penn state/temple)</div> <table><tr><td>PPG</td><td>9.8</td><td>SPG</td><td>1.8</td><td>FG%</td><td>34.4</td></tr><tr><td>RPG</td><td>2.8</td><td>BPG</td><td>--</td><td>3FG%</td><td>42.1</td></tr><tr><td>APG</td><td>0.8</td><td>MPG</td><td>23.2</td><td>FT%</td><td>75.0</td></tr></table>	PPG	9.8	SPG	1.8	FG%	34.4	RPG	2.8	BPG	--	3FG%	42.1	APG	0.8	MPG	23.2	FT%	75.0	<div><div>• Transferred this season from Temple after two seasons at Penn State</div><div>• Posted team-high 19 pts at Bucknell</div><div>• Started first four games this season before missing every game since due to injury</div></div>	<table><tr><td>POINTS</td><td>20 vs. Delaware St. 11/6/23</td></tr><tr><td>REBOUNDS</td><td>6 vs. Florida State 11/22/24</td></tr><tr><td>ASSISTS</td><td>2, four times</td></tr><tr><td>BLOCKS</td><td>1, twice</td></tr><tr><td>STEALS</td><td>4 vs. Florida State 11/22/24</td></tr><tr><td>MINUTES</td><td>31, twice</td></tr><tr><td>LAST GAME</td><td>DNP - injury</td></tr></table>	POINTS	20 vs. Delaware St. 11/6/23	REBOUNDS	6 vs. Florida State 11/22/24	ASSISTS	2, four times	BLOCKS	1, twice	STEALS	4 vs. Florida State 11/22/24	MINUTES	31, twice	LAST GAME	DNP - injury
PPG	9.8	SPG	1.8	FG%	34.4																														
RPG	2.8	BPG	--	3FG%	42.1																														
APG	0.8	MPG	23.2	FT%	75.0																														
POINTS	20 vs. Delaware St. 11/6/23																																		
REBOUNDS	6 vs. Florida State 11/22/24																																		
ASSISTS	2, four times																																		
BLOCKS	1, twice																																		
STEALS	4 vs. Florida State 11/22/24																																		
MINUTES	31, twice																																		
LAST GAME	DNP - injury																																		

COACHING STAFF		10 BRANDON BAFFONE (bah-PHONE)	12 ALEX MCFADDEN	14 LANCE PIPER	UPCOMING GAMES...		
HC:	Martin Ingelsby (Notre Dame '01)	Jr. G 6-1 175	So. G 6-1 160	So. G 6-6 187	Sat., Feb. 7	Middle Tennessee 1 p.m.	ESPN+
Record/Career:	153-152/some, 10th season	Hockessin, Del. Salesianum School	Holtsville, N.Y. Phelps School (South Carolina)		Thu., Feb. 12	at FIU	7 p.m. ESPN+
ASSOC HC:	Bill Phillips (Saint Joseph's '01), 10th season				Sat., Feb. 14	at Missouri State	3 p.m. ESPN+
AC:	Antoni Wyche (Notre Dame '99), 1st season				Wed., Feb. 18	WKU	7 p.m. ESPN+
AC:	Danny O'Connor (Indiana '16), 10th season				Sat., Feb. 21	at Middle Tennessee 2 p.m.	ESPN+
AC:	Christian Nunez (Farmingdale St. '13), 2nd season				Thu., Feb. 26	at Jax State	7 p.m. CBSSN