



DELAWARE FIGHTIN' BLUE HENS BASEBALL GAME NOTES

a new era. ≡



Nick Vuylsteke, Associate Director, Communications & Creative Services | 586-262-7414 | nickv@udel.edu

2026 SCHEDULE

0-0, 0-0 CUSA
H: 0-0 | A: 0-0 | N: 0-0

FEBRUARY (0-0)

Feb. 13	at Elon	4 p.m.
Feb. 14	at Elon (DH game 1)	1 p.m.
Feb. 14	at Elon (DH game 2)	40 min. after game 1
Feb. 17	La Salle	4 p.m.
Feb. 20	at Mississippi State	4 p.m.
Feb. 21	at Mississippi State	1 p.m.
Feb. 22	at Mississippi State	11 a.m.
Feb. 24	Maryland	4 p.m.
Feb. 25	at La Salle	2 p.m.
Feb. 27	Rider	4 p.m.
Feb. 28	Rider	2 p.m.

MARCH (0-0)

March 1	Rider	1 p.m.
March 3	at Maryland	4 p.m.
March 6	Canisius	4 p.m.
March 7	Canisius	2 p.m.
March 8	Canisius	1 p.m.
March 10	at Penn	3 p.m.
March 13	at LA Tech*	6 p.m.
March 14	at LA Tech*	2 p.m.
March 15	at LA Tech*	10 a.m.
March 17	St. Joe's	5 p.m.
March 20	Dallas Baptist*	5 p.m.
March 21	Dallas Baptist*	2 p.m.
March 22	Dallas Baptist*	12 p.m.
March 24	at Rutgers	3 p.m.
March 27	Kennesaw State*	5 p.m.
March 28	Kennesaw State*	2 p.m.
March 29	Kennesaw State*	12 p.m.
March 31	at Rider#	TBA

APRIL (0-0)

April 2	at NM State*	6 p.m.
April 3	at NM State*	6 p.m.
April 4	at NM State*	11 a.m.
April 7	at Lehigh or St. Joe's#	TBA
April 10	Missouri State*	5 p.m.
April 11	Missouri State*	2 p.m.
April 12	Missouri State*	12 p.m.
April 14	Delaware State	5 p.m.
April 21	LBC Championship#	4 p.m.
April 21/22	at St. Joe's	3 p.m.
April 24	at Liberty*	3 p.m.
April 25	at Liberty*	1 p.m.
April 26	at Liberty*	1 p.m.
April 28	at Delaware State	3 p.m.

MAY (0-0)

May 1	FIU*	6:30 p.m.
May 2	FIU*	6:30 p.m.
May 3	FIU*	12 p.m.
May 8	at Sam Houston*	6:30 p.m.
May 9	at Sam Houston*	2 p.m.
May 10	at Sam Houston*	12 p.m.
May 14	Western Kentucky*	6:30 p.m.
May 15	Western Kentucky*	5 p.m.
May 16	Western Kentucky*	10:30 a.m.
May 20-24	CUSA BASE Championship	TBD

Home Games in **BOLD**

All times ET

* CUSA Game

Liberty Bell Classic

feb. 13 -14 | games 1-3 | elon, n.c. | latham park | flosports (game 1 only)

DELAWARE (0-0)

GM
1-3

ELON (0-0)



Head Coach: Greg Mamula
Record at UD: 89-80 (4th year)
Career Record: 213-125 (7th year)
Last: W, 5-4 vs. Campbell



Head Coach: Mike Kennedy
Record at Elon: 882-717-3
Career Record: same
Last: L, 2-4 vs. Charleston

feb. 17 | game 4 | newark, del. | bob hannah stadium | espn+

DELAWARE (0-0)

GM
4

LA SALLE (0-0)



Head Coach: Greg Mamula
Record at UD: 89-80 (4th year)
Career Record: 213-125 (7th year)
Last: W, 5-4 vs. Campbell



Head Coach: David Miller
Record at Elon: 76-102 (5th year)
Career Record: 153-177 (8th year)
Last: L, 2-5 vs. St. Joe's (May 22, 2021)

FIRST PITCH

The University of Delaware baseball program opens the 2026 season on the road against its former Coastal Athletic Association foe, Elon on Friday, February 13-15

The last time the Blue Hens and Phoenix faced off was last season at Elon from March 29-31. The Blue Hens took two of three, including a dramatic 17-12 win in extra innings. **LT Cockrill** hit a grand slam in the 10th inning to give UD the edge.

Cockrill, along with infielder **Evan Bouldin** are two key reentrers to the Blue Hens lineup for the 2026 season. Cockrill hit .314 with nine home runs and 37 RBIs. Bouldin started in all 53 games in 2025, hit .258 with eight home runs, and drove in 41 runs.

On the mound, UD returns **Doug Marose** and **Elias Conway**. Marose boasted a 3.95 ERA, struck out nine batters and held a .220 batting average against. He earned CAA Pitcher of the Week after pitching five scoreless innings against Siena on March 14. Conway pitched in 35.1 innings, had a 4.84 ERA, struck out 34 batters, and had a .202 batting average against. His ERA dropped nearly three points from 2024 to 2025.

The Blue Hens are led by fourth-year head coach **Greg Mamula**. He boast a record of 89-80 while at UD and has never finished a season with a record below .500 in his entire career.

HOW TO FOLLOW

TV/Stream.....FloSports / no stream sat./ ESPN+

Play-by-Play.....Jack Marcus (Friday)

Live Stats.....statsbroadcast

X/Instagram.....@DelawareBASE

SERIES HISTORY

All-Time.....	13-17
Mamula vs.....	2-4
Home.....	5-6
Road.....	7-10
Neutral.....	1-1
Current Streak.....	W2
Last Meeting.....	W, 17-12 - 3/30/2025
Largest Victory.....	9 (11-2) - 4/21/2017
Largest Defeat.....	13 (15-2) - 4/22/2017
Last Win at Home.....	6-5 - 5/6/2018
Last Win on the Road.....	17-12 - 3/30/2025

WHO ARE WE

Only refer to our institution as the University of Delaware or UD. Do not use "U of D," "UofD," "the U of D" or "UDeL." Do not use periods in "UD."

We are the Fightin' Blue Hens on first reference and Blue Hens, Hens, or Blue & Gold after that.

CONTACT US

Please contact Associate Director of Communications and Creative Services Nick Vuylsteke for player and coaches interview request at nickv@udel.edu or 586-262-7414

A NEW ERA

After a nearly 18-month wait, the new era is finally here and the University of Delaware Fightin' Blue Hens are officially full members of Conference USA as of July 1, 2025. Fourteen of UD's 22 varsity programs will be housed in CUSA, with seven others joining as affiliate members in the Atlantic Sun (women's lacrosse, men's and women's swimming & diving), Atlantic 10 (men's lacrosse), Mid-American Conference (rowing), The Summit League (men's soccer), Atlantic Hockey America (ice hockey) and Mountain Pacific Sports Federation (field hockey).

An athletic department built on history and tradition, Delaware brings an abundance of success to CUSA having won 10 national championships, 172 team conference titles, 282 individual conference crowns, 342 major conference awards, 2,655 all-league selections, and 543 all-americans.

UD student-athletes complement their athletic success with strong academic performances. During the 2024-25 academic year, the Blue Hens compiled a cumulative 3.41 grade-point average—the highest in department history, excluding academic terms impacted by

COVID-19. This marked the 11th-consecutive year and the 23rd-straight semester in which UD student-athletes have posted a 3.00 GPA or better.

The move will push the Delaware brand across the nation, spanning from the northeast down into Florida, and west as far as New Mexico. However, the reach won't stop there. At least five football games will hit the national scene on CBS Sports Network/ESPN family of networks, including a non-conference tilt on FOX against Colorado. Men's and women's basketball will also have the chance to play nationally televised games as part of CUSA's media rights agreement with CBS Sports Network and ESPN.

Speaking of reach, Delaware's initial announcements about joining Conference USA reached over two billion people according to social media analytics. Put that into perspective – just over one million people live in the state of Delaware. That means these announcements reached over 2,000 Delawares.

Conference USA is an NCAA Division I conference championing success in

college athletics through dedicated leadership, dynamic partnership, and diverse membership. Founded in 1995 and based in Dallas, CUSA is home to nine schools: FIU, Jacksonville State, Liberty, Louisiana Tech, Middle Tennessee, New Mexico State, Sam Houston, UTEP, and WKU. Kennesaw State joined the league in 2024 and Delaware begins competition in 2025.

“Adding the University of Delaware is a tremendous opportunity for Conference USA as we strategically position ourselves for continued success,” Conference USA Commissioner Judy MacLeod said. “We are excited to add the state's flagship university with its rich history in athletics and academics and look forward to our partnership with President Dennis Assanis, Director of Athletics Chrissi Rawak, and their leadership group.”



SPONSORED DELAWARE SPORTS

- Baseball
- M/W Basketball
- W Cross Country/Track & Field
- Football
- M/W Golf
- W Soccer
- Softball
- M/W Tennis
- Volleyball

OTHER DELAWARE SPORTS AFFILIATIONS

- Field Hockey
- W Ice Hockey
- M Lacrosse
- MPSF
- Atlantic Hockey
- America
- Atlantic 10
- W Lacrosse
- W Rowing
- M Soccer
- M/W Swim/Dive
- Atlantic Sun
- Mid-American
- The Summit League
- Atlantic Sun

2026 DELAWARE NUMERICAL ROSTER

#	NAME	POS.	YR.	HT.	WT.	B/T	HOMETOWN/HIGH SCHOOL (PREV. SCHOOL)
1	Sal Mineo	OF	So.	5-11	195	L/L	Slipper Rock, Pa / Slippery Rock (Ohio State)
2	Connor Doherty	INF/OF	Fr.	6-1	195	R/R	Fairfax, Va. / Robinson
3	Matthew Minckler	INF/RHP	So.	6-0	175	R/R	Bangkok, Thailand / Portsmouth (Virginia Tech)
4	Rory Finn	INF/RHP	So.	5-10	190	R/R	Warrington, Pa. / Springside Chesnut Hill
5	Jeremy Wolf	INF	Sr.	5-9	170	R/R	Sicklerville, N.J. / Gloucester Catholic (UNC Greensboro)
6	LT Cockrill	C	Sr.	5-10	205	R/R	Las Vegas, Nev. / Centennial (State College of Florida)
7	Evan Bouldin	INF	Sr.	6-2	200	R/R	Middletown, Del. / Appoquinimink (Delaware State)
8	Anthony Charles	OF	Sr.	6-3	195	L/L	Mullica Hill, N.J. / Clearview (Goldey Beacom)
10	Andrew Callaway	LHP	Jr.	6-0	210	R/L	Seaford, Del. / Delma (West Virginia)
11	Luke Lambert	C	Sr.	5-9	185	R/R	McDonald, Pa / West Allegheny (Eastern Florida State College)
12	Dylan Bryan	LHP	Jr.	6-2	195	L/L	Lutherville, Md./ Loyola-Blakefield
14	Harry Carr	INF	So.	6-1	175	L/R	Philadelphia, Pa / Monsignor Bonner (Butler)
15	Ryan Pugh	RHP	So.	6-0	205	R/R	South Riding, Va./ Freedom (Virginia Tech)
16	Vincent Davis	INF/OF	Jr.	6-0	210	R/R	Somerdale, N.J. / Highland (Manhattan)
17	Noah Burroughs	OF	So.	6-1	195	R/R	Millsboro, Del. / Sussex Central (Salisbury)
18	Jack Maiale	RHP/INF	Fr.	6-4	220	R/R	New Paltz, N.Y. / New Paltz
19	Jackson Hulcher	RHP	Jr.	6-3	190	R/R	Ashburn, Va. / Broad Run (Richard Bland CC)
20	Doug Marose	RHP	Gr.	6-5	230	R/R	Laytonsville, Md. / Gaithersburg (Harford CC)
21	Nick Bilotto	RHP	Fr.	6-2	190	R/R	Ellicott City, Md. / Glenelg
22	Sam Winsett	INF	So.	6-1	190	R/R	Voorhees, N.J. / Eastern (Coastal Carolina)
23	Luke Guire	INF	INF	6-3	210	S/R	Bordentown, N.J. / Bordentown
24	Ethan Shaub	LHP	Gr.	5-10	190	R/L	Haddon Township, N.J. / Haddon Township (Gloucester CC)
25	Elias Conway	LHP	Jr.	6-0	180	L/L	East Nassau, N.Y. / Columbia
27	Anthony DeCesare	C	Fr.	6-2	220	R/R	Yorktown Heights, N.Y. / Stony Brook School
28	Tim Hartman	RHP	Sr.	5-11	180	R/R	Lumberton, N.J. / Rancocas Valley (Gloucester CC)
29	Chase Deibler	RHP	Fr.	6-3	185	R/R	Enola, Pa. / East Pennsboro
30	Grant Fournier	OF	Fr.	5-10	170	L/L	Cherry Hill, N.J. / Cherry Hill West
31	Matt Reyes	RHP	Sr.	5-10	195	L/R	Northford, Conn. / St. Thomas More (Louisburg CC)
32	Jonah Richardson	RHP	So.	6-0	215	R/R	Boiling Springs, Pa. / Boiling Spring
33	Ryan McLaughlin	RHP	Jr.	6-2	190	R/R	Berlin, Md. / Stephen Decatur
35	Jake Marchesano	RHP	Fr.	6-2	180	R/R	Feasterville, Pa. / Archbishop Ryan
36	Ben Moyzan	RHP	Jr.	6-1	205	R/R	Bethlehem, Pa. / Notre Dame (Old Dominion)
37	Evan Lewis	RHP	Gr.	6-2	205	R/R	Severna Park, Md. / Severna Park (Gaston Community College)
38	Cole Carbone	C	Jr.	6-2	210	L/R	Cranston, R.I. / Worchester Academy (Houston)
39	Brady Blum	RHP	So.	6-1	180	R/R	Northfield, N.J. / Mainland
41	Joaquin Rodriguez	INF	Fr.	6-6	230	L/R	Harbenson, Del. / Sussex Central
42	Jake Pollaro	LHP	So.	6-5	240	L/L	Pittsburgh, Pa. / North Hills

Head Coach:

Recruiting Coordinator:

Pitching Coach:

Volunteer Assistant:

Greg Mamula (St. Bonaventure '98), 4th season

Chris Bresnahan (Elon '13), 2nd season

Daniel Sweeney (East Tennessee State '19), 2nd season

Jimmy Losh (Millersville '23), 1st season

ROSTER BY CLASS

GRADUATE (3)

Doug Marose
Ethan Shaub
Evan Lewis

SENIORS (8)

Jeremy Wolf
LT Cockrill
Evan Bouldin
Anthony Charles
Luke Lambert
Elias Conway
Tim Hartman
Matt Reyes

JUNIORS (8)

Matthew Minckler
Andrew Callaway
Dylan Bryan
Vincent Davis
Jackson Hulcher
Ryan McLaughlin
Ben Moyzan
Cole Carbone

SOPHOMORES (9)

Sal Mineo
Rory Finn
Harry Carr
Ryan Pugh
Noah Burroughs
Sam Winsett
Jonah Richardson
Brady Blum
Jake Pollaro

FRESHMEN (9)

Connor Doherty
Jack Maiale
Nick Bilotto
Luke Guire
Anthony DeCesare
Chase Deibler
Grant Fournier
Jake Marchesano
Joaquin Rodriguez

PRO-NUN-SEE-AY-SHUNS

#1	Sal Mineo	MINI-oh	#30	Grant Fournier	four-knee-YAY
#2	Connor Doherty	DOOR-ity	#35	Jake Marchesano	mar-CHUH-san-oh
#15	Ryan Pugh	PEW	#36	Ben Moyzan	moy-ZON
#17	Noah Burroughs	BURR-ohs	#38	Cole Carbone	car-bone-KNEE
#18	Jack Maiale	MY-ally	#41	Joaquin Rodriguez	wah-KEEN
#21	Nick Bilotto	Bill-AH-toe	#42	Jake Pollaro	poll-AIR-oh
#23	Luke Guire	gWHY-er	HC	Greg Mamula	ma'am-YOU-luh
#27	Anthony DeCesare	dee-CHES-er-aye	RC	Chris Bresnahan	bres-NUH-han
#29	Chase Deibler	DIE-bler	VC	Jimmy Losh	LAHsh

GEOGRAPHICAL

Connecticut (1)

31 Matt Reyes RHP

Delaware (4)

7 Evan Bouldin INF
10 Andrew Callaway LHP
17 Noah Burroughs OF
41 Joaquin Rodriguez-Coasta INF

Maryland (5)

12 Dylan Bryan LHP
20 Doug Marose RHP
21 Nick Bilotto RHP
33 Ryan McLaughlin RHP
37 Evan Lewis RHP

Nevada (1)

6 LT Cockrill C

New Jersey (9)

5 Jeremy Wolf INF
8 Anthony Charles OF
16 Vincent Davis INF/OF
22 Sam Winsett INF
23 Luke Guire INF
24 Ethan Shaub LHP
28 Tim Hartman RHP
30 Grant Fournier OF
39 Brady Blum RHP

New York (3)

18 Jack Maiale RHP/INF
25 Elias Conway LHP
27 Anthony DeCesare C

Rhode Island (1)

38 Cole Carbone C

Pennsylvania (9)

1 Sal Mineo OF
4 Rory Finn INF/RHP
11 Luke Lambert C
14 Harry Carr INF
29 Chase Deibler RHP
32 Jonah Richardson RHP
35 Jake Marchesano RHP
36 Ben Moyzan RHP
42 Jake Pollaro LHP

Thailand (1)

3 Matthew Minckler INF/RHP

Virginia (3)

2 Connor Doherty INF/OF
15 Ryan Pugh RHP
19 Jackson Hulcher RHP

HEAR OUR NAMES



QUICK FACTS

School.....	University of Delaware
Location	Newark, Del.
Founded	1743
Enrollment	24,039
President.....	Laura Carlson
School Website	www.udel.edu
Nickname.....	Fightin' Blue Hens
School Colors.....	Blue & Gold
Athletics Website	www.bluehens.com
Director of Athletics.....	Jordan Skolnick
Conference	Conference USA
Website.....	www.conferenceusa.com

BASEBALL PROGRAM

Stadium	Bob Hannah Stadium
Capacity	1,300
First Season of BASE	1882
All-Time Record	2,233-1,510-27
All-Time Bob Hannah Stadium	910-391-1
Conference Championships.....	11
Last	2017
All-Conference Selections	156
Head Coach	Greg Mamula (St. Bonaventure '98)
Career Record.....	215-125
Record at UD	89-80
Seasons at UD	4th season
Letterwinners Returning/Lost	19/20
Newcomers	19
Transfers	10
Freshmen	9
2025 Overall Record.....	28-25
2025 CAA Record	12-15
2025 CAA Reg. Season Finish	7th

TABLE OF CONTENTS

A New Era.....	2
Roster	3
Quick Facts, Media Info, Stat Comparison.....	4
Individual Trends, Milestone Watch, On This Date ..	5
Delaware Record When	6
Mamula vs. Opponents.....	7
Individual Game Highs, Awards, CUSA Standings ..	8
Game Notes.....	4-8
Player Pages	9-11
Head Coach Greg Mamula	12
Assistant Coaches and Support Staff	13
CUSA Page	14
Blue Hens in the Pros	15
Delaware Highs and Lows	16
Starters by game.....	17
Game by Game Leaders - Offense.....	18
Game by Game Leaders- Defense	19
Game by Game Leaders - Misc.....	20
Last Time a Blue Hen/Last Time The Team	21
NCAA Rankings	22
NCAA Individual Rankings	23
TV Roster.....	24-25

MEDIA INFORMATION

Interview Requests

All interview requests for players, coaches, or staff members should be directed to Nick Vuylsteke.

Credentials

All credential requests for home games must be made through Nick Vuylsteke. Game-by-game credentials must be requested at least 24 hours prior to the game or the start of the weekend series.

Media Parking

Media parking at the Bob Hannah Stadium is at lot 106. This lot is behind the Bob Carpenter Center and is adjacent to the Delaware Softball Diamond and Grant Stadium. If parking changes, Delaware athletics will inform the media beforehand. No parking passes are needed.

Post-Game Interview Procedures

Following games, Delaware head coach Greg Mamula and select players will be made available to the media upon request. Please address coach and player requests to Nick Vuylsteke and the visiting school's sports information representative.

GAME NOTES

welcome back breezy

Recruiting Coordinator **Chris Bresnahan** returns to his alma mater Elon for opening weekend. With the Phoenix, Bresnahan appeared in 145 games, and made 85 starts. He was a career .247 hitter and drove in 29 runs in his four year career.

key returners - offense

The Blue Hens are set to return a number of athletes who were mainstays in the starting lineup, including C **LT Cockrill** and INF **Evan Bouldin**.

Cockrill is coming off a 2025 campaign where he appeared in 42 games and made 41 starts. He hit .314 with nine home runs and 37 RBIs. Behind the plate, he threw out 14 runners.

Bouldin appeared and started in all 53 games for the Blue Hens. He hit .258 with eight home runs and 41 RBIs.

Additional returners include INF **Rory Finn** (43 GP-37 GS, 3 HRs, 26 RBIs) who was named the CAA Rookie of the Week on March 10, and INF/RHP **Matthew Minckler** (32 GP-22 GS, 1 HR, 19 RBIs), who became the seventh Blue Hen in program history to hit for the cycle against UMES on April 29, 2025.

key returners - pitching

The Blue Hens will return the majority of its pitching staff from the 2025 season: **Dylan Bryan, Elias Conway, Doug Marose, Tim Hartman, Ryan McLaughlin, Jake Pollaro, Ethan Shaub, Andrew Callaway, Brady Blum, Evan Lewis, and Jonah Richardson**.

welcome to the 302 - transfers

This offseason, head coach **Greg Mamula** brought in a number of transfers looking to make an impact for the 2026 season.

The transfer class is a combination of athletes from Division I schools (INF **Jeremy Wolf** (UNC Greensboro), OF **Sal Mineo** (Ohio State), INF **Harry Carr** (Butler), RHP **Ryan Pugh** (Virginia Tech), INF **Sam Winsett** (Coastal Carolina), C **Cole Carbone** (Houston) along with players from DII, DIII and JUCO level: OF **Anthony Charles**, (Goldey Beacom), OF **Noah Burroughs** (Salisbury) and **Jackson Hulcher** (Richard Bland CC)

welcome to the 302 - freshman

The Blue Hens welcome nine freshmen who will look to make a name for themselves in the 2026 season - OF **Connor Doherty**, RHP/INF **Jack Maiale**, RHP **Nick Bilotto**, INF **Luke Guire**, C **Anthony DeCeasare**, RHP **Chase Deibler**, OF **Grant Fournier**, RHP **Jake Marchesano**, INF **Joaquin Rodriguez**

2025 STATISTICAL COMPARISON

Category	DEL	NCAA	CAA	ELON	NCAA	CAA	LAS	NCAA	A10
BB	273	96th	4th	288	72nd	2nd	N/A	N/A	N/A
Batting Average	.270	211th	9th	.282	135th	5th	N/A	N/A	N/A
Doubles	109	98th	2nd	104	121st	4th	N/A	N/A	N/A
Double Plays	32	208th	9th	30	237th	10th	N/A	N/A	N/A
ERA	5.75	127th	5th	6.74	201st	7th	N/A	N/A	N/A
Fielding %	.966	178th	5th	.963	231st	7th	N/A	N/A	N/A
HBP	70	169th	4th	59	237th	9th	N/A	N/A	N/A
Hits	488	203rd	10th	539	118th	4th	N/A	N/A	N/A
Home Runs	67	101st	4th	39	232nd	11th	N/A	N/A	N/A
OBP	.383	152nd	5th	.387	128th	3rd	N/A	N/A	N/A
Runs	382	137th	6th	380	139th	7th	N/A	N/A	N/A
Scoring Average	7.2	96th	2nd	6.7	156th	8th	N/A	N/A	N/A
Slugging %	.451	122nd	5th	.412	209th	9th	N/A	N/A	N/A
Stolen Bases	62	158th	10th	67	140th	9th	N/A	N/A	N/A
Strikeouts per Nine	8.7	87th	2nd	7.4	221st	6th	N/A	N/A	N/A
Triples	9	183rd	10th	14	69th	3rd	N/A	N/A	N/A
WHIP	1.57	119th	4th	1.67	177th	7th	N/A	N/A	N/A
Walks Allowed per Nine	4.95	175th	7th	4.62	138th	5th	N/A	N/A	N/A

GAME NOTES

chasing 200

Infielder **Evan Bouldin** is five hits away from 200 hits in his collegiate career. He had 56 hits with the Blue Hens in 2025, and 139 hits in two seasons with Delaware State.

juco bandits

Head coach **Greg Mamula** has had success recruiting JUCO athletes and turning them into key contributors on the Blue Hens roster. One school in particular, Rowan College at Gloucester County in Deptford County, New Jersey has been a school that Mamula and co. has reached to several times. Rowan College is consistently a top program at the junior college level.

Current athletes on the Blue Hens squad that have come from Rowan are LHP **Ethan Shaub** and RHP **Tim Hartman**. Additionally, former OF **Aaron Graeber** started his collegiate journey at Rowan.

fighting through adversity

Last season, RHP **Doug Marose** started the year pitching on a torn ACL. On March 14 against Sienna, Marose had one of the best pitching performances of his career. He pitched five innings of scoreless baseball, allowed just one hit and struck out four batters. He threw just 46 pitches during the outing. Marose had ACL surgery, and also won CAA Pitcher of the Week just three days later.

home sweet home

UD posts a better record at home under **Greg Mamula** (48-34) compared to on the road (38-42).

never below .500

During his six years as a head coach, **Greg Mamula** has never finished the season below .500. His best win percentage was back in 2009 when West Chester finished 46-12 (.793).

pod pitching system

The Blue Hens introduced a "pod" system to their pitching staff last season with the addition of now second-year pitching coach

Daniel Sweeney. The pitching staff is split into three different "pods" Three pitchers will pitch three innings each game. However, there are more than three pitchers in each pod in the scenario where they need a fourth, fifth, sixth, etc. pitcher in the game.

The idea behind pod pitching is to conserve arms so their pitchers can perform better as the season progresses.

pod pitching improvements

The Blue Hens pitching staff saw significant improvements with the introduction of the pod pitching system. In 2024, the Blue Hens team ERA was 6.93, recorded 430 strike outs, walked 276 batters, and allowed an opponents batting average of .296. In 2025, the Blue Hens team ERA was 5.75, struck out 437 batters, walked 249 batters, and opponents BAA .262.

Several Blue Hens saw significant improvements under the pod pitching system. LHP **Elias Conway** improved his ERA from 7.52 in 20.1 innings pitched his freshman year to 4.52 ERA last season in 35.1 innings pitched. He only gave up three more hits and allowed two more runs. He walked eight less batters and struck out 13 more. Opponents' BAA also dropped from .262 to .208 with Conway on the mound. Additionally, 2025 graduates **Carter Welch** (39.2 IP, 3.18 ERA, 1.34 WHIP, 38 Ks, 15 BBs) and **Dom Velazquez** (46.1 IP, 2.53 ERA, 1.08 WHIP, 50 Ks, 18 BBs) had their best seasons of their collegiate careers.

DII legend

Prior to coaching at the University of Delaware, **Greg Mamula** was the head coach at DII West Chester from 2007-09. During his three seasons in southeast PA, the Rams boasted a 124-45 record. They made it to the NCAA tournament all three years, including a trip to the college world series back in 2009. The program's 46 wins back in 2009 is still the most wins in program history.

INDIVIDUAL TRENDS

Multi-Hit Games	25-26	Career
Evan Bouldin	0	52
Anthony Charles	0	34
Jeremy Wolf	0	29
Noah Burroughs	0	25
LT Cockrill	0	22
Rory Finn	0	11
Harry Carr	0	9
Vincent Davis	0	8
Luke Lambert	0	8
Sal Mineo	0	2

Hit streaks	25-26	Career
Anthony Charles	0	12
Evan Bouldin	0	12
Noah Burroughs	0	11
Jeremy Wolf	0	11
Vincent Davis	0	8
Harry Carr	0	7
LT Cockrill	0	6
Rory Finn	0	4
Matthew Minckler	0	3
Vincent Davis	0	2

Runners Caught Stealing 25-26	Career
LT Cockrill	0
	14

MILESTONE WATCH

Head Coach Wins at Delaware	
1. Bob Hannah (1965-2000)	1,053
2. Jim Sherman (2001-2022)	606
3. Tubby Raymand (1956-1964)	142
4. Shack Martin (1943-1943 & 1946-52)	98
5. Gerald R. Doherty (1931-1941)	92
6. Greg Mamula (2023-pres.)	89

Hits (Career)	
Evan Bouldin	195
Anthony Charles	119
Jeremy Wolf	104

Strikeouts (Career)	
Ethan Shaub	60
Doug Marose	57

ON THIS DATE IN DELAWARE BASEBALL HISTORY...

FEB

13

Delaware opened the season with a doubleheader against Georgetown and Wake Forest back in 2015. Delaware defeated Georgetown 3-0, and lost to Wake Forrest 3-2. February 13th is the earliest game played under head coach Greg Mamula.

DELAWARE RECORD WHEN...

	2026	MAMULA
Overall	0-0	89-80
Conference	0-0	45-39
Non-conference	0-0	44-41
Conference Tournament	0-0	3-4
Home	0-0	48-34
Away	0-0	38-42
Neutral	0-0	3-4
Extra Innings	0-0	7-2
Game ends in 7 or 8 inn.		14-5
Current streak	--	W1
Current home streak	--	W1
Current road streak	--	L2
Current neutral streak	--	L1
Day game	0-0	74-65
Night game (After 6 pm)	0-0	15-15
February	0-0	11-13
March	0-0	27-26
April	0-0	31-21
May	0-0	19-20
On Midweeks	0-0	22-15
On Series Openers	0-0	21-21
On Second Game of Series	0-0	16-24
On Series Finale	0-0	27-16
Scoring first	0-0	48-26
Opponent scores first	0-0	43-54
Leading after 6 innings	0-0	65-8
Trailing after 6 innings	0-0	18-67
Tied after 6 innings	0-0	6-5
Games decided by 1-3 runs	0-0	35-34
Games decided by 4-6 runs	0-0	19-22
Games decided by 7-9 runs	0-0	11-10
Games decided by 10+ runs	0-0	24-14
Offense scores 0-5 runs	0-0	13-55
Offense scores 6-9 runs	0-0	25-21
Offense scores 10-14 runs	0-0	32-4
Offense scores 15+ runs	0-0	19-0
Offense has 0-5 hits	0-0	7-23
Offense has 6-9 hits	0-0	18-33
Offense has 10-14 hits	0-0	48-22
Offense has 15-19 hits	0-0	15-2
Offense has 20+ hits	0-0	1-0
Offense walks 0-3 times	0-0	16-37
Offense walks 4-6 times	0-0	33-26
Offense walks 7-9 times	0-0	22-15
Offense walks 10+ times	0-0	18-2
Offense strikes out 0-3 times		1-8
Offense strikes out 4-6 times		27-12
Offense strikes out 7-9 times		24-18
Offense strikes out 10+ times		37-42
Pitchers allow 0-5 runs	0-0	51-15
Pitchers allow 6-9 runs	0-0	28-32
Pitchers allow 10-14 runs	0-0	10-24
Pitchers allow 15+ runs	0-0	0-9
Pitchers strike out 0-3	0-0	6-5
Pitchers strike out 4-6	0-0	23-30
Pitchers strike out 7-9	0-0	33-29
Pitchers strike out 10+	0-0	27-16
Commits 0 fielding errors	0-0	43-26
Commits 1-2 fielding errors	0-0	41-33
Commits 3-4 fielding errors	0-0	5-21
Commits 5+ fielding errors	0-0	

GAME NOTES

eye for talent

During his coaching career, **Greg Mamula** has developed 21 players who would go on to get drafted into Major League Baseball, five of which came in the first, second or third round. Notable players who played under Mamula include MLB all-stars Ian Happ and Joey Wendle, along with Pedros Pages and Nolan Schanuel.

Additionally, pitching coach **Daniel Sweeney** has developed his fair share of MLB draft picks. Most recently, he played a big role in the development of Nate Knowles at William & Mary. Knowles was named the CAA Pitcher of the Year, and was eventually picked in the fourth round of the 2024 MLB draft by the Tampa Bay Rays. He also helped with the development of Carter Lovasz, who was selected in the eighth round of the 2025 draft by the Atlanta Braves, and Cory Wall, who most recently posted a 3.46 ERA in Double-A level for Atlanta.

welcome to the milb

After a successful two-year stint with the Blue Hens, **Aaron Graeber** signed a professional contract with the Los Angeles Angels last summer. He was a two-time All-CAA selection (first team 2025, second team 2024), had a career .333 batting average, .407 obp and a .608 slg. He notched 141 hits, 28 home runs, 104 RBIs and drew 51 walks. Graeber was most known for his ability to hit the ball hard, consistently hitting the ball at over 100 MPH of exit velocity. Last season, he hit a home run against FIU with an exit velocity of 119 MPH. It would have been the hardest hit ball in Major League Baseball in 2025.

blue hens in the pros

Aaron Graeber is one of three former Blue Hens who are playing in organized professional baseball. The other two players are current San Diego Padres relief pitcher **Ron Marinaccio** and current Houston Astros starting pitcher **Brandon Walter**.

Marinaccio spent the majority of the 2025 season with the Padres Triple-A affiliate, El Paso

Chihuahuas. He eventually made his way to the major league squad in the early fall. He appeared in seven games, pitched in 10.2 innings, struck out 12 batters and boasted a 0.84 ERA. Prior to his time in San Diego, he spent his career with the New York Yankees organization, including three years pitching in The Bronx. He pitched in over 100 innings and never posted an ERA over 4.00.

Walter was in the midst of a potential breakout season with the Astros in 2025. He made nine starts, pitched in 53.2 innings, boasted a 3.35 ERA, a 0.93 WHIP, and struck out 52 batters. His season was unfortunately cut short due to injury.

Former Blue Hen **Chad Kuhl** is an eight-year MLB veteran who is looking to make his way back to the pros. He formerly pitched with the Pittsburgh Pirates, Colorado Rockies, Washington Nationals, and most recently the Chicago White Sox from 2016-2024. He spent time this past fall working out with the Blue Hens at Bob Hannah Stadium staying in shape and waiting for his next opportunity to pitch at the major league level.

blue hen to blue jay

Former Blue Hen catcher **John Schneider** is the current manager for the Toronto Blue Jays. The 2026 season will mark his fifth-year leading the squad from Canada. Last season was Schneider's most successful as a manager at the major league level. The Blue Jays finished the 2025 season with a 94-68 record, the best regular season record under Schneider. The Blue Jays not only won the American League East Division, but clinched the top seed in the American League in the process. Toronto defeated the New York Yankees in the AL Divisional Series, and took down the Seattle Mariners in a dramatic seven-game series to clinch a spot in the World Series for the first time since 1993.

The Blue Jays would eventually lose the series to the Los Angeles Dodgers in another dramatic seven-game series in what many call the "greatest World Series in recent memory"

MAMULA VS.

OPPONENT	H	A	N	OVR
Bryant	2-1	0-0	0-0	2-1
Canisius*	0-0	0-0	0-0	0-0
Campbell	1-2	2-1	0-0	3-3
Charleston	3-0	1-2	1-2	5-4
Dallas Baptist	0-0	0-0	0-0	0-0
Delaware State	3-0	0-1	0-0	3-1
Elon	0-0	2-4	0-0	2-4
Horstra	4-2	2-1	0-0	6-3
FIU	0-0	1-2	0-0	1-2
Florida Atlantic	0-0	0-3	0-0	0-3
Georgetown	0-1	1-0	0-0	1-1
George Washington	1-1	2-0	0-0	3-1
High Point*	0-0	0-0	0-0	0-0
Jacksonville	0-0	2-1	0-0	2-1
Kennesaw State*	0-0	0-0	0-0	0-0
Lafayette	3-1	2-0	0-0	5-1
LA Tech*	0-0	0-0	0-0	0-0
La Salle*	0-0	0-0	0-0	0-0
Liberty*	0-0	0-0	0-0	0-0
Lehigh	0-0	0-1	0-0	0-1
Maryland	0-4	1-2	0-0	1-6
MTSU*	0-0	0-0	0-0	0-0
Monmouth	1-2	3-3	0-0	4-5
Missouri State*	0-0	0-0	0-0	0-0
Mississippi State*	0-0	0-0	0-0	0-0
North Carolina A&T	5-1	2-1	0-0	7-2
North Florida	0-0	1-1	0-0	1-1
Northeastern	1-2	1-5	0-0	2-7
New Mexico State*	0-0	0-0	0-0	0-0
Ole Miss	0-0	0-3	0-0	0-3
Penn	1-1	2-1	0-0	3-2
Penn State	0-0	1-0	0-0	1-0
Quinnipiac	2-1	0-0	0-0	2-1
Rider	1-2	0-0	1-1	2-3
Rutgers	0-3	0-1	0-0	0-4
Sam Houston*	0-0	0-0	0-0	0-0
Siena	2-1	0-0	0-0	2-1
Stetson	0-0	2-1	0-0	2-1
St. Joe's	3-0	2-2	0-0	5-2
Stony Brook	4-2	2-1	0-0	6-3
Towson	3-3	3-0	0-0	6-3
UMASS Lowell	2-1	0-0	0-0	2-1
UMBC	1-0	0-0	0-0	1-0
UMES	1-0	0-0	0-0	1-0
UNCW	2-1	0-3	0-2	2-6
Western Kentucky*	0-0	0-0	0-0	0-0
William & Mary	3-2	1-2	0-0	4-4
TOTALS	89-80	48-34	4-5	89-80

Bold indicates 2025-26 opponent

* Indicates first meeting in 2026

GAME NOTES

blue hen managers in the world series

With clinching a spot in the World Series this past fall, **John Schneider** became the first former Blue Hen turned MLB manager to appear in the World Series since **Dallas Green**, who led the Philadelphia Phillies to a World Series win in 1980.

blue hens in independent ball

After graduating in 2025, **Dom Velazquez** was picked up by the Gateway Grizzlies, an independent baseball team in the Frontier League, located in Sauget, Illinois.

Blue Hen alums **Billy Sullivan** and **Joseph Carpenter** played for the Lancaster Stormers in 2025. Additionally, **James Meaker** played for the Staten Island FerryHawks in 2025.

celebration of champions

The 1996 and 1976 teams celebrated its 30th and 50th anniversaries of winning conference championships. The 1976 squad won the East Coast Conference and the 1996 squad won the America East regular season championship and conference tournament. They earned a spot in the NCAA tournament as well.

student intern help

Current Delaware student manager **Chris McCormick** helped the Bluefield Ridge Runners win the Appalachian League Championship this past summer. McCormick served as the organization's data coordinator. In addition, McCormick also helps the Delaware communications staff with stating games during the fall and winter.

lethal drew

Junior LHP **Andrew Callaway** has a self appointed nickname "lethal" or "lethal Drew".

thailand pride

RHP/INF **Matthew Minckler** is from Thailand. Minckler is the only athlete in Conference USA from Thailand.

wilson brand

Delaware baseball announced its partnership with Wilson last

summer. The Chicago-based sports equipment company will provide the Blue Hens baseball program with bats, gloves and helmets for the next three seasons. UD will use gear and equipment from Wilson, along with its affiliated brands, Louisville Sluggers, DeMarini and EvoShield.

newest staff member

The Blue Hens welcome Volunteer Assistant Coach **Jimmy Losh** to the staff on September 15, 2025. Losh joins Delaware after two highly successful seasons as an assistant coach at DII Millersville University from 2024-25, where he helped guide the Marauders to an impressive 82-26 overall record.

baseball before football

Prior to his hall of fame coaching career with the football program, **Tubby Raymond** was the head coach of Delaware baseball from 1956-64. In his nine years, the Blue Hens had a 142-55-2 record. Under Raymond, the program also earned its first-ever trip to the NCAA tournament in 1961.

mourning a legend

The University of Delaware mourns the loss of one of the most respected and successful coaches in the history of collegiate baseball, **Robert "Bob" Hannah**. He was the head coach of Delaware baseball from 1965-2000 and won more games than any coach in any sport in UD history.

The program will honor the coaching icon with a patch on its hats and jerseys.

UD will also hold a celebration of life for coach Hannah. Information regarding the event will be released on a later date

career win 100

Head Coach **Greg Mamula** is 11 wins away from 100 career wins at Delaware. Mamula has 213 wins in his career as a head coach, dating back to his time at West Chester.

Mamula would become the fourth head coach in Delaware baseball history to achieve 100 wins with the program, joining the legendary **Bob Hannah** (1053), **Jim Sherman** (606) and **Tubby Raymond** (142).

GAME NOTES

staying local

Former UD catcher & assistant coach **Troy O’Neal** ‘96 is the head coach at Newark Charter High School. O’Neal also played Triple-A ball for the Arizona Diamondbacks organization after he graduated.

newest met

Blue Hen alum **Davis Mervis** accepted a position with the New York Mets as the organization’s Minor League Pitching Coach. Mervis graduated from UD in 2021 and was an assistant coach during the 2022 season. He was previously with the North Alabama program for three and a half seasons.

smart hens

Three Blue Hens earned 4.0 GPAs in the fall semester: **Dylan Bryan**, **Luke Guire**, and **Ryan McLaughlin**.

magic number 10

Under Head Coach **Greg Mamula**, the Blue Hens are 51-4 when the offense scores 10 or more runs. Additionally, the Blue Hens are 63-24 under Mamula when the offense has 10 or more hits, as well as 18-2 when the offense walks 10 or more times.

keep them under five

The Blue Hens are 51-15 when the pitching staff holds the opposing offense to five runs or fewer under head coach **Greg Mamula**.

free baseball

Delaware is 7-2 under **Greg Mamula** when the game goes into extra innings.

keeping it clean

Delaware is 43-26 under **Greg Mamula** when the defense has zero errors.

familiar foes

Delaware will face eight programs that Mamula has faced in prior seasons: Delaware State, Elon, FIU, Maryland, Penn, Rider, Rutgers, St. Joe’s.

tough schedule

The 2026 Delaware baseball schedule includes three teams that made the 2025 NCAA Baseball Tournament: Dallas Baptist, Mississippi State and Western Kentucky. UD will also face Big Ten opponents Maryland

and Rutgers in non-conference matchups.

liberty bell classic

UD will once again compete in the Liberty Bell Classic. The Liberty Bell Classic was conceived in 1992 as a way for local Division I colleges to compete against each other in a tournament as well as an opportunity for the schools to play on the big league field of Citizens Bank Park (previously at Veterans Stadium). Delaware won the last LBC Championship game back in 2024, and has made the last four LBC Championship games.

INDIVIDUAL GAME HIGHS (2025)

AT BATS

7 - last by Aaron Graeber at Elon, 3/30

RUNS SCORED

5 - Tanner Donati vs UMES, 4/5

HITS

5 - Aaron Graeber vs Stony Brook, 3/22

HOME RUNS

2 - last by Andrew Amato vs NC A&T, 4/20

RBI

6 - last by Matthew Minckler vs UMES, 4/29

WALKS

5 - last by Jackson Tyer at Georgetown, 5/6

STOLEN BASES

2 - last by Aaron Graeber vs NC A&T, 4/19

INNINGS PITCHED

6.0 - Dom Velazquez vs Monmouth, 5/11

STRIKEOUTS

8 - Carter Welch vs Campbell, 5/15

PUTOUTS

17 - LT Cockrill vs Campbell, 5/15

ASSISTS

7 - Evan Bouldin vs Towson, 4/5

PLAYER CAREER HIGHS

#1 - SAL MINEO - OF

SEASON HIGH	CATEGORY	CAREER HIGH
n/a	Hits	2, twice
n/a	Runs	1, 13 times
n/a	RBI's	2, twice
n/a	2B	1, vs. Oregon, 3/29/25
n/a	3B	1, at Michigan State - 4/19/25
n/a	HR	0
n/a	BB	2, vs. Oregon, 3/29/25
n/a	SB	2, vs. Akron - 4/22/25

#2 - CONNOR DOHERTY - OF/INF

SEASON HIGH	CATEGORY	CAREER HIGH
n/a	Hits	n/a
n/a	Runs	n/a
n/a	RBI's	n/a
n/a	2B	n/a
n/a	3B	n/a
n/a	HR	n/a
n/a	BB	n/a
n/a	SB	n/a

#3 - MATTHEW MINCKLER - RHP/INF

SEASON HIGH	CATEGORY	CAREER HIGH
n/a	Hits	4 vs. UMES, 4/29/25
n/a	Runs	2 vs. UMES, 4/29/25
n/a	RBI's	6 vs. UMES, 4/29/25
n/a	2B	1, done two times
n/a	3B	1, done two times
n/a	HR	1 vs. UMES, 4/29/25
n/a	BB	1, five times
n/a	SB	1, four times

#4 - RORY FINN - INF

SEASON HIGH	CATEGORY	CAREER HIGH
n/a	Hits	3, two times
n/a	Runs	4 at Penn, 3/7/25
n/a	RBI's	5 vs. Penn, 3/9/25
n/a	2B	1, done two times
n/a	3B	0
n/a	HR	1, done three times
n/a	BB	3 vs. Penn, 38/25
n/a	SB	1, twice

#5 - JEREMY WOLF - INF

SEASON HIGH	CATEGORY	CAREER HIGH
n/a	Hits	4, vs. VMI - 3/28/25
n/a	Runs	3, three times
n/a	RBI's	3 vs. The Citadel - 5/4/25
n/a	2B	2, vs. Radford - 4/20/24
n/a	3B	1, three times
n/a	HR	1, four times
n/a	BB	2, seven times
n/a	SB	2, seven times

#6 - LT COCKRILL - C

SEASON HIGH	CATEGORY	CAREER HIGH
n/a	Hits	4, at Elon - 3/30/25
n/a	Runs	3, vs. Hofstra - 4/27/25
n/a	RBI's	4 vs. Campbell, 5/15/25
n/a	2B	2, done twice
n/a	3B	0
n/a	HR	2, 5/11/25 at Monmouth
n/a	BB	2, two times
n/a	SB	1, five times

#7 - EVAN BOULDIN - INF

SEASON HIGH	CATEGORY	CAREER HIGH
n/a	Hits	5 vs. UMES, 5/11/24
n/a	Runs	6 vs. Merrimack, 4/12/24
n/a	RBI's	6 vs. Delaware State, 2/26/25
n/a	2B	3 vs. UMES, 5/11/24
n/a	3B	1, done twice
n/a	HR	2 vs. NC A&T, 4/18/25
n/a	BB	3 vs. Stonehill, 5/4/24
n/a	SB	1, five times

#8 - ANTHONY CHARLES - OF

SEASON HIGH	CATEGORY	CAREER HIGH
n/a	Hits	4, twice
n/a	Runs	5, vs. D'Youville - 3/5/24
n/a	RBI's	5, 4/10/25 vs Bloomfield
n/a	2B	2, twice
n/a	3B	1, six times
n/a	HR	2, two times
n/a	BB	4 vs. Saint Rose, 2/17/25
n/a	SB	5 at Post, 4/7/24

#10 - ANDREW CALLAWAY - P

SEASON HIGH	CATEGORY	CAREER HIGH
n/a	Innings	4 vs. Hofstra, 4/27/25
n/a	Strikeouts	4 vs. Hofstra, 4/27/25
n/a	Hits (low)	0, three times
n/a	Walks (low)	0, three times
n/a	Runs (low)	0, six times
n/a	Earned Runs (low)	0, eight times

#11 - LUKE LAMBERT - C

SEASON HIGH	CATEGORY	CAREER HIGH
n/a	Hits	1, done seven times
n/a	Runs	1 vs. Bucknell, 3/15/22
n/a	RBI's	1, done two times
n/a	2B	1 vs. Penn State, 5/17/22
n/a	3B	0
n/a	HR	0
n/a	BB	1, vs. Bradley, 2/26/22
n/a	SB	0

#12 - DYLAN BRYAN - P

SEASON HIGH	CATEGORY	CAREER HIGH
n/a	Innings	2.1 at Lafayette, 3/25/25
n/a	Strikeouts	4 at Lafayette, 3/25/25
n/a	Hits (low)	0, three times
n/a	Walks (low)	0, eight times
n/a	Runs (low)	0, eight times
n/a	Earned Runs (low)	0, nine times

#14 - HARRY CARR - INF

SEASON HIGH	CATEGORY	CAREER HIGH
n/a	Hits	4, vs. Louisville, 2/26/25
n/a	Runs	2, vs. Louisville, 2/26/25
n/a	RBI's	3, three times
n/a	2B	1, seven times
n/a	3B	1, vs. NIU - 3/29/25
n/a	HR	0
n/a	BB	3 vs. Ohio, 3/2/25
n/a	SB	1, three times

PLAYER CAREER HIGHS

#15 - RYAN PUGH - P

SEASON HIGH	CATEGORY	CAREER HIGH
n/a	Innings	n/a
n/a	Strikeouts	n/a
n/a	Hits (low)	n/a
n/a	Walks (low)	n/a
n/a	Runs (low)	n/a
n/a	Earned Runs (low)	n/a

#21 - NICK BILOTTO - P

SEASON HIGH	CATEGORY	CAREER HIGH
n/a	Innings	n/a
n/a	Strikeouts	n/a
n/a	Hits (low)	n/a
n/a	Walks (low)	n/a
n/a	Runs (low)	n/a
n/a	Earned Runs (low)	n/a

#16 - VINCENT DAVIS - OF/INF

SEASON HIGH	CATEGORY	CAREER HIGH
n/a	Hits	4, two times
n/a	Runs	3, four times
n/a	RBI's	6 vs. Iona, 4/12/24
n/a	2B	1, seven times
n/a	3B	0
n/a	HR	2 vs. Iona, 4/12/24
n/a	BB	2 vs. Gardiner Webb, 3/8/24
n/a	SB	2 vs. Hofstra, 3/16/24

#22 - SAM WINSETT

SEASON HIGH	CATEGORY	CAREER HIGH
n/a	Hits	n/a
n/a	Runs	n/a
n/a	RBI's	n/a
n/a	2B	n/a
n/a	3B	n/a
n/a	HR	n/a
n/a	BB	n/a
n/a	SB	n/a

#17 - NOAH BURROUGHS - OF

SEASON HIGH	CATEGORY	CAREER HIGH
n/a	Hits	4 vs. Gwynedd Mercy, 3/25/25
n/a	Runs	4, four times
n/a	RBI's	4, twice
n/a	2B	2, twice
n/a	3B	1, four times
n/a	HR	2 vs. Va. Wesleyan, 4/10/25
n/a	BB	2, twice
n/a	SB	3 vs. William Peace, 3/12/25

#23 - LUKE GUIRE - INF

SEASON HIGH	CATEGORY	CAREER HIGH
n/a	Hits	n/a
n/a	Runs	n/a
n/a	RBI's	n/a
n/a	2B	n/a
n/a	3B	n/a
n/a	HR	n/a
n/a	BB	n/a
n/a	SB	n/a

#18 - JACK MAIALE - RHP/INF

SEASON HIGH	CATEGORY	CAREER HIGH
n/a	Hits	n/a
n/a	Runs	n/a
n/a	RBI's	n/a
n/a	2B	n/a
n/a	3B	n/a
n/a	HR	n/a
n/a	BB	n/a
n/a	SB	n/a

#24 - ETHAN SHAUB - P

SEASON HIGH	CATEGORY	CAREER HIGH
n/a	Innings	6.0 IP vs. William & Mary, 5/24/24
n/a	Strikeouts	6 at Georgetown, 5/6/25
n/a	Hits (low)	0 vs FAU, 2/16/25
n/a	Walks (low)	0, done three times
n/a	Runs (low)	0, done two times
n/a	Earned Runs (low)	0, done two times

#19 - JACKSON HULCHER - P

SEASON HIGH	CATEGORY	CAREER HIGH
n/a	Innings	n/a
n/a	Strikeouts	n/a
n/a	Hits (low)	n/a
n/a	Walks (low)	n/a
n/a	Runs (low)	n/a
n/a	Earned Runs (low)	n/a

#25 - ELIAS CONWAY - P

SEASON HIGH	CATEGORY	CAREER HIGH
n/a	Innings	4 IP vs. NC A&T, 4/20/25
n/a	Strikeouts	6 vs. NC A&T, 4/20/25
n/a	Hits (low)	0, done four times
n/a	Walks (low)	0, done seven times
n/a	Runs (low)	0, done six times
n/a	Earned Runs (low)	0, done six times

#20 - DOUG MAROSE - P

SEASON HIGH	CATEGORY	CAREER HIGH
n/a	Innings	7 IP vs. William & Mary, 3/30/24
n/a	Strikeouts	8 vs. William & Mary, 3/30/24
n/a	Hits (low)	0 vs FAU, 2/16/25
n/a	Walks (low)	9, three times
n/a	Runs (low)	0, twice
n/a	Earned Runs (low)	0, twice

#27 - ANTHONY DECEASARE - C

SEASON HIGH	CATEGORY	CAREER HIGH
n/a	Hits	n/a
n/a	Runs	n/a
n/a	RBI's	n/a
n/a	2B	n/a
n/a	3B	n/a
n/a	HR	n/a
n/a	BB	n/a
n/a	SB	n/a

PLAYER CAREER HIGHS

#28 - TIM HARTMAN - P

SEASON HIGH	CATEGORY	CAREER HIGH
n/a	Innings	4.0 IP vs. Stony Brook, 3/23/25
n/a	Strikeouts	5 at FIU, 2/21/25
n/a	Hits (low)	0 at St. Joe's, 3/18/25
n/a	Walks (low)	0, three times
n/a	Runs (low)	0, five times
n/a	Earned Runs (low)	0, seven times

#35 - JAKE MARCHESANO - P

SEASON HIGH	CATEGORY	CAREER HIGH
n/a	Innings	n/a
n/a	Strikeouts	n/a
n/a	Hits (low)	n/a
n/a	Walks (low)	n/a
n/a	Runs (low)	n/a
n/a	Earned Runs (low)	n/a

#29 - CHASE DEIBLER - P

SEASON HIGH	CATEGORY	CAREER HIGH
n/a	Innings	n/q
n/a	Strikeouts	n/q
n/a	Hits (low)	n/q
n/a	Walks (low)	n/q
n/a	Runs (low)	n/q
n/a	Earned Runs (low)	n/q

#36 - BEN MOYZAN - P

SEASON HIGH	CATEGORY	CAREER HIGH
n/a	Innings	3.0 IP, two times
n/a	Strikeouts	3, two times
n/a	Hits (low)	0, two times
n/a	Walks (low)	0, eight times
n/a	Runs (low)	0, four times
n/a	Earned Runs (low)	0, four times

#30 - GRANT FOURNIER - OF

SEASON HIGH	CATEGORY	CAREER HIGH
n/a	Hits	n/a
n/a	Runs	n/a
n/a	RBI's	n/a
n/a	2B	n/a
n/a	3B	n/a
n/a	HR	n/a
n/a	BB	n/a
n/a	SB	n/a

#37 - EVAN LEWIS - P

SEASON HIGH	CATEGORY	CAREER HIGH
n/a	Innings	2.1 IP, two times
n/a	Strikeouts	3, two times
n/a	Hits (low)	0, four times
n/a	Walks (low)	0, four times
n/a	Runs (low)	0, six times
n/a	Earned Runs (low)	0, six times

#31 - MATT REYES - P

SEASON HIGH	CATEGORY	CAREER HIGH
n/a	Innings	1.0 IP vs. UMES, 4/29/25
n/a	Strikeouts	1, two times
n/a	Hits (low)	0 vs. UMES, 4/29/25
n/a	Walks (low)	0, two times
n/a	Runs (low)	0, two times
n/a	Earned Runs (low)	0, two times

#38 - COLE CARBONE - C

SEASON HIGH	CATEGORY	CAREER HIGH
n/a	Hits	1, two times
n/a	Runs	1, five times
n/a	RBI's	1 vs. Grambling, 3/9/25
n/a	2B	1 vs. Grambling, 3/9/25
n/a	3B	0
n/a	HR	0
n/a	BB	2 vs. Grambling, 3/9/25
n/a	SB	0

#32 - JONAH RICHARDSON - P

SEASON HIGH	CATEGORY	CAREER HIGH
n/a	Innings	4.0 IP vs. Campbell, 5/17/25
n/a	Strikeouts	3, four times
n/a	Hits (low)	0, two times
n/a	Walks (low)	0, two times
n/a	Runs (low)	0, three times
n/a	Earned Runs (low)	0, three times

#39 - BRADY BLUM - P

SEASON HIGH	CATEGORY	CAREER HIGH
n/a	Innings	1.2 IP vs. Charleston, 4/11/25
n/a	Strikeouts	2, two times
n/a	Hits (low)	2, two times
n/a	Walks (low)	2, two times
n/a	Runs (low)	0, four times
n/a	Earned Runs (low)	0, five times

#33 - RYAN MCLAUGHLIN - P

SEASON HIGH	CATEGORY	CAREER HIGH
n/a	Innings	4.0 IP, two times
n/a	Strikeouts	7 vs. Hofstra, 4/26/25
n/a	Hits (low)	1, two times
n/a	Walks (low)	0 vs. Charleston, 4/11/25
n/a	Runs (low)	0 at Monmouth, 5/11/25
n/a	Earned Runs (low)	0 at Monmouth, 5/11/25

#41 - JOAQUIN RODRIGUEZ - INF

SEASON HIGH	CATEGORY	CAREER HIGH
n/a	Hits	n/a
n/a	Runs	n/a
n/a	RBI's	n/a
n/a	2B	n/a
n/a	3B	n/a
n/a	HR	n/a
n/a	BB	n/a
n/a	SB	n/a

#42 - JAKE POLLARO - P

SEASON HIGH	CATEGORY	CAREER HIGH
n/a	Innings	3.0 IP, three times
n/a	Strikeouts	4, two times
n/a	Hits (low)	3, three times
n/a	Walks (low)	0, four times
n/a	Runs (low)	0, six times
n/a	Earned Runs (low)	0, six times



HEAD COACH GREG MAMULA

Hometown: Berwyn, Pa.

High School: Archbishop Carroll

Alma Mater: St. Bonaventure '98

Degree: Marketing

Year in Coaching: 26th in 2025
(4th as head coach at UD)

NOTABLE HIGHLIGHTS

2009 PSAC & Mid-Atlantic Region Coach of the Year

Guided Delaware to program records in walks in a season and team fielding percentage

Coached four future MLB hitters, including two MLB All-Stars

AS DELAWARE HEAD COACH

Year	4th in 2026
Overall Record	89-80
Home	48-34
Away	38-42
Neutral	4-5
Conference Tournament	3-4
CUSA Games	0-0

MAMULA YEAR-BY-YEAR

YEAR	W-L	PCT.	CONF
2007	33-17	.660	13-7
2008	45-16	.738	11-9
2009	46-12	.793	21-3
2023	30-29	.508	17-13
2024	31-26	.544	16-11
2025	28-25	.528	12-15
2026	0-0	.000	0-0
TOTAL	213-125	.630	90-58

First career win: 8-2 vs University of Charleston (3/9/07)

First win at UD: 22-11 vs UMBC (2/21/2023)

HEAD COACH GREG MAMULA

The 2026 season marks Greg Mamula's fourth year as head coach at the University of Delaware and his 26th year coaching college baseball. He also serves as the Fightin' Blue Hens' hitting and infield coach. A highly regarded hitting coach, his offenses at Delaware and FAU have consistently finished amongst the highest scoring in Division I baseball. As a head coach, he has an overall record of 213-125 (.630) through six seasons.

His coaching highlights include being named the Conference USA Assistant Coach of the Year in 2019, as well as leading West Chester (Pa.) to the 2009 NCAA Division II World Series. The Rams would go on to finish seventh nationally. He also set the West Chester single-season wins record at 46.

During his two-plus decades in college baseball, he's coached five hitters taken in top three rounds of MLB Draft, two are first round round picks, two are second round selections and one was selected in the third round. He's also coached four everyday MLB hitters: Ian Happ, Joey Wendle, Pedro Pages and Nolan Schanuel. Happ and Wendle would go on to be MLB All-Stars, Happ with the Chicago Cubs and Wendle with the New York Mets.

During his time in Newark, the Fightin' Blue Hens offenses averaged 7.7 runs per game, 82 home runs, and 304 walks per season during Mamula's first three years as head coach. Specifically, the 2024 offense was the second best in school history. The Blue Hens averaging 8.4 runs per game, hit 105 home runs, and set the record for most walks in a season with 337. In the field, the Blue Hens had a program-record team fielding percentage of .980 in 2024. In 2025, outfielder Aaron Graeber signed with the Los Angeles Angels.

Mamula was also a Recruiting Coordinator & Pitching Coach at UD

from 2002-2006 under Jim Sherman. He recruited 20 All-CAA players, who of which earned All-American honors, as well as 13 draft picks.

Prior to being the head coach at Delaware, he spent six seasons with Florida Atlantic as an assistant coach. The Owls boasted an overall record of 238-133 (.642) during Mamula's tenure. Helped FAU to three NCAA Regional appearances and two C-USA regular season championships Mamula coach 21 MLB Draft picks. Four of the 21 draft picks went on to making Major League Baseball, including the highest draft pick in school history (Nolan Schanuel, 11th overall pick). He also mentored two C-USA Players of the Year, and two C-USA Defensive Players of the Year.

Mamula was the Varsity Head Coach for IMG Academy from 2014-2015.

Prior to his time with IMG Academy, Mamula worked with the University of Cincinnati where he served as the Hitting & Infield Coach. During his two seasons with the Bearcats, he recruited Ian Happ, who would go on to being selected ninth overall in the 2015 MLB draft, the highest in program history.

Mamula's first head coaching gig came at Division II West Chester from 2007-2009. With the Rams, was named the PSAC & Mid-Atlantic Regional Coach of the Year. He also recruited Joey Wendle, who was a sixth round pick that played nine seasons in MLB.

He started his coaching career at Shippensburg, where he served as a Graduate Assistant.

As a collegiate athlete, Mamula was a four-year starter as an infielder at St. Bonaventure University from 1995-1998. In high school, he served as a team captain and was the recipient of the SBU Ideal Male Student-Athlete Award (1994)

MAMULA'S COACHING ASSIGNMENTS

YEAR	SCHOOL	POSITION
2023-Pres.	Delaware	Head Coach
2016-2022	Florida Atlantic	Assistant Coach
2014-2015	IMG Academy	Varsity Head Coach
2010-2013	Cincinnati	Assistant Coach
2007-2009	West Chester	Head Coach
2002-2006	Delaware	Assistant Coach
1999-2001	Shippensburg	Graduate Assistant

ASSISTANT COACHES



**CHRIS
BESNAHAN**

**RECRUITING
COORDINATOR**

- Enters his second season as recruiting coordinator and catching coach for the University of Delaware baseball program.
- In his first year with the Fightin' Blue Hens, Bresnahan made an immediate impact on the program's recruiting and player development efforts
- Helped strengthen the roster with talented additions while furthering Delaware's competitive growth into C-USA.
- Came to Newark after spending 10 seasons at UNC Asheville.
- Served as the Bulldogs' Recruiting Coordinator and was elevated to Associate Head Coach in 2022.
- He was instrumental in recruiting and developing some of the most decorated players in program history, including all-time home run leader Brandon Lankford (52 HR), all-time saves leader Kole Harris (17 saves), and 2024 Big South Preseason Player of the Year Robbie Burnett.
- Bresnahan was a four-year letterwinner and team captain at Elon University
- He helped guide the Phoenix to two NCAA Regional appearances (2010, 2013) and made the Charlottesville All-Regional Team in 2013
- Bresnahan and his wife, Melissa, have a son, Cameron.



**DAN
SWEENEY**

**PITCHING
COACH**

- Enters his second season as Delaware's pitching coach
- Under his direction, the Blue Hens lowered their team ERA by 0.88 runs, posted the program's fifth-lowest opponent batting average against in the past 20 years, and recorded the highest recorded average fastball velocity in school history.
- Ten pitchers made their Division I debuts in 2025, highlighted by Doug Marose becoming the first Blue Hen since 2022 to earn CAA Pitcher of the Week honors.
- Before Delaware, served as the pitching coach at William & Mary from 2022–2024
- Helped develop Nate Knowles, who was drafted in the 4th round of the 2024 MLB Draft by the Tampa Bay Rays, Carter Lovasz went in the 8th round to the Atlanta Braves in 2025, and Cory Wall posted a 3.46 ERA at the Double-A level with Atlanta in 2025.
- The Tribe were among the best in the CAA and nationally ranked across multiple statistical categories.
- Prior to William & Mary, Sweeney coached at his alma mater, East Tennessee State University, serving as Volunteer Assistant in 2021 and Director of Baseball Operations in 2020.
- He pitched at ETSU under current Florida State Pitching Coach Micah Posey. As a senior in 2019, Sweeney went 6–3 with a 3.23 ERA and 71 strikeouts in 78 innings, finishing his career with a 4.30 ERA.
- Dan and his wife, Erin, have a daughter, Wren.



**JIMMY
LOSH**

**VOLUNTEER
COACH**

- Jimmy Losh enters his first season as an assistant coach with the University of Delaware baseball program.
- He will work primarily with the Blue Hens' outfielders while also contributing to the team's offensive development and recruiting efforts.
- Losh comes to Newark after two highly successful seasons as an assistant coach at Millersville University (2024–25), where he helped guide the Marauders to an 82–26 overall record, two NCAA Regional appearances, and the 2025 PSAC Championship.
- That same year, Millersville's offense thrived under his direction, hitting .310 as a team with an .889 OPS, 127 stolen bases, and program records in both walks (284) and hit-by-pitches (79).
- As a player, Losh was a five-year starter at Millersville (2019–23) and one of the most accomplished hitters in program history.
- He was a two-time All-Conference and All-Region selection and ranks among the school's all-time leaders in hits, runs, triples, extra-base hits, total bases, walks, and games played.

SUPPORT STAFF

Nick LaMarca // Sport Administrator

Claire Young MAT, LAT, ATC // Athletic Trainer

Evan Weinstein MS, CSCS // Strength Coach

Austin Mark RD, LDN // Team Nutritionist

Bridget Bulger // Academic Advisor

Peter Stevens // Equipment Manager

Chris McCormick // Student Manager

Nick Vuylsteke // Communications Contact

STAFF

Commissioner.....	Judy MacLeod
Deputy Comm.....	Keisha Dunlap
Exec. Assoc. Comm.....	Dr. Robert Philippi
Sr Assoc. Comm.....	Kelly Carney
Sr Assoc. Comm/Chief Legal Off.....	Grant Newton
Assoc. Comm, Sports Serv.....	Kelly Gatwood
Assoc. Comm/Chief Revenue Off.....	Drew Maulsby
Assoc. Comm, Business Affairs.....	D. Tia Randolph
Assoc. Comm, Football.....	Tre Stallings
Asst. Comm, Video & Production.....	Keith King
Asst. Comm., Mark. & Digital.....	Sarah Rudolph
Asst. Comm. Strat. Comm. (BASE).....	Eric Jones
Dir., Business Affairs & Admin.....	Christian Potier
Assoc. Director, Digital.....	Dane Lewis
Asst. Director, Digital.....	Addison Franklin
MM/Branding/Creative Services Consultant.....	Erika Amstadt Hirschfield
Compliance and Student Services Consultant.....	Melissa Marchini
Senior Meeting & Events Consultant.....	Carmen Locke

2026 PRESEASON TEAM

2025 CUSA Preseason Player of the Year

Chayton Krauss, DBU

2025 CUSA Preseason Pitcher of the Year

Ben Blair, Liber

2025 CUSA Preseason All-Conference Team

C: Grayson Ashe, Jax State
 INF: Keaton Grady, DBU
 INF: Chayton Krauss, DBU
 INF: Tanner Marsh, Liberty
 INF: Kyle Hayes, WKU
 OF: Cole Cleveland, FIU
 OF: Andrew Ildefonso, FIU
 OF: Caden Bogenpohl, Missouri State
 DH: Jake Bennett, DBU
 DH: Steve Solorzano, NM State
 UTL: Max Knight, Missouri State
 SP: Ryan Borberg, DBU
 SP: Steven Cash, Jax State
 SP: Ben Blair, Liberty
 SP: Drew Horn, MTSU
 RP: Jackson Sleeper, Jax State
 RP: Blake Hooks, LA Tech

2026 PRESEASON POLL

Rank	Points
1. DBU (9)	141
2. LA Tech (1)	111
3. Kennesaw State	108
4. Jax State (1)	102
5. WKU	97
6. Missouri State	90
7. Liberty	85
8. FIU	56
9. NM State (1)	45
10. MTSU	38
11. Delaware	37
12. Sam Houston	26



2026 CUSA BASEBALL STANDINGS

School	Conf	Pct.	Home	Road	Overall	Pct.	Home	Away	Neutral	L10	Streak
Delaware	0-0	.000	0-0	0-0	0-0	.000	0-0	0-0	0-0	0-0	
Dallas Baptist	0-0	.000	0-0	0-0	0-0	.000	0-0	0-0	0-0	0-0	
FIU	0-0	.000	0-0	0-0	0-0	.000	0-0	0-0	0-0	0-0	
Jax State	0-0	.000	0-0	0-0	0-0	.000	0-0	0-0	0-0	0-0	
Kennesaw State	0-0	.000	0-0	0-0	0-0	.000	0-0	0-0	0-0	0-0	
Liberty	0-0	.000	0-0	0-0	0-0	.000	0-0	0-0	0-0	0-0	
LA Tech	0-0	.000	0-0	0-0	0-0	.000	0-0	0-0	0-0	0-0	
MTSU	0-0	.000	0-0	0-0	0-0	.000	0-0	0-0	0-0	0-0	
Missouri State	0-0	.000	0-0	0-0	0-0	.000	0-0	0-0	0-0	0-0	
NM State	0-0	.000	0-0	0-0	0-0	.000	0-0	0-0	0-0	0-0	
Sam Houston	0-0	.000	0-0	0-0	0-0	.000	0-0	0-0	0-0	0-0	
WKU	0-0	.000	0-0	0-0	0-0	.000	0-0	0-0	0-0	0-0	

2026 CONFERENCE USA WEEKLY AWARDS

Hitter of the Week

Feb. 16

Feb. 23

March 2

March 9

March 16

March 23

March 30

April 6

April 13

April 20

April 27

May 4

May 11

Pitcher of the Week

Feb. 16

Feb. 23

March 2

March 9

March 16

March 23

March 30

April 6

April 13

April 20

April 27

May 4

May 11

Freshmen of the Week

Feb. 16

Feb. 23

March 2

March 9

March 16

March 23

March 30

April 6

April 13


April 20

April 27

May 4

May 11

HENS IN THE PROS


DALLAS GREEN

KEVIN MENCH

CHAD KUHL

ALL-TIME MLB DRAFT PICKS AND FREE AGENTS

Dallas Green - Philadelphia Phillies (N/A)	1955	Troy O'Neal - Milwaukee Brewers (FA)	1995
Lee Elias - Philadelphia Phillies (FA)	1598	Brian August - New York Yankees (Round 18)	1997
Jimmy Smith - Philadelphia Phillies (FA)	1958	Matt Ardzzone - New York Mets (Round 27)	1997
Fred Walters - Philadelphia Phillies (FA)	1958	Craig Berger - New York Mets (FA)	1997
Gene Watson - Philadelphia Phillies (FA)	1958	Mike Koplove - Arizona Diamondbacks (Round 29)	1998
Al Neiger - Philadelphia Phillies (FA)	1959	Matt Phillips - Boston Red Sox (Round 14)	1998
Tom Palmer - Detroit Tigers (Round 9)	1967	Matt Ardzzone - San Diego Padres (FA)	1998
Chuck Pesce - Philadelphia Phillies (Round 30)	1968	Chris Frey - Texas Rangers (FA)	1998
Steve Tissot - Detroit Tigers (FA)	1969	Kevin Mench - Texas Rangers (Round 4)	1999
Dave Yates - Philadelphia Phillies (Round 10)	1970	Vince Vukovich - Philadelphia Phillies (Round 20)	2001
Mark Brown - Philadelphia Phillies (Round 27)	1970	Andrew Salvo - Chicago White Sox (Round 22)	2001
Jim Robinson - Minnesota Twins (FA)	1970	John Schneider - Detroit Tigers (24th Round)	2001
Ted Zink - Philadelphia Phillies (FA)	1970	Chris Kolodzey - Detroit Tigers (Round 25)	2001
Ken Wiggins - Philadelphia Phillies (FA)	1971	Peter Maestrale - San Francisco Giants (FA)	2001
Greg Diehl - New York Yankees (22nd Round)	1974	Kris Dufner - Chicago White Sox (Round 26)	2002
Gary Begnaud - Philadelphia Phillies (FA)	1974	Reid Gorecki - St. Louis Cardinals (Round 13)	2002
Frank McCann - New York Yankees (Round 9)	1975	John Schneider - Toronto Blue Jays (Round 13)	2002
Frank McCann - Kansas City Royals (Round 1)	1976	Mark Michael - St. Louis Cardinals (Round 4)	2003
John Jaskowski - Philadelphia Phillies (FA)	1976	Kris Dufner - Tampa Bay Devil Rays (Round 38)	2003
Steve Taylor - New York Yankees (Round 1)	1977	Mike Mihalik - Philadelphia Phillies (Round 40)	2004
George Gross - Houston Astros (Round 8)	1977	Todd Davison - Baltimore Orioles - (Round 19)	2006
Jeff Taylor - Texas Rangers (Round 28)	1977	Brent Gaphardt - Seattle Mariners (Round 21)	2006
Jeff Taylor - New York Yankees (Round 9)	1978	Brandon Menchaca - Cincinnati Reds (Round 13)	2007
Herb Orensky - Philadelphia Phillies (FA)	1979	Bryan Hagerich - Florida Marlins (Round 25)	2007
Scott Young - St. Louis Cardinals (Round 9)	1981	Billy Harris - Philadelphia Phillies (Round 25)	2007
Jim Sherman - Chicago Cubs (Round 20)	1981	Chad Kerfoot - Oakland Athletics (Round 30)	2007
Jim Sherman - Houston Astros (Round 14)	1982	Mike McGuire - Cincinnati Reds (Round 46)	2007
Jeff Trout - Minnesota Twins (Round 5)	1983	Alex Buchholz - Cincinnati Reds (Round 6)	2008
Doug Shaab - Houston Astros (Round 23)	1983	Dan Richardson - St. Louis Cardinals (Round 38)	2008
Bob Vantrease - Oakland Athletics (Round 29)	1983	Mike McGuire - Cleveland Indians (Round 43)	2008
Mike Stanek - Milwaukee Brewers (Round 10)	1984	David Slovak - Washington Nationals (FA)	2008
Lex Bleckley - Montreal Expos (Round 18)	1984	Kyle Davis - Chicago White Sox (Round 27)	2009
Andy Donatelli - Philadelphia Phillies (FA)	1985	Ryan Cuneo - Chicago Cubs (Round 20)	2010
Paul Murphy - Kansas City Royals (Round 9)	1986	Carlos Alonso - Philadelphia Phillies (Round 32)	2010
Mike McIlvaine - Seattle Mariners (Round 31)	1986	Jimmy Yezzo - Washington Nationals (Round 7)	2013
Mark Rubini - Milwaukee Brewers (Round 35)	1986	Chad Kuhl - Pittsburgh Pirates (Round 9)	2013
Paul Murphy - Baltimore Orioles (Round 32)	1987	Nick Ferdinand - Philadelphia Phillies (Round 35)	2013
Randy Simmons - Atlanta Braves (Round 19)	1988	Matt Soren - Philadelphia Phillies (Round 19)	2013
Bill Gibbons - San Francisco Giants (Round 26)	1988	Brandon Hinkle - Toronto Blue Jay (Round 34)	2014
Bill Brakeley - Milwaukee Brewers (Round 4)	1989	Chad Martin - New York Yankees (Round 30)	2014
Pete Laake - Texas Rangers (Round 48)	1990	Ron Marinaccio - New York Yankees (Round 19)	2017
Keith Garagozzo - New York Yankees (Round 9)	1991	Kyle Hinton - Kansas City Royals (Round 16)	2018
Mike Gomez - Philadelphia Phillies (Round 14)	1992	Nick Patten - Pittsburgh Pirates (Round 28)	2018
Brian Wallace - Seattle Mariners (Round 14)	1992	Brandon Walter - Boston Red Sox (Round 26)	2019
Brian Leshner - Oakland Athletics (Round 25)	1992	Billy Sullivan IV - Philadelphia Phillies (FA)	2020
Jason Pierson - Chicago White Sox (Round 25)	1992	James Meeker - Milwaukee Brewers (FA)	2021
Tripp Keister - New York Mets (Round 33)	1992	Aaron Graeber - Los Angeles Angels (FA)	2025
Jeremy Benson - New York Yankees (Round 27)	1994		
Curt Schnur - Atlanta Braves (Round 34)	1995		

BOLD = active player


ACTIVE STAFFERS - MLB

Andrew Amaro	Scout	Cincinnati Reds
Casey Fahy	Scout	Philadelphia Phillies
Tritt Kesiter	MLB Coach	Kansas City Royals
Jose Ledesma	MLB Coach	Los Angeles Dodgers
Davis Mervis	MLB Pitching Coach	New York Mets
Paul Murphy	Scout	Los Angeles Dodgers
Juan Pimeltal	MLB Pitching Coach	Detroit Tigers
Andrew Salvo	Cross-Checker	San Diego Padres
John Schneider	Manager	Toronto Blue Jays

FOLLOW THE ACTIVE HENS


manager john schneider

lhp brandon walter

rhp ron marinaccio

of aaron graeber

delaware

HIGHS AND LOWS - BATTING

GAME HIGHS

2025-26

At Bats

Runs

Hits

Doubles

Triples

Home Runs

RBI's

Walks

Strikeouts

MAMULA ERA

54, at FIU, 2/23/25

24 vs. UMES, 4/29/25

20 vs. UMES, 4/29/25

8 vs. Sienna, 3/15/25

3 vs. Maryland, 3/15/23

10 vs. Northeastern, 4/14/24

24 vs. UMES, 4/29/25

17 vs. Delaware State, 2/26/25

15 at Stony Brook, 5/10/24

GAME LOWS

2025-26

At Bats

Runs

Hits

Doubles

Triples

Home Runs

RBI's

Walks

Strikeouts

MAMULA ERA

23 at Charleston, 4/11/25

0, at Northeastern, 5/4/25

2 at Charleston, 4/11/25

0, last at FIU, 2/22/25

0

0

0, last at Northeastern, 5/4/25

0, last at Northeastern, 5/4/25

0, vs. Delaware State, 2/26/25

delaware

HIGHS AND LOWS - PITCHING

GAME LOWS

2025-26

Hits

Runs

Earned Runs

Walks

Strikeouts

MAMULA ERA

1 at Monmouth, 5/19/23

0, last at Monmouth, 5/10/25

0, last at Monmouth, 5/10/25

0, 3/14/25 vs. Sienna

17 vs. Lafayette, 3/2/24

GAME HIGHS

2025-26

Hits

Runs

Earned Runs

Walks

Strikeouts

Hit by Pitch

Wild Pitches Thrown

MAMULA ERA

19 vs. Maryland, 5/23/23

19 vs. Maryland, 5/3/23

19 vs. Maryland, 5/23/23

13, 2/27/24 vs. Lehigh

1 at Rutgers, 3/4/25

6 at Florida Atlantic, 2/16/25

5 at FIU, 2/23/25

delaware

HIGHS AND LOWS - FIELDING

GAME HIGHS

2025-26

Putouts

Assists

Double Plays turned

MAMULA ERA

39 vs. Charleston, 4/2/23

18 vs. Maryland, 3/15/23

4 vs. Hofstra, 3/12/23

GAME LOWS

2025-26

Putouts

Assists

Fielding %

Errors

MAMULA ERA

18 at Charleston, 4/11/25

2 vs. Georgetown, 5/6/25

.886 vs. Charleston, 4/12/25

4 at Charleston, 4/12/25

delaware

STARTERS BY GAME

OPPONENT	SP	C	1B	2B	SS	3B	LF	CF	RF	DH
2/13 at Elon										
2/14 at High Point										
2/15 at Elon										
2/17 vs. La Salle										
2/20 at Mississippi State										
2/21 at Mississippi State										
2/22 at Mississippi State										
2/24 vs. Maryland										
2/25 at La Salle										
2/27 vs. Rider										
2/28 vs. Rider										
3/1 vs. Rider										
3/3 at Maryland										
3/6 vs. Canisius										
3/7 vs. Canisius										
3/8 vs. Canisius										
3/10 at Penn										
3/13 at LA Tech										
3/14 at LA Tech										
3/15 at LA Tech										
3/17 vs. St. Joe's										
3/20 vs. DBU										
3/21 vs. DBU										
3/22 vs. DBU										
3/24 at Rutgers										
3/27 vs. Kennesaw State										
3/28 vs. Kennesaw State										
3/29 vs. Kennesaw State										
3/31 vs. Rider										
4/2 at NM State										
4/3 at NM State										
4/4 at NM State										
4/10 vs. Missouri State										
4/11 vs. Missouri State										
4/12 vs. Missouri State										
4/14 vs. Delaware State										
4/17 at MTSU										
4/18 at MTSU										
4/19 at MTSU										
4/21 at LBC Championship										
4/21 or 4/22 at St. Joe's										
4/24 at Liberty										
4/25 at Liberty										
4/26 at Liberty										
4/28 at Delaware State										
5/1 vs. FIU										
5/2 vs. FIU										
5/3 vs. FIU										
5/8 at Sam Houston										
5/9 at Sam Houston										
5/10 at Sam Houston										
5/14 vs. WKU										
5/15 vs. WKU										
5/16 vs. WKU										

delaware

STAT LEADERS BY GAME - OFFENSE

OPPONENT	HITS	RUNS SCORED	HOME RUNS	RBI	STOLEN BASES
2/13 at Elon					
2/14 at High Point					
2/15 at Elon					
2/17 vs. La Salle					
2/20 at Mississippi State					
2/21 at Mississippi State					
2/22 at Mississippi State					
2/24 vs. Maryland					
2/25 at La Salle					
2/27 vs. Rider					
2/28 vs. Rider					
3/1 vs. Rider					
3/3 at Maryland					
3/6 vs. Canisius					
3/7 vs. Canisius					
3/8 vs. Canisius					
3/10 at Penn					
3/13 at LA Tech					
3/14 at LA Tech					
3/15 at LA Tech					
3/17 vs. St. Joe's					
3/20 vs. DBU					
3/21 vs. DBU					
3/22 vs. DBU					
3/24 at Rutgers					
3/27 vs. Kennesaw State					
3/28 vs. Kennesaw State					
3/29 vs. Kennesaw State					
3/31 vs. Rider					
4/2 at NM State					
4/3 at NM State					
4/4 at NM State					
4/10 vs. Missouri State					
4/11 vs. Missouri State					
4/12 vs. Missouri State					
4/14 vs. Delaware State					
4/17 at MTSU					
4/18 at MTSU					
4/19 at MTSU					
4/21 at LBC Championship					
4/21 or 4/22 at St. Joe's					
4/24 at Liberty					
4/25 at Liberty					
4/26 at Liberty					
4/28 at Delaware State					
5/1 vs. FIU					
5/2 vs. FIU					
5/3 vs. FIU					
5/8 at Sam Houston					
5/9 at Sam Houston					
5/10 at Sam Houston					
5/14 vs. WKU					
5/15 vs. WKU					
5/16 vs. WKU					

delaware

STAT LEADERS BY GAME - PITCHING

OPPONENT	INNINGS PITCHED	STRIKEOUTS	WALKS ALLOWED (LEAST)	HITS ALLOWED (LEAST)	PITCHES THROWN
2/13 at Elon					
2/14 at High Point					
2/15 at Elon					
2/17 vs. La Salle					
2/20 at Mississippi State					
2/21 at Mississippi State					
2/22 at Mississippi State					
2/24 vs. Maryland					
2/25 at La Salle					
2/27 vs. Rider					
2/28 vs. Rider					
3/1 vs. Rider					
3/3 at Maryland					
3/6 vs. Canisius					
3/7 vs. Canisius					
3/8 vs. Canisius					
3/10 at Penn					
3/13 at LA Tech					
3/14 at LA Tech					
3/15 at LA Tech					
3/17 vs. St. Joe's					
3/20 vs. DBU					
3/21 vs. DBU					
3/22 vs. DBU					
3/24 at Rutgers					
3/27 vs. Kennesaw State					
3/28 vs. Kennesaw State					
3/29 vs. Kennesaw State					
3/31 vs. Rider					
4/2 at NM State					
4/3 at NM State					
4/4 at NM State					
4/10 vs. Missouri State					
4/11 vs. Missouri State					
4/12 vs. Missouri State					
4/14 vs. Delaware State					
4/17 at MTSU					
4/18 at MTSU					
4/19 at MTSU					
4/21 at LBC Championship					
4/21 or 4/22 at St. Joe's					
4/24 at Liberty					
4/25 at Liberty					
4/26 at Liberty					
4/28 at Delaware State					
5/1 vs. FIU					
5/2 vs. FIU					
5/3 vs. FIU					
5/8 at Sam Houston					
5/9 at Sam Houston					
5/10 at Sam Houston					
5/14 vs. WKU					
5/15 vs. WKU					
5/16 vs. WKU					

delaware

STAT LEADERS BY GAME – MISC.

OPPONENT	CAUGHT STEALING (RUNNER)	CAUGHT STEALING (CATCHER)	DOUBLE PLAYS	HIT BY PITCH
2/13 at Elon				
2/14 at High Point				
2/15 at Elon				
2/17 vs. La Salle				
2/20 at Mississippi State				
2/21 at Mississippi State				
2/22 at Mississippi State				
2/24 vs. Maryland				
2/25 at La Salle				
2/27 vs. Rider				
2/28 vs. Rider				
3/1 vs. Rider				
3/3 at Maryland				
3/6 vs. Canisius				
3/7 vs. Canisius				
3/8 vs. Canisius				
3/10 at Penn				
3/13 at LA Tech				
3/14 at LA Tech				
3/15 at LA Tech				
3/17 vs. St. Joe's				
3/20 vs. DBU				
3/21 vs. DBU				
3/22 vs. DBU				
3/24 at Rutgers				
3/27 vs. Kennesaw State				
3/28 vs. Kennesaw State				
3/29 vs. Kennesaw State				
3/31 vs. Rider				
4/2 at NM State				
4/3 at NM State				
4/4 at NM State				
4/10 vs. Missouri State				
4/11 vs. Missouri State				
4/12 vs. Missouri State				
4/14 vs. Delaware State				
4/17 at MTSU				
4/18 at MTSU				
4/19 at MTSU				
4/21 at LBC Championship				
4/21 or 4/22 at St. Joe's				
4/24 at Liberty				
4/25 at Liberty				
4/26 at Liberty				
4/28 at Delaware State				
5/1 vs. FIU				
5/2 vs. FIU				
5/3 vs. FIU				
5/8 at Sam Houston				
5/9 at Sam Houston				
5/10 at Sam Houston				
5/14 vs. WKU				
5/15 vs. WKU				
5/16 vs. WKU				

LAST TIME A BLUE HEN

Had 7 at bats in a game
 Had 8 at bats in a game
 Scored 5 runs in a game
 Scored 6 runs in a game
 Scored 8 runs in a game
 Had 3 doubles in a game
 Had 2 triples in a game
 Had 3 triples in a game
 Had 5 hits in a game
 Had 6 hits in a game
 Hit multiple home runs in a game
 Hit 3 home runs in a game
 Stole 4 bases in a game
 Stole 5 bases in a game
 Stole 6 bases in a game
 Batted in 5+ runs in a game
 Batted in 7 runs in a game
 Batted in 8 runs in a game
 Batted in 10 runs in a game
 Walked 3+ times in a game
 Walked 5 times in a game
 Pitched 9 innings in a game
 Pitched 10 innings in a game
 Pitched 13 innings in a game
 Threw a no-hitter
 Struck out 10+ batters in a game
 Struck out 15+ batters in a game
 Struck out 20+ batters in a game
 Was hit by a pitch 2 times
 Was hit by a pitch 3 times
 Hit for the cycle
 Had a 15+ game hitting streak
 Had a 20+ game hitting streak
 Had a 25+ game hitting streak
 Had a 30+ game hitting streak

Aaron Graeber, 3/30/25 at Elon
 Kevin Mohollen, Erik Bowern, Jack Goan, 5/16/19 vs. Charleston
 Tanner Donati, 4/29/25 vs. UMES
 Josh Dean, 5/8/10 vs. Hofstra
 Gary Gehman, 5/21/76 vs. Fairleigh Dickinson
 Joseph Carpenter, 3/11/22 vs. Iona
 Bryce Greenly, 3/15/23 vs. Maryland
 Andre Duffie, 5/1/95 vs. Hofstra
 Aaron Graeber, 3/22/25 vs. Stony Brook
 Mark Rubini, 4/18/95 vs. St. Joe's
 Andrew Amato, 4/20/25 vs. North Carolina A&T
 Eric Ludman, 4/14/24 vs. Northeastern
 Reid Gorecki, 3/29/02 vs. James Madison
 Andrew Salvo, 3/15/00 vs. Villanova
 Dominic Ragazzo, 3/27/22 vs. James Madison
 Matthew Minckler, 4/29/25 vs. UMES (6)
 Nick Patten, 5/18/17 vs. Charleston
 Adam Tsakonas, 4/4/08 vs. Hofstra
 Joey Loynd, 4/9/24 at Lafayette
 Andrew Amato, 4/4/25 vs. Towson (4)
 Jackson Tyer, 5/6/25 at Georgetown
 Chris Ludman, 3/16/19 vs. Goldey Beacom
 Dan Gatto, 4/4/14 vs. St. Joe's
 Rick Brown, 4/16/76 vs. West Chester
 Brent Gaphardt (7 inn.), 3/26/05 vs. Hofstra
 Brandon Walter, 4/10/19 vs. Towson (12)
 Brandon Walter, 3/18/17 vs. Penn State (17)
 Al Neiger, 4/15/59 vs. Swarthmore (21)
 Aidan Stewart, 5/6/25 at Georgetown
 Dan Richardson, 4/25/06 vs. Temple
 Matthew Minckler, 4/29/25 vs. UMES
 Aaron Graeber, 2024 (16)
 Aaron Graeber, 2025 (22)
 Brandon Menchaca, 1976-1977 (27)
 Carlos Alonso, 2009-2010 (32)

LAST TIME THE TEAM

Won by 10+ runs
 Won by 15+ runs
 Won by 20+ runs
 Won by 25+ runs
 Won by 30+ runs
 Lost by 10+ runs
 Lost by 15+ runs
 Lost by 20+ runs
 Lost by 30+ runs
 Scored 20+ runs in a game
 Scored 25+ runs in a game
 Scored 30+ runs in a game
 Scored 35+ runs in a game
 Allowed 20+ runs in a game
 Allowed 25+ runs
 Allowed 30+ runs
 Had 20+ hits in a game
 Had 25+ hits in a game
 Had 30+ hits in a game
 Had 35+ hits in a game
 Allowed 20+ hits in a game
 Allowed 25+ hits in a game
 Played in an extra innings game
 Played in a 15+ inning game
 Had a triple play

4/27/25 vs. Hofstra (16-6)
 4/29/25 vs. UMES (24-6)
 4/9/24 at Lafayette (22-2)
 4/10/09 vs. Hofstra (27-2)
 4/11/80 vs. UMES (30-0)
 5/15/25 vs. Campbell (18-6)
 2/15/25 at Florida Atlantic (19-1)
 5/22/98 vs. Florida State (27-6)
 5/19/1925 vs. Georgetown (33-0)
 4/29/25 vs. UMES (24)
 5/8/10 vs. Hofstra (25)
 4/22/91 vs. Hofstra (30)
 4/29/93 vs. UMES (38)
 3/16/12 by UNCW (22)
 5/3/91 by Towson (27)
 5/19/1925 by Georgetown (33)
 4/29/25 vs. UMES (20)
 3/18/16 vs. Fairfield (25)
 4/10/09 vs. Hofstra (30)
 4/29/93 vs. UMES (37)
 3/16/18 by Bryant (21)
 5/6/85 by Rider (85)
 5/11/25 at Monmouth (11 inn. | L, 5-4)
 4/17/96 vs. St. Joe's (17 inn. | W, 10-8)
 2/24/24 at Jacksonville

2025

NCAA TEAM RANKINGS

Statistic	National Rank	Conference Rank	Value	National Leader	Value	Conference Leader	Value
Base on Balls (299 ranked)	96	4	273	Duke	408	Col. of Charleston	289
Batting Average (299 ranked)	211	9	0.270	New Mexico	0.337	William & Mary	0.311
Double Plays (297 ranked)	208	9	32	UCLA	66	Stony Brook	45
Double Plays Per Game (299 ranked)	201	7	0.60	UCLA Utah Tech	1.00 1.00	Stony Brook	0.87
Doubles (299 ranked)	98	2	109	Arizona St. Georgia Tech High Point	149 149 149	Col. of Charleston	131
Doubles Per Game (299 ranked)	57	2	2.06	New Mexico	2.79	Col. of Charleston	2.22
Earned Run Average (299 ranked)	127	5	5.75	Northeastern	3.06	Northeastern	3.06
Fielding Percentage (299 ranked)	178	5	0.966	Charlotte	0.984	Northeastern	0.980
Hit Batters (299 ranked)	82	2	90	San Diego	138	Hofstra	100
Hit by Pitch (299 ranked)	169	4	70	Coastal Carolina	179	Campbell	114
Hits (299 ranked)	203	10	488	Cal Poly	700	William & Mary	603
Hits Allowed Per Nine Innings (299 ranked)	91	4	9.21	Oregon	7.10	Northeastern	7.18
Home Runs (299 ranked)	101	4	67	Georgia	144	Campbell	91
Home Runs Per Game (299 ranked)	85	4	1.26	Georgia	2.40	Campbell	1.63
On Base Percentage (299 ranked)	152	5	0.383	High Point	0.449	Col. of Charleston	0.397
Runs (299 ranked)	137	6	382	High Point	619	Northeastern	441
Sacrifice Bunts (298 ranked)	289	12	6	Eastern Ill.	72	Towson	37
Sacrifice Flies (298 ranked)	212	8	19	Coastal Carolina Georgia Tech USC Upstate	40 40 40	Monmouth	32
Scoring (299 ranked)	96	2	7.2	High Point	10.7	Northeastern	7.4
Shutouts (180 ranked)	119	6	2	Northeastern	17	Northeastern	17
Slugging Percentage (299 ranked)	122	5	0.451	High Point	0.607	Campbell	0.472
Stolen Bases (299 ranked)	158	10	62	VMI	209	Northeastern	196
Stolen Bases Per Game (299 ranked)	159	11	1.17	VMI	3.94	Northeastern	3.27
Strikeout-to-Walk Ratio (299 ranked)	135	5	1.76	Arkansas	3.64	Northeastern	3.46
Strikeouts Per Nine Innings (299 ranked)	87	2	8.7	Vanderbilt	11.9	Campbell	9.3
Triple Plays (1 ranked)				5 teams tied	1		
Triples (299 ranked)	183	10	9	Arizona	36	Col. of Charleston Hofstra	16 16
Triples Per Game (299 ranked)	182	9	0.17	Arizona	0.55	Hofstra	0.30
WHIP (299 ranked)	119	4	1.57	Northeastern	1.07	Northeastern	1.07
WL Pct (299 ranked)	128	4	0.528	Northeastern	0.817	Northeastern	0.817
Walks Allowed Per Nine Innings (299 ranked)	175	7	4.95	Northeastern	2.44	Northeastern	2.44

2025

NCAA INDIVIDUAL RANKINGS

Statistic	National Rank	Conference Rank	Value	National Leader	Value	Conference Leader	Value
Base on Balls (299 ranked)	96	4	273	Duke	408	Col. of Charleston	289
Batting Average (299 ranked)	211	9	0.270	New Mexico	0.337	William & Mary	0.311
Double Plays (297 ranked)	208	9	32	UCLA	66	Stony Brook	45
Double Plays Per Game (299 ranked)	201	7	0.60	UCLA Utah Tech	1.00 1.00	Stony Brook	0.87
Doubles (299 ranked)	98	2	109	Arizona St. Georgia Tech High Point	149 149 149	Col. of Charleston	131
Doubles Per Game (299 ranked)	57	2	2.06	New Mexico	2.79	Col. of Charleston	2.22
Earned Run Average (299 ranked)	127	5	5.75	Northeastern	3.06	Northeastern	3.06
Fielding Percentage (299 ranked)	178	5	0.966	Charlotte	0.984	Northeastern	0.980
Hit Batters (299 ranked)	82	2	90	San Diego	138	Hofstra	100
Hit by Pitch (299 ranked)	169	4	70	Coastal Carolina	179	Campbell	114
Hits (299 ranked)	203	10	488	Cal Poly	700	William & Mary	603
Hits Allowed Per Nine Innings (299 ranked)	91	4	9.21	Oregon	7.10	Northeastern	7.18
Home Runs (299 ranked)	101	4	67	Georgia	144	Campbell	91
Home Runs Per Game (299 ranked)	85	4	1.26	Georgia	2.40	Campbell	1.63
On Base Percentage (299 ranked)	152	5	0.383	High Point	0.449	Col. of Charleston	0.397
Runs (299 ranked)	137	6	382	High Point	619	Northeastern	441
Sacrifice Bunts (298 ranked)	289	12	6	Eastern Ill.	72	Towson	37
Sacrifice Flies (298 ranked)	212	8	19	Coastal Carolina Georgia Tech USC Upstate	40 40 40	Monmouth	32
Scoring (299 ranked)	96	2	7.2	High Point	10.7	Northeastern	7.4
Shutouts (180 ranked)	119	6	2	Northeastern	17	Northeastern	17
Slugging Percentage (299 ranked)	122	5	0.451	High Point	0.607	Campbell	0.472
Stolen Bases (299 ranked)	158	10	62	VMI	209	Northeastern	196
Stolen Bases Per Game (299 ranked)	159	11	1.17	VMI	3.94	Northeastern	3.27
Strikeout-to-Walk Ratio (299 ranked)	135	5	1.76	Arkansas	3.64	Northeastern	3.46
Strikeouts Per Nine Innings (299 ranked)	87	2	8.7	Vanderbilt	11.9	Campbell	9.3
Triple Plays (1 ranked)				5 teams tied	1		
Triples (299 ranked)	183	10	9	Arizona	36	Col. of Charleston Hofstra	16 16
Triples Per Game (299 ranked)	182	9	0.17	Arizona	0.55	Hofstra	0.30
WHIP (299 ranked)	119	4	1.57	Northeastern	1.07	Northeastern	1.07
WL Pct (299 ranked)	128	4	0.528	Northeastern	0.817	Northeastern	0.817
Walks Allowed Per Nine Innings (299 ranked)	175	7	4.95	Northeastern	2.44	Northeastern	2.44

DELAWARE TV/RADIO CHART



1
Sal Mineo
Sophomore | OF | 5-11 | 195
Slippery Rock, Pa.
Slippery Rock (Ohio State)



2
Connor Doherty
Freshman | OF/INF | 6-1 | 195
Fairfax, Va.
Robinson



3
Matthew Minckler
Junior | RHP/INF | 6-0 | 185
Bangkok, Thailand
Portsmouth (Virginia Tech)



4
Rory Finn
Sophomore | INF | 5-10 | 190
Warrington, Pa.
Springside Chesnut Hill



5
Jeremy Wolf
Senior | INF | 5-9 | 170
Sicklerville, N.J.
Gloucester Catholic (UNCG)



6
LT Cockrill
Senior | C | 5-10 | 190
Las Vegas, Nev.
Centennial (State College of Fla.)



7
Evan Bouldin
Senior | INF | 6-2 | 200
Middletown, Del
Appoquinimink (Delaware State)



8
Anthony Charles
Senior | OF | 6-3 | 195
Mullica Hill, N.J.
Clearview (Goldey Beacom)



10
Andrew Callaway
Junior | LHP | 6-0 | 210
Seaford, Del.
Delmar (West Virginia)



11
Luke Lambert
Senior | C | 5-9 | 185
McDonald, Pa.
West Allegeny (Eastern Florida CC)



12
Dylan Bryan
Junior | LHP | 6-2 | 195
Lutherville, Md.
Loyola-Blakefield




14
Harry Carr
Sophomore | INF | 6-1 | 190
Philadelphia, Pa.
Monsignor Bonner (Butler)




15
Ryan Pugh
Sophomore | RHP | 6-0 | 195
South Riding, Va.
Freedom (Virginia Tech)



16
Vincent Davis
Junior | INF/OF | 6-0 | 210
Somerdale, N.J.
Highland (Manhattan)



17
Noah Burroughs
Sophomore | OF | 6-1 | 195
Millsboro, Del
Sussex Central (Salisbury)



18
Jack Maiale
Freshman | RHP/INF | 6-4 | 220
New Paltz, N.Y.
New Paltz



19
Jackson Hulcher
Junior | RHP | 6-3 | 190
Ashburn, Va.
Broad Run (Richard Bland CC)



20
Doug Marose
Graduate | RHP | 6-5 | 230
Laytonville, Md.
Gaithersburg (Harford CC)



21
Nick Bilotto
Freshman | RHP | 6-2 | 190
Ellicott City, Md.
Glenelg



22
Sam Winsett
Sophomore | INF | 6-1 | 190
Voorhees, N.J.
Eastern (Coastal Carolina)



23
Luke Guire
Freshman | INF | 6-3 | 210
Bordentown, N.J.
Bordentown



24
Ethan Shaub
Graduate | LHP | 5-10 | 185
Haddon Township, N.J.
Haddon Township (Gloucester CC)



25
Elias Conway
Junior | LHP | 6-0 | 195
Warrington, Pa.
Springside Chesnut Hill



27
Anthony DeCesare
Freshman | C | 6-2 | 220
Yorktown Heights, NY
Stony Brook School

DELAWARE TV/RADIO CHART



28

Tim Hartman
Senior | RHP | 6-0 | 180
Lumberton, N.J.
Rancocas Valley (Gloucester CC)



29

Chase Deibler
Freshman | RHP | 6-3 | 185
Enola, Pa.
East Pennsboro



30

Grant Fournier
Freshman | OF | 5-10 | 170
Cherry Hill, N.J.
Cherry Hill West



31

Matt Reyes
Senior | RHP | 5-11 | 195
Northford, Conn.
St. Thomas More (Louisburg CC)



32

Jonah Richardson
Sophomore | RHP | 6-0 | 215
Boiling Spring, Pa.
Boiling Spring



33

Ryan McLaughlin
Junior | RHP | 6-2 | 205
Berlin, Md.
Stephen Decatur



35

Jake Marchesano
Freshman | RHP | 6-2 | 195
Feasterville, Pa.
Archbishop Ryan



36

Ben Moyzan
Junior | RHP | 6-1 | 205
Bethlehem, Pa.
Notre Dame (ODU)



37

Evan Lewis
Graduate | RHP | 6-2 | 205
Severna Park, Md.
Severna Park (Gaston CC)



38

Cole Carbone
Junior | C | 6-2 | 210
Cranston, R.I.
Worcester Academy (Houston)




39

Brady Blum
Sophomore | RHP | 6-1 | 180
Northfield, N.J.
Mainland



41

Joaquin Rodriguez
Freshman | INF | 6-6 | 230
Harbeson, Del.
Sussex Central



42

Jake Pollaro
Sophomore | LHP | 6-5 | 240
Pittsburgh, Pa.
North Hill



34

Greg Mamula
Head Coach
Fourth Season



44

Chris Bresnahan
Recruiting Coordinator
Second Season



43

Daniel Sweeney
Pitching Coach
Second Season



9

Jimmy Losh
Volunteer Assistant Coach
First Season