DELAWARE FIGHTIN' BLUE HENS FOOTBALL GAME NOTES

Ed LeFurge III, Assistant AD, Communications & Creative Services | 732-600-6552 | lefurge@udel.edu | @EL3theSID

SERIES HISTORY

All Time	2-1
Streak	L1
At Home	1-0
On the Road	1-1
Largest Win	15 pts - 42-27, 11/25/78
Largest Loss	13 pts - 38-25, 10/15/25
Last Win	20-14, 5/2/21
Last Loss	38-25, 10/15/25

HOW TO FOLLOW

TV/Stream	CBSSN
Play-by-Play	John Sadak
Analyst	Randy Cross
Radio	94.7 FM WDSD
Play-by-Play	Scott Klatzkin
Analyst	Bill Harman
Play-by-Play	Nick Alessandrini
Student Radio	91.3 FM WVUD
Play-by-Play	Will McCarthy
Analyst	Dylan Devine
Live Stats	bluehenstats.STATB.US
X/Instagram	@Delaware_FB

WHO ARE WE

Only refer to our institution as the University of Delaware or UD. Do not use "U of D," "UofD," "the U of D" or "UDel." Do not use periods in "UD."

We are the Fightin' Blue Hens on first reference and Blue Hens, Hens, or Blue & Gold after that.

DELAWARE (6-5, 4-3 CUSA) GM 12 JAX STATE (8-3, 6-1 CUSA)

Head Coach: Ryan Carty
Record at UD: 39-22 (5 years)
Career Record: same
Last: W, 42-30 at New Mexico St.

Head Coach: Charles Kelly
Record at JSU: 17-8 (2 years)
Career Record: same
Last: W, 25-20 vs. Missouri St.

saturday, nov. 28, 2026 | 3:30 p.m. | newark, del. | delaware stadium (18,077) | CBSSN

OPENING KICK

▶ Delaware has reached the six-win mark to qualify for a bowl game for the second-season in a row. The Fightin' Blue Hens join UAB and Jax State as the only programs to make a bowl game in each of their first two seasons of FBS football. UD looks to become the first ever to win both of those games.

▶ QB **Nick Minicucci** had a busy week of recognition earning a spot on Davey O'Brien's Great 8 and Manning Stars of the Week, while also being named CUSA Co-Offensive Player of the Week. Minicucci leads the team with 2,513 passing yards and 23 passing TDs. His 279.2 passing yards per game lead Conference USA, while his 23 TDs are the best in the league. The Midland Park, N.J. native ranks ninth nationally in passing yards per game, 10th in completions per game (22.67), 10th in passing efficiency (163.7), 11th in points responsible for per game (17.6), 12th in completion percentage (69.2%), and 13th in passing TDs.

▶ RB **Jo Silver** tops the team with 477 rushing yards on the campaign to go with two rushing touchdowns. RB Viron Ellison Jr. leads the team in rushing TDs (5).

▶ WR **Sean Wilson**, the team's leading receiver, is fourth in CUSA with 782 receiving yards. Wilson also tops the squad with 62 catches (2nd in CUSA) and five touchdown receptions (t-6th in CUSA).

▶ LB **Gavin Moul** leads the Hens with 83 tackles, tied for third most in CUSA, while his 8.3 tackles per game are alone at third in Conference USA.

▶ S **George Mullins** is tied for 11th in the country and leads Conference USA with four interceptions this season.

▶ The Hens are 52nd in the nation with 2.27 sacks/game. UD's 25 sacks this season are tied for 52nd most in the FBS and are second most in CUSA.

▶ The Blue & Gold boast the No. 1 passing offense in Conference USA with 302.4 passing yards per contest, all while using five different quarterbacks and having two other players throw a pass.

▶ Delaware is averaging 30.8 points per game (2nd in CUSA), while allowing 28.0 points per game (7th). UD has recorded 410.6 yards of total offense per game (2nd in CUSA), while allowing 410.3 yards per game (9th).

LEADERS


qb nick minicucci

passing
204-of-295 (69.2)
2,513 yds
23 TDs, 4 INTs


rb jo silver

rushing
104 att
477 yds (4.6 YPC)
2 TDs


wr sean wilson

receiving
62 rec
782 yds (12.6 YPC)
5 TDs


lb gavin moul

tackling
83 total
5.5 TFLs
2.0 sacks


ban blake matthews

sacks
5.0 total
10.0 TFLs
62 tackles

2026 SCHEDULE

sept. 3	sept. 12	sept. 19	sept. 26	oct. 2	oct. 13	oct. 20	oct. 27	nov. 7	nov. 14	nov. 21	nov. 28
W, 42-7	L, 35-26	W, 22-14	L, 42-3	L, 30-14	L, 33-30	W, 61-38	W, 35-21	L, 42-40	W, 24-16	W, 42-30	Newark, Del. CBSSN | 3:30 PM

*all times ET

DELAWARE FOOTBALL STAFF

COACHING STAFF

Ryan Carty.....Head Coach
Terence Archer.....Asst. HC/OC/WRs
Manny Rojas.....Asst. HC/DC/Ss
Rocco DiMeco.....Special Teams Coord./Co-DC/LBs
Chris Rogers.....Run Game Coord./Offensive Line
Xavier Dye.....Recruiting Coordinator/Running Backs
Marvin Clecidor.....Cornerbacks
Tyler Ferguson.....Tight Ends
Kyre Hawkins.....Defensive Line
Jarred Holley.....Bandits
Garrett Smith.....Quarterbacks
Jourdan Townsend.....Senior Offensive Analyst/Asst. WRs
Theo Brown.....Senior Special Teams Analyst
Noah Plack.....Senior Defensive Analyst/Ss
Gabriel Mendez.....Offensive Analyst/TEs
Erik Pratt.....Offensive Analyst/OL
Chase McGowan.....Defensive Analyst/CBs
Anthony Puntolillo.....Defensive Analyst/LBs
Carson Turner.....Defensive Analyst/DL

ACADEMICS

Ashley DeCarlo.....Head Football Academic Advisor
Nick Reynolds.....Academic Advisor II

ATHLETIC TRAINING & SPORTS MEDICINE

Brandon Albin.....Head Football Athletic Trainer
Nathaniel Gay.....Assistant Athletic Trainer
Sharon Wilson.....Assistant Athletic Trainer
Andrew Reisman, MD.....Chief Medical Officer

COMPLIANCE

Steven Reid.....Senior Assoc. AD, Compliance
Kyra Beljour.....Assistant AD, Compliance
Alli Dienes.....Assistant Director, Compliance
Vince Adduci.....Athletics Compliance Specialist

COMMUNICATIONS

Ed LeFurge III.....Assistant AD, Communications
Eli Vaupen.....Associate Director, Communications
Noah Barraclough.Assistant Director, Communications
Michael Riccio.....Social Media Coordinator

EQUIPMENT

Alec Schwartz.....Head Football Equipment Manager
Jack Levis.....Assistant Equipment Manager

OPERATIONS

Patrick Callaway.....General Manager
Ben Rubenstein.....Assistant General Manager
Jerry Oravitz.....Sr. Assoc. AD, Football/Chief of Staff
Michael Armstrong.....Assoc. AD, Football Operations
Haley Alioto.....Director, Football Ops/Recruiting

SPORTS PERFORMANCE

Chris Stewart.....Assoc. AD, Strength & Conditioning
Tom Evans.....Director, Strength and Conditioning
Evan Weinstein.....Asst. Strength & Conditioning Coach
Christina Rasnake..Director, Sports Science & Analytics
Hanalyn Podgurski.....Interim Director, Perf. Nutrition
Kate Tower.....Asst. Director, Perf. Nutrition
Christine Jehu, PhD.....Senior Sport Psychologist

VIDEO

JT Tober.....Director, Football Video/Analytics

sunday	monday	tuesday	wednesday	thursday	friday	saturday
off	p.m. walkthrough	a.m. practice	a.m. practice 11:55 a.m. press conference	a.m. practice	a.m. practice	Jax State 3:30 p.m.

interview requests
All interview requests for players, coaches, or staff members should be directed to Ed LeFurge III.

practice regulations
Practices will be open to the media on the Wednesday of game week (Wednesday for Saturday games, Tuesday for Friday games, Monday for Thursday games, and Sunday for Wednesday games) for approximately 45-60 minutes depending on that day's schedule. Photo and video are **STRICTLY PROHIBITED**. Advance notice is required to Ed LeFurge III. Otherwise, all practices are closed to all individuals except Delaware football personnel.

weekly press conference
Ryan Carty's weekly media press conference will take place on the Wednesday of game weeks (three days prior) at 11:20 a.m. ET with a brunch starting at 11 a.m. Please contact Ed LeFurge III by 8 p.m. the previous day to RSVP.

credentials
There will be limited media access inside Delaware Stadium both on the field and in the press box.

All credential requests for home games must be made through Ed LeFurge III. Game-by-game credentials must be requested at least 72 hours prior to the game. Local media requesting credentials for a road game must have that request in to Ed LeFurge III two weeks prior to the contest (preceding Monday) via email.

media parking
Media parking at Delaware Stadium is available on a limited basis. Please contact Ed LeFurge III via email to obtain a parking pass.

media will-call / entrance
Media attending games at Delaware Stadium must enter on the east side of the stadium at the southeast gate. Shuttles from the media parking lot will drop media off near that entrance. Credentials left at will-call must be picked up at the southeast ticket office **only**.

locker room policy
Delaware maintains a closed locker room policy.

post-game interview procedures
Following games, head coach Ryan Carty and select players will be made available to the media. Please address player requests to Ed LeFurge III by the 10-minute mark of the fourth quarter.

collegepressbox
CollegePressBox.com is the official media website for Division I FBS football. Access and download weekly game notes, quotes, statistics, media guides, head shots, logos, and more for each conference and its member schools. Register for access at collegepressbox.com/register.

collegepressbox
SINCE 2005 EVERYTHING BUT THE PREGAME MEAL

FOOTBALL COMMUNICATIONS



ED LEFURGE III
Assistant AD, Communications
C: (732) 600-6552
lefurge@udel.edu
@EL3theSID

Football Contact & Credential Requests



ELI VAUPEN
Assoc. Director, Communications
C: (856) 701-8833
evaupen@udel.edu
@eli_vaupen

Secondary Football Contact

QUICK FACTS

School	University of Delaware
Location	Newark, Del.
Founded	1743
Enrollment	24,039
President	Laura Carlson
School Website	www.udel.edu
Nickname	Fightin' Blue Hens
School Colors	Blue & Gold
Athletics Website	www.bluehens.com
Director of Athletics	Jordan Skolnick
Conference	Conference USA
Website	www.conferenceusa.com

FOOTBALL PROGRAM

Stadium	Delaware Stadium
Surface	FieldTurf
Capacity	18,077
First Season of Football	1889
All-Time Record	755-497-43
All-Time Delaware Stadium Record	348-119-4
National Championships	6 (2003)
Conference Championships	16 (2020-21)
FBS Bowl Record	1-0
Head Coach	Ryan Carty (Delaware '06)
Career Record	39-22 / 5 seasons
Record at UD	same
2025 Record	7-6
Letterwinners Returning/Lost	59/44
Starters Returning/Lost	
Offense	7/4
Defense	5/6
Special Teams	1/2
Newcomers	46
2025 Overall Record	7-6
2025 CUSA Record	4-4
2025 CUSA Finish	7th
2025 Postseason	68 Ventures Bowl Champs

TABLE OF CONTENTS

Football Staff/Media Information	2
Quick Facts/What to Look For	3
Career Games/Starts/On This Date	4
Career Games/Starts	5
Games Played/Started Streaks/H2H Stats	6
Delaware Record When/Carty v. Opp.	7
Weekly Connections/All-Time OT Games	8
Record Watch	9
Stat Superlatives	10
Game Notes	3-12
Award List	13
CUSA Standings/Future Opponents	14
Single Game Records	15
Career Touchdowns	16
Position by Position	14-16
Players to Watch	17-19
Rosters/Pronunciations	20-24
Ryan Carty	25
Assistant Coaches/Support Staff	26-27
Hens in the NFL	28
Delaware Stadium	29
Whitney Athletic Center	30
Opponent Schedules/Results	31
Career Stats	32-47
2026 Statistics	48-63
National Rankings	64-67
Starters by Game	68
Misc. Stats	69-70
Last Time When	71-73
Box Scores	74-77

WHAT TO LOOK FOR...

- QB **Nick Minicucci** is 719 passing yards away from passing **Matt Nagy**'s 8,214 for most in a UD career.

- QB **Nick Minicucci** is currently second in single-season completion percentage (69.2), behind **Nolan Henderson** (70.7).

- A win would match UD's FBS win total from last year at seven.

THIS WEEK

welcome back

Jacksonville State returns to Newark on Saturday for the first time since 1978 and first since both teams joined the FBS. The two teams faced off in the DII Quarterfinals on November 25, 1978, where Delaware won, 42-27. RB **Gary Gumbs** (153) and RB **Tom Ciccone** (125) both ran for over 100 yards, while LB **K.C. Keeler** had three interceptions.

PROGRAM NOTES

back bowlin'

After securing its sixth win of the season at New Mexico State, Delaware reached the six-win mark to qualify for a bowl game for the second-season in a row. The Hens join UAB and Jax State as the only programs to make a bowl game in each of their first two seasons of FBS football. UD looks to become the first ever to win both of those games.

three hours of red zone football

Delaware's red zone offense has been crucial to its point-scoring success this year, converting on 90.7 percent of its opportunities, which ranks second in CUSA and 23rd nationally.

turnover town

Prior to the game at New Mexico State, Delaware had forced multiple turnovers in five-straight games, the longest streak by any CUSA team this season and the longest-active streak in the FBS.

wreaking havoc

UD ranks 22nd nationally and first in CUSA with 17 forced turnovers in 2026.

spreading the wealth

Delaware has had 13 different players catch a touchdown pass this season which is the second most in the country, only behind Georgia's 14.

midnight production

Delaware unveiled its Midnight Black uniforms prior to its 2025 home contest against Middle Tennessee. Since then, they have averaged 51 points per game while wearing them, including 61 points in two games. UD is 3-0 in those games.

ball security

UD is second in Conference USA and ranks 44th in the country with seven fumbles recovered. The offense is 24th in the country with four lost fumbles.

sack attack

The Hens are 52nd in the nation with 2.27 sacks/game. UD's 25 sacks this season are tied for 52nd most in the FBS and are second most in CUSA.

PROGRAM NOTES

big play fightin' blue hens

The Hens' 51 pass plays of 20+ yards are tied for 8th most in the nation. In pass plays of 30+ yards, UD's 27 are tied for fourth-most nationally.

air attack

Despite playing five different quarterbacks this season, the UD offense is still as potent as ever. The Hens rank 10th nationally and first in CUSA with 302.4 passing yards per game, while sitting 30th in the country with 12.94 yards per completion. Delaware is 12th nationally with 404 passing attempts. QB **Nick Minicucci** adds to these totals sitting 9th nationally in passing yards/game (279.2), 10th in completions per game (22.67), 10th nationally in passing efficiency (163.7), 11th in points responsible for per game (17.6), 12th nationally in completion percentage (.692), and 13th in passing touchdowns (23). He leads CUSA in all of those categories except for efficiency and yards per completion.

retirement age changed to 61

UD scored 61 points in a game for the second-straight season and second-straight senior day, following up a 61-31 win over UTEP in 2025. The 61-38 win over Missouri State was the highest-scoring CUSA game since FAU defeated North Texas, 69-31 on 10/21/17 and a Scorigami.

you get a td pass, and you get a td pass

After his TD pass to QB **Tyler Bell** at Middle Tennessee, WR **Bryson Graves** became the fifth Blue Hen to throw a TD pass this season and second by a non-quarterback. The five touchdown passers are tied for the most in the country this season (Miss. St. San Diego St) and tied for the most by a CUSA team all-time in a season, matching Memphis in 2008 and Southern Miss in 2021. The two non-QB touchdown passers are tied for the most in the nation this season (Louisiana Tech, Miss. St., San Diego St).

it just means more

Delaware led 17-14 at halftime against Vanderbilt, becoming the first G6 team to lead an SEC team at halftime since Toledo led Mississippi State, 28-3, on September 14, 2024 and the first CUSA team to do so since New Mexico State led Auburn, 10-7, on November 18, 2023.

PROGRAM NOTES

they're baaaaack!
Delaware returns 92-percent of eligible starters from a season ago, including seven starters on offense, the most in Conference USA. Those 12 starters are fourth most among G6 schools, and t-14th most in the country.

dominant debut
In the win against Merrimack, Delaware totaled 547 yards of total offense for the most since Oct. 5, 2024 at Monmouth. The defense allowed just 229 yards of total offense, the fewest since Oct. 10, 2024 vs. Maine.

strength of schedule
Eight of the 12 teams on Delaware's 2026 regular season schedule appeared in a bowl game last season: Vanderbilt (ReliaQuest Bowl), Coastal Carolina (Radiance Technologies Independence Bowl), Virginia (TaxSlayer Gator Bowl), Missouri State (Xbox Bowl), WKU (New Orleans Bowl), Kennesaw State (Myrtle Beach Bowl), FIU (SERVPRO First Responder Bowl), and Jax State (IS4S Salute to Veterans Bowl).

wins for the record book
With its 44-41 OT win over UConn in 2025, Delaware tallied its first win as a FBS program over another FBS program. UD followed that up the next week with the program's first-ever CUSA win with a 38-16 victory at FIU.

makin' history
UD, along with FBS newcomer and CUSA mate Missouri State, became the second and third first-year FBS programs from 2023-25 to make a bowl game, joining CUSA's Jacksonville State in 2023. Overall, Delaware is one of two programs (Jax State) in all of FBS football since 2012 to win a bowl game in its first season of FBS competition.

gettin' it done in the classroom
Delaware football posted its highest-semester GPA ever in spring of 2026, sporting a 3.09 GPA as a team.

fcs history
UD ended its time at the FCS level tied with Northern Iowa for the fifth-most FCS Playoff wins all-time at 26.

royal company
UD is one of three schools with an alum elected President (**Joe Biden**), a Super Bowl MVP (**Joe Flacco**), and an NFL MVP (**Rich Gannon**), along with Stanford and Michigan.

best bird in the land
YoUDee is one of 14 NCAA inductees in the Mascot Hall of Fame, including one of two from CUSA, joining Big Red from WKU.

producing on the biggest stage
UD is one of four schools nationally and the only G6 school with a QB to win Super Bowl MVP (**Joe Flacco**, XLVII), another QB with a TD pass in a Super Bowl (**Rich Gannon**, XXXVII), and a player to have a TD catch in a Super Bowl (**Ben Patrick**, XLIII). The other three schools are Alabama, Notre Dame, and Stanford.

coaching royalty
UD has three coaches in the College Football Hall of Fame: **Bill Murray** (Class of 1974), **Dave Nelson** (Class of 1987), and **Tubby Raymond** (Class of 2003), which is the most in CUSA. Middle Tennessee and New Mexico State have one apiece.

primetime spotlight
UD has eight national TV games in 2026 (Vanderbilt, Coastal Carolina, Virginia, Liberty, Middle Tennessee, Missouri State, WKU, and Jax State).

birds of a feather
With over 1,100 schools across three divisions in the NCAA, the Fightin' Blue Hens are one of two institutions with the nickname in the hen family. Pomona-Pitzer, a division III institution, is nicknamed the Sagehens. Both South Carolina and Jacksonville State have the nickname Gamecocks and Coastal Carolina is the Chanticleers, which both fall in the rooster family. Trinity College (DIII) goes by the Bantams, a miniature chicken.

ON THIS DATE IN DELAWARE FOOTBALL HISTORY...

NOV 28

Delaware is 1-0 in games played on this date in program history. In a date that typically coincided with the week of the first round of the DI-AA/FCS Playoffs, it now serves as the final week of the FBS season. In 1992, Delaware welcomed Samford to Newark for the first round of the DI-AA Playoffs. The Hens defeated the Bulldogs, 56-21, with **Daryl Brown** rushing for 115 yards. The 56 points still ties for UD's most points in a playoff game since moving to DI (11/22/22 vs. Saint Francis).

CAREER GAMES/STARTS

QUARTERBACKS	GP/UD	GS/UD
Nick Minicucci	37/37	27/27
Braden Streeter	9/9	--
Tyler Bell	4/4	1/1
Riley Trujillo	3/3	--
EJ Archield Jr.	1/1	1/1

RUNNING BACKS	GP/UD	GS/UD
Jo Silver	48/48	21/21
Kaderris Roberts	45/10	7/0
Viron Ellison Jr.	35/24	4/4
Greg Spiller	13/13	--
Jared Porter	12/12	--
NaKeem Powell	4/4	--

WIDE RECEIVERS	GP/UD	GS/UD
Da'Wain Lofton	52/11	18/6
Bryson Graves	49/11	21/8
Donovan Lewis	31/31	7/7
Sean Wilson	25/25	24/24
Matthew McKinley-Daniels	25/25	--
Brandon Rehmann	19/18	--
Nick Tyree	12/12	--
Ashton Navarrete	11/0	--
Calvin Thomas	7/7	--
Ty Salazer	6/6	--
Tae'Sean Robinson	5/5	--

TIGHT ENDS	GP/UD	GS/UD
Elijah Sessoms	48/48	26/26
Scott Moore	24/24	4/4
Jackson Whitacre	23/23	--
Josh Humes	21/11	1/0
Jaxson Bowman	1/0	--

OFFENSIVE LINEMEN	GP/UD	GS/UD
Patrick Methlie	39/15	24/1
Steven Demboski	36/36	22/22
Mustafa Kanneh	34/10	31/10
Anthony Caccese	31/31	23/23
Noah Rosahac	23/23	21/21
Carter Sareyka	11/11	--
Chandler Telfaire	10/10	10/10
Wahkeem Roman	9/4	4/0
Jack Small	6/4	--
Collier Book	4/4	--
Tyler Burnham	2/2	--

CAREER GAMES/STARTS

DEFENSIVE ENDS	GP/UD	GS/UD
Noah Matthews	50/24	25/23
Kaeden Singleton	24/24	2/2
Brandon Gorham	23/23	1/1
Q'yaeir Price	22/19	--
Nate Ray	16/16	--
Sam Siafa	13/10	--
James Steel	11/9	--

DEFENSIVE TACKLE	GP/UD	GS/UD
Dominick Brogna	49/49	21/21
Trace Scott III	28/28	14/14
Christian Corbin	11/11	--
Dylan Mann	10/1	--
Quincy Smith	6/0	--

LINEBACKERS	GP/UD	GS/UD
Gavin Moul	46/46	34/34
Colin Gallagher	22/22	6/6
Tysean Milligan Jr.	17/0	10/0
Jawarren Corbin	16/16	6/6
Julius Puryear	13/13	--
Demarco Daniels	11/11	--
Wayne Cunningham Jr.	7/7	--
Yamdry Hernandez	5/5	--

BANDITS	GP/UD	GS/UD
Blake Matthews	49/34	20/20
Jalen Bell	29/11	8/0
Dillon Griffith	1/1	--

CORNERBACKS	GP/UD	GS/UD
Jaquise Alexander	44/11	19/6
Kshawn Cox Jr.	32/32	20/20
Jaylen Mack	24/4	12/0
Jamarion Kolagbodi	24/24	9/9
Azir Lee	11/11	--
Trent Gummer	10/10	--
Shawn Church Jr.	2/2	--
Jalen Ross	2/2	--

SAFETIES	GP/UD	GS/UD
KT Seay	46/46	36/36
Kahlil Ali	34/24	15/15
Noah Jefferson	24/24	--
Nasir Eatmon	23/23	6/6
AJ Graham	23/23	--
George Mullins	15/11	9/9
Kevin Moore	11/11	2/2
Dorian Rutledge	9/9	--
Dannell Jester Jr.	8/8	--

SPECIALISTS	GP/UD
Josh Cupitt	43/22
Tucker Smack	40/11
Maddox Sills	21/21
Kason Mullis	4/4

PROGRAM NOTES

for the 302
Delaware is one of 11 states that are represented by one area code. Delaware is the 302, while the other states are: Alaska, Hawaii, Maine, Montana, New Hampshire, North Dakota, Rhode Island, South Dakota, Vermont, and Wyoming.

blue hens on the airwaves
For the 28th-straight season, Delaware football games will be carried on FM radio on 94.7 WDSD.

heisman as a hen
After the success of the Delaware Dynasty Challenge in EA College Football 26, UD launched the Heisman as a Hen: Road to Glory Challenge for EA College Football 27. Fans all over the globe had the opportunity to lead a Hen to hoist the Heisman Trophy in Road to Glory mode with one grand prize winner selected at random from all entry methods set to receive an all-inclusive Delaware football gameday experience.

COACH/STAFF NOTES

home cookin'
Out of 32 home games in the **Ryan Carty** era, UD has scored 30+ points 18 times and 40+ points 12 times, including a pair of 61-point performances. The Hens are averaging 34.5 points per game at home under Carty, including 33.0 in 2026.

magic number: 20
Since **Ryan Carty** took the helm in 2022, UD is 23-0 when allowing less than 20 points, with 16 of those wins coming at home. As the defensive coordinator, **Manny Rojas** is 32-0 when his defense allows less than 20 points since 2020-21.

captain to coach
Ryan Carty is the first-ever former Blue Hens' captain to return to the helm of the program as head coach.

home sweet home
UD is better at home under **Ryan Carty** (27-5) than on the road (11-17).

not afraid of the dark
Under **Ryan Carty**, UD is 13-7 in night games (6 p.m. or later start time).

hummin' at home
UD holds a 27-5 record at home under **Ryan Carty**, including winning 17 of its last 19 games in The Tub.

COACH/STAFF NOTES

age is just a number
At the start of the season, **Ryan Carty** (43) was the youngest head coach in CUSA and the 27th-youngest in FBS. FAU's Zach Kittley was the youngest FBS head coach at 34.

non-conference, no problem
Ryan Carty boasts a record of 15-7 in non-conference games with the losses coming to ranked opponents in the FCS Playoffs or Power 4 teams.

blue & gold or all black, please
Under **Ryan Carty**, UD is 9-0 when wearing black on black uniforms and 13-2 in the traditional blue on gold.

high-power hens
In five seasons under **Ryan Carty**, the Hens have put up 30 or more points in 30 games, playing to a 27-3 record in such contests.

it's all about the turnover margin
Under **Ryan Carty**, the Hens are 28-2 when winning the turnover margin. They are undefeated in 14 games in which they haven't committed a turnover, and 14-0 when having a turnover margin of +2 or better in a game.

fast start fightin' blue hens
Delaware is 28-11 over the first three months of the season under **Ryan Carty**, including 3-0 in August, 13-4 in September, and 12-7 in October.

not goin' anywhere
The University of Delaware and Head Football Coach **Ryan Carty** agreed upon a contract extension that keeps him at the helm of the football program through 2030. Entering 2026, the Blue & Gold have gone 33-17 under Carty, advancing to the FCS Playoffs in each of his first two seasons, winning first-round games in 2022 and 2023. UD won at least eight games in three-straight years for the first time since 1995-97. The nine wins in 2023 and 2024 marked the first back-to-back nine-win seasons since 2003-04. UD's win over Rhode Island in 2024 was his 25th victory, tying him with **David Nelson** for third-fastest Delaware coach to reach 25 wins.

influencing the 302
Head coach **Ryan Carty** and AD **Jordan Skolnick** were named two of Delaware's Most Influential People in Sports, according to *Delaware Online*.

COACH/STAFF NOTES

the portal giveth, but does not always taketh

In an unprecedented era in college football, the transfer portal can run rampant in the offseason. So far, its been a positive for **Ryan Carty** and co., as the Hens have gained 70 players in the portal and only losing 51 since his hiring in 2022. Nine players who have graduated from Delaware after transferring in have earned time with NFL squads (**Nate Evans**, **Kyre Duplessis**, **Tyron Herring**, **Nick Karika**, **Phil Lutz**, **Mysonne Pollard**, **Nate Reed**, **Joshua Stevens**, and **Jackson Taylor**).

manny and the bandits

In the 3-3-5 defense, Delaware features a unique position known as the bandit. This hybrid LB/S role is the Swiss Army knife of the defense. They are expected to rush the passer like a lineman, stop the run like a linebacker, and cover like a safety. The bandits on the 2026 roster are **Blake Matthews**, **Jalen Bell**, and **Dillon Griffith**.

3-high life

UD runs a 3-3-5 defense, with three high safeties. Defensive Coordinator **Manny Rojas** began dabbling in the system back at Liberty in 2009. The defense originated at Iowa State, but Rojas has taken it and made it his own system. Former Blue Hens DC **Chris Cosh** worked with Rojas on creating Delaware's version of this system.

30 seasons for jerry o

Senior Associate AD, Football/Chief of Staff **Jerry Oravitz** has been a staple of Delaware football for three decades. 2026 marks the 30th season that "Jerry O" will be on the UD football staff. In the previous 29 seasons, Oravitz has seen the Hens play to a record of 214-135. He was awarded the game ball by head coach **Ryan Carty** after the season opening win against Merrimack.

staff shakeup

Seven new staff members joined the fray in 2026: **Marvin Clecidor** (Cornerbacks), **Jarred Holley** (Bandits), **Jourdan Townsend** (Senior Offensive Analyst/Assistant Wide Receivers Coach), **Gabriel Mendez** (Offensive Analyst), **Chase McGowan** (Defensive Analyst), **Erik Pratt** (Offensive Analyst), and **Anthony Puntolillo** (Defensive Analyst). In addition, five coaches who were on last year's staff received title changes. **Manny Rojas** (Assistant Head Coach, Defense / Defensive Coordinator / Safeties) picked up the AHC title in addition to his defensive coordinator duties, as well as taking on the safeties room. **Rocco DiMeco** (Co-Defensive Coordinator / Special Teams Coordinator / Linebackers) added the title of co-DC, while **Xavier Dye** (Recruiting Coordinator / Running Backs) was promoted to the role of recruiting coordinator. **Garrett Smith** (Quarterbacks) shifted over to lead the gunslingers, and **Tyler Ferguson** (Tight Ends) was elevated from his analyst position.

STATISTICAL COMPARISON (THROUGH GAMES PLAYED ON 11/21)

Category	DEL	CUSA	NCAA	JSU	CUSA	NCAA
Scoring Offense	30.8	2nd	44th	28.3	3rd	67th
Scoring Defense	28.0	7th	100th	20.6	2nd	37th
Total Offense	410.6	2nd	41st	388.2	3rd	61st
Total Defense	410.3	9th	118th	323.2	3rd	32nd
Passing Offense	302.4	1st	10th	227.2	5th	65th
Passing Defense	276.1	10th	135th	172.9	2nd	15th
Rushing Offense	108.3	9th	128th	161.0	2nd	58th
Rushing Defense	134.2	4th	51st	150.3	6th	80th
Third Down Conversions	34.3%	9th	117th	43.7%	2nd	37th
Third Down Conversion Defense	39.1%	7th	79th	41.6%	8th	103rd
Red Zone Offense	90.7%	2nd	23rd	81.1	7th	101st
Red Zone Defense	82.2%	5th	57th	77.4	2nd	25th
Sacks Per Game	2.27	1st	52nd	2.18	3rd	58th
Sacks Against Per Game	2.64	9th	113th	1.18	2nd	14th
Interceptions	10	1st	28th	8	4th	58th
Time of Possession	29:30	6th	87th	28:17	8th	115th

CURRENT STREAKS

	Consecutive GP/GS	Pos
Elijah Sessoms	48/24	TE
Dominick Brogna	48/11	DT
Noah Matthews	41/12	DE
Tucker Smack	33/0	
Viron Ellison Jr.	29/0	
Jaquise Alexander	28/1	CB
Trace Scott III	25/11	DT
Bryson Graves	25/5	WR
Jamarion Kolagbodi	25/0	
Anthony Caccese	24/24	LT
Sean Wilson	24/24	WR
Noah Rosahac	24/15	RT
Kahlil Ali	24/12	S
Noah Jefferson	24/0	
Scott Moore	24/0	
Kaeden Singleton	24/0	
Jackson Whitacre	24/0	
Mustafa Kanneh	23/23	LG
Brandon Gorham	23/0	
Kaderris Roberts	23/0	
Blake Matthews	22/12	BAN
Nasir Eatmon	22/0	
AJ Graham	22/0	
Matthew McKinley-Daniels	22/0	
Maddox Sills	21/0	
Donovan Lewis	20/6	WR
Kshawn Cox Jr.	15/7	CB
Jalen Bell	15/0	
Jo Silver	13/11	RB
Jawarren Corbin	13/5	LB
George Mullins	12/7	S
Chandler Telfaire	11/11	RG
Kevin Moore	11/1	S
Christian Corbin	11/0	
Josh Cupitt	11/0	
Demarco Daniels	11/0	
Josh Humes	11/0	
Azir Lee	11/0	
Da'Wain Lofton	11/0	
Julius Puryear	11/0	
Nate Ray	11/0	
Patrick Methlie	8/0	
Sam Siafa	8/0	
Gavin Moul	7/7	LB
Brandon Rehmann	6/0	
Ty Salazer	6/0	
Carter Sareyka	6/0	
Nick Minicucci	5/5	QB
Wayne Cunningham Jr.	5/0	
Jack Small	5/0	
KT Seay	3/0	
Q'yaeir Price	2/0	
Steven Demboski	1/1	C
Tyler Bell	1/0	
Jaxson Bowman	1/0	
Tyler Burnham	1/0	
Shawn Church Jr.	1/0	
Trent Gummer	1/0	
Yamdry Hernandez	1/0	
Dannell Jester Jr.	1/0	
Jared Porter	1/0	
NaKeem Powell	1/0	
Tae'Sean Robinson	1/0	
Wahkeem Roman	1/0	
Dorian Rutledge	1/0	
Calvin Thomas	1/0	

DELAWARE RECORD WHEN...

	2026	CARTY
Overall	6-5	39-22
Conference	4-3	24-15
Non-conference	2-2	15-7
Playoffs (FCS)	--	2-2
Home	4-1	27-5
Away	2-4	11-17
Neutral	0-0	1-0
Current streak	W2	W2
Current home streak	W2	W2
Current road streak	W1	W1
Current neutral streak	W1	W1
Tuesday	2-1	2-1
Wednesday	0-0	2-1
Thursday	1-0	4-0
Friday	0-1	0-2
Saturday	3-3	31-18
Day game	3-2	25-15
Night game (6 p.m.)	3-3	14-7
August	0-0	3-0
September	2-2	13-4
October	2-2	12-7
November	2-1	10-9
December	0-0	1-2
vs. Top 5 teams	0-0	0-0
vs. Top 10 teams	0-0	0-1
vs. Top 25 teams	0-0	0-1
vs. unranked teams (FBS)	5-5	12-11
vs. unranked teams (FCS)	1-0	23-3
On natural grass	0-2	2-5
On artificial surface	6-3	37-16
Scoring first	3-1	26-7
Opponent scores first	3-4	13-15
Leading after 1st	2-1	22-4
Trailing after 1st	3-4	11-16
Tied after 1st	1-0	6-2
Leading at halftime	3-2	31-4
Trailing at halftime	2-3	6-16
Tied at halftime	1-0	2-2
Leading after 3rd	6-1	37-2
Trailing after 3rd	0-4	2-19
Tied after 3rd	0-0	0-1
Overtime	0-0	1-0
Scoring 0-19	0-2	1-11
Scoring 20-29	2-1	10-8
Scoring 30-39	1-1	9-2
Scoring 40+ points	3-1	18-1
Allowing 0-19	3-0	23-0
Allowing 20-29	1-0	9-7
Allowing 30-39	2-3	9-7
Allowing 40+ points	0-2	4-5
Game decided by 1-9	2-3	12-9
Game decided by 10-19	2-0	7-3
Game decided by 20-29	1-0	9-4
Game decided by 30-39	1-1	9-4
Game decided by 40+	0-0	2-1
With 100-yard rusher	1-1	13-2
Allow 100-yard rusher	0-1	5-9
With 300-yard passer	4-2	15-9
Allow 300-yard passer	1-0	4-3
Outgained opponent	5-1	32-8
Outgained by opponent	1-4	7-14
No turnovers	2-0	14-0
One to three turnovers	4-5	23-20
Four or more turnovers	0-0	2-2
No takeaways	0-1	3-9
One to three takeaways	5-4	32-13
Four or more takeaways	0-0	2-0
Win turnover margin	5-2	28-2
Tie turnover margin	1-1	6-4
Lose turnover margin	0-1	5-15
Win time of possession	4-3	25-11
Lose time of possession	2-2	14-11
Black on black uniform	1-0	9-0
Blue on gold uniform	2-0	13-2
Blue on blue uniform	0-1	5-3
Blue on white uniform	1-0	1-0
White on blue uniform	1-2	6-8
White on gold uniform	1-1	2-3
White on white uniform	0-1	3-6

COACHES/STAFF NOTES

head hen

Jordan Skolnick is in his first full season as the UD Director of Athletics & Campus Recreation after being appointed to the post in Feb. 2026. Skolnick joined UD in 2016 and served as interim director of athletics & campus recreation since March 2025. He is the eighth person in UD history to hold the permanent role. Skolnick will be responsible for leading the Fightin' Blue Hens' 22 varsity teams, spirit program, and robust recreation unit. A native of Storrs, Conn., Skolnick successfully guided UD through its transitions to Conference USA and the FBS, while prioritizing a renewed focus on campus collaboration to increase partnerships and ensure the University's ability to capitalize on increased national exposure.

back in the coop

Analysts **Chase McGowan**, **Noah Plack**, and **Jourdan Townsend** all played for **Ryan Carty**. McGowan played for UD from 2019-23, ranking fourth all-time in sacks (22) and fifth all-time in program history in TFLs (40). Plack was a stalwart for the Hens from 2018-22, appearing in 44 career games with 29 starts as a defensive back. A one-time All-CAA First Team and two-time All-CAA Second Team member, Plack recorded 269 tackles, 17 pass breakups, 6.5 TFLs, four forced fumbles, three interceptions, and three fumble recoveries in his five years in the 302. Townsend had a stellar playing career for UD from 2019-24. He finished 11th in program history in receptions (140) and 14th in receiving yards (1,662). The four-time All-CAA selection led the team in catches and receiving yards in 2022 and 2023.

keepin' it in the family

Ryan Carty is the fifth of UD's 24 head coaches who have also graduated from the institution (**Ira Pierce** 1896, **Clarence A. Short** 1902, 1906, **Joseph J. Rothrock** 1927-28, **K.C. Keeler** 2002-12). Carty is one of 14 FBS head coaches at his alma mater in 2026 and one of two in CUSA (Tony Sanchez, NM State). The other 12 FBS head coaches at their alma mater are Jeff Brohm (Louisville), Troy Calhoun (Air Force), Timmy Chang (Hawaii), Mario Cristobal (Miami), Michael Desormeaux (Louisiana), Kenny Dillingham (Arizona State), Brent Key (Georgia Tech), Collin Klein (Kansas State), Clark Lea (Vanderbilt), Tavita Pritchard (Stanford), Kalani Sitake (BYU), and Kirby Smart (Georgia). General manager **Patrick Callaway** is also a program alum, making Delaware one of three schools with a coach and GM who played for the school (Trey Scott, Kansas State and Andrew Luck, Stanford).

PLAYER NOTES

active career leader

QB **Nick Minicucci** is the current FBS active-career leader with 281.6 passing yards per game, leading the top five of Oklahoma State's Drew Mestemaker (279.1), FAU's Caden Veltkamp (265.8), Miami's Darian Mensah (263.5), and Ole Miss' Trinidad Chambliss (261.2).

Minicucci is third among FBS active-career leaders in total offense per game at 297.2, behind Oregon State's Braden Atkinson (351.3), Memphis' Marcus Stokes (311.5), and ahead of Ole Miss' Trinidad Chambliss (291.6) and Oklahoma State's Drew Mestemaker (290.3) to round out the top five.

CARTY ALL TIME VS OPPONENTS

Albany	1-0	Kennesaw State	0-1	N.C. A&T	2-0	Stony Brook	1-0
Bryant	1-0	LA Tech	1-0	Navy	1-0	Towson	2-0
Campbell	2-0	Lafayette	1-0	New Hampshire	1-0	UTEP	1-0
Coastal Carolina	1-0	Liberty	0-2	New Mexico St.	1-0	Vanderbilt	0-1
Colorado	0-1	Louisiana	1-0	Penn	1-0	Villanova	0-3
Connecticut	1-0	Maine	1-0	Penn State	0-1	Virginia	0-1
Delaware State	2-0	Merrimack	1-0	Rhode Island	2-0	Wake Forest	0-1
Duquesne	1-0	Missouri State	1-0	Richmond	0-2	William & Mary	0-1
Elon	0-2	Monmouth	2-0	Sacred Heart	1-0	WKU	1-1
FIU	2-0	Montana	0-1	Saint Francis	2-0		
Hampton	2-0	Morgan State	1-0	Sam Houston	0-1		
Jax State	0-1	MTSU	1-1	South Dakota St.	0-1		

PLAYER NOTES

alone at the top
With five passing touchdowns at New Mexico State, QB **Nick Minicucci** (61) passed **Matt Nagy** (58) for career-touchdown passes in program history. Minicucci did it in 27 starts, while Nagy hit his number in 32. In that same game, he became the UD record holder for 300+ yard passing games, breaking a tie with **Joe Flacco**, and record holder for 4+ passing touchdown games, breaking a tie with **Nolan Henderson**.

return of the qb
QB **Nick Minicucci** has made a serious impact in his return to the field over the past four games. He has thrown 18 touchdowns to just one interception, and has twice thrown for 400+ yards. In UD's contest at NM State, the QB threw for five touchdowns for the second time this season, becoming the second QB in team history to do it twice (**Nolan Henderson**). Against FIU, he completed 27-of-30 passes (90-percent) for 230 passing yards and two passing touchdowns. He added 69 yards rushing and a score on the ground, including a career-long 62-yard run. At Kennesaw State, the signal caller threw for 408 yards, marking his third-career 400+ yard passing game.

minicucci magic
In the homecoming win over FIU, QB **Nick Minicucci** set the Delaware single-game completion percentage record with at least 15 pass attempts, completing 27-of-30 passes (90-percent) for 230 passing yards and two passing touchdowns. He became only the fourth player in the nation this season to complete 90-percent of his passes with at least 30 attempts and first in CUSA since Caden Veltkamp of WKU at Middle Tennessee on September 14, 2024.

record secured
Against Kennesaw State, QB **Nick Minicucci** broke the UD career-completions record, passing Super Bowl MVP **Joe Flacco**.

big man touchdown
DT **Trace Scott III**'s seven-yard interception return in the first quarter at Kennesaw State was the first pick-six by a Blue Hen defensive lineman since **Zach Kerr** took one 47 yards to the house on September 22, 2012 at William & Mary.

4 for 4
QB **Nick Minicucci** tied the program record for most 4+ passing touchdown games after his performance at WKU. He has matched **Nolan Henderson**'s four career games.

WEEKLY CONNECTIONS

ATLANTA, GA.
DT **Dylan Mann** (DEL)
DT **Quincy Smith** (DEL)
LB Myles Butler (JSU)
LB Brayden Matthews (JSU)
RB Lucas Farrington (JSU)
DL Quay Hood (JSU)
RB Justus Savage (JSU)
WR Jamill Williams (JSU)

DOUGLASVILLE, GA.
CB **Jaylen Mack** (DEL)
OL Amarii Atchison (JSU)

ALEXANDER HS (GA.)
CB **Jaylen Mack** (DEL)
OL Amarii Atchison (JSU)

THOMAS COUNTY CENTRAL HS (GA.)
S **Dannell Jester Jr.** (DEL)
DB Tre'Von Pringle (JSU)
LB Walter Reddick (JSU)

ALL-TIME OVERTIME GAMES

DATE	OPPONENT	RESULT	WINNING PLAY
Sep. 13, 1986	New Hampshire (H)	L, 28-21 (OT)	Norm Ford 14-yard pass from Bob Jean
Oct. 31, 1987	Maine (H)	L, 59-56 (2OT)	Peter Borjestedt 25-yard FG
Nov. 21, 1987	Boston University (H)	W, 17-10 (OT)	Gil Knight 11-yard run
Nov. 30, 1991	James Madison (H)	L, 42-35 (2OT) *	Kenny Sims 25-yard run
Sep. 17, 1994	Villanova (A)	W, 38-31 (OT)	Norman Coleman 25-yard run
Nov. 2, 1996	William & Mary (A)	L, 10-7 (OT)	Brian Shallcross 42-yard FG
Sep. 12, 1998	Villanova (A)	L, 34-31 (OT)	Casey Hannon 35-yard FG
Sep. 2, 1999	William & Mary (H)	W, 34-27 (OT)	Butter Pressey 19-yard run
Oct. 30, 1999	Northeastern (A)	W, 37-34 (OT)	James O'Neal 3-yard run
Nov. 20, 1999	Villanova (A)	L, 51-45 (OT)	Ducarmel Augustin 25-yard run
Nov. 4, 2000	New Hampshire (H)	L, 45-44 (OT)	Brian Mallette 7-yard pass from Ryan Day
Oct. 19, 2002	Rhode Island (A)	L, 17-14 (2OT)	Shane Laisle 34-yard FG
Nov. 1, 2003	Maine (H)	W, 24-21 (OT)	Brad Shushman 36-yard FG
Nov. 15, 2003	Massachusetts (H)	W, 51-45 (3OT)	Justin Long 4-yard pass from Andy Hall
Dec. 4, 2004	William & Mary (A)	L, 44-38 (2OT) *	Jon Smith 7-yard run
Sept. 10, 2005	Lehigh (H)	W, 34-33 (OT)	Omar Cuff 16-yard pass from Sonny Riccio; Lehigh missed PAT
Nov. 10, 2007	Richmond (H)	L, 62-56 (5OT)	Josh Vaughan 13-yard run
Nov. 20, 2010	Villanova (H)	L, 28-21 (OT)	Aaron Ball 1-yard run
Nov. 3, 2012	Towson (H)	L, 34-27 (OT)	Terrance West 3-yard run
Sept. 27, 2014	James Madison (A)	W, 30-23 (OT)	Jerel Harrison 4-yard pass from Trent Hurley
Oct. 21, 2017	Richmond (H)	W, 42-35 (2OT)	Kani Kane 1-yard run
Sept. 7, 2019	Rhode Island (A)	W, 44-36 (3OT)	Will Knight 24-yard pass from Pat Kehoe
Sept. 13, 2025	UConn (H)	W, 44-41 (OT)	Nick Minicucci 13-yard run

* - NCAA Playoffs

11-12 all-time / 3-5 in multiple OT / 7-7 at home / 4-5 on the road

RECORD WATCH

Passing Yards - Career

1.	Matt Nagy (1997-00)	8,214
2.	***Nick Minicucci (2023-Pres.)***	***7,495***

Passes Completed - Career

1.	***Nick Minicucci (2023-Pres.)***	***654***
2.	Joe Flacco (2006-07)	595

Passing Touchdowns - Career

1.	***Nick Minicucci (2023-Pres.)***	***61***
2.	Matt Nagy (1997-00)	58

Total Touchdowns - Career

1.	Bill Vergantino (1989-92)	85
2.	***Nick Minicucci (2023-Pres.)***	***77***
3.	Nolan Henderson (2017-22)	76
4.	Omar Cuff (2004-07)	73

200-Yard Passing Games - Career

1.	Matt Nagy (1997-00)	22
2.	Joe Flacco (2006-07)	21
3.	***Nick Minicucci (2023-Pres.)***	***20***

300-Yard Passing Games - Career

1.	***Nick Minicucci (2023-Pres.)***	***12***
2.	Joe Flacco (2006-07)	11

400-Yard Passing Games - Career

1.	***Nick Minicucci (2023-Pres.)***	***4***
2.	Joe Flacco (2006-07)	2
	Matt Nagy (1997-00)	2

4+ Passing-Touchdown Games - Career

1.	***Nick Minicucci (2023-Pres.)***	***5***
2.	Nolan Henderson (2017-22)	4

5+ Passing-Touchdown Games - Career

1.	***Nick Minicucci (2023-Pres.)***	***2***
	Nolan Henderson (2017-22)	2

Offensive Plays - Career

1.	***QB Nick Minicucci (2023-Pres.)***	***1,968***
2.	***TE Elijah Sessoms (2022-Pres.)***	***1,744***
3.	QB Bill Vergantino (1989-92)	1,580
4.	TE Braden Brose (2019-23)	1,453
5.	WR Thyrick Pitts (2017-22)	1,444
6.	***WR Sean Wilson (2024-Pres.)***	***1,338***
7.	QB Rich Gannon (1984-86)	1,330
8.	QB Nolan Henderson (2017-22)	1,314
9.	WR Jourdan Townsend (2019-23)	1,210
10.	***RB Jo Silver (2022-Pres.)***	***1,209***

Passing Touchdowns - Season

1.	Nolan Henderson (2022)	32
2.	Matt Nagy (2000)	29
3.	Andy Hall (2003)	25
4.	Scott Brunner (1979)	24
	Tom DiMuzio (1969)	24
5.	***Nick Minicucci (2026)***	***23***
	Nick Minicucci (2025)	***23***
	Joe Flacco (2007)	23

Completion Percentage - Season

1.	Nolan Henderson (2020-21)	70.7
2.	***Nick Minicucci (2026)***	***69.2***
3.	Jim Breyer (1958)	69.1
4.	Pat Devlin (2010)	68.0
5.	Matt Nagy (1997)	65.0

Receptions - Season

1.	Eddie Conti (1998)	91
2.	Michael Johnson (2014)	78
3.	Aaron Love (2007)	73
4.	Mark Duncan (2007)	70
5.	***Sean Wilson (2025)***	***68***
	David Boler (2004)	68
7.	Justin Long (2004)	65
8.	Ben Patrick (2006)	64
9.	***Sean Wilson (2026)***	***62***

PLAYER NOTES

wilson tops the hill

WR **Sean Wilson** surpassed the 150-yard receiving mark for the second time this year against WKU and third time in his career, matching his career best in receptions with nine catches for 183 yards and two touchdowns. The 183 yards tie for the 11th most in a game in program history.

18 straight to the record book

At WKU, QB **Nick Minicucci** became the first CUSA gunslinger to complete 18-consecutive passes to begin a game since MTSU's Brent Stockstill had 22 on Sept. 3, 2016 and the first CUSA QB with 18-consecutive completions in a game since WKU's Bailey Zappe (19) on Oct. 23, 2021. The senior recorded 301 passing yards in the first half, becoming the first CUSA QB since WKU's Austin Reed with 300 yards in a half since the 2022 New Orleans Bowl on Dec. 21. His 18-straight completions are a UD record for consecutive-completions and to start a game. He went 32-for-38 (.842), throwing for 414 yards and four touchdowns. This game earned the gunslinger a plethora of spots in the UD record book as he tied for seventh for most-completions in a game. Minicucci's completion percentage of .842 (32-38) ranks sixth in a single game in program history and is the highest-completion percentage on over 30 pass attempts. His 414 yards are the seventh most in a game in program history.

elite company

QB **Nick Minicucci** has 12 games with at least 300 passing yards since the start of last season, which is tied for second nationally (with Florida Atlantic's Caden Veltkamp) behind Oklahoma State QB Drew Mestemaker's 13.

he's the (collegiate) man

OL **Steven Demboski** was named one of 20 semifinalists nationally for the 2026 Jason Witten Collegiate Man of the Year. He's the only representative from CUSA and one of two offensive linemen.

record-setting tuddys

QB **Nick Minicucci** passed for a program-tying five touchdowns in his return to the field against Missouri State, going 20-for-29 for 225 yards. This was the sixth time in team history that a signal caller passed for five touchdowns in a game, with the last coming in 2022 when **Nolan Henderson** did so vs. Monmouth. He added one on the ground to tie his career mark of six total touchdowns.

rac 'em up

WRs **Sean Wilson** (782), **Donovan Lewis** (507), **Bryson Graves** (498), and **Da'Wain Lofton** (435) all have at least 400 receiving yards this season. They are the only quartet in CUSA to have done so. Wilson and Lofton are the first Delaware tandem to eclipse 250+ within the team's first four games of a season since **Aaron Love** and **Mark Duncan** in 2007.

don't throw it to george

S **George Mullins** picked up his fourth interception of the season at Kennesaw State, which ranks 11th nationally and leads CUSA.

iron men

DT **Dominick Brogna** and TE **Elijah Sessoms** hold the longest streak of consecutive games played with 48, while Sessoms, OL **Anthony Caccese** and WR **Sean Wilson** own the active start streak at 24.

do it all, graves

Transfer WR **Bryson Graves** has eclipsed the 100+ all-purpose yard threshold five times this season to move his career total to six games.

cupitt's day off

P **Josh Cupitt** did not punt in Delaware's 61-38 win over Missouri State. This was the first time UD went without a punt since a 42-35 win over Monmouth on October 5, 2024.

graves mistakes by the kicking team

WR **Bryson Graves** has been lethal on special teams this season. He blocked a punt for a touchdown at Vanderbilt and ranks 11th nationally in combined kick return yards with 498. In kick return average, his 22.7 average ranks 17th in the country. Against Missouri State, he tallied 160 kick return yards, which are the most by a Hen since 2012 when **Michael Johnson** had 223 against Villanova.

PLAYER NOTES

record setter
With his start against Middle Tennessee, QB **Tyler Bell** became the first-true freshman QB to start a game for the Fightin' Blue Hens since **Nick Minicucci** started an FCS Playoff game against Lafayette on November 25, 2023. The rookie signal caller became the first-true freshman gunslinger to start a regular-season game since **Mike Connor** did so on November 17, 2001 at Villanova. Bell set the Delaware freshman record for passing yards in a game, throwing for 306 against MTSU. He surpassed **Bill Vergantino**'s 286 vs. New Hampshire in 1989, becoming the first freshman signal caller in program history to throw for over 300 yards. The performance went on to land him CUSA Freshman of the Week.

bandit blake
BAN **Blake Matthews** has put constant pressure on the quarterback this season, tallying a team-best 5.0 sacks. His 5.0 sacks and 0.45 sacks per game are tied for 92nd in the nation and sixth in the league. His 5.0 sacks are the most in a season by a UD non-defensive lineman since LB **Jasawn Thompson** recorded 7.0 in 2016. Matthews' TFL numbers are equally impressive, totaling 10.0 tackles for loss and 0.95 TFLs per game on the season, both landing him 71st nationally and fifth in CUSA.

first time in a long time
QB **EJ Archield Jr.** made his first-career start in his first-career appearance against Liberty this season. It marked the first time a Delaware quarterback made his collegiate debut in his first-career start since September 4, 2015, when **Blake Rankin** made his debut as the Blue Hens' starting QB.

tackles a plenty
At Vanderbilt, LB **Colin Gallagher** (13) and BAN **Blake Matthews** (11) became the first pair of Fightin' Blue Hens to record 10+ tackles in the same game since LB **Gavin Moul** and S **KT Seay** had 12 and 10, respectively, at Jax State on October 15, 2025. It was Gallagher's and Matthews' first career double-digit tackle performances.

campbell trophy semifinalist
OL **Steven Demboski** is a semifinalist for the 2026 William V. Campbell Trophy. Demboski is the fourth-straight UD nominee to be named a semifinalist, joining **Jake Thaw** in 2025, **Tyron Herring** in 2024, and **Chandler Harvin** in 2023. The Campbell Trophy is the 12th watchlist or award that the senior has earned so far in 2026.

chants got mossed
WR **Sean Wilson** was the top play on NFL Sunday Countdown's 'You Got Mossed' segment for his first touchdown in the 22-14 win over Coastal Carolina. His touchdown, which came on a trick-play flea flicker where Wilson jumped over a pair of defenders while getting interfered with to corral the score. The receiver tied his career high of nine catches and two touchdowns, while setting a new career best of 185 receiving yards to earn CUSA Offensive Player of the Week. Wilson is the first Hen since **Justin Long** in 2004 to record at least 180 receiving yards in a game.

ray's 8
Against Coastal Carolina, P **Josh Cupitt** was named to the Ray Guy Award's Ray's 8 - a short list for the national punter of the week award. After missing all of last season with an injury to his punting leg, Cupitt had a career day in Delaware's 22-14 win over Coastal Carolina. The sixth-year punter landed four of his six punts inside the 20, three inside the 10, and two inside the five. He averaged 41.5 yards per kick, including a long of 52. The four punts inside the 20 doubled Cupitt's career mark.

fast paced seanie dub
WR **Sean Wilson** had three catches for 30 yards against Vanderbilt, pushing him over the 1,000 receiving yard threshold for his career to become the third fastest to reach that mark in program history.

collegiate man of the year
OL **Steven Demboski** was named to the 2026 Jason Witten Collegiate Man of the Year Watchlist. He is the second player in program history to make this watchlist, as former WR **Jake Thaw** made the list last season. The members of the watchlist have all demonstrated a record of leadership by exhibiting exceptional courage, integrity and sportsmanship both on and off the field.

STAT SUPERLATIVES

	'22	'23	'24	'25	'26	TOT
100+ Rushing Yards						
RB Jo Silver	--	--	--	2	2	4
RB Kaderris Roberts	--	1	--	--	--	1
150+ Rushing Yards						
RB Jo Silver	--	--	--	1	--	1
100+ Receiving Yards						
WR Sean Wilson	--	--	--	3	2	5
WR Bryson Graves	--	--	--	--	1	1
WR Da'Wain Lofton	--	--	--	--	1	1
150+ Receiving Yards						
WR Sean Wilson	--	--	--	1	2	3
Multiple Touchdowns Scored						
WR Sean Wilson	--	--	1	1	2	4
QB Nick Minicucci	--	--	1	2	--	3
RB Kaderris Roberts	--	1	--	--	2	3
RB Viron Ellison Jr.	--	--	--	1	1	2
RB Jo Silver	--	--	--	1	1	2
TE Scott Moore	--	--	--	--	1	1
100+ All-Purpose Yards						
WR Bryson Graves	--	--	--	1	5	6
RB Jo Silver	--	--	1	3	2	6
WR Sean Wilson	--	--	--	3	2	5
RB Viron Ellison Jr.	--	--	--	1	--	1
WR Da'Wain Lofton	--	--	--	--	1	1
WR Brandon Rehmann	--	--	--	1	--	1
200+ Passing Yards						
QB Nick Minicucci	--	--	1	12	7	20
QB Tyler Bell	--	--	--	--	1	1
300+ Passing Yards						
QB Nick Minicucci	--	--	--	7	5	12
QB Tyler Bell	--	--	--	--	1	1
400+ Passing Yards						
QB Nick Minicucci	--	--	--	1	3	4
2+ Passing Touchdowns						
QB Nick Minicucci	--	1	3	6	6	16
QB Tyler Bell	--	--	--	--	1	1
3+ Passing Touchdowns						
QB Nick Minicucci	--	1	2	4	3	10
4+ Passing Touchdowns						
QB Nick Minicucci	--	--	1	1	3	5
5+ Passing Touchdowns						
QB Nick Minicucci	--	--	--	--	2	2
10+ Tackles						
LB Gavin Moul	--	--	2	6	3	11
BAN Jalen Bell	--	--	--	2	--	2
S KT Seay	--	--	--	2	--	2
LB Colin Gallagher	--	--	--	--	1	1
BAN Blake Matthews	--	--	--	--	1	1

PLAYER NOTES

block party
WR **Bryson Graves** became the first Hen to block a punt and return it for a touchdown since RB **Quincy Watson** did so against Delaware State on Sept. 10, 2022 - both coming in the endzone. Graves was the first to block a punt overall since RB **Marcus Yarns** vs. NC A&T on October 14, 2023. This was the first time that a first-year member of the Blue Hens returned a blocked punt for a touchdown since LB **Que'Shawn Jenkins** did so against William & Mary on Oct. 3, 2015, a game which was also on national TV.

first time in a long time
In the third quarter against Merrimack, RB **Viron Ellison Jr.** delivered a cross-field throw to RB **Kaderris Roberts** for a 75-yard touchdown. This was the first time since October 29, 2016 against Towson that Delaware has had a passing touchdown not thrown by a quarterback. Against the Tigers, WR **Diante Cherry** threw a 21-yard score to RB **Jalen Randolph** en route to a 20-6 homecoming win. WR **Bryson Graves** also tossed a TD pass this season, finding QB **Tyler Bell** against MTSU. In total, four non-quarterbacks under **Ryan Carty** have thrown a pass as WR **Jake Thaw** did so in 2024, WR **James Collins** in 2022.

throw it up, viron
RB **Viron Ellison Jr.**'s 75-yard-touchdown pass is the longest by a running back in FBS history since Michigan's Donovan Edwards' 75-yard throw in 2021. The heave is also the longest throw by a non-quarterback in program history.

he does it all
QB **Nick Minicucci** was one of two players in the country last season with at least 3,500 passing yards and 10 rushing touchdowns (Diego Pavia, Vanderbilt). He is the fourth player in Conference USA history to reach those marks in a season, along with Tulsa's Paul Smith (2007), Rice's Chase Clement (2008) and East Carolina's Shane Carden (2013).

the blocking department
Delaware's offensive line was stout all last season with returning starters **Anthony Caccese**, **Steven Demboski**, and **Noah Rosahac** allowing a combined four sacks according to PFF.

minicucci makin' cusa history
QB **Nick Minicucci** had two games in 2025 with at least 20 completions and three rushing touchdowns, becoming the first player in CUSA history to do so twice in a single season. Over the last 15 seasons, only five other FBS players (including transitional teams) have had multiple such games in a single campaign: Jayden Daniels (2022), Bo Nix (2022), Eric Dungey (2018), Lamar Jackson (2017) and Quinton Flowers (2016).

debuts a plenty
In Delaware's win over Merrimack, a lot of new faces saw the field for the Fightin' Blue Hens:

Three Hens made their first-collegiate start: OL **Chandler Telfaire**, LB **Colin Gallagher**, and S **George Mullins**.

Fourteen players played in their first collegiate game: OL **Chandler Telfaire**, DE **Yamdry Hernandez**, LB **Demarco Daniels**, S **Dannell Jester Jr.**, WR **Tae'Sean Robinson**, S **Kevin Moore**, CB **Trent Gummer**, S **Dorian Rutledge**, CB **Azir Lee**, RB **NaKeem Powell**, LB **Wayne Cunningham Jr.**, WR **Calvin Thomas**, DT **Christian Corbin**, and K **Kason Mullis**.

Fifteen players made their Delaware debuts: WR **Bryson Graves**, WR **Da'Wain Lofton**, OL **Mustafa Kanneh**, S **George Mullins**, RB **Kaderris Roberts**, CB **Jaquise Alexander**, TE **Josh Humes**, DE **James Steel**, S **Kevin Moore**, BAN **Jalen Bell**, K **Tucker Smack**, OL **Wahkeem Roman**, DE **Sam Siafa**, CB **Jaylen Mack**, and DT **Dylan Mann**.

oh captain, my captain(s)
Delaware named DT **Dominick Brogna**, OL **Steven Demboski**, QB **Nick Minicucci**, LB **Gavin Moul**, and RB **Jo Silver** team captains for the 2026 season. Demboski will be a captain for the second time, while the other four will be first-time captains. The captains were selected by a team vote.

all-cusa honors
UD landed 11 student-athletes on All-CUSA teams in its first season in the conference, with six of them returning in 2026: S **KT Seay** (First Team), OL **Steven Demboski** (Second Team), QB **Nick Minicucci** (Second Team), LB **Gavin Moul** (Honorable Mention), WR **Sean Wilson** (Honorable Mention/All-Freshman Team), and CB **Jamarion Kolagbodi** (All-Freshman Team).

fantastic freshman
WR **Sean Wilson** broke two freshman records in 2025, en route to being named to the CUSA All-Freshman team. He reeled in 60 catches for 796 yards, both program bests.

century mark sean
WR **Sean Wilson** was the first Blue Hen to record three-straight 100-yard receiving games since 2006 when he did so against Liberty, LA Tech, and Sam Houston in 2025. WR **Aaron Love** crossed the 100-yard mark four times in a row in the year Wilson was born.

preseason poy
QB **Nick Minicucci** was named the 2026 Conference USA Preseason Offensive Player of the Year. Minicucci, a 2025 Second Team All-CUSA selection and 68 Ventures Bowl Offensive MVP, spearheaded a Fightin' Blue Hen offense that finished with a bowl win in its first FBS season. In 2025, Minicucci led CUSA in passing yards (3,683), completions (322), attempts (512), passing yards/game (283.3), total offense (3,918), and total offense per game (301.4). He connected with 10+ receivers in seven games, eight or more in 10 of 13 games, and seven in all 12 regular season games. On the ground, the signal caller tied for fourth in the conference with 10 rushing touchdowns. Minicucci became the second QB in program history with 20 passing TDs and 10 rushing TDs (first since 1969). He ranked among the nation's best in passing yards (sixth), pass yards per game (eighth), total yards (eighth), and total yards per game (ninth).

in it for the long haul
Four players on the 2026 roster have been at UD for **Ryan Carty**'s entire tenure as head coach: DT **Dominick Brogna**, C **Steven Demboski**, TE **Elijah Sessoms**, and RB **Jo Silver**.

tying the knot
P **Josh Cupitt** is the only Fightin' Blue Hen to be engaged. He and Maddie will tie the knot in 2027.

makin' the money matter
Several key players for the Hens came in as partial scholarship or walk-on players. That list includes OL **Steven Demboski**, WR **Donovan Lewis**, QB **Nick Minicucci**, LB **Gavin Moul**, and TE **Elijah Sessoms**.

PLAYER NOTES

very superstitious
QB **Nick Minicucci** has a superstition that has survived since third grade. Every preseason, Minicucci will get his hair cut, and then for the rest of the football season, he will let his hair grow out.

unc status
UD will carry four 24-year olds by the end of the 2026 season. P **Josh Cupitt** entered the season at age 24, OL **Patrick Methlie** turned 24 on September 6, WR **Da'Wain Lofton** turns 24 on November 9, and RB **Kaderris Roberts** turns 24 on November 19.

waiting game
September 3 against Merrimack marked 1,076 days since OL **Wahkeem Roman** last played in a game, appearing for Notre Dame College on September 23, 2023. In 2024, Roman suffered injuries to his ACL, MCL, and PCL, while suffering another ACL injury in 2025.

new year, new number
Seven players have changed their number from last season: S **Kahlil Ali** moves from 14 to 2, LB **Jawarren Corbin** moves from 22 to 11, RB **Viron Ellison Jr.** moves from 23 to 21, LB **Colin Gallagher** moves from 58 to 9, DE **Brandon Gorham** moves from 31 to 3, DE **Yamdry Hernandez** moves from 49 to 47, and WR **Donovan Lewis** moves from 87 to 14. In addition, CB **Derrick Phillips Jr.**, who joined the team in the spring as a walk-on wide receiver, switched from 82 to 38 as part of the position change.

smack's story
K **Tucker Smack**, a transfer from Salisbury, never kicked a football until his senior year of high school, instead playing two years of high school soccer. His brother Trey kicked at the University of Florida and was the only kicker drafted in the 2026 NFL Draft, taken in the sixth round by the Green Bay Packers.

talk to me, coach
Delaware uses the "green dot," a sticker on the back of a player's helmet to indicate the use of coach-to-player communication. This is to better relay plays or adjustments without the use of hand signals, simulating the NFL. On offense, the green dot will be worn by the quarterback, while S **George Mullins** or S **AJ Graham** will wear it on defense.

welcome to the team
The Blue & Gold welcomed 46 new players in 2026, the second-fewest newcomers in CUSA (Missouri State, 45).

Freshmen Recruits (21): QB **Tyler Bell**, OL **Collier Book**, CB **Shawn Church Jr.**, DT **Christian Corbin**, LB **Wayne Cunningham Jr.**, LB **Demarco Daniels**, OL **Jaiden Edwards**, DT **Noah Frazier**, WR **Carson Griffin**, CB **Trent Gummer**, S **Dannell Jester Jr.**, P **Austin LaBellman**, S **Kevin Moore**, OL **Miles Muldrow**, K **Kason Mullis**, RB **NaKeem Powell**, WR **Tae'Sean Robinson**, S **Dorian Rutledge**, OL **Brandon Truszkowski**, TE **Rowen Walsh**, and LB **Joseph Zamot**.

Transfers (13): CB **Jaquise Alexander**, BAN **Jalen Bell**, WR **Bryson Graves**, TE **Josh Humes**, OL **Mustafa Kanneh**, WR **Da'Wain Lofton**, DT **Dylan Mann**, S **George Mullins**, RB **Kaderris Roberts**, DT **Quincy Smith**, DE **Sam Siafa**, K **Tucker Smack**, and DE **James Steel**.

Walk-Ons (12): CB **Walter Anderson**, WR **Jake Blum**, WR **Brandon DeAngelo**, LS **Luke Epstein**, LB **Gehret Gentzyel**, RB **Reginald Lea II**, CB **Jaylen Mack**, LB **Tysean Milligan Jr.**, TE **David Oravetz**, CB **Derrick Phillips Jr.**, QB **Sean Sutherland**, and RB **Naseem Tention**.

reppin' the 302
UD has eight players from the state of Delaware, representing all three counties in the 302 (New Castle, Kent, Sussex), including CB **Kshawn Cox Jr.**, BAN **Dillon Griffith**, RB **Reginald Lea II**, DE **Noah Matthews**, LB **Tysean Milligan Jr.**, DE **Nate Ray**, OL **Carter Sareyka**, and TE **Elijah Sessoms**.

leadership council
The 13-player leadership council for the 2026 Delaware football team includes S **Kahlil Ali**, DT **Dominick Brogna**, P **Josh Cupitt**, OL **Steven Demboski**, LB **Colin Gallagher**, CB **Jamarion Kolagbodi**, WR **Donovan Lewis**, BAN **Blake Matthews**, QB **Nick Minicucci**, LB **Gavin Moul**, TE **Elijah Sessoms**, RB **Jo Silver**, and WR **Sean Wilson**.

@shotsby_eli
TE **Elijah Sessoms** is a photography intern in his free time with Delaware's Athletic Communications department. He has a photography Instagram account, @shotsby_eli, where he displays his work.

blue hen blums
WR **Jake Blum** is no stranger to the University of Delaware, as his older brother, Brady, is a pitcher on the UD baseball team.

college connections
Six Hens played previously at the same institutions before arriving in Newark including WR **Bryson Graves** and TE **Josh Humes** (Coastal Carolina), OL **Mustafa Kanneh** and OL **Wahkeem Roman** (Notre Dame College), and DT **Dylan Mann** and BAN **Blake Matthews** (Troy).

family matters
S **Kahlil Ali** joined the Blue Hens in 2025 as a transfer from Boston College. Ali has ties to Delaware as his sister, **Halima Scott**, was a sprinter at UD from 2018-23. Scott was a two-time CAA Champion (2019, 200m & 2022, 400m).

RB **Viron Ellison Jr.** is the nephew of former NFL WR Patrick Crayton. Crayton was a seventh round draft pick of the Dallas Cowboys in 2004. He played eight seasons in the league, six for the Cowboys and two for the San Diego Chargers.

DE **Noah Matthews** returns to his home state to play for the Hens with cousin CB **Kshawn Cox Jr.**, whom he shared the field with at Woodbridge High School. Matthews and Cox are also related to 13-year MLB veteran and Delaware Sports Museum Hall of Famer Delino Deshields and seven-year MLB player Delino DeShields Jr.

QB **Braden Streeter** already had some roots planted in Newark. His great-uncle, **Chuck Hall**, is a Delaware Athletics Hall of Famer after a storied career as a four-time All-American fullback. He was part of back-to-back Middle Atlantic Conference championship teams in 1968 and 1969 and rushed for 1,000 yards three times. Another of his great-uncles, **Tom Hall** '77, was a member of the football team.

WR **Donovan Lewis'** father, **Marcus Lewis**, played football for the Fightin' Blue Hens from 1988-92. Marcus was a part of a team that went 11-3 with a trip to the Division I-AA Semifinals. Lewis ran for 413 yards, scored five touchdowns, and averaged 6.1 yards per carry in his final season .

WR **Da'Wain Lofton** began the season with a 19-month-old daughter named Nova Amira Kai Lofton. He's the only father on the team.

2026 AWARD LIST

Biletnikoff Award Watchlist
WR Sean Wilson

Chuck Bednarik Award Watchlist
LB Gavin Moul

Davey O'Brien Award Watchlist
QB Nick Minicucci

Earl Campbell Tyler Rose Award Watchlist
RB Viron Ellison Jr.
WR Da'Wain Lofton

Lombardi Award Watchlist
OL Steven Demboski

Manning Award Watchlist
QB Nick Minicucci

Maxwell Award Watchlist
QB Nick Minicucci

Outland Trophy Watchlist
OL Steven Demboski

Paycom Jim Thorpe Award Watchlist
S KT Seay

Rimington Trophy Watchlist
OL Steven Demboski

Shriners Children's 1000 Watchlist
OL Steven Demboski
DE Noah Matthews
RB Jo Silver

Unitas Golden Arm Award Watchlist
QB Nick Minicucci

Walter Camp Player of the Year Watchlist
QB Nick Minicucci

Wuerffel Trophy Watchlist
OL Steven Demboski

AFCA Good Works Team Nominee
OL Steven Demboski

Jason Witten Collegiate Man of the Year Semifinalist
OL Steven Demboski

Campbell Trophy Semifinalist
OL Steven Demboski

Manning Award Stars of the Week
QB Nick Minicucci — Week 12 - 11/23/26
Week 9 - 11/2/26

Davey O'Brien Great 8
QB Nick Minicucci — Week 12 - 11/23/26
Week 9 - 11/2/26
Week 8 - 10/26/26

Ray Guy Award's Ray's 8
P Josh Cupitt — Week 3 - 9/21/26

CUSA Offensive Player of the Week
QB Nick Minicucci — Week 11 - 11/23/26
Week 10 - 11/16/26
Week 8 - 11/2/26
Week 7 - 10/26/26
WR Sean Wilson — Week 3 - 9/21/26

CUSA Defensive Player of the Week
LB Jawarren Corbin — Week 8 - 10/26/26



QB NICK MINICUCCI



OL STEVEN DEMBOSKI



LB GAVIN MOUL



WR SEAN WILSON

CUSA Offensive Lineman of the Week
OL Steven Demboski — Week 8 - 10/26/26

CUSA Freshman of the Week
S Kevin Moore — Week 9 - 11/2/26
QB Tyler Bell — Week 6 - 10/19/16
S Kevin Moore — Week 1 - 9/7/26

CUSA Preseason Off. Player of the Year
QB Nick Minicucci

Conference USA Preseason Watchlist
P Josh Cupitt
OL Steven Demboski
DE Noah Matthews
QB Nick Minicucci
S KT Seay

HERO Sports Preseason G6 All-American

S KT Seay	First Team
WR Sean Wilson	Second Team
OL Steven Demboski	Third Team
QB Nick Minicucci	Third Team

Phil Steele 2026 Preseason CUSA Team

OL Steven Demboski	First Team
LB Gavin Moul	First Team
S KT Seay	First Team
RB Jo Silver	First Team
WR Sean Wilson	First Team
OL Anthony Caccese	Second Team
QB Nick Minicucci	Second Team
LS Maddox Sills	Second Team
CB Jamarion Kolagbodi	Third Team
DE Noah Matthews	Third Team
TE Elijah Sessoms	Third Team
P Josh Cupitt	Fourth Team
LB Colin Gallagher	Fourth Team
BAN Blake Matthews	Fourth Team

Athlon 2026 Preseason CUSA Team

OL Steven Demboski	First Team
QB Nick Minicucci	First Team
LB Gavin Moul	First Team
S KT Seay	First Team
RB Jo Silver	First Team
WR Sean Wilson	First Team
CB Kshawn Cox	Second Team
OL Anthony Caccese	Second Team
DE Noah Matthews	Second Team
TE Elijah Sessoms	Second Team
PR Bryson Graves	Third Team
CB Jamarion Kolagbodi	Third Team
BAN Blake Matthews	Third Team
OL Noah Rosahac	Third Team
P Josh Cupitt	Fourth Team
LB Colin Gallagher	Fourth Team

Pro Football Network Preseason All-CUSA

BAN Jalen Bell	First Team
OL Steven Demboski	First Team
DE Noah Matthews	First Team
QB Nick Minicucci	First Team
OL Anthony Caccese	Second Team
OL Noah Rosahac	Second Team
S KT Seay	Second Team
RB Jo Silver	Second Team
WR Sean Wilson	Second Team
CB Jamarion Kolagbodi	Third Team
TE Elijah Sessoms	Third Team

CUSA STANDINGS

TEAM	CUSA	OVERALL
Liberty	7-0	10-1
Jax State	6-1	8-3
Delaware	***4-3***	***6-5***
MTSU	4-3	6-5
Kennesaw State	4-3	5-6
Missouri State	3-4	4-7
WKU	3-4	4-7
FIU	2-5	4-7
NM State	2-5	3-8
Sam Houston	0-7	1-10

FUTURE OPPONENTS

2027
- Sept. 2 LIU
- Sept. 11 at Illinois
- Sept. 18 James Madison
- Nov. 27 at UConn

2028
- Sept. 2 at James Madison
- Sept. 9 at Maryland
- Sept. 16 Morgan State
- Sept. 23 Western Michigan

2029
- Sept. 1 at Pitt
- Sept. 8 Bucknell
- Sept. 15 Buffalo
- Sept. 22 at Coastal Carolina

2030
- Sept. 7 at Western Michigan
- Sept. 14 at Indiana

2031
- Sept. 13 James Madison
- Sept. 20 at Buffalo

2032
- Sept. 2 Temple
- Sept. 18 at James Madison

2033
- Sept. 1 at Temple

POSITION BY POSITION PREVIEWS

quarterbacks

Quarterbacks Coach **Garrett Smith** oversees the unit in his fifth season with the Blue Hens. It is the first year in charge of the signal callers for the former Louisiana-Monroe QB after spending the previous four seasons working with the tight ends

"We have a great room of great kids and they all want to see each other do really well," Smith said. "When somebody makes a really good throw, you see all five other quarterbacks get really excited and I think it starts with just the excitement of wanting to get better as a group."

The unit is led by incumbent starter senior **Nick Minicucci**, a 2025 Second Team All-CUSA selection and 68 Ventures Bowl Offensive MVP, he spearheaded a Fightin' Blue Hen offense that finished with a bowl win in its first FBS season. In 2025, Minicucci led CUSA in passing yards (3,683), completions (322), attempts (512), passing yards/game (283.3), total offense (3,918), and total offense per game (301.4). He connected with 10+ receivers in seven games, eight or more in 10 of 13 games, and seven in all 12 regular season games. On the ground, the signal caller tied for fourth in the conference with 10 rushing touchdowns. Minicucci became the second QB in program history with 20 passing TDs and 10 rushing TDs (first since 1969). He ranked among the nation's best in passing yards (sixth), pass yards per game (eighth), total yards (eighth), and total yards per game (ninth). This preseason, the senior signal caller was named to the Walter Camp Player of the Year Award Watchlist, Davey O'Brien Award Watchlist, Maxwell Award Watchlist, Manning Award Watchlist, Johnny Unitas Golden Arm Award Watchlist, CUSA Watchlist, Athlon Sports All-CUSA First Team, Phil Steele All-CUSA Second Team, Pro Football Network All-CUSA First Team, a HERO Sports Group of Six All-American, and the Conference USA Preseason Player of the Year.

Juniors **Braden Streeter** and **Riley Trujillo** also return, as well as sophomore **EJ Archield Jr.** Streeter and Trujillo appeared sparingly for the Hens last season, while Archield Jr. is looking to make his collegiate debut.

Joining the QB room this season are freshmen **Tyler Bell** (East Rutherford, N.J. / St. Peter's Prep) and **Sean Sutherland** (Potomac Falls, Va. / The Potomac School). Bell comes to the 302 as the fourth-best recruit all-time in program history according to 247Sports, finishing as a three-star recruit, while Sutherland joins as a walk-on.

running backs

Recruiting Coordinator / Running Backs Coach **Xavier Dye** leads the unit in his second season at Delaware.

"The main thing is to keep getting the guys to be better, all-around running backs," Dye said. "I've been very pleased with the guys. They're working hard, they put their head down, and they've done what we've asked them to do. It's a really good group."

UD returns its starting running back **Jo Silver**, the 2025 68 Ventures Bowl Overall MVP, was a member of the Doak Walker Award Watchlist last season, an award that goes to the best running back in the country. He appeared in 11 games with nine starts, rushing for a team-best 652 yards and five touchdowns, while adding 29 catches for 222 yards and a touchdown through the air. This preseason, Silver was named to the Shriners Children 1000 Watchlist, Athlon Sports All-CUSA First Team, Phil Steele All-CUSA First Team, and Pro Football Network All-CUSA Second Team.

Other returnees behind Silver feature **Viron Ellison Jr.**, **Jared Porter**, and **Greg Spiller** - all three who played a role for the Hens last season. Ellison Jr. finished as the team's second-leading rusher a season ago with 460 yards in 13 games. Spiller and Porter mixed in as well, with a majority of Spiller's snaps coming on special teams.

Joining the unit this season is Bowling Green transfer **Kaderris Roberts** (Zellwood, Fla. / Orangewood Christian), freshman recruit **NaKeem Powell** (Sicklerville, N.J. / Winslow Township), as well as walk-ons **Reginald Lea II** (Newark, Del. / Appoquinimink), and **Naseem Tention** (Baltimore, Md. / Arundel).

wide receivers

Assistant Head Coach, Offense / Offensive Coordinator / Wide Receivers Coach **Terence Archer** leads the room in his fifth season at UD.

"From a talent level, we're happy with all of them," Archer said. "We're excited about our depth in this room. I feel like, depth-wise, we're as good as we've been since I've gotten here."

In a unit that features incredible depth with 16 wide receivers, Delaware returns its leading receiver in junior **Sean Wilson**. Wilson burst onto the scene as a starter in his first full season in 2025. He led the team with 68 catches for 877 receiving yards, and three touchdowns, setting freshman records in receptions and receiving yards as a redshirt for the Hens. Across conference action, Wilson had a stretch of three-consecutive games with 100+ receiving yards, becoming the first Fightin' Blue Hen to do so since Aaron Love had four-straight 100-yard games in 2006. Wilson set career bests with 162 yards and nine catches at Sam Houston. This preseason, the junior wideout was named to the Biletnikoff Award Watchlist, Athlon Sports All-CUSA First Team, Phil Steele All-CUSA First Team, Pro Football Network All-CUSA Second Team, and a HERO Sports Group of Six Preseason Second Team All-American.

Senior **Donovan Lewis** brings experience to the room, appearing in nine games last season. Lewis recorded 20 catches for 219 yards and one touchdown. Juniors **Brandon Rehmann**, **Matthew McKinley-Daniels**, and **Nick Tyree** also played snaps for the Blue & Gold last season, looking to expand their roles in 2026.

Other returnees include **Luke Brown**, **Emmanuel Doku**, **Ashton Navarrete**, **Ty Salazer**, and **Calvin Thomas**.

A duo of experienced FBS transfers joined the room: Okahoma State/Virginia Tech transfer **Da'Wain Lofton** (Fort Worth, Texas / North Side) and Coastal Carolina transfer **Bryson Graves** (Florence, S.C. / West Florence). **Carson Griffin** (Lynn Haven, Fla. / A. Crawford Mosley) and **Tae'Sean Robinson** (Tampa, Fla. / Sumner) joined the fray as true freshmen, while **Jake Blum** (Northfield, N.J. / Mainland Regional) and **Brandon DeAngelo** (Philadelphia, Pa. / Pope John Paul II) walked on.

tight ends

Tight Ends Coach **Tyler Ferguson** leads the unit in his sixth season with the Blue Hens and first in charge of the tight ends.

"In our room, everybody's got talent," Ferguson said. "Somebody's a little bit better at blocking than receiving, somebody might be a little bit

POSITION BY POSITION PREVIEWS

stronger in pass protection or catching in traffic, but we try to go out there and recruit guys who are good, well-rounded tight ends."

Fifth year **Elijah Sessoms** returns after starting every game last season at tight end. For his career, the Delaware native has appeared in 37 games for the Hens. This preseason, Sessoms was named to the Athlon Sports All-CUSA Second Team, Phil Steele All-CUSA Third Team, and Pro Football Network All-CUSA Third Team.

Other returners include **Jaxson Bowman**, **Scott Moore**, and **Jackson Whitacre**. Moore appeared in 13 games last season, while Whitacre saw action in 12 contests.

Joining the unit this season is Coastal Carolina transfer **Josh Humes** (Hernando, Miss. / Hernando), freshman recruit **Rowen Walsh** (West Friendship, Md. / Our Lady of Good Counsel), and walk-on **David Oravetz** (East Greenwich, N.J. / Kingsway Regional).

offensive line

Run Game Coordinator / Offensive Line Coach **Chris Rogers** spearheads the unit in his fifth season with the Blue Hens.

"Development is the name of the game for us in the offensive line room," Rogers said. "All those guys are doing a good job, they're all fitting in. A deep offensive line is a good offensive line. It's not about five guys, it's about the blocking department being successful."

The offensive line returns three of five starters from a season ago: **Anthony Caccese**, **Steven Demboski**, and **Noah Rosahac**, starting 13, 11, and 11 games, respectively.

This preseason, Demboski was named to the Rimington Trophy Watchlist, Outland Trophy Watchlist, Lombardi Award Watchlist, Allstate Wuerffel Trophy Watchlist, CUSA Watchlist, Shriners Children 1000 Watchlist, Athlon Sports All-CUSA First Team, Phil Steele All-CUSA First Team, Pro Football Network All-CUSA First Team, and an Allstate AFCA Good Works Team Nominee.

Caccese was named to the Athlon Sports All-CUSA Second Team, Phil Steele All-CUSA Second Team, and Pro Football Network All-CUSA Second Team, while Rosahac was named to the Athlon Sports All-CUSA Second Team and Pro Football Network All-CUSA Second Team.

Other returners include **Bentley Allen II**, **Tyler Burnham**, **Patrick Methlie**, **Wahkeem Roman**, **Carter Sareyka**, **Dylan Stewart**, and **Chandler Telfaire**. Methlie (32 games), Roman (four games), Sareyka (two games), and Burnham (one game) all have collegiate playing experience entering the season.

Joining the unit this season are Tiffin/Notre Dame College transfer **Mustafa Kanneh** (Columbus, Ohio / Westerville Central) and Duke transfer **Jack Small** (Northvale, N.J. / Northern Valley Regional at Old Tappen), as well as freshmen **Collier Book** (Dauphin, Pa. / Central Dauphin), **Jaiden Edwards** (Fredericksburg, Va. / Courtland), **Miles Muldrow** (Franklin Township, N.J. / Franklin), and **Brandon Truszkowski** (Hatfield, Pa. / Germantown Academy).

defensive line

Defensive Line Coach Kyre Hawkins leads the room in his third season with the Hens.

"I do feel like the depth is coming along really well," Hawkins said. "I feel confident in our older guys who are bringing the younger guys along. They are a great group of guys and leaders. The old guys lead by example and lead vocally. Then the young guys also push those guys, if an older guy is having a day where he needs a little energy, a little battery, those younger guys are right there to pick them up. We're just trying to stack consistent days on consistent days. That's been the big thing we've talked about, is finishing and results."

The defensive line room is loaded with veterans, housing 10 juniors, seniors, and fifth years.

On the edge, **Noah Matthews** leads the returners. The fifth year Delaware native has appeared in 39 career games entering the year, including all 13 in his first season in Newark last year. This preseason, Matthews was named to the CUSA Watchlist, Shriners Children 1000 Watchlist, Pro Football Network All-CUSA First Team, Athlon Sports All-CUSA Second Team, and Phil Steele All-CUSA Third Team.

Other defensive end returners include **Brandon Gorham**, **Yamdry Hernandez**, **Q'yaeir Price**, **Nate Ray**, and **Kaeden Singleton**. Price (16 games), Singleton (13 games), Gorham (12 games), and Ray (five games) all have collegiate playing experience entering the season.

Joining the ends this season are a pair of FBS transfers in former Penn State Nittany Lion **Sam Siafa** (Downingtown, Pa. / Downingtown West) and UAB Blazer **James Steel** (Swedesboro, N.J. / Caravel Academy).

On the interior, **Dominick Brogna** and **Trace Scott III** lead the way. Brogna has appeared in 38 games entering the season, while Scott III broke out last year en route to playing in all 13 games.

The other defensive tackle returner is **Carson Shockley** who is looking to make his collegiate debut.

New to the DT room this season are Troy transfer **Dylan Mann** (Atlanta, Ga. / North Cobb) and Lenoir-Rhyne transfer **Quincy Smith** (Atlanta, Ga. / Shiloh), as well as freshmen **Christian Corbin** (Newport News, Va. / Warwick) and **Noah Frazier** (Spring Hill, Fla. / Cheshire Academy).

linebackers

Co-Defensive Coordinator / Special Teams Coordinator / Linebackers Coach **Rocco DiMeco** leads both the special teams corps and linebacker unit in his fourth season with the Blue Hens. He picked up the title of co-defensive coordinator heading into this season, where he will assist Rojas with the third down packages.

"We got a good group of kids who love football," DiMeco said about the linebacking corps "They're physical, they're running to the ball, and they're attacking the ball. Those three things in particular are going to make us much better on defense this year."

Senior **Gavin Moul** and junior **Colin Gallagher** lead the way for the unit. Moul has played in 36 career games with 24 starts at UD over the past three seasons, while Gallagher earned a role last season, appearing in all 13 games. This preseason, Moul was named to the Chuck Bednarik Award Watchlist, Athlon Sports All-CUSA First Team, and Phil Steele All-CUSA Second Team.

Jawarren Corbin, **Gevaris Lassiter**, and **Julius Puryear** provide depth as returnees, while a

SINGLE GAME RECORDS

OFFENSE

Passing Yards
556, Matt Nagy — at UConn (11/7/1998)

Passing Yards - Half
358, Matt Nagy — at UConn - 1st (11/7/1998)

Passing TDs
5, seven times
Last: Nick Minicucci at New Mexico State (11/21/2026)

Consecutive Completions
18, Nick Minicucci — at WKU (10/27/26)

Consecutive Completions to Start a Game
18, Nick Minicucci — at WKU (10/27/26)

Rushing Yards
288, Omar Cuff — vs. Delaware State (11/23/2007)

Rushing TDs
6, Omar Cuff — at William & Mary (8/30/2007)

Receiving Yards
354, Eddie Conti — at UConn (11/7/1998)

Receiving Yards in a Half
200, Eddie Conti — at UConn - 1st (11/7/1998)

Receiving TDs
4, Courtney Batts — vs. West Chester (9/24/1994)

Receptions
16, twice — Justin Long vs. Maine (10/2/2004); David Boler at Navy (10/30/2004)

DEFENSE

Tackles
23, Johnny Buchanan — at Navy (9/3/2022)

Sacks
6.0, Jamie Bittner — vs. Villanova (11/1/1980)

TFLs
6.0, Jamie Bittner — vs. Villanova (11/1/1980)

Interceptions
3, nine times
Last: Dan Mulhern vs. Rhode Island (11/13/1999)

Forced Fumbles
2, numerous times
Last: Tim Poindexter at Towson (11/2/2019)

Fumble Recoveries
2, numerous times
Last: Drew Nickles at Navy (9/3/2022)

SPECIAL TEAMS

Field Goals Made
4, Nate Reed — vs. UTEP (11/29/25); vs. LA Tech (11/8/25)
4, Frank Raggo — vs. Lafayette (9/12/2015)

PATs Made
10, Larry Washington — vs. C.W. Post (12/11/1971)

Punts
16, John Borresen — vs. Bucknell (11/22/1952)

Punt Yards
519, John Borresen — vs. Bucknell (11/22/1952)

Kickoff Return Yards
223, Michael Johnson — vs. Villanova (11/17/2012)

Punt Return Yards
127, Sidney Haugabrook vs. Maine (11/1/2003)

CAREER TOUCHDOWNS

QB Nick Minicucci 77
Passing 61
Rushing 16

RB Jo Silver 16
Rushing 12
Receiving 4

RB Viron Ellison Jr. 15
Rushing 10
Receiving 4
Passing 1
..... 2 at Tulsa

RB Kaderris Roberts 14
Rushing 10
Receiving 4
..... 6 at Stetson
..... 1 at Bowling Green

WR Sean Wilson 10
Receiving 10

WR Bryson Graves 8
Receiving 6
Passing 1
Punt Return 1
..... 4 at Coastal Carolina

TE Scott Moore 5
Receiving 5

TE Elijah Sessoms 5
Receiving 5

QB Tyler Bell 4
Passing 3
Receiving 1

WR Donovan Lewis 4
Receiving 4

WR Da'Wain Lofton 4
Receiving 4
..... 3 at Virginia Tech

WR Ashton Navarrete 3
Receiving 3
..... 3 at Husson

QB Braden Streeter 3
Passing 3

TE Josh Humes 2
Receiving 2

S Kahlil Ali 1
INT Return 1

WR Matthew McKinley-Daniels 1
Receiving 1

LB Gavin Moul 1
Fumble Return 1

DT Trace Scott III 1
INT Return 1

RB Greg Spiller 1
Rushing 1

WR Nick Tyree 1
Receiving 1

POSITION BY POSITION PREVIEWS

trio of freshmen recruits join the squad this year in **Wayne Cunningham Jr.** (Clearwater, Fla. / Clearwater), **Demarco Daniels** (Hawthorne, Fla. / Eastside), and **Joseph Zamot** (Millville, N.J. / The Lawrenceville School). In addition, Stevenson transfer **Tysean Milligan Jr.** (Dover, Del. / Dover) and freshman **Gehret Gentzyel** (York, Pa. / York Suburban) walked on.

bandits

Bandits Coach **Jarred Holley** heads the room in his first season with UD after coming over from Marshall where he spent the 2025 season in charge of its defensive backs.

"With the bandit position, you have to be able to do a lot of different things," Holley said. "You gotta be able to support the run, you have to be able to blitz, and you have to be able to cover."

The newly-minted position group for the Blue & Gold consists of three players: fifth year **Blake Matthews**, LIU transfer **Jalen Bell** (Kissimmee, Fla. / Osceola), and sophomore **Dillon Griffith**.

Matthews is the leader of the room, appearing in 23 games over the past two seasons with the program. Bell was an FCS AP All-American safety last season at LIU, leading the team with 72 tackles, while Griffith is looking to make his collegiate debut.

cornerbacks

Cornerbacks Coach **Marvin Clecidor** leads the room in his first season with the Hens after spending the past two seasons at Penn as the defensive backs coach.

"The returning guys, the guys who played some last season, have looked really good through spring and summer workouts," Clecidor said. "Whenever there's a new coach, there's going to be new techniques or new teachings that everybody has to get used to, so I'm enjoying watching their development. Their development as a group has been on a steady incline."

The cornerback room returns two significant contributors in **Kshawn Cox Jr.** and **Jamarion Kolagbodi**, who started 11 and three games, respectively. This preseason, Cox Jr. was named to the Athlon Sports All-CUSA Second Team, while Kolagbodi was named to the Athlon Sports All-CUSA Third Team, Phil Steele All-CUSA Third Team, and Pro Football Network All-CUSA Third Team.

Other returners include **Azir Lee** and **Jalen Ross** with Lee missing the season due to injury and Ross appearing in two games as a freshman last season.

Joining the unit this season is North Dakota State transfer **Jaquise Alexander** (Tampa, Fla. / Tampa Catholic) as well as freshmen **Shawn Church Jr.** (Virginia Beach, Va. / Green Run), and **Trent Gummer** (Orlando, Fla. / Bishop Moore Catholic). **Walter Anderson** (Philadelphia, Pa. / Commonwealth Charter Academy), Sewanee transfer **Jaylen Mack** (Douglasville, Ga. / Alexander) and **Derrick Phillips Jr.** (Hainesport, N.J. / Moorestown Friends School) joined the squad as walk-ons. Phillips Jr. originally joined the team as a wide receiver in the spring, but transitioned to CB in the fall.

safeties

Assistant Head Coach, Defense / Defensive Coordinator / Safeties Coach **Manny Rojas** leads the unit in his seventh season with the Blue Hens. It is his first year in charge of the safeties after only serving as the defensive coordinator the last six seasons.

"Our recruiting class last year and then this year has gotten some bigger, longer guys, obviously some faster guys as well," Rojas said. "So, as we have taken the step, and now we're FBS, we're getting a lot more of that attention nationwide."

The safeties room is full of youth behind two returning seniors, **KT Seay**, a 2025 First Team All-CUSA selection and HERO Sports Group of Five Third Team All-American, and **Kahlil Ali**, who played in all 13 games last season. This preseason, Seay was named to the Paycom Jim Thorpe Award Watchlist, CUSA Watchlist, Athlon Sports All-CUSA First Team, Phil Steele All-CUSA First Team, and Pro Football Network All-CUSA Second Team.

Also returning in the Hens safety room are sophomores **Nasir Eatmon**, **AJ Graham**, and **Noah Jefferson** who appeared in 12, 12, and 13 games, respectively, as true freshmen last season.

Joining the unit this season are Michigan State transfer **George Mullins** (Webster, Fla. / South Sumter) as well as freshmen **Dannell Jester Jr.** (Meigs, Ga. / Thomas County Central), **Kevin Moore** (Coram, N.Y. / St. Anthony's), and **Dorian Rutledge** (Chester, Pa. / Middletown [Del.]).

specialists

Co-Defensive Coordinator / Special Teams Coordinator / Linebackers Coach **Rocco DiMeco** leads both the special teams corps and linebacker unit in his fourth season with the Blue Hens. He picked up the title of co-defensive coordinator heading into this season, where he will assist Rojas with the third down packages.

"These guys are promising and they're talented," DiMeco said of the specialists. "**Tucker Smack**, who we brought in from Salisbury, comes from a kicking family. His brother (Trey Smack) is in the NFL right now. He has the right mindset, he has the tools, and he's a tireless worker. **Kason Mullis** is a true freshman with some of the best leg potential that I've been around as a young kid. Josh (Cupitt) looks great right now. He's got experience and wisdom, and he was booming punts out there today, so I'm really excited for Josh."

Smack and Mullis are competing to replace Nate Reed who holds numerous kicking records at UD. Smack has appeared in 29 career games at Salisbury, going 6-for-7 on field goal attempts and 79-of-84 on PATs. Mullis (Bartow, Fla. / Jones) was a five-star rated kicker according to Kohl's Camp coming out of high school.

Josh Cupitt will serve as the primary punter for UD. Cupitt, who missed all of last season due to injury, was Delaware's primary punter in 2024 after transferring from Towson. In his first season in Newark, the Reading, Pa. native punted 27 times for 1,160 yards, averaging 43.0 yards per punt, including 10 punts of 50+ yards. Freshman **Austin LaBellman** (Maitland, Fla. / Winter Park), a five-star rated punter and four-star rated kicker according to Kohl's, will serve as the backup.

Maddox Sills will be the long snapper after appearing in 10 games for the Hens last season. Freshman **Luke Epstein** (St. Charles, Ill. / St. Charles North) is the backup.

offensive PLAYERS TO WATCH

4 NICK MINICUCCI QB | SR | 6-2 | 215 | MIDLAND PARK, N.J.

- All-CUSA Second Team, 68 Ventures Bowl Off. MVP in 2025
- Walter Camp, Maxwell, Unitas Golden Arm, Davey O'Brien, & Manning Award Watchlists
- CUSA Preseason Offensive Player of the Year; Voted team captain
- Became starter last year after injury to Zach Marker vs Del. St. on opening drive of the season
- 2nd QB in program history (Tom DiMuzio 1969) w/ 20 passing TDs and 10 rushing TDs in the same season
- Tied program record with CH 5 TD passes against Missouri State
- Only QB in program history to throw for 4+ TDs in consecutive games
- UD history ranks: 1st plays, 1st completions, 1st 400+ yard passing games, t-1st 300+ yard passing games, 2nd passing yards, t-2nd passing TDs, 3rd 200+ yard passing games, 4th total TDs
- 1 of 4 QBs in FBS w/ at least 90% comp. on 30+ attempts (27-of-30 vs FIU)
- 2026: 9 games, 9 starts, 204-295, 69.2%, 2,513 yds, 23 TDs, 4 INTs, 57 long
- Career: 37 games, 27 starts, 654-1,012, 64.6%, 7,495 yds, 61 TDs, 19 INTs, 68 long

7 TYLER BELL QB | FR | 6-1 | 195 | EAST RUTHERFORD, N.J.

- Became first-true freshman QB to start regular season game since 2001
- Set program freshman single-game record with 306 passing yards in first-career start
- 4th-best recruit in program history according to 247Sports
- Career: 4 games, 1 start, 28-49, 57.1%, 373 yds, 3 TDs, 1 INT, 33 long

27 JO SILVER RB | 5TH | 5-10 | 200 | WASHINGTON TWP, N.J.

- Voted team captain; Shriners Children's 1000 Watchlist
- First-ever signee under HC Ryan Carty
- Topped 100+ yards for 2nd time this season & 4th of career vs. Mo State
- 2026: 11 games, 11 starts, 104 att, 477 yds, 4.6 avg, 2 TDs, 55 long
- Career: 48 games, 21 starts, 332 att, 1,767 yds, 5.3 avg, 12 TDs, 70 long

21 VIRON ELLISON JR. RB | JR | 6-0 | 212 | DALLAS, TEXAS

- Transferred to Delaware in summer 2025 from Tulsa
- Earl Campbell Tyler Rose Award Watchlist
- Completed 75-yard TD pass to Kaderris Roberts in opener
- 2026: 11 games, 52 att, 169 yds, 3.3 avg, 5 TDs, 13 long
- Career: 35 games, 4 starts, 232 att, 982 yds, 4.2 avg, 10 TDs, 32 long

3 KADERRIS ROBERTS RB | 5TH | 5-9 175 | ZELLWOOD, FLA.

- Transferred to Delaware in spring 2026 after 1 year at Bowling Green; Missed 2024 season at Tenn. St., 2021-23 at Stetson
- Has two multi-touchdown games this season (Merrimack & MTSU)
- 2026: 11 games, 52 att, 231 yds, 4.4 avg, 4 TDs, 31 long
- Career: 45 games, 6 starts, 236 att, 1,233 yds, 5.2 avg, 10 TDs, 42 long

18 SEAN WILSON WR | JR | 6-0 | 190 | ALPHARETTA, GA.

- All-CUSA Honorable Mention and All-Freshmen Team in 2025
- Biletnikoff Award Watchlist
- 3rd fastest WR in UD history to reach 1,000 career rec. yards
- Returns as the team's leading receiver from a season ago
- 2026: 11 games, 11 starts, 62 rec, 782 yds, 12.6 avg, 5 TDs, 40 long
- Career: 25 games, 24 starts, 132 rec, 1,690 yds, 12.8 avg, 10 TDs, 51 long

5 DA'WAIN LOFTON WR | 6TH | 5-11 | 190 | FORT WORTH, TEXAS

- Granted a medical waiver to return for 6th season of college
- Transferred to UD from Oklahoma St.; Previously at Virginia Tech
- Tallied CHs in catches (4), yards (142) w/ CH 57-yard TD catch at Vandy
- Has baby daughter Nova Amira Kai Lofton
- 2026: 11 games, 6 starts, 29 rec, 435 yds, 15.0 avg, 1 TD, 57 long
- Career: 52 games, 18 starts, 71 rec, 995 yards, 14.0 avg, 4 TDs, 57 long

14 DONOVAN LEWIS WR | SR | 5-9 | 190 | WESTMINSTER, MD.

- Missed half of last season with broken collarbone
- Started as preferred walk-on at UD
- Made first-career start at Vanderbilt
- Father, Marcus '92, played at UD & aided Hens to DI-AA Semis
- 2026: 11 games, 7 starts, 45 rec, 507 yds, 11.3 avg, 3 TDs, 58 long
- Career: 31 games, 7 starts, 70 rec, 757 yards, 10.8 avg, 4 TDs, 58 long

0 BRYSON GRAVES WR | JR | 5-10 | 177 | FLORENCE, S.C.

- Transferred to UD in spring 2026 from Coastal Carolina
- Second-straight year a WR came to Delaware from Coastal
- Blocked punt for TD at Vandy
- 11th nationally with 498 combined return yards; 17th nationally with 22.7 KR avg
- 2026: 11 games, 8 starts, 39 rec, 498 yds, 12.8 avg, 2 TDs, 49 long
- Career: 49 games, 21 starts, 103 rec, 1,170 yards, 11.4 avg, 6 TDs, 50 long

10 TAE'SEAN ROBINSON WR | FR | 6-0 | 188 | TAMPA, FLA.

- Played in five games as a true freshman
- Career: 5 games, 4 rec, 91 yards, 22.8 avg, 38 long

88 ELIJAH SESSOMS TE | 5TH | 6-4 | 250 | DOVER, DEL.

- Appeared in 48-straight games, tied for longest streak on team
- Student photographer for the UD Athletic Dept.
- 2026: 11 games, 11 starts, 12 rec, 186 yds, 15.5 avg, 3 TDs, 35 long
- Career: 48 games, 26 starts, 44 rec, 470 yds, 10.7 avg, 5 TDs, 35 long

40 SCOTT MOORE TE | SO | 6-5 | 250 | GIRARD, KAN.

- First-ever Fightin' Blue Hen from Kansas
- First Hen since 2022 with 3 TD catches in a game (NM State)
- 2026: 11 games, 1 start, 8 rec, 139 yds, 17.4 avg, 4 TDs, 32 long
- Career: 24 games, 2 starts, 14 rec, 185 yards, 13.2 avg, 5 TDs, 32 long

61 STEVEN DEMBOSKI OL | 5TH | 6-4 | 305 | HILLSDALE, N.J.

- Voted captain for second-straight season
- 1 of 20 national Witten Collegiate Man of the Year semifinalists
- Lombardi Trophy, Rimington Award, Wuerffel, Outland Watchlists
- Played in 37 games for the Hens with 23 starts at center

62 ANTHONY CACCESE OL | SR | 6-6 | 305 | READING, PA.

- Played in 31 career games with 24 starts
- Tied for longest-start streak on the team at 24
- Made first-career start at LT at Virginia
- Started all 13 games in 2025 (10 at RG, 3 at RT)

75 NOAH ROSAHAC OL | JR | 6-5 | 300 | JIM THORPE, PA.

- Transferred to Delaware in summer 2025 after 1 year at Syracuse
- Started 11 games in 2025 (10 at RT, 1 at LT)
- Played in 25 career games with 23 starts

51 CHANDLER TELFAIRE OL | SO | 6-4 | 305 | GARNER, N.C.

- Made first-career start (RG) vs. Merrimack in career debut
- Played in 11 career games with 11 starts

67 MUSTAFA KANNEH OL | 5TH | 6-4 | 320 | COLUMBUS, OHIO

- Transferred to Delaware in spring 2026 after time at Tiffin and Notre Dame College (teammates w/ Wahkeem Roman)
- Played in 35 career games with 32 starts

defensive PLAYERS TO WATCH

13 NOAH MATTHEWS DE | 5TH | 6-5 | 255 | BRIDGEVILLE, DEL.
- Transferred to Delaware from Kentucky after 2024 season
- Cousins with CB Kshawn Cox Jr, played at Woodbridge HS together
- Related to 13-year MLB veteran Delino Deshields & 7-year MLB player DeShields Jr.
- 2026: 11 games, 11 starts, 23 tackles, 4.5 TFLs, 3.5 sacks
- Career: 50 games, 25 starts, 67 tackles, 12.0 TFLs, 5.5 sacks, 1 FR, 1 PBU

3 BRANDON GORHAM DE | SO | 6-3 | 245 | ODENTON, MD.
- Played in 12 games as a true freshman in 2025
- Made first-career start at Vanderbilt
- Returned fumble 59 yards for near TD against Mo State
- 2026: 11 games, 1 start, 19 tackles, 6.5 TFLs, 4.0 sacks, 1 FR
- Career: 23 games, 1 start, 26 tackles, 8.0 TFLs, 5.5 sacks, 1 FR

52 DOMINICK BROGNA DT | 5TH | 6-2 | 300 | BAYVILLE, N.J.
- Played in 48-straight games, tied for longest streak on team
- Voted team captain
- 2026: 11 games, 11 starts, 43 tackles, 2.0 TFLs, 0.5 sack, 1 PBU
- Career: 49 games, 21 starts, 124 tackles, 11.0 TFLs, 1.5 sacks, 2 PBUs

91 CHRISTIAN CORBIN DT | FR | 6-2 | 292 | NEWPORT NEWS, VA.
- Highly touted freshman out of Warwick High School
- Rated 5th-best all-time recruit according to 247Sports (3 star)
- Made career debut in opener against Merrimack
- Career: 11 games, 9 tackles, 0.5 TFL, 0.5 sack

33 TRACE SCOTT III DT | JR | 6-4 | 275 | ORLANDO, FLA.
- Appeared in all 13 games as a redshirt freshman in 2025
- Tallied CH 2.0 sacks and 2.0 TFLs at WKU
- Had first-career TD w/ INT return at KSU; 1st DL since Zach Kerr in 2012 to do so
- 2026: 11 games, 11 starts, 34 tackles, 4.5 TFLs, 3.0 sacks, 1 INT, 1 PBU, 1 TD
- Career: 28 games, 14 starts, 56 tackles, 8.5 TFLs, 6.5 sacks, 1 INT, 1 TD, 1 PBU

35 GAVIN MOUL LB | SR | 6-0 | 227 | BETHEL PARK, PA.
- Bednarik Award Watchlist; Voted team captain
- Became 38th Blue Hen to record 100+ tackles in a season in 2025
- Leads team in tackles and tackles per game
- 2026: 10 games, 10 starts, 85 tackles, 6.0 TFLs, 2.0 sacks, 1 FF, 1 FR, 2 PBUs
- Career: 46 games, 34 starts, 277 tkls, 18.5 TFLs, 3.5sacks, 2 FF, 2 FR, 2 INTs, 7 PBUs, 1 TD

10 BLAKE MATTHEWS BAN | 5TH | 6-2 | 215 | VILLA RICA, GA.
- Transferred to Delaware from Troy after 2023 season
- Leads team in sacks and TFLs
- 2026: 11 games, 11 starts, 62 tackles, 10.0 TFLs, 5.0 sacks, 1 FF, 1 FR, 1 PBU
- Career: 49 games, 20 starts, 137 tackles, 15.0 TFLs, 6.0 sacks, 1 FF, 3 FRs, 5 PBUs

11 JAWARREN CORBIN LB | SR | 6-1 | 235 | WILDWOOD, FLA.
- Started last two games in place of injured Colin Gallagher
- CUSA Defensive Player of the Week after INT, FF vs. Mo State
- 2026: 11 games, 6 starts, 36 tackles, 2.5 TFL, 1.0 sack, 2 FF, 2 INTs, 3 PBUs
- Career: 16 games, 6 starts, 39 tackles, 2.5 TFLs, 1.0 sack, 2 FF, 2 INTs, 3 PBUs

20 JALEN BELL BAN | JR | 6-2 | 192 | KISSIMMEE, FLA.
- Transferred to Delaware from LIU for spring 2026
- All-American safety in 2025 for the Sharks at the FCS level
- 2026: 11 games, 21 tackles, 1.0 TFL, 1 PBU
- Career: 29 games, 8 starts, 108 tackles, 8.0 TFLs, 1 FF, 2 INTs, 5 PBUs

18 JAMARION KOLAGBODI CB | SO | 6-0 | 180 | FORT WAYNE, IND.
- Played in every game as a true freshman in 2025
- Had career-high 3 PBUs vs Coastal Carolina
- 2026: 11 games, 6 starts, 39 tackles, 3.0 TFLs, 9 PBUs
- Career: 24 games, 9 starts, 67 tackles, 4.0 TFLs, 1 FF, 1 INT, 15 PBUs

8 JAQUISE ALEXANDER CB | 5TH | 5-11 | 175 | TAMPA, FLA.
- Transferred to UD from North Dakota State for spring 2026
- 2024 FCS National Champion w/ Bison
- 2026: 11 games, 6 starts, 27 tackles, 9 PBUs
- Career: 44 games, 19 starts, 77 tackles, 1.5 TFLs, 0.5 sack, 2 INTs, 19 PBUs

6 KSHAWN COX JR. CB | SR | 5-10 | 180 | BRIDGEVILLE, DEL.
- Cousins with DE Noah Matthews, played at Woodbridge HS together
- Returning starter from 2025
- 2026: 11 games, 10 starts, 38 tackles, 6 PBUs
- Career: 32 games, 20 starts, 78 tackles, 0.5 TFL, 9 PBUs

19 KEVIN MOORE S | FR | 6-1 | 195 | CORAM, N.Y.
- 2x CUSA Freshman of the Week
- Made first-career start at Kennesaw State
- Career: 11 games, 2 starts, 28 tackles, 2.0 TFLs, 1 FF, 2 INTs, 2 PBUs

36 NASIR EATMON S | SO | 6-0 | 190 | WALDORF, MD.
- Appeared in 12 games as a true freshman in 2025
- Finished fourth on the team with 2 INTs in 2025
- Made first-career start vs. Coastal Carolina
- 2026: 11 games, 6 starts, 28 tackles, 0.5 TFL, 0.5 sack, 1 PBU
- Career: 23 games, 6 starts, 32 tackles, 0.5 TFL, 0.5 sack, 2 INTs, 1 PBU

2 KAHLIL ALI S | SR | 6-1 | 200 | PENNSAUKEN, N.J.
- Transferred to Delaware from Boston College after 2024 season
- Sister, Halima Scott, was a sprinter at UD from 2018-23. Scott was a two-time CAA Champion (2019, 200m & 2022, 400m)
- 2026: 11 games, 11 starts, 55 tackles, 4.5 TFLs, 0.5 sack, 1 PBU
- Career: 34 games, 15 starts, 108 tackles, 7.5 TFLs, 1.5 sacks, 1 INT, 3 PBUs, 1 TD

16 NOAH JEFFERSON S | SO | 6-2 | 194 | HAMPTON, VA.
- Appeared in all 13 games as a true freshman in 2025
- Tallied team-high 8 tackles in season opener vs. Merrimack
- 2026: 11 games, 29 tackles, 2 FF, 3 PBUs
- Career: 24 games, 37 tackles, 2 FF, 3 PBUs

29 GEORGE MULLINS S | SO | 6-3 | 190 | WEBSTER, FLA.
- Transferred to Delaware from Michigan State for spring 2026
- Will wear the green dot for UD as the boundary safety
- 11th nationally and 1st in CUSA with 4 INTs
- 2026: 11 games, 9 starts, 49 tackles, 2.0 TFLs, 4 INTs, 4 PBUs
- Career: 14 games, 9 starts, 50 tackles, 2.0 TFLs, 4 INTs, 4 PBUs

27 AJ GRAHAM S | SO | 6-1 | 205 | MOORESVILLE, N.C.
- Appeared in 12 games as a true freshman in 2025
- Will wear the green dot for UD as the boundary safety
- Had first-career INT at WKU
- 2026: 11 games, 21 tackles, 1 FR, 1 INT, 1 PBU
- Career: 23 games, 22 tackles, 1 FR, 1 INT, 1 PBU

special teams

PLAYERS TO WATCH

31 TUCKER SMACK K | SR | 5-11 | 174 | SEVERNA PARK, MD.

- Transferred to UD from Salisbury for spring 2026
- Brother, Trey, only kicker drafted in 2026 NFL Draft by Packers (6th)
- Didn't start kicking until he was a senior in high school
- Played two years of high school soccer
- Hit career-long 54-yard FG at KSU; T-2nd longest in UD history
- 2026: 11 games, 9-13 FGs, 54 long, 35-36 XPs, 17 touchbacks
- Career: 40 games, 15-20 FGs, 54 long, 114-121 XPs, 68 touchbacks

92 KASON MULLIS K | FR | 6-4 | 193 | BARTOW, FLA.

- True freshman rated 5-star kicker by Kohl's
- Holds Jones High School record for longest FG (55 yards)
- Made career debut in opener against Merrimack
- Scored first-career point on an XP vs. Missouri State

- Career: 4 games, 1-2 XPs, 6 touchbacks

39 JOSH CUPITT P | 6TH | 5-11 | 185 | READING, PA.

- Got engaged during 2025 season, set to marry Maddie in 2027
- Missed all of 2025 season due to injury of punting leg
- Named to Ray Guy Award's Ray's 8 after Coastal where he tallied 4 punts inside 20, 3 inside 10, and 2 inside 5
- 2026: 11 games, 44 punts, 41.7 avg, 58 long, 14 inside 20, 5 50+
- Career: 43 games, 104 punts, 43.0 avg, 68 long, 28 inside 20, 23 50+

99 AUSTIN LABELLMAN P | FR | 6-3 | 205 | MAITLAND, FLA.

- True freshman rated 5-star punter & 4-star kicker by Kohl's
- Also rated 16th-best punter in the nation by Kohl's
- Played four years of soccer in high school
- Father, Alex, was a punter at Alabama

49 MADDOX SILLS LS | SO | 6-6 | 230 | BENSON, N.C.

- Appeared in 21 career games
- Snaps for field goals, extra points, and punts

45 LUKE EPSTEIN LS | FR | 5-10 | 183 | ST. CHARLES, ILL.

- True freshman; 4.5-star long snapper according to Kohl's
- Expected to be the back up snapper

0 BRYSON GRAVES WR | JR | 5-10 | 177 | FLORENCE, S.C.

- Transferred to UD in spring 2026 from Coastal Carolina
- Second-straight year a WR came to Delaware from Coastal
- Blocked punt for TD at Vandy
- 11th nationally with 498 combined return yards
- 17th nationally with 22.7 KR avg
- 2026: 20 KR, 453 yds, 22.7 avg, 63 long, 6 PRs, 62 yds, 10.3 avg, 1 TD, 27 long
- Career: 21 KR, 468 yds, 22.3 avg, 63 long, 30 PRs, 195 yds, 6.5 avg, 1 TD, 29 long

14 DONOVAN LEWIS WR | SR | 5-9 | 190 | WESTMINSTER, MD.

- Missed half of last season with broken collarbone
- Started as preferred walk-on at UD
- Switched from number 87 to 14 this season
- Father, Marcus '92, played at UD & aided Hens to DI-AA Semis

- 2026:
- Career: 2 PRs, 24 yards, 12.0 avg, 19 long

5 DA'WAIN LOFTON WR | 6TH | 5-11 | 190 | FORT WORTH, TEXAS

- Granted a medical waiver to return for 6th season of college
- Transferred to UD from Oklahoma St.; Previously at Virginia Tech
- Has baby daughter Nova Amira Kai Lofton

- 2026:
- Career: 2 KRs, 35 yards, 17.5 avg, 18 long

2026 DELAWARE **NUMERICAL ROSTER**

All student-athletes' roster classification are listed based on the new age-based eligibility model. Freshman = first year, sophomore = second year, junior = third year, senior = fourth year, 5th = fifth year. Those who have been granted waivers by the NCAA under the previous eligibility model could be indicated as 6th.

#	NAME	POS.	YR.	HT.	WT.	HOMETOWN/HIGH SCHOOL (PREV. SCHOOL)
0	Bryson Graves	WR	Jr.	5-10	177	Florence, S.C. / West Florence (Coastal Carolina)
0	Q'yaeir Price	DE	Sr.	6-2	245	Paterson, N.J. / DePaul Catholic (Rutgers)
1	Brandon Rehmann	WR	Jr.	6-0	190	Blackwood, N.J. / St. Joseph's Prep (West Virginia)
2	Riley Trujillo	QB	Jr.	6-4	215	St. Johns, Fla. / Bartram Trail (UCF)
2	Kahlil Ali	S	Sr.	6-1	200	Pennsauken, N.J. / Pennsauken (Boston College)
3	Kaderris Roberts	RB	5th	5-9	175	Zellwood, Fla. / Orangewood Christian (Bowling Green/Stetson)
3	Brandon Gorham	DE	So.	6-3	245	Odenton, Md. / Arundel
4	Nick Minicucci	QB	Sr.	6-2	215	Midland Park, N.J. / Don Bosco Prep
4	Demarco Daniels	LB	Fr.	6-1	215	Hawthorne, Fla. / Eastside
5	Da'Wain Lofton	WR	6th	5-11	190	Fort Worth, Texas / North Side (Oklahoma State/Virginia Tech)
5	Dannell Jester Jr.	S	Fr.	6-0	185	Meigs, Ga. / Thomas County Central
6	Nick Tyree	WR	Jr.	5-8	182	Chester, Va. / Thomas Dale
6	Kshawn Cox Jr.	CB	Sr.	5-10	180	Bridgeville, Del. / Wise [Md.]
7	Tyler Bell	QB	Fr.	6-1	195	East Rutherford, N.J. / St. Peter's Prep
7	KT Seay	S	Sr.	6-2	190	Norfolk, Va. / Maury
8	Jaquise Alexander	CB	5th	5-11	175	Tampa, Fla. / Tampa Catholic (North Dakota State)
9	Colin Gallagher	LB	Jr.	6-1	220	Middletown, N.J. / Middletown South
10	Tae'Sean Robinson	WR	Fr.	6-0	188	Tampa, Fla. / Sumner
10	Blake Matthews	BAN	5th	6-2	215	Villa Rica, Ga. / Bremen (Troy)
11	EJ Archield Jr.	QB	So.	6-4	215	Tampa, Fla. / Gaither
11	Jawarren Corbin	LB	Sr.	6-1	235	Wildwood, Fla. / South Sumter (Iowa Central CC)
12	Josh Humes	TE	Sr.	6-1	230	Hernando, Miss. / Hernando (Coastal Carolina)
13	Ty Salazer	WR	So.	5-11	171	State College, Pa. / State College Area
13	Noah Matthews	DE	5th	6-5	255	Bridgeville, Del. / Woodbridge (Kentucky)
14	Donovan Lewis	WR	Sr.	5-9	190	Westminster, Md. / Calvert Hall
14	James Steel	DE	So.	6-4	285	Swedesboro, N.J. / Caravel Academy (UAB)
15	Rowen Walsh	TE	Fr.	6-5	240	Annapolis, Md. / Our Lady of Good Counsel
15	Gevaris Lassiter	LB	So.	6-2	215	Upper Marlboro, Md. / Bishop McNamara
16	Braden Streeter	QB	Jr.	6-2	215	Franklin, Tenn. / Christian Presbyterian Academy
16	Noah Jefferson	S	So.	6-2	194	Hampton, Va. / Phoebus
17	Emmanuel Doku	WR	So.	6-5	210	Willingboro, N.J. / Holy Cross Prep
18	Sean Wilson	WR	Jr.	6-0	190	Alpharetta, Ga. / Alpharetta
18	Jamarion Kolagbodi	CB	So.	6-0	180	Fort Wayne, Ind. / Snider
19	Sean Sutherland	QB	Fr.	6-2	184	Potomac Falls, Va. / The Potomac School
19	Kevin Moore	S	Fr.	6-1	195	Coram, N.Y. / St. Anthony's
20	Jalen Bell	BAN	Jr.	6-2	192	Kissimmee, Fla. / Osceola (LIU)
21	Viron Ellison Jr.	RB	Jr.	6-0	212	Dallas, Texas / Lewisville (Tulsa)
21	Trent Gummer	CB	Fr.	5-10	175	Orlando, Fla. / Bishop Moore Catholic
22	Dorian Rutledge	S	Fr.	6-2	185	Chester, Pa. / Middletown (Del.)
23	Shawn Church Jr.	CB	Fr.	6-3	195	Virginia Beach, Va. / Green Run
24	Jalen Ross	CB	So.	6-0	180	Jacksonville, Fla. / The Bolles School
25	Jared Porter	RB	So.	5-7	187	Harrisburg, Pa. / Central Dauphin East
25	Azir Lee	CB	So.	6-0	180	Camden, N.J. / Camden
26	Greg Spiller	RB	Jr.	5-10	205	Ashburn, Va. / John Champe
27	Jo Silver	RB	5th	5-10	200	Washington Township, N.J. / Washington Township
27	AJ Graham	S	So.	6-1	205	Mooresville, N.C. / Mooresville
28	NaKeem Powell	RB	Fr.	6-0	200	Sicklerville, N.J. / Winslow Township
28	Quincy Smith	DT	Jr.	6-1	280	Atlanta, Ga. / Shiloh (Lenoir-Rhyne)
29	George Mullins	S	So.	6-3	190	Webster, Fla. / South Sumter (Michigan State)
30	Reginald Lea II	RB	Fr.	5-10	220	Newark, Del. / Appoquinimink
30	Jaylen Mack	CB	Jr.	5-9	170	Douglasville, Ga. / Alexander (Sewanee)
31	Tucker Smack	K	Sr.	5-11	174	Severna Park, Md. / Severna Park (Salisbury)
32	Joseph Zamot	LB	Fr.	6-0	215	Millville, N.J. / The Lawrenceville School
33	Trace Scott III	DT	Jr.	6-4	275	Orlando, Fla. / Timber Creek
34	Naseem Tention	RB	Fr.	5-11	185	Baltimore, Md. / Arundel
34	Walter Anderson	CB	Fr.	5-10	159	Philadelphia, Pa. / Commonwealth Charter Academy
35	Gavin Moul	LB	Sr.	6-0	227	Bethel Park, Pa. / Bethel Park
36	Nasir Eatmon	S	So.	6-0	190	Washington, D.C. / North Point
37	Dillon Griffith	BAN	So.	6-0	195	Newark, Del. / Appoquinimink
38	Derrick Phillips Jr.	CB	Sr.	6-0	170	Hainesport, N.J. / Moorestown Friends School
39	Josh Cupitt	P	6th	5-11	185	Reading, Pa. / Exeter Township (Towson)
40	Scott Moore	TE	So.	6-5	250	Girard, Kan. / Girard

ALPHABETICAL

#	NAME	POS.
8	Jaquise Alexander	CB
2	Kahlil Ali	S
78	Bentley Allen II	OL
34	Walter Anderson	CB
11	EJ Archield Jr.	QB
20	Jalen Bell	BAN
7	Tyler Bell	QB
81	Jake Blum	WR
94	Collier Book	OL
86	Jaxson Bowman	TE
52	Dominick Brogna	DT
43	Luke Brown	WR
74	Tyler Burnham	OL
62	Anthony Caccese	OL
23	Shawn Church Jr.	CB
91	Christian Corbin	DT
11	Jawarren Corbin	LB
6	Kshawn Cox Jr.	CB
42	Wayne Cunningham Jr.	LB
39	Josh Cupitt	P
4	Demarco Daniels	LB
89	Brandon DeAngelo	WR
61	Steven Demboski	OL
17	Emmanuel Doku	WR
36	Nasir Eatmon	S
79	Jaiden Edwards	OL
21	Viron Ellison Jr.	RB
45	Luke Epstein	LS
90	Noah Frazier	DT
9	Colin Gallagher	LB
57	Gehret Gentzyel	LB
3	Brandon Gorham	DE
27	AJ Graham	S
0	Bryson Graves	WR
87	Carson Griffin	WR
37	Dillon Griffith	BAN
21	Trent Gummer	CB
47	Yamdry Hernandez	DE
12	Josh Humes	TE
16	Noah Jefferson	S
5	Dannell Jester Jr.	S
67	Mustafa Kanneh	OL
18	Jamarion Kolagbodi	CB
99	Austin LaBellman	P
15	Gevaris Lassiter	LB
30	Reginald Lea II	RB
25	Azir Lee	CB
14	Donovan Lewis	WR
5	Da'Wain Lofton	WR
30	Jaylen Mack	CB
96	Dylan Mann	DT
10	Blake Matthews	BAN
13	Noah Matthews	DE
80	Matthew McKinley-Daniels	WR
59	Patrick Methlie	OL
54	Tysean Milligan Jr.	LB
4	Nick Minicucci	QB
19	Kevin Moore	S

#	NAME	POS.	YR.	HT.	WT.	HOMETOWN/HIGH SCHOOL (PREV. SCHOOL)
41	David Oravetz	TE	Fr.	6-4	245	East Greenwich, N.J. / Kingsway Regional
42	Wayne Cunningham Jr.	LB	Fr.	6-2	220	Clearwater, Fla. / Clearwater
43	Luke Brown	WR	Jr.	5-10	180	Marlton, N.J. / Cherokee
44	Kaeden Singleton	DE	Jr.	6-3	250	Lawrence, Pa. / Canon McMillan
45	Luke Epstein	LS	Fr.	5-10	183	St. Charles, Ill. / St. Charles North
46	Julius Puryear	LB	So.	6-2	220	Stuart, Fla. / Jensen Beach
47	Yamdry Hernandez	DE	So.	6-3	242	Atlantic City, N.J. / Atlantic City Institute of Technology
49	Maddox Sills	LS	So.	6-5	230	Benson, N.C. / South Johnston
51	Chandler Telfaire	OL	So.	6-4	305	Garner, N.C. / Enloe Magnet
52	Miles Muldrow	OL	Fr.	6-5	275	Franklin Township, N.J. / Franklin
52	Dominick Brogna	DT	5th	6-2	300	Bayville, N.J. / Bergen Catholic
53	Carson Shockley	DT	Jr.	6-2	245	Jacksonville, Fla. / The Bolles School
54	Tysean Milligan Jr.	LB	Sr.	5-11	235	Dover, Del. / Dover (Stevenson)
55	Dylan Stewart	OL	So.	6-4	314	Burlington, Ky. / Conner
57	Gehret Gentzyel	LB	Fr.	6-2	215	York, Pa. / York Suburban
59	Patrick Methlie	OL	6th	6-3	305	Avondale, Pa. / Salesianum (West Chester)
60	Carter Sareyka	OL	Jr.	6-5	315	Newark, Del. / Red Lion Christian
61	Steven Demboski	OL	5th	6-4	305	Hillsdale, N.J. / Pascack Valley
62	Anthony Caccese	OL	Sr.	6-6	305	Reading, Pa. / Exeter Township
65	Wahkeem Roman	OL	6th	6-6	315	Elizabeth, N.J. / Highlands (Notre Dame College)
67	Mustafa Kanneh	OL	5th	6-4	320	Columbus, Ohio / Westerville Central (Tiffin/Notre Dame College)
71	Brandon Truszkowski	OL	Fr.	6-7	300	Hatfield, Pa. / Germantown Academy
74	Tyler Burnham	OL	Jr.	6-6	320	Long Branch, N.J. / Red Bank Catholic
75	Noah Rosahac	OL	Jr.	6-5	300	Jim Thorpe, Pa. / Jim Thorpe (Syracuse)
77	Jack Small	OL	Jr.	6-8	310	Northvale, N.J. / Northern Valley Regional at Old Tappen (Duke)
78	Bentley Allen II	OL	So.	6-5	325	Bowie, Md. / DeMatha Catholic
79	Jaiden Edwards	OL	Fr.	6-5	275	Fredericksburg, Va. / Cortland
80	Matthew McKinley-Daniels	WR	Jr.	6-0	185	Gainesville, Fla. / Hawthorne
81	Jake Blum	WR	Fr.	6-1	193	Northfield, N.J. / Mainland Regional
83	Calvin Thomas	WR	So.	6-2	190	Gainesville, Fla. / Gainesville
84	Ashton Navarrete	WR	5th	5-9	180	Hawthorne, N.J. / Hawthorne (Husson)
85	Jackson Whitacre	TE	Jr.	6-4	245	Oceanport, N.J. / Shore Regional
86	Jaxson Bowman	TE	So.	6-5	255	Cherry Hill, N.J. / Cherry Hill East
87	Carson Griffin	WR	Fr.	6-2	185	Lynn Haven, Fla. / A. Crawford Mosley
88	Elijah Sessoms	TE	5th	6-4	250	Dover, Del. / Dover
88	Sam Siafa	DE	5th	6-4	300	Downingtown, Pa. / Downingtown West (Penn State)
89	Brandon DeAngelo	WR	Fr.	5-10	170	Philadelphia, Pa. / Pope John Paul II
89	Nate Ray	DE	Sr.	6-2	255	Wilmington, Del. / Salesianum
90	Noah Frazier	DT	Fr.	6-2	270	Spring Hill, Fla. / Cheshire Academy
91	Christian Corbin	DT	Fr.	6-2	292	Newport News, Va. / Warwick
92	Kason Mullis	K	Fr.	6-4	193	Bartow, Fla. / Jones
94	Collier Book	OL	Fr.	6-5	275	Dauphin, Pa. / Central Dauphin
96	Dylan Mann	DT	Sr.	6-1	310	Atlanta, Ga. / North Cobb (Troy)
99	Austin LaBellman	P	Fr.	6-3	205	Maitland, Fla. / Winter Park

PRO-NUN-SEE-AY-SHUNS

#0	Q'yaier Price	quwhy-AIR
#1	Brandon Rehmann	RAY-min
#2	Kahlil Ali	KAH-leal AH-lee
#2	Riley Trujillo	truh-HE-oh
#3	Kaderris Roberts	kuh-DARE-iss
#4	Nick Minicucci	min-uh-KOO-chee
#5	Da'Wain Lofton	day-WAN
#6	Kshawn Cox Jr.	KAY-shawn
#7	KT Seay	SAY
#8	Jaquise Alexander	jay-KEESE
#11	EJ Archield Jr.	are-SHIELD
#11	Jawarren Corbin	JUH-wharr-in
#13	Ty Salazer	suh-LAZ-err
#15	Gevaris Lassiter	juh-VAR-is
#17	Emmanuel Doku	EE-man-you-uhl doe-KOO
#18	Jamarion Kolagbodi	JUH-mar-ee-on CAL-uh-bow-dee
#21	Viron Ellison Jr.	VYE-rin
#25	Azir Lee	AH-zear
#30	Reginald Lea II	LEE
#34	Naseem Tention	NAH-seem
#35	Gavin Moul	mole
#36	Nasir Eatmon	NAH-sear
#41	David Oravetz	or-VETZ
#52	Dominick Brogna	br-OWN-yuh
#57	Gehret Gentzyel	Garrett GEN-sull (soft g)
#60	Carter Sareyka	suh-WRECK-uh
#61	Steven Demboski	dem-BAH-ski
#62	Anthony Caccese	cuh-CHAY-zee
#67	Mustafa Kanneh	moo-STAH-fuh KAH-neh
#71	Brandon Truszkowski	truz-COW-ski
#75	Noah Rosahac	row-SHACK
#85	Jackson Whitacre	WHIT-uh-ker
#88	Sam Siafa	SEE-ay-fuh

#	NAME	POS.
40	Scott Moore	TE
35	Gavin Moul	LB
52	Miles Muldrow	OL
29	George Mullins	S
92	Kason Mullis	K
84	Ashton Navarrete	WR
41	David Oravetz	TE
38	Derrick Phillips Jr.	CB
25	Jared Porter	RB
28	NaKeem Powell	RB
0	Q'yaeir Price	DE
46	Julius Puryear	LB
89	Nate Ray	DE
1	Brandon Rehmann	WR
3	Kaderris Roberts	RB
10	Tae'Sean Robinson	WR
65	Wahkeem Roman	OL
75	Noah Rosahac	OL
24	Jalen Ross	CB
22	Dorian Rutledge	S
13	Ty Salazer	WR
60	Carter Sareyka	OL
33	Trace Scott III	DT
7	KT Seay	S
88	Elijah Sessoms	TE
53	Carson Shockley	DT
88	Sam Siafa	DE
49	Maddox Sills	LS
27	Jo Silver	RB
44	Kaeden Singleton	DE
31	Tucker Smack	K
77	Jack Small	OL
28	Quincy Smith	DT
26	Greg Spiller	RB
14	James Steel	DE
55	Dylan Stewart	OL
16	Braden Streeter	QB
19	Sean Sutherland	QB
51	Chandler Telfaire	OL
34	Naseem Tention	RB
83	Calvin Thomas	WR
2	Riley Trujillo	QB
71	Brandon Truszkowski	OL
6	Nick Tyree	WR
15	Rowen Walsh	TE
85	Jackson Whitacre	TE
18	Sean Wilson	WR
32	Joseph Zamot	LB

HEAR OUR NAMES

2026 DELAWARE **ROSTER BREAKDOWN**

QUARTERBACKS (6)

2	Riley Trujillo	QB	Jr.	6-4	215	St. Johns, Fla. / Bartram Trail (UCF)
4	Nick Minicucci	QB	Sr.	6-2	215	Midland Park, N.J. / Don Bosco Prep
7	Tyler Bell	QB	Fr.	6-1	195	East Rutherford, N.J. / St. Peter's Prep
11	EJ Archield Jr.	QB	So.	6-4	215	Tampa, Fla. / Gaither
16	Braden Streeter	QB	Jr.	6-2	215	Franklin, Tenn. / Christian Presbyterian Academy
19	Sean Sutherland	QB	Fr.	6-2	184	Potomac Falls, Va. / The Potomac School

RUNNING BACKS (8)

3	Kaderris Roberts	RB	5th	5-9	175	Zellwood, Fla. / Orangewood Christian (Bowling Green/Stetson)
21	Viron Ellison Jr.	RB	Jr.	6-0	212	Dallas, Texas / Lewisville (Tulsa)
25	Jared Porter	RB	So.	5-7	187	Harrisburg, Pa. / Central Dauphin East
26	Greg Spiller	RB	Jr.	5-10	205	Ashburn, Va. / John Champe
27	Jo Silver	RB	5th	5-10	200	Washington Township, N.J. / Washington Township
28	NaKeem Powell	RB	Fr.	6-0	200	Sicklerville, N.J. / Winslow Township
30	Reginald Lea II	RB	Fr.	5-10	220	Newark, Del. / Appoquinimink
34	Naseem Tention	RB	Fr.	5-11	185	Baltimore, Md. / Arundel

WIDE RECEIVERS (16)

0	Bryson Graves	WR	Jr.	5-10	177	Florence, S.C. / West Florence (Coastal Carolina)
1	Brandon Rehmann	WR	Jr.	6-0	190	Blackwood, N.J. / St. Joseph's Prep (West Virginia)
5	Da'Wain Lofton	WR	6th	5-11	190	Fort Worth, Texas / North Side (Oklahoma State/Virginia Tech)
6	Nick Tyree	WR	Jr.	5-8	182	Chester, Va. / Thomas Dale
10	Tae'Sean Robinson	WR	Fr.	6-0	188	Tampa, Fla. / Sumner
13	Ty Salazer	WR	So.	5-11	171	State College, Pa. / State College Area
14	Donovan Lewis	WR	Sr.	5-9	190	Westminster, Md. / Calvert Hall
17	Emmanuel Doku	WR	So.	6-5	210	Willingboro, N.J. / Holy Cross Prep
18	Sean Wilson	WR	Jr.	6-0	190	Alpharetta, Ga. / Alpharetta
43	Luke Brown	WR	Jr.	5-10	180	Marlton, N.J. / Cherokee
80	Matthew McKinley-Daniels	WR	Jr.	6-0	185	Gainesville, Fla. / Hawthorne
81	Jake Blum	WR	Fr.	6-1	193	Northfield, N.J. / Mainland Regional
83	Calvin Thomas	WR	So.	6-2	190	Gainesville, Fla. / Gainesville
84	Ashton Navarrete	WR	5th	5-9	180	Hawthorne, N.J. / Hawthorne (Husson)
87	Carson Griffin	WR	Fr.	6-2	185	Lynn Haven, Fla. / A. Crawford Mosley
89	Brandon DeAngelo	WR	Fr.	5-10	170	Philadelphia, Pa. / Pope John Paul II

TIGHT ENDS (7)

12	Josh Humes	TE	Sr.	6-1	230	Hernando, Miss. / Hernando (Coastal Carolina)
15	Rowen Walsh	TE	Fr.	6-5	240	Annapolis, Md. / Our Lady of Good Counsel
40	Scott Moore	TE	So.	6-5	250	Girard, Kan. / Girard
41	David Oravetz	TE	Fr.	6-4	245	East Greenwich, N.J. / Kingsway Regional
85	Jackson Whitacre	TE	Jr.	6-4	245	Oceanport, N.J. / Shore Regional
86	Jaxson Bowman	TE	So.	6-5	255	Cherry Hill, N.J. / Cherry Hill East
88	Elijah Sessoms	TE	5th	6-3	250	Dover, Del. / Dover

OFFENSIVE LINE (16)

51	Chandler Telfaire	OL	So.	6-4	305	Garner, N.C. / Enloe Magnet
52	Miles Muldrow	OL	Fr.	6-5	275	Franklin Township, N.J. / Franklin
55	Dylan Stewart	OL	So.	6-4	314	Burlington, Ky. / Conner
59	Patrick Methlie	OL	6th	6-3	305	Avondale, Pa. / Salesianum (West Chester)
60	Carter Sareyka	OL	Jr.	6-5	315	Newark, Del. / Red Lion Christian
61	Steven Demboski	OL	5th	6-4	305	Hillsdale, N.J. / Pascack Valley
62	Anthony Caccese	OL	Sr.	6-6	305	Reading, Pa. / Exeter Township Senior
65	Wahkeem Roman	OL	6th	6-6	315	Elizabeth, N.J. / Highlands (Notre Dame College)
67	Mustafa Kanneh	OL	5th	6-4	320	Columbus, Ohio / Westerville Central (Tiffin/Notre Dame College)
71	Brandon Truszkowski	OL	Fr.	6-7	300	Hatfield, Pa. / Germantown Academy
74	Tyler Burnham	OL	Jr.	6-6	320	Long Branch, N.J. / Red Bank Catholic
75	Noah Rosahac	OL	Jr.	6-5	300	Jim Thorpe, Pa. / Jim Thorpe (Syracuse)
77	Jack Small	OL	Jr.	6-8	310	Northvale, N.J. / Northern Valley Regional at Old Tappen (Duke)
78	Bentley Allen II	OL	So.	6-5	325	Bowie, Md. / DeMatha Catholic
79	Jaiden Edwards	OL	Fr.	6-5	275	Fredericksburg, Va. / Cortland
94	Collier Book	OL	Fr.	6-5	275	Dauphin, Pa. / Central Dauphin

GEOGRAPHICAL

Delaware (8)

6	Kshawn Cox Jr.	CB
37	Dillon Griffith	BAN
30	Reginald Lea II	RB
13	Noah Matthews	DE
54	Tysean Milligan Jr.	LB
89	Nate Ray	DE
60	Carter Sareyka	OL
88	Elijah Sessoms	TE

Florida (21)

8	Jaquise Alexander	CB
11	EJ Archield Jr.	QB
20	Jalen Bell	BAN
11	Jawarren Corbin	LB
42	Wayne Cunningham Jr.	LB
4	Demarco Daniels	LB
90	Noah Frazier	DT
87	Carson Griffin	WR
21	Trent Gummer	CB
99	Austin LaBellman	P
80	Matthew McKinley-Daniels	WR
29	George Mullins	S
92	Kason Mullis	K
46	Julius Puryear	LB
3	Kaderris Roberts	RB
10	Tae'Sean Robinson	WR
24	Jalen Ross	CB
33	Trace Scott III	DT
53	Carson Shockley	DT
83	Calvin Thomas	WR
2	Riley Trujillo	QB

Georgia (6)

5	Dannell Jester Jr.	S
30	Jaylen Mack	CB
96	Dylan Mann	DT
10	Blake Matthews	BAN
28	Quincy Smith	DT
18	Sean Wilson	WR

Illinois (1)

45	Luke Epstein	LS

Indiana (1)

18	Jamarion Kolagbodi	CB

Kansas (1)

40	Scott Moore	TE

Kentucky (1)

55	Dylan Stewart	OL

Maryland (7)

78	Bentley Allen II	OL
3	Brandon Gorham	DE
15	Gevaris Lassiter	LB
14	Donovan Lewis	WR
31	Tucker Smack	K
34	Naseem Tention	RB
15	Rowen Walsh	TE

Mississippi (1)

12	Josh Humes	TE

North Carolina (3)

27	AJ Graham	S
49	Maddox Sills	LS
51	Chandler Telfaire	OL

DEFENSIVE ENDS (8)

0	Q'yaeir Price	DE	Sr.	6-2	245	Paterson, N.J. / DePaul Catholic (Rutgers)
3	Brandon Gorham	DE	So.	6-3	245	Odenton, Md. / Arundel
13	Noah Matthews	DE	5th	6-5	255	Bridgeville, Del. / Woodbridge (Kentucky)
14	James Steel	DE	So.	6-4	285	Swedesboro, N.J. / Caravel Academy (UAB)
44	Kaeden Singleton	DE	Jr.	6-3	250	Lawrence, Pa. / Canon McMillan
47	Yamdry Hernandez	DE	So.	6-3	242	Atlantic City, N.J. / Atlantic City Institute of Technology
88	Sam Siafa	DE	5th	6-4	300	Downingtown, Pa. / Downingtown West (Penn State)
89	Nate Ray	DE	Sr.	6-2	255	Wilmington, Del. / Salesianum

DEFENSIVE TACKLES (7)

28	Quincy Smith	DT	Jr.	6-1	280	Atlanta, Ga. / Shiloh (Lenoir-Rhyne)
33	Trace Scott III	DT	Jr.	6-4	275	Orlando, Fla. / Timber Creek
52	Dominick Brogna	DT	5th	6-2	300	Bayville, N.J. / Bergen Catholic
53	Carson Shockley	DT	Jr.	6-2	245	Jacksonville, Fla. / The Bolles School
90	Noah Frazier	DT	Fr.	6-2	270	Spring Hill, Fla. / Cheshire Academy
91	Christian Corbin	DT	Fr.	6-2	292	Newport News, Va. / Warwick
96	Dylan Mann	DT	Sr.	6-1	310	Atlanta, Ga. / North Cobb (Troy)

LINEBACKERS (10)

4	Demarco Daniels	LB	Fr.	6-1	215	Hawthorne, Fla. / Eastside
9	Colin Gallagher	LB	Jr.	6-1	220	Middletown, N.J. / Middletown South
11	Jawarren Corbin	LB	Sr.	6-1	235	Wildwood, Fla. / South Sumter (Iowa Central CC)
15	Gevaris Lassiter	LB	So.	6-2	215	Upper Marlboro, Md. / Bishop McNamara
32	Joseph Zamot	LB	Fr.	6-0	215	Millville, N.J. / The Lawrenceville School
35	Gavin Moul	LB	Sr.	6-0	227	Bethel Park, Pa. / Bethel Park
42	Wayne Cunningham Jr.	LB	Fr.	6-2	220	Clearwater, Fla. / Clearwater
46	Julius Puryear	LB	So.	6-2	220	Stuart, Fla. / Jensen Beach
54	Tysean Milligan Jr.	LB	Sr.	5-11	235	Dover, Del. / Dover (Stevenson)
57	Gehret Gentzyel	LB	Fr.	6-2	215	York, Pa. / York Suburban

BANDITS (3)

10	Blake Matthews	BAN	5th	6-2	215	Villa Rica, Ga. / Bremen (Troy)
20	Jalen Bell	BAN	Jr.	6-2	192	Kissimmee, Fla. / Osceola (LIU)
37	Dillon Griffith	BAN	So.	6-0	195	Newark, Del. / Appoquinimink

CORNERBACKS (10)

6	Kshawn Cox Jr.	CB	Sr.	5-10	180	Bridgeville, Del. / Wise [Md.]
8	Jaquise Alexander	CB	5th	5-11	175	Tampa, Fla. / Tampa Catholic (North Dakota State)
18	Jamarion Kolagbodi	CB	So.	6-0	180	Fort Wayne, Ind. / Snider
21	Trent Gummer	CB	Fr.	5-10	175	Orlando, Fla. / Bishop Moore Catholic
23	Shawn Church Jr.	CB	Fr.	6-3	195	Virginia Beach, Va. / Green Run
24	Jalen Ross	CB	So.	6-0	180	Jacksonville, Fla. / The Bolles School
25	Azir Lee	CB	So.	6-0	180	Camden, N.J. / Camden
30	Jaylen Mack	CB	Jr.	5-9	170	Douglasville, Ga. / Alexander (Sewanee)
34	Walter Anderson	CB	Fr.	5-10	159	Philadelphia, Pa. / Commonwealth Charter Academy
38	Derrick Phillips Jr.	CB	Sr.	6-0	170	Hainesport, N.J. / Moorestown Friends School

SAFETIES (9)

2	Kahlil Ali	S	Sr.	6-1	200	Pennsauken, N.J. / Pennsauken (Boston College)
5	Dannell Jester Jr.	S	Fr.	6-0	185	Meigs, Ga. / Thomas County Central
7	KT Seay	S	Sr.	6-2	190	Norfolk, Va. / Maury
16	Noah Jefferson	S	So.	6-2	194	Hampton, Va. / Phoebus
19	Kevin Moore	S	Fr.	6-1	195	Coram, N.Y. / St. Anthony's
22	Dorian Rutledge	S	Fr.	6-2	185	Chester, Pa. / Middletown [Del.]
27	AJ Graham	S	So.	6-1	205	Mooresville, N.C. / Mooresville
29	George Mullins	S	So.	6-3	190	Webster, Fla. / South Sumter (Michigan State)
36	Nasir Eatmon	S	So.	6-0	190	Washington, D.C. / North Point

SPECIALISTS (6)

31	Tucker Smack	K	Sr.	5-11	174	Severna Park, Md. / Severna Park (Salisbury)
39	Josh Cupitt	P	6th	5-11	185	Reading, Pa. / Exeter Township (Towson)
45	Luke Epstein	LS	Fr.	5-10	183	St. Charles, Ill. / St. Charles North
49	Maddox Sills	LS	So.	6-5	230	Benson, N.C. / South Johnston
92	Kason Mullis	K	Fr.	6-4	193	Bartow, Fla. / Jones
99	Austin LaBellman	P	Fr.	6-3	205	Maitland, Fla. / Winter Park

New Jersey (26)

2	Kahlil Ali	S
7	Tyler Bell	QB
81	Jake Blum	WR
86	Jaxson Bowman	TE
52	Dominick Brogna	DT
43	Luke Brown	WR
74	Tyler Burnham	OL
61	Steven Demboski	OL
17	Emmanuel Doku	WR
9	Colin Gallagher	LB
47	Yamdry Hernandez	DE
25	Azir Lee	CB
4	Nick Minicucci	QB
52	Miles Muldrow	OL
84	Ashton Navarrete	WR
41	David Oravetz	TE
38	Derrick Phillips Jr.	CB
28	NaKeem Powell	RB
0	Q'yaeir Price	DE
1	Brandon Rehmann	WR
65	Wahkeem Roman	OL
27	Jo Silver	RB
77	Jack Small	OL
14	James Steel	DE
85	Jackson Whitacre	TE
32	Joseph Zamot	LB

New York (1)

19	Kevin Moore	S

Ohio (1)

67	Mustafa Kanneh	OL

Pennsylvania (15)

34	Walter Anderson	CB
94	Collier Book	OL
62	Anthony Caccese	OL
39	Josh Cupitt	P
89	Brandon DeAngelo	WR
57	Gehret Gentzyel	LB
59	Patrick Methlie	OL
35	Gavin Moul	LB
25	Jared Porter	RB
75	Noah Rosahac	OL
22	Dorian Rutledge	S
13	Ty Salazer	WR
88	Sam Siafa	DE
44	Kaeden Singleton	DE
71	Brandon Truszkowski	OL

South Carolina (1)

0	Bryson Graves	WR

Tennessee (1)

16	Braden Streeter	QB

Texas (2)

21	Viron Ellison Jr.	RB
5	Da'Wain Lofton	WR

Virginia (8)

23	Shawn Church Jr.	CB
91	Christian Corbin	DT
79	Jaiden Edwards	OL
16	Noah Jefferson	S
7	KT Seay	S
26	Greg Spiller	RB
19	Sean Sutherland	QB
6	Nick Tyree	WR

Washington D.C. (1)

36	Nasir Eatmon	S

ROSTER BY CLASS

SIXTH YEAR (4)
Josh Cupitt
Da'Wain Lofton
Patrick Methlie
Wahkeem Roman

FIFTH YEAR (11)
Jaquise Alexander
Dominick Brogna
Steven Demboski
Mustafa Kanneh
Blake Matthews
Noah Matthews
Ashton Navarrete
Kaderris Roberts
Elijah Sessoms
Sam Siafa
Jo Silver

SENIORS (15)
Kahlil Ali
Anthony Caccese
Jawarren Corbin
Kshawn Cox Jr.
Josh Humes
Donovan Lewis
Dylan Mann
Tysean Milligan Jr.
Nick Minicucci
Gavin Moul
Derrick Phillips Jr.
Q'yaeir Price
Nate Ray
KT Seay
Tucker Smack

JUNIORS (22)
Jalen Bell
Luke Brown
Tyler Burnham
Viron Ellison Jr.
Colin Gallagher
Bryson Graves
Jaylen Mack
Matthew McKinley-Daniels
Brandon Rehmann
Noah Rosahac
Carter Sareyka
Trace Scott III
Carson Shockley
Kaeden Singleton
Jack Small
Quincy Smith
Greg Spiller
Braden Streeter
Riley Trujillo
Nick Tyree
Jackson Whitacre
Sean Wilson

SOPHOMORES (24)
Bentley Allen II
EJ Archield Jr.
Jaxson Bowman
Emmanuel Doku
Nasir Eatmon
Brandon Gorham
AJ Graham
Dillon Griffith
Yamdry Hernandez
Noah Jefferson
Jamarion Kolagbodi
Gervaris Lassiter
Azir Lee
Scott Moore
George Mullins
Jared Porter
Julius Puryear
Jalen Ross
Ty Salazer
Maddox Sills
James Steel
Dylan Stewart
Chandler Telfaire
Calvin Thomas

FRESHMEN (30)
Walter Anderson
Tyler Bell
Jake Blum
Collier Book
Shawn Church Jr.
Christian Corbin
Wayne Cunningham Jr.
Demarco Daniels
Brandon DeAngelo
Jaiden Edwards
Luke Epstein
Noah Frazier
Gehret Gentzyel
Carson Griffin
Trent Gummer
Dannell Jester Jr.
Austin LaBellman
Reginald Lea II
Kevin Moore
Miles Muldrow
Kason Mullis
David Oravetz
NaKeem Powell
Tae'Sean Robinson
Dorian Rutledge
Sean Sutherland
Naseem Tention
Brandon Truszkowski
Rowen Walsh
Joseph Zamot

NAME GAME

BRANDON (4)
DeAngelo
Gorham
Rehmann
Truszkowski

CARSON (2)
Griffin
Shockley

DYLAN/DILLON (3)
Griffith
Mann
Stewart

JACKSON/JAXSON (2)
Bowman
Whitacre

JALEN (2)
Bell
Ross

JOSH (2)
Cupitt
Humes

LUKE (2)
Brown
Epstein

NICK (2)
Minicucci
Tyree

NOAH (4)
Frazier
Jefferson
Matthews
Rosahac

SEAN/SHAWN (3)
Church Jr.
Sutherland
Wilson

TYLER (2)
Bell
Burnham

BELL (2)
Jalen
Tyler

CORBIN (2)
Christian
Jawarren

LEA/LEE (2)
Reginald
Azier

MATTHEWS (2)
Blake
Noah

MOORE (2)
Kevin
Scott

JR./II/III (11)
Bentley Allen II
EJ Archield Jr.
Shawn Church Jr.
Kshawn Cox Jr.
Wayne Cunningham Jr.
Viron Ellison Jr.
Dannell Jester Jr.
Reginald Lea II
Tysean Milligan Jr.
Derrick Phillips Jr.
Trace Scott III

SCHOOL PRIDE

COASTAL CAROLINA (2)
Bryson Graves
Josh Humes

NOTRE DAME COLLEGE (2)
Mustafa Kanneh
Wahkeem Roman

TROY (2)
Blake Matthews
Dylan Mann

APPOQUINIMINK (2)
Dillon Griffith
Reginald Lea II

ARUNDEL (2)
Brandon Gorham
Naseem Tention

DOVER (2)
Tysean Milligan Jr.
Elijah Sessoms

EXETER TOWNSHIP (2)
Anthony Caccese
Josh Cupitt

HAWTHORNE (2)
Ashton Navarrete
Matthew McKinley-Daniels

SALESIANUM (3)
Patrick Methlie
Nate Ray

SOUTH SUMTER (2)
Jawarren Corbin
George Mullins

THE BOLLES SCHOOL (2)
Jalen Ross
Carson Shockley

HOMETOWN HEROES

ATLANTA, GA (2)
Dylan Mann
Quincy Smith

BRIDGEVILLE, DE (2)
Kshawn Cox Jr.
Noah Matthews

DOVER, DE (2)
Tysean Milligan Jr.
Elijah Sessoms

GAINESVILLE, FL (2)
Matthew McKinley-Daniels
Calvin Thomas

JACKSONVILLE, FL (2)
Jalen Ross
Carson Shockley

NEWARK, DE (3)
Dillon Griffith
Reginald Lea II
Carter Sareyka

ORLANDO, FL (2)
Trent Gummer
Trace Scott III

PHILADELPHIA, PA (2)
Walter Anderson
Brandon DeAngelo

READING, PA (2)
Anthony Caccese
Josh Cupitt

TAMPA, FL (3)
Jaquise Alexander
EJ Archield Jr.
Tae'Sean Robinson



HEAD COACH RYAN CARTY

Hometown: Branchburg, N.J.
High School: Somerville
Alma Mater: Delaware '06
Degree: Management
Year in Coaching: 20th in 2025 (Fifth as head coach at UD)
Wife: Katie

NOTABLE HIGHLIGHTS

2003 FCS National Champion
2006 Team Captain
2020 FCS National Champion
2020 Southland Conf. Champion
2021 FCS Coordinator of the Year
2021 Western Athletic Conf. Champ.
2026 68 Ventures Bowl Champion

AS DELAWARE HEAD COACH

Year	5th in 2026
Overall Record	39-22
Home	27-5
Away	11-17
Neutral	1-0
vs. Top 25 Teams	0-1
vs. Top 10/Top 5 Teams	0-1/0-0
In CUSA Games	8-7

CARTY YEAR-BY-YEAR

YEAR	W-L	PCT.	CONF
2022	8-5	.615	4-4
2023	9-4	.692	6-2
2024	9-2	.818	6-2
2025	7-6	.538	4-4
2026	6-5	.545	4-3
TOTAL	**39-22**	**.639**	**24-15**

First career win: 14-7 at Navy 9/3/22
Program's First FBS win as FBS: 44-41 OT vs UConn 9/13/25
First CUSA win: 38-16 at FIU 9/20/25
Postseason: 2-2 in FCS Playoffs, 1-0 in FBS Bowl Games

HEAD COACH RYAN CARTY

A 2006 University of Delaware alum and member of the 2003 national championship team, Ryan Carty was named the head football coach in December 2021.

In January 2025, Carty signed an extension that will keep him in Newark through the 2030 season.

During Carty's tenure at Delaware, he has produced 45 all-conference honorees and seven All-Americans. The program has also been successful off the field with 301 conference academic honor roll selections, 22 CSC Academic All-District selections, and three Campbell Trophy Award semifinalists.

Carty was at the helm of the 2025 Fightin' Blue Hens' staff that oversaw the transition to the FBS and won the 68 Ventures Bowl in Delaware's first-FBS season to become just the second first-year FBS program to win a bowl game. The Hens' first season at the FBS level saw incredible offensive success, finishing first in Conference USA in passing offense and seventh in the country (292.5), first in total offense (411.6), and second in scoring offense (29.0).

Entering 2026, the Blue & Gold have gone 33-17 under Carty. In his first two seasons, the team won a FCS First Round game. From 2022-24, UD had at least eight wins in three-straight years for the first time since the 1995-97 seasons, and the nine wins in both 2023 and 2024 marked the first back-to-back nine-win seasons since 2003-04. Delaware's win over Rhode Island in 2024 was Carty's 25th career victory, tying him with David Nelson for the third-fastest Delaware coach to reach 25 wins. The Hens have scored at least 40 points on 16 occasions and surpassed 400 total yards 26 times, including 13 games with 500-plus.

Prior to being named the head coach at his alma mater, Carty spent four seasons as the offensive coordinator at Sam Houston. He was named the FCS Coordinator of the Year by FootballScoop.com and to Dave Campbell's Texas Football's "Top 40 Coaches Under 40" list, Carty played an instrumental part in Sam Houston winning the 2020 FCS National Championship as well as advancing to the 2021 FCS quarterfinals.

Carty's offense helped lead Sam Houston to a 34-10 record from 2018-21 and a 21-1 mark in his final two seasons. During his four-year stint with Sam Houston, the Bearkats advanced to the playoffs in back-to-back years and won two conference titles.

The Bearkats had an undefeated regular season in 2021 and advanced to the FCS Quarterfinals. Sam Houston finished the season ranked third in the nation in scoring offense (41.0 ppg), fifth in total offense (490.9 ypg), and sixth in rushing offense (228.2 ypg).

During the Bearkats' undefeated 10-0 Spring 2021 season, SHSU ranked first nationally in total yards (4,403), first in touchdowns (45), third in first downs (204), seventh in passing yards per attempt (8.6), eighth in passing yards per completion (14.3), ninth in scoring offense (38 ppg), 13th in total offense (440 ypg), and 13th in passing offense (282 ypg).

Before his stop in Huntsville, Carty had an 11-year run on the New Hampshire coaching staff, including six years as the offensive coordinator and quarterbacks coach. During Carty's stint at New Hampshire, the Wildcats qualified for the FCS playoffs in each of Carty's six seasons as offensive coordinator, compiling an 8-6 postseason record and reaching the semifinals in 2013 and 2014.

The Branchburg, N.J. native, a team captain during his 2006 senior campaign, earned his bachelor's degree in management from Delaware in 2006.

CARTY'S COACHING ASSIGNMENTS

YEAR	SCHOOL	POSITION
2022-Pres.	Delaware	Head Coach
2018-21	Sam Houston	Offensive Coordinator/Quarterbacks
2012-17	New Hampshire	Offensive Coordinator/Quarterbacks
2010-11	New Hampshire	Wide Receivers
2008-09	New Hampshire	Running Backs
2007	New Hampshire	Tight Ends

SUPERLATIVES UNDER RYAN CARTY

Total Yds.	619 at Towson, 10/28/23	Most Sacks	6.0 vs Monmouth, 11/5/22
Points Scored	61, twice	Least Yds. Against	129 vs Sacred Heart, 9/28/24
Yds. Rushing	322 vs N.C. A&T, 10/14/23	Least Pass Yds. Against	31 vs N.C. A&T, 10/14/23
Yds. Passing	422 at Jax State, 10/15/25	Least Rush Yds. Against	36 vs New Hampshire, 9/23/23
Yds. Per Play	8.72 at Towson, 10/28/23		
Turnovers Forced	5 vs UTEP, 11/29/25	Fewest Pts. Allowed	0 vs Sacred Heart, 9/28/24

OFFENSIVE ASSISTANT COACHES

on field
press box



TERENCE ARCHER
ASSISTANT HEAD COACH / WR
OFFENSIVE COORDINATOR

Quick Facts: 5th season at UD... Promoted to OC prior to the 2024 season... Produced seven all-conference WR's since arriving in Newark... Made stops at La Salle, Monmouth, and Sam Houston... Tutored the top passer and two highest receivers at Sam Houston as the pass game coordinator and OC... Was part of the 2020 FCS National Champion Sam Houston coaching staff... With the Kats, coached three of the top 25 offenses in yards per game in a season all-time... Coached 10-year NFL WR Chris Hogan during his only season of football at Monmouth.



CHRIS ROGERS
RUN GAME COORDINATOR
OFFENSIVE LINE

Quick Facts: 5th season at UD... Produced eight all-conference offensive linemen, including two All-Americans... Previously at Sam Houston, produced eight All-SLC/WAC selections between tight end and OL, including having the entire offensive line named All-WAC in 2021... Was part of the 2020-21 FCS National Champion Sam Houston coaching staff.



XAVIER DYE
RUNNING BACKS
RECRUITING COORDINATOR

Quick Facts: 2nd season at UD... Joined the Fightin' Blue Hens after two seasons at Coastal Carolina... The Chanticleers averaged 163.52 rushing yards per game under Dye in his 26 games coaching the running backs... Coached current Virginia Tech running back Braydon Bennett to All-Sun Belt honorable mention honors... Made stops at South Florida and West Virginia coaching receivers and tight ends... Served as a graduate assistant coach at his alma mater, Clemson University, coaching future NFL wide receivers such as Tee Higgins, Hunter Renfrow, and Justyn Ross, helping the Tigers secure the 2018 College Football Playoff National Championship.



TYLER FERGUSON
TIGHT ENDS

Quick Facts: 6th season at UD... Promoted to tight ends coach ahead of 2026 season... Joined UD in 2021 as offensive quality control... Worked as an offensive analyst and senior offensive analyst at Delaware... Has worked with WRs and OL at UD... Produced 11 all-conference players and three All-Americans for the Hens.



GARRETT SMITH
QUARTERBACKS

Quick Facts: 5th season at UD... Shifted to quarterback coach ahead of 2026 season... Joined UD in February 2022 as the team's tight ends coach and was named assistant special teams coordinator in 2024... Produced two all-conference tight ends as well as assisted in the development of two all-conference specialists... Was on staff at Sam Houston as an offensive quality control coach, helping the Bearkats win the 2020-21 FCS National Championship... Spent three seasons as an offensive graduate assistant at his alma mater Louisiana-Monroe... Worked with the Warhawks' quarterbacks, wide receivers, and tight ends while also assisting with special teams.

ANALYSTS



JOURDAN TOWNSEND
SENIOR OFF. ANALYST/ ASST. WR



THEO BROWN
SENIOR SPECIAL TEAMS ANALYST



NOAH PLACK
SENIOR DEFENSIVE ANALYST / SAFETIES



GABRIEL MENDEZ
OFFENSIVE ANALYST / TIGHT ENDS



ERIK PRATT
OFFENSIVE ANALYST / OFFENSIVE LINE



CHASE MCGOWAN
DEFENSIVE ANALYST / CORNERBACKS



ANTHONY PUNTOLILLO
DEFENSIVE ANALYST / LINEBACKERS



CARSON TURNER
DEFENSIVE ANALYST / DEFENSIVE LINE

DEFENSIVE ASSISTANT COACHES

on field
press box



MANNY ROJAS
ASSISTANT HEAD COACH
DEFENSIVE COORDINATOR / SAFETIES

Quick Facts: 9th season at UD, 7th as DC... Promoted to assistant head coach and took on the safeties ahead of 2026... In his second stint in Newark, after serving as the linebackers coach from 2017-18... Also coached at Lafayette, Richmond, and Liberty... Has produced 35 all-conference defensive players and 23 All-Americans since returning to Newark... Rojas began his coaching career at his alma mater Liberty where he was a defensive and special teams assistant coach during the 2010-11 seasons... Earned two-time All-Big South honors as a player at Liberty, also serving as a team captain as a senior.



ROCCO DIMECO
SPECIAL TEAMS COORDINATOR
CO-DEFENSIVE COORDINATOR / LINEBACKERS

Quick Facts: 4th season at UD, 3rd season as STC... Promoted to co-defensive coordinator ahead of 2026 season... Produced nine all-conference and one All-American in Newark... Made stops at Anna Maria, Holy Cross, Rutgers, Winona State, and Long Island... At Rutgers and Winona State, coached kick returners who earned All-Region and All-American honors... Earned first team All-ECFC honors as a player at Norwich University.



MARVIN CLECIDOR
CORNERBACKS

Quick Facts: 1st season at Delaware... 17-year coaching veteran... Made stops at Penn, Temple, Western Michigan, Princeton, William & Mary, Monmouth, Rutgers, Wagner, and Wilkes... Produced 28 all-conference selections and four NFL players in his career... Coached with AHC/OC/WRs Terence Archer at Monmouth in 2012-13... Played defensive back at Lafayette, winning back-to-back Patriot League Championships in 2005 and 2006... Two-time all-conference selection for the Leopards... Born in Haiti.



KYRE HAWKINS
DEFENSIVE LINE

Quick Facts: 3rd season at UD... Coached the Fightin' Blue Hens defense to 28 sacks in his first campaign in Newark, the most since 2017... At Division II Emory & Henry, his defense led the country in sacks (26) in just four games, led by ODAC Defensive Player of the Year and Second Team All-American Jay Swegheimer... Played in 55 games with 46 starts for JMU, winning the 2016 FCS National Championship.



JARRED HOLLEY
BANDITS

Quick Facts: 1st season at UD... 11-year coaching veteran... Made stops at Marshall, Abilene Christian, Minnesota Vikings, James Madison, North Texas, Albany, and Arizona State... Coached six defensive backs to all-conference laurels... Coached or played in 10 FBS bowl games and two FCS playoff appearances... Played safety at Pitt... First Team All-Big East safety in back-to-back seasons... Landed on the Bronko Nagurski Trophy and Jim Thorpe Award Watchlists... Signed as undrafted free agent with the Pittsburgh Steelers in 2013.

SUPPORT STAFF

Patrick Callaway // General Manager
Jerry Oravitz // Senior Assoc. AD, Football/Chief of Staff
Michael Armstrong // Associate AD, Football Operations
Haley Alioto // Director, Football Operations/Recruiting
JT Tober // Director, Football Video/Analytics
Ben Rubenstein // Director, Player Personnel
Chris Stewart // Associate AD, Strength & Conditioning
Tom Evans // Director, Strength & Conditioning
Evan Weinstein // Asst. Strength & Conditioning Coach
Hanalyn Podgurski // Interim Dir., Performance Nutrition
Kate Tower // Assistant Director, Performance Nutrition
Christina Rasnake // Director, Sports Science & Analytics
Alec Schwartz // Head Football Equipment Manager
Jack Levis // Assistant Equipment Manager
Andrew Reisman, MD // Chief Medical Officer
Brandon Albin // Head Football Athletic Trainer
Nathaniel Gay // Assistant Athletic Trainer
Sharon Wilson // Assistant Athletic Trainer
Ashley DeCarlo // Head of Football Academic Advising
Nick Reynolds // Academic Advisor II
Ed LeFurge III // Assistant AD, Communications
Eli Vaupen // Associate Director, Communications

HENS IN THE NFL





Joe Flacco (L), Brett Veach (C), and Troy Reeder (R) have all hoisted the Lombardi Trophy after graduating from the University of Delaware. All three are still well connected with the football program.

The Fightin' Blue Hens have garnered great success in the NFL following careers in Newark. In total, 37 players have spent time on a regular season roster. Several others have always represented the Blue & Gold as a coach, front office staffer, and even officials. In total, a Blue Hen has been a part of 28 Super Bowls, with 21 rings amongst the group.

ALL-TIME ACTIVE ROSTERS

Leon Dombrowski (LB)	1960
Conway Hayman (G)	1972, 1975-80
Dennis Johnson (DL)	1974-78
Bob Patton (C)	1976
Jeff Komlo (QB)	1979-83
Ivory Sully (DB)	1979-87
Scott Brunner (QB)	1980-83, 1985
George Schmitt (DB)	1983
Dan Reeder (FB)	1986-87
Rich Gannon (QB)	1987-93, 1995-04
Joe McGrail (DL)	1987
Joe McHale (LB)	1987
Jeff Modesitt (TE)	1987
Tim Jacobs (CB)	1993-97
Mike Cecere (DE)	2001
Jamin Elliott (WR)	2002-03, 2006-07
Mike Adams (DB)	2004-19
Andy Hall (QB)	2005
Mondoe Davis (LB)	2005
Shawn Johnson (DE)	2005
Joe Minucci (DL)	2006
Ben Patrick (TE)	2007-10
Joe Flacco (QB)	***2008-pres.***
Josh Baker (TE)	2011
Pat Devlin (QB)	2011-13, 2015
Ronald Talley (DE)	2011-13
Anthony Walters (DB)	2011-14
Gino Gradkowski (C)	2012-16, 2018
Matt Hardison (DT)	2012
Marcus Burley (CB)	2013-17
Paul Worrilow (LB)	2013-20
Zach Kerr (DL)	2014-21
Nick Boyle (TE)	2015-22
Erle Ladson (OT)	2015
Bilal Nichols (DL)	2018-25
Nasir Adderley (DB)	2019-22
Troy Reeder (LB)	***2019-pres.***

ACTIVE COACHES/FRONT OFFICE

Joe Bleymaier	Pass Game Coord.	KC Chiefs
Matt Nagy	Off. Coordinator	NY Giants
Brett Veach	General Manager	KC Chiefs

FORMER NFL OFFICIALS

Scott Green	3x Super Bowl Off.	1991-2013
Jim Quirk	2x Super Bowl Off.	1988-2008



FOLLOW THE ACTIVE HENS



qb joe flacco

Sunday, November 29
vs. New Orleans
1 p.m. (CBS)



lb troy reeder

Sunday, November 29
at Miami
1 p.m. (CBS)



bleymaier/veach

Thursday, November 26
at Buffalo
8:20 p.m. (NBC)



oc matt nagy

Sunday, November 29
at Indianapolis
1 p.m. (FOX)

DELAWARE STADIUM



Delaware Stadium was completed in 1952 and after renovations in 2020 and 2021, came the addition of the Whitney Athletic Center. Delaware Stadium is home to the Fightin' Blue Hens football team as well as both the UD's men's and women's lacrosse programs since 2010.

With the newest renovation to include a new press box as part of the Whitney Athletic Center project, the capacity now sits at 18,077.

The stadium served as a host site of NCAA Division I Men's Lacrosse tournament competition four times, most recently in 2026 for the Men's Division I Lacrosse Quarterfinals.

Delaware Stadium has undergone extensive renovations throughout the years, including the installment of a new synthetic FieldTurf surface in July 2017. Also included in the renovations were new bleachers, eight poles of permanent broadcast-quality lights (2000), and handrails installed throughout the stadium seating areas (2011). The most recent renovation was the addition of a new Daktronics video board in the north end zone in 2023.

In 2002, the Delaware Stadium playing surface was dedicated as Tubby Raymond Field, recognizing Delaware's College Football Hall of Fame head coach who retired following the 2001 season after compiling 300 victories in 36 seasons. Raymond passed away in December, 2017.

Other events held in the stadium include the annual Blue-Gold Delaware High School Football All-Star game and University of Delaware graduation ceremonies.





WHITNEY ATHLETIC CENTER



The Whitney Athletic Center opened its doors in 2021. The facility houses performance nutrition, strength & conditioning, athletic training rooms, academic spaces and student athlete development and compliance offices.

On the first floor of the multi-million dollar facility, you can find the main athletic training room which includes three hydrotherapy pools and provides athletes with direct access to the Flacco Strength & Conditioning Center. The Flacco Strength & Conditioning Center provides athletes with a 10,000 sq. foot state of the art strength and conditioning center outfitted with 14 double-sided Sorinex squat racks and a 15-yard turf field directly attached to it.

Just outside of the Flacco Strength & Conditioning Center and the athletic training room is the sports performance nutrition center where athletes can have a grab-and-go breakfast, smoothies, cooking demos, and snacks throughout the day.

The second floor includes the Puglisi Family Cardio Mezzanine with multiple treadmills, stationary bikes, and other cardio equipment. Outside the Puglisi Family Cardio Mezzanine is the student-athlete academic success suite that houses student-athlete development, career, and NCAA compliance offices. Across the hall is the Sparks Student Success Suite and the Whitney Kitchen. The Whitney Kitchen is open to all UD students and can be added as part of a student's meal plan.

Off of the Whitney Kitchen is the Stadium Club and the President's Suite to enjoy football and lacrosse games in Delaware Stadium in comfort.

The top floor of the Whitney is home to the Delaware Stadium press box as well as individual booths for press, media, coaches for both teams, broadcasting, and game day operations. Suites are also provided for the Athletic Directors for both schools at any given event at Delaware Stadium.







opponent

SCHEDULES AND RESULTS

MERRIMACK (5-7)

A-28	Rhode Island	L, 34-7
S-3	***at Delaware***	***L, 42-7***
S-12	at Maine	W, 23-14
S-19	at Tarleton State	L, 45-20
S-26	New Haven	W, 17-10
O-3	at Yale	L, 41-24
O-17	at Dartmouth	L, 41-24
O-24	New Hampshire	W, 24-17
O-31	Wagner	W, 19-14
N-7	at Wake Forest	L, 77-0
N-14	at Monmouth	W, 29-28
N-21	Sacred Heart	L, 35-10

RV VANDERBILT (4-7)

S-5	Austin Peay	W, 28-9
S-12	***Delaware***	***W, 35-26***
S-19	NC State	W, 35-31
S-26	at Auburn	L, 21-15
O-3	at #2 Georgia	L, 38-14
O-10	#9 Ole Miss	L, 52-17
O-17	Arkansas	L, 31-24
O-24	at #12 Kentucky	L, 34-17
N-7	at Mississippi State	W, 25-23
N-14	#3 Alabama	L, 21-6
N-21	at #24 Florida	L, 34-27
N-28	Tennessee	6 p.m.

COASTAL CAROLINA (4-7)

S-5	at West Virginia	L, 31-24
S-12	Fordham	W, 45-7
S-19	***at Delaware***	***L, 22-14***
S-24	Liberty	L, 34-17
O-3	Georgia Southern	L, 31-24
O-10	at Marshall	W, 27-21
O-16	App State	L, 35-32
O-31	at Georgia State	W, 31-20
N-7	at Old Dominion	L, 21-8
N-14	Arkansas State	W, 28-21
N-21	at Louisiana	L, 38-24
N-28	at James Madison	2 p.m.

VIRGINIA (6-5)

A-29	NC State	W, 34-8
S-11	Norfolk State	W, 59-3
S-19	vs. West Virginia	L, 38-27
S-26	***Delaware***	***W, 42-3***
O-3	at Florida State	L, 38-7
O-10	Syracuse	W, 28-25
O-17	at #24 SMU	L, 23-13
O-23	Duke	L, 19-16
O-31	at #14 Wake Forest	L, 51-7
N-14	Cal	W, 36-7
N-21	UNC	W, 41-24
N-28	at Virginia Tech	3 p.m.

LIBERTY (10-1, 7-0 CUSA)

S-5	at James Madison	L, 20-13
S-12	Gardner-Webb	W, 24-23
S-19	Ball State	W, 51-15
S-24	at Coastal Carolina	W, 34-17
O-2	***at Delaware****	***W, 30-14***
O-8	Sam Houston*	W, 35-3
O-22	at Kennesaw State*	W, 34-6
O-31	FIU*	W, 49-10
N-7	at New Mexico State*	W, 30-14
N-14	Middle Tennessee*	W, 28-23
N-21	WKU*	W, 45-14
N-28	at Missouri State*	2 p.m.
D-4	Jax State (CUSA Championship)	6 p.m.

MIDDLE TENNESSEE (6-5, 4-3 CUSA)

S-5	Murray State	W, 38-14
S-12	at Marshall	L, 28-26
S-19	Nevada	W, 27-20
S-26	at Jax State*	L, 23-13
O-3	at Kansas	L, 55-0
O-13	***Delaware****	***W, 33-30***
O-20	at FIU*	W, 26-23
O-28	Kennesaw State*	W, 44-28
N-7	WKU*	W, 52-41
N-14	at Liberty*	L, 28-23
N-21	at Sam Houston*	W, 31-28
N-28	New Mexico State*	1 p.m.

MISSOURI STATE (4-7, 3-4 CUSA)

S-5	at #8 Texas A&M	L, 50-0
S-12	Lindenwood	W, 48-14
S-19	Marshall	L, 30-24
S-26	at #22 SMU	L, 34-24
O-8	at WKU*	L, 34-13
O-14	Kennesaw State*	W, 24-21
O-20	***at Delaware****	***L, 61-38***
O-27	Sam Houston*	W, 24-3
N-7	at FIU*	L, 23-20
N-14	New Mexico State*	W, 27-21 (OT)
N-21	at Jax State*	L, 25-20
N-28	Liberty*	1 p.m.

WKU (4-7, 3-4 CUSA)

S-5	at Nevada	L, 49-14
S-12	at #2 Georgia	L, 70-20
S-19	at #4 Indiana	L, 38-0
S-26	Mercyhurst	W, 52-7
O-1	at New Mexico State*	L, 34-13
O-8	Missouri State*	W, 34-13
O-14	at Sam Houston*	W, 16-3
O-27	***Delaware****	***L, 35-21***
N-7	at Middle Tennessee*	L, 51-42
N-14	Jax State*	W, 34-24
N-21	at Liberty*	L, 45-14
N-28	Kennesaw State*	Noon

KENNESAW STATE (5-6, 4-3 CUSA)

S-3	West Georgia	W, 47-0
S-12	Georgia State	L, 31-17
S-19	at #15 Tennessee	L, 42-9
S-26	at Arkansas State	L, 17-14
O-7	Jax State*	L, 27-26
O-14	at Missouri State*	L, 24-21
O-22	Liberty*	L, 34-6
O-28	at Middle Tennessee*	W, 44-28
N-7	***Delaware****	***W, 42-40***
N-14	at Sam Houston*	W, 26-7
N-21	FIU*	W, 35-24
N-28	at WKU*	1 p.m.

FIU (4-7, 2-5 CUSA)

S-5	at USF	L, 19-9
S-12	Buffalo	W, 33-20
S-19	at FAU	L, 16-10
S-26	LIU	W, 20-3
O-7	New Mexico State*	W, 22-3
O-13	at Jax State*	L, 27-24
O-20	Middle Tennessee*	L, 26-23
O-31	at Liberty*	L, 49-10
N-7	Missouri State*	W, 23-20
N-14	***at Delaware****	***L, 16-24***
N-21	at Kennesaw State*	L, 35-24
N-28	Sam Houston*	2 p.m.

NEW MEXICO STATE (3-8, 2-5 CUSA)

A-29	at Florida State	L, 17-34
S-5	Mercyhurst	W, 51-14
S-12	at Hawaii	L, 29-19
S-26	New Mexico	L, 42-18
O-1	WKU*	W, 34-13
O-7	at FIU*	L, 22-3
O-21	at Sam Houston*	W, 30-24
O-28	Jax State*	L, 24-0
N-7	Liberty*	L, 30-14
N-14	at Missouri State*	L, 27-21 (OT)
N-21	***Delaware****	***L, 42-30***
N-28	at Middle Tennessee*	Noon

JAX STATE (8-3, 6-1 CUSA)

A-29	at North Dakota State	L, 33-7
S-5	Eastern Kentucky	W, 49-7
S-12	at Ohio	L, 29-27 (4OT)
S-19	Georgia Southern	W, 31-27
S-26	Middle Tennessee*	W, 23-13
O-7	at Kennesaw State*	W, 27-26
O-13	FIU*	W, 27-24
O-28	at New Mexico State*	W, 24-0
N-7	Sam Houston*	W, 47-14
N-14	at WKU*	L, 34-24
N-21	Missouri State*	W, 25-20
N-28	***at Delaware****	***2:30 p.m.***
D-4	at Liberty (CUSA Championship)	5 p.m.

All times listed in local time
Team rankings (AP) are as of matchup, CFP rankings used after Nov. 3
** indicates CUSA game*

quarterbacks

CAREER STATS AND HIGHS

2 • RILEY TRUJILLO

QB • Jr. • 6-4 • 215
St. Johns, Fla. / Bartram Trail (UCF)

PASSING

YEAR	GP/GS	CMP	ATT	INT	YDS	TD	PCT	LG
2025	2/0	0	0	0	0	0	0.0	0
2026	1/0	1	3	0	38	0	33.3	38
Total	**3/0**	**1**	**3**	**0**	**38**	**0**	**33.3**	**38**

RUSHING

YEAR	GP/GS	ATT	YDS	TD	AVG	LG
2025	2/0	3	-2	0	-0.7	5
2026	1/0	3	-2	0	-0.7	2
Total	**3/0**	**6**	**-4**	**0**	**-0.7**	**5**

CAREER HIGHS

Pass Completions:	1 at Virginia, 9/26/26
Pass Attempts:	3 at Virginia, 9/26/26
Passing Yards:	38 at Virginia, 9/26/26
Passing TDs:	N/A
Longest Pass:	38 at Virginia, 9/26/26
Rushing Attempts:	3 (2x) Last: at Virginia, 9/26/26
Rushing Yards:	N/A
Rushing TDs:	N/A
Longest Rush:	5 at Liberty, 11/1/25
Total TDs:	N/A

4 • NICK MINICUCCI

QB • Sr. • 6-2 • 215
Midland Park, N.J. / Don Bosco Prep

PASSING

YEAR	GP/GS	CMP	ATT	INT	YDS	TD	PCT	LG
2023	6/1	49	81	5	474	5	60.5	39
2024	9/5	79	124	3	825	10	63.7	65
2025	13/12	322	512	7	3,683	23	62.9	68
2026	9/9	204	295	4	2,513	23	69.2	57
Total	**37/27**	**654**	**1,012**	**19**	**7,495**	**61**	**64.6**	**68**

RUSHING

YEAR	GP/GS	ATT	YDS	TD	AVG	LG
2023	6/1	33	156	0	4.7	23
2024	9/5	45	109	3	2.4	34
2025	13/12	112	235	10	2.1	29
2026	9/9	48	107	3	2.2	62
Total	**37/27**	**238**	**607**	**16**	**2.6**	**62**

CAREER HIGHS

Pass Completions:	35 at Kennesaw State, 11/7/26
Pass Attempts:	54 at Kennesaw State, 11/7/26
Passing Yards:	422 at Jax State, 10/15/25
Passing TDs:	5 (2x) Last: at New Mexico State, 11/21/26
Longest Pass:	68 vs. UConn, 9/13/25
Rushing Attempts:	18 vs. UConn, 9/13/25
Rushing Yards:	78 vs. Campbell, 11/16/24
Rushing TDs:	3 (2x) Last: vs. WKU, 10/3/25
Longest Rush:	62 vs. FIU, 11/14/26
Total TDs:	6 (2x) Last: vs. Missouri State, 10/20/26

7 • TYLER BELL

QB • Fr. • 6-1 • 195
East Rutherford, N.J. / St. Peter's Prep

PASSING

YEAR	GP/GS	CMP	ATT	INT	YDS	TD	PCT	LG
2026	4/1	28	49	1	373	3	57.1	33
Total	**4/1**	**28**	**49**	**1**	**373**	**3**	**57.1**	**33**

RUSHING

YEAR	GP/GS	ATT	YDS	TD	AVG	LG
2026	4/1	24	53	0	2.2	14
Total	**4/1**	**24**	**53**	**0**	**2.2**	**14**

RECEIVING

YEAR	GP/GS	REC	YDS	TD	AVG	LG
2026	4/1	1	15	1	15.0	15
Total	**4/1**	**1**	**15**	**1**	**15.0**	**15**

CAREER HIGHS

Pass Completions:	22 at Middle Tennessee, 10/13/26
Pass Attempts:	36 at Middle Tennessee, 10/13/26
Passing Yards:	306 at Middle Tennessee, 10/13/26
Passing TDs:	2 at Middle Tennessee, 10/13/26
Longest Pass:	33at Middle Tennessee, 10/13/26
Rushing Attempts:	17 at Middle Tennessee, 10/13/26
Rushing Yards:	32 vs. Liberty, 10/2/26
Rushing TDs:	N/A
Longest Rush:	14 at Middle Tennessee, 10/13/26
Receptions:	1 at Middle Tennessee, 10/13/26
Receiving Yards:	15 at Middle Tennessee, 10/13/26
Receiving TDs:	1 at Middle Tennessee, 10/13/26
Longest Reception:	15 at Middle Tennessee, 10/13/26
Total TDs:	3 at Middle Tennessee, 10/13/26

11 • EJ ARCHIELD JR.

QB • So. • 6-4 • 215
Tampa, Fla. / Gaither

PASSING

YEAR	GP/GS	CMP	ATT	INT	YDS	TD	PCT	LG
2026	1/1	10	19	0	137	0	52.6	36
Total	**1/1**	**10**	**19**	**0**	**137**	**0**	**52.6**	**36**

RUSHING

YEAR	GP/GS	ATT	YDS	TD	AVG	LG
2026	1/1	4	18	0	4.5	12
Total	**1/1**	**4**	**18**	**0**	**4.5**	**12**

CAREER HIGHS

Pass Completions:	10 vs. Liberty, 10/2/26
Pass Attempts:	19 vs. Liberty, 10/2/26
Passing Yards:	137 vs. Liberty, 10/2/26
Passing TDs:	N/A
Longest Pass:	36 vs. Liberty, 10/2/26
Rushing Attempts:	4 vs. Liberty, 10/2/26
Rushing Yards:	18 vs. Liberty, 10/2/26
Rushing TDs:	N/A
Longest Rush:	12 vs. Liberty, 10/2/26
Total TDs:	N/A

quarterbacks

CAREER STATS AND HIGHS

16 • BRADEN STREETER

QB · Jr. · 6-2 · 215
Franklin, Tenn. / Christian Presbyterian Academy

PASSING

YEAR	GP/GS	CMP	ATT	INT	YDS	TD	PCT	LG
2024	2/0	6	7	0	56	1	85.7	27
2025	3/0	12	19	1	98	1	63.2	25
2026	4/0	12	35	3	175	1	34.3	58
Total	**9/0**	**30**	**61**	**4**	**329**	**3**	**49.2**	**58**

RUSHING

YEAR	GP/GS	ATT	YDS	TD	AVG	LG
2024	2/0	4	5	0	1.3	3
2025	3/0	1	1	0	1.0	1
2026	4/0	7	-12	0	-1.7	6
Total	**9/0**	**12**	**-6**	**0**	**-0.5**	**6**

CAREER HIGHS

Pass Completions:	11 at Wake Forest, 11/22/25
Pass Attempts:	17 at Wake Forest, 11/22/25
Passing Yards:	93 at Wake Forest, 11/22/25
Passing TDs:	1 (3x) Last: vs. Liberty, 10/2/26
Longest Pass:	58 vs. Liberty, 10/2/26
Rushing Attempts:	3 (2x) Last: at Virginia, 9/26/26
Rushing Yards:	8 vs. Sacred Heart, 9/28/24
Rushing TDs:	N/A
Longest Rush:	6 vs. Merrimack, 9/3/26
Total TDs:	1 (3x) Last: vs. Liberty, 10/2/26

running backs

CAREER STATS AND HIGHS

3 • KADERRIS ROBERTS

RB • 5th • 5-9 • 175
Zellwood, Fla. / Orangewood Christian (Bowling Green/Stetson)

RUSHING

YEAR	GP/GS	ATT	YDS	TD	AVG	LG
2021	9/0	30	121	0	4.0	13
2022	9/1	48	340	2	7.1	42
2023	4/4	58	326	4	5.6	39
2024	0/0	0	0	0	0.0	0
2025	12/1	48	215	0	4.5	15
2026	11/0	52	231	4	4.4	31
UD	**11/0**	**52**	**231**	**4**	**4.4**	**31**
Total	**45/6**	**236**	**1,233**	**10**	**5.2**	**42**

RECEIVING

YEAR	GP/GS	REC	YDS	TD	AVG	LG
2021	9/0	8	64	0	8.0	25
2022	9/1	13	17	0	5.9	38
2023	4/4	3	4	0	1.3	4
2024	0/0	0	0	0	0.0	0
2025	12/1	22	141	1	6.4	27
2026	11/0	28	317	3	11.3	75
UD	**11/0**	**28**	**317**	**3**	**11.3**	**75**
Total	**45/6**	**74**	**603**	**4**	**8.1**	**75**

KICK RETURN

YEAR	GP/GS	ATT	YDS	TD	AVG	LG
2021	9/0	0	0	0	0.0	0
2022	9/1	1	15	0	15.0	15
2023	4/4	0	0	0	0.0	0
2024	0/0	0	0	0	0.0	0
2025	12/1	9	251	0	27.9	65
2026	11/0	0	0	0	0.0	0
UD	**11/0**	**0**	**0**	**0**	**0.0**	**0**
Total	**45/6**	**10**	**266**	**0**	**26.2**	**65**

CAREER HIGHS

Rushing Attempts:	24 vs. St. Thomas, 9/2/23
Rushing Yards:	124 vs. St. Thomas, 9/2/23
Rushing TDs:	2 vs. St. Thomas, 9/2/23
Longest Rush:	42 vs. Concordia, 9/3/22
Receptions:	7 at WKU, 10/27/26
Receiving Yards:	80 vs. Merrimack, 9/3/26
Receiving TDs:	1 (4x) Last: at WKU, 10/27/26
Longest Reception:	75 vs. Merrimack, 9/3/26
Kick Return Attempts:	3 at Eastern Michigan, 11/8/25
Kick Return Yards:	109 at Eastern Michigan, 11/8/25
Kick Return TDs:	N/A
Longest Kick Return:	65 at Eastern Michigan, 11/8/25

21 • VIRON ELLISON JR.

RB • Jr. • 6-0 • 212
Dallas, Texas / Lewisville (Tulsa)

RUSHING

YEAR	GP/GS	ATT	YDS	TD	AVG	LG
2024	11/0	62	353	1	5.7	32
2025	13/4	118	460	4	3.9	20
2026	11/0	52	169	5	3.3	13
UD	**24/4**	**170**	**629**	**9**	**3.7**	**20**
Total	**35/4**	**232**	**982**	**10**	**4.2**	**32**

RECEIVING

YEAR	GP/GS	REC	YDS	TD	AVG	LG
2024	11/0	14	90	1	6.4	23
2025	13/4	21	191	2	9.1	43
2026	11/0	7	65	1	9.3	18
UD	**24/4**	**28**	**256**	**3**	**9.1**	**43**
Total	**35/4**	**42**	**346**	**4**	**8.2**	**43**

PASSING

YEAR	GP/GS	CMP	ATT	INT	YDS	TD	PCT	LG
2024	11/0	0	0	0	0	0	0.0	0
2025	13/4	0	0	0	0	0	0.0	0
2026	11/0	1	2	0	75	1	50.0	75
UD	**24/4**	**1**	**2**	**0**	**75**	**1**	**50.0**	**75**
Total	**35/4**	**1**	**2**	**0**	**75**	**1**	**50.0**	**75**

CAREER HIGHS

Rushing Attempts:	19 at Sam Houston, 11/15/25
Rushing Yards:	97 at Sam Houston, 11/15/25
Rushing TDs:	3 at Jax State, 10/15/25
Longest Rush:	32 vs. FAU, 11/30/24
Receptions:	7 at Wake Forest, 11/22/25
Receiving Yards:	60 at Wake Forest, 11/22/25
Receiving TDs:	1 (4x) Last: vs. FIU, 11/14/26
Longest Reception:	43 at Wake Forest, 11/22/25
Pass Completions:	1 vs. Merrimack, 9/3/26
Pass Attempts:	1 (2x) Last: vs. FIU, 11/14/26
Passing Yards:	75 vs. Merrimack, 9/3/26
Passing TDs:	1 vs. Merrimack, 9/3/26
Longest Pass:	75 vs. Merrimack, 9/3/26

25 • JARED PORTER

RB • So. • 5-7 • 187
Harrisburg, Pa. / Central Dauphin East

RUSHING

YEAR	GP/GS	ATT	YDS	TD	AVG	LG
2025	2/0	7	25	0	3.6	13
2026	10/0	15	77	0	5.1	17
Total	**12/0**	**22**	**102**	**0**	**4.6**	**17**

RECEIVING

YEAR	GP/GS	REC	YDS	TD	AVG	LG
2025	2/0	2	15	0	7.5	12
2026	10/0	1	3	0	3.0	3
Total	**12/0**	**3**	**18**	**0**	**6.0**	**12**

CAREER HIGHS

Rushing Attempts:	7 at Virginia, 9/26/26
Rushing Yards:	27 (3x) Last: at New Mexico State, 11/21/26
Rushing TDs:	N/A
Longest Rush:	17 at New Mexico State, 11/21/26
Receptions:	2 at Wake Forest, 11/22/25
Receiving Yards:	15 at Wake Forest, 11/22/25
Receiving TDs:	N/A
Longest Reception:	12 at Wake Forest, 11/22/25

running backs

CAREER STATS AND HIGHS

26 • GREG SPILLER

RB • Jr. • 5-10 • 205
Ashburn, Va. / John Champe

RUSHING

YEAR	GP/GS	ATT	YDS	TD	AVG	LG
2025	12/0	22	110	1	5.0	55
2026	1/0	1	6	0	6.0	6
Total	**13/0**	**23**	**116**	**1**	**5.0**	**55**

RECEIVING

YEAR	GP/GS	REC	YDS	TD	AVG	LG
2025	12/0	0	0	0	0.0	0
2026	1/0	0	0	0	0.0	0
Total	**13/0**	**0**	**0**	**0**	**0.0**	**0**

CAREER HIGHS

Rushing Attempts:	9 at Wake Forest, 11/22/25
Rushing Yards:	60 vs. UTEP, 11/29/25
Rushing TDs:	1 vs. UTEP, 11/29/25
Longest Rush:	55 vs. UTEP, 11/29/25
Receptions:	N/A
Receiving Yards:	N/A
Receiving TDs:	N/A
Longest Reception:	N/A

27 • JO SILVER

RB • 5th • 5-10 • 200
Washington Township, N.J. / Washington Township

RUSHING

YEAR	GP/GS	ATT	YDS	TD	AVG	LG
2022	2/0	6	14	0	2.3	5
2023	13/0	33	162	1	4.9	41
2024	11/1	70	462	4	6.6	45
2025	11/9	119	652	5	5.5	70
2026	11/11	104	477	2	4.6	55
Total	**48/21**	**332**	**1,767**	**12**	**5.3**	**70**

RECEIVING

YEAR	GP/GS	REC	YDS	TD	AVG	LG
2022	2/0	0	0	0	0.0	0
2023	13/0	2	7	0	3.5	5
2024	11/1	12	118	1	9.8	41
2025	11/9	29	222	1	7.7	36
2026	11/11	13	109	2	8.4	17
Total	**48/21**	**56**	**456**	**4**	**8.1**	**41**

KICK RETURN

YEAR	GP/GS	ATT	YDS	TD	AVG	LG
2022	2/0	0	0	0	0.0	0
2023	13/0	1	22	0	22.0	22
2024	11/1	0	0	0	0.0	0
2025	11/9	0	0	0	0.0	0
2026	11/11	0	0	0	0.0	0
Total	**48/21**	**1**	**22**	**0**	**22.0**	**22**

CAREER HIGHS

Rushing Attempts:	17 vs. WKU, 10/3/25
Rushing Yards:	179 vs. UConn, 9/13/25
Rushing TDs:	2 vs. UConn, 9/13/25
Longest Rush:	70 vs. UConn, 9/13/25
Receptions:	5 (2x) Last: at Kennesaw State, 11/7/26
Receiving Yards:	63 at Jax State, 10/15/25
Receiving TDs:	1 (4x) Last: at WKU, 10/27/26
Longest Reception:	41 at Richmond, 10/19/24
Kick Return Attempts:	1 at Montana, 12/2/23
Kick Return Yards:	22 at Montana, 12/2/23
Kick Return TDs:	N/A
Longest Kick Return:	22 at Montana, 12/2/23

28 • NAKEEM POWELL

RB • Fr. • 6-0 • 200
Sicklerville, N.J. / Winslow Township

RUSHING

YEAR	GP/GS	ATT	YDS	TD	AVG	LG
2026	4/0	8	51	0	6.4	21
Total	**4/0**	**8**	**51**	**0**	**6.4**	**21**

RECEIVING

YEAR	GP/GS	REC	YDS	TD	AVG	LG
2026	4/0	0	0	0	0.0	0
Total	**4/0**	**0**	**0**	**0**	**0.0**	**0**

CAREER HIGHS

Rushing Attempts:	5 vs. Merrimack, 9/3/26
Rushing Yards:	35 vs. Merrimack, 9/3/26
Rushing TDs:	N/A
Longest Rush:	21 vs. Merrimack, 9/3/26
Receptions:	N/A
Receiving Yards:	N/A
Receiving TDs:	N/A
Longest Reception:	N/A

wide receivers

CAREER STATS AND HIGHS

0 • BRYSON GRAVES

WR • Jr. • 5-10 • 177 • Florence, S.C. / West Florence (Coastal Carolina)

RECEIVING

YEAR	GP/GS	REC	YDS	TD	AVG	LG
2023	13/0	2	15	0	7.5	13
2024	12/4	27	327	2	12.1	50
2025	13/9	35	330	2	9.4	39
2026	11/8	39	498	2	12.8	49
UD	**11/8**	**39**	**498**	**2**	**12.8**	**49**
Total	**49/21**	**103**	**1,170**	**6**	**11.4**	**50**

RUSHING

YEAR	GP/GS	ATT	YDS	TD	AVG	LG
2023	13/0	4	16	0	4.0	8
2024	12/4	4	22	0	5.5	14
2025	13/9	2	-17	0	-8.5	0
2026	11/8	1	20	0	20.0	20
UD	**11/8**	**1**	**20**	**0**	**20.0**	**20**
Total	**49/21**	**11**	**41**	**0**	**3.7**	**20**

PASSING

YEAR	GP/GS	CMP	ATT	INT	YDS	TD	PCT	LG
2023	13/0	0	0	0	0	0	0.0	0
2024	12/4	0	0	0	0	0	0.0	0
2025	13/9	4	5	0	144	1	80.0	75
2026	11/8	1	1	0	15	1	100.0	15
UD	**11/8**	**1**	**1**	**0**	**15**	**1**	**100.0**	**15**
Total	**49/21**	**5**	**6**	**0**	**159**	**2**	**83.3**	**75**

KICK RETURN

YEAR	GP/GS	ATT	YDS	TD	AVG	LG
2023	0/0	0	0	0	0.0	0
2024	0/0	1	15	0	15.0	15
2025	0/0	0	0	0	0.0	0
2026	11/8	20	453	0	22.7	63
UD	**11/8**	**20**	**453**	**0**	**22.7**	**63**
Total	**49/21**	**21**	**468**	**0**	**22.3**	**63**

PUNT RETURN

YEAR	GP/GS	ATT	YDS	TD	AVG	LG
2023	13/0	3	7	0	2.3	7
2024	12/4	1	9	0	9.0	9
2025	13/9	20	117	0	5.8	29
2026	11/8	6	62	1	10.3	27
UD	**11/8**	**6**	**62**	**1**	**10.3**	**27**
Total	**49/21**	**30**	**195**	**1**	**6.5**	**29**

CAREER HIGHS

Receptions:	7 at Kennesaw State, 11/7/26
Receiving Yards:	125 at Kennesaw State, 11/7/26
Receiving TDs:	1 (6x) Last at Kennesaw State, 11/7/26
Longest Reception:	50 vs. UTSA, 12/23/24
Rushing Attempts:	3 vs. San Jose State, 12/23/23
Rushing Yards:	20 at Kennesaw State, 11/7/26
Rushing TDs:	N/A
Longest Rush:	20 at Kennesaw State, 11/7/26
Pass Completions:	1 (5x) Last: at Middle Tennessee, 10/13/26
Pass Attempts:	1 (6x) Last: at Middle Tennessee, 10/13/26
Passing Yards:	75 at Georgia Southern, 11/15/25
Passing TDs:	1 (2x) Last: at Middle Tennessee, 10/13/26
Longest Pass:	75 at Georgia Southern, 11/15/25
Kick Return Attempts:	5 vs. Missouri State, 10/20/26
Kick Return Yards:	160 vs. Missouri State, 10/20/26
Kick Return TDs:	N/A
Longest Kick Return:	63 vs. Missouri State, 10/20/26
Punt Return Attempts:	7 vs. LA Tech, 12/30/25
Punt Return Yards:	33 vs. Merrimack, 9/3/26
Punt Return TDs:	1 at Vanderbilt, 9/12/26
Longest Punt Return:	29 vs. ULM, 10/11/25
Blocked Kicks:	1 (Punt Recovered in EZ) at Vanderbilt, 9/12/26

1 • BRANDON REHMANN

WR • Jr. • 6-0 • 190

Blackwood, N.J. / St. Joseph's Prep (West Virginia)

RECEIVING

YEAR	GP/GS	REC	YDS	TD	AVG	LG
2024	1/0	0	0	0	0.0	0
2025	11/0	3	31	0	10.3	17
2026	7/0	0	0	0	0.0	0
UD	**18/0**	**3**	**31**	**0**	**10.3**	**17**
Total	**19/0**	**3**	**31**	**0**	**10.3**	**17**

RUSHING

YEAR	GP/GS	ATT	YDS	TD	AVG	LG
2024	1/0	0	0	0	0.0	0
2025	11/0	0	0	0	0.0	0
2026	7/0	0	0	0	0.0	0
UD	**18/0**	**0**	**0**	**0**	**0.0**	**0**
Total	**19/0**	**0**	**0**	**0**	**0.0**	**0**

KICK RETURN

YEAR	GP/GS	ATT	YDS	TD	AVG	LG
2024	1/0	0	0	0	0.0	0
2025	11/0	6	133	0	22.2	36
2026	7/0	0	0	0	0.0	0
UD	**18/0**	**6**	**133**	**0**	**22.2**	**36**
Total	**19/0**	**6**	**133**	**0**	**22.2**	**36**

CAREER HIGHS

Receptions:	2 at Wake Forest, 11/22/25
Receiving Yards:	24 at Wake Forest, 11/22/25
Receiving TDs:	N/A
Longest Reception:	17 at Wake Forest, 11/22/25
Rushing Attempts:	N/A
Rushing Yards:	N/A
Rushing TDs:	N/A
Longest Rush:	N/A
Kick Return Attempts:	4 vs. UTEP, 11/29/25
Kick Return Yards:	104 vs. UTEP, 11/29/25
Kick Return TDs:	N/A
Longest Kick Return:	36 vs. UTEP, 11/29/25

wide receivers

CAREER STATS AND HIGHS

5 • DA'WAIN LOFTON

WR • 6th • 5-11 • 190
Fort Worth, Texas / North Side (Oklahoma State/Virginia Tech)

RECEIVING

YEAR	GP/GS	REC	YDS	TD	AVG	LG
2021	12/0	7	98	1	14.0	35
2022	11/11	22	254	2	11.5	53
2023	13/1	6	58	0	9.7	15
2024	4/0	6	140	0	23.3	56
2025	1/0	1	10	0	10.0	10
2026	11/6	29	435	1	15.0	57
UD	**11/6**	**29**	**435**	**1**	**15.0**	**57**
Total	**52/18**	**71**	**995**	**4**	**14.0**	**57**

RUSHING

YEAR	GP/GS	ATT	YDS	TD	AVG	LG
2021	12/0	0	0	0	0.0	0
2022	11/11	1	-3	0	-3.0	0
2023	13/1	0	0	0	0.0	0
2024	4/0	0	0	0	0.0	0
2025	1/0	0	0	0	0.0	0
2026	11/6	1	11	0	11.0	11
UD	**11/6**	**1**	**11**	**0**	**11.0**	**11**
Total	**52/18**	**2**	**8**	**0**	**4.0**	**11**

KICK RETURN

YEAR	GP/GS	ATT	YDS	TD	AVG	LG
2021	12/0	0	0	0	0.0	0
2022	11/11	0	0	0	0.0	0
2023	13/1	2	35	0	17.5	18
2024	4/0	0	0	0	0.0	0
2025	1/0	0	0	0	0.0	0
2026	11/6	0	0	0	0.0	0
UD	**11/6**	**0**	**0**	**0**	**0.0**	**0**
Total	**52/18**	**2**	**35**	**0**	**17.5**	**18**

CAREER HIGHS

Receptions:	6 vs. Coastal Carolina, 9/19/26
Receiving Yards:	142 at Vanderbilt, 9/12/26
Receiving TDs:	1 (4x) Last: at Vanderbilt, 9/12/26
Longest Reception:	57 at Vanderbilt, 9/12/26
Rushing Attempts:	1 (2x) Last: vs. Missouri State, 10/20/26
Rushing Yards:	11 vs. Missouri State, 10/20/26
Rushing TDs:	N/A
Longest Rush:	11 vs. Missouri State, 10/20/26
Kick Return Attempts:	1 (2x) Last: at Louisville, 11/4/23
Kick Return Yards:	18 vs. Pitt, 9/30/23
Kick Return TDs:	N/A
Longest Kick Return:	18 vs. Pitt, 9/30/23

6 • NICK TYREE

WR • Jr. • 5-8 • 182
Chester, Va. / Thomas Dale

RECEIVING

YEAR	GP/GS	REC	YDS	TD	AVG	LG
2025	8/0	3	16	0	5.3	16
2026	4/0	2	12	1	6.0	8
Total	**12/0**	**5**	**28**	**1**	**5.6**	**16**

RUSHING

YEAR	GP/GS	ATT	YDS	TD	AVG	LG
2025	8/0	6	25	0	4.2	8
2026	4/0	0	0	0	0.0	0
Total	**12/0**	**6**	**25**	**0**	**4.2**	**8**

KICK RETURN

YEAR	GP/GS	ATT	YDS	TD	AVG	LG
2025	8/0	0	0	0	0.0	0
2026	4/0	1	17	0	17.0	17
Total	**12/0**	**1**	**17**	**0**	**17.0**	**17**

CAREER HIGHS

Receptions:	2 vs. Merrimack, 9/3/26
Receiving Yards:	16 at Colorado, 9/6/25
Receiving TDs:	1 vs. Merrimack, 9/3/26
Longest Reception:	16 at Colorado, 9/6/25
Rushing Attempts:	3 at Colorado, 9/6/25
Rushing Yards:	9 at Colorado, 9/6/25
Rushing TDs:	N/A
Longest Rush:	8 (2x) Last: vs. WKU, 10/3/25
Kick Return Attempts:	1 vs. Merrimack, 9/3/26
Kick Return Yards:	17 vs. Merrimack, 9/3/26
Kick Return TDs:	N/A
Longest Kick Return:	17 vs. Merrimack, 9/3/26

10 • TAE'SEAN ROBINSON

WR • Fr. • 6-0 • 188
Tampa, Fla. / Sumner

RECEIVING

YEAR	GP/GS	REC	YDS	TD	AVG	LG
2026	5/0	4	91	0	22.8	38
Total	**5/0**	**4**	**91**	**0**	**22.8**	**38**

RUSHING

YEAR	GP/GS	ATT	YDS	TD	AVG	LG
2026	5/0	0	0	0	0.0	0
Total	**5/0**	**0**	**0**	**0**	**0.0**	**0**

PUNT RETURN

YEAR	GP/GS	ATT	YDS	TD	AVG	LG
2026	5/0	1	-20	0	-20.0	0
Total	**5/0**	**1**	**-20**	**0**	**-20.0**	**0**

CAREER HIGHS

Receptions:	2 vs. Merrimack, 9/3/26
Receiving Yards:	38 at Virginia, 9/26/26
Receiving TDs:	N/A
Longest Reception:	38 at Virginia, 9/26/26
Rushing Attempts:	N/A
Rushing Yards:	N/A
Rushing TDs:	N/A
Longest Rush:	N/A
Punt Return Attempts:	1 vs. Merrimack, 9/3/26
Punt Return Yards:	N/A
Punt Return TDs:	N/A
Longest Punt Return:	N/A

wide receivers

CAREER STATS AND HIGHS

13 • TY SALAZER

WR · So. · 5-11 · 171
State College, Pa. / State College Area

RECEIVING

YEAR	GP/GS	REC	YDS	TD	AVG	LG
2026	6/0	0	0	0	0.0	0
Total	**6/0**	**0**	**0**	**0**	**0.0**	**0**

RUSHING

YEAR	GP/GS	ATT	YDS	TD	AVG	LG
2026	6/0	0	0	0	0.0	0
Total	**6/0**	**0**	**0**	**0**	**0.0**	**0**

CAREER HIGHS

Receptions:	N/A
Receiving Yards:	N/A
Receiving TDs:	N/A
Longest Reception:	N/A
Rushing Attempts:	N/A
Rushing Yards:	N/A
Rushing TDs:	N/A
Longest Rush:	N/A

14 • DONOVAN LEWIS

WR · Sr. · 5-9 · 190
Westminster, Md. / Calvert Hall

RECEIVING

YEAR	GP/GS	REC	YDS	TD	AVG	LG
2024	11/0	5	31	0	6.2	9
2025	9/0	20	219	1	11.0	30
2026	11/7	45	507	3	11.3	58
Total	**31/7**	**70**	**757**	**4**	**10.8**	**58**

RUSHING

YEAR	GP/GS	ATT	YDS	TD	AVG	LG
2024	11/0	0	0	0	0.0	0
2025	9/0	2	5	0	2.5	4
2026	11/7	0	0	0	0.0	0
Total	**31/7**	**2**	**5**	**0**	**2.5**	**4**

PUNT RETURN

YEAR	GP/GS	ATT	YDS	TD	AVG	LG
2024	11/0	2	24	0	12.0	19
2025	9/0	0	0	0	0.0	0
2026	11/7	0	0	0	0.0	0
Total	**31/7**	**2**	**24**	**0**	**12.0**	**19**

CAREER HIGHS

Receptions:	8 vs. FIU, 11/14/26
Receiving Yards:	83 at Middle Tennessee, 10/13/26
Receiving TDs:	1 (4x) Last: at Kennesaw State, 11/7/26
Longest Reception:	58 vs. Liberty, 10/2/26
Rushing Attempts:	1 (2x) Last vs. UTEP, 11/29/25
Rushing Yards:	4 vs. UTEP, 11/29/25
Rushing TDs:	N/A
Longest Rush:	4 vs. UTEP, 11/29/25
Punt Return Attempts:	2 vs. Sacred Heart, 9/28/24
Punt Return Yards:	24 vs. Sacred Heart, 9/28/24
Punt Return TDs:	N/A
Longest Punt Return:	19 vs. Sacred Heart, 9/28/24

18 • SEAN WILSON

WR · Jr. · 6-0 · 190
Alpharetta, Ga. / Alpharetta

RECEIVING

YEAR	GP/GS	REC	YDS	TD	AVG	LG
2024	1/0	2	31	2	15.5	27
2025	13/13	68	877	3	12.9	51
2026	11/11	62	782	5	12.6	40
Total	**25/24**	**132**	**1,690**	**10**	**12.8**	**51**

RUSHING

YEAR	GP/GS	ATT	YDS	TD	AVG	LG
2024	1/0	0	0	0	0.0	0
2025	13/13	0	0	0	0.0	0
2026	11/11	0	0	0	0.0	0
Total	**25/24**	**0**	**0**	**0**	**0.0**	**0**

CAREER HIGHS

Receptions:	9 (3x) Last: at WKU, 10/27/26
Receiving Yards:	185 vs. Coastal Carolina, 9/19/26
Receiving TDs:	2 (4x) Last: at WKU, 10/27/26
Longest Reception:	51 vs. LA Tech, 11/8/25
Rushing Attempts:	N/A
Rushing Yards:	N/A
Rushing TDs:	N/A
Longest Rush:	N/A

80 • MATTHEW MCKINLEY-DANIELS

WR · Jr. · 6-0 · 185
Gainesville, Fla. / Hawthorne

RECEIVING

YEAR	GP/GS	REC	YDS	TD	AVG	LG
2024	4/0	1	14	0	14.0	14
2025	10/0	0	0	0	0.0	0
2026	11/0	3	69	1	23.0	33
Total	**25/0**	**4**	**83**	**1**	**20.8**	**33**

RUSHING

YEAR	GP/GS	ATT	YDS	TD	AVG	LG
2024	4/0	1	12	0	12.0	12
2025	10/0	0	0	0	0.0	0
2026	11/0	0	0	0	0.0	0
Total	**25/0**	**1**	**12**	**0**	**12.0**	**12**

CAREER HIGHS

Receptions:	2 vs. Liberty, 10/2/26
Receiving Yards:	36 vs. Liberty, 10/2/26
Receiving TDs:	1 vs. Liberty, 10/2/26
Longest Reception:	33 vs. Merrimack, 9/3/26
Rushing Attempts:	1 at N.C. A&T, 9/14/24
Rushing Yards:	14 at N.C. A&T, 9/14/24
Rushing TDs:	N/A
Longest Rush:	14 at N.C. A&T, 9/14/24
Fumble Recoveries:	1 at Middle Tennessee, 10/13/26

wide receivers/tight ends

CAREER STATS AND HIGHS

83 • CALVIN THOMAS

WR • So. • 6-2 • 190
Gainesville, Fla. / Gainesville

RECEIVING

YEAR	GP/GS	REC	YDS	TD	AVG	LG
2026	7/0	0	0	0	0.0	0
Total	**7/0**	**0**	**0**	**0**	**0.0**	**0**

RUSHING

YEAR	GP/GS	ATT	YDS	TD	AVG	LG
2026	7/0	0	0	0	0.0	0
Total	**7/0**	**0**	**0**	**0**	**0.0**	**0**

CAREER HIGHS

Receptions:	N/A
Receiving Yards:	N/A
Receiving TDs:	N/A
Longest Reception:	N/A
Rushing Attempts:	N/A
Rushing Yards:	N/A
Rushing TDs:	N/A
Longest Rush:	N/A

84 • ASHTON NAVARRETE

WR • 5th • 5-9 • 180
Hawthorne, N.J. / Hawthorne (Husson)

RECEIVING

YEAR	GP/GS	REC	YDS	TD	AVG	LG
2022	2/0	0	0	0	0.0	0
2023	9/0	25	294	3	11.8	34
2024	0/0	0	0	0	0.0	0
2025	0/0	0	0	0	0.0	0
2026	0/0	0	0	0	0.0	0
UD	**0/0**	**0**	**0**	**0**	**0.0**	**0**
Total	**11/0**	**25**	**294**	**3**	**11.8**	**34**

CAREER HIGHS

Receptions:	6 vs. Norwich, 9/2/23
Receiving Yards:	60 vs. Norwich, 9/2/23
Receiving TDs:	1 (3x) Last: vs. Curry, 10/14/23
Longest Reception:	34 at Springfield, 9/9/23

12 • JOSH HUMES

TE • Sr. • 6-1 • 230
Hernando, Miss. / Hernando (Coastal Carolina)

RECEIVING

YEAR	GP/GS	REC	YDS	TD	AVG	LG
2025	13/1	0	0	0	0.0	0
2026	11/0	2	80	2	40.0	40
UD	**11/0**	**2**	**80**	**2**	**40.0**	**40**
Total	**24/1**	**2**	**80**	**2**	**40.0**	**40**

CAREER HIGHS

Receptions:	1 (2x) Last: at New Mexico State, 11/21/26
Receiving Yards:	47 at New Mexico State, 11/21/26
Receiving TDs:	1 (2x) Last: at New Mexico State, 11/21/26
Longest Reception:	47 at New Mexico State, 11/21/26

40 • SCOTT MOORE

TE • So. • 6-5 • 250
Girard, Kan. / Girard

RECEIVING

YEAR	GP/GS	REC	YDS	TD	AVG	LG
2025	13/1	6	46	1	7.7	20
2026	11/1	8	139	4	17.4	32
Total	**24/2**	**14**	**185**	**5**	**13.2**	**32**

CAREER HIGHS

Receptions:	4 at New Mexico State, 11/21/26
Receiving Yards:	58 vs. Missouri State, 10/20/26
Receiving TDs:	3 at New Mexico State, 11/21/26
Longest Reception:	32 vs. Missouri State, 10/20/26

85 • JACKSON WHITACRE

TE • Jr. • 6-4 • 245
Oceanport, N.J. / Shore Regional

RECEIVING

YEAR	GP/GS	REC	YDS	TD	AVG	LG
2025	12/0	0	0	0	0.0	0
2026	11/0	1	18	0	18.0	18
Total	**23/0**	**1**	**18**	**0**	**18.0**	**18**

CAREER HIGHS

Receptions:	1 vs. Merrimack, 9/3/26
Receiving Yards:	18 vs. Merrimack, 9/3/26
Receiving TDs:	N/A
Longest Reception:	18 vs. Merrimack, 9/3/26

86 • JAXSON BOWMAN

TE • So. • 6-5 • 255
Cherry Hill, N.J. / Cherry Hill East

RECEIVING

YEAR	GP/GS	REC	YDS	TD	AVG	LG
2026	1/0	0	0	0	0.0	0
Total	**1/0**	**0**	**0**	**0**	**0.0**	**0**

CAREER HIGHS

Receptions:	N/A
Receiving Yards:	N/A
Receiving TDs:	N/A
Longest Reception:	N/A

88 • ELIJAH SESSOMS

TE • 5th • 6-3 • 250
Dover, Del. / Dover

RECEIVING

YEAR	GP/GS	REC	YDS	TD	AVG	LG
2023	13/0	5	54	0	10.8	22
2024	11/2	5	40	0	8.0	19
2025	13/13	22	190	2	8.6	21
2026	11/11	12	186	3	15.5	35
Total	**48/26**	**44**	**470**	**5**	**10.7**	**35**

CAREER HIGHS

Receptions:	5 vs. WKU, 10/3/25
Receiving Yards:	45 at WKU, 10/27/26
Receiving TDs:	1 (5x) Last: at New Mexico State, 11/21/26
Longest Reception:	35 at WKU, 10/27/26

defense

CAREER STATS AND HIGHS

0 • Q'YAEIR PRICE

DE • Sr. • 6-2 • 245
Paterson, N.J. / DePaul Catholic (Rutgers)

YEAR	GP/GS	U	A	T	TFL-YD	SK-YD	FF	FR	INT	PBU
2022	3/0	0	0	0	0.0-0	0.0-0	0	0	0	0
2023	0/0	0	0	0	0.0-0	0.0-0	0	0	0	0
2024	11/0	7	12	19	3.5-12	2.0-9	0	0	0	0
2025	2/0	0	4	4	1.0-9	1.0-9	0	0	0	0
2026	6/0	2	0	2	1.0-3	0.0-0	0	0	0	0
UD	**19/0**	**9**	**16**	**25**	**5.5-24**	**3.0-18**	**0**	**0**	**0**	**0**
Total	**22/0**	**9**	**16**	**25**	**5.5-24**	**3.0-18**	**0**	**0**	**0**	**0**

CAREER HIGHS

Tackles:	4 vs. Penn, 9/21/24
Tackles For Loss:	1.0 (4x) Last: at Middle Tennessee, 10/13/26
Sacks:	1.0 (2x) Last: at N.C. A&T, 9/14/24
Forced Fumbles:	N/A
Fumble Recoveries:	N/A
Interceptions:	N/A
Pass Breakups:	N/A
Touchdowns:	N/A
Blocked Kicks:	N/A

2 • KAHLIL ALI

S • Sr. • 6-1 • 200
Pennsauken, N.J. / Pennsauken (Boston College)

YEAR	GP/GS	U	A	T	TFL-YD	SK-YD	FF	FR	INT	PBU
2023	4/0	1	1	2	0.0-0	0.0-0	0	0	0	0
2024	6/0	0	1	1	0.0-0	0.0-0	0	0	0	0
2025	13/4	26	24	50	3.0-13	1.0-10	0	0	1	2
2026	11/11	26	29	55	4.5-21	0.5-3	0	0	0	1
UD	**24/15**	**52**	**53**	**105**	**7.5-34**	**1.5-13**	**0**	**0**	**1**	**3**
Total	**34/15**	**53**	**55**	**108**	**7.5-34**	**1.5-13**	**0**	**0**	**1**	**3**

CAREER HIGHS

Tackles:	8 vs. Liberty, 10/2/26
Tackles For Loss:	1.0 (7x) Last: at Kennesaw State, 11/7/26
Sacks:	1.0 at Sam Houston, 11/15/25
Forced Fumbles:	N/A
Fumble Recoveries:	N/A
Interceptions:	1 vs. Delaware State, 8/28/25
Pass Breakups:	1 (3x) Last: at WKU, 10/27/26
Touchdowns:	1, INT for 45 yds vs. Delaware State, 8/28/25
Blocked Kicks:	N/A

3 • BRANDON GORHAM

DE • So. • 6-3 • 245
Odenton, Md. / Arundel

YEAR	GP/GS	U	A	T	TFL-YD	SK-YD	FF	FR	INT	PBU
2025	12/0	6	1	7	1.5-8	1.5-8	0	0	0	0
2026	11/1	3	16	19	6.5-28	4.0-20	0	1	0	0
Total	**23/1**	**9**	**17**	**26**	**8.0-36**	**5.5-28**	**0**	**1**	**0**	**0**

CAREER HIGHS

Tackles:	3 (5x) Last: at New Mexico State, 11/21/26
Tackles For Loss:	1.5 vs. Liberty, 10/2/26
Sacks:	1.0 (4x) Last: at WKU, 10/27/26
Forced Fumbles:	N/A
Fumble Recoveries:	1 vs. Missouri State, 10/20/26
Interceptions:	N/A
Pass Breakups:	N/A
Touchdowns:	N/A
Blocked Kicks:	N/A

4 • DEMARCO DANIELS

LB • Fr. • 6-1 • 215
Hawthorne, Fla. / Eastside

YEAR	GP/GS	U	A	T	TFL-YD	SK-YD	FF	FR	INT	PBU
2026	11/0	6	11	17	0.0-0	0.0-0	0	0	0	0
Total	**11/0**	**6**	**11**	**17**	**0.0-0**	**0.0-0**	**0**	**0**	**0**	**0**

CAREER HIGHS

Tackles:	6 at Virginia, 9/26/26
Tackles For Loss:	N/A
Sacks:	N/A
Forced Fumbles:	N/A
Fumble Recoveries:	N/A
Interceptions:	N/A
Pass Breakups:	N/A
Touchdowns:	N/A
Blocked Kicks:	N/A

5 • DANNELL JESTER JR.

S • Fr. • 6-0 • 185
Meigs, Ga. / Thomas County Central

YEAR	GP/GS	U	A	T	TFL-YD	SK-YD	FF	FR	INT	PBU
2026	7/0	0	1	1	0.0-0	0.0-0	0	0	0	1
Total	**7/0**	**0**	**1**	**1**	**0.0-0**	**0.0-0**	**0**	**0**	**0**	**1**

CAREER HIGHS

Tackles:	1 vs. Liberty, 10/2/26
Tackles For Loss:	N/A
Sacks:	N/A
Forced Fumbles:	N/A
Fumble Recoveries:	N/A
Interceptions:	N/A
Pass Breakups:	1 vs. Merrimack, 9/3/26
Touchdowns:	N/A
Blocked Kicks:	N/A

6 • KSHAWN COX JR.

CB • Sr. • 5-10 • 180
Bridgeville, Del. / Wise [Md.]

YEAR	GP/GS	U	A	T	TFL-YD	SK-YD	FF	FR	INT	PBU
2024	10/0	8	2	10	0.0-0	0.0-0	0	0	0	1
2025	11/10	18	12	30	0.5-1	0.0-0	0	0	0	2
2026	11/10	24	14	38	0.0-0	0.0-0	0	0	0	6
Total	**32/20**	**50**	**28**	**78**	**0.5-1**	**0.0-0**	**0**	**0**	**0**	**9**

CAREER HIGHS

Tackles:	7 vs. Middle Tennessee, 10/22/25
Tackles For Loss:	0.5 vs. WKU, 10/3/25
Sacks:	N/A
Forced Fumbles:	N/A
Fumble Recoveries:	N/A
Interceptions:	N/A
Pass Breakups:	2 (2x) Last: at Kennesaw State, 11/7/26
Touchdowns:	N/A
Blocked Kicks:	N/A

defense

CAREER STATS AND HIGHS

7 • KT SEAY

S · Sr. · 6-2 · 190
Norfolk, Va. / Maury

YEAR	GP/GS	U	A	T	TFL-YD	SK-YD	FF	FR	INT	PBU
2023	12/10	21	16	37	0.0-0	0.0-0	0	0	1	0
2024	11/11	23	15	38	1.0-5	1.0-5	0	0	4	2
2025	13/13	62	29	91	5.5-10	0.0-0	1	1	3	1
2026	10/2	6	7	13	1.0-4	0.0-0	0	0	0	3
Total	**46/36**	**112**	**67**	**179**	**7.5-19**	**1.0-5**	**1**	**1**	**8**	**6**

CAREER HIGHS

Tackles:	13 vs. UConn, 9/13/25
Tackles For Loss:	3.5 at Jax State, 10/15/25
Sacks:	1.0 vs. Sacred Heart, 9/28/24
Forced Fumbles:	1 at Liberty, 11/1/25
Fumble Recoveries:	1 vs. WKU, 10/3/25
Interceptions:	1 (8x) Last: at Wake Forest, 11/22/25
Pass Breakups:	1 (6x) Last: vs. Coastal Carolina, 9/19/26
Touchdowns:	N/A
Blocked Kicks:	N/A

8 • JAQUISE ALEXANDER

CB · 5th · 5-11 · 175
Tampa, Fla. / Tampa Catholic (North Dakota State)

YEAR	GP/GS	U	A	T	TFL-YD	SK-YD	FF	FR	INT	PBU
2023	9/7	6	3	9	0.0-0	0.0-0	0	0	0	1
2024	11/0	9	4	13	0.0-0	0.0-0	0	0	1	3
2025	13/6	20	8	28	1.5-5	0.5-2	0	0	1	6
2026	11/6	14	13	27	0.0-0	0.0-0	0	0	0	9
UD	**11/6**	**14**	**13**	**27**	**0.0-0**	**0.0-0**	**0**	**0**	**0**	**9**
Total	**44/19**	**49**	**28**	**77**	**1.5-5**	**0.5-2**	**0**	**0**	**2**	**19**

CAREER HIGHS

Tackles:	6 at North Dakota, 11/8/25
Tackles For Loss:	1.0 at Tennessee State, 9/6/25
Sacks:	0.5 vs. Southeast Missouri St., 9/13/25
Forced Fumbles:	N/A
Fumble Recoveries:	N/A
Interceptions:	1 (2x) Last: vs. Southeast Missouri St., 9/13/25
Pass Breakups:	3 at New Mexico State, 11/21/26
Touchdowns:	N/A
Blocked Kicks:	N/A

9 • COLIN GALLAGHER

LB · Jr. · 6-1 · 220
Middletown, N.J. / Middletown South

YEAR	GP/GS	U	A	T	TFL-YD	SK-YD	FF	FR	INT	PBU
2024	3/0	0	0	0	0.0-0	0.0-0	0	0	0	0
2025	13/0	11	13	24	2.0-3	0.0-0	0	0	0	0
2026	6/6	20	23	43	5.5-18	3.5-13	1	1	0	1
Total	**22/6**	**31**	**36**	**67**	**7.5-21**	**3.5-13**	**1**	**1**	**0**	**1**

CAREER HIGHS

Tackles:	13 at Virginia, 9/26/26
Tackles For Loss:	2.5 at Vanderbilt, 9/12/26
Sacks:	1.5 at Vanderbilt, 9/12/26
Forced Fumbles:	1 vs. Coastal Carolina, 9/19/26
Fumble Recoveries:	1 vs. Coastal Carolina, 9/19/26
Interceptions:	N/A
Pass Breakups:	1 at Vanderbilt, 9/12/26
Touchdowns:	N/A
Blocked Kicks:	N/A

10 • BLAKE MATTHEWS

BAN · 5th · 6-2 · 215
Villa Rica, Ga. / Breman (Troy)

YEAR	GP/GS	U	A	T	TFL-YD	SK-YD	FF	FR	INT	PBU
2022	1/0	1	0	1	0.0-0	0.0-0	0	0	0	0
2023	14/0	3	1	4	0.0-0	0.0-0	0	1	0	0
2024	11/0	9	7	16	1.5-4	1.0-3	0	1	0	0
2025	12/9	17	37	54	3.5-12	0.0-0	0	0	0	4
2026	11/11	21	41	62	10.0-52	5.0-40	1	1	0	1
UD	**34/20**	**47**	**85**	**132**	**15.0-68**	**6.0-43**	**1**	**2**	**0**	**5**
Total	**49/20**	**51**	**86**	**137**	**15.0-68**	**6.0-43**	**1**	**3**	**0**	**5**

CAREER HIGHS

Tackles:	11 at Virginia, 9/26/26
Tackles For Loss:	2.0 at Virginia, 9/26/26
Sacks:	2.0 at Virginia, 9/26/26
Forced Fumbles:	1 vs. Coastal Carolina, 9/19/26
Fumble Recoveries:	1 (4x) Last: vs. Coastal Carolina, 9/19/26
Interceptions:	N/A
Pass Breakups:	2 vs. Middle Tennessee, 10/22/25
Touchdowns:	N/A
Blocked Kicks:	N/A

11 • JAWARREN CORBIN

LB · Sr. · 6-1 · 235
Wildwood, Fla. / South Sumter (Iowa Central CC)

YEAR	GP/GS	U	A	T	TFL-YD	SK-YD	FF	FR	INT	PBU
2025	5/0	2	1	3	0.0-0	0.0-0	0	0	0	0
2026	11/6	15	21	36	2.5-17	1.0-12	2	0	2	3
Total	**16/6**	**17**	**22**	**39**	**2.5-17**	**1.0-12**	**2**	**0**	**2**	**3**

CAREER HIGHS

Tackles:	7 vs. FIU, 11/14/26
Tackles For Loss:	1.5 vs. FIU, 11/14/26
Sacks:	1.0 vs. Missouri State, 10/20/26
Forced Fumbles:	1 (2x) Last: at WKU, 10/27/26
Fumble Recoveries:	N/A
Interceptions:	1 (2x) Last: vs. FIU, 11/14/26
Pass Breakups:	1 (3x) Last: at New Mexico State, 11/21/26
Touchdowns:	N/A
Blocked Kicks:	N/A

13 • NOAH MATTHEWS

DE · 5th · 6-5 · 255
Bridgeville, Del. / Woodbridge (Kentucky)

YEAR	GP/GS	U	A	T	TFL-YD	SK-YD	FF	FR	INT	PBU
2022	4/0	0	0	0	0.0-0	0.0-0	0	0	0	0
2023	10/0	2	4	6	0.0-0	0.0-0	0	0	0	0
2024	12/2	1	6	7	0.5-1	0.0-0	0	1	0	0
2025	13/12	18	13	31	7.0-20	2.0-13	0	0	0	1
2026	11/11	9	14	23	4.5-35	3.5-33	0	0	0	0
UD	**24/23**	**27**	**27**	**54**	**11.5-55**	**5.5-46**	**0**	**0**	**0**	**1**
Total	**50/25**	**30**	**37**	**67**	**12.0-56**	**5.5-46**	**0**	**1**	**0**	**1**

CAREER HIGHS

Tackles:	5 vs. Louisiana, 12/17/25
Tackles For Loss:	2.0 at New Mexico State, 11/21/26
Sacks:	1.5 (2x) Last: vs. Coastal Carolina, 9/19/26
Forced Fumbles:	N/A
Fumble Recoveries:	1 at Ole Miss, 9/28/24
Interceptions:	N/A
Pass Breakups:	1 vs. UTEP, 11/29/25
Touchdowns:	N/A
Blocked Kicks:	N/A

defense

CAREER STATS AND HIGHS

14 • JAMES STEEL

DE · So. · 6-4 · 285
Swedesboro, N.J. / Caravel Academy (UAB)

YEAR	GP/GS	U	A	T	TFL-YD	SK-YD	FF	FR	INT	PBU
2025	2/0	0	0	0	0.0-0	0.0-0	0	0	0	0
2026	9/0	1	4	5	0.5-6	0.5-6	1	1	0	0
UD	**9/0**	**1**	**4**	**5**	**0.5-6**	**0.5-6**	**1**	**1**	**0**	**0**
Total	**11/0**	**1**	**4**	**5**	**0.5-6**	**0.5-6**	**1**	**1**	**0**	**0**

CAREER HIGHS

Tackles:	2 vs. Coastal Carolina, 9/19/26
Tackles For Loss:	0.5 vs. Coastal Carolina, 9/19/26
Sacks:	0.5 vs. Coastal Carolina, 9/19/26
Forced Fumbles:	1 at Virginia, 9/26/26
Fumble Recoveries:	1 at Virginia, 9/26/26
Interceptions:	N/A
Pass Breakups:	N/A
Touchdowns:	N/A
Blocked Kicks:	N/A

16 • NOAH JEFFERSON

S · So. · 6-2 · 194
Hampton, Va. / Phoebus

YEAR	GP/GS	U	A	T	TFL-YD	SK-YD	FF	FR	INT	PBU
2025	13/0	3	5	8	0.0-0	0.0-0	0	0	0	0
2026	11/0	14	15	29	0.0-0	0.0-0	2	0	0	3
Total	**24/0**	**17**	**20**	**37**	**0.0-0**	**0.0-0**	**2**	**0**	**0**	**3**

CAREER HIGHS

Tackles:	8 vs. Merrimack, 9/3/26
Tackles For Loss:	N/A
Sacks:	N/A
Forced Fumbles:	1 (2x) Last: at Middle Tennessee, 10/13/26
Fumble Recoveries:	N/A
Interceptions:	N/A
Pass Breakups:	2 vs. Merrimack, 9/3/26
Touchdowns:	N/A
Blocked Kicks:	N/A

18 • JAMARION KOLAGBODI

CB · So. · 6-0 · 180
Fort Wayne, Ind. / Snider

YEAR	GP/GS	U	A	T	TFL-YD	SK-YD	FF	FR	INT	PBU
2025	13/3	23	5	28	1.0-2	0.0-0	1	0	1	6
2026	11/6	30	9	39	3.0-7	0.0-0	0	0	0	9
Total	**24/9**	**53**	**14**	**67**	**4.0-9**	**0.0-0**	**1**	**0**	**1**	**15**

CAREER HIGHS

Tackles:	7 at Kennesaw State, 11/7/26
Tackles For Loss:	1.0 (4x) Last: vs. Missouri State, 10/20/26
Sacks:	N/A
Forced Fumbles:	1 at Liberty, 11/1/25
Fumble Recoveries:	N/A
Interceptions:	1 vs. UTEP, 11/29/25
Pass Breakups:	3 vs. Coastal Carolina, 9/19/26
Touchdowns:	N/A
Blocked Kicks:	N/A

19 • KEVIN MOORE

S · Fr. · 6-1 · 195
Coram, N.Y. / St. Anthony's

YEAR	GP/GS	U	A	T	TFL-YD	SK-YD	FF	FR	INT	PBU
2026	11/2	17	11	28	2.0-9	0.0-0	1	0	2	2
Total	**11/2**	**14**	**11**	**28**	**2.0-9**	**0.0-0**	**1**	**0**	**2**	**2**

CAREER HIGHS

Tackles:	5 (2x) Last: at Kennesaw State, 11/7/26
Tackles For Loss:	1.0 (2x) Last: at Kennesaw State, 11/7/26
Sacks:	N/A
Forced Fumbles:	1 vs. Merrimack, 9/3/26
Fumble Recoveries:	N/A
Interceptions:	1 (2x) Last: vs. FIU, 11/14/26
Pass Breakups:	1 (2x) Last: vs. Liberty, 10/2/26
Touchdowns:	N/A
Blocked Kicks:	N/A

20 • JALEN BELL

BAN · Jr. · 6-2 · 192
Kissimmee, Fla. / Osceola (LIU)

YEAR	GP/GS	U	A	T	TFL-YD	SK-YD	FF	FR	INT	PBU
2024	7/0	9	6	15	0.0-0	0.0-0	0	0	0	0
2025	11/8	38	34	72	7.0-11	0.0-0	1	0	2	4
2026	11/0	8	13	21	1.0-4	0.0-0	0	0	0	1
UD	**11/0**	**8**	**13**	**21**	**1.0-4**	**0.0-0**	**0**	**0**	**0**	**1**
Total	**29/8**	**55**	**53**	**108**	**8.0-15**	**0.0-0**	**1**	**0**	**2**	**5**

CAREER HIGHS

Tackles:	14 vs. Wagner, 11/22/25
Tackles For Loss:	2.0 (2x) Last: vs. Robert Morris, 10/18/25
Sacks:	N/A
Forced Fumbles:	1 at Eastern Michigan, 9/6/25
Fumble Recoveries:	N/A
Interceptions:	1 (2x) Last: at Rhode Island, 9/20/25
Pass Breakups:	2 at Mercyhurst, 10/4/25
Touchdowns:	N/A
Blocked Kicks:	N/A

21 • TRENT GUMMER

CB · Fr. · 5-10 · 175
Orlando, Fla. / Bishop Moore Catholic

YEAR	GP/GS	U	A	T	TFL-YD	SK-YD	FF	FR	INT	PBU
2026	10/0	0	3	3	0.0-0	0.0-0	0	0	0	0
Total	**10/0**	**0**	**3**	**3**	**0.0-0**	**0.0-0**	**0**	**0**	**0**	**0**

CAREER HIGHS

Tackles:	1 (3x) Last: at Virginia, 9/26/26
Tackles For Loss:	N/A
Sacks:	N/A
Forced Fumbles:	N/A
Fumble Recoveries:	N/A
Interceptions:	N/A
Pass Breakups:	N/A
Touchdowns:	N/A
Blocked Kicks:	N/A

defense

CAREER STATS AND HIGHS

22 • DORIAN RUTLEDGE

S · Fr. · 6-2 · 185
Chester, Pa. / Middletown [Del.]

YEAR	GP/GS	U	A	T	TFL-YD	SK-YD	FF	FR	INT	PBU
2026	9/0	2	3	5	0.0-0	0.0-0	0	0	0	0
Total	**9/0**	**2**	**3**	**5**	**0.0-0**	**0.0-0**	**0**	**0**	**0**	**0**

CAREER HIGHS

Tackles:	3 vs. Merrimack, 9/3/26
Tackles For Loss:	N/A
Sacks:	N/A
Forced Fumbles:	N/A
Fumble Recoveries:	N/A
Interceptions:	N/A
Pass Breakups:	N/A
Touchdowns:	N/A
Blocked Kicks:	N/A

23 • SHAWN CHURCH JR.

CB · Fr. · 6-3 · 195
Virginia Beach, Va. / Green Run

YEAR	GP/GS	U	A	T	TFL-YD	SK-YD	FF	FR	INT	PBU
2026	2/0	0	2	2	0.0-0	0.0-0	0	0	0	0
Total	**2/0**	**0**	**2**	**2**	**0.0-0**	**0.0-0**	**0**	**0**	**0**	**0**

CAREER HIGHS

Tackles:	2 vs. Liberty, 10/2/26
Tackles For Loss:	N/A
Sacks:	N/A
Forced Fumbles:	N/A
Fumble Recoveries:	N/A
Interceptions:	N/A
Pass Breakups:	N/A
Touchdowns:	N/A
Blocked Kicks:	N/A

24 • JALEN ROSS

CB · So. · 6-0 · 180
Jacksonville, Fla. / The Bolles School

YEAR	GP/GS	U	A	T	TFL-YD	SK-YD	FF	FR	INT	PBU
2025	2/0	0	0	0	0.0-0	0.0-0	0	0	0	0
2026	0/0	0	0	0	0.0-0	0.0-0	0	0	0	0
Total	**2/0**	**0**	**0**	**0**	**0.0-0**	**0.0-0**	**0**	**0**	**0**	**0**

CAREER HIGHS

Tackles:	N/A
Tackles For Loss:	N/A
Sacks:	N/A
Forced Fumbles:	N/A
Fumble Recoveries:	N/A
Interceptions:	N/A
Pass Breakups:	N/A
Touchdowns:	N/A
Blocked Kicks:	N/A

25 • AZIR LEE

CB · So. · 6-0 · 180
Camden, N.J. / Camden

YEAR	GP/GS	U	A	T	TFL-YD	SK-YD	FF	FR	INT	PBU
2026	11/0	2	2	4	1.0-1	0.0-0	0	0	0	0
Total	**11/0**	**2**	**2**	**4**	**1.0-1**	**0.0-0**	**0**	**0**	**0**	**0**

CAREER HIGHS

Tackles:	1 (4x) Last: at New Mexico State, 11/21/26
Tackles For Loss:	1.0 vs. Liberty, 10/2/26
Sacks:	N/A
Forced Fumbles:	N/A
Fumble Recoveries:	N/A
Interceptions:	N/A
Pass Breakups:	N/A
Touchdowns:	N/A
Blocked Kicks:	N/A

27 • AJ GRAHAM

S · So. · 6-1 · 205
Mooresville, N.C. / Mooresville

YEAR	GP/GS	U	A	T	TFL-YD	SK-YD	FF	FR	INT	PBU
2025	12/0	0	1	1	0.0-0	0.0-0	0	0	0	0
2026	11/0	13	8	21	0.0-0	0.0-0	0	1	1	1
Total	**23/0**	**13**	**9**	**22**	**0.0-0**	**0.0-0**	**0**	**1**	**1**	**1**

CAREER HIGHS

Tackles:	3 (4x) Last: vs. FIU, 11/14/26
Tackles For Loss:	N/A
Sacks:	N/A
Forced Fumbles:	N/A
Fumble Recoveries:	1 at Vanderbilt, 9/12/26
Interceptions:	1 at WKU, 10/27/26
Pass Breakups:	1 vs. Coastal Carolina, 9/19/26
Touchdowns:	N/A
Blocked Kicks:	N/A

28 • QUINCY SMITH

DT · Jr. · 6-1 · 280
Orlando, Fla. / Timber Creek

YEAR	GP/GS	U	A	T	TFL-YD	SK-YD	FF	FR	INT	PBU
2024	2/0	2	1	3	0.0-0	0.0-0	0	0	0	0
2025	4/0	2	5	7	0.5-1	0.0-0	0	0	0	0
2026	0/0	0	0	0	0.0-0	0.0-0	0	0	0	0
UD	**0/0**	**0**	**0**	**0**	**0.0-0**	**0.0-0**	**0**	**0**	**0**	**0**
Total	**6/0**	**4**	**6**	**10**	**0.5-1**	**0.0-0**	**0**	**0**	**0**	**0**

CAREER HIGHS

Tackles:	3 (2x) Last: vs. Emory & Henry, 9/13/25
Tackles For Loss:	0.5 vs. Newberry, 9/27/25
Sacks:	N/A
Forced Fumbles:	N/A
Fumble Recoveries:	N/A
Interceptions:	N/A
Pass Breakups:	N/A
Touchdowns:	N/A
Blocked Kicks:	N/A

defense

CAREER STATS AND HIGHS

29 • GEORGE MULLINS

S · So. · 6-3 · 190
Webster, Fla. / South Sumter (Michigan State)

YEAR	GP/GS	U	A	T	TFL-YD	SK-YD	FF	FR	INT	PBU
2025	3/0	0	1	1	0.0-0	0.0-0	0	0	0	0
2026	11/9	27	22	49	2.0-8	0.0-0	0	0	4	4
UD	**11/9**	**27**	**22**	**49**	**2.0-8**	**0.0-0**	**0**	**0**	**4**	**4**
Total	**14/9**	**27**	**23**	**50**	**2.0-8**	**0.0-0**	**0**	**0**	**4**	**4**

CAREER HIGHS

Tackles:	8 at Kennesaw State, 11/7/26
Tackles For Loss:	1.0 (2x) Last: vs. FIU, 11/14/26
Sacks:	N/A
Forced Fumbles:	N/A
Fumble Recoveries:	N/A
Interceptions:	1 (4x) Last: at Kennesaw State, 11/7/26
Pass Breakups:	2 vs. FIU, 11/14/26
Touchdowns:	N/A
Blocked Kicks:	N/A

30 • JAYLEN MACK

CB · Jr. · 5-9 · 170
Douglasville, Ga. / Alexander (Sewanee)

YEAR	GP/GS	U	A	T	TFL-YD	SK-YD	FF	FR	INT	PBU
2024	10/2	28	11	39	3.5-17	0.0-0	2	2	1	6
2025	10/10	37	10	47	1.0-5	0.0-0	1	1	6	11
2026	4/0	0	1	1	0.0-0	0.0-0	0	0	0	0
UD	**4/0**	**0**	**1**	**1**	**0.0-0**	**0.0-0**	**0**	**0**	**0**	**0**
Total	**24/12**	**65**	**22**	**87**	**4.5-22**	**0.0-0**	**3**	**3**	**7**	**17**

CAREER HIGHS

Tackles:	9 vs. Trinity, 11/1/25
Tackles For Loss:	1 (4x) Last: at Millsaps, 11/15/25
Sacks:	N/A
Forced Fumbles:	1 (3x) Last: vs. Maryville, 10/4/25
Fumble Recoveries:	1 (3x) Last: vs. Berry, 10/18/25
Interceptions:	2 at Rhodes, 10/25/25
Pass Breakups:	6 at Rhodes, 10/25/25
Touchdowns:	N/A
Blocked Kicks:	N/A

33 • TRACE SCOTT III

DT · Jr. · 6-4 · 275
Orlando, Fla. / Timber Creek

YEAR	GP/GS	U	A	T	TFL-YD	SK-YD	FF	FR	INT	PBU
2024	4/0	0	2	2	0.0-0	0.0-0	0	0	0	0
2025	13/3	5	15	20	4.0-19	3.5-19	0	0	0	0
2026	11/11	7	27	34	4.5-25	3.0-22	0	0	1	1
Total	**28/14**	**12**	**44**	**56**	**8.5-44**	**6.5-51**	**0**	**0**	**1**	**1**

CAREER HIGHS

Tackles:	5 (2x) Last: vs. FIU, 11/14/26
Tackles For Loss:	2.0 at WKU, 10/27/26
Sacks:	2.0 at WKU, 10/27/26
Forced Fumbles:	N/A
Fumble Recoveries:	N/A
Interceptions:	1 at Kennesaw State, 11/7/26
Pass Breakups:	1 vs. Merrimack, 9/3/26
Touchdowns:	1, INT for 7 yds at Kennesaw State, 11/7/26
Blocked Kicks:	1 (PAT) vs. FIU, 11/14/26

35 • GAVIN MOUL

LB · Sr. · 6-0 · 227
Bethel Park, Pa. / Bethel Park

YEAR	GP/GS	U	A	T	TFL-YD	SK-YD	FF	FR	INT	PBU
2023	12/0	3	7	10	0.0-0	0.0-0	0	0	0	0
2024	11/11	25	46	71	6.0-14	0.0-0	1	0	2	2
2025	13/13	50	61	111	6.5-13	1.5-6	0	1	0	3
2026	10/10	34	51	85	6.0-24	2.0-16	1	1	0	2
Total	**46/34**	**112**	**165**	**277**	**18.5-51**	**3.5-22**	**2**	**2**	**2**	**7**

CAREER HIGHS

Tackles:	14 vs. Penn, 9/21/24
Tackles For Loss:	2.0 vs. Delaware State, 8/28/25
Sacks:	1.0 (2x) Last: at New Mexico State, 11/21/26
Forced Fumbles:	1 (2x) Last: at Vanderbilt, 9/12/26
Fumble Recoveries:	1 (2x) Last: vs. Coastal Carolina, 9/19/26
Interceptions:	1 (2x) Last: vs. Rhode Island, 11/9/24
Pass Breakups:	1 (7x) Last: at New Mexico State, 11/21/26
Touchdowns:	1, FR for 16 yds vs. UTEP, 11/29/25
Blocked Kicks:	N/A

36 • NASIR EATMON

S · So. · 6-0 · 190
Waldorf, Md. / North Point

YEAR	GP/GS	U	A	T	TFL-YD	SK-YD	FF	FR	INT	PBU
2025	12/0	0	4	4	0.0-0	0.0-0	0	0	2	0
2026	11/6	14	14	28	0.5-3	0.5-3	0	0	0	1
Total	**23/6**	**14**	**18**	**32**	**0.5-3**	**0.5-3**	**0**	**0**	**2**	**1**

CAREER HIGHS

Tackles:	6 at Virginia, 9/26/26
Tackles For Loss:	0.5 at Virginia, 9/26/26
Sacks:	0.5 at Virginia, 9/26/26
Forced Fumbles:	N/A
Fumble Recoveries:	N/A
Interceptions:	1 (2x) Last: vs. UTEP, 11/29/25
Pass Breakups:	1 vs. Liberty, 10/2/26
Touchdowns:	N/A
Blocked Kicks:	N/A

37 • DILLON GRIFFITH

BAN · So. · 6-0 · 195
Newark, Del. / Appoquinimink

YEAR	GP/GS	U	A	T	TFL-YD	SK-YD	FF	FR	INT	PBU
2026	1/0	0	0	0	0.0-0	0.0-0	0	0	0	1
Total	**1/0**	**0**	**0**	**0**	**0.0-0**	**0.0-0**	**0**	**0**	**0**	**1**

CAREER HIGHS

Tackles:	N/A
Tackles For Loss:	N/A
Sacks:	N/A
Forced Fumbles:	N/A
Fumble Recoveries:	N/A
Interceptions:	N/A
Pass Breakups:	1 vs. Merrimack, 9/3/26
Touchdowns:	N/A
Blocked Kicks:	N/A

defense

CAREER STATS AND HIGHS

42 • WAYNE CUNNINGHAM JR.

LB · Fr. · 6-2 · 220
Clearwater, Fla. / Clearwater

YEAR	GP/GS	U	A	T	TFL-YD	SK-YD	FF	FR	INT	PBU
2026	7/0	3	0	3	0.0-0	0.0-0	0	0	0	0
Total	**7/0**	**3**	**0**	**3**	**0.0-0**	**0.0-0**	**0**	**0**	**0**	**0**

CAREER HIGHS

Tackles:	2 vs. Missouri State, 10/20/26
Tackles For Loss:	N/A
Sacks:	N/A
Forced Fumbles:	N/A
Fumble Recoveries:	N/A
Interceptions:	N/A
Pass Breakups:	N/A
Touchdowns:	N/A
Blocked Kicks:	N/A

44 • KAEDEN SINGLETON

DE · Jr. · 6-3 · 250
Lawrence, Pa. / Canon McMillan

YEAR	GP/GS	U	A	T	TFL-YD	SK-YD	FF	FR	INT	PBU
2025	13/0	1	3	4	1.0-8	1.0-8	0	0	0	0
2026	11/2	1	4	5	0.5-1	0.5-1	0	0	0	1
Total	**24/2**	**2**	**7**	**9**	**1.5-9**	**1.5-9**	**0**	**0**	**0**	**1**

CAREER HIGHS

Tackles:	2 at Virginia, 9/26/26
Tackles For Loss:	1.0 at Colorado, 9/6/25
Sacks:	1.0 at Colorado, 9/6/25
Forced Fumbles:	N/A
Fumble Recoveries:	N/A
Interceptions:	N/A
Pass Breakups:	1 vs. Merrimack, 9/3/26
Touchdowns:	N/A
Blocked Kicks:	N/A

46 • JULIUS PURYEAR

LB · So. · 6-2 · 220
Stuart, Fla. / Jensen Beach

YEAR	GP/GS	U	A	T	TFL-YD	SK-YD	FF	FR	INT	PBU
2025	2/0	1	0	1	0.0-0	0.0-0	0	0	0	0
2026	11/0	4	3	7	0.0-0	0.0-0	0	0	0	0
Total	**13/0**	**5**	**3**	**8**	**0.0-0**	**0.0-0**	**0**	**0**	**0**	**0**

CAREER HIGHS

Tackles:	4 at Virginia, 9/26/26
Tackles For Loss:	N/A
Sacks:	N/A
Forced Fumbles:	N/A
Fumble Recoveries:	N/A
Interceptions:	N/A
Pass Breakups:	N/A
Touchdowns:	N/A
Blocked Kicks:	N/A

47 • YAMDRY HERNANDEZ

DE · So. · 6-3 · 242
Atlantic City, N.J. / Atlantic City Institute of Technology

YEAR	GP/GS	U	A	T	TFL-YD	SK-YD	FF	FR	INT	PBU
2026	5/0	0	1	1	0.0-0	0.0-0	0	0	0	0
Total	**5/0**	**0**	**1**	**1**	**0.0-0**	**0.0-0**	**0**	**0**	**0**	**0**

CAREER HIGHS

Tackles:	1 vs. Coastal Carolina, 9/19/26
Tackles For Loss:	N/A
Sacks:	N/A
Forced Fumbles:	N/A
Fumble Recoveries:	N/A
Interceptions:	N/A
Pass Breakups:	N/A
Touchdowns:	N/A
Blocked Kicks:	N/A

52 • DOMINICK BROGNA

DT · 5th · 6-2 · 300
Bayville, N.J. / Bergen Catholic

YEAR	GP/GS	U	A	T	TFL-YD	SK-YD	FF	FR	INT	PBU
2022	1/0	0	1	1	0.0-0	0.0-0	0	0	0	0
2023	13/1	9	13	22	3.0-11	0.5-4	0	0	0	0
2024	11/5	10	17	27	2.0-3	0.0-0	0	0	0	1
2025	13/4	16	15	31	4.0-15	0.5-5	0	0	0	0
2026	11/11	7	36	43	2.0-5	0.5-3	0	0	0	1
Total	**49/21**	**42**	**82**	**124**	**11.0-34**	**1.5-12**	**0**	**0**	**0**	**2**

CAREER HIGHS

Tackles:	8 at Liberty, 11/1/25
Tackles For Loss:	1.5 (2x) Last: at Sam Houston, 11/15/25
Sacks:	0.5 (3x) Last: vs. Coastal Carolina, 9/19/26
Forced Fumbles:	N/A
Fumble Recoveries:	N/A
Interceptions:	N/A
Pass Breakups:	1 (2x) Last: vs. FIU, 11/14/26
Touchdowns:	N/A
Blocked Kicks:	N/A

54 • TYSEAN MILLIGAN JR.

LB · Sr. · 5-11 · 235
Dover, Del. / Dover (Stevenson)

YEAR	GP/GS	U	A	T	TFL-YD	SK-YD	FF	FR	INT	PBU
2024	7/0	7	2	9	0.0-0	0.0-0	0	0	0	0
2025	10/10	27	24	51	2.0-3	0.0-0	0	0	0	0
2026	0/0	0	0	0	0.0-0	0.0-0	0	0	0	0
UD	**0/0**	**0**	**0**	**0**	**0.0-0**	**0.0-0**	**0**	**0**	**0**	**0**
Total	**17/10**	**34**	**26**	**60**	**2.0-3**	**0.0-0**	**0**	**0**	**0**	**0**

CAREER HIGHS

Tackles:	9 vs. Widener, 9/13/25
Tackles For Loss:	2.0 vs. Widener, 9/13/25
Sacks:	N/A
Forced Fumbles:	N/A
Fumble Recoveries:	N/A
Interceptions:	N/A
Pass Breakups:	N/A
Touchdowns:	N/A
Blocked Kicks:	N/A

defense

CAREER STATS AND HIGHS

88 • SAM SIAFA

DE · 5th · 6-4 · 300
Downingtown, Pa. / Downingtown West (Penn State)

YEAR	GP/GS	U	A	T	TFL-YD	SK-YD	FF	FR	INT	PBU
2022	1/0	0	0	0	0.0-0	0.0-0	0	0	0	0
2023	2/0	0	0	0	0.0-0	0.0-0	0	0	0	0
2024	0/0	0	0	0	0.0-0	0.0-0	0	0	0	0
2025	0/0	0	0	0	0.0-0	0.0-0	0	0	0	0
2026	10/0	0	5	5	0.0-0	0.0-0	0	0	0	0
UD	**10/0**	**0**	**5**	**5**	**0.0-0**	**0.0-0**	**0**	**0**	**0**	**0**
Total	**13/0**	**0**	**5**	**5**	**0.0-0**	**0.0-0**	**0**	**0**	**0**	**0**

CAREER HIGHS

Tackles:	3 at Virginia, 9/26/26
Tackles For Loss:	N/A
Sacks:	N/A
Forced Fumbles:	N/A
Fumble Recoveries:	N/A
Interceptions:	N/A
Pass Breakups:	N/A
Touchdowns:	N/A
Blocked Kicks:	N/A

89 • NATE RAY

DE · Sr. · 6-2 · 255
Wilmington, Del. / Salesianum

YEAR	GP/GS	U	A	T	TFL-YD	SK-YD	FF	FR	INT	PBU
2024	3/0	0	0	0	0.0-0	0.0-0	0	0	0	0
2025	2/0	0	0	0	0.0-0	0.0-0	0	0	0	0
2026	11/0	1	5	6	0.0-0	0.0-0	0	0	0	0
Total	**16/0**	**1**	**5**	**6**	**0.0-0**	**0.0-0**	**0**	**0**	**0**	**0**

CAREER HIGHS

Tackles:	2 at Virginia, 9/26/26
Tackles For Loss:	N/A
Sacks:	N/A
Forced Fumbles:	N/A
Fumble Recoveries:	N/A
Interceptions:	N/A
Pass Breakups:	N/A
Touchdowns:	N/A
Blocked Kicks:	N/A

91 • CHRISTIAN CORBIN

DT · Fr. · 6-2 · 292
Newport News, Va. / Warwick

YEAR	GP/GS	U	A	T	TFL-YD	SK-YD	FF	FR	INT	PBU
2026	11/0	3	6	9	0.5-0	0.5-0	0	0	0	0
Total	**11/0**	**3**	**6**	**9**	**0.5-0**	**0.5-0**	**0**	**0**	**0**	**0**

CAREER HIGHS

Tackles:	2 (2x) Last: vs. Liberty, 10/2/26
Tackles For Loss:	0.5 vs. Merrimack, 9/3/26
Sacks:	0.5 vs. Merrimack, 9/3/26
Forced Fumbles:	N/A
Fumble Recoveries:	N/A
Interceptions:	N/A
Pass Breakups:	N/A
Touchdowns:	N/A
Blocked Kicks:	N/A

96 • DYLAN MANN

DT · Sr. · 6-1 · 310
Atlanta, Ga. / North Cobb (Troy)

YEAR	GP/GS	U	A	T	TFL-YD	SK-YD	FF	FR	INT	PBU
2024	4/0	0	0	0	0.0-0	0.0-0	0	0	0	0
2025	5/0	0	0	0	0.0-0	0.0-0	0	0	0	0
2026	1/0	0	0	0	0.0-0	0.0-0	0	0	0	0
UD	**1/0**	**0**	**0**	**0**	**0.0-0**	**0.0-0**	**0**	**0**	**0**	**0**
Total	**10/0**	**0**	**0**	**0**	**0.0-0**	**0.0-0**	**0**	**0**	**0**	**0**

CAREER HIGHS

Tackles:	N/A
Tackles For Loss:	N/A
Sacks:	N/A
Forced Fumbles:	N/A
Fumble Recoveries:	N/A
Interceptions:	N/A
Pass Breakups:	N/A
Touchdowns:	N/A
Blocked Kicks:	N/A

specialists

CAREER STATS AND HIGHS

31 • TUCKER SMACK

K · Sr. · 5-11 · 174
Severna Park, Md. / Severna Park (Salisbury)

KICKING

YEAR	GP/GS	FGM	FGA	LG	PAT	KO	YDS	TB
2023	6/0	0	0	0	1-1	0	0	0
2024	11/0	1	1	33	18-18	68	4,008	21
2025	12/0	5	6	37	61-66	52	3,308	30
2026	11/0	9	13	54	35-36	52	3,167	17
UD	**11/0**	**9**	**13**	**54**	**35-36**	**52**	**3,167**	**17**
Total	**40/0**	**15**	**20**	**54**	**114-121**	**172**	**10,483**	**68**

PUNTING

YEAR	GP/GS	NO	YDS	AVG	LG	I20	50+
2023	6/0	15	558	37.2	62	5	2
2024	11/0	3	151	50.3	55	1	2
2025	12/0	1	13	13.0	13	0	0
2026	11/0	0	0	0.0	0	0	0
UD	**11/0**	**0**	**0**	**0.0**	**0**	**0**	**0**
Total	**40/0**	**19**	**722**	**38.0**	**62**	**6**	**4**

CAREER HIGHS

Field Goals Made:	2 (4x) Last: at Kennesaw State, 11/7/26
Field Goal Attempts:	2 (4x) Last: at Kennesaw State, 11/7/26
Longest Field Goal:	54 at Kennesaw State, 11/7/26
PATs Made:	9 (2x) Last: vs. VTSU Castleton, 11/14/25
PAT Attempts:	9 (2x) Last: vs. VTSU Castleton, 11/14/25
Kickoffs:	11 vs. McDaniel, 11/9/24
Touchbacks (KO):	5 (3x) Last: at Montclair St., 10/18/25
Punts:	6 vs. Wm. Patterson, 10/7/23
Punt Average:	50.3 vs. Christopher Newport, 10/5/24
Longest Punt:	62 vs. Wm. Patterson, 10/7/23
Punts Inside 20:	3 vs. Wm. Patterson, 10/7/23
50+ Yard Punts:	2 vs. Christopher Newport, 10/5/24

39 • JOSH CUPITT

P · 6th · 5-11 · 185
Reading, Pa. / Exeter Township (Towson)

PUNTING

YEAR	GP/GS	NO	YDS	AVG	LG	I20	50+
2021	1/0	0	0	0.0	0	0	0
2022	11/0	0	0	0.0	0	0	0
2023	9/0	33	1,481	44.9	60	10	8
2024	11/0	27	1,160	43.0	68	4	10
2025	0/0	0	0	0.0	0	0	0
2026	11/0	44	1,836	41.7	58	14	5
UD	**22/0**	**71**	**2,996**	**42.2**	**68**	**18**	**13**
Total	**43/0**	**104**	**4,477**	**43.0**	**68**	**28**	**23**

KICKING

YEAR	GP/GS	FGM	FGA	LG	PAT	KO	YDS	TB
2021	1/0	0	0	0	0-0	3	133	0
2022	11/0	0	0	0	0-0	47	2,693	9
2023	9/0	0	0	0	0-0	1	65	0
2024	11/0	0	0	0	0-0	0	0	0
2025	0/0	0	0	0	0-0	0	0	0
2026	11/0	0	0	0	0-0	0	0	0
UD	**22/0**	**0**	**0**	**0**	**0-0**	**0**	**0**	**0**
Total	**43/0**	**0**	**0**	**0**	**0-0**	**51**	**2,891**	**9**

CAREER HIGHS

Punts:	7 at Virginia, 9/26/26
Punt Average:	57.0 vs. Maine, 10/12/24
Longest Punt:	68 vs. Rhode Island, 11/9/24
Punts Inside 20:	4 vs. Coastal Carolina, 9/19/26
50+ Yard Punts:	4 vs. Norfolk State, 9/23/23
Kickoffs:	10 at Monmouth, 10/29/22
Touchbacks (KO):	2 (2x) Last: at Monmouth, 10/29/22

92 • KASON MULLIS

K · Fr. · 6-4 · 193
Bartow, Fla. / Jones

KICKING

YEAR	GP/GS	FGM	FGA	LG	PAT	KO	YDS	TB
2026	4/0	0	0	0	1-2	9	573	6
Total	**4/0**	**0**	**0**	**0**	**1-2**	**9**	**573**	**6**

CAREER HIGHS

Field Goals Made:	N/A
Field Goal Attempts:	N/A
Longest Field Goal:	N/A
PATs Made:	1 vs. Missouri State, 10/20/26
PAT Attempts:	2 vs. Missouri State, 10/20/26
Kickoffs:	3 (2x) Last: vs. Missouri State, 10/20/26
Touchbacks (KO):	3 Last: vs. Coastal Carolina, 9/19/26

2026 TEAM STATISTICS

	Date	Opponent		Score	Overall	Conf	Time	Attend
	09/03/2026	Merrimack	W	42-7	1-0	0-0	4:06	17267
	09/12/2026	at Vanderbilt	L	26-35	1-1	0-0	3:22	35000
	09/19/2026	Coastal Carolina	W	22-14	2-1	0-0	3:08	17937
	09/26/2026	at Virginia	L	3-42	2-2	0-0	3:17	41935
*	10/02/2026	Liberty	L	14-30	2-3	0-1	3:49	19182
*	10/13/2026	at Middle Tenn.	L	30-33	2-4	0-2	3:22	8606
*	10/20/2026	Missouri St.	W	61-38	3-4	1-2	3:28	14214
*	10/27/2026	at Western Ky.	W	35-21	4-4	2-2	3:22	12147
*	11/07/2026	at Kennesaw St.	L	40-42	4-5	2-3	4:04	10300
*	11/14/2026	FIU	W	24-16	5-5	3-3	3:03	18127
*	11/21/2026	at New Mexico St.	W	42-30	6-5	4-3	3:34	5413

	UD	OPP
Scoring	**339**	**308**
Points per game	30.8	28.0
Points Off Turnovers	72	24
First Downs	**240**	**237**
Rushing	72	84
Passing	147	132
Penalty	21	21
Rushing Yardage	**1191**	**1476**
Yards gained rushing	1430	1729
Yards lost rushing	239	253
Rushing attempts	333	355
Average per rush	3.6	4.2
Average per game	108.3	134.2
TDs Rushing	14	17
Passing Yardage	**3326**	**3037**
Comp-Att-Int	257-404-8	242-399-10
Average per pass	8.2	7.6
Average per catch	12.9	12.5
Average per game	302.4	276.1
TDs Passing	29	20
Total offense	**4517**	**4513**
Total plays	737	754
Average per play	6.1	6.0
Average per game	410.6	410.3

2026 TEAM STATISTICS

Kick returns: #-Yards	**22-470**	**32-715**
Punt returns: #-Yards	**7-25**	**14-117**
Int returns: #-Yards	**10-114**	**8-95**
Kick return average	**21.4**	**22.3**
Punt return average	**3.6**	**8.4**
Int return average	**11.4**	**11.9**
Fumbles-Lost	**10-4**	**12-7**
Penalties-Yards	**67-599**	**84-699**
Average per game	54.5	63.5
Punts-Yards	**45-1836**	**41-1704**
Average per punt	40.8	41.6
Net punt average	38.1	40.3
Kickoffs-Yards	**61-3740**	**60-3597**
Average per kick	61.3	60.0
Net kick average	38.0	38.4
Time of possession / game	**29:30**	**30:30**
3rd-down conversion	**47/137**	**59/151**
3rd-down pct	34%	39%
4th-down conversion	**17/28**	**16/28**
4th-down pct	61%	57%
Sacks by-Yards	**25-172**	**29-172**
Misc Yards	**0**	**0**
Touchdowns scored	**45**	**40**
Field goals - attempts	**9-13**	**10-15**
On-Side kicks	**0-4**	**1-2**
Red-zone scores	**(39-43) 91%**	**(37-45) 82%**
Red-zone touchdowns	**(31-43) 72%**	**(28-45) 62%**
PAT-attempts	**(36-38) 95%**	**(34-36) 94%**
2-point conversion-attempts	**(3-7) 43%**	**(1-4) 25%**
Attendance	**86727**	**113401**
Games / Avg per game	5/17345	6/18900
Neutral site games	-	0/0

Score by Periods

Team	1st	2nd	3rd	4th	OT	TOT
Delaware	53	117	82	87	0	339
Opponents	90	100	62	56	0	308

2026 TEAM GAME-BY-GAME STATS

		Rushing				Receiving				Passing				Kick Returns				Punt Returns				tot
Date	Opponent	no.	yds	td	lg	no.	yds	td	lg	cmp-att-int	yds	td	lg	no.	yds	td	lg	no.	yds	td	lg	off
09/03/2026	Merrimack	29	112	3	21	24	435	3	75	24-44-1	435	3	75	2	34	0	17	3	13	0	27	547
09/12/2026	at Vanderbilt	36	98	1	37	15	240	1	57	15-32-2	240	1	57	1	19	0	19	3	6	1	5	338
09/19/2026	Coastal Carolina	31	93	1	11	24	302	2	40	24-32-0	302	2	40	2	42	0	22	0	0	0	0	395
09/26/2026	at Virginia	30	89	0	14	7	71	0	38	7-27-2	71	0	38	0	0	0	0	0	0	0	0	160
10/02/2026	Liberty	25	102	0	16	17	257	2	58	17-35-1	257	2	58	3	33	0	21	0	0	0	0	359
10/13/2026	at Middle Tenn.	30	70	1	14	23	321	3	33	23-37-1	321	3	33	2	36	0	19	1	6	0	6	391
10/20/2026	Missouri St.	42	232	3	55	22	250	5	32	22-33-1	250	5	32	5	160	0	63	0	0	0	0	482
10/27/2026	at Western Ky.	28	80	1	14	32	414	4	40	32-38-0	414	4	40	2	37	0	19	0	0	0	0	494
11/07/2026	at Kennesaw St.	31	85	2	20	35	408	2	49	35-54-0	408	2	49	1	15	0	15	0	0	0	0	493
11/14/2026	FIU	19	105	1	62	27	230	2	20	27-31-0	230	2	20	3	68	0	28	0	0	0	0	335
11/21/2026	at New Mexico St.	32	125	1	30	31	398	5	48	31-41-0	398	5	48	1	26	0	26	0	0	0	0	523
Delaware		**333**	**1191**	**14**	**62**	**257**	**3326**	**29**	**75**	**257-404-8**	**3326**	**29**	**75**	**22**	**470**	**0**	**63**	**7**	**25**	**1**	**27**	**4517**
Opponents		**355**	**1476**	**17**	**61**	**242**	**3037**	**20**	**80**	**242-399-10**	**3037**	**20**	**80**	**32**	**715**	**1**	**99**	**14**	**117**	**1**	**25**	**4513**

Delaware Averages

Games	Avg/ rush	Avg/ catch	Pass effic	KR avg	PR avg	All purpose avg/game	Total offense avg/game
11	3.6	12.9	152.5	21.4	3.6	466.0	410.6

		Tackles				Sacks	Fumble		Pass Defense			blkd	PAT attempts			off		
Date	Opponent	ua	a	total	tfl-yds	no-yds	ff	fr-yds	int-yds	qbh	brup	kick	kick	rush	rcv	saf	t/o	pts
09/03/2026	Merrimack	21	44	65	5.0-24	3-15	1	1-0	1-0	7	9	0	6-6	0	0	0	14	42
09/12/2026	at Vanderbilt	27	48	75	5.0-26	3-23	1	1-0	0-0	7	4	1	2-2	0	0	0	0	26
09/19/2026	Coastal Carolina	34	30	64	6.0-32	4-29	3	2-0	0-0	5	6	0	2-2	1	0	0	7	22
09/26/2026	at Virginia	39	64	103	7.0-31	4-23	1	1-11	0-0	3	3	0	0-0	0	0	0	0	3
10/02/2026	Liberty	33	48	81	7.0-32	2-13	0	0-0	0-0	6	4	0	0-0	1	0	0	0	14
10/13/2026	at Middle Tenn.	21	46	67	5.0-19	1-6	1	1-0	1-22	5	3	0	3-4	0	0	0	6	30
10/20/2026	Missouri St.	30	28	58	3.0-17	1-12	1	1-59	2-0	8	2	0	7-8	0	0	0	20	61
10/27/2026	at Western Ky.	41	22	63	4.0-18	3-11	1	0-0	2-18	0	5	0	5-5	0	0	0	7	35
11/07/2026	at Kennesaw St.	37	28	65	6.0-33	2-23	0	0-0	2-28	1	4	0	2-2	1	0	0	11	40
11/14/2026	FIU	30	50	80	6.0-15	0-0	0	0-0	2-46	10	4	1	3-3	0	0	0	7	24
11/21/2026	at New Mexico St.	32	30	62	5.0-23	2-17	0	0-0	0-0	2	6	0	6-6	0	0	0	0	42
Delaware		**345**	**438**	**783**	**59.0-270**	**25-172**	**9**	**7-70**	**10-114**	**54**	**50**	**2**	**36-38**	**3**	**0**	**0**	**72**	**339**
Opponents		**342**	**366**	**708**	**58.0-241**	**29-172**	**6**	**4-1**	**8-95**	**58**	**39**	**5**	**34-36**	**0**	**1**	**1**	**24**	**308**

		Punting									Field Goals			Kickoffs				
Date	Opponent	no.	yds	avg	long	blkd	tb	fc	50+	i20	md-att	long	blkd	no.	yds	avg	tb	ob
09/03/2026	Merrimack	4	168	42.0	49	0	0	2	0	2	0-2	0	1	7	430	61.4	1	0
09/12/2026	at Vanderbilt	7	247	35.3	47	1	0	2	0	1	2-2	40	0	5	321	64.2	3	0
09/19/2026	Coastal Carolina	6	249	41.5	52	0	0	2	1	4	0-0	0	0	4	243	60.8	1	0
09/26/2026	at Virginia	7	280	40.0	46	0	0	4	0	2	1-1	39	0	2	125	62.5	1	0
10/02/2026	Liberty	5	217	43.4	52	0	0	1	1	1	0-0	0	0	1	65	65.0	1	0
10/13/2026	at Middle Tenn.	6	266	44.3	58	0	0	3	2	3	1-1	33	0	7	423	60.4	2	0
10/20/2026	Missouri St.	0	0	0.0	0	0	0	0	0	0	2-2	33	0	11	664	60.4	6	0
10/27/2026	at Western Ky.	3	129	43.0	53	0	1	2	1	1	0-1	0	0	6	380	63.3	1	0
11/07/2026	at Kennesaw St.	3	107	35.7	37	0	0	0	0	0	2-2	54	0	6	385	64.2	3	0
11/14/2026	FIU	1	40	40.0	40	0	0	0	0	0	1-1	22	0	5	303	60.6	1	0
11/21/2026	at New Mexico St.	3	133	44.3	47	0	0	2	0	0	0-1	0	1	7	401	57.3	3	0
Delaware		**45**	**1836**	**40.8**	**58**	**1**	**1**	**18**	**5**	**14**	**9-13**	**54**	**2**	**61**	**3740**	**61.3**	**23**	**0**
Opponents		**41**	**1704**	**41.6**	**58**	**1**	**1**	**20**	**9**	**16**	**10-15**	**47**	**0**	**60**	**3597**	**60.0**	**26**	**2**

2026 OPP. GAME-BY-GAME STATS

		Rushing				Receiving				Passing				Kick Returns				Punt Returns				tot
Date	Opponent	no.	yds	td	lg	no.	yds	td	lg	cmp-att-int	yds	td	lg	no.	yds	td	lg	no.	yds	td	lg	off
09/03/2026	Merrimack	25	48	1	18	21	181	0	24	21-45-1	181	0	24	5	101	0	25	0	0	0	0	229
09/12/2026	at Vanderbilt	38	100	3	20	17	239	1	35	17-31-0	239	1	35	2	51	0	27	5	58	1	25	339
09/19/2026	Coastal Carolina	35	135	0	15	16	250	2	62	16-26-0	250	2	62	3	55	0	25	1	-2	0	0	385
09/26/2026	at Virginia	41	119	1	14	33	437	5	74	33-44-0	437	5	74	1	23	0	23	2	13	0	13	556
10/02/2026	Liberty	47	282	3	56	13	157	0	50	13-25-0	157	0	50	0	0	0	0	1	3	0	3	439
10/13/2026	at Middle Tenn.	25	105	1	28	22	291	3	80	22-33-1	291	3	80	4	71	0	22	2	3	0	3	396
10/20/2026	Missouri St.	23	94	2	15	26	337	2	47	26-35-2	337	2	47	5	96	0	35	0	0	0	0	431
10/27/2026	at Western Ky.	34	232	2	61	26	245	1	45	26-43-2	245	1	45	1	26	0	26	0	0	0	0	477
11/07/2026	at Kennesaw St.	31	137	3	26	24	309	1	63	24-45-2	309	1	63	3	164	1	99	2	33	0	24	446
11/14/2026	FIU	27	101	1	18	26	313	1	31	26-38-2	313	1	31	4	83	0	36	0	0	0	0	414
11/21/2026	at New Mexico St.	29	123	0	42	18	278	4	55	18-34-0	278	4	55	4	45	0	23	1	9	0	9	401
Opponents		**355**	**1476**	**17**	**61**	**242**	**3037**	**20**	**80**	**242-399-10**	**3037**	**20**	**80**	**32**	**715**	**1**	**99**	**14**	**117**	**1**	**25**	**4513**
Delaware		**333**	**1191**	**14**	**62**	**257**	**3326**	**29**	**75**	**257-404-8**	**3326**	**29**	**75**	**22**	**470**	**0**	**63**	**7**	**25**	**1**	**27**	**4517**

Opponents Averages

Games	Avg/ rush	Avg/ catch	Pass effic	KR avg	PR avg	All purpose avg/game	Total offense avg/game
11	4.2	12.5	136.1	22.3	8.4	494.5	410.3

		Tackles				Sacks	Fumble		Pass Defense			blkd	PAT attempts			off		
Date	Opponent	ua	a	total	tfl-yds	no-yds	ff	fr-yds	int-yds	qbh	brup	kick	kick	rush	rcv	saf	t/o	pts
09/03/2026	Merrimack	19	48	67	2.0-10	1-7	0	0-0	1-0	5	5	1	1-1	0	0	0	7	7
09/12/2026	at Vanderbilt	28	40	68	11.0-61	6-49	2	0-0	2-10	11	7	1	5-5	0	0	0	7	35
09/19/2026	Coastal Carolina	33	34	67	4.0-15	2-10	0	0-0	0-0	3	4	0	2-2	0	0	0	0	14
09/26/2026	at Virginia	24	28	52	6.0-22	3-18	0	0-0	2-0	3	6	0	6-6	0	0	0	0	42
10/02/2026	Liberty	22	40	62	5.0-13	1-5	1	1-0	1-17	7	6	0	3-3	0	0	0	3	30
10/13/2026	at Middle Tenn.	37	24	61	6.0-41	6-41	0	0-0	1-21	8	2	1	4-4	0	0	1	0	33
10/20/2026	Missouri St.	38	34	72	5.0-13	2-4	0	0-0	1-47	2	0	1	5-5	0	0	0	7	38
10/27/2026	at Western Ky.	38	28	66	5.0-10	1-1	1	1-0	0-0	3	1	0	3-3	0	0	0	0	21
11/07/2026	at Kennesaw St.	47	24	71	6.0-27	3-18	1	1-0	0-0	11	5	0	3-3	0	0	0	0	42
11/14/2026	FIU	24	32	56	3.0-14	1-7	1	1-1	0-0	4	1	0	1-2	0	0	0	0	16
11/21/2026	at New Mexico St.	32	34	66	5.0-15	3-12	0	0-0	0-0	1	2	1	1-2	0	1	0	0	30
Opponents		**342**	**366**	**708**	**58.0-241**	**29-172**	**6**	**4-1**	**8-95**	**58**	**39**	**5**	**34-36**	**0**	**1**	**1**	**24**	**308**
Delaware		**345**	**438**	**783**	**59.0-270**	**25-172**	**9**	**7-70**	**10-114**	**54**	**50**	**2**	**36-38**	**3**	**0**	**0**	**72**	**339**

		Punting									Field Goals			Kickoffs				
Date	Opponent	no.	yds	avg	long	blkd	tb	fc	50+	i20	md-att	long	blkd	no.	yds	avg	tb	ob
09/03/2026	Merrimack	7	310	44.3	54	0	0	2	1	1	0-1	0	0	2	119	59.5	0	0
09/12/2026	at Vanderbilt	5	191	38.2	52	1	0	2	2	1	0-0	0	0	6	386	64.3	4	0
09/19/2026	Coastal Carolina	5	238	47.6	53	0	1	3	1	1	0-0	0	0	3	190	63.3	1	0
09/26/2026	at Virginia	2	76	38.0	41	0	0	0	0	1	0-1	0	0	7	435	62.1	6	0
10/02/2026	Liberty	5	164	32.8	37	0	0	3	0	4	3-3	47	0	7	422	60.3	3	0
10/13/2026	at Middle Tenn.	5	266	53.2	58	0	0	3	4	3	1-1	47	0	6	384	64.0	4	0
10/20/2026	Missouri St.	2	59	29.5	41	0	0	0	0	0	1-2	27	0	8	412	51.5	0	1
10/27/2026	at Western Ky.	2	70	35.0	39	0	0	1	0	1	0-1	0	0	4	256	64.0	0	0
11/07/2026	at Kennesaw St.	3	122	40.7	49	0	0	3	0	2	3-3	35	0	9	569	63.2	6	0
11/14/2026	FIU	0	0	0.0	0	0	0	0	0	0	1-2	30	0	4	170	42.5	0	1
11/21/2026	at New Mexico St.	5	208	41.6	54	0	0	3	1	2	1-1	26	0	4	254	63.5	2	0
Opponents		**41**	**1704**	**41.6**	**58**	**1**	**1**	**20**	**9**	**16**	**10-15**	**47**	**0**	**60**	**3597**	**60.0**	**26**	**2**
Delaware		**45**	**1836**	**40.8**	**58**	**1**	**1**	**18**	**5**	**14**	**9-13**	**54**	**2**	**61**	**3740**	**61.3**	**23**	**0**

2026 INDIVIDUAL STATS

Rushing

Player	gp	att	gain	loss	net	avg	td	lg	avg/g
Jo Silver	11	104	499	22	477	4.6	2	55	43.4
Kaderris Roberts	11	52	247	16	231	4.4	4	31	21.0
Viron Ellison Jr.	11	52	177	8	169	3.3	5	13	15.4
Nick Minicucci	9	48	201	94	107	2.2	3	62	11.9
Jared Porter	10	15	79	2	77	5.1	0	17	7.7
Tyler Bell	3	24	99	46	53	2.2	0	14	17.7
NaKeem Powell	4	8	51	0	51	6.4	0	21	12.8
Bryson Graves	11	1	20	0	20	20.0	0	20	1.8
EJ Archield Jr.	1	4	18	0	18	4.5	0	12	18.0
Da'Wain Lofton	11	1	11	0	11	11.0	0	11	1.0
Greg Spiller	1	1	6	0	6	6.0	0	6	6.0
Riley Trujillo	1	3	4	6	-2	-0.7	0	2	-2.0
Braden Streeter	4	7	18	30	-12	-1.7	0	6	-3.0
Team	11	13	0	15	-15	-1.2	0	0	-1.4
Total	**11**	**333**	**1430**	**239**	**1191**	**3.6**	**14**	**62**	**108.3**
Opponents	**11**	**355**	**1729**	**253**	**1476**	**4.2**	**17**	**61**	**134.2**

Passing

Player	gp	effic	comp-att-int	pct	yds	td	lg	avg/g
Nick Minicucci	9	163.7	204-295-4	69.2	2513	23	57	279.2
Tyler Bell	3	137.2	28-49-1	57.1	373	3	33	124.3
Braden Streeter	4	68.6	12-35-3	34.3	175	1	58	43.8
EJ Archield Jr.	1	113.2	10-19-0	52.6	137	0	36	137.0
Riley Trujillo	1	139.7	1-3-0	33.3	38	0	38	38.0
Viron Ellison Jr.	11	530.0	1-2-0	50.0	75	1	75	6.8
Bryson Graves	11	556.0	1-1-0	100.0	15	1	15	1.4
Total	**11**	**152.5**	**257-404-8**	**63.6**	**3326**	**29**	**75**	**302.4**
Opponents	**11**	**136.1**	**242-399-10**	**60.7**	**3037**	**20**	**80**	**276.1**

Receiving

Player	gp	no.	yds	avg	td	lg	avg/g
Sean Wilson	11	62	782	12.6	5	40	71.1
Donovan Lewis	11	45	507	11.3	3	58	46.1
Bryson Graves	11	39	498	12.8	2	49	45.3
Da'Wain Lofton	11	29	435	15.0	1	57	39.5
Kaderris Roberts	11	28	317	11.3	3	75	28.8
Jo Silver	11	13	109	8.4	2	17	9.9
Elijah Sessoms	11	12	186	15.5	3	35	16.9
Scott Moore	11	8	139	17.4	4	32	12.6
Viron Ellison Jr.	11	7	65	9.3	1	18	5.9
Tae'Sean Robinson	5	4	91	22.8	0	38	18.2
Matthew McKinley-Daniels	11	3	69	23.0	1	33	6.3
Nick Tyree	4	2	12	6.0	1	8	3.0
Josh Humes	11	2	80	40.0	2	47	7.3
Jackson Whitacre	11	1	18	18.0	0	18	1.6
Jared Porter	10	1	3	3.0	0	3	0.3
Tyler Bell	3	1	15	15.0	1	15	5.0
Total	**11**	**257**	**3326**	**12.9**	**29**	**75**	**302.4**
Opponents	**11**	**242**	**3037**	**12.5**	**20**	**80**	**276.1**

Punt Returns

Player	no.	yds	avg	td	lg
Bryson Graves	6	45	7.5	1	27
Tae'Sean Robinson	1	-20	-20.0	0	0
Total	**7**	**25**	**3.6**	**1**	**27**
Opponents	**14**	**117**	**8.4**	**1**	**25**

Interceptions

Player	no.	yds	avg	td	lg
George Mullins	4	43	10.8	0	22
Jawarren Corbin	2	0	0.0	0	0
Kevin Moore	2	46	23.0	0	46
Trace Scott III	1	7	7.0	1	7
AJ Graham	1	18	18.0	0	18
Total	**10**	**114**	**11.4**	**1**	**46**
Opponents	**8**	**95**	**11.9**	**1**	**47**

Kick Returns

Player	no.	yds	avg	td	lg
Bryson Graves	20	453	22.7	0	63
Nick Tyree	1	17	17.0	0	17
Jackson Whitacre	1	0	0.0	0	0
Total	**22**	**470**	**21.4**	**0**	**63**
Opponents	**32**	**715**	**22.3**	**1**	**99**

Fumbles Recovered

Player	no.	yds	avg	td	lg
Brandon Gorham	1	59	59.0	0	59
James Steel	1	11	11.0	0	11
Blake Matthews	1	0	0.0	0	0
Gavin Moul	1	0	0.0	0	0
Colin Gallagher	1	0	0.0	0	0
Matthew McKinley-Daniels	1	0	0.0	0	0
AJ Graham	1	0	0.0	0	0
Total	**7**	**70**	**10.0**	**0**	**59**
Opponents	**4**	**1**	**0.3**	**0**	**1**

2026 INDIVIDUAL STATS

Scoring

			PAT						
Player	**td**	**fg**	**kick**	**rush**	**rcv**	**pass**	**dxp**	**saf**	**pts**
Tucker Smack	-	9-13	35-36	-	-	-	-	-	62
Kaderris Roberts	7	-	-	-	-	-	-	-	42
Viron Ellison Jr.	6	-	-	1	-	-	-	-	38
Sean Wilson	5	-	-	-	-	-	-	-	30
Jo Silver	4	-	-	-	-	-	-	-	24
Scott Moore	4	-	-	-	-	-	-	-	24
Nick Minicucci	3	-	-	1	-	-	-	-	20
Elijah Sessoms	3	-	-	-	-	-	-	-	18
Donovan Lewis	3	-	-	-	-	-	-	-	18
Bryson Graves	3	-	-	-	-	-	-	-	18
Josh Humes	2	-	-	-	-	-	-	-	12
Tyler Bell	1	-	-	1	-	-	-	-	8
Da'Wain Lofton	1	-	-	-	-	-	-	-	6
Nick Tyree	1	-	-	-	-	-	-	-	6
Trace Scott III	1	-	-	-	-	-	-	-	6
Matthew McKinley-Daniels	1	-	-	-	-	-	-	-	6
Kason Mullis	-	-	1-2	-	-	-	-	-	1
Total	**45**	**9-13**	**36-38**	**3**	**0**	**0**	**0**	**0**	**339**
Opponents	**40**	**10-15**	**34-36**	**0**	**1**	**1**	**0**	**1**	**308**

Field Goals

Player	**fg**	**pct.**	**01-19**	**20-29**	**30-39**	**40-49**	**50-99**	**lg**	**blk**
Tucker Smack	9-13	69.2	0-0	2-3	5-6	1-3	1-1	54	2
Opponents	**10-15**	**66.7**	**0-0**	**5-5**	**3-4**	**2-5**	**0-1**	**47**	**0**

FG Sequence

Team Name	**Delaware**	**Opponents**
Merrimack	47,26	45
Vanderbilt	(37),(40)	()
Coastal Carolina		
Virginia	(39)	37
Liberty		(47),(30),(22)
Middle Tenn.	(33)	(47)
Missouri St.	(33),(25)	49,(27)
Western Ky.	42	42
Kennesaw St.	(54),(36)	(28),(29),(35)
FIU	(22)	54,(30)
New Mexico St.	35	(26)

Numbers in (parentheses) indicate field goal was made

Total Offense

Player	**g**	**plays**	**rush**	**pass**	**total**	**avg/g**
Nick Minicucci	9	343	107	2513	2620	291.1
Jo Silver	11	104	477	0	477	43.4
Tyler Bell	3	73	53	373	426	142.0
Viron Ellison Jr.	11	54	169	75	244	22.2
Kaderris Roberts	11	52	231	0	231	21.0
Braden Streeter	4	42	-12	175	163	40.8
EJ Archield Jr.	1	23	18	137	155	155.0
Jared Porter	10	15	77	0	77	7.7
NaKeem Powell	4	8	51	0	51	12.8
Riley Trujillo	1	6	-2	38	36	36.0
Bryson Graves	11	2	20	15	35	3.2
Da'Wain Lofton	11	1	11	0	11	1.0
Greg Spiller	1	1	6	0	6	6.0
Team	11	0	-15	0	-15	-1.4
Total	**11**	**737**	**1191**	**3326**	**4517**	**410.6**
Opponents	**11**	**754**	**1476**	**3037**	**4513**	**410.3**

Punting

Player	**no.**	**yds**	**avg**	**lg**	**tb**	**fc**	**i20**	**50+**	**blk**
Josh Cupitt	44	1836	41.7	58	1	18	14	5	0
Team	1	0	0.0	0	0	0	0	0	1
Total	**45**	**1836**	**40.8**	**58**	**1**	**18**	**14**	**5**	**1**
Opponents	**41**	**1704**	**41.6**	**58**	**1**	**20**	**16**	**9**	**1**

Kickoffs

Player	**no.**	**yds**	**avg**	**tb**	**ob**	**retn**	**net**	**ydln**
Tucker Smack	52	3167	60.9	17	0			
Kason Mullis	9	573	63.7	6	0			
Total	**61**	**3740**	**61.3**	**23**	**0**	**32**	**38**	**26**
Opponents	**60**	**3597**	**60.0**	**26**	**2**	**24**	**38.4**	**26**

All Purpose

Player	**g**	**rush**	**rcv**	**pr**	**kr**	**ir**	**total**	**avg/g**
Bryson Graves	11	20	498	45	453	0	1016	92.4
Sean Wilson	11	0	782	0	0	0	782	71.1
Jo Silver	11	477	109	0	0	0	586	53.3
Kaderris Roberts	11	231	317	0	0	0	548	49.8
Donovan Lewis	11	0	507	0	0	0	507	46.1
Da'Wain Lofton	11	11	435	0	0	0	446	40.5
Viron Ellison Jr.	11	169	65	0	0	0	234	21.3
Elijah Sessoms	11	0	186	0	0	0	186	16.9
Scott Moore	11	0	139	0	0	0	139	12.6
Nick Minicucci	9	107	0	0	0	0	107	11.9
Jared Porter	10	77	3	0	0	0	80	8.0
Josh Humes	11	0	80	0	0	0	80	7.3
Tae'Sean Robinson	5	0	91	-20	0	0	71	14.2
Matthew McKinley-Daniels	11	0	69	0	0	0	69	6.3
Tyler Bell	3	53	15	0	0	0	68	22.7
NaKeem Powell	4	51	0	0	0	0	51	12.8
Kevin Moore	11	0	0	0	0	46	46	4.2
George Mullins	11	0	0	0	0	43	43	3.9
Nick Tyree	4	0	12	0	17	0	29	7.3
Jackson Whitacre	11	0	18	0	0	0	18	1.6
EJ Archield Jr.	1	18	0	0	0	0	18	18.0
AJ Graham	11	0	0	0	0	18	18	1.6
Trace Scott III	11	0	0	0	0	7	7	0.6
Greg Spiller	1	6	0	0	0	0	6	6.0
Riley Trujillo	1	-2	0	0	0	0	-2	-2.0
Braden Streeter	4	-12	0	0	0	0	-12	-3.0
Team	11	-15	0	0	0	0	-15	-1.4

2026 DEFENSIVE STATS

			Tackles				Sacks	Pass defense			Fumbles		blkd	
##	Player	gp	ua	a	tot	tfl/yds	no-yds	int-yds	brup	qbh	fr-yds	ff	kick	saf
35	Gavin Moul	10	34	51	85	6-24	2-16	.	1	1	1-0	1	.	.
10	Blake Matthews	11	21	41	62	10-52	5-40	.	1	15	1-0	1	.	.
2	Kahlil Ali	11	28	27	55	5-21	0.5-3	.	1	3	.	.	.	.
29	George Mullins	11	27	22	49	2-8	.	4-43	4	.	.	.	.	.
9	Colin Gallagher	6	20	23	43	5.5-18	3.5-13	.	1	1	1-0	1	.	.
52	Dominick Brogna	11	7	34	41	1.5-4	0.5-3	.	1	5	.	.	.	.
18	Jamarion Kolagbodi	11	30	9	39	3-7	.	.	9	.	.	.	.	.
6	Kshawn Cox Jr.	11	24	14	38	.	.	.	7	.	.	.	.	.
11	Jawarren Corbin	11	15	21	36	2.5-17	1-12	2-0	2	2	.	2	.	.
33	Trace Scott III	11	7	27	34	4.5-25	3-22	1-7	1	1	.	.	1	.
16	Noah Jefferson	11	14	15	29	.	.	.	3	.	.	2	.	.
19	Kevin Moore	11	17	11	28	2-9	.	2-46	3	.	.	1	.	.
36	Nasir Eatmon	11	14	14	28	0.5-3	0.5-3	.	1	.	.	.	.	.
8	Jaquise Alexander	11	14	13	27	.	.	.	7	.	.	.	.	.
13	Noah Matthews	11	9	14	23	4.5-35	3.5-33	.	.	6	.	.	.	.
20	Jalen Bell	11	8	13	21	1-4	.	.	1	6	.	.	.	.
27	AJ Graham	11	13	8	21	.	.	1-18	1	.	1-0	.	.	.
3	Brandon Gorham	11	3	16	19	6.5-28	4-20	.	.	7	1-59	.	.	.
4	Demarco Daniels	11	6	11	17	.	.	.	.	.	.	.	.	.
7	KT Seay	10	6	7	13	1-4	.	.	3	.	.	.	.	.
91	Christian Corbin	11	3	6	9	0.5-0	0.5-0	.	.	.	.	.	.	.
46	Julius Puryear	11	4	3	7	.	.	.	.	.	.	.	.	.
89	Nate Ray	11	1	5	6	.	.	.	.	1	.	.	.	.
22	Dorian Rutledge	9	2	3	5	.	.	.	.	1	.	.	.	.
14	James Steel	9	1	4	5	0.5-6	0.5-6	.	.	1	1-11	1	.	.
44	Kaeden Singleton	11	1	4	5	0.5-1	0.5-1	.	1	1	.	.	.	.
88	Sam Siafa	10	.	5	5	.	.	.	.	1	.	.	.	.
21	Viron Ellison Jr.	11	3	1	4	.	.	.	.	.	.	.	.	.
80	Matthew McKinley-Daniels	11	2	2	4	.	.	.	.	.	1-0	.	.	.
25	Azir Lee	11	2	2	4	1-1	.	.	.	.	.	.	.	.
21	Trent Gummer	10	.	3	3	.	.	.	.	.	.	.	.	.
42	Wayne Cunningham Jr.	7	3	.	3	.	.	.	.	.	.	.	.	.
0	Q'yaeir Price	6	2	.	2	1-3	.	.	.	2	.	.	.	.
62	Anthony Caccese	11	1	1	2	.	.	.	.	.	.	.	.	.
23	Shawn Church Jr.	2	.	2	2	.	.	.	.	.	.	.	.	.
5	Da'Wain Lofton	11	1	.	1	.	.	.	.	.	.	.	.	.
1	Brandon Rehmann	7	.	1	1	.	.	.	.	.	.	.	.	.
5	Dannell Jester Jr.	7	.	1	1	.	.	.	1	.	.	.	.	.
88	Elijah Sessoms	11	1	.	1	.	.	.	.	.	.	.	.	.
31	Tucker Smack	11	1	.	1	.	.	.	.	.	.	.	.	.
30	Jaylen Mack	4	.	1	1	.	.	.	.	.	.	.	.	.

2026

PARTICIPATION REPORT

##	Player	GP-GS	Merri	VU	CCU	UVa	Lib	MTSU	MOST	WestKy	KennSt	FIU	NMSU
0	Q'yaeir Price	6/0	...	...	...	...	XXX	XXX	XXX	XXX	...	XXX	XXX
0	Bryson Graves	11/8	START	XXX	START	XXX	START	XXX	START	START	START	START	START
1	Brandon Rehmann	7/0	XXX	...	...	...	...	XXX	XXX	XXX	XXX	XXX	XXX
2	Kahlil Ali	11/11	START	START	START	START	START	START	START	START	START	START	START
2	Riley Trujillo	1/0	...	...	...	XXX	...	...	...	...	...	...	...
3	Kaderris Roberts	11/0	XXX	XXX	XXX	XXX	XXX	XXX	XXX	XXX	XXX	XXX	XXX
3	Brandon Gorham	11/1	XXX	START	XXX	XXX	XXX	XXX	XXX	XXX	XXX	XXX	XXX
4	Nick Minicucci	9/9	START	START	START	START	...	...	START	START	START	START	START
4	Demarco Daniels	11/0	XXX	XXX	XXX	XXX	XXX	XXX	XXX	XXX	XXX	XXX	XXX
5	Da'Wain Lofton	11/6	START	START	START	START	START	START	XXX	XXX	XXX	XXX	XXX
5	Dannell Jester Jr.	7/0	XXX	...	XXX	...	XXX	XXX	XXX	...	XXX	...	XXX
6	Kshawn Cox Jr.	11/10	START	START	START	XXX	START	START	START	START	START	START	START
6	Nick Tyree	4/0	XXX	...	...	XXX	XXX	...	XXX	...	...	...	...
7	KT Seay	10/2	START	START	XXX	XXX	XXX	XXX	XXX	...	XXX	XXX	XXX
7	Tyler Bell	3/1	...	...	...	...	XXX	START	XXX	...	...	...	...
8	Jaquise Alexander	11/6	XXX	XXX	XXX	START	START	START	START	XXX	XXX	START	START
9	Colin Gallagher	6/6	START	START	START	START	START	START	...	...	...	...	...
10	Blake Matthews	11/11	START	START	START	START	START	START	START	START	START	START	START
10	Tae'Sean Robinson	5/0	XXX	...	...	XXX	XXX	...	XXX	...	...	...	XXX
11	EJ Archield Jr.	1/1	...	...	...	...	START	...	...	...	...	...	...
11	Jawarren Corbin	11/6	XXX	XXX	XXX	START	XXX	XXX	START	START	START	START	START
12	Josh Humes	11/0	XXX	XXX	XXX	XXX	XXX	XXX	XXX	XXX	XXX	XXX	XXX
13	Noah Matthews	11/11	START	START	START	START	START	START	START	START	START	START	START
13	Ty Salazer	6/0	...	...	...	...	...	XXX	XXX	XXX	XXX	XXX	XXX
14	Donovan Lewis	11/7	XXX	START	XXX	XXX	XXX	START	START	START	START	START	START
14	James Steel	9/0	XXX	XXX	XXX	XXX	XXX	XXX	XXX	XXX	XXX	...	...
15	Gevaris Lassiter	0/0	...	...	...	...	...	...	...	...	...	...	...
15	Rowen Walsh	0/0	...	...	...	...	...	...	...	...	...	...	...
16	Braden Streeter	4/0	XXX	XXX	...	XXX	XXX	...	...	...	...	...	...
16	Noah Jefferson	11/0	XXX	XXX	XXX	XXX	XXX	XXX	XXX	XXX	XXX	XXX	XXX
17	Emmanuel Doku	0/0	...	...	...	...	...	...	...	...	...	...	...
18	Sean Wilson	11/11	START	START	START	START	START	START	START	START	START	START	START
18	Jamarion Kolagbodi	11/6	START	START	START	START	XXX	XXX	XXX	START	START	XXX	XXX
19	Kevin Moore	11/2	XXX	XXX	XXX	XXX	XXX	XXX	XXX	XXX	START	XXX	START
19	Sean Sutherland	0/0	...	...	...	...	...	...	...	...	...	...	...
20	Jalen Bell	11/0	XXX	XXX	XXX	XXX	XXX	XXX	XXX	XXX	XXX	XXX	XXX
21	Viron Ellison Jr.	11/0	XXX	XXX	XXX	XXX	XXX	XXX	XXX	XXX	XXX	XXX	XXX
21	Trent Gummer	10/0	XXX	XXX	XXX	XXX	XXX	XXX	XXX	XXX	XXX	...	XXX
22	Dorian Rutledge	9/0	XXX	XXX	XXX	XXX	XXX	XXX	XXX	...	XXX	...	XXX
23	Shawn Church Jr.	2/0	...	...	...	...	XXX	...	...	...	...	...	XXX
24	Jalen Ross	0/0	...	...	...	...	...	...	...	...	...	...	...
25	Jared Porter	10/0	XXX	XXX	XXX	XXX	XXX	XXX	XXX	XXX	XXX	...	XXX
25	Azir Lee	11/0	XXX	XXX	XXX	XXX	XXX	XXX	XXX	XXX	XXX	XXX	XXX
26	Greg Spiller	1/0	XXX	...	...	...	...	...	...	...	...	...	...
27	Jo Silver	11/11	START	START	START	START	START	START	START	START	START	START	START
27	AJ Graham	11/0	XXX	XXX	XXX	XXX	XXX	XXX	XXX	XXX	XXX	XXX	XXX
28	Quincy Smith	0/0	...	...	...	...	...	...	...	...	...	...	...
28	NaKeem Powell	4/0	XXX	...	...	...	XXX	...	XXX	...	...	...	XXX
29	George Mullins	11/9	START	XXX	START	XXX	START	START	START	START	START	START	START
30	Jaylen Mack	4/0	XXX	XXX	...	XXX	...	...	XXX	...	...	...	...
30	Reginald Lea II	0/0	...	...	...	...	...	...	...	...	...	...	...
31	Tucker Smack	11/0	XXX	XXX	XXX	XXX	XXX	XXX	XXX	XXX	XXX	XXX	XXX
32	Joseph Zamot	0/0	...	...	...	...	...	...	...	...	...	...	...
33	Trace Scott III	11/11	START	START	START	START	START	START	START	START	START	START	START
34	Naseem Tention	0/0	...	...	...	...	...	...	...	...	...	...	...
34	Walter Anderson	0/0	...	...	...	...	...	...	...	...	...	...	...
35	Gavin Moul	10/10	START	START	START	...	START	START	START	START	START	START	START
36	Nasir Eatmon	11/6	XXX	XXX	START	START	START	START	START	START	XXX	XXX	XXX
37	Dillon Griffith	1/0	XXX	...	...	...	...	...	...	...	...	...	...
38	Derrick Phillips Jr.	0/0	...	...	...	...	...	...	...	...	...	...	...

2026
PARTICIPATION REPORT

##	Player	GP-GS	Merri	VU	CCU	UVa	Lib	MTSU	MOST	WestKy	KennSt	FIU	NMSU
39	Josh Cupitt	11/0	XXX	XXX	XXX	XXX	XXX	XXX	XXX	XXX	XXX	XXX	XXX
40	Scott Moore	11/1	XXX	XXX	XXX	START	XXX	XXX	XXX	XXX	XXX	XXX	XXX
41	David Oravetz	0/0	...	...	...	...	...	...	...	...	...	...	...
42	Wayne Cunningham Jr.	7/0	XXX	XXX	...	...	...	...	XXX	XXX	XXX	XXX	XXX
43	Luke Brown	0/0	...	...	...	...	...	...	...	...	...	...	...
44	Kaeden Singleton	11/2	XXX	XXX	XXX	START	XXX	XXX	XXX	XXX	XXX	START	XXX
45	Luke Epstein	0/0	...	...	...	...	...	...	...	...	...	...	...
46	Julius Puryear	11/0	XXX	XXX	XXX	XXX	XXX	XXX	XXX	XXX	XXX	XXX	XXX
47	Yamdry Hernandez	5/0	XXX	...	XXX	XXX	XXX	...	...	...	...	...	XXX
49	Maddox Sills	11/0	XXX	XXX	XXX	XXX	XXX	XXX	XXX	XXX	XXX	XXX	XXX
51	Chandler Telfaire	11/11	START	START	START	START	START	START	START	START	START	START	START
52	Dominick Brogna	11/11	START	START	START	START	START	START	START	START	START	START	START
52	Miles Muldrow	0/0	...	...	...	...	...	...	...	...	...	...	...
53	Carson Shockley	0/0	...	...	...	...	...	...	...	...	...	...	...
54	Tysean Milligan Jr.	0/0	...	...	...	...	...	...	...	...	...	...	...
55	Dylan Stewart	0/0	...	...	...	...	...	...	...	...	...	...	...
57	Gehret Gentzyel	0/0	...	...	...	...	...	...	...	...	...	...	...
59	Patrick Methlie	9/1	XXX	...	...	XXX	XXX	XXX	XXX	XXX	XXX	START	XXX
60	Carter Sareyka	10/0	XXX	XXX	XXX	XXX	...	XXX	XXX	XXX	XXX	XXX	XXX
61	Steven Demboski	10/10	START	START	START	START	START	START	START	START	START	...	START
62	Anthony Caccese	11/11	START	START	START	START	START	START	START	START	START	START	START
65	Wahkeem Roman	4/0	XXX	...	...	XXX	XXX	...	XXX	...	...	...	...
67	Mustafa Kanneh	11/11	START	START	START	START	START	START	START	START	START	START	START
71	Brandon Truszkowski	0/0	...	...	...	...	...	...	...	...	...	...	...
74	Tyler Burnham	1/0	...	...	...	...	...	...	XXX	...	...	...	...
75	Noah Rosahac	11/11	START	START	START	START	START	START	START	START	START	START	START
77	Jack Small	4/0	...	...	...	...	...	...	XXX	XXX	XXX	XXX	...
78	Bentley Allen II	0/0	...	...	...	...	...	...	...	...	...	...	...
79	Jaiden Edwards	0/0	...	...	...	...	...	...	...	...	...	...	...
80	Matthew McKinley-Daniels	11/0	XXX	XXX	XXX	XXX	XXX	XXX	XXX	XXX	XXX	XXX	XXX
81	Jake Blum	0/0	...	...	...	...	...	...	...	...	...	...	...
83	Calvin Thomas	7/0	XXX	XXX	XXX	XXX	XXX	...	XXX	...	...	...	XXX
84	Ashton Navarrete	0/0	...	...	...	...	...	...	...	...	...	...	...
85	Jackson Whitacre	11/0	XXX	XXX	XXX	XXX	XXX	XXX	XXX	XXX	XXX	XXX	XXX
86	Jaxson Bowman	0/0	...	...	...	...	...	...	...	...	...	...	...
87	Carson Griffin	0/0	...	...	...	...	...	...	...	...	...	...	...
88	Sam Siafa	10/0	XXX	XXX	...	XXX	XXX	XXX	XXX	XXX	XXX	XXX	XXX
88	Elijah Sessoms	11/11	START	START	START	START	START	START	START	START	START	START	START
89	Nate Ray	11/0	XXX	XXX	XXX	XXX	XXX	XXX	XXX	XXX	XXX	XXX	XXX
89	Brandon DeAngelo	0/0	...	...	...	...	...	...	...	...	...	...	...
90	Noah Frazier	0/0	...	...	...	...	...	...	...	...	...	...	...
91	Christian Corbin	11/0	XXX	XXX	XXX	XXX	XXX	XXX	XXX	XXX	XXX	XXX	XXX
92	Kason Mullis	4/0	XXX	XXX	XXX	...	...	...	XXX	...	...	...	...
94	Collier Book	4/0	...	XXX	XXX	XXX	...	XXX	...	...	...	...	...
96	Dylan Mann	1/0	XXX	...	...	...	...	...	...	...	...	...	...
99	Austin LaBellman	0/0	...	...	...	...	...	...	...	...	...	...	...

2026 TEAM GAME HIGHS

RUSHES	42	Missouri St. (10/20/2026)
YARDS RUSHING	232	Missouri St. (10/20/2026)
YARDS PER RUSH	5.5	FIU (11/14/2026)
TD RUSHES	3	Missouri St. (10/20/2026)
	3	Merrimack (09/03/2026)
PASS ATTEMPTS	54	at Kennesaw St. (11/07/2026)
PASS COMPLETIONS	35	at Kennesaw St. (11/07/2026)
YARDS PASSING	435	Merrimack (09/03/2026)
YARDS PER PASS	10.9	at Western Ky. (10/27/2026)
TD PASSES	5	at New Mexico St. (11/21/2026)
	5	Missouri St. (10/20/2026)
TOTAL PLAYS	85	at Kennesaw St. (11/07/2026)
TOTAL OFFENSE	547	Merrimack (09/03/2026)
YARDS PER PLAY	7.5	Merrimack (09/03/2026)
POINTS	61	Missouri St. (10/20/2026)
SACKS BY	4	at Virginia (09/26/2026)
	4	Coastal Carolina (09/19/2026)
FIRST DOWNS	29	at Kennesaw St. (11/07/2026)
PENALTIES	13	at Middle Tenn. (10/13/2026)
PENALTY YARDS	101	at Middle Tenn. (10/13/2026)
TURNOVERS	2	Liberty (10/02/2026)
	2	at Virginia (09/26/2026)
	2	at Vanderbilt (09/12/2026)
PUNTS	7	at Virginia (09/26/2026)
	7	at Vanderbilt (09/12/2026)
PUNTING AVG	44.3	at New Mexico St. (11/21/2026)
	44.3	at Middle Tenn. (10/13/2026)
LONG PUNT	58	at Middle Tenn. (10/13/2026)
PUNTS INSIDE 20	4	Coastal Carolina (09/19/2026)
LONG PUNT RETURN	27	Merrimack (09/03/2026)

2026 INDIVIDUAL GAME HIGHS

RUSHES	17	Tyler Bell at Middle Tenn. (10/13/2026)
YARDS RUSHING	109	Jo Silver at Vanderbilt (09/12/2026)
TD RUSHES	2	Viron Ellison Jr. at Kennesaw St. (11/07/2026)
LONG RUSH	62	Nick Minicucci vs FIU (11/14/2026)
PASS ATTEMPTS	54	Nick Minicucci at Kennesaw St. (11/07/2026)
PASS COMPLETIONS	35	Nick Minicucci at Kennesaw St. (11/07/2026)
YARDS PASSING	414	Nick Minicucci at Western Ky. (10/27/2026)
TD PASSES	5	Nick Minicucci at New Mexico St. (11/21/2026)
	5	Nick Minicucci vs Missouri St. (10/20/2026)
LONG PASS	75	Viron Ellison Jr. vs Merrimack (09/03/2026)
RECEPTIONS	9	Sean Wilson at Western Ky. (10/27/2026)
	9	Sean Wilson vs Coastal Carolina (09/19/2026)
YARDS RECEIVING	185	Sean Wilson vs Coastal Carolina (09/19/2026)
TD RECEPTIONS	3	Scott Moore at New Mexico St. (11/21/2026)
LONG RECEPTION	75	Kaderris Roberts vs Merrimack (09/03/2026)
PUNTS	7	Josh Cupitt at Virginia (09/26/2026)
PUNTING AVG	44.3	Josh Cupitt at Middle Tenn. (10/13/2026)
	44.3	Josh Cupitt at New Mexico St. (11/21/2026)
LONG PUNT	58	Josh Cupitt at Middle Tenn. (10/13/2026)
PUNTS INSIDE 20	4	Josh Cupitt vs Coastal Carolina (09/19/2026)
LONG PUNT RETURN	27	Bryson Graves vs Merrimack (09/03/2026)
LONG KICKOFF RETURN	63	Bryson Graves vs Missouri St. (10/20/2026)
TACKLES	13	Gavin Moul vs FIU (11/14/2026)
	13	Colin Gallagher at Virginia (09/26/2026)
SACKS	2	Trace Scott III at Western Ky. (10/27/2026)
	2	Blake Matthews at Virginia (09/26/2026)
TACKLES FOR LOSS	2.5	Colin Gallagher at Vanderbilt (09/12/2026)

2026 PASSING GAME-BY-GAME

#0 Bryson Graves	Comp	Att	Int	Pct	Yards	TD	Long	Sacked	Effic.
Middle Tenn.	1	1	0	100.0	15	1	15	0-0	556.0
Totals	**1**	**1**	**0**	**100.0**	**15**	**1**	**15**	**0-0**	**556.0**

#2 Riley Trujillo	Comp	Att	Int	Pct	Yards	TD	Long	Sacked	Effic.
Virginia	1	3	0	33.3	38	0	38	1-6	139.7
Totals	**1**	**3**	**0**	**33.3**	**38**	**0**	**38**	**1-6**	**139.7**

#4 Nick Minicucci	Comp	Att	Int	Pct	Yards	TD	Long	Sacked	Effic.
Merrimack	20	36	1	55.6	330	2	44	1-7	145.3
Vanderbilt	11	27	2	40.7	182	1	57	5-31	94.8
Coastal Carolina	24	32	0	75.0	302	2	40	2-10	174.9
Virginia	4	8	0	50.0	24	0	11	0-0	75.2
Missouri St.	20	29	1	69.0	225	5	32	2-4	184.1
Western Ky.	32	38	0	84.2	414	4	40	1-1	210.5
Kennesaw St.	35	54	0	64.8	408	2	49	3-18	140.5
FIU	27	30	0	90.0	230	2	20	1-7	176.4
New Mexico St.	31	41	0	75.6	398	5	48	4-12	197.4
Totals	**204**	**295**	**4**	**69.2**	**2513**	**23**	**57**	**19-90**	**163.7**

#7 Tyler Bell	Comp	Att	Int	Pct	Yards	TD	Long	Sacked	Effic.
Liberty	4	9	0	44.4	42	1	27	1-5	120.3
Middle Tenn.	22	36	1	61.1	306	2	33	6-41	145.3
Missouri St.	2	4	0	50.0	25	0	20	0-0	102.5
Totals	**28**	**49**	**1**	**57.1**	**373**	**3**	**33**	**7-46**	**137.2**

#11 EJ Archield Jr.	Comp	Att	Int	Pct	Yards	TD	Long	Sacked	Effic.
Liberty	10	19	0	52.6	137	0	36	0-0	113.2
Totals	**10**	**19**	**0**	**52.6**	**137**	**0**	**36**	**0-0**	**113.2**

#16 Braden Streeter	Comp	Att	Int	Pct	Yards	TD	Long	Sacked	Effic.
Merrimack	3	7	0	42.9	30	0	18	0-0	78.9
Vanderbilt	4	5	0	80.0	58	0	33	1-18	177.4
Virginia	2	16	2	12.5	9	0	6	2-12	-7.8
Liberty	3	7	1	42.9	78	1	58	0-0	155.0
Totals	**12**	**35**	**3**	**34.3**	**175**	**1**	**58**	**3-30**	**68.6**

#21 Viron Ellison Jr.	Comp	Att	Int	Pct	Yards	TD	Long	Sacked	Effic.
Merrimack	1	1	0	100.0	75	1	75	0-0	1060
FIU	0	1	0	0.0	0	0	0	0-0	0.0
Totals	**1**	**2**	**0**	**50.0**	**75**	**1**	**75**	**0-0**	**530.0**

2026 RUSHING/RECEIVING GAME-BY-GAME

Rushing

Player	No-Yds/TD	Merri	VU	CCU	UVa	Lib	MTSU	MOST	WestKy	KennSt	FIU	NMSU
Jo Silver	104-477/2	6-19/0	16-109/0	11-28/1	12-49/0	7-6/0	6-19/0	13-101/1	12-46/0	10-39/0	4-22/0	7-39/0
Kaderris Roberts	52-231/4	5-13/1	3-14/0	7-27/0	1-6/0	5-26/0	3-14/1	8-58/1	4-11/0	7-14/0	3-3/0	6-45/1
Viron Ellison Jr.	52-169/5	3-17/1	5-2/1	6-30/0	3-7/0	2-15/0	4-19/0	6-23/0	9-11/1	4-15/2	4-12/0	6-18/0
Nick Minicucci	48-107/3	5-13/1	9--5/0	5-10/0	1-8/0	DNP	DNP	4-5/1	2-13/0	9--3/0	6-69/1	7--3/0
Tyler Bell	24-53/0	DNP	DNP	DNP	DNP	6-32/0	17-18/0	1-3/0	DNP	DNP	DNP	DNP
Jared Porter	15-77/0	1-7/0	-	-	7-27/0	-	-	3-16/0	-	-	DNP	4-27/0
NaKeem Powell	8-51/0	5-35/0	DNP	DNP	DNP	-	DNP	3-16/0	DNP	DNP	DNP	-
Braden Streeter	7--12/0	1-6/0	2--17/0	DNP	3--6/0	1-5/0	DNP	DNP	DNP	DNP	DNP	DNP
EJ Archield Jr.	4-18/0	DNP	DNP	DNP	DNP	4-18/0	DNP	DNP	DNP	DNP	DNP	DNP
Riley Trujillo	3--2/0	DNP	DNP	DNP	3--2/0	DNP	DNP	DNP	DNP	DNP	DNP	DNP
Bryson Graves	1-20/0	-	-	-	-	-	-	-	-	1-20/0	-	-
Da'Wain Lofton	1-11/0	-	-	-	-	-	-	1-11/0	-	-	-	-
Greg Spiller	1-6/0	1-6/0	DNP	DNP	DNP	DNP	DNP	DNP	DNP	DNP	DNP	DNP

Receiving

Player	No-Yds/TD	Merri	VU	CCU	UVa	Lib	MTSU	MOST	WestKy	KennSt	FIU	NMSU
Sean Wilson	62-782/5	6-73/1	3-30/0	9-185/2	2-4/0	1-12/0	4-35/0	6-69/0	9-183/2	6-48/0	8-78/0	8-65/0
Donovan Lewis	45-507/3	3-46/0	1-6/0	1-0/0	2-11/0	2-61/1	6-83/0	7-64/1	5-51/0	5-73/1	8-63/0	5-49/0
Bryson Graves	39-498/2	3-59/0	3--2/0	2-14/0	1-7/0	3-69/0	2-44/0	2-6/1	6-60/0	7-125/1	5-28/0	5-88/0
Da'Wain Lofton	29-435/1	3-64/0	4-142/1	6-52/0	-	3-14/0	3-40/0	-	1-7/0	5-78/0	1-6/0	3-32/0
Kaderris Roberts	28-317/3	2-80/1	2-42/0	2-10/0	-	1-9/0	3-45/1	2-13/0	7-43/1	6-26/0	-	3-49/0
Jo Silver	13-109/2	-	-	2-10/0	-	-	1-12/0	1-12/1	2-25/1	5-31/0	2-19/0	-
Elijah Sessoms	12-186/3	1-18/0	-	2-31/0	1-11/0	1-11/0	-	2-28/1	2-45/0	1-27/0	1-11/1	1-4/1
Scott Moore	8-139/4	-	1-14/0	-	-	1-13/0	-	2-58/1	-	-	-	4-54/3
Viron Ellison Jr.	7-65/1	-	1-8/0	-	-	1-8/0	2-14/0	-	-	-	2-25/1	1-10/0
Tae'Sean Robinson	4-91/0	2-32/0	DNP	DNP	1-38/0	1-21/0	DNP	-	DNP	DNP	DNP	-
Matthew McKinley-Daniels	3-69/1	1-33/0	-	-	-	2-36/1	-	-	-	-	-	-
Josh Humes	2-80/2	-	-	-	-	-	1-33/1	-	-	-	-	1-47/1
Nick Tyree	2-12/1	2-12/1	DNP	DNP	-	-	DNP	-	DNP	DNP	DNP	DNP
Jackson Whitacre	1-18/0	1-18/0	-	-	-	-	-	-	-	-	-	-
Tyler Bell	1-15/1	DNP	DNP	DNP	DNP	-	1-15/1	-	DNP	DNP	DNP	DNP
Jared Porter	1-3/0	-	-	-	-	1-3/0	-	-	-	-	DNP	-

2026 TACKLES GAME-BY-GAME

Player	S-A	Total	Merri	VU	CCU	UVa	Lib	MTSU	MOST	WestKy	KennSt	FIU	NMSU
Gavin Moul	34-51	85	1-5	2-8	3-3	DNP	0-6	4-6	4-5	5-2	3-5	6-7	6-4
Blake Matthews	21-41	62	0-6	0-2	3-3	5-6	1-4	3-6	4-1	3-1	1-2	0-7	1-3
Kahlil Ali	28-27	55	3-1	1-1	2-2	2-4	4-4	0-5	2-1	4-2	5-2	2-2	3-3
George Mullins	27-22	49	0-2	2-3	1-1	3-2	3-0	2-4	1-1	4-2	6-2	1-2	4-3
Colin Gallagher	20-23	43	2-2	3-6	5-3	6-7	3-5	1-0	DNP	DNP	DNP	DNP	DNP
Dominick Brogna	7-34	41	-	0-3	1-2	0-5	0-5	0-2	0-5	3-2	0-3	1-5	2-2
Jamarion Kolagbodi	30-9	39	0-1	4-1	5-0	3-0	1-1	1-1	3-1	3-1	6-1	3-1	1-1
Kshawn Cox Jr.	24-14	38	1-0	2-0	1-1	4-1	3-2	2-3	2-3	3-1	1-0	3-2	2-1
Jawarren Corbin	15-21	36	1-2	1-2	1-1	1-2	1-0	1-1	2-4	3-1	0-2	3-4	1-2
Trace Scott III	7-27	34	0-1	1-2	1-0	1-4	1-3	0-4	0-2	2-0	0-3	0-5	1-3
Noah Jefferson	14-15	29	3-5	0-2	2-2	2-1	1-0	1-0	2-1	0-2	1-0	1-2	1-0
Kevin Moore	17-11	28	3-2	1-0	-	0-1	1-3	1-1	-	1-2	5-0	2-1	3-1
Nasir Eatmon	14-14	28	0-1	1-0	2-0	0-6	3-2	0-4	4-0	1-0	2-1	-	1-0
Jaquise Alexander	14-13	27	-	3-1	1-0	0-4	2-2	0-2	-	3-2	2-1	1-1	2-0
Noah Matthews	9-14	23	0-2	-	2-3	2-0	0-2	0-3	0-1	2-0	0-1	1-2	2-0
AJ Graham	13-8	21	1-2	1-1	1-0	2-1	1-1	1-1	2-1	1-0	1-0	2-1	-
Jalen Bell	8-13	21	2-1	0-2	0-2	1-1	3-1	1-1	-	0-3	0-1	0-1	1-0
Brandon Gorham	3-16	19	0-2	0-3	1-2	0-1	1-1	-	-	1-1	0-3	-	0-3
Demarco Daniels	6-11	17	0-1	1-0	-	1-5	0-1	-	1-0	1-0	1-1	1-2	0-1
KT Seay	6-7	13	2-0	1-4	1-0	1-1	0-1	-	0-1	DNP	-	1-0	-
Christian Corbin	3-6	9	0-2	-	1-0	0-1	2-0	0-1	-	-	-	0-1	0-1
Julius Puryear	4-3	7	0-1	-	-	3-1	-	-	-	-	1-0	0-1	-
Nate Ray	1-5	6	1-0	0-1	0-1	0-2	-	-	-	-	-	0-1	-
Dorian Rutledge	2-3	5	1-2	-	-	-	0-1	-	1-0	DNP	-	DNP	-
James Steel	1-4	5	0-1	-	0-2	1-0	-	0-1	-	-	-	DNP	DNP
Kaeden Singleton	1-4	5	0-1	0-1	-	0-2	-	-	-	1-0	-	-	-
Sam Siafa	0-5	5	0-1	0-1	DNP	0-3	-	-	-	-	-	-	-
Viron Ellison Jr.	3-1	4	-	1-1	-	-	1-0	-	-	-	1-0	-	-
Azir Lee	2-2	4	-	-	-	0-1	1-0	-	-	-	-	0-1	1-0
Matthew McKinley-Daniels	2-2	4	-	0-2	-	1-0	-	1-0	-	-	-	-	-
Wayne Cunningham Jr.	3-0	3	-	-	DNP	DNP	DNP	DNP	2-0	-	-	1-0	-
Trent Gummer	0-3	3	-	0-1	0-1	0-1	-	-	-	-	-	DNP	-
Q'yaeir Price	2-0	2	DNP	DNP	DNP	DNP	-	2-0	-	-	DNP	-	-
Anthony Caccese	1-1	2	-	-	-	-	-	-	-	-	-	1-0	0-1
Shawn Church Jr.	0-2	2	DNP	DNP	DNP	DNP	0-2	DNP	DNP	DNP	DNP	DNP	-
Da'Wain Lofton	1-0	1	-	1-0	-	-	-	-	-	-	-	-	-
Tucker Smack	1-0	1	-	-	-	-	-	-	-	-	1-0	-	-
Elijah Sessoms	1-0	1	-	1-0	-	-	-	-	-	-	-	-	-
Brandon Rehmann	0-1	1	-	DNP	DNP	DNP	DNP	-	-	-	-	0-1	-
Dannell Jester Jr.	0-1	1	-	DNP	-	DNP	0-1	-	-	DNP	-	DNP	-
Sean Wilson	0-1	1	-	-	-	-	-	-	0-1	-	-	-	-
Jaylen Mack	0-1	1	-	-	DNP	0-1	DNP	DNP	-	DNP	DNP	DNP	DNP
Yamdry Hernandez	0-1	1	-	DNP	0-1	-	-	DNP	DNP	DNP	DNP	DNP	-

2026 SACKS GAME-BY-GAME

Player	UA-A	Total	Merri	VU	CCU	UVa	Lib	MTSU	MOST	WestKy	KennSt	FIU	NMSU
Blake Matthews	3-4	5	1-7	0.5-7	1-2	2-16	-	-	-	-	0.5-8	-	-
Brandon Gorham	2-4	4	0.5-3	-	0.5-4	0.5-3	1-4	-	-	1-2	0.5-4	-	-
Colin Gallagher	2-3	3.5	0.5-1	1.5-7	-	1-1	0.5-4	-	DNP	DNP	DNP	DNP	DNP
Noah Matthews	2-3	3.5	0.5-4	-	1.5-14	-	-	-	-	-	0.5-7	-	1-8
Trace Scott III	2-2	3	-	0.5-8	-	-	0.5-5	-	-	2-9	-	-	-
Gavin Moul	1-2	2	-	-	-	DNP	-	0.5-3	-	-	0.5-4	-	1-9
Jawarren Corbin	1-0	1	-	-	-	-	-	-	1-12	-	-	-	-
Kahlil Ali	0-1	0.5	-	-	-	-	-	0.5-3	-	-	-	-	-
James Steel	0-1	0.5	-	-	0.5-6	-	-	-	-	-	-	DNP	DNP
Nasir Eatmon	0-1	0.5	-	-	-	0.5-3	-	-	-	-	-	-	-
Kaeden Singleton	0-1	0.5	-	0.5-1	-	-	-	-	-	-	-	-	-
Dominick Brogna	0-1	0.5	-	-	0.5-3	-	-	-	-	-	-	-	-
Christian Corbin	0-1	0.5	0.5-0	-	-	-	-	-	-	-	-	-	-

2026 TFLs GAME-BY-GAME

Player	UA-A	Total	Merri	VU	CCU	UVa	Lib	MTSU	MOST	WestKy	KennSt	FIU	NMSU
Blake Matthews	5-10	10.0	1.0-7	0.5-7	1.5-3	2.0-16	1.5-7	0.5-1	1.0-1	-	0.5-8	1.0-1	0.5-1
Brandon Gorham	2-9	6.5	1.0-3	-	1.0-4	0.5-3	1.5-9	-	-	1.0-2	1.0-5	-	0.5-2
Gavin Moul	4-4	6.0	0.5-1	-	-	DNP	-	1.5-6	-	-	2.0-6	1.0-2	1.0-9
Colin Gallagher	4-3	5.5	0.5-1	2.5-9	-	2.0-4	0.5-4	-	DNP	DNP	DNP	DNP	DNP
Kahlil Ali	4-2	5.0	-	-	-	-	1.0-2	1.0-5	-	1.0-7	1.0-6	-	1.0-1
Noah Matthews	3-3	4.5	0.5-4	-	1.5-14	-	-	-	-	-	0.5-7	-	2.0-10
Trace Scott III	3-3	4.5	-	1.5-9	-	-	0.5-5	-	-	2.0-9	-	0.5-2	-
Jamarion Kolagbodi	3-0	3.0	-	-	1.0-2	1.0-1	-	-	1.0-4	-	-	-	-
Jawarren Corbin	2-1	2.5	-	-	-	-	-	-	1.0-12	-	-	1.5-5	-
Kevin Moore	2-0	2.0	1.0-8	-	-	-	-	-	-	-	1.0-1	-	-
George Mullins	2-0	2.0	-	-	-	-	-	1.0-4	-	-	-	1.0-4	-
Dominick Brogna	1-1	1.5	-	-	0.5-3	-	-	-	-	-	-	1.0-1	-
Q'yaeir Price	1-0	1.0	DNP	DNP	DNP	DNP	-	1.0-3	-	-	DNP	-	-
KT Seay	1-0	1.0	-	-	-	1.0-4	-	-	-	DNP	-	-	-
Jalen Bell	1-0	1.0	-	-	-	-	1.0-4	-	-	-	-	-	-
Azir Lee	1-0	1.0	-	-	-	-	1.0-1	-	-	-	-	-	-
James Steel	0-1	0.5	-	-	0.5-6	-	-	-	-	-	-	DNP	DNP
Nasir Eatmon	0-1	0.5	-	-	-	0.5-3	-	-	-	-	-	-	-
Kaeden Singleton	0-1	0.5	-	0.5-1	-	-	-	-	-	-	-	-	-
Christian Corbin	0-1	0.5	0.5-0	-	-	-	-	-	-	-	-	-	-

2026 ALL PURPOSE YARDS GAME-BY-GAME

Player	Total	Merri	VU	CCU	UVa	Lib	MTSU	MOST	WestKy	KennSt	FIU	NMSU
Bryson Graves	1016	109	23	56	7	102	86	166	97	160	96	114
Sean Wilson	782	73	30	185	4	12	35	69	183	48	78	65
Jo Silver	586	19	109	38	49	6	31	113	71	70	41	39
Kaderris Roberts	548	93	56	37	6	35	59	71	54	40	3	94
Donovan Lewis	507	46	6	-	11	61	83	64	51	73	63	49
Da'Wain Lofton	446	64	142	52	-	14	40	11	7	78	6	32
Viron Ellison Jr.	234	17	10	30	7	23	33	23	11	15	37	28
Elijah Sessoms	186	18	-	31	11	11	-	28	45	27	11	4
Scott Moore	139	-	14	-	-	13	-	58	-	-	-	54
Nick Minicucci	107	13	-5	10	8	DNP	DNP	5	13	-3	69	-3
Josh Humes	80	-	-	-	-	-	33	-	-	-	-	47
Jared Porter	80	7	-	-	27	3	-	16	-	-	DNP	27
Tae'Sean Robinson	71	12	DNP	DNP	38	21	DNP	-	DNP	DNP	DNP	-
Matthew McKinley-Daniels	69	33	-	-	-	36	-	-	-	-	-	-
Tyler Bell	68	DNP	DNP	DNP	DNP	32	33	3	DNP	DNP	DNP	DNP
NaKeem Powell	51	35	DNP	DNP	DNP	-	DNP	16	DNP	DNP	DNP	-
Kevin Moore	46	-	-	-	-	-	-	-	-	-	46	-
George Mullins	43	-	-	-	-	-	22	-	-	21	-	-
Nick Tyree	29	29	DNP	DNP	-	-	DNP	-	DNP	DNP	DNP	DNP
EJ Archield Jr.	18	DNP	DNP	DNP	DNP	18	DNP	DNP	DNP	DNP	DNP	DNP
AJ Graham	18	-	-	-	-	-	-	-	18	-	-	-
Jackson Whitacre	18	18	-	-	-	-	-	-	-	-	-	-
Trace Scott III	7	-	-	-	-	-	-	-	-	7	-	-
Greg Spiller	6	6	DNP	DNP	DNP	DNP	DNP	DNP	DNP	DNP	DNP	DNP
Riley Trujillo	-2	DNP	DNP	DNP	-2	DNP	DNP	DNP	DNP	DNP	DNP	DNP
Braden Streeter	-12	6	-17	DNP	-6	5	DNP	DNP	DNP	DNP	DNP	DNP

2026 RETURNS GAME-BY-GAME

Punt Returns

Player	No-Yds	Merri	VU	CCU	UVa	Lib	MTSU	MOST	WestKy	KennSt	FIU	NMSU
Bryson Graves	6-45	2-33	3-6	-	-	-	1-6	-	-	-	-	-
Tae'Sean Robinson	1--20	1--20	DNP	DNP	-	-	DNP	-	DNP	DNP	DNP	-

Kick Returns

Player	No-Yds	Merri	VU	CCU	UVa	Lib	MTSU	MOST	WestKy	KennSt	FIU	NMSU
Bryson Graves	20-453	1-17	1-19	2-42	-	2-33	2-36	5-160	2-37	1-15	3-68	1-26
Nick Tyree	1-17	1-17	DNP	DNP	-	-	DNP	-	DNP	DNP	DNP	DNP
Jackson Whitacre	1-0	-	-	-	-	1-0	-	-	-	-	-	-

Interceptions Returns

Player	No-Yds	Merri	VU	CCU	UVa	Lib	MTSU	MOST	WestKy	KennSt	FIU	NMSU
George Mullins	4-43	1-0	-	-	-	-	1-22	1-0	-	1-21	-	-
Kevin Moore	2-46	-	-	-	-	-	-	-	1-0	-	1-46	-
Jawarren Corbin	2-0	-	-	-	-	-	-	1-0	-	-	1-0	-
AJ Graham	1-18	-	-	-	-	-	-	-	1-18	-	-	-
Trace Scott III	1-7	-	-	-	-	-	-	-	-	1-7	-	-

Fumble Returns

Player	No-Yds	Merri	VU	CCU	UVa	Lib	MTSU	MOST	WestKy	KennSt	FIU	NMSU
Brandon Gorham	1-59	-	-	-	-	-	-	1-59	-	-	-	-
James Steel	1-11	-	-	-	1-11	-	-	-	-	-	DNP	DNP
Colin Gallagher	1-0	-	-	1-0	-	-	-	DNP	DNP	DNP	DNP	DNP
Blake Matthews	1-0	1-0	-	-	-	-	-	-	-	-	-	-
AJ Graham	1-0	-	1-0	-	-	-	-	-	-	-	-	-
Gavin Moul	1-0	-	-	1-0	DNP	-	-	-	-	-	-	-
Matthew McKinley-Daniels	1-0	-	-	-	-	-	1-0	-	-	-	-	-

2026 (as of games played through 11/21)

TEAM NATIONAL RANKINGS

Statistic	National Rank	Conference Rank	Value	National Leader	Value	Conference Leader	Value
3rd Down Conversion Pct (138 ranked)	117	9	0.343	Houston	0.574	Liberty	0.484
3rd Down Conversion Pct Defense (138 ranked)	79	7	0.391	Nebraska	0.261	Sam Houston	0.304
4th Down Conversion Pct (138 ranked)	43	1	0.607	UTSA	0.778	Delaware	0.607
4th Down Conversion Pct Defense (138 ranked)	85	7	0.571	Tennessee	0.188	Liberty	0.385
Blocked Kicks (47 ranked)	20	2	2	Wisconsin	5	Jacksonville St.	3
Blocked Kicks Allowed (136 ranked)	136	9	5	54 teams tied	0	5 teams tied	0
Blocked Punts (14 ranked)	14	1	1	4 teams tied	3	5 teams tied	1
Blocked Punts Allowed (138 ranked)	97	8	1	96 teams tied	0	7 teams tied	0
Completion Percentage (138 ranked)	57	4	0.636	Miami (FL)	0.755	Jacksonville St.	0.683
Defensive TDs (55 ranked)	55	6	1	4 teams tied	5	Missouri St.	5
Fewest Penalties (137 ranked)	60	2	67	Army West Point	36	Western Ky.	47
Fewest Penalties Per Game (137 ranked)	60	2	6.09	Army West Point	3.60	Western Ky.	4.27
Fewest Penalty Yards (138 ranked)	69	3	599	Army West Point	305	Western Ky.	419
Fewest Penalty Yards Per Game (138 ranked)	69	3	54.45	Temple	30.18	Western Ky.	38.09
First Downs Defense (138 ranked)	116	9	237	New Mexico	147	Liberty	180
First Downs Offense (138 ranked)	30	2	240	Miami (FL)	294	Liberty	250
Fumbles Lost (137 ranked)	24	5	4	Nebraska	0	4 teams tied	3
Fumbles Recovered (136 ranked)	44	2	7	Coastal Carolina	14	Missouri St.	8
Kickoff Return Defense (138 ranked)	106	8	22.34	Kentucky	11.00	Liberty	17.68
Kickoff Returns (138 ranked)	52	5	21.36	Iowa	38.25	Jacksonville St.	23.71
Net Punting (138 ranked)	111	9	37.76	Army West Point	46.16	Jacksonville St.	42.90
Passes Had Intercepted (138 ranked)	64	4	8	4 teams tied	1	Liberty	1
Passes Intercepted (137 ranked)	28	1	10	UCLA	20	Liberty Delaware	10 10
Passing Offense (138 ranked)	10	1	302.4	Oregon St.	364.2	Delaware	302.4
Passing Yards Allowed (138 ranked)	135	10	276.1	UAB	120.6	Sam Houston	165.7
Passing Yards per Completion (138 ranked)	30	2	12.94	Navy	20.66	Liberty	14.80
Punt Return Defense (138 ranked)	72	6	8.36	Utah	-0.83	FIU	1.57
Punt Returns (138 ranked)	134	10	3.57	Illinois	21.60	Kennesaw St.	12.77
Red Zone Defense (138 ranked)	57	5	0.822	Texas	0.667	Liberty	0.750
Red Zone Offense (138 ranked)	23	2	0.907	Iowa St.	0.969	Liberty	0.915
Rushing Defense (138 ranked)	51	4	134.2	Miami (FL)	68.1	Liberty	92.8
Rushing Offense (138 ranked)	128	9	108.3	Air Force	351.7	Liberty	221.0
Sacks Allowed (137 ranked)	113	9	2.64	Notre Dame	0.36	Middle Tenn.	1.09
Scoring Defense (138 ranked)	100	7	28.0	Iowa	12.2	Liberty	14.5
Scoring Offense (138 ranked)	44	2	30.8	Wake Forest	44.5	Liberty	33.9
Tackles for Loss Allowed (138 ranked)	66	7	5.27	Notre Dame	2.18	Liberty	4.00
Team Passing Efficiency (138 ranked)	30	3	152.50	Wake Forest	182.20	Liberty	161.93

2026 (as of games played through 11/21)

TEAM NATIONAL RANKINGS

Statistic	National Rank	Conference Rank	Value	National Leader	Value	Conference Leader	Value
Team Passing Efficiency Defense (138 ranked)	86	7	136.12	UCLA	96.06	Liberty	111.57
Team Sacks (138 ranked)	52	1	2.27	Tennessee	4.27	Delaware Liberty	2.27 2.27
Team Tackles for Loss (138 ranked)	70	5	5.4	East Carolina	9.2	Jacksonville St.	6.0
Time of Possession (138 ranked)	87	6	29:30	Air Force	37:02	Liberty	33:49
Total Defense (138 ranked)	118	9	410.3	New Mexico	243.4	Liberty	288.0
Total Offense (138 ranked)	41	2	410.6	Memphis	520.8	Liberty	425.5
Turnover Margin (138 ranked)	30	2	0.45	New Mexico	1.55	Liberty	0.55
Turnovers Gained (138 ranked)	22	1	17	UCLA	31	Delaware	17
Turnovers Lost (138 ranked)	45	5	12	Northwestern Wake Forest	5 5	Liberty	9
Winning Percentage (138 ranked)	58	3	0.545	Utah	1.000	Liberty	0.909

2026 (as of games played through 11/21)

INDIVIDUAL NATIONAL RANKINGS

Statistic	Player	National Rank	Conference Rank	Value	National Leader	Value	Conference Leader	Value
All Purpose (200 ranked)	Bryson Graves Sean Wilson	62 173	4 14	92.36 71.09	Nate Sheppard, Duke	167.09	James Jones, New Mexico St.	113.09
Blocked Kicks (1 ranked)					12 players tied	2	Tim Brantley, Missouri St.	2
Combined Kick Returns (199 ranked)	Bryson Graves	11	1	498	Michael Scott, James Madison	834	Bryson Graves, Delaware	498
Completion Percentage (105 ranked)	Nick Minicucci	12	2	0.692	Darian Mensah, Miami (FL)	0.754	Rickie Collins, Kennesaw St.	0.699
Completions Per Game (149 ranked)	Nick Minicucci	10	1	22.67	Caden Veltkamp, Fla. Atlantic	27.82	Nick Minicucci, Delaware	22.67
Field Goal Percentage (117 ranked)	Tucker Smack	89	7	0.692	Chase Reeves, Liberty Gabe Panikowski, Florida St.	1.000 1.000	Chase Reeves, Liberty	1.000
Field Goals Per Game (140 ranked)	Tucker Smack	104	8	0.82	Nolan Hauser, Clemson	2.82	Robert Czeremcha, FIU	1.64
Forced Fumbles (13 ranked)					Jaylen Wester, Western Ky.	0.56	Jaylen Wester, Western Ky.	0.56
Fumbles Recovered (11 ranked)					Micah Johnson, Louisiana	5	7 players tied	2
Interceptions Per Game (108 ranked)	George Mullins Jawarren Corbin Kevin Moore	13 108 108	1 7 7	0.36 0.18 0.18	LaDainian Fields, Oklahoma St.	0.64	George Mullins, Delaware	0.36
Kickoff Return TDs (5 ranked)					Jaylon Hawkins, San Diego St.	3	Davis Bryson, Kennesaw St. Jamill Williams, Jacksonville St. Santana Fleming, Middle Tenn.	1 1 1
Kickoff Returns (32 ranked)	Bryson Graves	17	2	22.7	TJ Smith, Tulane	32.7	Santana Fleming, Middle Tenn.	24.6
Passes Defended (22 ranked)					Brent Gordon Jr., Louisiana	1.64	Joel Kpassou, Missouri St.	1.09
Passing Efficiency (105 ranked)	Nick Minicucci	10	2	163.7	Gunner Stockton, Georgia	181.6	Deshawn Purdie, Liberty	163.8
Passing TDs (136 ranked)	Nick Minicucci	13	1	23	Caden Veltkamp, Fla. Atlantic	33	Nick Minicucci, Delaware	23
Passing Yards (150 ranked)	Nick Minicucci	32	2	2,513	Drew Mestemaker, Oklahoma St.	3,533	JJ Kohl, FIU	2,579
Passing Yards Per Game (150 ranked)	Nick Minicucci Viron Ellison Jr.	9 135	1 10	279.2 6.8	Braden Atkinson, Oregon St.	352.1	Nick Minicucci, Delaware	279.2
Passing Yards per Completion (105 ranked)	Nick Minicucci	38	2	12.32	Michael Hawkins Jr., West Virginia	16.98	Deshawn Purdie, Liberty	14.88
Points Responsible For (198 ranked)	Nick Minicucci	25	1	158	Drew Mestemaker, Oklahoma St.	216	Caden Creel, Jacksonville St. Nick Minicucci, Delaware	158 158
Points Responsible For Per Game (196 ranked)	Nick Minicucci	11	1	17.6	Drew Mestemaker, Oklahoma St.	19.6	Nick Minicucci, Delaware	17.6
Punt Return TDs (7 ranked)	Bryson Graves	7	1	1	6 players tied	2	Railyn Adams, Sam Houston Bryson Graves, Delaware Caleb Nix, Jacksonville St.	1 1 1
Punt Returns (43 ranked)					Jojo Bermudez, Temple	22.7	Caleb Nix, Jacksonville St.	12.2
Punting (88 ranked)	Josh Cupitt	72	7	41.7	Daniel Sparks, Virginia	50.7	Ashton Logan, Middle Tenn.	48.1
Receiving TDs (123 ranked)	Sean Wilson Scott Moore	76 123	6 11	5 4	Jeremiah Smith, Ohio St.	17	Isaiah Myers, Missouri St.	9
Receiving Yards (150 ranked)	Sean Wilson	46	4	782	Jeremiah Smith, Ohio St.	1,482	Isaiah Myers, Missouri St.	1,065
Receiving Yards Per Game (197 ranked)	Sean Wilson Donovan Lewis Bryson Graves	46 162 170	4 12 13	71.1 46.1 45.3	Jeremiah Smith, Ohio St.	134.7	Isaiah Myers, Missouri St.	96.8
Receptions Per Game (196 ranked)	Sean Wilson Donovan Lewis Bryson Graves	30 111 163	3 8 14	5.64 4.09 3.55	Easton Messer, Fla. Atlantic	8.18	Cam'ron Lacy, Middle Tenn.	6.36
Rush Yards Per Carry (147 ranked)					Cole Tabb, Cincinnati	8.44	Kam Davis, Liberty	6.27
Rushing TDs (140 ranked)	Viron Ellison Jr.	140	10	5	Michael Hawkins Jr., West Virginia	21	Boogie Woods III, Kennesaw St.	10
Rushing Yards (150 ranked)					Aiden Flora, Iowa St.	1,506	James Jones, New Mexico St.	1,184
Rushing Yards Per Game (200 ranked)	Jo Silver	176	11	43.4	Jackson Gutierrez, Navy	140.0	James Jones, New Mexico St.	107.6

2026 (as of games played through 11/21)

INDIVIDUAL NATIONAL RANKINGS

Statistic	Player	National Rank	Conference Rank	Value	National Leader	Value	Conference Leader	Value
Sacks (150 ranked)	Blake Matthews	92	7	0.45	Myles Bradley, Bowling Green	1.45	DeeJay Holmes Jr., FIU Brenton Williams, Liberty	0.64 0.64
Scoring (200 ranked)	Tucker Smack	142	9	5.6	Nate Sheppard, Duke	13.3	Chase Reeves, Liberty	7.8
Solo Tackles (146 ranked)					Curly Ordonez, Temple	6.27	Jared Lloyd, Missouri St.	5.45
Tackles For Loss (98 ranked)	Blake Matthews	71	5	0.91	Andrew Zock, Toledo	1.73	Josh Alexander-Felton, Sam Houston	1.14
Total Interceptions (76 ranked)	George Mullins Jawarren Corbin Kevin Moore	11 76 76	1 5 5	4 2 2	LaDainian Fields, Oklahoma St.	7	George Mullins, Delaware	4
Total Offense (200 ranked)	Nick Minicucci	14	2	291.1	Braden Atkinson, Oregon St.	351.3	Caden Creel, Jacksonville St.	300.8
Total Points Scored (144 ranked)	Tucker Smack	136	8	62	Nate Sheppard, Duke	146	Chase Reeves, Liberty	86
Total Tackles (198 ranked)	Gavin Moul	41	3	8.3	Jared Lloyd, Missouri St.	11.5	Jared Lloyd, Missouri St.	11.5
Total Touchdowns (127 ranked)	Kaderris Roberts	127	8	7	Nate Sheppard, Duke	24	Boogie Woods III, Kennesaw St.	11
Yards per Pass Attempt (100 ranked)	Nick Minicucci	19	2	8.52	Gunner Stockton, Georgia	9.84	Deshawn Purdie, Liberty	9.52
Yards per Reception (200 ranked)	Da'Wain Lofton Bryson Graves	93 200	8 17	15.00 12.77	Aidan Mizell, UCLA	29.83	Deondre Johnson, Jacksonville St.	22.45

2026 STARTERS BY GAME

OFFENSE

	QB	RB	WR	WR	TE	RB/WR/TE	LT	LG	C	RG	RT
Merrimack	Minicucci	Silver	Wilson	Lofton	Sessoms	Graves (WR)	Rosahac	Kanneh	Demboski	Telfaire	Caccese
at Vanderbilt	Minicucci	Silver	Wilson	Lofton	Sessoms	Lewis (WR)	Rosahac	Kanneh	Demboski	Telfaire	Caccese
Coastal Carolina	Minicucci	Silver	Wilson	Lofton	Sessoms	Graves (WR)	Rosahac	Kanneh	Demboski	Telfaire	Caccese
at Virginia	Minicucci	Silver	Wilson	Lofton	Sessoms	Moore (TE)	Caccese	Kanneh	Demboski	Telfaire	Rosahac
Liberty	Archield Jr.	Silver	Wilson	Lofton	Sessoms	Graves (WR)	Caccese	Kanneh	Demboski	Telfaire	Rosahac
at MTSU	Bell	Silver	Wilson	Lofton	Sessoms	Lewis (WR)	Caccese	Kanneh	Demboski	Telfaire	Rosahac
Missouri St.	Minicucci	Silver	Wilson	Graves	Sessoms	Lewis (WR)	Caccese	Kanneh	Demboski	Telfaire	Rosahac
at WKU	Minicucci	Silver	Wilson	Graves	Sessoms	Lewis (WR)	Caccese	Kanneh	Demboski	Telfaire	Rosahac
at Kennesaw St.	Minicucci	Silver	Wilson	Graves	Sessoms	Lewis (WR)	Caccese	Kanneh	Demboski	Telfaire	Rosahac
FIU	Minicucci	Silver	Wilson	Graves	Sessoms	Lewis (WR)	Caccese	Kanneh	Methlie	Telfaire	Rosahac
at NM State	Minicucci	Silver	Wilson	Graves	Sessoms	Lewis (WR)	Caccese	Kanneh	Demboski	Telfaire	Rosahac
Jax State											

DEFENSE

	DE	DT	DT	LB	LB	BAN	CB	CB	S	S	S/DL
Merrimack	N. Matthews	Brogna	Scott III	Gallagher	Moul	B. Matthews	Cox Jr.	Kolagbodi	Ali	Seay	Mullins (S)
at Vanderbilt	N. Matthews	Brogna	Scott III	Gallagher	Moul	B. Matthews	Cox Jr.	Kolagbodi	Ali	Seay	Gorham (DE)
Coastal Carolina	N. Matthews	Brogna	Scott III	Gallagher	Moul	B. Matthews	Cox Jr.	Kolagbodi	Ali	Eatmon	Mullins (S)
at Virginia	N. Matthews	Brogna	Scott III	Gallagher	Corbin	B. Matthews	Alexander	Kolagbodi	Ali	Eatmon	Singleton (DE)
Liberty	N. Matthews	Brogna	Scott III	Gallagher	Moul	B. Matthews	Cox Jr.	Alexander	Ali	Eatmon	Mullins (S)
at MTSU	N. Matthews	Brogna	Scott III	Gallagher	Moul	B. Matthews	Cox Jr.	Alexander	Ali	Eatmon	Mullins (S)
Missouri St.	N. Matthews	Brogna	Scott III	Corbin	Moul	B. Matthews	Cox Jr.	Alexander	Ali	Eatmon	Mullins (S)
at WKU	N. Matthews	Brogna	Scott III	Corbin	Moul	B. Matthews	Cox Jr.	Kolagbodi	Ali	Eatmon	Mullins (S)
at Kennesaw St.	N. Matthews	Brogna	Scott III	Corbin	Moul	B. Matthews	Cox Jr.	Kolagbodi	Ali	K. Moore	Mullins (S)
FIU	N. Matthews	Brogna	Scott III	Corbin	Moul	B. Matthews	Cox Jr.	Kolagbodi	Ali	Mullins	Singleton (DE)
at NM State	N. Matthews	Brogna	Scott III	Corbin	Moul	B. Matthews	Cox Jr.	Alexander	Ali	K. Moore	Mullins (S)
Jax State											



2026 MISCELLANEOUS GAME INFO

OPP	COIN TOSS	KICKOFF/RECEIVE	FIRST POSS.	LENGTH	JERSEY	PANTS	HELMET	RESULT
Merrimack	Win	Kickoff	Touchdown	4:05	Blue	White	Blue	W, 42-7
at Vanderbilt	Win	Receive	Punt	3:22	White	White	Blue	L, 35-26
Coastal Carolina	Lost	Receive	Punt	3:08	Blue	Gold	Blue	W, 22-14
at Virginia	Won	Kickoff	Punt	3:16	White	Blue	Blue	L, 42-3
Liberty	Won	Kickoff	Punt	3:48	Blue	Blue	Blue	L, 30-14
at MTSU	Won	Receive	Field Goal	3:21	White	Gold	Blue	L, 33-30
Missouri St.	Won	Kickoff	Touchdown	3:28	Black	Black	Black	W, 61-38
at WKU	Won	Kickoff	Touchdown	3:22	White	Blue	Blue	W, 35-21
at Kennesaw St.	Won	Kickoff	Touchdown	4:04	White	Blue	Blue	L, 42-40
FIU	Won	Kickoff	Touchdown	3:03	Blue	Gold	Blue	W, 24-16
at NM State	Lost	Kickoff	Punt	3:34	White	Gold	Blue	W, 42-30
Jax State								

2026 WEEKLY STATISTICAL LEADERS

OPP	RUSH (ATT-YD-TD)	PASS (C-A-YD-TD-I)	REC (R-YD-TD)	TACK (S-A-T)	SACKS	INT
Merrimack	Powell (5-35-0)	Minicucci (20-36-330-2-1)	Roberts (2-80-1)	Jefferson (3-5-8)	Gorham (1.0-7)	Mullins (1)
at Vanderbilt	Silver (16-109-0)	Minicucci (11-27-182-1-2)	Lofton (4-142-1)	Moul (2-8-10)	Gallagher (1.5-7)	N/A
Coastal Carolina	Ellison Jr. (6-30-0)	Minicucci (24-32-302-2-0)	Wilson (9-185-2)	Gallagher (5-3-8)	N. Matthews (1.5-14)	N/A
at Virginia	Silver (12-49-0)	Trujillo (1-3-38-0-0)	Robinson (1-38-0)	Gallagher (6-7-13)	B. Matthews (2.0-16)	N/A
Liberty	Bell (6-32-0)	Archield Jr. (12-19-137-0-0)	Graves (3-69-0)	Ali (4-4-8)	Gorham (1.0-4)	N/A
at MTSU	Ellison Jr. (4-19-0), Silver (6-19-0)	Bell (22-36-306-2-1)	Lewis (6-83-0)	Moul (4-6-10)	Moul, Ali (0.5-3)	Mullins (1)
Missouri St.	Silver (13-101-1)	Minicucci (20-29-225-5-1)	Wilson (6-69-0)	Moul (4-5-9)	Corbin (1.0-12)	Corbin, Mullins (1)
at WKU	Silver (12-46-0)	Minicucci (32-38-414-4-0)	Wilson (9-183-2)	Moul (5-2-7)	Scott III (2.0-9)	Graham, Moore (1)
at Kennesaw St.	Silver (10-39-0)	Minicucci (35-54-408-2-0)	Graves (7-125-0)	Mullins (6-2-8)	Four people (0.5)	Mullins, Scott III (1)
FIU	Minicucci (6-69-1)	Minicucci (27-30-230-2-0)	Wilson (8-78-0)	Moul (6-7-13)	N/A	Corbin, Moore (1)
at NM State	Roberts (6-45-1)	Minicucci (31-41-398-5-0)	Graves (5-88-0)	Moul (6-4-10)	N. Matthews/Moul (1.0)	N/A
Jax State						



PLAYS OF 20+ YARDS

Yds.	Type	Player(s)	Opponent
27	PR	Graves	MC
21	Pass	Wilson from Minicucci	MC
31	Pass	Lewis from Minicucci	MC
37	Pass	Graves from Minicucci	MC
44	Pass	Lofton from Minicucci	MC
75	Pass	Roberts from Ellison Jr. *	MC
24	Pass	Robinson from Minicucci	MC
33	Pass	McKinley-Daniels from Minicucci	MC
21	Run	Powell	MC
57	Pass	Lofton from Minicucci	VU
33	Pass	Lofton from Streeter	VU
37	Run	Silver	VU
31	Pass	Roberts from Minicucci	VU
43	Pass	Lofton from Minicucci	VU
20	Pass	Wilson from Minicucci	VU
20	PR	Graves	CCU
40	Pass	Wilson from Minicucci	CCU
24	Pass	Wilson from Minicucci	CCU
27	Pass	Sessoms from Minicucci	CCU
36	Pass	Wilson from Minicucci	CCU
25	Pass	Wilson from Minicucci *	CCU
38	Pass	Robinson from Trujillo	UVA
21	PR	Graves	LU
36	Pass	Graves from Archield Jr.	LU
36	Pass	Graves from Archield Jr.	LU
21	Pass	Robinson from Bell	LU
58	Pass	Lewis from Streeter*	LU
27	Pass	McKinley Daniels from Bell	LU
29	Pass	Lofton from Bell	MTSU
22	INT	Mullins	MTSU
20	Pass	Wilson from Bell	MTSU
33	Pass	Humes from Bell*	MTSU
33	Pass	Graves from Bell	MTSU
23	Pass	Lewis from Bell	MTSU
23	Pass	Roberts from Bell*	MTSU
31	Run	Roberts*	MOST
25	Pass	Sessoms from Minicucci	MOST
23	Pass	Wilson from Minicucci	MOST
26	Pass	Moore from Minicucci*	MOST
21	KR	Graves	MOST
55	Run	Silver	MOST
26	KR	Graves	MOST
63	KR	Graves	MOST
59	FR	Gorham	MOST
32	Pass	Moore from Minicucci	MOST
20	Pass	Lewis from Bell	MOST
35	Pass	Sessoms from Minicucci	WKU
21	Pass	Wilson from Minicucci*	WKU
20	Pass	Graves from Minicucci	WKU
25	Pass	Wilson from Minicucci	WKU
40	Pass	Wilson from Minicucci*	WKU
29	Pass	Graves from Minicucci	KSU
31	Pass	Lofton from Minicucci	KSU
27	Pass	Sessoms from Minicucci	KSU
38	Pass	Lewis from Minicucci	KSU
49	Pass	Graves from Minicucci	KSU
20	Run	Graves	KSU
21	INT	Mullins	KSU
20	Pass	Wilson from Minicucci	FIU
46	INT	Moore	FIU
24	KR	Graves	FIU
28	KR	Graves	FIU
62	Run	Minicucci	FIU
26	KR	Graves	NMSU
36	Pass	Roberts from Minicucci	NMSU
30	Run	Roberts*	NMSU
48	Pass	Graves from Minicucci	NMSU
47	Pass	Humes from Minicucci*	NMSU
23	Pass	Lofton from Minicucci	NMSU
20	Pass	Moore from Minicucci*	NMSU

*touchdown scored on play

LONG PLAYS BY YARDS

Yds.	No.	TD
100+	0	0
90-99	0	0
80-89	0	0
70-79	1	1
60-69	2	0
50-59	4	1
40-49	8	2
30-39	19	4
20-29	37	7
TOTAL:	**71**	**15**

PLAYS OF 20+ YDS. BY PLAYER

Player	No.	TD	R	P	KR	PR	IR	FR
Graves	18	0	1	8	6	3	0	0
Wilson	11	1	0	11	0	0	0	0
Lofton	7	0	0	7	0	0	0	0
Roberts	6	4	2	4	0	0	0	0
Lewis	5	1	0	5	0	0	0	0
S. Moore	3	2	0	3	0	0	0	0
Sessoms	3	0	0	3	0	0	0	0
Humes	2	2	0	2	0	0	0	0
McKinley-Daniels	2	0	0	2	0	0	0	0
Mullins	2	0	0	0	0	0	2	0
Robinson	2	0	0	2	0	0	0	0
Silver	2	0	2	0	0	0	0	0
Gorham	1	0	0	0	0	0	0	1
Minicucci	1	0	1	0	0	0	0	0
K. Moore	1	0	0	0	0	0	1	0
Powell	1	0	1	0	0	0	0	0
TOTAL:	**71**	**15**	**7**	**50**	**6**	**3**	**3**	**1**

3RD DOWN REC.	TAR.	REC.	1ST	TD
Wilson	16	7	5	0
Graves	13	8	2	0
Lofton	11	7	4	0
Lewis	10	5	4	0
Roberts	5	4	3	0
Sessoms	4	2	1	1
Silver	4	3	1	0
Ellison Jr.	3	1	0	0
Robinson	3	1	1	0
Humes	2	1	1	1
McKinley-Daniels	2	0	0	0
S. Moore	1	0	0	0
Tyree	1	0	0	0

4TH DOWN REC.	TAR.	REC.	1ST	TD
Wilson	4	2	2	0
S. Moore	3	3	3	1
Silver	3	3	3	1
Graves	2	1	0	0
Lewis	1	1	1	0
Lofton	1	0	0	0
Tyree	1	0	0	0

LAST TIME THE TEAM...

	DELAWARE	OPPONENT
Won in Overtime	W, 44-41 (OT) vs. UConn 9/13/25	L, 34-27 (OT) vs. Towson, 11/3/12
Won by Scoring On the Final Play of Regulation	W, 24-23 vs. William & Mary (Frank Raggo 29-yd FG), 10/3/15	L, 27-24 at Northeastern (Mat Johnson 35-yd FG), 10/7/06
Recorded Shutout	W, 49-0 vs. Sacred Heart, 9/28/24	L, 27-0 at Virginia Tech, 9/9/17
Recorded Shutout at Home	W, 49-0 vs. Sacred Heart, 9/28/24	L, 24-0 vs. Holy Cross, 11/12/83
Recorded Shutout on Road	W, 17-0 at Hofstra, 10/25/08	L, 27-0 at Virginia Tech, 9/9/17
Held Opponent Without a Touchdown	W, 49-0 vs. Sacred Heart, 9/28/24	L, 42-3 at Virginia, 9/26/26
Scoreless First Half	L, 30-14 vs. Liberty, 10/2/26	W, 42-7 vs. Merrimack, 9/3/26
Scoreless Second Half	L, 42-3 at Virginia, 9/26/26	W, 32-21 at WKU, 10/27/26
Won by 21 or More Points	23 pts (W, 61-38) vs. Missouri St., 10/20/26	39 pts, (L, 42-3) at Virginia, 9/26/26
Held a 21 or More Point Lead	23 pts (W, 61-38) vs. Missouri St., 10/20/26	30 pts, (L, 30-14) vs. Liberty, 10/2/26
Held a 28 or More Point Lead	35 pts (W, 42-7) vs. Merrimack, 9/3/26	30 pts (L, 30-14) vs. Liberty, 10/2/26
Scored 20 or More Points in a Quarter	21 pts in 3rd Qtr (W, 61-38) vs. Missouri St., 10/20/26	21 pts in 2nd Qtr (L, 42-3) at Virginia, 9/26/26
Scored 20 or More Points in a Half	28 pts in 2nd half (W, 42-30) at New Mexico St. 11/21/26	30 pts in 1st half (L, 40-42) at Kennesaw St. 11/7/26
Touchdowns Scored by Offense and Defense	4 off, 1 def (L, 42-40) at Kennesaw St. 11/7/26	4 off, 1 def (W, 61-38) vs. Missouri St., 10/20/26
Safety Scored	Punt Snap Out of the EZ W, 19-10 vs. Sacred Heart, 4/24/21	Intentional Grounding in EZ L, 33-30 at MTSU, 10/13/26
Two-Point Conversion	Viron Ellison Jr. rush L, 42-40 at Kennesaw St. 11/7/26	Skylar Locklear pass to Jaylan Brown W, 61-31 vs. UTEP, 11/29/25
No Penalties in Game	L, 17-10 vs. Villanova, 11/20/10	L, 52-14 at Wake Forest, 11/22/25
Scored 40 or More Points in a Game	L, 42-40 at Kennesaw St. 11/7/26	L, 42-40 at Kennesaw St. 11/7/26
Scored 50 or More Points in a Game	W, 61-38 vs. Missouri St., 10/20/26	L, 52-14 at Wake Forest, 11/22/25
Touchdown Scored on Opening Drive	Elijah Sessoms 11 yd pass W, 24-16 vs. FIU, 11/14/26	Jmariyae Robinson 2 yd pass W, 61-38 vs. Missouri St., 10/20/26

OFFENSE

400 or More Net Yards of Offense	523 yds (W, 42-30) at New Mexico St. 11/21/26	401 yds (W, 42-30) at New Mexico St. 11/21/26
500 or More Net Yards of Offense	523 yds (W, 42-30) at New Mexico St. 11/21/26	556 yds (L, 42-3) at Virginia, 9/26/26
300 or More Net Yards Passing	408 yds (L, 42-40) at Kennesaw St. 11/7/26	313 yds (W, 24-16) vs. FIU, 11/14/26
400 or More Net Yards Passing	408 yds (L, 42-40) at Kennesaw St. 11/7/26	437 yds (L, 42-3) at Virginia, 9/26/26
200 or More Net Yards Rushing	232 yds (W, 61-38) vs. Missouri St., 10/20/26	232 yds (W, 35-21) at WKU, 10/27/26
300 or More Net Yards Rushing	309 yds (W, 42-35) vs. Monmouth, 10/5/24	315 yds (L, 63-7) at Penn State, 9/9/23
No Sacks Allowed	W, 61-31 vs. UTEP, 11/29/25	W, 24-16 vs. FIU, 11/14/26
No Turnovers	W, 42-30 at New Mexico St., 11/21/26	W, 42-30 at New Mexico St., 11/21/26

DEFENSE

Held Opponent Under 200 Net Yards of Total Offense	129 yds (W, 49-0) vs. Sacred Heart, 9/28/24	140 yds (L, 63-7) at Penn State, 9/9/23
Held Opponent Under 300 Net Yards of Total Offense	229 yds (W, 44-21) vs. Maine, 10/12/24	296 yds (L, 35-7) vs. Villanova, 11/18/23
Held Opponent Under 100 Net Yards Passing	78 yds (W, 49-0) vs. Sacred Heart, 9/28/24	57 yds (W, 21-6) vs. NC A&T, 10/14/23
Held Opponent Under 150 Net Yards Passing	133 yds (L, 38-25) at Jax State, 10/15/25	129 yds (L, 35-7) vs. Villanova, 11/18/23
Held Opponent Under 50 Yards Rushing	48 yds (W, 42-7) vs. Merrimack, 9/3/26	34 yds (L, 38-25) at Jax State, 10/15/25
Held Opponent Under 75 Yards Rushing	48 yds (W, 42-7) vs. Merrimack, 9/3/26	70 yds (L, 33-30) at MTSU, 10/13/26
Held Opponent Under 100 Yards Rushing	94 yds (W, 61-38) vs. Missouri St., 10/20/26	80 yds (W, 35-21) at WKU, 10/27/26
Five or More Sacks By Team	5, W, 61-31 vs. UTEP, 11/29/25	6, (L, 33-30) at MTSU, 10/13/26
Six or More Sacks By Team	6, W, 49-17 vs. Monmouth, 11/5/22	6, (L, 33-30) at MTSU, 10/13/26

SPECIAL TEAMS

No Punts	W, 61-38 vs. Missouri St., 10/20/26	L, 52-14 at Wake Forest, 11/22/25
Successful Onside Kick	L, 26-23 at Sam Houston, 11/15/25	L, 35-34 vs. Villanova, 11/23/13 (PPL Park)

LAST TIME A BLUE HEN...

PASSING

Individual with 25 or More Pass Completions	Nick Minicucci (31) at New Mexico State, 11/21/26
Individual with 30 or More Pass Completions	Nick Minicucci (31) at New Mexico State, 11/21/26
Individual with 40 or More Pass Completions	Pat Devlin (42) at Villanova, 11/21/09
Individual with 40 or More Pass Attempts	Nick Minicucci (41) at New Mexico State, 11/21/26
Individual with 50 or More Pass Attempts	Nick Minicucci (54) at Kennesaw State, 11/7/26
Individual 300-Yard Passing Game	Nick Minicucci (398) at New Mexico State, 11/21/26
Individual 400-Yard Passing Game	Nick Minicucci (408) at Kennesaw State, 11/7/26
Individual 500-Yard Passing Game	Matt Nagy (556) at UConn, 11/7/98
Two or More Consecutive 300-Yard Passing Games	Nick Minicucci - 2 (414) at WKU / (408) at Kennesaw State, 2026
Individual with Three or More Touchdown Passes	Nick Minicucci (5) at New Mexico State, 11/21/26
Individual with Four or More Touchdown Passes	Nick Minicucci (5) at New Mexico State, 11/21/26
Individual with Five or More Touchdown Passes	Nick Minicucci (5) at New Mexico State, 11/21/26
Individual with a Pass of 50 or More Yards	QB Braden Streeter to WR Donovan Lewis (58, TD) vs. Liberty, 10/2/26
Individual with a Pass of 75 or More Yards	RB Viron Ellison Jr. to RB Kaderris Roberts (75, TD) vs. Merrimack, 9/3/26

RUSHING

Individual 100-Yard Rushing Game	Jo Silver (101) vs. Missouri St., 10/20/26
Individual 150-Yard Rushing Game	Jo Silver (179) vs. UConn, 9/13/25
Individual 200-Yard Rushing Game	Dejoun Lee (221) at Rhode Island, 3/27/21
Individual 250-Yard Rushing Game	Omar Cuff (288) vs. Delaware State, 11/23/07
Two or More Consecutive Individual 100-Yard Rushing Games	Marcus Yarns - 4, (127) vs. UAlbany / (174) vs. Rhode Island (134) vs. Campbell / (100) at Villanova, 2024
Individual 100-Yard Rushing Game (QB)	Joe Walker (109) at William & Mary, 10/15/16
Individual 100-Yard Rushing Game (Freshman)	Will Knight (108) vs. Stony Brook, 11/16/19
Two 100-Yard Rushers in the Same Game	Kyron Cumby (144) / Marcus Yarns (126) vs. NC A&T, 10/14/23
Three 100-Yard Rushers in the Same Game	Kai Hebron (144) / Leo Hamlett (121) / Pat Williams (104) at James Madison, 10/21/95
Individual with Two or More Rushing Touchdowns	Nick Minicucci (3) vs. WKU, 10/3/25
Individual with Three or More Rushing Touchdowns	Nick Minicucci (3) vs. WKU, 10/3/25
Individual with Four or More Rushing Touchdowns	Marcus Yarns (4) at Towson, 10/28/23
Individual with Five or More Rushing Touchdowns	Omar Cuff (6) at William & Mary, 8/30/07
Individual with 25 or More Carries	Kani Kane (26) at Maine, 11/4/17
Individual with 30 or More Carries	Andrew Pierce (40) at Villanova, 11/19/11
Individual with 40 or More Carries	Andrew Pierce (40) at Villanova, 11/19/11
Individual with a Rush of 50 or More Yards (RB)	Jo Silver (55) vs. Missouri St., 10/20/26
Individual with a Rush of 50 or More Yards (QB)	Nick Minicucci (62) vs. FIU, 11/14/26
Individual with a Rush of 50 or More Yards (WR)	Jamie Jarmon (74, TD) vs. Richmond, 10/21/17
Individual with a Rush of 75 or More Yards (RB)	Marcus Yarns (82, TD) vs. Delaware State, 9/10/22
Individual with a Rush of 75 or More Yards (QB)	Andy Hall (85, TD) at Hofstra, 9/27/03
Individual with a Rush of 75 or More Yards (WR)	Michael Johnson (78, TD) at Rhode Island, 10/26/13

RECEIVING

Individual with 10 or More Receptions	Thyrick Pitts (11) at Richmond, 11/13/21
Individual 100-Yard Receiving Game	Bryson Graves (125) at Kennesaw State, 11/7/26
Individual 150-Yard Receiving Game	Sean Wilson (183) at WKU, 10/27/26
Individual 200-Yard Receiving Game	Justin Long (236) vs. Maine, 10/2/04
Individual 250-Yard Receiving Game	Eddie Conti (354) at UConn, 11/7/98
Individual 300-Yard Receiving Game	Eddie Conti (354) at UConn, 11/7/98
Individual 350-Yard Receiving Game	Eddie Conti (354) at UConn, 11/7/98
Two or More Consecutive Individual 100-Yard Receiving Games	Sean Wilson - 3, (109) at Liberty / (107) vs. LA Tech / (162) at Sam Houston, 2025
Two 100-Yard Receivers in the Same Game	Gene Coleman II (120) / Thyrick Pitts (116) at Maine, 9/2/21
Individual 100-Yard Receiving Game (RB)	Marcus Yarns (105) at Towson, 10/28/23
Individual with Three or More Touchdown Receptions	Scott Moore (3) at New Mexico State, 11/21/26
Individual with Four or More Touchdown Receptions	Courtney Batts (4) vs. West Chester, 9/24/94
QB Reception	QB Tyler Bell from WR Bryson Graves for 15 yds (TD) at MTSU, 10/13/26
QB TD Reception	QB Tyler Bell from WR Bryson Graves for 15 yds at MTSU, 10/13/26

MISCELLANEOUS OFFENSE

Individual Led Team in Both Rushing and Receiving Yards	RB Viron Ellison Jr. (34 Rush & 60 Rec) at Wake Forest, 11/22/25
Individual With At Least One Rush. TD and Rec.TD in Same Game	RB Kaderris Roberts (1 Rush & 1 Rec) vs. Merrimack,, 9/3/26
Individual with 100 or More Rushing and Receiving Yards	Nate Beasley (118 Rush & 109 Rec) vs. Lehigh, 10/18/75
Individual with Pass TD Other Than QB	WR Bryson Graves to QB Tyler Bell for 15 yds at MTSU, 10/13/26
100+ Yard Rusher & 100+ Yard Receiver	RB Jo Silver (179 rush) / WR Kyre Duplessis (161 receiving) vs. UConn, 9/13/25
150+ Yard Rusher & 150+ Yard Receiver	RB Jo Silver (179 rush) / WR Kyre Duplessis (161 receiving) vs. UConn, 9/13/25

LAST TIME A BLUE HEN...

INTERCEPTIONS/FUMBLES

Individual with Two or More Interceptions	Mysonne Pollard (2) vs. UTEP, 11/29/25
Individual with Three or More Interceptions	Dan Mulhern (3) vs. Rhode Island, 11/13/99
Two or More Consecutive Games With an Interception	George Mullins - 2, (1) at Middle Tennessee / (1) vs. Missouri St., 2026
Three or More Consecutive Games With an Interception	Nasir Adderley - 3, (1) vs. William & Mary / (2) vs. Richmond / (1) at Towson, 2017
Interception Return for a Touchdown (DB)	Khalil Ali (45 yds) vs. Delaware St., 8/28/25
Interception Return for a Touchdown (LB)	Ty Davis (34 yds) vs. Maine, 10/12/24
Interception Return for a Touchdown (DL)	Trace Scott III (7 yds) at William & Mary, 11/7/26
Fumble Return for a Touchdown	Gavin Moul (16 yds) vs. UTEP, 11/29/25
Two or More Straight Games With a Fumble Return Touchdown	Paul Worrilow - 2, (1) vs. Maine / (1) vs. Rhode Island, 2011

TACKLES

Individual with 10 or More Tackles	LB Gavin Moul (10) at New Mexico State, 11/21/26
Individual with 15 or More Tackles	LB Jackson Taylor (15) vs. NC A&T, 10/14/23
Individual with 20 or More Tackles	LB Johnny Buchanan (23) at Navy, 9/3/22
Two with 10 or More Tackles	LB Colin Gallagher (13), BAN Blake Matthews (11) at Virginia, 9/26/26

SACKS

Individual with 2.0 or More Sacks	DT Trace Scott III (2.0) at WKU, 10/27/26
Individual with 3.0 or More Sacks	DL Chase McGowan (3.0) at Rhode Island, 3/27/21
Individual with 4.0 or More Sacks	DE John Levelis (4.0) at New Hampshire, 10/1/88
Individual with 5.0 or More Sacks	DE Jamie Bittner (6.0) vs. Villanova, 11/1/80

SPECIAL TEAMS

Individual with Three or More Field Goals Made	Nate Reed (4) vs. UTEP, 11/29/25
Individual with Four or More Field Goals Made	Nate Reed (4) vs. UTEP, 11/29/25
Individual with a 50-Yard or More Field Goal Made	Tucker Smack (54) at Kennesaw State, 11/7/26
Individual with a 60-Yard or More Punt	Josh Cupitt (68) vs. Rhode Island, 11/9/24
Individual with a 70-Yard or More Punt	Ryan Kost (74) at Hampton, 10/21/23
Individual Blocked a Punt	Bryson Graves at Vanderbilt, 9/13/26
Individual Blocked a Field Goal	Mysonne Pollard vs. UAlbany, 10/26/24
Individual Blocked a PAT	Trace Scott III vs. FIU, 11/14/26
Individual Blocked Two or More Field Goals in the Same Game	Justis Henley (2) at William & Mary, 10/8/22
Individual Returned Kickoff for a Touchdown	Dejoun Lee (87 yds) vs. Maine, 3/6/21
Individual Returned Opening Kickoff for a Touchdown	Dejoun Lee (87 yds) vs. Maine, 3/6/21
Individual Returned Kickoff for TD in Two+ Consecutive Games	Jerry Butler - 2, (94 yds) vs. James Madison / (98 yds) vs. Towson, 2008
Individual Returned Punt for a Touchdown	Kyre Duplessis (68 yds) at FIU, 9/20/25
Individual Returned Blocked Punt for a Touchdown	Bryson Graves (Recovered in EZ) at Vanderbilt, 9/13/26

game-by-game
BOX SCORES

GAME 1: MERRIMACK
Sept. 3, 2026 at Delaware Stadium (17,895)

SCORING	1	2	3	4	-	F
Merrimack	0	0	7	0		7
Delaware	7	14	14	7		42

SCORING SUMMARY:
FIRST QUARTER
7:35 DEL Ellison Jr. 11 yd run (Smack) 9-50 4:06

SECOND QUARTER
3:55 DEL Minicucci 12 yd run (Smack) 6-80 1:48
0:16 DEL Wilson 12 yd pass from Minicucci (Smack) 1-12 0:07

THIRD QUARTER
10:35 DEL Roberts 1 yd run (Smack) 10-83 4:21
9:11 DEL Roberts 75 yd pass from Ellison Jr. (Smack) 1-75 0:13
0:58 MER Mulbah 7 yd run (Bartolomeo) 4-30 1:17

FOURTH QUARTER
14:48 DEL Tyree 8 yd pass from Minicucci (Smack) 2-8 0:12

RUSHING:
MER: Mulbah: 7-41, Latham: 6-17, Lehman: 1-2, Meehan: 2-0, McElroy: 4--3, Hairston: 4--8

DEL: Powell: 5-35, Silver: 6-19, Ellison Jr.: 3-17, Roberts: 5-13, Minicucci: 5-13, Porter: 1-7, Streeter: 1-6, Spiller: 1-6

PASSING:
MER: Meehan: 10-25-121-0-0, Hairston: 11-20-75-0-1

DEL: Minicucci: 20-36-330-2-1. Ellison Jr.: 1-1-75-1-0, Streeter: 3-7-30-0-0

RECEIVING:
MER: Latham: 3-36, Massey: 5-34, Crite: 2-29, Lehman: 3-23, Patrick: 1-21, Korkosz: 1-13, McDonald: 3-12, Morgan: 1-11, Mulbah: 1-10, Palmer: 1-7

DEL: Roberts: 2-80, Wilson: 6-73, Lofton: 3-64, Graves: 3-59, Lewis: 3-46, McKinley-Daniels: 1-33, Robinson: 2-32, Whitacre: 1-18, Sessoms: 1-18, Tyree: 2-12

INTERCEPTIONS:
MER: Placide: 1-0

DEL: Mullins: 1-0

FUMBLES:
MER: McElroy: 1-1

DEL: Robinson: 1-0, TEAM: 1-0

GAME 2: VANDERBILT
Sept. 12, 2026 at FirstBank Stadium (35,000)

SCORING	1	2	3	4	-	F
Delaware	0	17	0	9	-	26
Vanderbilt	14	0	21	0	-	35

SCORING SUMMARY:
FIRST QUARTER
1:19 VAN Curtis 1 yd run (Taylor) 7-41 3:25
7:35 VAN Alexander 9 yd run (B. Taylor) 3-26 1:14

SECOND QUARTER
12:51 DEL Smack 37 yd FG 6-55 2:09
1:56 DEL Ellison Jr. 1 yd run (Smack) 10-82 5:20
0:17 DEL Graves 0 yd punt return (Smack)

THIRD QUARTER
11:05 VAN Curtis 1 yd run (Taylor) 9-70 3:48
9:30 VAN Howard 0 yd punt return (B. Taylor)
0:00 VAN W. Taylor 19 yd pass from Curtis (B. Taylor) 10-60 5:13

FOURTH QUARTER
11:55 DEL Smack 40 yd FG 8-52 3:05
6:37 DEL Lofton 43 yd pass from Minicucci (Pass failed) 4-80 2:13

RUSHING:
DEL: Silver: 16-113, Roberts: 3-14, Ellison Jr.: 5-2, Kanneh: 0-0, Minicucci: 9--5, Streeter: 2--17

VAN: Alexander: 9-39, Young: 8-38, Lassiter: 5-18, Berlowitz: 2-6, Barnett: 1-2, Curtis: 8-1, Hampton: 1-1

PASSING:
DEL: Minicucci: 11-27-182-1-2, Streeter: 4-5-58-0-0

VAN: Curtis: 14-22-210-1-0, Berlowitz: 3-9-29-0-0

RECEIVING:
DEL: Lofton: 4-142, Roberts: 2-42, Wilson: 3-30, Moore: 1-14, Ellison Jr.: 1-8, Lewis: 1-6, Graves: 3--2

VAN: Sherrill: 5-94, Conner: 6-87, Taylor: 1-19, Alexander: 2-15, Brown: 1-9, Young: 1-9, Coleman: 1-6

INTERCEPTIONS:
VAN: Daniels: 1-8, Hight: 1-2

DEL: None

FUMBLES:
VAN: Berlowitz: 1-1, Curtis: 1-0

DEL: Graves: 2-0, Minicucci: 1-0, Streeter: 1-0

GAME 3: COASTAL CAROLINA
Sept. 19, 2026 at Delaware Stadium (17,937)

SCORING	1	2	3	4	-	F
Coastal Carolina	7	7	0	0	-	14
Delaware	0	15	0	7	-	22

SCORING SUMMARY:
FIRST QUARTER
7:51 CCU Lawrence 62 yd pass from Bailey (Cavanillas Alti) 5-95 2:19

SECOND QUARTER
12:38 DEL Wilson 36 yd pass from Minicucci (Smack) 5-70 2:14
8:19 CCU Hinton 27 yd pass from Bailey (Cavanillas Alti) 9-72 4:13
0:35 DEL Silver 7 yd run (Minicucci rush good) 6-60 1:11

THIRD QUARTER

FOURTH QUARTER
8:19 DEL Wilson 36 yd pass from Minicucci (Smack) 1-36 0:08

RUSHING:
CCU: Edwards: 14-49, Lee-Knicely: 9-44, Bailey: 12-42

DEL: Ellison Jr.: 6-30, Silver: 11-28, Roberts: 7-27, Minicucci: 5-10

PASSING:
CCU: Bailey: 16-26-250-2-0

DEL: Minicucci: 24-32-302-2-0

RECEIVING:
CCU: Lawrence: 1-62, Coppock: 2-52, Hinton: 3-42, English: 4-30, Washington: 2-22, Gardner: 2-22, Verges: 1-13, Lee Knicely: 1--2

DEL: Wilson: 9-185, Lofton: 6-52, Sessoms: 2-31, Graves: 2-14, Roberts: 2-10, Silver: 2-10, Lewis: 1-0

INTERCEPTIONS:
CCU: None

DEL: None

FUMBLES:
CCU: Washington: 2-1 Bailey: 1-1, English: 1-1

DEL: None

game-by-game

BOX SCORES

GAME 4: VIRGINIA

Sept. 26, 2026 at Scott Stadium (41,935)

SCORING	1	2	3	4	-	F
Delaware	0	3	0	0	-	3
Virginia	7	21	7	7	-	42

SCORING SUMMARY:

FIRST QUARTER

7:34	UVA	Martin 11 yd pass from Pribula (Bettridge) 13-74 7:26

SECOND QUARTER

14:56	UVA	Flores Jr. 7 yd pass from Pribula (Bettridge) 7-59 2:29
7:45	DEL	Smack 39 yd FG 12-53 7:11
3:32	UVA	Courtney 12 yd pass from Pribula (Bettridge) 5-85 1:53
0:01	UVA	Courtney 19 yd pass from Pribula (Bettridge) 9-85 1:16

THIRD QUARTER

6:44	UVA	Pribula 14 yd run (Bettridge) 9-65 5:14

FOURTH QUARTER

11:11	UVA	Abdullah 74 yd pass from Holstein (Bettridge) 3-74 1:28

RUSHING:

DEL: Silver: 12-49, Porter: 7-29, Minicucci: 1-8, Ellison Jr. 3-7, Roberts: 1-6, Trujillo: 3--2, Streeter: 3--6

UVA: Davis: 10-30, Pribula: 9-24, Middlebrook: 5-23, Brown: 4-22, Vaughn: 6-21, Geer: 4-10, Holstein: 3--11

PASSING:

DEL: Trujillo: 1-3-38-0-0, Minicucci: 4-8-24-0-0, Streeter: 2-16-9-0-2

UVA: Pribula: 24-28-279-4-0, Holstein: 8-12-153-1-0, Geer: 1-3-5-0-0

RECEIVING:

DEL: Robinson: 1-38, Lewis: 2-11, Sessoms: 1-11, Graves: 1-7, Wilson: 2-4

UVA: Flores Jr.: 9-113, Courtney: 4-89, Abdullah 2-83, Davis: 2-27, Martin: 4-26, Robinson: 1-23, Middlebrook: 2-21, Ungar: 2-15, Twitty: 2-11, Brown: 2-10, Gibson: 2-10, Coleman: 1-9

INTERCEPTIONS:

DEL: N/A

UVA: Adams: 2-0

FUMBLES:

DEL: N/A

UVA: Davis: 1-1

GAME 5: LIBERTY

Oct. 2, 2026 at Delaware Stadium (19,182)

SCORING	1	2	3	4	-	F
Liberty	6	14	3	7	-	30
Delaware	0	0	0	14	-	14

SCORING SUMMARY:

FIRST QUARTER

9:00	LIB	Reeves 48 yd FG 10-46 6:00
1:47	LIB	Reeves 30 yd FG 9-78 5:07

SECOND QUARTER

7:35	LIB	Davis 56 yd run (Reeves) 3-64 0:59
1:49	LIB	Jones 3 yd run (Reeves) 12-95 3:01

THIRD QUARTER

3:22	LIB	Reeves 22 yd FG 4-5 1:32

FOURTH QUARTER

11:19	LIB	Davis 5 yd run (Reeves) 5-22 2:47
9:38	DEL	Lewis 58 yd pass from Streeter (pass failed) 4-73 1:39
1:35	DEL	McKinley-Daniels 27 yd pass from Bell (Bell rush) 4-67 1:33

RUSHING:

LIB: Davis: 17-147, Coleman: 5-53, Jones: 9-37, Belford: 3-28, Randolph: 1-14, Purdie: 4-7, Udoh: 1-3, Henderson: 2-3, Vasko: 2-1, Kellman: 2-0, Copeland: 1--10

DEL: Bell: 6-32, Roberts: 5-26, Archield Jr.: 4-18, Ellison Jr.: 2-15, Silver: 7-6, Streeter: 1-5

PASSING:

LIB: Purdie: 13-20-157-0-0, Henderson: 0-5--0-0-0

DEL: Archield Jr.: 10-19-137-0-0, Streeter: 3-7-78-1-1, Bell: 4-9-42-1-0

RECEIVING:

LIB: Jackson: 5-90, Person: 3-30, Copeland: 1-10, Jones: 1-10, Wimbush: 1-9, Coleman: 2-8

DEL: Graves: 3-69, Lewis: 2-61, McKinley-Daniels: 2-36, Robinson: 1-21, Lofton: 3-14, Moore: 1-14, Wilson: 1-12, Sessoms: 1-11, Roberts: 1-9, Ellison Jr.: 1-8, Porter: 1-3

INTERCEPTIONS:

DEL: N/A

LIB: Spurlock: 1-17

FUMBLES:

DEL: Archield Jr.: 1-1

LIB: Jackson: 1-0

GAME 6: MIDDLE TENNESSEE

Oct. 13, 2026 at Johnny "Red" Floyd Stadium (8,606)

SCORING	1	2	3	4	-	F
Delaware	3	13	7	7	-	30
Middle Tennessee	5	7	14	7	-	33

SCORING SUMMARY:

FIRST QUARTER

11:20	DEL	Smack 33 yd FG 9-59 3:40
6:55	MTSU	Bourgeois 47 yd FG 8-46 4:25
3:25	MTSU	0 yd safety (Gaskins)

SECOND QUARTER

14:27	MTSU	Gagliano 1 yd run (Bourgeois) 9-75 3:50
7:20	DEL	Roberts 11 yd run (Smack) 14-80 7:00
0:20	DEL	Bell 15 yd pass from Graves (Smack kick failed) 1-15 0:09

THIRD QUARTER

14:43	MTSU	Perdue 80 yd pass from Gagliano 1-80 0:12
5:01	DEL	Humes 33 yd pass from Bell (Smack) 6-68 2:44
2:10	MTSU	Clifton 18 yd pass from Gagliano (Bourgeois) 5-70 2:44

FOURTH QUARTER

9:57	DEL	Roberts 23 yd pass from Bell 5-91 2:38
3:06	MTSU	Clifton 14 yd pass from Gagliano (Bourgeois) 10-93 4:59

RUSHING:

DEL: Ellison Jr.: 4-19, Silver: 6-19, Bell: 17-18, Roberts: 3-14

MTSU: Martin Jr.: 11-48, Brown Jr.: 7-40, Gagliano: 4-22, Costelli: 1--3

PASSING:

DEL: Bell: 22-36-306-2-1, Graves: 1-1-15-1-0

MTSU: Gagliano: 22-32-291-3-1, Costelli: 0-1

RECEIVING:

DEL: Lewis: 6-83, Roberts: 3-45, Graves: 2-44, Lofton: 3-40, Wilson: 4-35, Humes: 1-33, Bell: 1-15, Ellison: 2-14, Silver: 1-12

MTSU: Perdue: 4-103, Clifton: 4-64, Allen: 1-36, Lacy: 4-34, Butler: 3-28, Brown Jr.: 6-26

INTERCEPTIONS:

DEL: Mullins: 1-22

MTSU: Williams: 1-21

FUMBLES:

DEL: none

MTSU: Fleming: 1-1

game-by-game

BOX SCORES

GAME 7: MISSOURI STATE

Oct. 20, 2026 at Delaware Stadium (14,214)

SCORING	1	2	3	4	-	F
Missouri State	14	14	7	3	-	38
Delaware	7	17	21	16	-	61

SCORING SUMMARY:

FIRST QUARTER

8:37	DEL	Roberts 31 yd run (Smack) 8-68 2:50
4:51	MSU	Lair 15 yd run (Obeid) 1-75 3:46
0:53	MSU	O'Neal 47 yd int. (Obeid)

SECOND QUARTER

12:39	DEL	Graves 6 yd pass from Minicucci (Smack) 7-65 3:14
8:17	DEL	Moore 26 yd pass from Minicucci (Smack) 5-62 2:23
4:49	MSU	Myers 11 yd pass from Belin IV (Obeid) 9-82 3:19
2:16	DEL	Smack 33 yd FG 6-55 2:28
0:14	MSU	Myers 6 yd pass from Belin IV (Obeid) 8-78 1:55

THIRD QUARTER

12:53	DEL	Silver 12 yd pass from Minicucci (Smack) 4-34 1:48
10:33	MSU	Lair 1 yd run (Obeid) 5-82 2:13
7:50	DEL	Sessoms 3 yd pass from Minicucci (Smack) 5-33 2:33
4:01	DEL	Minicucci 1 yd run (Smack) 4-4 1:55

FOURTH QUARTER

12:59	DEL	Silver 5 yd run (Mullis) 10-66 5:37
11:22	DEL	Lewis 3 yd pass from Minicucci (pat failed) 4-23 1:26
6:44	DEL	Smack 25 yd FG 6-34 2:16
3:27	MSU	Obeid 27 yd FG 7-64 3:17

RUSHING:

MSU: Lair: 15-85, Green Jr.: 6-19, Belin IV: 2--10

DEL: Silver: 13-101, Roberts: 8-58, Ellison Jr.: 6-23, Porter: 3-16, Powell: 3-16, Lofton: 1-11, Minicucci: 4-5, Bell: 1-3

PASSING:

MSU: Belin IV: 26-35-337-2-2

DEL: Minicucci: 20-29-225-5-1, Bell: 2-4-25-0-0

RECEIVING:

MSU: Myers: 11-242, Robinson: 10-85, Lair: 3-11, Hipp: 2--1

DEL: Wilson: 6-69, Lewis: 7-64, Moore: 2-58, Sessoms: 2-28, Roberts: 2-13, Silver: 1-12, Graves: 2-6

INTERCEPTIONS:

MSU: O'Neal: 1-47

DEL: Corbin: 1-0, Mullins: 1-0

FUMBLES:

MSU: Belin IV: 1-1

DEL: N/A

GAME 8: WKU

Oct 27, 2026 at Houchens Industries-L.T. Smith Stadium (12,147)

SCORING	1	2	3	4	-	F
Delaware	7	21	7	0	-	35
WKU	14	7	0	0	-	21

SCORING SUMMARY:

FIRST QUARTER

11:37	WKU	Ezirim 11 yd pass from Glenn (Campbell) 8-75 3:23
6:43	DEL	Roberts 17 yd pass from Minicucci (Smack) 9-82 4:40
3:41	WKU	Taylor 1 yd run (Campbell) 7-75 3:02

SECOND QUARTER

12:42	DEL	Wilson 21 yd pass from Minicucci (Smack) 9-78 5:03
10:52	WKU	Allen 5 yd run (Campbell) 4-75 1:50
7:25	DEL	Ellison Jr. 5 yd run (Smack) 8-80 3:23
0:59	DEL	Silver 8 yd run (Smack) 8-90 1:34

THIRD QUARTER

4:20	DEL	Wilson 40 yd pass from Minicucci (Smack) 6-76 2:49

FOURTH QUARTER

RUSHING:

DEL: Silver: 12-46, Minicucci: 2-13, Roberts: 4-11, Ellison: 9-11

WKU: Glenn: 17-129, Allen: 12-73, McGill: 3-15, Flowers: 1-14, Taylor: 1-1

PASSING:

DEL: Minicucci: 32-38-414-4-0

WKU: Glenn: 25-37-224-1-2, Tisdale Jr.: 1-5-21-0-0

RECEIVING:

DEL: Wilson: 9-183, Graves: 6-60, Lewis: 5-51, Sessoms: 2-45, Roberts: 7-43, Silver: 2-25, Lofton: 1-7

WKU: Barry: 4-80, Stafford Jr.: 5-64, McGill: 5-50, Arends: 2-13, Ezirim: 2-12, Burroughs: 3-9, Allen: 2-7, Rockwell: 1-6, Taylor: 2-4

INTERCEPTIONS:

DEL: Graham: 1-18, Moore: 1-0

WKU: N/A

FUMBLES:

DEL: Wilson: 1-1

WKU: Glenn: 1-0

GAME 9: KENNESAW STATE

Nov. 7, 2026 at Fifth Third Stadium (10,300)

SCORING	1	2	3	4	-	F
Delaware	15	10	9	6	-	40
Kennesaw State	13	17	3	9	-	42

SCORING SUMMARY:

FIRST QUARTER

14:47	KSU	Davis 99 yd kick return (rush failed)
7:49	DEL	Ellison Jr. 1 yd run (Smack) 14-75 6:58
6:40	DEL	Scott III 7 yd int return (Ellison rush)
2:35	KSU	Collins 8 yd run (Kinney) 10-75 4:05

SECOND QUARTER

14:00	KSU	Woods III 23 yd run (Kinney) 5-50 1:00
10:50	DEL	Ellison Jr. 1 yd run (Smack) 7-75 3:10
4:32	KSU	Kinney 28 yd FG 15-65 6:18
0:22	KSU	Woods III 1 yd run (Kinney) 10-47 1:20
0:00	DEL	Smack 54 yd FG 4-39 0:22

THIRD QUARTER

12:27	DEL	Lewis 12 yd pass from Minicucci (pass failed) 5-75 2:33
9:21	KSU	Kinney 29 yd FG 9-64 3:00
1:04	DEL	Smack 36 yd FG 5-17 2:14

FOURTH QUARTER

14:18	KSU	Jesiolowski 63 yd pass from Varnes (pass failed) 3-57 1:37
8:25	KSU	Kinney 35 yd FG 9-32 4:03
0:24	DEL	Graves 17 yd pass from Minicucci (pass failed) 12-80 1:23

RUSHING:

DEL: Silver: 10-39, Graves: 1-20, Ellison Jr.: 4-15, Roberts: 7-14, Minicucci: 9--3

KSU: Woods III: 15-90, Murrell: 2-22, Varnes: 7-21, Williams: 2-10, Bryson: 1--1, Collins: 3--3

PASSING:

DEL: Minicucci: 35-54-408-2-0

KSU: Varnes; 19-37-254-1-1, Collins: 5-7-55-0-1

RECEIVING:

DEL: Graves: 7-125, Lofton: 5-78, Lewis: 5-73, Wilson: 6-48, Silver: 5-31, Sessoms: 1-17, Roberts: 6-26

KSU: Gary: 5-92, Jesiolowski: 3-77, Bryson: 7-69, Munroe: 3-43, Bullock Jr.: 1-12, Woods III: 4-12, Rogers: 1-4

INTERCEPTIONS:

DEL: Mullins: 1-22, Scott III: 1-7

KSU: N/A

FUMBLES:

DEL: Ellison Jr.: 1-1

KSU: N/A

game-by-game
BOX SCORES

GAME 10: FIU
Nov. 14, 2026 at Delaware Stadium (18,127)

SCORING	1	2	3	4	-	F
FIU	7	0	0	9	-	16
Delaware	7	0	3	14	-	24

SCORING SUMMARY:
FIRST QUARTER

9:08	DEL	Sessoms 11 yd pass from Minicucci 6-63 3:11
4:27	FIU	Lyons 2 yd run (Czeremcha) 8-78 4:36

SECOND QUARTER

THIRD QUARTER

8:24	DEL	Smack 22 yd FG 11-70 6:30

FOURTH QUARTER

12:41	FIU	Czeremcha 30 yd FG 17-70 10:38
8:46	DEL	Ellison Jr. 7 yd pass from Minicucci (Smack) 7-60 3:49
5:42	FIU	Carter 8 yd pass from Kohl (pat blocked) 6-60 2:56
3:49	DEL	Minicucci 1 yd run (Smack) 5-72 1:47

RUSHING:
FIU: Lyons: 19-56, Kohl: 2-22, Carrie: 3-12, Ford: 3-11

DEL: Minicucci: 6-69, Silver: 2-22, Ellison Jr.: 4-12, Roberts: 3-3

PASSING:
FIU: Kohl: 26-37-313-1-2

DEL: Minicucci: 27-30-230-2-0, Ellison: 0-1

RECEIVING:
FIU: Anderson: 9-122, Resar: 2-43, Lyons: 4-40, Ford: 2-31, Nelson: 1-27, Schaeffer: 2-20, McNeal: 3-13, Carter: 1-8, Carrie: 1-6, Verdugo: 1-3

DEL: Wilson: 8-78, Lewis: 8-63, Graves: 5-28, Ellison Jr.: 2-25, Silver: 2-19, Sessoms: 1-11, Lofton: 1-6

INTERCEPTIONS:
FIU: N/A

DEL: Corbin: 1-0, K. Moore: 1-46

FUMBLES:
FIU: N/A

DEL: Minicucci: 1-1

GAME 11: NEW MEXICO STATE
Nov. 21, 2026 at Aggie Memorial Stadium (5,413)

SCORING	1	2	3	4	-	F
Delaware	7	7	14	14	-	42
New Mexico State	3	13	0	14	-	30

SCORING SUMMARY:
FIRST QUARTER

11:04	NMS	Uvaydov 26 yd FG 5-48 2:27
4:17	DEL	Sessoms 4 yd pass from Minicucci (Smack) 13-75 6:47

SECOND QUARTER

14:33	DEL	Moore 19 yd pass from Minicucci (Smack) 7-77 3:45
7:43	NMS	Graves 55 yd pass from Hedden (Uvaydov) 2-57 0:53
2:13	NMS	Libman 8 yd pass from Hedden (pat failed) 9-79 4:35

THIRD QUARTER

5:49	DEL	Roberts 30 yd run (Smack) 7-61 3:20
1:20	DEL	Moore 9 yd pass from Minicucci (Smack) 3-72 1:23

FOURTH QUARTER

11:41	DEL	Humes 47 yd pass from Minicucci (Smack) 6-73 3:12
3:51	NMS	Pride 7 yd pass from Hedden (Stanley pass) 10-74 1:56
2:03	DEL	Moore 20 yd pass from Minicucci (Smack) 6-47 1:47
1:05	NMS	Pride 7 yd pass from Hedden (rush failed) 6-73 0:53

RUSHING:
DEL: Roberts: 6-45, Silver: 7-39, Porter: 4-27, Ellison Jr.: 6-18, Minicucci: 7--3

NMS: Jones: 11-94, Washington Jr.: 9-34, Hedden: 7--2, Stanley: 2--3

PASSING:
DEL: Minicucci: 31-41-398-5-0

NMS: Hedden: 17-33-258-4-0, Pride: 1-1-20-0-0

RECEIVING:
DEL: Graves: 5-88, Wilson: 8-65, Moore: 4-54, Roberts: 3-49, Lewis: 5-49, Humes: 1-47, Lofton: 3-32, Ellison Jr.: 1-10, Sessoms: 1-4

NMS: Williams III: 5-87, Graves: 2-71, Libman: 6-70, Washington Jr.: 2-22, Pride: 2-21, Stanley: 1-7

INTERCEPTIONS:
DEL: N/A

NMS: N/A

FUMBLES:
DEL: N/A

NMS: N/A

GAME 12: JAX STATE
Nov. 28, 2026 at Delaware Stadium (18,500)

SCORING	1	2	3	4	-	F
Jax State						
Delaware						

SCORING SUMMARY:
FIRST QUARTER

SECOND QUARTER

THIRD QUARTER

FOURTH QUARTER

RUSHING:

PASSING:

RECEIVING:

INTERCEPTIONS:

FUMBLES: