



DELAWARE FIGHTIN' BLUE HENS

MEN'S BASKETBALL GAME NOTES

a new era.



Ali Cucinotta, Director, Communications & Creative Services | 610-909-1025 | alic@udel.edu

2025-26 SCHEDULE

6-14, 2-7 CUSA

H: 3-7 | A: 2-6 | N: 1-1

NOVEMBER

(2-4)

Mon., Nov. 3	at Bucknell	L, 78-70
Fri., Nov. 7	Wilmington	L, 71-62
Tue., Nov. 11	at BYU	L, 85-68
Tue., Nov. 18	Saint Peter's	W, 81-70
Sun., Nov. 23	vs. SIU [^]	L, 79-59
Tue., Nov. 25	vs. UNCG [^]	W, 73-60

DECEMBER

(2-4)

Mon., Dec. 1	Iona	L, 89-66
Sat., Dec. 6	at Delaware State	L, 75-72 (OT)
Wed., Dec. 10	at George Washington	W, 70-58
Sat., Dec. 13	CSUN	L, 88-66
Tue., Dec. 16	Rider	W, 65-57
Mon., Dec. 29	Missouri State*	L, 61-43

JANUARY

(2-6)

Fri., Jan. 2	Jacksonville State*	L, 67-64
Sun., Jan. 4	Kennesaw State*	W, 67-52
Thu., Jan. 8	at Sam Houston*	L, 72-60
Sat., Jan. 10	at LA Tech*	L, 70-68 (OT)
Thu., Jan. 15	UTEP*	L, 70-69
Sat., Jan. 17	New Mexico State*	L, 97-68
Sat., Jan. 24	at Liberty*	L, 67-51
Wed., Jan. 28	at New Mexico State*	W, 73-64
Sat., Jan. 31	at UTEP*	9 p.m.

FEBRUARY

(0-0)

Wed., Feb. 4	Liberty*	7 p.m.
Sat., Feb. 7	Middle Tennessee*	1 p.m.
Thu., Feb. 12	at FIU*	7 p.m.
Sat., Feb. 14	at Missouri State*	3 p.m.
Wed., Feb. 18	WKU*	7 p.m.
Sat., Feb. 21	at Middle Tennessee*	2 p.m.
Thu., Feb. 26	at Jacksonville State*	7 p.m.
Sat., Feb. 28	at Kennesaw State*	5 p.m.

MARCH

(0-0)

Thu., Mar. 5	Sam Houston*	7 p.m.
Sat., Mar. 7	LA Tech*%	Noon
Mar. 10-14	CUSA MBB Championship	

Home Games in **BOLD**

All times ET

* CUSA Game

% Senior Day

[^] Jacksonville Classic (Jacksonville, Fla.)

WHO ARE WE

Only refer to our institution as the University of Delaware or UD. Do not use "U of D," "UofD," "the U of D" or "UDel." Do not use periods in "UD."

We are the Fightin' Blue Hens on first reference and Blue Hens, Hens, or Blue & Gold after that.

DELAWARE (6-14, 2-7 CUSA)

GM
21



Head Coach: Martin Ingelsby
Record at UD: 153-151 (10th year)
Career Record: same
Last: W, 73-64 at NMSU

UTEP (7-14, 3-7 CUSA)



Head Coach: Joe Golding
Record at UTEP: 77-77 (5th year)
Career Record: 235-221 (15th year)
Last: L, 69-59 vs. LA Tech

saturday, january 31, 2026 | 9 p.m. | el paso, texas | don haskins center | espn+

OPENING TIP

The University of Delaware men's basketball team heads to El Paso, Texas to take on Conference USA opponent UTEP on Saturday, January 31 at 9 p.m. ET. This will be the second-ever match up between the Fightin' Blue Hens and Miners after meeting for the first time earlier this month.

Delaware is averaging 65.8 points per game and has four players averaging double digits in points through 20 games: **Christian Bliss** (15.6), **Justyn Fernandez** (14.5), **Tyler Houser** (13.2), and **Macon Emory** (11.4).

UTEP has a 7-14 start on the season under fifth-year head coach Joe Golding. The team most recently fell to LA Tech 69-59 at home.

The Miners have five returners and nine newcomers on their 2025-26 roster and are led by Elijah Jones who is averaging 14.6 points per game. Jamal West Jr. (13.3) and Kaseem Watson (12.4) are also averaging double figures for UTEP.

HOW TO FOLLOW

TV/Stream ESPN+
Play-by-Play Andy Morgan
Analyst Bobby Braswell

Radio 94.7 WDSB
Play-by-Play Scott Klatzkin






Live Stats bluehenstats.STATB.US

X/Instagram @DelawareMBB

SERIES HISTORY

All-Time	0-1
Ingelsby vs.	0-1
Home	0-1
Road	n/a
Neutral	n/a
Current Streak	L1
Last Meeting	L, 70-69 - 1/15/26
Largest Victory	n/a
Largest Defeat	1 (70-69) - 1/15/26
Last Win at Home	n/a
Last Win on the Road	n/a

LAST GAME'S STARTERS

				
#00	#4	#5	#11	#44
CHRISTIAN BLISS	JUSTYN FERNANDEZ	MACON EMORY	JAYDEN TAYLOR	TYLER HOUSER
PPG: 15.6	PPG: 14.5	PPG: 11.4	PPG: 3.1	PPG: 13.2
APG: 6.0	APG: 2.5	APG: 1.4	APG: 0.3	APG: 1.6
RPG: 5.5	RPG: 4.5	RPG: 7.0	RPG: 2.7	RPG: 5.3
FG%: 41.3	FG%: 44.8	FG%: 45.9	FG%: 59.0	FG%: 49.0



2025-26 DELAWARE NUMERICAL ROSTER

#	NAME	POS.	YR.	HT.	WT.	HOMETOWN/HIGH SCHOOL (PREV. SCHOOL)
00	Christian Bliss	G	Jr.	6-4	190	Queens, N.Y. / George School (Virginia)
1	Mason Ellison	G	Fr.	6-4	170	Edgewood, Md. / Loyola Blakefield
3	Cavan Reilly	G	Sr.	6-4	200	Lovettsville, Va. / Bishop O'Connell
4	Justyn Fernandez	G	Sr.	6-5	210	Richmond, Va. / IMG Academy (Providence/George Mason)
5	Macon Emory	F	So.	6-8	200	Devon, Pa. / Perkiomen School
10	Brandon Baffone	G	Jr.	6-1	175	Hockessin, Del. / Salesianum School
11	Jayden Taylor	F	Fr.	6-8	185	Newark, Del. / The Sanford School
12	Alex McFadden	G	So.	6-1	175	Wayne, Pa. / Radnor
14	Lance Piper	G	So.	6-6	187	Holtsville, N.Y. / Phelps School (South Carolina)
15	Houston Emory	F	Sr.	6-9	205	Devon, Pa. / Blue Ridge School
20	Alex Kazanecki	G	Fr.	6-6	190	Morrow, Ohio / Archbishop Moeller
21	Nnanna Njoku	F	Gr.	6-9	250	Bear, Del. / The Sanford School (Villanova)
35	Bouna Kebe	F	Sr.	6-9	216	Dakar, Senegal / Promise Prep. Academy (Gillette CC/Memphis)
44	Tyler Houser	F	Sr.	6-9	255	Camp Hill, Pa. / Cedar Cliff (VMI)
55	Jameel Brown	G	Sr.	6-4	200	Philadelphia, Pa. / The Haverford School (Penn State/Temple)

Head Coach:

Martin Ingelsby (Notre Dame '01), 10th season

Associate Head Coach:

Bill Phillips (Saint Josephs '01), 10th season

Assistant Coach:

Antoni Wyche (Notre Dame '99), first season

Assistant Coach:

Danny O'Connor (Indiana '16), 10th season

Assistant Coach/ Director of Player Development:

Christian Nunez (Farmingdale State '13), second season

Director of Operations:

Stephen Galgano (Delaware '20), third season

ROSTER BY CLASS (ACADEMIC YEAR AT UD)

GRADUATE (1)

Nnanna Njoku

SENIOR (6)

Jameel Brown
Houston Emory
Justyn Fernandez
Tyler Houser
Bouna Kebe
Cavan Reilly

JUNIORS (2)

Brandon Baffone
Christian Bliss

SOPHOMORES (3)

Macon Emory
Alex McFadden
Lance Piper

FRESHMEN (3)

Mason Ellison
Alex Kazanecki
Jayden Taylor

ROSTER BY HEIGHT (AVG. HEIGHT -6-6)

6-1 (2)

Brandon Baffone
Alex McFadden

6-4 (4)

Christian Bliss
Jameel Brown
Mason Ellison
Cavan Reilly

6-5 (1)

Justyn Fernandez

6-6 (2)

Alex Kazanecki
Lance Piper

6-8 (2)

Macon Emory
Jayden Taylor

6-9 (4)

Houston Emory
Tyler Houser
Bouna Kebe
Nnanna Njoku

PRO-NUN-SEE-AY-SHUNS

#3	Cavan Reilly	CAV-in	HC	Martin Ingelsby	in-GULS-bee
#5	Macon Emory	MAKE-in	AC	Antoni Wyche	an-THONY why-ch
#10	Brandon Baffone	BUH-phone			
#20	Alex Kazanecki	KAZ-uh-neck-ee	Newark		NEW-ark
#21	Nnanna Njoku	nah-nah n-JOE-koo	Hockessin		HO-kess-in
#35	Bouna Kebe	BOO-nuh KEH-beh	Dakar, Senegal		DA-kaar SEH-nuh-gaal

ALPHABETICAL

#	NAME	POS.
10	Brandon Baffone	G
00	Christian Bliss	G
55	Jameel Brown	G
1	Mason Ellison	G
15	Houston Emory	F
5	Macon Emory	F
4	Justyn Fernandez	G
44	Tyler Houser	F
20	Alex Kazanecki	G
35	Bouna Kebe	F
12	Alex McFadden	G
21	Nnanna Njoku	F
14	Lance Piper	G
3	Cavan Reilly	G
11	Jayden Taylor	F

GEOGRAPHICAL

Delaware (3)

10	Brandon Baffone	G
21	Nnanna Njoku	F
11	Jayden Taylor	F

Maryland (1)

1	Mason Ellison	G
---	---------------	---

New York (2)

00	Christian Bliss	G
14	Lance Piper	G

Ohio (1)

20	Alex Kazanecki	G
----	----------------	---

Pennsylvania (5)

15	Houston Emory	F
5	Macon Emory	F
12	Alex McFadden	G
44	Tyler Houser	F
55	Jameel Brown	G

Senegal (1)

35	Bouna Kebe	F
----	------------	---

Virginia (2)

3	Cavan Reilly	G
4	Justyn Fernandez	G

HEAR OUR NAMES



A NEW ERA

After a nearly 18-month wait, the new era is finally here and the University of Delaware Fightin' Blue Hens are officially full members of Conference USA as of July 1, 2025. Fourteen of UD's 22 varsity programs will be housed in CUSA, with seven others joining as affiliate members in the Atlantic Sun (women's lacrosse, men's and women's swimming & diving), Atlantic 10 (men's lacrosse), Mid-American Conference (rowing), The Summit League (men's soccer), and Atlantic Hockey America (ice hockey). Field hockey will play an independent schedule this fall as the department continues to work diligently to finalize a new conference for the reigning CAA champions.

An athletic department built on history and tradition, Delaware brings an abundance of success to CUSA having won 10 national championships, 172 team conference titles, 282 individual conference crowns, 342 major conference awards, 2,655 all-league selections, and 543 all-americans.

UD student-athletes complement their athletic success with strong academic performances. During the 2024-25 academic year, the Blue Hens compiled a cumulative 3.41

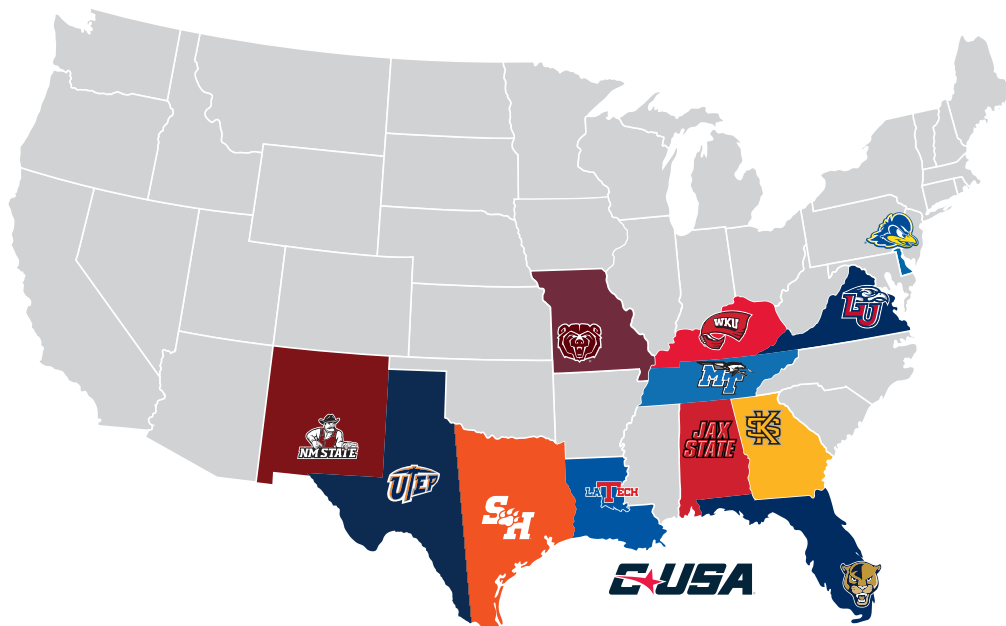
grade-point average—the highest in department history, excluding academic terms impacted by COVID-19. This marked the 11th-consecutive year and the 23rd-straight semester in which UD student-athletes have posted a 3.00 GPA or better.

The move will push the Delaware brand across the nation, spanning from the northeast down into Florida, and west as far as New Mexico. However, the reach won't stop there. At least five football games will hit the national scene on CBS Sports Network/ESPN family of networks, including a non-conference tilt on FOX against Colorado. Men's and women's basketball will also have the chance to play nationally televised games as part of CUSA's media rights agreement with CBS Sports Network and ESPN.

Speaking of reach, Delaware's initial announcements about joining Conference USA reached over two billion people according to social media analytics. Put that into perspective – just over one million people live in the state of Delaware. That means these announcements reached over 2,000 Delawares.

Conference USA is an NCAA Division I conference championing success in college athletics through dedicated leadership, dynamic partnership, and diverse membership. Founded in 1995 and based in Dallas, CUSA is home to nine schools: FIU, Jacksonville State, Liberty, Louisiana Tech, Middle Tennessee, New Mexico State, Sam Houston, UTEP, and WKU. Kennesaw State joined the league in 2024 and Delaware begins competition in 2025.

"Adding the University of Delaware is a tremendous opportunity for Conference USA as we strategically position ourselves for continued success," Conference USA Commissioner Judy MacLeod said. "We are excited to add the state's flagship university with its rich history in athletics and academics and look forward to our partnership with President Dennis Assanis, Director of Athletics Chrissi Rawak, and their leadership group."



CUSA SPONSORED DELAWARE SPORTS

- Baseball
- M/W Basketball
- W Cross Country/Track & Field
- Football
- M/W Golf
- W Soccer
- Softball
- M/W Tennis
- Volleyball

OTHER DELAWARE SPORTS AFFILIATIONS

- Field Hockey
- W Ice Hockey
- M Lacrosse
- MPSF
- W Lacrosse
- W Rowing
- M Soccer
- M/W Swim/Dive
- Atlantic Sun
- Mid-American
- The Summit League
- Atlantic Sun

QUICK FACTS

School.....	University of Delaware
Location	Newark, Del.
Founded	1743
Enrollment	24,039
President.....	Laura Carlson
School Website	www.udel.edu
Nickname.....	Fightin' Blue Hens
School Colors.....	Blue & Gold
Athletics Website	www.bluehens.com
Director of Athletics.....	Jordan Skolnick
Conference	Conference USA
Website.....	www.conferenceusa.com

MBB PROGRAM

Stadium	Bob Carpenter Center
Capacity	5,000
First Season of MBB	1905-06
All-Time Record	1,296-1,411-2
All-Time Bob Carpenter Record	286-167
Conference Championships.....	10
Last..... 2022 CAA Conference Tournament	
All-Conference Selections	143
Head Coach.....	Martin Ingelsby (Notre Dame '01)
Career Record.....	153-151 / 10th season
Record at UD	same
Letterwinners Returning/Lost	6/9
Starters Returning/Lost	1/4
Newcomers	9
Transfers	6
Freshmen	3
2024-25 Overall Record	16-20
2024-25 CAA Record	5-13
2024-25 CAA Reg. Season Finish.....	12th
2024-25 Postseason	4-1

TABLE OF CONTENTS

Roster	2
A New Era	3
Quick Facts, Media Info, Stat Comparison.....	4
Individual Trends, Milestone Watch, On This Date ..	5
Delaware Record When	6
Ingelsby vs. Opponents.....	7
Individual Game Highs, Awards, CUSA Standings..	8
Game Notes.....	4-9
Head Coach Martin Ingelsby	10-11
Assistant Coaches and Support Staff	12
Player Pages	13-27
Delaware Highs and Lows, Player Highs	28
Opp. Highs and Lows, Single Game Records	29
Starters by Game, Scoring Breakdown	30
Stat Leaders by Game, Misc. Stats.....	31
Last Time a Blue Hen, Last Time the Team	32
NCAA Stat Rankings.....	33-34
Team Statistics.....	35-37
CUSA Statistics.....	36
Boxscores	38-42
Delaware TV/Radio Roster.....	43
Delaware Spotting Board	44

MEDIA INFORMATION

Interview Requests

All interview requests for players, coaches, or staff members should be directed to Ali Cucinotta.

Credentials

All credential requests for home games must be made through Ali Cucinotta. Game-by-game credentials must be requested at least 24 hours prior to the game.

Media Parking

Media parking at the Bob Carpenter Center is available on upon request. Please contact Ali Cucinotta via email to obtain a parking pass.

Media Will-Call/Entrance

Media attending games at the Bob Carpenter Center must enter through the back of the arena through the media entrance. Credentials left at will-call must be picked up at that entrance **only**.

Post-Game Interview Procedures

Following games, Delaware head coach Martin Ingelsby and select players will be made available to the media upon request. Please address coach and player requests to Ali Cucinotta and the visiting school's sports information representative.

GAME NOTES

last time out

Delaware earned its first road CUSA win over New Mexico State (73-64) on January 28. UD out shot (%) NMSU in all three facets of the game, including a perfect 15-of-15 from the line.

Christian Bliss led the team in points (23), rebounds (6), and assists (4). This was his third 20-plus-point game with 23 points on 8-of-10 shooting.

Tyler Houser (16), **Justyn Fernandez** (13), and **Macon Emory** (11) also had double-digit point games for the Hens.

last match up with the miners

Delaware made 10 threes against UTEP which was the seventh time this season the Blue Hens recorded double-figure 3-pointers. UD also won the rebound margin (+7).

Macon Emory scored a career-high 21 points on 7-of-10 shooting, including a career-mark 4-of-4 from three. **Tyler Houser** (18), **Justyn Fernandez** (15), and **Christian Bliss** (10) each recorded double-figure games.

above average

Christian Bliss is one of two players in the NCAA who are averaging at least 15.6 ppg, 6.0 apg, and 5.5 rpg, along with Quion Williams of Arkansas-Pine Bluff.

seeing what works

UD has used a different starting line up in eight of 20 games.

putting in the time

Christian Bliss (39:07) is first in the NCAA in minutes per game, **Macon Emory** (36:08) is 13th, and **Justyn Fernandez** (35:56) is 20th, with Bliss (1st), Emory (2nd), and Fernandez (3rd) top the CUSA while **Tyler Houser** (32:17) is eighth in the league. UD is one of two teams in the NCAA with three players in the top 50 along with Merrimack (15th, 27th, and 35th).

consistent christian

Christian Bliss has recorded at least three assists in all but one game this season and ranks 32nd in the NCAA and second in CUSA in assists per game (6.0). His career-high is 11 against UNCG.

Bliss is also fifth in CUSA in free throw percentage (81.4). He has shot 67-of-83 from the free throw line this season which includes 15-consecutive made free throws spanning from the UNCG game to the CSUN game.

double-double time

Macon Emory leads the team and is second in CUSA in double-doubles with four, including back-to-back against Bucknell and Wilmington. Emory has scored double figures in 13 of Delaware's 20 games this season.

this justyn

Justyn Fernandez has scored double-figure points in all but two games this season. His career high is 27 points against GW.

2025-26 STATISTICAL COMPARISON

CATEGORY	DEL	NCAA	CUSA	UTEP	NCAA	CUSA
Assists Per Game	12.7	282nd	9th	12.6	288th	11th
Blocks Per Game	3.4	174th	7th	3.7	123rd	5th
Field Goal Percentage	44.3	240th	7th	43.1	290th	11th
Field Goal Percentage Defense	42.6	114th	7th	45.8	281st	12th
Fouls Per Game	14.2	10th	2nd	18.9	283rd	9th
Free Throw Percentage	73.0	154th	2nd	68.6	301st	7th
Rebound Margin	-3.4	321st	12th	-3.3	319th	11th
Rebounds (Defensive) Per Game	24.95	171st	9th	21.71	342nd	12th
Rebounds (Offensive) Per Game	6.65	359th	11th	10.33	247th	10th
Rebounds Per Game	31.60	336th	11th	32.05	327th	10th
Scoring Defense	71.5	124th	6th	72.3	142nd	7th
Scoring Margin	-5.8	319th	12th	-3.0	286th	11th
Scoring Offense	65.8	348th	12th	69.3	322nd	10th
Steals Per Game	5.5	313th	12th	7.8	91st	2nd
Three-Point Percentage	36.0	70th	2nd	33.6	209th	9th
Three Pointers Per Game	8.5	132nd	5th	7.1	254th	11th
Turnovers Forced Per Game	9.25	352nd	12th	13.43	82nd	2nd
Turnovers Per Game	12.2	211th	8th	12.2	219th	9th

GAME NOTES

his house(r)

Tyler Houser has recorded 14 10-plus-point games this season. His 25 points against NMSU was the most he has scored as a Hen.

tied at 27

Christian Bliss (vs. Jacksonville State) and **Justyn Fernandez** (vs. GW) each posted career-high 27-point games to tie for the most by a Hen this year.

top 10 in cusa

Christian Bliss is second in the league in total assists (119), steals per game (1.85), and total steals (37), seventh in 3-pointers per game (2.20), eighth in total points (312) and points per game (15.6), and ninth in total 3-pointers (44). **Justyn Fernandez** is 10th in CUSA in points per game (14.5), field goal percentage (44.8) and 3-pointers per game (2.18).

UD is second in CUSA in scoring defense (68.9) during CUSA play and are second overall in the conference in 3-point percentage (36.0), and in free throw percentage (73.0).

first cusa win

Delaware recorded its first-ever CUSA win over Kennesaw State on January 4, by a score of 67-52. The 52 points allowed are the fewest this season by the Fightin' Blue Hens with KSU entering the game leading the league and ranking 13th nationally in points per game (91.8). The Hens also recorded a season-high eight blocks and, won the turnover margin (+3) for the second-straight game.

free throw perfection

UD was perfect from the free throw line (13-of-13) at Delaware State on December 6, 2025 for the first time since February 4, 2023 against Charleston.

For the second time this season, the Blue Hens shot 100 percent from the free throw line (15-of-15) against New Mexico State.

28 is the number to beat

The Hens have made a season-high 28 field goals three times this season against Saint Peter's, UNCG, and Iona. The team's highest shooting percentage is .538 (28-of-52) vs. Saint Peter's.

double double-doubles

In UD's 73-60 win over UNCG **Christian Bliss** and **Tyler Houser** became the first teammates to record double-doubles in points and rebounds and points and assists since **Harding Nana** (20pts, 10 rbs) and **Mike Slattery** (13 pts, 10 asts) in an 84-79 loss at San Francisco on December 4, 2004.

nothin' but net

Delaware has the second highest ranked non-conference NET win among CUSA teams in GW (72nd). NMSU is first with its win over New Mexico (38th).

threeeeeess

Delaware has made 10+ threes seven times this season, including a season-high 13 3-pointers against UNCG, six of which were made by **Tyler Houser**.

Houser's six-consecutive threes are tied for the second most in program history. He was also named to the Jacksonville Classic All-Tournament Team for this performance.

Delaware's 11 threes against Saint Peter's and BYU is the first time UD has made at least 11 three-pointers in two-straight games since doing so against William & Mary and Elon on Jan. 16 and 18, 2020.

underdog season

Delaware upset George Washington 70-58 on the road on Wednesday, December 10. The Blue Hens held the Revolutionaries, who came in averaging 91.4 points per game, to a season-low 58 total points and a season-tying low of 29 first half points. UD also recorded a team season high of seven blocks, with one from seven different players.

INDIVIDUAL TRENDS

10+ Point Games	25-26	Career
Christian Bliss	18	18
Tyler Houser	14	17
Justyn Fernandez	14	19
Macon Emory	13	19
Jameel Brown	2	9
Mason Ellison	1	1
Alex Kazanecki	1	1
Jayden Taylor	1	1
Cavan Reilly	0	43

20+ Point Games	25-26	Career
Christian Bliss	3	3
Justyn Fernandez	2	2
Tyler Houser	2	4
Macon Emory	1	1
Cavan Reilly	0	4
Jameel Brown	0	1

10+ Rebound Games	25-26	Career
Macon Emory	4	4
Tyler Houser	2	4

10+ Assist Games	25-26	Career
Christian Bliss	1	1

Double-Doubles	25-26	Career
Macon Emory	4	4
Tyler Houser	2	3
Christian Bliss	1	1

MILESTONE WATCH

1,000-Career Points	
Cavan Reilly	865

Career Three Pointers	
1. Ryan Allen (2017-22)	304

8. Tyrone Perry (1995-99)	170
9. Cavan Reilly (2022-Pres.)	166

Head Coach Career Wins	
1. Steve C. Steinwedel	163
2. Martin Ingelsby	153

Career Games Played	
1. Ryan Allen, 2017-22	133
T2. Cazmon Hayes, 2013-17	124
T2. Devon Saddler, 2010-14	124
T2. Jamelle Hagins, 2009-13	124
5. Mike Pegues, 1996-2000	123

.....	
Cavan Reilly, 2022-pres.	95

ON THIS DATE IN DELAWARE MBB HISTORY...

JAN

31

Delaware men's basketball is 10-18 all-time on this day. The most recent win is over Elon (75-70) in 2021.

Martin Ingelsby is 1-1 on this day.

DELAWARE RECORD WHEN...

	25-26	INGELSBY
Overall	6-14	153-151
Conference	2-7	70-92
Non-conference	4-7	83-59
Conference Tournament	0-0	13-8
NCAA Tournament	0-0	0-1
Home	3-7	79-55
Away	2-6	47-78
Neutral	1-1	27-18
Overtime	0-2	10-6
Current streak	W1	W1
Current home streak	L2	L2
Current road streak	W1	W1
Current neutral streak	W1	W1
Day game	2-8	59-59
Night game (After 6 pm)	4-6	94-92
November	2-4	41-23
December	2-4	34-33
January	2-6	37-46
February	0-0	28-37
March	0-0	13-12
On Sunday	1-1	20-13
On Monday	0-3	13-15
On Tuesday	3-1	17-9
On Wednesday	2-0	12-8
On Thursday	0-2	31-36
On Friday	0-2	17-13
On Saturday	0-5	43-57
Scoring first	3-5	98-76
Opponent scores first	3-9	55-75
Leading at halftime	5-3	126-38
Trailing at halftime	1-10	24-108
Tied at halftime	0-1	3-5
Game decided by ≤ 5 pts	0-4	63-72
Game decided by 6-10 pts	2-2	37-35
Game decided by > 10 pts	4-8	53-44
Scoring fewer than 50 pts	0-1	0-2
Scoring 50-59 pts	0-2	9-29
Scoring 60-69 pts	2-9	30-65
Scoring 70-79 pts	3-2	60-43
Scoring 80+ pts	1-0	54-11
Allowing < 50 pts	0-0	5-0
Allowing 50-59 pts	3-0	41-4
Allowing 60-69 pts	2-3	56-23
Allowing 70+ pts	1-11	51-124
Out shooting opponent (%)	6-2	128-40
Out shot by opponent (%)	0-12	24-111
Same (%)	0-0	1-0
2 or less in double figures	0-4	19-44
3 in double figures	3-4	45-46
4 in double figures	3-5	61-49
5 or more in double figures	0-1	28-12
Out rebounding opp.	2-2	89-35
Out rebounded by opp.	4-11	55-107
Rebounds even	0-1	9-9
Make same or more 3FGs	3-5	106-59
Make fewer 3FGs	3-9	47-92
Make same or more FTs	3-4	105-59
Make fewer FTs	3-10	48-92
Commit same or fewer TO	3-3	84-59
Commit more TO	3-11	69-92

GAME NOTES

home sweet home

UD posts a better record at home under **Martin Ingelsby** (79-55) compared to on the road (47-78).

that 70s show

Under head coach **Martin Ingelsby**, UD posts an 102-27 record when holding opponents under 70 points, including 56-11 since the 2021-22 season.

first come, first serve

The Hens are 98-76 when they score first in the last 10 seasons under **Martin Ingelsby**.

free throws are free for a reason

Under **Martin Ingelsby**, Delaware is 105-58 when scoring more or the same number of free throws.

more threes please

Delaware is 106-59 when scoring more or the same number of three pointers under **Martin Ingelsby**.

gimme that

UD has a 89-35 record when out rebounding its opponent under **Martin Ingelsby**.

halftime heroes

When leading at halftime, the Fightin' Blue Hens are 126-38 in the **Martin Ingelsby** era.

threes for days

Delaware has scored at least one three-pointer in 414-consecutive games, dating back to January 19, 2013.

spreading the wealth

UD is one of 25 schools in the NCAA with six or more games with different leading scorers. **Christian Bliss, Macon Emory, Justyn Fernandez, Tyler Houser, Jameel Brown, and Alex Kazanecki** have all been the leading scorer at least once this season.

getting technical

Delaware shot 66.7 percent from the field in the first half including 4-of-8 from long range. UD outshot LA Tech in FG%, 3FG%, and FT%. This was also the first game this season that five different Hens recorded at least 10 points.

Freshman **Jayden Taylor** posted career highs in points (11) and rebounds (7).

first win of the season

UD secured its first win of the season over Saint Peter's on November 18 (81-70). The Hens scored 49 first-half points which is the most in any half this season.

big time mason

Freshman **Mason Ellison** was a 1,000-point scorer at Loyola Blakefield High School.

pro pops piper

Transfer **Lance Piper**'s father played professionally overseas for 11 years after college stints at Delaware State and Indiana University of Pennsylvania.

schedule quirks

UD will play each CUSA opponent twice, except for FIU and WKU.

new kids on the block

Ten of UD's 21 opponents are first time match-ups. Eight of those 10 are league match-ups, meaning UD has only played three of the 11 current CUSA teams: LA Tech (1-0), Liberty (1-1), and MTSU (0-1).

pa. peeps

One third of the team is from Pennsylvania: **Houston Emory, Macon Emory, Alex McFadden, Tyler Houser, and Jameel Brown**. Head coach **Martin Ingelsby**, and associate head coach **Bill Phillips** are also from the state of Pennsylvania.

one last ride

Brothers **Houston** and **Macon Emory** will play their final season of college basketball together this season. They are one of 17 sets of brothers to play on the same team in DI men's basketball.

the stars have aligned

Since 247Sports began composite recruiting rankings in 2003, only five top 150 high school players have played for Delaware. **Justyn Fernandez** (four-star) and **Nnanna Njoku** (four-star) of this year's roster are the fourth and fifth. Adding **Christian Bliss** (three-star) marks the first time in program history, a roster will include three players that finished their high school careers as a top 175 recruit.

kaza-step-backi

Alex Kazanecki was named the 2024-25 All-Southwest District Player of the Year after leading the Greater Catholic League in points per game with 16.6.

INGELSBY VS.

OPPONENT	H	A	N	OVR
Air Force	1-0	0-1	0-0	1-1
Appalachian State	0-0	0-0	1-0	1-0
Austin Peay	0-0	0-0	0-1	0-1
Bradley	0-0	1-1	0-0	1-1
Bridgewater	1-0	0-0	0-0	1-0
Brown	0-0	0-0	1-0	1-0
Bryant	0-1	0-0	0-0	0-1
Bryn Athyn	1-0	0-0	0-0	1-0
Bucknell	0-1	1-1	0-0	1-2
Buffalo	0-1	0-0	0-0	0-1
BYU*	0-0	0-1	0-0	0-1
Cal. St. Northridge*	0-1	0-0	0-0	0-1
Campbell	0-1	1-0	1-0	2-1
Charleston	1-8	1-6	1-0	3-14
Chestnut Hill	2-0	0-0	0-0	2-0
Colgate	0-0	0-0	1-0	1-0
Columbia	1-0	1-0	0-0	2-0
Cornell	1-1	1-0	0-0	2-1
CSU Bakersfield	1-0	0-0	0-0	1-0
Davidson	1-0	0-1	0-0	1-1
Delaware State	3-1	3-1	1-0	7-2
Drexel	4-4	1-7	1-0	6-11
Duke	0-0	0-1	0-0	0-1
Duquesne	0-0	0-1	0-0	0-1
Elon	9-0	3-4	1-0	13-4
FIU*	0-0	0-0	0-0	0-0
Fordham	0-0	0-0	1-0	1-0
George Washington	1-0	1-1	0-1	2-2
Goldie-Beacom	2-0	0-0	0-0	2-0
Hampton	1-0	0-2	1-0	2-2
Hartford	0-0	0-0	1-0	1-0
Hofstra	1-8	1-7	1-4	3-19
Iona	1-1	1-0	0-1	2-2
James Madison	5-0	4-1	0-0	9-1
Jax State*	0-1	0-0	0-0	0-1
Kennesaw State*	1-0	0-0	0-0	1-0
La Salle	1-0	0-2	0-0	1-2
Lafayette	1-0	1-0	0-0	2-0
Liberty	0-0	0-1	0-0	0-1
LIU	1-0	0-1	0-0	1-1
Longwood	0-0	0-0	1-0	1-0
Louisiana Tech	1-0	0-1	0-0	1-1
Marist	1-0	0-0	0-0	1-0
Maryland	0-0	0-1	0-0	0-1
Md. Eastern Shore	1-0	1-0	0-0	2-0
Miami (Ohio)	0-0	1-0	0-0	1-0
Middle Tennessee	0-0	0-0	0-0	0-0
Misericordia	1-0	0-0	0-0	1-0
Missouri State*	0-1	0-0	0-0	0-1
Monmouth	2-0	0-2	0-0	2-2
Moravian	1-0	0-0	0-0	1-0
Morgan State	0-1	0-0	0-0	0-1
Navy	0-1	0-1	0-0	0-2
NC A&T	1-0	3-0	0-0	4-0
N.C. Wesleyan	0-0	0-0	1-0	1-0
New Mexico State*	0-1	1-0	0-0	1-1
Northeastern	5-2	3-4	1-1	9-7
Northern Kentucky	0-0	0-0	0-1	0-1
Notre Dame	0-1	0-0	0-0	0-1
Oakland	0-0	0-0	1-1	1-1
Ohio	0-1	0-1	0-0	0-2
Penn	0-0	0-1	0-0	0-1
Princeton	0-1	1-0	0-0	1-1
Rhode Island	0-0	0-0	1-0	1-0
Richmond	0-0	1-0	0-0	1-0
Rider	1-1	2-0	0-0	3-1
Robert Morris	1-0	1-0	0-0	2-0
Saint Francis (Pa.)	1-0	1-0	0-0	2-0
Saint Peter's	1-0	1-1	0-0	2-1
Salem	1-0	0-0	0-0	1-0
Sam Houston*	0-0	0-1	0-0	0-1
Seton Hall	0-0	0-1	0-0	0-1
Siena	1-0	1-0	0-0	2-0
South Florida	0-0	0-1	0-0	0-1
Southern Illinois	0-0	0-0	1-1	1-1
St. John's	0-0	0-1	0-0	0-1
Stony Brook	4-0	0-2	1-0	5-2
Temple	0-0	0-1	0-0	0-1
Towson	2-6	2-6	2-1	6-13
UMBC	1-0	0-1	0-0	1-1
UNCG	0-1	0-1	1-1	1-3
UNCW	4-3	4-5	1-2	9-10
UTEP*	0-1	0-0	0-0	0-1
UTSA	0-0	0-0	1-0	1-0
Vermont	0-0	0-0	0-1	0-1
Villanova	0-0	0-0	0-2	0-2
Wesley	1-0	0-0	0-0	1-0
William & Mary	5-3	2-5	2-0	9-8
WKU*	0-0	0-0	0-0	0-0
Wilmington	2-1	0-0	0-0	2-1
Xavier	0-0	1-0	0-0	1-0
Yale	0-1	0-1	1-0	1-2
TOTALS	79-55	47-78	27-18	153-151

Bold indicates 2025-26 opponent
 * Indicates first meeting in 2025-26

GAME NOTES

a decade at delaware

Martin Ingelsby, **Bill Phillips**, and **Danny O'Connor** are in their 10th season coaching together at UD.

high school hall of famer

Martin Ingelsby was inducted into Archbishop Carroll's Hall of Fame in September 2025 for his successful high school career.

speaking of high school...

Martin Ingelsby and Associate Head Coach **Bill Phillips** played together at Archbishop Carroll High School.

keeping it 100+50

Martin Ingelsby became the third coach in program history to reach the 100-win plateau in 2022-23. He passed his former coach and mentor, **Mike Brey**, who had 99 as the head coach at UD. With UD's win over GW on December 10, 2025, Ingelsby became only the second coach to surpass 150 wins along with the program record holder **Steve C. Steinwedel** (163).

newest coaching addition

Antoni Wyche joined the Hens staff in August 2025. He most recently served as an assistant coach at Northern Illinois. Wyche had two stints at Siena which were split up by two seasons as an assistant coach at his alma mater, Notre Dame, under former Blue Hens' coach **Mike Brey**.

teammates to co-workers

Antoni Wyche and head coach **Martin Ingelsby** shared the court as teammates for two seasons at Notre Dame (1997-1999).

There is only one other scenario like this in Conference USA in Liberty's assistant coaches **Stephen Burggarf** and **Kyle Rode** who played together for two seasons at Liberty.

move over, martin

Usually a DI head basketball coach is the most famous in their family. That may not be the case for **Martin Ingelsby**. His brother, **Brad**, wrote and created the HBO hit *Mare of Easttown*, which is based in a Philadelphia suburb, similar to where the brothers grew up. The series received 16 nominations at the 73rd Primetime Emmy Awards and won four. **Brad** has another show, *Task*, that is currently airing on HBO Max. Their father, **Tom**, was a standout guard at Villanova from 1970-73 and served as his son's head coach at Archbishop Carroll. **Tom** led Villanova to the 1971 NCAA championship game and played for the Atlanta Hawks during the 1973-74 season and for the Spirits of St. Louis in the ABA the following year.

stayin' put

During the summer of 2022, head coach **Martin Ingelsby** signed an extension that will keep him in Newark through the 2028-29 season. This was his second extension since signing his original contract in 2016.

he must reilly like it here

Cavan Reilly entered the portal after last season, but decided to finish out his career as a Blue Hen.

it's all in the fam

Jayden Taylor's grandfather **Richard Hickman**, played basketball at UD from 1969-73, was named captain and MVP in 1972-73 and a freshman coach in 1973-74. His uncle, **Stan Waterman**, also played four years of basketball at Delaware. **Waterman** was also **Nnanna Njoku's** high school coach at the Sanford School.



1997-98 Notre Dame Men's Basketball Team Photo - Ingelsby fifth from left (back row), Wyche fourth from right (front row)

GAME NOTES

senegal pride

Bouna Kebe is the first Delaware men's basketball player from Senegal since **Ndongo Ndiaye** and **Madou Diouf** in 2000. There are only three men's basketball players in CUSA from Senegal. The other two are Cheikh Ndiaye from Sam Houston and UTEP's Mouhamed Mbaye. Kebe is also the only international student on the roster.

majority rules

This year's roster is made up of nine newcomers and six returners, including three true freshmen and six transfers. The transfers are **Christian Bliss** (Virginia), **Jameel Brown** (Penn State/Temple), **Justyn Fernandez** (George Mason/Providence), **Bouna Kebe** (Independence CC/Gillette CC/Memphis), **Nnanna Njoku** (Villanova), and **Lance Piper** (South Carolina). The freshmen are **Mason Ellison**, **Alex Kazanecki** and **Jayden Taylor**.

captains of the coop

The 2025-26 captains are **Cavan Reilly**, **Tyler Houser**, and **Justyn Fernandez**.

comin' home

Nnanna Njoku returns to his home state of Delaware after spending four years at Villanova.

Njoku is the first-ever UD men's player to have been selected in a season's final release of the ESPN100 Recruiting Rankings. He was the 93rd ranked player in the 2021 ESPN100 list of high school recruits.

The four-year starter was named the 2021 Delaware Gatorade Player of the Year after tallying 20.8 ppg, 8.9 rpg, and 1.9 bpg. His high school career included two DIIA State Championships in 2019 and 2021, both of which were played in the BCC.

njoku vs. everyone

Jameel Brown and **Nnanna Njoku** played against each other on December 12, 2024 when Villanova beat Temple 94-65.

While at Providence **Justyn Fernandez** played against Villanova during Njoku's time there (75-73, Nova). Njoku also played against Delaware in the NCAA Tournament on 3/18/22 (80-60, Nova).

the gm

Jason Gandhi joined Delaware in May 2025 as general manager, men's & women's basketball. Gandhi is insutrumental in NIL activation and is involved in revenue sharing among the programs.

new rule alert

New this year, coaches can challenge certain calls during live play. Challengable plays include out-of-bounds calls, basket interference, goaltending, and whether a secondary defender was in the restricted-area arc. The team must have a timeout to make a challenge. If the challenge is won, the team keeps its timeout. If the challenge is lost, they lose it.

back in black

The Hens have new black uniforms to wear as an alternate jersey. UD debuted these uniforms at BYU.

full-circle moment

The first basketball game that walk-on **Alex McFadden** ever attended was at UD.

taylor-made

Freshman **Jayden Taylor** (0.8500) is the third-highest ranked 247Sports Composite Recruit to commit to Delaware out of high school since 2000. Only **Chyree Walker** (0.8614, Class of 2017) and **Marvin King-Davis** (0.8600, Class of 2011) rank ahead of Taylor. Two of the three best recruits since 2000 (Walker and Taylor) were recruited by Ingelsby.

oct-lingual

Senior **Bouna Kebe** speaks English, French, Wolof, Spanish, Arabic, Serer, Kala, and Fula for a total of eight languages.

90s baby

Bouna Kebe is one of eight current NCAA men's basketball players who were born in the 90s. He made the cutoff by a week, as he was born on Christmas Eve in 1999.

age is but a number

The average age on the team is 21 years old.

almost there

Senior **Cavan Reilly** is 138 points away from surpassing 1,000 career points. He would be the 40th person in program history to cross this milestone.

INDIVIDUAL GAME HIGHS

POINTS

Christian Bliss	27 vs. Jax State
Justyn Fernandez	27 at GW
Tyler Houser	25 vs. NMSU
Christian Bliss	23 at NMSU
Justyn Fernandez	23 at Del State
Macon Emory	21 vs. UTEP

REBOUNDS

Macon Emory	14 vs. Wilmington
	11 vs. Iona
	11 vs. Saint Peter's
	11 vs. Missouri State
Tyler Houser	10 vs. UNCG

ASSISTS

Christian Bliss	11 vs. UNCG
	9 vs. LA Tech
	8 vs. GW
	8 vs. Wilmington

STEALS

Jameel Brown	3 at BYU
Justyn Fernandez	3 vs. Saint Peter's
Christian Bliss	3 vs. Iona
	3 vs. UNCG
	3 vs. Missouri State
	3 vs. LA Tech
Macon Emory	3 vs. CSUN
	3 vs. Kennesaw State
	3 at NMSU
Tyler Houser	3 vs. Missouri State

BLOCKS

Houston Emory	3 at Bucknell
Macon Emory	3 vs. Kennesaw State

FG MADE

Justyn Fernandez	11 at GW
Christian Bliss	9 vs. Jax State
Tyler Houser	9 vs. UNCG
	8 vs. Jax State
	8 vs. NMSU
Christian Bliss	8 at NMSU
Macon Emory	8 vs. Iona
Justyn Fernandez	8 at Del State

FG % (MIN 5 MADE)

Macon Emory	.800 (8-10) vs. Iona
Christian Bliss	.800 (8-10) at NMSU
Tyler Houser	.778 (7-9) vs. Kennesaw State

3PT FG MADE

Tyler Houser	6 vs. UNCG
Justyn Fernandez	5 at Del State
	5 at GW
Christian Bliss	5 vs. CSUN
	5 vs. Jax State

3PT FG % (MIN 4 MADE)

Tyler Houser	1.00 (6-6) vs. UNCG
Macon Emory	1.00 (4-4) vs. UTEP

FT MADE

Christian Bliss	9 at Del State
Macon Emory	9 vs. Rider

FT % (MIN 5 MADE)

Christian Bliss	1.00 (9-9) at Del State
Tyler Houser	1.00 (5-5) vs. NMSU
Justyn Fernandez	1.00 (7-7) at NMSU
Macon Emory	.900 (9-10) vs. Rider

GAME NOTES

the end of the caa era

The Fightin' Blue Hens ended their time in the CAA on a high note, becoming the first team in CAA history to win four-straight games in the conference tournament. UD was also the lowest seed to advance to the quarterfinals, semifinals, and finals in tournament history. Delaware became the second double-digit seed to reach the semis, joining the 2002 Hofstra Pride. Head coach **Martin Inglesby** left the conference tied for the fifth-most wins in CAA Tournament history with Lefty Driesell and Blaine Taylor at 13. Delaware also became one of two teams in the CAA with five rookies of the year. Four of which came out of the Inglesby era, making him the only coach in the CAA with as many ROTY.

from the bob to the big stage

In his time in Newark, Inglesby and his staff have recruited and coached nine Blue Hens to the pros, including Delaware's first-ever NBA player, **Nate Darling**. The remaining eight are **Jameer Nelson Jr.**, **Andrew Carr**, **Ryan Allen**, **Kevin Anderson**, **Nate Darling**, **Jyare Davis**, **Dylan Painter**, and **Gianmarco Arletti**.

tv time

The Hens will play on CBS Sports Network three times this season: at BYU on November 3, at Jacksonville State on February 26, and vs. Sam Houston on March 5.

video didn't kill the radio star

For the 22nd-straight season, Delaware men's basketball games will be carried on FM radio (94.7 WDSD).

in the zones

Conference USA has members in three different time zones: Eastern Time (7 p.m.), Central Time (6 p.m.), and Mountain Time (5 p.m.). Delaware, FIU, Kennesaw State, and Liberty are in Eastern Time. Jacksonville State, LA Tech, Middle Tennessee, Missouri State, Sam Houston, and WKU are in Central Time. New Mexico State and UTEP are in Mountain Time.

weekly honors

Justyn Fernandez (Player of the Week) and **Christian Bliss** (Freshman of the Week) swept the conference's weekly honors for UD's first (Dec. 15).

bcc legend

Brandon Baffone joined the Hens as a walk-on out of nearby Salesianum in the 2023-24 season. Baffone's dad, Brandon, hit the game-winning three pointer in the first-ever high school game played in the Bob Carpenter Center to lift Salesianum over Sanford in the state semifinal in March 1993.

for the 302

Delaware is one of 11 states that are represented by one area code. Delaware is the 302, while the other states are: Alaska, Hawaii, Maine, Montana, New Hampshire, North Dakota, Rhode Island, South Dakota, Vermont, and Wyoming.

CUSA MBB STANDINGS (AS OF 1/30)

TEAM	CUSA	OVR	STREAK
Liberty	10-0	18-3	W12
Jax State	6-3	11-9	W3
Sam Houston	6-4	14-7	W5
Missouri State	6-4	12-9	L1
LA Tech	5-4	12-8	W2
Middle Tennessee	5-4	11-9	L2
Kennesaw State	5-5	13-8	W1
WKU	5-5	11-10	W1
NM State	3-7	10-10	L3
FIU	3-7	10-11	L1
UTEP	3-7	7-14	L2
Delaware	2-7	6-14	W1

2025-26 AWARD LIST

CUSA Preseason All-Conference

Cavan Reilly

CUSA Player of the Week

Justyn Fernandez (Dec. 15)

CUSA Freshman of the Week

Christian Bliss (Dec. 15)



HEAD COACH MARTIN INGELSBY

Hometown: Berwyn, Pa.
High School: Archbishop Carroll
Alma Mater: Notre Dame '01
Degree: Marketing
Year in Coaching: 24th in 2025
 (10th as head coach at UD)

NOTABLE HIGHLIGHTS

2022 CAA Conference Championship

First team in CAA history to win four straight games in the tournament (24-25)

Four Rookies of the Year in eight eligible seasons

AS DELAWARE HEAD COACH

Year	10th in 2025-26
Overall Record	153-151
Home	79-55
Away	47-78
Neutral	27-18
Conference Tournament	13-8
CUSA Games	2-7

INGELSBY YEAR-BY-YEAR

YEAR	W-L	PCT.	CONF
2016-17	13-20	.394	5-13
2017-18	14-19	.424	6-12
2018-19	17-16	.515	8-10
2019-20	22-11	.667	11-7
2020-21	7-8	.467	5-4
2021-22	22-13	.629	10-8
2022-23	17-16	.515	8-10
2023-24	19-14	.576	10-8
2024-25	16-20	.444	5-13
2025-26	6-14	.300	2-7
TOTAL	153-151	.503	70-92

First career win:
 64-56 vs. Goldey-Beacom (11/11/2016)
100th career win:
 79-69 vs. Delaware State (12/7/22)
150th career win:
 70-58 vs. GW (12/10/25)

HEAD COACH MARTIN INGELSBY

Martin Ingelsby enters his 10th season as the University of Delaware's men's basketball head coach in 2025-26.

During the summer of 2022, Ingelsby signed an extension that will keep him in Newark through the 2028-29 season. This was his second extension since signing his original contract in 2016.

Ingelsby and co. returned Delaware basketball to a place it has only been six times in program history with the CAA Championship title and NCAA Tournament First Round appearance in 2022. It marked the Blue Hens' first conference crown since the 2014 season.

In his time in Newark, Ingelsby and his staff have recruited and coached six Blue Hens to the pros, including Delaware's first-ever NBA player, Nate Darling.

Also under his leadership, the Blue Hens have garnered four CAA Rookie of the Year awards, 23 All-CAA honors, and six All-District nods.

In the 2024-25 season, Ingelsby led the Hens to the conference championship game, while becoming the first team in CAA history to win four games in the conference tournament. UD was also the lowest seed to advance to the quarterfinals, semifinals, and finals in tournament history. Delaware became only the second double-digit seed to reach the semis, joining the 2002 Hofstra Pride. Ingelsby left the conference tied for the fifth-most wins in CAA Tournament history with Lefty Driesell and Blaine Taylor at 13, as UD enters Conference USA for the 2025-26 campaign. This was Ingelsby fourth rookie of the year in eight eligible seasons.

During the 2021-22 campaign, Delaware posted a 22-13 record, the ninth 20+ win season ever. The 22 wins tied Ingelsby's season-best from the 2019-20 year. For the third time under Ingelsby, a Blue Hen was dubbed the league's Rookie of the Year as Jyare Davis garnered the award with 9.7 points and 4.2 rebounds per game. Davis was also the CAA

Tournament's Most Outstanding Player and was joined by teammates Kevin Anderson and Andrew Carr on the all-tournament team. Jameer Nelson Jr. rounded out the Hens' postseason CAA award winners as an All-CAA Second Team selection. Despite missing out on any CAA awards, Dylan Painter was tabbed to the NABC Second Team All-District.

Ingelsby led a steady improvement for the Blue Hens, as UD was one of just three Division I schools to increase its win total in four consecutive years from 2016-20.

In 2019-20 Ingelsby led UD to even greater heights as the Blue Hens finished 22-11, posting a five-win improvement and recording the eighth 20-win season in program history. Delaware set a program record by winning its first nine games, earning a vote in the Associated Press Top 25 poll for the first time in two decades. The Blue Hens tied for fourth place in the CAA and defeated Charleston in the quarterfinals to advance to the semifinals for the second consecutive year.

In 2018-19 the Blue Hens finished 17-16 and were fifth in the CAA standings, posting their highest win total and highest CAA finish in five years. Delaware erased a 14-point halftime deficit in the 85-79 win over William & Mary in the CAA quarterfinals, the largest halftime comeback in CAA Tournament history.

After spending the previous 13 seasons on the Notre Dame coaching staff from 2003-16, Ingelsby led the Blue Hens to 13 victories during his first year in Newark, including a win over Hofstra in the CAA Tournament. During his second year, Delaware won 14 games and earned a CAA Tournament victory for the second consecutive year by defeating Elon in the first round.

Ingelsby, the 24th head coach in UD men's basketball history, is a native of Berwyn, Pa., and was a standout point guard for Notre Dame from 1997-2001. He began his coaching career as an

INGELSBY'S COACHING ASSIGNMENTS

YEAR	SCHOOL	POSITION
2016-Pres.	Delaware	Head Coach
2009-2016	Notre Dame	Assistant Coach
2003-2009	Notre Dame	Coordinator of Basketball Operations
2002-2003	Wagner	Assistant Coach

assistant at Wagner College during the 2002-03 campaign before returning to his alma mater as Notre Dame's coordinator of basketball operations. He spent six seasons in that position before being promoted to assistant coach in July 2009, a position he held for seven years. During his tenure in South Bend, Ingelsby helped lead the Irish to eight NCAA Tournament appearances.

While in South Bend Ingelsby primarily worked with the Notre Dame guards and played an integral role in elevating the program's national recruiting efforts. The Fighting Irish reaped the benefits of that recruiting success over his final two seasons as Notre Dame advanced to the NCAA Tournament's Elite Eight in both 2015 and 2016.

The Fighting Irish enjoyed a magical 2014-15 campaign as Notre Dame won the Atlantic Coast Conference Tournament title, made its first Elite Eight appearance since 1979, and posted the second 30-win season in school history by finishing with a 32-6 mark.

Despite losing Jerian Grant and Pat Connaughton to the NBA, Notre Dame followed with another outstanding campaign in 2015-16, advancing to the ACC Tournament Semifinals before making its second straight Elite Eight appearance.

Ingelsby helped mentor Grant, a first team consensus All-American and unanimous first team All-ACC pick in 2015 before getting selected by the New York Knicks with the 19th pick in the 2015 NBA Draft. He also worked extensively with Connaughton, who played in a school-record 139 games and was the 41st pick in the 2015 NBA Draft by the Brooklyn Nets. That season marked the first time since 1992 that two Notre Dame players were selected in the same year of the NBA Draft.

Under Ingelsby's tutelage, Irish point guard Demetrius Jackson enjoyed an outstanding season in 2015-16, earning second team All-ACC and NCAA East Regional All-Tournament Team accolades.

Ingelsby helped lead Notre Dame to a school-record seven consecutive 20-win seasons from 2006-13, while the Irish posted 97 victories from 2009-13, the most wins in a four-year period in school history. During Ingelsby's 13 seasons at his alma mater, Irish teams went 290-146 (.665) and the program posted a 168-76 record with six NCAA Tournament appearances in seven

years once he assumed assistant coaching duties.

Ingelsby was Notre Dame's starting point guard during three of his four seasons in South Bend. As a senior in 2000-01, he averaged 8.2 points and a team-high 6.4 assists as a starter in all 30 games. A team captain during his senior year, he guided the Irish to a 20-10 overall record and the Big East's West Division championship, the school's first-ever conference title. Additionally, Notre Dame advanced to the second round of the NCAA Tournament after earning a berth in the field for the first time in more than a decade in Mike Brey's first season.

Ingelsby also started for the Irish as a freshman and sophomore and led the team in assists during three of his four seasons. He handed out a team-high 150 assists as a freshman and earned a spot on the 1998 Big East All-Rookie Team.

A two-time member of the Big East Academic All-Star Team, Ingelsby was the recipient of the Notre Dame Club of St. Joseph Valley Rockne Student-Athlete Award during his senior season. He graduated from the Mendoza College of Business with a bachelor's degree in marketing in May 2001.

Ingelsby enjoyed an outstanding career at Archbishop Carroll High School in suburban Philadelphia where he finished as the school's all-time leading scorer with 1,425 points and led his teams to an 80-12 record during his three years on the varsity squad.

Following his senior year in 1997, he won the prestigious Markward Award, given annually to the top high school player in the Philadelphia area, and was the Gatorade Player of the Year for Philadelphia while also earning All-Catholic League honors three times. Ingelsby was also named South Catholic League MVP as a senior and was a McDonald's All-America honorable mention selection.

Ingelsby's father, Tom, was a standout guard at Villanova from 1970-73 and served as his son's head coach at Archbishop Carroll. Tom led Villanova to the 1971 NCAA championship game and played for the Atlanta Hawks during the 1973-74 season and for the Spirits of St. Louis in the ABA the following year.

Ingelsby and his wife, Colleen, are the parents of twins Will and Kate, and sons Jack and Ben.



ASSISTANT COACHES



BILL PHILLIPS
ASSOCIATE HEAD COACH

- 10th year coaching at Delaware
- Prior to UD, Phillips spent the previous five years at James Madison
- Spent the 2010-11 season as an assistant coach with Division II Philadelphia University
- Began collegiate career at William & Mary before transferring to Saint Joseph's
- Played eight seasons of pro basketball at the international level, including stops with 10 different teams in France, Greece, Spain, Italy, and Germany



ANTONI WYCHE
ASSISTANT COACH

- First year coaching at Delaware
- Most recently served as an assistant coach at Northern Illinois for one season.
- Had two stints at Siena which were split up by two seasons as an assistant at his alma mater, Notre Dame, under former Blue Hens coach Mike Brey
- Began his collegiate coaching career at Lehigh, where he spent 10 seasons (2009-19)
- Played alongside Martin Ingelsby for two years at Nortre Dame (1997-1999)



DANNY O'CONNOR
ASSISTANT COACH

- 10th year coaching at Delaware
- Spent five years as the coordinator of player development/videography
- Was promoted to director of basketball operations in 2021, before being promoted again to assistant coach in 2024
- Graduated from Indiana University in 2016



CHRISTIAN NUNEZ
ASSISTANT COACH / DIRECTOR OF PLAYER DEVELOPMENT

- Second year coaching at Delaware
- Joined the Blue Hens after spending three and a half years at Saint Louis University
- Previously was an assistant varsity basketball coach at Iona Preparatory High School
- Attended Farmingdale State University and was named the Athlete of the Year in 2013
- Led the Farmingdale State to a conference title and an appearance in the NCAA Division III Tournament



STEPHEN GALGANO
DIRECTOR OF MEN'S BASKETBALL OPERATIONS

- Third year at Delaware
- Joined the Blue Hens staff in 2023 as assistant DOBO, before being promoted in 2024
- Spent two years at Marshall University as a graduate assistant
- Served as the special assistant to the head coach for men's basketball at Bryant after graduation
- Was a four-year manager for the Delaware men's basketball team; graduated from UD in 2020

SUPPORT STAFF

Mattie White // Sport Administrator

Jason Gandhi // General Manager

Ali Cucinotta // Communications Contact

Ed LeFurge III // Secondary Communications Contact

Richard Levy // Strength and Conditioning Coach

Paul Lowry // Athletic Trainer

Devon Cummings // Academic Advisor

Hanalyn Podgurski, MS, RDN // Nutritionist

Christine Jehu, PhD // Sports Psychologist

Bryce Parry // Equipment Manager



CHRISTIAN BLISS

#00

junior | guard | 6-4 | 190 | queens, n.y. | george school | virginia

GAME-BY-GAME

OPPONENT	GS	MIN	FG	3PT	FT	OR-DR	REB	PF	AST	TO	BLK	STL	PTS
at Bucknell	*	36	6-15	2-4	2-2	0-3	3	2	6	3	0	2	16
Wilmington	*	38	4-12	2-6	3-3	2-5	7	5	8	3	0	1	13
at BYU	*	40	7-17	4-7	0-0	0-6	6	2	5	3	0	2	18
Saint Peter's	*	39	5-12	2-5	3-6	0-7	7	2	5	2	0	1	15
vs. Southern Illinois	*	34	2-10	1-8	2-2	1-2	3	0	7	5	0	2	7
vs. UNCG	*	40	6-13	4-8	1-2	1-5	6	3	11	3	0	3	17
Iona	*	38	5-15	3-8	0-0	0-3	3	1	5	2	0	3	13
at Delaware State	*	45	3-10	1-4	9-9	3-5	8	2	4	5	0	1	16
at George Washington	*	40	4-7	2-4	2-2	0-9	9	3	8	4	1	2	12
Cal. State - Northridge	*	38	5-12	5-11	6-7	1-4	5	2	5	3	1	1	21
Rider	*	40	4-11	0-3	2-2	0-9	9	3	7	5	1	2	10
Missouri State	*	34	3-11	0-3	1-3	0-3	3	1	3	2	0	3	7
Jacksonville State	*	40	9-18	5-11	4-4	0-4	4	3	6	2	0	2	27
Kennesaw State	*	40	6-13	1-4	6-7	3-5	8	3	7	2	0	2	19
at Sam Houston	*	40	5-16	4-11	4-4	0-3	3	2	7	2	0	2	18
at LA Tech	*	45	3-10	1-2	7-8	1-5	6	3	9	6	0	3	14
UTEP	*	40	3-9	1-4	3-6	0-7	7	4	6	5	0	1	10
New Mexico State	*	37	6-11	2-5	5-8	0-1	1	1	5	0	0	1	19
at Liberty	*	40	5-8	2-2	5-6	0-6	6	2	1	3	0	1	17
at New Mexico State	*	38	8-10	2-2	5-5	2-4	6	1	4	1	0	2	23
at UTEP													
Liberty													
Middle Tennessee													
at FIU													
at Missouri State													
WKU													
at Middle Tennessee													
at Jacksonville State													
at Kennesaw State													
Sam Houston													
LA Tech													

CAREER STATS

		Field Goals		3-Point		F-Throws		Rebounds		Scoring	
SEASON	TEAM	GP-GS	MIN/AVG	FG-FGA	FG%	3FG-3FGA	3FG%	FT-FTA	FT%	OFF DEF TOT	PF-FO A TO BLK STL PTS AVG
2025-26	UD	20-20	782/39.1	99-240	.413	44-112	.393	70-86	.814	14 96 110	5.5 45-1 119 61 3 37 312 15.6
TOTAL		20-20	782/39.1	99-240	.413	44-112	.393	70-86	.814	14 96 110	5.5 45-1 119 61 3 37 312 15.6

major

Sociology

career/season highs

points

27 vs. Jax State 1/2/26

rebounds

9, twice

assists

11 vs. UNCG 11/25/25

steals

3, four times

blocks

1, three times

field goals

9 vs. Jax State 1/2/26

field goal attempts

18 vs. Jax State 1/2/26

3pt field goals

5, twice

3pt field goal attempts

11, three times

free throws

9 at Delaware State 12/6/25

free throw attempts

9 at Delaware State 12/6/25

minutes

45, twice

2025-26 SEASON

- Transferred to Delaware from Virginia
- Started every game this season and has played all 40 minutes 11 times
- Named CUSA Freshman of the Week (Dec. 15)
- Has recorded at least three assists in all but one game and 10+ points in all but two games
- Shot perfect from the free throw line in 9-of-18 games he has attempted free throws in, including a career-high 9-of-9 at Delaware State
- Made 15-consecutive free throws across four games
- Recorded 16 points and 6 assists in collegiate debut at Bucknell
- Recorded first career double-double with 17 points and a career-high 11 assists against UNCG
- Neared a triple-double against GW with 12 points, a career-high nine rebounds, and eight assists
- Posted a career-high 27 points vs. Jax State, including a career-high nine field goals made
- Neared a triple-double against Kennesaw State with 19 points, eight rebounds, and seven assists
- Led the team with 18 points against Sam Houston, while handing out seven assists, three rebounds, and two steals
- Neared double-double with 14 points and nine assists against LA Tech. Also grabbed six rebounds
- Recorded 19 points against New Mexico State
- Posted 17 points and six rebounds at Liberty

- Tallied third 20-plus-point game with 23 points at New Mexico State on 8-of-10 shooting. Also grabbed six rebounds and handed out four assists

2024-25 SEASON AT VIRGINIA

- Did not see any game action

2023-24 SEASON AT VIRGINIA

- Did not see any game action

BIO

Graduated from George School in 2023... Was a four-year starter on the basketball team... Three-star prospect by 247 Sports... Named the Non-Pennsylvania Interscholastic Athletic Association Player of the Year after averaging 20 points, five rebounds, and five assists per game while shooting 56-percent from the field and 44-percent from beyond the arc in 2022-23... Led George School to its first Friends School League Championship in 2023, scoring a league-final record 39 points in the victory over Academy of the New Church en route to being named First Team All-State... Two-time First Team All-Friends School League honoree with 901 career points and 221 assists as George School posted a 38-12 record over two seasons. Bliss also played for PSA Cardinals, earning First Team All-Peach Jam honors in 2023.



MASON ELLISON

#1

freshman | guard | 6-4 | 170 | edgewood, md. | loyola blakefield

GAME-BY-GAME

OPPONENT	GS	MIN	FG	3PT	FT	OR-DR	REB	PF	AST	TO	BLK	STL	PTS
at Bucknell		27	2-5	1-3	1-2	0-1	1	4	1	1	0	2	6
Wilmington		27	3-6	0-2	4-4	0-0	0	4	1	2	0	1	10
at BYU		16	1-4	0-1	0-2	0-0	0	2	0	0	0	0	2
Saint Peter's		22	1-3	1-1	0-0	0-2	2	4	2	2	0	1	3
vs. Southern Illinois	*	26	3-7	0-3	1-1	0-4	4	4	1	3	0	1	7
vs. UNCG		5	0-2	0-1	0-0	0-1	1	0	0	0	0	0	0
Iona		25	2-5	0-1	1-3	0-1	1	3	1	1	0	0	5
at Delaware State													DNP - Injury
at George Washington													DNP - Injury
Cal. State - Northridge													DNP - Injury
Rider													DNP - Injury
Missouri State													DNP - Injury
Jacksonville State													DNP - Injury
Kennesaw State													DNP - Injury
at Sam Houston													DNP - Injury
at LA Tech													DNP - Injury
UTEP													DNP - Injury
New Mexico State													DNP - Injury
at Liberty													DNP - Injury
at New Mexico State													DNP - Injury
at UTEP													
Liberty													
Middle Tennessee													
at FIU													
at Missouri State													
WKU													
at Middle Tennessee													
at Jacksonville State													
at Kennesaw State													
Sam Houston													
LA Tech													

CAREER STATS

				Field Goals		3-Point		F-Throws		Rebounds									Scoring	
SEASON	TEAM	GP-GS	MIN/AVG	FG-FGA	FG%	3FG-3FGA	3FG%	FT-FTA	FT%	OFF	DEF	TOT	AVG	PF-FO	A	TO	BLK	STL	PTS	AVG
2025-26	UD	7-1	149/21.2	12-32	.375	2-12	.167	7-12	.583	0	9	9	1.3	21-0	6	9	0	5	33	4.7
TOTAL		7-1	149/21.2	12-32	.375	2-12	.167	7-12	.583	0	9	9	1.3	21-0	6	9	0	5	33	4.7

major

Biological Sciences

career/season highs

points

10 vs. Wilmington 11/7/25

rebounds

4 vs. Southern Illinois 11/23/25

assists

2 vs. Saint Peter's 11/18/25

steals

2 at Bucknell 11/3/25

blocks

field goals

3, twice

field goal attempts

7 vs. Southern Illinois 11/23/25

3pt field goals

1, twice

3pt field goal attempts

3, twice

free throws

4 vs. Wilmington 11/7/25

free throw attempts

4 vs. Wilmington 11/7/25

minutes

27, twice

2025-26 SEASON

- Played in seven games this season, with one start
- Missed last 13 games due to injury
- Made collegiate debut at Bucknell
- Recorded first double-digit scoring game against Wilmington (10 points)
- Made first-career start against Southern Illinois

BIO

Graduated from Loyola Blakefield in 2025... A four-year starter and one-time captain in high school... Earned four varsity letters in basketball... Averaged 20.1 points, 5.0 rebounds, and 2.0 assists per game through his junior season... Was named First Team All-Metro, All-Baltimore Catholic League First Team and Honorable Mention, All-Maryland Interscholastic Athletic Association (2x), and First Team All-Maryland Interscholastic Athletic Association... Crossed the 1000-point threshold in his 31-point effort against Rosedale Christian on November 12, 2024 as a senior... Son of Maya and Stephen Ellison... Has a sister, Samiya... Born in Fort Carson, Colorado.



CAVAN REILLY

#3

senior | guard | 6-4 | 200 | lovettsville, va. | bishop o'connell

GAME-BY-GAME

OPPONENT	GS	MIN	FG	3PT	FT	OR-DR	REB	PF	AST	TO	BLK	STL	PTS
at Bucknell	*	22	1	0	1	0-1	1	0	1	2	0	1	3
Wilmington							DNP - Injury						
at BYU							DNP - Injury						
Saint Peter's							DNP - Injury						
vs. Southern Illinois							DNP - Injury						
vs. UNCG							DNP - Injury						
Iona							DNP - Injury						
at Delaware State							DNP - Injury						
at George Washington							DNP - Injury						
Cal. State - Northridge							DNP - Injury						
Rider							DNP - Injury						
Missouri State							DNP - Injury						
Jacksonville State							DNP - Injury						
Kennesaw State							DNP - Injury						
at Sam Houston							DNP - Injury						
at LA Tech							DNP - Injury						
UTEP							DNP - Injury						
New Mexico State							DNP - Injury						
at Liberty							DNP - Injury						
at New Mexico State							DNP - Injury						
at UTEP													
Liberty													
Middle Tennessee													
at FIU													
at Missouri State													
WKU													
at Middle Tennessee													
at Jacksonville State													
at Kennesaw State													
Sam Houston													
LA Tech													

CAREER STATS

				Field Goals		3-Point		F-Throws		Rebounds										Scoring	
SEASON	TEAM	GP-GS	MIN/AVG	FG-FGA	FG%	3FG-3FGA	3FG%	FT-FTA	FT%	OFF	DEF	TOT	AVG	PF-FO	A	TO	BLK	STL	PTS	AVG	
2022-23	UD	29-0	500/17.2	52-120	.433	34-75	.453	20-24	.833	8	28	36	1.2	37-1	15	19	3	8	158	5.4	
2023-24	UD	32-30	942/29.4	99-251	.394	70-185	.378	27-34	.794	12	58	70	2.2	57-0	30	35	5	40	295	9.2	
2024-25	UD	33-32	1082/32.8	145-304	.477	62-174	.356	57-67	.851	16	74	90	2.7	75-0	53	41	6	43	409	12.4	
2025-26	UD	1-1	23/22.8	1-8	.125	0-5	.000	1-2	.500	0	1	1	1.0	0-0	1	2	0	1	3	3.0	
TOTAL		95-63	2547/26.8	297-683	.435	166-439	.378	105-127	.827	36	161	197	2.1	169-1	99	97	14	92	865	9.1	

AWARDS AND HONORS

- Holds the program record for 3FG% by a rookie (45.3)
- CUSA 2025-26 Preseason All-Conference Team

2025-26 SEASON

- Played in one game this season
- Missed last 19 games due to injury

2024-25 SEASON

- Was one of three captains
- Played in 33 games, making 32 starts
- Averaged 12.4 points per game
- Led the team in steals with 43, averaging 1.3 per game
- Ranked first in the CAA during conference action with 1.9 steals per game
- Tied his career high of 24 points on 9-16 (.563) from the field and 5-9 (.556) from distance against Campbell (2/15)

2023-24 SEASON

- Played in 32 games, making 30 starts averaging 29.4 minutes per game on 39.4% from the field and 37.8% on threes
- Averaged 9.2 points, 2.2 assists, and 1.3 steals per game
- Reached double figure points 14 times
- Led the team in steals per game
- Finished the season tied for second on the team in FT%
- Scored 24 points, including six threes against UNCG at the

- Baha Mar Hoops Nassau Championship
- Ranked ninth in the CAA with 70 3PM

2022-23 SEASON

- Appeared in 29 games
- Averaged 5.4 points per game on a 43.3 percent shooting percentage
- Made 34 out of 75 three-point attempts
- Set the single season program record for three-point percentage by a freshman (45.3 percent)

BIO

Graduated from Bishop O'Connell in 2022... Attended Middleburg Academy from 2018-2020 and Bishop O'Connell from 2020-2022... Four-year letterman and three-year starter... Tallied 12.4 points per game as a senior while shooting 41 percent from deep and 87 percent at the line... 2022 McDonald's All-American Games nominee... Tarkanian Classic Platinum All-Circuit Team... Beach Ball Classic All-Tournament Team... All-WCAC Honorable Mention... Also played golf in high school... Played AAU for DC Premier 15u, 16u, 17u... Son of Terry and Denise Reilly... Has two sisters, Chloe and Lilly, and one brother, Logan... Born in Leesburg, Virginia

major

Sport Management

career highs

points

24, twice

rebounds

6, three times

assists

4, three times

steals

6 at Towson 2/13/25

blocks

1, 12 times

field goals

9 vs. Campbell 2/15/25

field goal attempts

16 vs. Campbell 2/15/25

3pt field goals

6 vs. UNCG 11/25/23

3pt field goal attempts

11 vs. UNCG 11/25/23

free throws

8 vs. Yale 11/24/24

free throw attempts

8 vs. Yale 11/24/24

minutes

39 at Hampton 1/11/25

season highs

points

3 at Bucknell 11/3/25

rebounds

1 at Bucknell 11/3/25

assists

1 at Bucknell 11/3/25

steals

1 at Bucknell 11/3/25

blocks

field goals

1 at Bucknell 11/3/25

field goal attempts

8 at Bucknell 11/3/25

3pt field goals

3pt field goal attempts

5 at Bucknell 11/3/25

free throws

1 at Bucknell 11/3/25

free throw attempts

2 at Bucknell 11/3/25

minutes

22 at Bucknell 11/3/25



JUSTYN FERNANDEZ

#4

senior | guard | 6-5 | 210 | richmond, va. | img academy | providence / george mason

GAME-BY-GAME

OPPONENT	GS	MIN	FG	3PT	FT	OR-DR	REB	PF	AST	TO	BLK	STL	PTS
at Bucknell													
Wilmington													
at BYU													
Saint Peter's	*	35	6-11	2-5	4-4	0-3	3	1	5	3	0	3	18
vs. Southern Illinois	*	33	5-11	1-6	1-2	0-6	6	2	3	4	0	0	12
vs. UNCG	*	33	5-11	1-3	1-2	0-7	7	3	2	3	1	2	12
Iona	*	31	3-9	1-3	0-0	0-4	4	3	6	1	0	0	7
at Delaware State	*	40	8-16	5-8	2-2	0-4	4	3	1	5	1	0	23
at George Washington	*	40	11-21	5-7	0-0	2-5	7	2	1	5	1	1	27
Cal. State - Northridge	*	33	7-13	2-5	1-1	0-2	2	2	3	2	1	1	17
Rider	*	38	5-10	2-4	0-2	0-3	3	1	4	2	1	0	12
Missouri State	*	36	1-5	1-3	0-0	0-4	4	1	2	7	0	1	3
Jacksonville State	*	37	6-11	3-7	0-0	0-6	6	5	1	3	2	2	15
Kennesaw State	*	38	5-16	0-0	0-0	1-3	44	0	2	0	1	1	10
at Sam Houston	*	37	5-13	3-8	2-2	0-5	5	4	1	3	2	0	15
at LA Tech	*	30	7-13	4-9	0-0	0-2	2	4	1	1	0	0	18
UTEP	*	35	6-14	3-6	0-0	1-4	5	1	2	1	0	0	15
New Mexico State	*	36	5-11	2-5	2-2	1-4	5	2	3	4	0	0	14
at Liberty	*	40	6-15	2-6	2-2	0-5	5	1	1	8	0	1	16
at New Mexico State	*	38	3-10	0-4	7-7	0-5	5	1	4	3	0	1	13
at UTEP													
Liberty													
Middle Tennessee													
at FIU													
at Missouri State													
WKU													
at Middle Tennessee													
at Jacksonville State													
at Kennesaw State													
Sam Houston													
LA Tech													

CAREER STATS

				Field Goals		3-Point		F-Throws		Rebounds										Scoring	
SEASON	TEAM	GP-GS	MIN/AVG	FG-FGA	FG%	3FG-3FGA	3FG%	FT-FTA	FT%	OFF	DEF	TOT	AVG	PF-FO	A	TO	BLK	STL	PTS	AVG	
2022-23	GMU	33-13	464/14.1	50-135	.370	27-80	.338	9-16	.563	7	55	62	1.9	35-2	18	31	4	10	136	4.1	
2024-25	PROV	24-4	242/10.1	31-77	.403	20-52	.385	5-6	.833	15	18	33	1.4	17-0	9	11	4	6	87	3.6	
2025-26	UD	17-17	611/35.9	94-210	.448	37-89	.416	22-26	.846	5	72	77	4.5	36-1	42	55	10	13	247	14.5	
TOTAL FOR UD		17-17	611/35.9	94-210	.448	37-89	.416	22-26	.846	5	72	77	4.5	36-1	42	55	10	13	247	14.5	
TOTAL		74-34	1317/17.8	175-422	.415	84-221	.380	36-48	.750	27	145	172	2.3	88-3	69	97	18	29	470	6.4	

2025-26 SEASON

- Transferred to Delaware from Providence
- Missed first three games due to injury
- Played and started in 17 games this season
- Named CUSA Player of the Week (12/15/25)
- Has scored at least 10 points in all but two games this season
- Recorded career-high steals (3) in Delaware debut against Saint Peter's
- Recorded a career-high seven rebounds against UNCG
- Handed out a career-high six assists against Iona
- Had first 20-plus-point game (23) with a career-high eight made field goals while tying his most single-game 3-pointers with five at Delaware State
- Recorded second-consecutive 20-plus-point game at George Washington with a career-high 27 points, including 20 in the first half. He shot 5-of-7 from three to tie his career-high five 3-pointers made for the second-consecutive game. Fernandez also tied his career-high seven rebounds
- Tallied 15 points and five rebounds against Sam Houston
- Recorded 18 points on 7-of-13 shooting at LA Tech
- Recorded 14 points against New Mexico State
- Scored 16 points and grabbed five rebounds at Liberty
- Tallied eighth-consecutive double-digit point game and 12th of last 13 at New Mexico State with 13 points, including 7-of-7 from the free throw line

2024-25 SEASON AT PROVIDENCE

- Appeared in 24 games with four starts
- Averaged 10 minutes and 3.6 points per game

2023-24 SEASON AT PROVIDENCE

- Did not play due to leg injury

2022-23 SEASON AT GEORGE MASON

- Saw action in 33 games with 13 starts
- Averaged 4.1 points in 13.9 minutes per game

BIO

Graduated from IMG Academy in 2022... Attended Monacan High School for three years and then attended Virginia Episcopal before enrolling at the IMG Academy in the Fall of 2021... Averaged 16.6 ppg as a sophomore and 17.0 ppg in 2020-21... Was a consensus 4-star recruit... Ranked No. 70 in Class of 2022 by ESPN.com and No. 80 in 247 Sports composite... Chose George Mason over Florida, Tennessee, NC State, Virginia Tech, Clemson, Wake Forest, Boston College, Providence and Rhode Island... Son of Kinda and Mark Fernandez... Has five siblings... Born in Richmond, Va.

major
Sociology

career highs
points

27 at GW 12/10/25

rebounds

7, twice

assists

6 vs. Iona 12/1/25

steals

3 vs. Saint Peter's 11/18/25

blocks

2, twice

field goals

11 at GW 12/10/25

field goal attempts

21 at GW 12/10/25

3pt field goals

5, four times

3pt field goal attempts

10 at Villanova 1/17/25

free throws

7 at NMSU 1/28/26

free throw attempts

7, twice

minutes

40, three times

season highs

points

27 at GW 12/10/25

rebounds

7, twice

assists

6 vs. Iona 12/1/25

steals

3 vs. Saint Peter's 11/18/25

blocks

2, twice

field goals

11 at GW 12/10/25

field goal attempts

21 at GW 12/10/25

3pt field goals

5, twice

3pt field goal attempts

9 at LA Tech 1/10/26

free throws


7 at NMSU 1/28/26

free throw attempts

7 at NMSU 1/28/26

minutes

40, three times



MACON EMORY

#5

sophomore | forward | 6-8 | 200 | devon, pa | perkiomen school

GAME-BY-GAME

OPPONENT	GS	MIN	FG	3PT	FT	OR-DR	REB	PF	AST	TO	BLK	STL	PTS
at Bucknell	*	33	5-12	0-5	3-4	6-4	10	3	1	1	1	2	13
Wilmington	*	37	5-11	1-3	0-0	3-11	14	1	1	3	1	1	11
at BYU	*	36	7-11	2-4	2-2	3-4	7	4	1	1	1	0	18
Saint Peter's	*	39	6-11	2-4	3-4	3-8	11	1	3	4	2	1	17
vs. Southern Illinois	*	35	4-8	1-4	0-0	2-1	3	4	1	3	0	2	9
vs. UNCG	*	38	7-11	2-4	2-4	0-5	5	1	1	1	0	0	18
Iona	*	30	8-10	2-3	0-0	1-6	7	3	1	4	0	2	18
at Delaware State	*	43	5-12	2-7	0-0	1-5	6	4	6	5	1	1	12
at George Washington	*	37	3-7	1-4	6-7	0-2	2	3	2	1	1	1	13
Cal. State - Northridge	*	31	2-10	0-5	2-2	0-6	6	1	1	4	1	3	6
Rider	*	37	4-11	0-4	9-10	2-7	9	1	1	0	1	1	17
Missouri State	*	36	4-8	2-4	2-3	1-10	11	4	1	1	0	0	12
Jacksonville State	*	34	0-2	0-1	0-0	3-3	6	4	1	1	0	0	0
Kennesaw State	*	36	3-6	0-3	1-2	1-8	9	2	2	1	3	3	7
at Sam Houston	*	33	2-6	1-4	0-2	3-2	5	3	1	1	0	1	5
at LA Tech	*	41	4-12	2-8	0-0	0-7	7	5	1	0	1	1	10
UTEP	*	37	7-10	4-4	3-4	1-6	7	3	1	0	0	0	21
New Mexico State	*	38	2-10	1-4	0-1	0-6	6	3	0	1	0	0	5
at Liberty	*	35	2-7	1-5	0-0	0-5	5	1	1	2	1	2	5
at New Mexico State	*	36	4-8	2-6	1-1	0-3	3	2	0	0	0	3	11
at UTEP													
Liberty													
Middle Tennessee													
at FIU													
at Missouri State													
WKU													
at Middle Tennessee													
at Jacksonville State													
at Kennesaw State													
Sam Houston													
LA Tech													

CAREER STATS

			Field Goals		3-Point		F-Throws		Rebounds								Scoring			
SEASON	TEAM	GP-GS	MIN/AVG	FG-FGA	FG%	3FG-3FGA	3FG%	FT-FTA	FT%	OFF	DEF	TOT	AVG	PF-FO	A	TO	BLK	STL	PTS	AVG
2024-25	UD	34-6	527/15.5	43-105	.410	24-70	.343	16-21	.762	24	69	93	2.7	74-1	20	20	21	19	126	3.7
2025-26	UD	20-20	723/36.1	84-183	.459	26-86	.302	34-46	.739	30	109	139	7.0	53-1	27	34	14	24	228	11.4
TOTAL		54-26	1249/23.1	127-288	.441	50-156	.321	50-67	.746	54	178	232	4.3	127-2	47	54	35	43	354	6.6

major

University Studies

career highs

points
21 vs. UTEP 1/15/26

rebounds
14 vs. Wilmington 11/7/25

assists
6 at Delaware State 12/6/25

steals
3, twice

blocks
3, three times

field goals
8 vs. Iona 12/1/25

field goal attempts
12, three times

3pt field goals
4 vs. UTEP 1/15/26

3pt field goal attempts
8 at LA Tech 1/10/26

free throws
9 vs. Rider 12/16/25

free throw attempts
10 vs. Rider 12/16/25

minutes
43 at Delaware State 12/6/25

season highs

points
21 vs. UTEP 1/15/26

rebounds
14 vs. Wilmington 11/7/25

assists
6 at Delaware State 12/6/25

steals
3, twice

blocks
3 vs. Kennesaw State 1/4/26

field goals
8 vs. Iona 12/1/25

field goal attempts
12, three times

3pt field goals
4 vs. UTEP 1/15/26

3pt field goal attempts
8 at LA Tech 1/10/26

free throws
9 vs. Rider 12/16/25

free throw attempts
10 vs. Rider 12/16/25

minutes
43 at Delaware State 12/6/25

2025-26 SEASON

- Started every game this season
- Has scored at least 11 points in all but five games
- Posted back-to-back double-doubles against Bucknell (13 points, 11 rebounds) and Wilmington (11 points, 14 rebounds), with Bucknell being his first-career double-double
- Recorded 18 points against No. 7 BYU
- Earned third-career double-double against Saint Peter's with 17 points and 11 rebounds
- Posted 18 points against UNCG and Iona
- Handed out career-high six assists at Delaware State
- Tied career-high three steals against CSUN
- Neared a double-double against Rider with 17 points and nine rebounds. Recorded a career-high nine free throws on 10 attempts
- Recorded fourth double-double of the season against Missouri State with 12 points and 11 rebounds
- Neared a double-double with 10 points and seven rebounds at LA Tech
- Scored a career-high 21 points on 7-of-10 shooting, including a career-mark 4-of-4 from three against UTEP
- Tallied 11 points at New Mexico State

2024-25 SEASON

- Appeared in 34 games with six starts as a freshman
- Averaged 3.7 points and 2.7 rebounds per game
- Led the squad with 21 blocks
- Recorded 11 points and eight rebounds in his first career start against Monmouth
- Scored a season high 12 points at N.C. A&T

BIO

Graduated from Perkiomen School in 2024... Two-year starter in basketball... Four-time state champion... Was a captain his senior year... Also ran track... Started his high school career at Conestoga before he transferred to the Blue Ridge School in Virginia... During his junior campaign at Perkiomen, he averaged 9.0 points, and 6.0 rebounds per game while shooting 36 percent from long range... Earned Third Team All-State honors as a junior en route to the Panthers first-ever PAISAA championship. Son of Andrew and Rebecca Emory... Both parents played four years of basketball at William & Mary... Has two brothers, Jackson and Houston... Houston is a teammate on the men's basketball team... Played with Houston and Blue Hen teammate, Kobe Jerome at Blue Ridge.



BRANDON BAFFONE

#10

junior | guard | 6-1 | 175 | hockessin, del. | salesianum school

GAME-BY-GAME

OPPONENT	GS	MIN	FG	3PT	FT	OR-DR	REB	PF	AST	TO	BLK	STL	PTS
at Bucknell													
Wilmington		1	0-0	0-0	0-0	0-0	0	0	0	0	0	0	0
at BYU		1	0-0	0-0	0-0	0-0	0	0	0	0	0	0	0
Saint Peter's													
vs. Southern Illinois													
vs. UNCG													
Iona													
at Delaware State													
at George Washington													
Cal. State - Northridge		2	0-0	0-0	0-0	0-0	0	0	1	0	0	0	0
Rider													
Missouri State													
Jacksonville State													
Kennesaw State													
at Sam Houston													
at LA Tech													
UTEP													
New Mexico State		2	0-1	0-0	0-0	0-0	0	0	0	0	0	0	0
at Liberty													
at New Mexico State													
at UTEP													
Liberty													
Middle Tennessee													
at FIU													
at Missouri State													
WKU													
at Middle Tennessee													
at Jacksonville State													
at Kennesaw State													
Sam Houston													
LA Tech													

CAREER STATS

				Field Goals		3-Point		F-Throws		Rebounds									Scoring	
SEASON	TEAM	GP-GS	MIN/AVG	FG-FGA	FG%	3FG-3FGA	3FG%	FT-FTA	FT%	OFF	DEF	TOT	AVG	PF-FO	A	TO	BLK	STL	PTS	AVG
2023-24	UD	5-0	16/3.2	0-2	.000	0-1	.000	0-1	.000	1	2	3	0.6	0-0	0	0	0	0	0	0.0
2024-25	UD	6-0	12/2.0	1-3	.333	1-2	.500	0-0	.000	0	1	1	0.2	0-0	0	0	0	0	3	0.5
2025-26	UD	4-0	5/1.2	0-1	.000	0-0	.000	0-0	.000	0	0	0	0.0	0-0	1	0	0	0	0	0.0
TOTAL		15-0	33/2.2	1-6	.167	1-3	.333	0-1	.000	1	3	4	0.3	0-0	1	0	0	0	3	0.2

2025-26 SEASON

- Played in four games this season

2024-25 SEASON

- Appeared in six contest
- Recorded a three-pointer for his first career basket against Misericordia

2023-24 SEASON

- Appeared in five games
- Totaled three rebounds, including two against Misericordia

BIO

Played high school basketball at the Salesianum School and won the 2023 DIAA State Championship at the Bob Carpenter Center... Averaged 7.5 points, 3 assists, and 4 rebounds per game as a senior... Held the honor of team captain his senior season... Named to the 2023 Blue-Gold High School All-Star game... Also played baseball for Salesianum... Son of Brandon and Renee Baffone... Has three siblings: Sophia, Gabriel, and Sarah... Dad, Brandon, played baseball at Wilmington University... Mom, Renee played volleyball at Wilmington University.

major

Business Analytics

career highs

points

3 vs. Misericordia 12/17/24

rebounds

2 at William & Mary 2/1/24

assists

1 vs. CSUN 12/13/25

steals

blocks

field goals

1 vs. Misericordia 12/17/24

field goal attempts

2 vs. Misericordia 12/17/24

3pt field goals

1 vs. Misericordia 12/17/24

3pt field goal attempts

1, three times

free throws

free throw attempts

1 at William & Mary 2/1/24

minutes

7 vs. Hampton 3/9/24

season highs

points

rebounds

assists

1 vs. CSUN 12/13/25

steals

blocks

field goals

field goal attempts

1 vs. NMSU 1/17/26

3pt field goals

3pt field goal attempts

free throws

free throw attempts

minutes

2, twice



JAYDEN TAYLOR

#11

freshman | forward | 6-8 | 185 | newark, del. | sanford school

GAME-BY-GAME

OPPONENT	GS	MIN	FG	3PT	FT	OR-DR	REB	PF	AST	TO	BLK	STL	PTS
at Bucknell		7	0-0	0-0	1-2	1-1	2	0	1	0	0	0	1
Wilmington		11	2-4	0-1	2-4	2-3	5	2	0	1	1	0	6
at BYU	*	37	2-5	1-2	2-2	1-2	3	1	0	0	1	0	7
Saint Peter's		5	0-0	0-0	0-0	0-0	0	2	0	0	0	0	0
vs. Southern Illinois		7	0-1	0-0	0-0	0-0	0	1	0	0	0	0	0
vs. UNCG		3	0-0	0-0	0-0	0-0	0	1	0	0	0	0	0
Iona		7	1-1	0-0	0-0	0-2	2	1	0	0	0	0	2
at Delaware State		3	0-0	0-0	0-0	0-0	0	0	0	0	0	0	0
at George Washington		7	1-1	0-0	0-0	1-1	2	0	0	0	0	0	2
Cal. State - Northridge		18	2-3	0-0	0-0	1-2	3	1	0	1	1	0	4
Rider		5	1-2	0-0	2-2	0-0	0	0	0	0	0	0	4
Missouri State		22	2-4	1-2	0-0	2-1	3	1	0	1	0	0	5
Jacksonville State	*	22	1-2	1-2	0-0	0-1	1	1	1	0	1	0	3
Kennesaw State	*	22	2-4	0-1	1-5	0-4	4	2	0	3	3	1	5
at Sam Houston	*	19	2-2	0-0	0-0	0-3	3	1	1	0	0	1	4
at LA Tech	*	36	4-5	0-0	3-6	3-4	7	4	0	1	0	0	11
UTEP	*	18	0-1	0-1	2-2	4-2	6	2	1	1	0	0	2
New Mexico State	*	29	1-1	0-0	1-2	2-3	5	1	1	0	0	0	3
at Liberty	*	25	2-3	0-0	0-2	1-4	5	4	0	0	1	0	4
at New Mexico State	*	20	0-0	0-0	0-0	0-3	3	0	0	1	0	1	0
at UTEP													
Liberty													
Middle Tennessee													
at FIU													
at Missouri State													
WKU													
at Middle Tennessee													
at Jacksonville State													
at Kennesaw State													
Sam Houston													
LA Tech													

CAREER STATS

				Field Goals		3-Point		F-Throws		Rebounds									Scoring	
SEASON	TEAM	GP-GS	MIN/AVG	FG-FGA	FG%	3FG-3FGA	3FG%	FT-FTA	FT%	OFF	DEF	TOT	AVG	PF-FO	A	TO	BLK	STL	PTS	AVG
2025-26	UD	20-9	323/16.2	23-39	.590	3-9	.333	14-27	.519	18	36	54	2.7	25-0	5	9	8	3	63	3.2
TOTAL		20-9	323/16.2	23-39	.590	3-9	.333	14-27	.519	18	36	54	2.7	25-0	5	9	8	3	63	3.2

major

University Studies

career/season highs

points

11 at LA Tech 1/10/26

rebounds

7 at LA Tech 1/10/26

assists

1, three times

steals

1, three times

blocks

3 vs. Kennesaw State 1/4/26

field goals

4 at LA Tech 1/10/26

field goal attempts

5, twice

3pt field goals

1, three times

3pt field goal attempts

2, three times

free throws

3 at LA Tech 1/10/26

free throw attempts

6 at LA Tech 1/10/26

minutes

37 at BYU 11/11/25

2025-26 SEASON

- Played in every game this season, with eight starts
- Made collegiate debut at Bucknell
- Posted seven points in first collegiate start at No. 7 BYU
- Recorded a career-high three blocks vs. Kennesaw State
- Scored a career-high 11 points and grabbed a career-mark seven rebounds against LA Tech

BIO

Graduated from the Sanford School in 2025... Ranked a three-star recruit by 247 Sports... A three-year starter and two-time captain in high school... Led Sanford to a state championship title as a senior... First Team All-Conference, First Team All-State, Max Preps Player of the Year, Delaware Player of the Year his final season... Averaged a double-double in points and rebounds as a junior... Was named First Team All-Conference, Second Team All-State, and 10 Top North his junior year... Led Sanford to a DISC Conference Championship in 2022 and 2024... Helped lead his team to a victory over No. 1 ranked St. Elizabeth, scoring 17 points with 12 rebounds during his junior season... Played for WeRT Basketball for three years, finishing in the final four of the circuit all three years... Son of Amber Hickman-Taylor and John Taylor... Mother, Amber, played college basketball at Millersville University... Father, John, played college basketball at Valdosta State University... Grandfather, Richard Hickman, played basketball at UD from 1969-73, being named captain and MVP in 1972-73, freshman coach in 1973-74, and a member of the broadcast team in 1974-75... Uncle, Stan Waterman, played four years of basketball at UD... Had three family members attend UD... Had 10 other relatives play college sports... Born in Newark, Delaware.



ALEX MCFADDEN

#12

sophomore | guard | 6-1 | 175 | wayne, pa. | radnor

GAME-BY-GAME

OPPONENT	GS	MIN	FG	3PT	FT	OR-DR	REB	PF	AST	TO	BLK	STL	PTS
at Bucknell													
Wilmington													
at BYU		0	0	0	0	0	0	0	0	0	0	0	0
Saint Peter's													
vs. Southern Illinois													
vs. UNCG													
Iona													
at Delaware State													
at George Washington													
Cal. State - Northridge		2	0-0	0-0	2-4	0-0	0	0	0	0	0	1	2
Rider													
Missouri State													
Jacksonville State		0	0-0	0-0	0-0	0-0	0-0	1	0	0	0	0	0
Kennesaw State													
at Sam Houston													
at LA Tech													
UTEP													
New Mexico State		2	0-0	0-0	0-0	0-0	0	0	1	0	0	0	0
at Liberty													
at New Mexico State													
at UTEP													
Liberty													
Middle Tennessee													
at FIU													
at Missouri State													
WKU													
at Middle Tennessee													
at Jacksonville State													
at Kennesaw State													
Sam Houston													
LA Tech													

CAREER STATS

				Field Goals		3-Point		F-Throws		Rebounds									Scoring	
SEASON	TEAM	GP-GS	MIN/AVG	FG-FGA	FG%	3FG-3FGA	3FG%	FT-FTA	FT%	OFF	DEF	TOT	AVG	PF-FO	A	TO	BLK	STL	PTS	AVG
2024-25	UD	5-0	7/1.4	1-2	.500	0-1	.000	1-1	1.000	0	0	0	0.0	1-0	0	1	0	0	3	0.6
2025-26	UD	4-0	4/1.0	0-0	.000	0-0	.000	2-4	.500	0	0	0	0.0	1-0	1	0	0	1	2	0.5
TOTAL		9-0	11/1.2	1-2	.500	0-1	.000	3-5	.600	0	0	0	0.0	2-0	1	1	0	1	5	0.6

major

Sport Management

career highs

points

3 at Hofstra 1/23/25

rebounds

assists

1 vs. NMSU 1/17/26

steals

1 vs. CSUN 12/13/25

blocks

field goals

1 at Hofstra 1/23/25

field goal attempts

1, twice

3pt field goals

3pt field goal attempts

1 vs. Monmouth 1/4/25

free throws

2 vs. CSUN 12/13/25

free throw attempts

4 vs. CSUN 12/13/25

minutes

2, three times

season highs

points

2 vs. CSUN 12/13/25

rebounds

assists

1 vs. NMSU 1/17/26

steals

1 vs. CSUN 12/13/25

blocks

field goals

field goal attempts

3pt field goals

3pt field goal attempts

free throws

2 vs. CSUN 12/13/25

free throw attempts

4 vs. CSUN 12/13/25

minutes

2, twice

2025-26 SEASON

- Played in four games this season

2024-25 SEASON

- Appeared in five games
- Converted on both parts of an and-one opportunity for his first three career points at Hofstra

BIO

Graduated from Radnor High School in 2024... Earned two varsity letters... Helped Radnor win the Central League championship and District 15A championship in the 2022-23 season... Distinguished Honor Roll student... Son of Renae Buono and Sean McFadden... Relative, Shannon Stefanski, played basketball at Dayton from 1998-2002... Born in Philadelphia, PA



LANCE PIPER

#14

sophomore | guard | 6-6 | 187 | holtsville, n.y. | phelps school | south carolina

GAME-BY-GAME

OPPONENT	GS	MIN	FG	3PT	FT	OR-DR	REB	PF	AST	TO	BLK	STL	PTS
at Bucknell													DNP - Injury
Wilmington													DNP - Injury
at BYU													DNP - Injury
Saint Peter's													DNP - Injury
vs. Southern Illinois													DNP - Injury
vs. UNCG													DNP - Injury
Iona													DNP - Injury
at Delaware State													DNP - Injury
at George Washington													DNP - Injury
Cal. State - Northridge													DNP - Injury
Rider													DNP - Injury
Missouri State													DNP - Injury
Jacksonville State													DNP - Injury
Kennesaw State													DNP - Injury
at Sam Houston													DNP - Injury
at LA Tech													DNP - Injury
UTEP													DNP - Injury
New Mexico State													DNP - Injury
at Liberty													DNP - Injury
at New Mexico State													DNP - Injury
at UTEP													DNP - Injury
Liberty													
Middle Tennessee													
at FIU													
at Missouri State													
WKU													
at Middle Tennessee													
at Jacksonville State													
at Kennesaw State													
Sam Houston													
LA Tech													

CAREER STATS

major

Leadership

career/season highs points

rebounds

assists

steals

blocks

field goals

field goal attempts

3pt field goals

3pt field goal attempts

free throws

free throw attempts

minutes

2025-26 SEASON

- Transferred to Delaware from South Carolina
- Missed first 20 games due to injury

2024-25 SEASON AT SOUTH CAROLINA

- Did not see any game action

BIO

Graduated from the Phelps School in 2024... Played for Sachem East before finishing prep career at Phelps... Four year starter in high school... Averaged 16.3 points, 4.1 rebounds, and 1.2 assists per game en route to being named an All-Conference player... Played AAU for New Heights Lightning... Son of Leon and Saran Piper... Has one brother... Father played professionally overseas for 11 years after college stints at Delaware State and Indiana University of Pennsylvania... Born in New York.



HOUSTON EMORY

#15

senior | forward | 6-9 | 205 | devon, pa. | blue ridge school

GAME-BY-GAME

OPPONENT	GS	MIN	FG	3PT	FT	OR-DR	REB	PF	AST	TO	BLK	STL	PTS
at Bucknell		12	0-0	0-0	0-0	0-2	2	2	0	1	3	0	0
Wilmington		5	0-1	0-0	1-2	0-1	1	3	0	0	0	0	1
at BYU		10	1-1	0-0	0-0	0-1	1	1	0	0	1	1	2
Saint Peter's		5	0-1	0-0	0-0	0-0	0	1	0	1	0	0	0
vs. Southern Illinois		10	1-1	0-0	0-0	0-1	1	1	1	2	0	0	2
vs. UNCG		3	0-0	0-0	0-0	0-0	0	1	0	0	0	0	0
Iona		12	1-1	0-0	0-1	0-0	0	1	0	0	0	0	2
at Delaware State													
at George Washington		9	0-1	0-0	0-0	0-0	0	1	0	0	1	0	0
Cal. State - Northridge		4	0-0	0-0	0-0	0-1	1	0	0	0	2	0	0
Rider		12	1-2	0-0	1-2	0-1	1	1	0	0	1	1	3
Missouri State													
Jacksonville State													
Kennesaw State													
at Sam Houston													
at LA Tech													
UTEP													
New Mexico State		4	0-0	0-0	0-0	1-0	1	0	0	0	0	0	0
at Liberty		12	0-0	0-0	0-2	0-0	0	2	1	0	0	0	0
at New Mexico State		2	0-0	0-0	0-0	0-0	0	2	0	1	0	1	0
at UTEP													
Liberty													
Middle Tennessee													
at FIU													
at Missouri State													
WKU													
at Middle Tennessee													
at Jacksonville State													
at Kennesaw State													
Sam Houston													
LA Tech													

CAREER STATS

				Field Goals		3-Point		F-Throws		Rebounds										Scoring	
SEASON	TEAM	GP-GS	MIN/AVG	FG-FGA	FG%	3FG-3FGA	3FG%	FT-FTA	FT%	OFF	DEF	TOT	AVG	PF-FO	A	TO	BLK	STL	PTS	AVG	
2022-23	UD	13-0	68/5.2	2-5	.400	0-1	.000	0-0	.000	1	7	8	0.6	15-0	4	2	1	6	4	0.3	
2023-24	UD	11-0	36/3.3	0-5	.000	0-0	.000	0-0	.000	1	4	5	0.5	13-1	0	6	1	1	0	0.0	
2024-25	UD	19-1	125/6.6	8-17	.471	0-0	.000	8-15	.533	11	16	27	1.4	29-1	4	12	8	5	24	1.3	
2025-26	UD	13-0	101/7.7	4-8	.500	0-0	.000	2-7	.286	1	9	10	0.8	15-0	2	5	8	3	10	0.8	
TOTAL		56-1	329/5.9	14-35	.400	0-1	.000	10-22	.455	14	36	50	0.9	72-2	10	25	18	15	38	0.7	

2025-26 SEASON

- Played in 12 games this season
- Tied career-high three blocks at Bucknell
- Missed seven games this season

2024-25 SEASON

- Played in 19 games, starting one
- Made his first-career start at Northeastern
- Grabbed a career-high five rebounds against Robert Morris

2023-24 SEASON

- Appeared in 13 games
- Recorded five rebounds on the season

2022-23 SEASON

- Appeared in 13 games
- Scored a season-high four points against Hartford

BIO

Graduated from the Blue Ridge School in 2022... Four-year letterman in basketball... Two-time team captain and four-time state champion... Also played one year of lacrosse, track, and tennis... Holds Blue Ridge single-season blocks record with 89... Named First Team All-State and First Team All-VIC as a senior... Averaged 7.6 points, 5.8 rebounds, 2.8 blocks, and 1.9 assists per game as a senior... Tallied 7.3 points, 6.5 rebounds, 3.3 blocks, and 1.9 assists during junior campaign... Son of Andrew and Rebecca Emory... Both parents played four years of basketball at William & Mary... Has two brothers, Jackson and Macon... Macon is a teammate on the men's basketball team.

major

Communication

career highs

points

5 at UNCW 3/1/25

rebounds

5 vs. Robert Morris 11/7/24

assists

2 at Iona 11/12/24

steals

2, twice

blocks

3, twice

field goals

2, twice

field goal attempts

2, eight times

3pt field goals

3pt field goal attempts

1 at Hofstra 1/14/23

free throws

3 at UNCW 3/1/25

free throw attempts

4, twice

minutes

14 at UNCW 3/1/25

season highs

points

3 vs. Rider 12/16/25

rebounds

2 at Bucknell 11/3/25

assists

1, twice

steals

1, three

blocks

3 at Bucknell 11/3/25

field goals

1, four times

field goal attempts

2 vs. Rider 12/16/25

3pt field goals

3pt field goal attempts

free throws

1, twice

free throw attempts

2, three times

minutes

12, three times



ALEX KAZANECKI

#20

freshman | guard | 6-6 | 190 | morrow, ohio | archbishop moeller

GAME-BY-GAME

OPPONENT	GS	MIN	FG	3PT	FT	OR-DR	REB	PF	AST	TO	BLK	STL	PTS
at Bucknell		5	0-0	0-0	0-0	0-0	0	0	1	0	0	1	0
Wilmington	*	25	3-9	0-6	2-2	0-6	6	1	1	1	2	0	8
at BYU		2	0-0	0-0	0-0	0-0	0	0	0	0	0	0	0
Saint Peter's		13	2-4	1-3	0-0	1-0	1	0	0	0	0	0	5
vs. Southern Illinois		26	6-9	4-6	1-2	0-2	2	1	0	0	0	0	17
vs. UNCG	*	40	1-4	0-3	0-0	0-2	2	3	1	1	0	1	2
Iona	*	23	2-4	1-3	0-0	0-0	0	1	0	3	0	0	5
at Delaware State		39	3-7	1-3	0-0	0-1	1	2	1	0	0	2	7
at George Washington		24	2-4	1-2	0-0	0-0	0	1	2	0	1	0	5
Cal. State - Northridge		30	2-7	1-4	0-0	1-1	2	0	0	1	1	0	5
Rider		29	3-3	2-2	0-0	0-1	1	1	0	0	0	0	8
Missouri State		22	1-3	1-3	2-2	0-3	3	1	1	0	1	0	5
Jacksonville State		25	0-3	0-3	0-0	0-0	0	1	1	0	0	0	0
Kennesaw State		23	1-2	1-2	0-0	0-2	2	0	0	0	0	0	3
at Sam Houston		31	1-3	0-1	1-2	2-3	5	2	0	1	1	0	3
at LA Tech		28	1-2	1-1	0-0	0-2	2	2	3	2	0	0	3
UTEP		30	1-4	1-3	0-0	0-4	4	0	0	1	0	0	3
New Mexico State		16	1-3	0-1	0-0	0-0	0	0	0	1	1	0	2
at Liberty		25	1-2	1-2	0-0	0-1	1	1	0	1	0	1	3
at New Mexico State		23	3-5	2-4	0-0	0-3	3	0	0	0	2	2	8
at UTEP													
Liberty													
Middle Tennessee													
at FIU													
at Missouri State													
WKU													
at Middle Tennessee													
at Jacksonville State													
at Kennesaw State													
Sam Houston													
LA Tech													

CAREER STATS

				Field Goals		3-Point		F-Throws		Rebounds									Scoring	
SEASON	TEAM	GP-GS	MIN/AVG	FG-FGA	FG%	3FG-3FGA	3FG%	FT-FTA	FT%	OFF	DEF	TOT	AVG	PF-FO	A	TO	BLK	STL	PTS	AVG
2025-26	UD	20-3	477/23.8	34-78	.436	18-52	.346	6-8	.750	4	31	35	1.8	17-0	11	12	9	5	92	4.6
TOTAL		20-3	477/23.8	34-78	.436	18-52	.346	6-8	.750	4	31	35	1.8	17-0	11	12	9	5	92	4.6

major

University Studies

career highs

points

17 vs. Southern Illinois 11/23/25

rebounds

6 vs. Wilmington 11/7/25

assists

3 at LA Tech 1/10/26

steals

2 at Delaware State 12/6/25

blocks

2 vs. Wilmington 11/7/25

field goals

6 vs. Southern Illinois 11/23/25

field goal attempts

9, twice

3pt field goals

4 vs. Southern Illinois 11/23/25

3pt field goal attempts

6, twice

free throws

2, twice

free throw attempts

2, four times

minutes

40 vs. UNCG 11/25/25

2025-26 SEASON

- Played in every game this season, with three starts
- Made collegiate debut at Bucknell
- Recorded first-collegiate start and points (8) against Wilmington
- Recorded a career-high 17 points against Southern Illinois
- Snagged a career-high two steals at Delaware State

BIO

Graduated from Archbishop Moeller High School in 2024... Played three years of basketball... Started junior and senior campaigns... Led the GCL South in scoring with 16.6 ppg, while shooting 57-percent from the floor and 41-percent from beyond the arc as a senior... Also led the GCL South in blocks, finished second in rebounds, and third in steals en route to GCL South First Team, All-Southwest Ohio First Team, and All-Ohio State First Team, as well as being named All-Southwest Ohio Player of the Year... Paced the Greater Catholic League (GCL) South in scoring, averaging 12.9 ppg, leading his team to a 26-2 record as a junior... Named GCL South First Team and Player of the Year, All-Southwest Ohio First Team, and All-Ohio State Second Team during junior season... Son of Tony and Patricia Adams... Has two brothers and one sister... Born in Dayton, Ohio.



NNANNA NJOKU

#21

graduate | forward | 6-9 | 250 | bear, del. | sanford school | villanova

GAME-BY-GAME

OPPONENT	GS	MIN	FG	3PT	FT	OR-DR	REB	PF	AST	TO	BLK	STL	PTS
at Bucknell													DNP - Injury
Wilmington													DNP - Injury
at BYU													DNP - Injury
Saint Peter's													DNP - Injury
vs. Southern Illinois													DNP - Injury
vs. UNCG													DNP - Injury
Iona													DNP - Injury
at Delaware State		9	1-2	0-0	0-0	0-2	2	3	0	1	1	1	2
at George Washington													DNP - Coach's Decision
Cal. State - Northridge													DNP - Coach's Decision
Rider													DNP - Coach's Decision
Missouri State		17	0-5	0-1	2-4	0-1	1	3	0	1	0	0	2
Jacksonville State													DNP - Injury
Kennesaw State													DNP - Coach's Decision
at Sam Houston													DNP - Coach's Decision
at LA Tech													DNP - Coach's Decision
UTEP													DNP - Coach's Decision
New Mexico State													DNP - Coach's Decision
at Liberty													DNP - Coach's Decision
at New Mexico State													DNP - Coach's Decision
at UTEP													
Liberty													
Middle Tennessee													
at FIU													
at Missouri State													
WKU													
at Middle Tennessee													
at Jacksonville State													
at Kennesaw State													
Sam Houston													
LA Tech													

CAREER STATS

				Field Goals		3-Point		F-Throws		Rebounds									Scoring	
SEASON	TEAM	GP-GS	MIN/AVG	FG-FGA	FG%	3FG-3FGA	3FG%	FT-FTA	FT%	OFF	DEF	TOT	AVG	PF-FO	A	TO	BLK	STL	PTS	AVG
2021-22	VU	9-0	28/3.1	3-6	.500	0-0	.000	0-0	.000	6	8	14	1.6	5-0	0	2	1	1	6	0.7
2022-23	VU	4-0	8/2.0	0-0	.000	0-0	.000	0-0	.000	0	2	2	0.5	4-0	0	1	0	0	0	0.0
2023-24	VU	11-0	51/4.6	3-6	.500	0-0	.000	3-4	.750	9	12	21	1.9	20-0	1	3	5	1	9	0.8
2024-25	VU	10-0	95/9.5	2-4	.500	0-0	.000	2-4	.500	4	17	21	2.1	12-0	2	4	2	1	6	0.6
2025-26	UD	2-0	28/13.8	1-7	.143	0-1	.000	2-4	.500	0	3	3	1.5	6-0	0	2	1	1	4	2.0
TOTAL FOR UD		2-0	28/13.8	1-7	.143	0-1	.000	2-4	.500	0	3	3	1.5	6-0	0	2	1	1	4	2.0
TOTAL		36-0	209/5.8	9-23	.391	0-1	.000	7-12	.583	19	42	61	1.7	47-0	3	12	9	4	25	0.7

2025-26 SEASON

- Transferred to Delaware from Villanova
- Missed 18 games this season
- Made Delaware debut and recorded first points as a Blue Hen at Delaware State

2024-25 SEASON AT VILLANOVA

- Played in 10 games

2023-24 SEASON AT VILLANOVA

- Appeared in 11 games off the bench

2022-23 SEASON AT VILLANOVA

- Played in four contests

2021-22 SEASON AT VILLANOVA

- Appeared in nine games

BIO

Graduated from the Sanford School in 2021... Started all four years at Sanford... Three-time captain in high school... 2021 Delaware Gatorade Player of the Year after tallying 20.8 points, 8.9 rebounds, and 1.9 blocks per game... Led Sanford to a 16-2 record and the DIAA State Championship... Won two DIAA State Championships in 2019 and 2021... 247 Sports four-star prospect chose Villanova over notable offers from Marquette, Miami, NC State, Providence, and Temple, among others... Son of Chioma Njoku... Has two sisters, Chioma and Nkechi... Sister Chioma graduated from UD in 2023 as a member of the track & field team... Born in Philadelphia, Pa.

major

M.S. International Business

career highs

points

4, twice

rebounds

6, twice

assists

2 vs. NJIT 11/8/24

steals

1, four times

blocks

2, twice

field goals

2 vs. Butler 1/16/22

field goal attempts

5 vs. Missouri State 12/29/25

3pt field goals

3pt field goal attempts

1 vs. Missouri State 12/29/25

free throws

2, three times

free throw attempts

4, twice

minutes

17, twice

season highs

points

2, twice

rebounds

2 at Delaware State 12/6/25

assists

steals

1 at Delaware State 12/6/25

blocks

1 at Delaware State 12/6/25

field goals

1 at Delaware State 12/6/25

field goal attempts

5 vs. Missouri State 12/29/25

3pt field goals

3pt field goal attempts

1 vs. Missouri State 12/29/25

free throws

2 vs. Missouri State 12/29/25

free throw attempts

4 vs. Missouri State 12/29/25

minutes

17 vs. Missouri State 12/29/25



BOUNA KEBE

#35

senior | forward | 6-9 | 216 | dakar, senegal | promise prep. academy | memphis / gillette cc

GAME-BY-GAME

OPPONENT	GS	MIN	FG	3PT	FT	OR-DR	REB	PF	AST	TO	BLK	STL	PTS
at Bucknell						DNP - Injury							
Wilmington						DNP - Injury							
at BYU						DNP - Injury							
Saint Peter's	2	0-0	0-0	0-0	0-0	0-0	0	0	1	1	0	0	0
vs. Southern Illinois						DNP - Coach's Decision							
vs. UNCG	2	0-1	0-0	0-0	0-0	0-0	0	0	0	0	0	0	0
Iona	6	1-3	0-0	0-0	0-0	0-0	0	0	0	0	0	0	2
at Delaware State	*	6	0-0	0-0	0-0	0-1	1	0	0	0	1	0	0
at George Washington	*	13	2-3	0-1	0-0	0-6	6	1	1	1	1	0	4
Cal. State - Northridge	*	12	1-3	1-3	0-0	0-2	2	1	2	0	0	0	3
Rider	*	11	1-2	0-1	0-0	0-2	2	0	0	0	1	0	2
Missouri State	*	5	0-1	0-1	0-0	0-0	0	0	0	0	0	0	0
Jacksonville State	3	0-1	0-0	0-0	0-0	0-0	0	0	0	0	0	0	0
Kennesaw State	7	2-2	0-0	0-1	0-1	1	3	0	0	1	1	4	
at Sam Houston	2	0-1	0-1	0-0	0-0	0	0	0	0	0	0	0	0
at LA Tech	4	0-1	0-1	0-0	0-1	1	0	0	0	0	0	0	0
UTEP	3	0-1	0-0	0-0	0-1	1	0	0	0	1	0	0	0
New Mexico State						DNP - Coach's Decision							
at Liberty						DNP - Coach's Decision							
at New Mexico State	*	5	1-1	0-0	0-0	0-0	0	0	0	1	0	0	2
at UTEP													
Liberty													
Middle Tennessee													
at FIU													
at Missouri State													
WKU													
at Middle Tennessee													
at Jacksonville State													
at Kennesaw State													
Sam Houston													
LA Tech													

CAREER STATS

				Field Goals		3-Point		F-Throws		Rebounds									Scoring	
SEASON	TEAM	GP-GS	MIN/AVG	FG-FGA	FG%	3FG-3FGA	3FG%	FT-FTA	FT%	OFF	DEF	TOT	AVG	PF-FO	A	TO	BLK	STL	PTS	AVG
2025-26	UD	14-5	81/5.8	8-20	.400	1-8	.125	0-1	.000	0	14	14	1.0	5-0	4	2	5	1	17	1.2
TOTAL		14-5	81/5.8	8-20	.400	1-8	.125	0-1	.000	0	14	14	1.0	5-0	4	2	5	1	17	1.2

major

Sociology

career/season highs

points

4, twice

rebounds

6 at GW 12/10/25

assists

2 vs. CSUN 12/13/25

steals

1 vs. Kennesaw State 1/4/26

blocks

1, five times

field goals

2 at GW 12/10/25

field goal attempts

3, three times

3pt field goals

1 vs. CSUN 12/13/25

3pt field goal attempts

3 vs. CSUN 12/13/25

free throws

free throw attempts

1 vs. Kennesaw State 1/4/26

minutes

13 at GW 12/10/25

2025-26 SEASON

- Transferred to Delaware from Memphis
- Missed six games this season
- Played in 14 games this season, with five starts
- Recorded first-career points against Iona
- Made first-career start and recorded first rebound and block as a Blue Hen at Delaware State
- Recorded career highs in minutes (13), rebounds (6), points (4), and field goals made (2) at George Washington

2024-25 SEASON AT MEMPHIS

- Did not see any game action

2023-24 SEASON AT GILLETTE CC

- Appeared in 28 games with 15 starts
- Averaged 11.2 points, 7.1 rebounds, and 1.7 blocks

2022-23 SEASON AT INDEPENDENCE CC

- Played in 31 games
- Averaged 6.9 points and 4.1 rebounds

BIO

Graduated from Promise Preparatory Academy in 2022... Was a four-year started on the basketball team... Born in Dakar, Senegal.



TYLER HOUSER

#44

senior | forward | 6-9 | 255 | camp hill, pa. | cedar cliff | vmi

GAME-BY-GAME

OPPONENT	GS	MIN	FG	3PT	FT	OR-DR	REB	PF	AST	TO	BLK	STL	PTS
at Bucknell	*	28	5-12	2-4	0-4	3-3	6	4	0	1	1	0	12
Wilmington	*	31	5-10	0-2	0-0	2-4	6	3	0	2	1	0	10
at BYU	*	28	4-8	2-3	0-0	3-0	3	2	1	1	0	0	10
Saint Peter's	*	33	6-8	1-1	4-6	2-4	6	0	1	1	1	0	17
vs. Southern Illinois	*	29	2-8	1-3	0-0	0-2	2	2	2	0	0	1	5
vs. UNCG	*	36	9-12	6-6	0-0	3-7	10	4	1	1	1	0	24
Iona	*	28	5-14	0-5	2-4	5-6	11	0	4	0	0	1	12
at Delaware State	*	40	5-9	0-2	2-2	1-6	7	4	2	2	0	1	12
at George Washington	*	30	2-5	0-2	3-4	1-4	5	4	2	4	1	0	7
Cal. State - Northridge	*	30	2-5	1-2	3-4	5-2	7	1	2	3	0	0	8
Rider	*	28	3-6	1-2	2-2	1-3	4	4	2	1	0	1	9
Missouri State	*	28	2-6	1-3	4-4	1-2	3	4	1	2	0	3	9
Jacksonville State	*	39	8-18	2-8	1-2	2-4	6	4	2	1	2	0	19
Kennesaw State	*	34	7-9	3-5	2-2	0-1	1	4	1	4	0	0	19
at Sam Houston	*	38	6-12	2-7	1-2	0-7	7	5	2	1	1	0	15
at LA Tech	*	41	5-9	1-3	1-1	2-4	6	2	1	1	1	0	12
UTEP	*	37	5-15	1-4	7-9	3-2	5	3	4	0	0	0	18
New Mexico State	*	36	8-15	4-7	5-5	1-3	4	3	2	0	0	0	25
at Liberty	*	23	3-6	0-1	0-1	0-3	3	0	2	1	0	1	6
at New Mexico State	*	38	6-13	2-6	2-2	0-3	3	1	0	2	1	0	16
at UTEP													
Liberty													
Middle Tennessee													
at FIU													
at Missouri State													
WKU													
at Middle Tennessee													
at Jacksonville State													
at Kennesaw State													
Sam Houston													
LA Tech													

CAREER STATS

				Field Goals		3-Point		F-Throws		Rebounds											Scoring	
SEASON	TEAM	GP-GS	MIN/AVG	FG-FGA	FG%	3FG-3FGA	3FG%	FT-FTA	FT%	OFF	DEF	TOT	AVG	PF-FO	A	TO	BLK	STL	PTS	AVG		
2022-23	VMI	32-26	837/26.2	129-291	.443	43-121	.355	44-60	.733	49	112	161	5.0	64-1	14	48	14	12	345	10.8		
2023-24	UD	33-0	506/15.3	58-140	.414	29-85	.341	15-20	.750	19	55	74	2.2	58-2	16	25	7	9	160	4.8		
2025-26	UD	20-20	651/32.6	98-200	.490	30-76	.395	39-50	.780	35	70	105	5.3	54-1	32	28	10	8	265	13.3		
TOTAL FOR UD		53-20	1157/21.8	156-340	.459	59-161	.366	54-70	.771	54	125	179	3.4	112-3	48	53	17	17	425	8.0		
TOTAL		85-46	1994/23.5	285-631	.452	102-282	.362	98-130	.754	103	237	340	4.0	176-4	62	101	31	29	770	9.1		

2025-26 SEASON

- Played first game in 603 days at Bucknell
- Started every game this season
- Recorded four-straight double-digit point games in opening four games
- Earned a double-double with 24 points and 10 rebounds against UNCG, including going 6-of-6 from three
- Recorded second-consecutive double-double with 12 points and 11 rebounds against Iona, while also handing out a career-high four assists
- Snagged a career-high three steals against Missouri State
- Recorded eighth double-digit game with 19 points against Jax State
- Posted 19 points vs. Kennesaw State
- Scored 15 points and grabbed seven rebounds against Sam Houston
- Recorded 12 points and six rebounds at LA Tech
- Scored fifth-consecutive double-digit game with 18 points vs. UTEP
- Posted a season-high 25 points over New Mexico State, including a career-mark 5-of-5 made free throws
- Recorded 14th double-digit point game at New Mexico State with 16 points

2024-25 SEASON

- Did not play due to injury

2023-24 SEASON

- Appeared in 33 games off the bench
- Averaged 4.8 points, 2.2 rebounds per game
- Shot 41.4% from the field and 34.1% from beyond the arc

2022-23 SEASON AT VMI

- Played in 32 games with 26 starts
- Averaged 10.8 points and 5.0 rebounds
- Hit a triple in 21 contests with at least two in 11
- Finished the season third on the team in scoring and field-goal percentage after posting 20 double-digit performances, including a career high 26 points in the regular season finale

BIO

Graduated from Cedar Cliff in 2022... Four-year letterwinner... Scored over 1,000 points... Member of the National Honor Society... Posted a 4.1 GPA... Grandfather, Barry Houser, was drafted by the Pittsburgh Pirates and played professionally in the Western Carolina League where he would become an Eastern League All-Star

major

Finance

career highs

points

26 at Western Caro. 2/25/23

rebounds

12 vs. The Citadel 2/2/23

assists

4 vs. Iona 12/1/25

steals

3 vs. Missouri State 12/29/25

blocks

2, twice

field goals

10 at Western Caro. 2/25/23

field goal attempts

24 at Western Caro. 2/25/23

3pt field goals

6 vs. UNCG 11/25/25

3pt field goal attempts

16 at Western Caro. 2/25/23

free throws

5 vs. NMSU 1/17/26

free throw attempts

6, three times

minutes

41 at LA Tech 1/10/26

season highs

points

25 vs. NMSU 1/17/26

rebounds

11 vs. Iona 12/1/25

assists

4 vs. Iona 12/1/25

steals

3 vs. Missouri State 12/29/25

blocks

1, five times

field goals

9 vs. UNCG 11/25/25

field goal attempts

18 vs. Jax State 1/2/26

3pt field goals

6 vs. UNCG 11/25/25

3pt field goal attempts

8 vs. Jax State 1/2/26

free throws

5 vs. NMSU 1/17/26

free throw attempts

6 vs. Saint Peter's 11/18/25

minutes

41 at LA Tech 1/10/26



JAMEEL BROWN

#55

senior | guard | 6-4 | 200 | philadelphia, pa. | the haverford school | penn state / temple

GAME-BY-GAME

OPPONENT	GS	MIN	FG	3PT	FT	OR-DR	REB	PF	AST	TO	BLK	STL	PTS
at Bucknell	*	30	6-12	4-6	3-6	1-4	5	2	1	3	0	2	19
Wilmington	*	25	0-6	0-4	3-3	0-2	2	0	0	4	0	1	3
at BYU	*	31	3-12	2-7	3-3	0-2	2	3	1	0	0	3	11
Saint Peter's	*	7	2-2	2-2	0-0	0-2	2	1	1	0	0	1	6
vs. Southern Illinois													DNP - Injury
vs. UNCG													DNP - Injury
Iona													DNP - Injury
at Delaware State													DNP - Injury
at George Washington													DNP - Injury
Cal. State - Northridge													DNP - Injury
Rider													DNP - Injury
Missouri State													DNP - Injury
Jacksonville State													DNP - Injury
Kennesaw State													DNP - Injury
at Sam Houston													DNP - Injury
at LA Tech													DNP - Injury
UTEP													DNP - Injury
New Mexico State													DNP - Injury
at Liberty													DNP - Injury
at New Mexico State													DNP - Injury
at UTEP													DNP - Injury
Liberty													DNP - Injury
Middle Tennessee													DNP - Injury
at FIU													DNP - Injury
at Missouri State													DNP - Injury
WKU													DNP - Injury
at Middle Tennessee													DNP - Injury
at Jacksonville State													DNP - Injury
at Kennesaw State													DNP - Injury
Sam Houston													DNP - Injury
LA Tech													DNP - Injury

CAREER STATS

		Field Goals		3-Point		F-Throws		Rebounds		Scoring	
SEASON	TEAM	GP-GS	MIN/AVG	FG-FGA	FG%	3FG-3FGA	3FG%	FT-FTA	FT%	OFF DEF TOT AVG	PF-FO A TO BLK STL PTS AVG
2022-23	PSU	14-0	64/4.6	3-16	.188	2-14	.143	4-5	.800	0 14 14 1.0	5-0 3 2 1 2 12 0.9
2023-24	PSU	27-0	273/10.1	37-107	.346	29-91	.319	6-12	.500	3 17 20 0.7	20-0 8 14 1 15 109 4.0
2024-25	Temple	8-0	127/15.9	12-31	.387	10-27	.370	8-10	.800	2 13 15 1.9	9-0 5 3 1 8 42 5.3
2025-26	UD	4-4	94/23.4	11-32	.344	8-19	.421	9-12	.750	1 10 11 2.8	6-0 3 7 0 7 39 9.8
TOTAL FOR UD		4-4	94/23.4	11-32	.344	8-19	.421	9-12	.750	1 10 11 2.8	6-0 3 7 0 7 39 9.8
TOTAL		53-4	558/10.5	63-186	.339	49-151	.325	27-39	.692	6 54 60 1.1	40-0 19 26 3 32 202 3.8

2025-26 SEASON

- Transferred to Delaware from Temple
- Started first four games this season
- Missed last 16 games due to injury
- Recorded 19 points and five rebounds in first collegiate start at Bucknell
- Posted second double-digit scoring game at No. 7 BYU with 11 points
- Shot 2-2 from three against Saint Peter's

2024-25 SEASON AT TEMPLE

- Played in eight games
- Averaged 5.3 points, 1.9 rebounds, and 1.0 steals
- Opened the season with back-to-back 11-point, two-assist performances against Sacred Heart and Monmouth
- Committed just three turnovers in 127 total minutes.

2023-24 SEASON AT PENN STATE

- Appeared in 27 games
- Averaged 4.0 points, while totaling 20 rebounds and 15 steals
- Scored in double figures four times
- Posted a career-high 20 points on 7-of-9 shooting in the season opener vs. Delaware State.

2022-23 SEASON AT PENN STATE

- Played in 14 games
- Recorded 12 points and 14 rebounds
- Scored a season-best five points vs. Canisius
- Made a 3-pointer in his collegiate debut against Winthrop

BIO

Graduated from Westtown School in 2022... Finalist for Pennsylvania Mr. Basketball, First Team All-State and team co-MVP after averaging 15 points, six rebounds and four assists, and knocking down 65 3-pointers during senior season... Scored 31 points in the PAISAA semifinals, and helped guide Westtown to the PAISAA State Championship title... Spent first three seasons at The Haverford School... Guided his team to a 28-0 record, capped off by Inter-AC and PAISAA Championships as a freshman... First Team All-State as a junior... No. 6 all-time ranked signee in the history of Penn State basketball according to the 247 Sports Composite Ranking... chose the Nittany Lions over other notable offers from Auburn, Marquette, and Purdue, among others... Ranked as an ESPN 4-star prospect and the No. 24 shooting guard in the country... Son of Aquanda Johnson and Ali Brown... Born in Philadelphia, Pa... Has two brothers, Jameel and Muneer, and one sister, Shahadah.

major

Sociology

career highs

points

20 vs. Delaware State 11/6/23

rebounds

6 vs. Florida State 11/22/24

assists

2, four times

steals

4 vs. Florida State 11/22/24

blocks

1, three times

field goals

7 vs. Delaware State 11/6/23

field goal attempts

12, twice

3pt field goals

6 vs. Delaware State 11/6/23

3pt field goal attempts

8, twice

free throws

3, three times

free throw attempts

6 at Bucknell 11/2/25

minutes

30 at Bucknell 11/3/25

season highs

points

19 at Bucknell 11/3/25

rebounds

5 at Bucknell 11/3/25

assists

1, three times

steals

3 at BYU 11/11/25

blocks

field goals

6 at Bucknell 11/3/25

field goal attempts

12, twice

3pt field goals

4 at Bucknell 11/3/25

3pt field goal attempts

7 at BYU 11/11/25

free throws

3, three times

free throw attempts

6 at Bucknell 11/3/25

minutes

30 at Bucknell 11/3/25

delaware

HIGHS AND LOWS

GAME HIGHS

	2025-26	INGELSBY ERA
Points	81 vs. Saint Peter's, 11/18/25	101 vs. Goldey-Beacom, 11/8/23
1H Points	49 vs. Saint Peter's, 11/18/25	56 at Drexel, 3/22/18
2H Points	46 vs. UNCG, 11/25/25	64 vs. Charleston 2/24/22
FG Made	28, (3x) Last: vs. Iona, 12/1/25	43 vs. Goldey-Beacom, 11/8/23
FG Attempts	64 at Bucknell, 11/3/25	74 vs. Goldey-Beacom, 11/8/23
FG Percentage	.538 vs. Saint Peter's, 11/18/25	.655 vs. Campbell (36-55), 2/15/25
3FG Made	13 vs. UNCG, 11/25/25	17 vs. Delaware State, 12/3/24
3FG Attempts	32 (2x) Last: at Sam Houston, 1/8/26	38, (2x) Last: vs. Misericordia, 12/17/24
3FG Percentage	.524 vs. Saint Peter's, 11/18/25	.652 at Columbia (15-23), 12/2/21
FT Made	16 vs. Rider, 12/16/25	29 vs. La Salle, 11/2/21
FT Attempts	21 vs. UTEP, 1/15/26	39 at Elon, 2/17/22
FT Percentage	1.00 (2x) Last: at New Mexico State (15-15), 1/28/26	1.00 (8x) Last: at New Mexico State (15-15), 1/28/26
Rebounds	43 vs. Wilmington, 11/7/25	58 vs. Chestnut Hill, 12/10/24
Assists	18 vs. Saint Peter's, 11/18/25	27 vs. Campbell, 2/15/25
Steals	10 at Bucknell, 11/3/25	13 (2x) Last: vs. Charleston, 2/24/22
Blocks	8 vs. Kennesaw State, 1/4/26	12 vs. Wilmington, 11/7/22
Turnovers	19 vs. Southern Illinois, 11/23/25	23 at Saint Peter's, 11/10/18

GAME LOWS

	2025-26	INGELSBY ERA
Points	43 vs. Missouri State, 12/29/25	43 vs. Missouri State, 12/29/25
1H Points	17 vs. Missouri State, 12/29/25	17 vs. Missouri State, 12/29/25
2H Points	23 at Liberty, 1/24/26	19 at Towson, 1/27/22
FG Made	13 vs. Missouri State, 12/29/25	13 vs. Missouri State, 12/29/25
FG Attempts	41 at Liberty, 1/24/26	40 (2x) Last: vs. Fordham, 11/24/21
FG Percentage	.302 vs. Missouri State, 12/29/25	.262 at Hofstra (16-61), 12/28/18
3FG Made	3 vs. Wilmington, 11/7/25	1 (2x) Last: vs. Northeastern, 3/4/18
3FG Attempts	15 vs. Kennesaw State, 1/4/26	10 vs. Siena, 12/11/22
3FG Percentage	.125 vs. Wilmington (3-24), 11/7/25	.071 vs. Northeastern (1-14), 3/4/18
FT Made	3 vs. Iona, 12/1/25	2 at Delaware State, 12/2/21
FT Attempts	6 vs. Jax State, 1/2/26	3 vs. Cornell, 12/1/22
FT Percentage	.375 vs. Iona, 12/1/25	.333 (3x) Last: vs. Northeastern (2-6), 2/10/22
Rebounds	24 vs. New Mexico State, 1/17/26	17 (2x) Last: vs. Campbell, 2/15/25
Assists	6 at Liberty, 1/24/26	4 at UNCG, 11/20/17
Steals	1 (2x) Last: vs. New Mexico State, 1/17/26	0 (5x) Last: vs. Ohio, 12/2/23
Blocks	0 (2x) Last: vs. Iona, 12/1/25	0 (16x) Last: vs. Iona, 12/1/25
Turnovers	5 at BYU, 11/11/25	2 vs. Towson, 1/19/19

PLAYER HIGHS UNDER INGELSBY

Points	Jameer Nelson Jr., 2/18/23 vs. UNCW (39)
Rebounds	Dylan Painter, (2x) Last: 11/21/21 at UNCW (19)
Assists	Christian Bliss, 11/25/25 vs. UNCG (11)
	Jalun Trent, 12/30/23 vs. Princeton (11)
Steals	Jameer Nelson Jr., 2/24/22 vs. Charleston (8)
Blocks	Dylan Painter, 1/20/22 vs. William & Mary (6)
FG Made	Justyn Mutts, 1/23/20 at Hofstra (14)
FG Attempts	Ryan Allen, 2/3/18 at Elon (25)
3FG Made	John Camden, 12/29/24 at St. John's (9)
	Ithiel Horton, 1/10/19 at UNCW (9)
3FG Attempts	Ryan Allen, 2/14/19 at Towson (15)
FT Made	Anthony Mosley, 12/17/16 at Seton Hall (13)
FT Attempts	Jameer Nelson, 12/7/22 vs. Delaware State (16)

opponent

HIGHS AND LOWS

GAME HIGHS

	2025-26	INGELSBY ERA
Points	97 vs. New Mexico State, 1/17/26	108 at UNCW, 2/4/17
1H Points	49 vs. New Mexico State, 1/17/26	58 at Northeastern, 1/5/17
2H Points	51 at BYU, 11/11/25	58 vs. Campbell, 2/15/25
FG Made	36 vs. New Mexico State, 1/17/26	39 (2x) Last: at St. John's, 12/28/24
FG Attempts	66 (2x) Last: at BYU, 11/11/25	76 (2x) Last: vs. Goldey-Beacom, 11/8/23
FG Percentage	.585 vs. Iona (31-53), 12/1/25	.692 at UNCW (36-52), 2/4/17
3FG Made	14 vs. New Mexico State, 1/17/26	21 (2x) at UNCW, 2/4/17
3FG Attempts	35 vs. Kennesaw State, 1/4/26	41 vs. Salem, 12/5/20
3FG Percentage	.500 vs. New Mexico State, 1/17/26	.727 at Towson (16-22), 2/16/23
FT Made	20 vs. Southern Illinois, 11/23/25	26 (2x) Last: at Monmouth, 2/1/25
FT Attempts	30 at LA Tech, 1/10/26	36 at Elon, 2/25/17
FT Percentage	1.00 (3x) Last: vs. New Mexico State, 1/17/26	1.00 (5x) Last: vs. Saint Peter's (6-6), 11/18/25
Rebounds	46 at BYU, 11/11/25	58 at Iona, 11/12/24
Assists	21 (2x) Last: at Liberty, 1/24/26	29 vs. Northeastern, 1/5/17
Steals	12 at Delaware State, 12/6/25	13 (4x) Last: at Elon, 2/16/24
Blocks	7 at George Washington, 12/10/25	11 (2x) Last: at Monmouth, 2/1/25
Turnovers	17 at Delaware State, 12/6/25	24 vs. Charleston, 2/24/22

GAME LOWS

	2025-26	INGELSBY ERA
Points	52 vs. Kennesaw State, 1/4/26	40 vs. Wilmington, 11/18/18
1H Points	22 vs. Kennesaw State, 1/4/26	15 at Bradley, 11/13/16
2H Points	29 at George Washington, 12/10/25	20 vs. Wilmington, 11/18/18
FG Made	16 vs. UNCG, 11/25/25	15 vs. Hampton (N), 3/9/24
FG Attempts	44 vs. Jax State, 1/2/26	45 (4x) Last: at Elon, 2/25/17
FG Percentage	.283 vs. Kennesaw State, 1/4/26	.257 vs. Chestnut Hill (19-75), 12/10/24
3FG Made	3 vs. Southern Illinois, 11/23/25	1 vs. Delaware State, 12/2/16
3FG Attempts	15 vs. Southern Illinois, 11/23/25	8 at Monmouth, 2/2/23
3FG Percentage	.160 vs. Rider, 12/16/25	.067 vs. Delaware State, 12/2/16
FT Made	6 (3x) Last: at New Mexico State, 1/28/26	1 at Towson, 2/16/23
FT Attempts	6 vs. Saint Peter's, 11/18/25	2 vs. Lafayette, 12/8/21
FT Percentage	.615 at Liberty, 1/24/26	.200 at Towson (1-5), 2/16/23
Rebounds	26 vs. Saint Peter's, 11/18/25	18 vs. Appalachian State (N), 11/22/21
Assists	7 vs. UNCG, 11/25/25	3 vs. Drexel (N), 3/6/22
Steals	4 (3x) Last: vs. UTEP, 1/15/26	0 Towson, 1/19/19
Blocks	0 vs. Rider, 12/16/25	0 (21x) Last: at NC A&T, 2/17/24
Turnovers	4 (2x) Last: vs. New Mexico State, 1/17/26	3 at Ohio, 12/2/23.

DELAWARE INDIVIDUAL SINGLE GAME RECORDS

Points	Liston Houston, 2/19/1910 vs. Lebanon Valley (52)
Rebounds	Jack Waddington, 1/4/56 vs. Rutgers (31)
Assists	John Staudenmayer, 2/6/82 vs. Lehigh (17)
Steals	Jameer Nelson Jr., 2/24/22 vs. Charleston (8)
	Taurence Chisholm, 1/16/85 vs. Bucknell (8)
Blocks	Ndongo Ndiaye, 12/2/99 vs. Colgate (9)
FG Made	Liston Houston, 2/19/1910 vs. Lebanon Valley (25)
FG Attempts	Nate Cloud, 2/18/61 vs. Muhlenberg (35)
3FT Made	John Camden, 12/29/24 at St. John's (9)
	Ithiel Horton, 1/10/19 at UNCW (9)
3FG Attempts	Ryan Allen, 2/14/19 at Towson (15)
FT Made	Jawan Carter, 11/21/09 vs. Penn (19)
	Jarvis Threatt, 1/5/13 at Old Dominion (19)
FT Attempts	Jawan Carter, 11/21/09 vs. Penn (26)

delaware

STARTERS BY GAME

OPPONENT	G	G	G/F	F	F/C	LINEUP RECORD	RECORD
at Bucknell	Bliss	Reilly	Brown	M. Emory	Houser	0-1	0-1
Wilmington	Bliss	Kazanecki	Brown	M. Emory	Houser	0-1	0-2
at BYU	Bliss	Taylor	Brown	M. Emory	Houser	0-1	0-3
Saint Peter's	Bliss	Fernandez	Brown	M. Emory	Houser	1-0	1-3
vs. Southern Illinois	Bliss	Fernandez	Ellison	M. Emory	Houser	0-1	1-4
vs. UNCG	Bliss	Fernandez	Kazanecki	M. Emory	Houser	1-0	2-4
Iona	Bliss	Fernandez	Kazanecki	M. Emory	Houser	1-1	2-5
at Delaware State	Bliss	Fernandez	M. Emory	Kebe	Houser	0-1	2-6
at George Washington	Bliss	Fernandez	M. Emory	Kebe	Houser	1-1	3-6
CSUN	Bliss	Fernandez	M. Emory	Kebe	Houser	1-2	3-7
Rider	Bliss	Fernandez	M. Emory	Kebe	Houser	2-2	4-7
Missouri State	Bliss	Fernandez	M. Emory	Kebe	Houser	2-3	4-8
Jacksonville State	Bliss	Fernandez	M. Emory	Taylor	Houser	0-1	4-9
Kennesaw State	Bliss	Fernandez	M. Emory	Taylor	Houser	1-1	5-9
at Sam Houston	Bliss	Fernandez	M. Emory	Taylor	Houser	1-2	5-10
at LA Tech	Bliss	Fernandez	M. Emory	Taylor	Houser	1-3	5-11
UTEP	Bliss	Fernandez	M. Emory	Taylor	Houser	1-4	5-12
New Mexico State	Bliss	Fernandez	M. Emory	Taylor	Houser	1-5	5-13
at Liberty	Bliss	Fernandez	M. Emory	Taylor	Houser	1-6	5-14
at New Mexico State	Bliss	Fernandez	M. Emory	Taylor	Houser	2-6	6-14
at UTEP							
Liberty							
Middle Tennessee							
at FIU							
at Missouri State							
WKU							
at Middle Tennessee							
at Jacksonville State							
at Kennesaw State							
Sam Houston							
LA Tech							

***BOLD** indicates first time using lineup | ***BOLD** indicates lineup change

CAREER GAMES/STARTS

	GP	GS	Cons. GS
Reilly	95	63	-
Fernandez	74	34	17
M. Emory	54	25	20
Brown	53	4	-
H. Emory	52	1	-
Houser	52	45	20
Njoku	36	-	-
Bliss	20	20	20
Baffone	13	-	-
Kazanecki	20	3	-
Taylor	20	9	8
Ellison	7	1	-
Kebe	13	5	-
McFadden	7	-	-

RECORD BY STARTS

	CAREER	25-26
Bliss	6-14	6-14
Brown	1-3	1-3
Ellison	0-1	0-1
H. Emory	0-1	0-0
M. Emory	8-17	6-14
Fernandez	16-18	6-11
Houser	12-34	6-14
Kazanecki	1-2	1-2
Reilly	34-32	0-1
Taylor	2-7	2-7
Kebe	2-3	4-3

Bold indicates last game's starters

delaware/opponent

SCORING BREAKDOWN

----LEAD TRENDS-----			-----POINTS BREAK-DOWN-----								-----BY CLASS-----				
OPPONENT	CHANGES	TIES	LARGEST	PAINT	2ND CH	FAST BRK	OFF TO	FT	STARTER	BENCH	FR.	SO.	JR.	SR.	GR.
at Bucknell	1	1	5/16	30/30	19/13	8/8	16/13	11/12	63/62	7/16	7	13	16	34	0
Wilmington	4	7	6/14	34/40	11/14	8/20	5/19	15/16	45/63	17/8	24	11	13	14	0
at BYU	1	2	13/23	24/36	6/23	2/11	8/10	7/13	64/81	4/4	9	18	18	23	0
Saint Peter's	0	0	14/0	26/22	4/7	9/19	8/13	14/6	73/40	8/30	8	17	15	41	0
vs. Southern Illinois	0	1	0/23	24/40	6/14	3/14	13/24	5/20	40/47	19/32	25	9	7	17	0
vs. UNCG	2	4	14/12	30/8	2/5	3/11	11/8	4/18	73/47	0/13	2	18	17	36	0
Iona	8	6	4/25	40/34	8/1	2/14	6/22	3/15	55/59	11/30	12	18	13	23	0
at Delaware State	8	10	7/11	30/34	6/7	7/22	16/25	13/15	63/71	9/4	7	12	16	35	2
at George Washington	0	1	13/0	22/20	6/7	9/10	12/15	11/14	63/39	7/19	7	13	12	38	0
CSUN	0	0	0/35	18/36	5/9	4/13	4/17	14/11	55/73	11/15	9	8	21	28	0
Rider	1	4	12/2	30/26	4/16	6/6	9/6	16/9	50/44	15/13	12	17	10	26	0
Missouri State	0	1	0/24	10/24	7/4	2/15	2/11	14/11	33/54	10/7	10	12	7	12	2
Jacksonville State	9	5	2/11	24/28	2/9	6/7	10/8	5/18	64/48	0/19	3	0	27	34	0
Kennesaw State	3	1	15/5	38/14	4/8	2/7	8/9	10/11	60/38	7/13	8	7	19	29	0
at Sam Houston	0	0	0/15	20/30	5/12	3/12	0/12	8/16	57/59	3/13	7	5	18	30	0
at LA Tech	3	4	12/2	22/34	9/12	0/13	9/9	11/19	65/47	3/23	14	10	14	30	0
UTEP	6	8	10/3	24/34	15/8	0/7	4/7	15/6	66/70	3/0	5	21	10	33	0
New Mexico State	0	0	0/29	20/34	8/18	2/2	5/10	13/11	66/56	2/41	5	5	19	39	0
at Liberty	1	1	4/21	24/26	2/2	5/4	7/11	7/8	48/56	3/11	7	5	17	22	0
at New Mexico State	13	8	15/2	30/18	2/7	7/3	11/5	15/6	63/37	10/27	8	11	23	31	0
at UTEP															
Liberty															
Middle Tennessee															
at FIU															
at Missouri State															
WKU															
at Middle Tennessee															
at Jacksonville State															
at Kennesaw State															
Sam Houston															
LA Tech															

delaware

STAT LEADERS BY GAME

OPPONENT	PTS	AST	REB	FGM	3PM	BLK	STL
at Bucknell	Brown (19)	Bliss (6)	M. Emory (10)	Brown, Bliss (6)	Brown (4)	H. Emory (3)	four (2)
Wilmington	Bliss (13)	Bliss (8)	M. Emory (14)	M. Emory, Houser (5)	Bliss (2)	Kazanecki (2)	four (1)
at BYU	Bliss, M. Emory (18)	Bliss (5)	M. Emory (7)	M. Emory, Bliss (7)	Bliss (4)	M. Emory, Taylor (1)	Brown (3)
Saint Peter's	Fernandez (18)	Bliss, Fernandez (5)	M. Emory (11)	M. Emory, Houser, Fernandez (6)	four (2)	M. Emory (2)	Fernandez (3)
vs. Southern Illinois	Kazanecki (17)	Bliss (7)	Fernandez (8)	Kazanecki (6)	Kazanecki (4)	n/a	M. Emory, Bliss (2)
vs. UNCG	Houser (24)	Bliss (11)	Houser (10)	Houser (9)	Houser (6)	Houser, Fernandez (1)	Bliss (3)
Iona	M. Emory (18)	Fernandez (6)	Houser (11)	M. Emory (8)	Bliss (3)	n/a	Bliss (3)
at Delaware State	Fernandez (23)	M. Emory (6)	Bliss (8)	Fernandez (8)	Fernandez (5)	four (1)	Kazanecki (2)
at George Washington	Fernandez (27)	Bliss (8)	Bliss (9)	Fernandez (11)	Fernandez (5)	seven (1)	Bliss (2)
CSUN	Bliss (21)	Bliss (5)	Houser (7)	Fernandez (7)	Bliss (5)	H. Emory (2)	M. Emory (3)
Rider	M. Emory (17)	Bliss (7)	M. Emory, Bliss (9)	Fernandez (5)	Fernandez, Kazanecki (2)	five (1)	Bliss (2)
Missouri State	M. Emory (12)	Bliss (3)	M. Emory (11)	M. Emory (4)	M. Emory (2)	Kazanecki (1)	Bliss, Houser (3)
Jacksonville State	Bliss (27)	Bliss (6)	Houser, M. Emory, Fernandez (6)	Bliss (9)	Bliss (5)	two (2)	Bliss, Fernandez (2)
Kennesaw State	Bliss, Houser (19)	Bliss (7)	M. Emory (9)	Houser (7)	Houser (3)	Taylor, F. Emory (2)	M. Emory (3)
at Sam Houston	Bliss (18)	Bliss (7)	Houser (7)	Houser (6)	Bliss (4)	Fernandez (2)	Bliss (2)
at LA Tech	Fernandez (18)	Bliss (9)	Taylor, M. Emory (7)	Fernandez (7)	Fernandez (4)	Houser/M. Emory (1)	Bliss (3)
UTEP	M. Emory (21)	Bliss (6)	Bliss, M. Emory (7)	M. Emory (7)	M. Emory (4)	Kebe (1)	Bliss (1)
New Mexico State	Houser (25)	Bliss (5)	M. Emory (6)	Houser (8)	Houser (4)	Kazanecki (1)	Bliss (1)
at Liberty	Bliss (17)	Houser (2)	Bliss (6)	Fernandez (6)	Bliss, Fernandez (2)	M. Emory, Taylor (1)	M. Emory (2)
Middle Tennessee	Bliss (23)	Bliss, Fernandez (4)	Bliss (6)	Bliss (8)	four (2)	Kazanecki (2)	M. Emory (3)
at FIU							
at Missouri State							
WKU							
at Middle Tennessee							
at Jacksonville State							
at Kennesaw State							
Sam Houston							
LA Tech							

2025-26

MISCELLANEOUS STATS

GAMES AS LEADING SCORER

Christian Bliss	8
Macon Emory	5
Justyn Fernandez	4
Tyler Houser	3
Jameel Brown	1
Alex Kazanecki	1

GAMES LEADING IN ASSISTS

Christian Bliss	16
Justyn Fernandez	3
Macon Emory	1
Tyler Houser	1

GAMES AS LEADING REBOUNDER

Macon Emory	11
Christian Bliss	6
Tyler Houser	5
Justyn Fernandez	2
Jayden Taylor	1

DOUBLE-FIGURE SCORING GAMES

Christian Bliss	18
Justyn Fernandez	15
Tyler Houser	14
Macon Emory	13
Jameel Brown	2
Mason Ellison	1
Alex Kazanecki	1
Jayden Taylor	1

FIRST OFF THE BENCH

Alex Kazanecki	13
Houston Emory	9
Mason Ellison	5
Bouna Kebe	3
Nnanna Njoku	2

DUNKS

Macon Emory	12
Jayden Taylor	5
Justyn Fernandez	3
Mason Ellison	1
Alex Kazanecki	1
Bouna Kebe	1
Houston Emory	1

SHOT CLOCK VIOLATIONS FORCED

vs. Wilmington	2
vs. Rider	2
vs. Missouri State	2
vs. Jax State	2
vs. Iona	1
at Delaware State	1

OPENING TIPS CONTROLLED

Macon Emory	5
Jayden Taylor	4

THREE-POINT PLAYS

Christian Bliss	4
Macon Emory	1
Mason Ellison	1
Tyler Houser	1
Jayden Taylor	1

FOUR-POINT PLAYS

Christian Bliss	1
-----------------	---

LARGEST LEAD

67-52 (15) vs. Kennesaw State
25-10 (15) at New Mexico State

LARGEST DEFICIT

77-42 (35) vs. CSUN

LARGEST HALFTIME LEAD

49-26 (23) vs. Saint Peter's

LARGEST HALFTIME DEFICIT

48-28 (20) vs. CSUN

10+ POINT SCORING RUNS

14-0 vs. Saint Peter's
13-0 vs. Kennesaw State
12-0 at Delaware State
12-0 vs. Rider
11-0 at Bucknell
11-0 vs. Jax State
10-0 at BYU
10-0 vs. CSUN

LONGEST SCORING RUN

14-0 vs. Saint Peter's

LONGEST SCORING RUN ALLOWED

14-0 at Bucknell
14-0 vs. UNCG
14-0 at Delaware State

LARGEST WIN

67-52 (15) vs. Kennesaw State

LARGEST DEFEAT

97-68 (29) vs. New Mexico State

LARGEST HOME CROWD

2,560 vs. New Mexico State

LARGEST ROAD CROWD

18,299 at BYU

LARGEST NEUTRAL CROWD

346 vs. Southern Illinois

LAST TIME A BLUE HEN

Scored 25 Points	Tyler Houser, 1/17/26 vs. New Mexico State (25)
Scored 30 Points	John Camden, 3/9/25 vs. William & Mary (36)
Scored 40 Points	Davon Usher, 2/5/14 vs. Charleston (42)
Scored 50 Points	Liston Houston, 2/19/1910 vs. Lebanon Valley (52)
Two Players Scored 20 Points	Izaiah Pasha (21) & Niels Lane (20) - 3/11/25 vs. UNCW
Three Players Scored 20 Points	Jyáre Davis (22), Niels Lane (22), Gerald Drumgoole Jr. (21) - 1/25/24 vs. NC A&T
Five or More Players Scored 10 Points	Justyn Fernandez (18), Christian Bliss (14), Tyler Houser (12), Jayden Taylor (11), Macon Emory (10) - 1/10/26 at LA Tech
Had 15 Rebounds	Jyáre Davis, 3/2/24 at Stony Brook (16)
Had 20 Rebounds	Jamelle Hagins, 11/28/12 at Lafayette (23)
Had 10 Offensive Rebounds	Macon Emory, 11/7/25 vs. Wilmington (11)
Had 10 Defensive Rebounds	Trent Middleton Jr., 2/8/25 vs. William & Mary (10)
Two Players Had 10 Rebounds	Christian Ray (12) & Jyáre Davis (11) - 2/15/24 at Elon
Had a Double-Double in Points and Assists	Christian Bliss, 11/25/25 vs. UNCG (17 pts, 11 ast)
Had a Double-Double in Points and Rebounds	Macon Emory, 12/29/25 vs. Missouri State (12 pts, 11 rbs)
Had Back-to-Back Double-Doubles	Tyler Houser, 11/25-11/1/25 vs. UNCG & Iona
Had Three or More Consecutive Double-Doubles	Jyáre Davis, 2/3-2/15/24 (four games)
Had a Triple-Double (Two all-time)	Ryan Iversen, 12/1/02 vs. LIU (12 pts, 17 reb, 11 ast)
Two Players Had Double-Doubles	Christian Bliss (17 pts, 11 asts) & Tyler Houser (24 pts, 10 rbs) - 11/25/25 vs. UNCG
Had Two Consecutive 30-Point Games	Jameer Nelson Jr., 2/18/23 & 2/23/23 (39, 30)
Made 10 Field Goals	Justyn Fernandez, 12/10/25 at George Washington (11)
Attempted 25 Field Goals	Ryan Allen, 2/3/18 at Elon (25)
Shot .750 From the Field (min. 10 att.)	Christian Bliss, 1/28/26 at New Mexico State (.800, 8-10)
Made 15 Free Throws	Kory Holden, 1/30/16 at Towson (15)
Shot 1.000 From the Line (min. 10 att.)	Jyáre Davis, 1/18/24 vs. Stony Brook (12-12)
Made 7 Three-Pointers	John Camden, 12/28/24 at St. John's (9)
Attempted 15 Three-Pointers	Ryan Allen, 2/15/19 at Towson (15)
Shot .750 From 3-Point Range (min. 5 att.)	Tyler Houser, 11/25/25 vs. UNCG (1.00, 6-6)
Had 10 Assists	Christian Bliss, 11/25/25 vs. UNCG (11)
Had 15 Assists	Mike Slattery, 2/1/03 vs. William & Mary (15)
Had Five Steals	Cavan Reilly, 2/13/25 at Towson (6)
Led the Team in Points, Rebounds, and Assists	Christian Bliss, 1/28/26 at New Mexico State (23 points, 6 rebounds, 4 assists)
Hit a Last Second Shot to Win a Game	Kevin Anderson, 1/23/20 vs. Hofstra (Layup, 0.3 seconds)

LAST TIME THE TEAM

SCORING

Won By 30+ Points	3/9/24 vs. Hampton (80-50, 30)
Won By 40+ Points	11/5/19 vs. Bridgewater (97-51, 46)
Scored 100 Points	3/9/25 vs. William & Mary (100-78)
Scored Under 50 Points	12/29/25 vs. Missouri State (61-43)
Scored Under 40 Points	1/16/07 at VCU (60-39)
Scored 50 Points in a Half	2/27/25 at Charleston (50, 2H)
Scored 60 Points in a Half	2/24/22 vs. Charleston (64, 2H)
Scored Under 20 Points in a Half	12/29/25 vs. Missouri State (17, 1H)
Allowed 100+ points	3/9/24 at Charleston (77-102)
Made 40 Field Goals	11/8/23 vs. Goldey-Beacom (43)
Made Less Than 15 Field Goals	12/29/25 vs. Missouri State (13)
Attempted 80 Field Goals	12/21/12 vs. Penn (81)
Attempted Less Than 40 Field Goals	2/11/16 vs. Drexel (38)
Shot .500 FG%	1/28/26 at New Mexico State (.532, 25-47)
Shot .500 3FG%	11/25/25 vs. UNCG (.520, 12-25)
Made 30 Free Throws	1/30/16 at Towson (36)
Attempted 40 Free Throws	1/30/16 at Towson (45)
Attempted Less than 10 Free Throws	1/2/26 vs. Jax State (5-6)
Shot .900 From the Line (min. 10 att.)	1/28/26 at NMSU (1.00, 15-15)
Made 10-14 Threes	1/16/26 vs. UTEP (10)
Made 15+ Threes	12/17/24 vs. Misericordia (15)
Made No Threes	2/2/13 vs. UNCW (0-11)
Attempted 25 Threes	1/8/26 at Sam Houston (32)
Attempted Less Than 10 Threes	12/16/22 at Princeton (8)

REBOUNDING

Had a +20 Rebound Margin	12/10/24 vs. Chestnut Hill (58-36, +22)
Had 50 Rebounds	12/10/24 vs. Chestnut Hill (58)
Had Less Than 25 Rebounds	2/20/25 vs. Drexel (24)
Had 20 Offensive Rebounds	12/31/12 vs. Rider (22)
Had 40 Defensive Rebounds	12/10/24 vs. Chestnut Hill (44)

OT GAMES

Last OT Game	1/10/26 at LA Tech (L, 70-68 OT)
Last OT Win (Home)	1/17/21 vs. La Salle (W, 85-82 OT)
Last OT Win (Road)	1/17/22 at Northeastern (W, 82-76 OT)

MISCELLANEOUS

Had 25 Turnovers	12/19/07 at Vermont (28)
Had Less Than 5 Turnovers	12/20/23 vs. Rider (4)
Had 10 Blocks	11/7/22 vs. Wilmington (12)
Had No Blocks	12/1/25 vs. Iona
Had 15 Steals	12/1/05 at UMBC (17)
Had No Steals	12/2/23 at Ohio
Had 25 Assists	2/15/25 vs. Campbell (27)
Had Less Than 5 Assists	1/20/17 at UNCG (4)

2025-26

NCAA TEAM RANKINGS

Statistic	National Rank	Conference Rank	Value	National Leader	Value	Conference Leader	Value
Assist/Turnover Ratio (361 ranked)	277	10	1.05	Northwestern	2.18	Liberty	2.04
Assists Per Game (361 ranked)	282	9	12.7	Cornell	22.1	Liberty	17.4
Bench Points per game (361 ranked)	361	12	7.55	Tarleton St.	44.19	Western Ky.	32.62
Blocks Per Game (361 ranked)	174	7	3.4	Georgia	7.2	Kennesaw St.	5.8
Effective FG pct (361 ranked)	166	4	0.523	Miami (OH)	0.632	Liberty	0.623
Fastbreak Points (361 ranked)	360	12	4.40	Georgia	22.57	Sam Houston	15.38
Field Goal Percentage (361 ranked)	240	7	44.3	Miami (OH)	53.7	Liberty	52.6
Field Goal Percentage Defense (361 ranked)	114	7	42.6	Saint Louis	35.8	Louisiana Tech	37.8
Fouls Per Game (361 ranked)	10	2	14.2	South Alabama	11.5	Liberty	13.7
Free Throw Attempts Per Game (361 ranked)	359	12	14.3	Auburn	28.8	Kennesaw St.	27.5
Free Throw Percentage (361 ranked)	154	2	73.0	Saint Mary's (CA)	81.0	Western Ky.	74.1
Free Throws Made Per Game (361 ranked)	355	12	10.4	Auburn	21.3	Kennesaw St.	19.1
Rebound Margin (361 ranked)	321	12	-3.4	Florida	15.7	Kennesaw St.	7.7
Rebounds (Defensive) Per Game (361 ranked)	171	9	24.95	Saint Louis	31.62	Kennesaw St.	28.38
Rebounds (Offensive) Per Game (361 ranked)	359	11	6.65	Florida	16.71	Kennesaw St.	15.48
Rebounds Per Game (361 ranked)	336	11	31.60	Florida	46.10	Kennesaw St.	43.86
Scoring Defense (361 ranked)	124	6	71.5	UNI	60.7	Louisiana Tech	61.2
Scoring Margin (361 ranked)	319	12	-5.8	Saint Louis	23.6	Liberty	12.4
Scoring Offense (361 ranked)	348	12	65.8	Miami (OH)	94.1	Kennesaw St.	87.0
Steals Per Game (361 ranked)	313	12	5.5	Tarleton St.	11.3	FIU	10.0
Three Point Attempts Per Game (361 ranked)	171	7	23.5	Alabama	35.7	Kennesaw St.	28.3
Three Point Percentage (361 ranked)	70	2	36.0	Yale	41.4	Liberty	41.0
Three Point Percentage Defense (361 ranked)	196	6	33.7	UT Arlington	25.2	Jacksonville St.	30.0
Three Pointers Per Game (361 ranked)	132	5	8.5	Cornell	13.9	Liberty	10.7
Turnover Margin (361 ranked)	341	12	-2.9	High Point	7.6	Liberty	3.2
Turnovers Forced Per Game (361 ranked)	352	12	9.25	Tarleton St.	18.90	FIU	15.76
Turnovers Per Game (361 ranked)	211	8	12.2	Northwestern	8.4	Liberty	8.5
Winning Percentage (361 ranked)	323	12	30.0	Arizona Miami (OH)	100.0 100.0	Liberty	85.7

2025-26 Men's Basketball Ranking Summary through games on 1/29/2026

2025-26

NCAA INDIVIDUAL RANKINGS

Statistic	Player	National Rank	Conference Rank	Value	National Leader	Value	Conference Leader	Value
Assist/Turnover Ratio (350 ranked)	Christian Bliss	200	10	1.95	Cayden Vasko, Wofford	5.87	Kaden Metheny, Liberty	3.47
Assists (350 ranked)	Christian Bliss	30	2	119	Braden Smith, Purdue	190	Zach Cleveland, Liberty	141
Assists Per Game (350 ranked)	Christian Bliss	32	2	6.0	Braden Smith, Purdue	9.0	Zach Cleveland, Liberty	7.1
Blocks (329 ranked)					Kyle Evans, UC Irvine	74	Braedan Lue, Kennesaw St.	32
Blocks Per Game (347 ranked)					Kyle Evans, UC Irvine	3.36	Braedan Lue, Kennesaw St.	1.52
Double Doubles (297 ranked)	Macon Emory Tyler Houser	118 297	2 18	4 2	Delrecco Gillespie, Kent St.	17	Zach Cleveland, Liberty	6
Field Goal Attempts (346 ranked)	Christian Bliss	255	6	240	Jordan Riley, East Carolina	379	Keith Palek III, Missouri St.	291
Field Goal Percentage (350 ranked)	Justyn Fernandez	264	10	44.8	Aidan Kehoe, Navy	72.3	Michael Osei-Bonsu, Missouri St.	59.8
Field Goals (347 ranked)					JT Toppin, Texas Tech	182	Brett Decker Jr., Liberty	131
Free Throw Attempts (347 ranked)					Brody Robinson, Oakland	192	Mostapha El Moutaouakkil, Jacksonville St.	168
Free Throw Percentage (350 ranked)	Christian Bliss	213	5	81.4	Kenny Noland, Columbia	95.3	Simeon Cottle, Kennesaw St.	87.6
Free Throws (350 ranked)	Christian Bliss	288	9	70	Keyshawn Hall, Auburn	155	Mostapha El Moutaouakkil, Jacksonville St.	111
Minutes Per Game (350 ranked)	Christian Bliss Macon Emory Justyn Fernandez Tyler Houser	1 13 20 178	1 2 3 8	39:07 36:08 35:56 32:34	Christian Bliss, Delaware	39:07	Christian Bliss, Delaware	39:07
Points (350 ranked)	Christian Bliss	293	8	312	PJ Haggerty, Kansas St.	483	Mostapha El Moutaouakkil, Jacksonville St.	379
Points Per Game (1495 ranked)	Christian Bliss Justyn Fernandez Tyler Houser Macon Emory	237 335 508 796	8 10 17 26	15.6 14.5 13.3 11.4	Nick Martinelli, Northwestern	24.0	Simeon Cottle, Kennesaw St.	20.2
Rebounds (341 ranked)	Macon Emory	200	10	139	Delrecco Gillespie, Kent St.	259	Frankquon Sherman, Kennesaw St.	182
Rebounds (Defensive) Per Game (349 ranked)	Macon Emory Christian Bliss Justyn Fernandez	86 165 296	6 11 14	5.45 4.80 4.24	Delrecco Gillespie, Kent St.	9.14	Zach Cleveland, Liberty	7.30
Rebounds (Offensive) Per Game (317 ranked)					Duke Brennan, Villanova	4.63	Frankquon Sherman, Kennesaw St.	3.38
Rebounds Per Game (348 ranked)	Macon Emory	172	10	7.0	Delrecco Gillespie, Kent St.	12.3	Frankquon Sherman, Kennesaw St.	8.7
Steals (316 ranked)	Christian Bliss	93	2	37	Jaquan Johnson, Bradley	68	Kashie Natt, Sam Houston	48
Steals Per Game (342 ranked)	Christian Bliss	90	2	1.85	Javontae Campbell, Bowling Green	3.19	Kashie Natt, Sam Houston	2.29
Three Point Attempts (341 ranked)	Christian Bliss	309	10	112	Kent Jackson, North Florida	206	AC Bryant, Jacksonville St.	161
Three Point Percentage (118 ranked)					Milan Momcilovic, Iowa St.	53.9	Brett Decker Jr., Liberty	50.7
Three Pointers Per Game (350 ranked)	Christian Bliss Justyn Fernandez	210 229	7 10	2.20 2.18	Jadin Booth, Samford	4.10	Brett Decker Jr., Liberty	3.57
Total 3-point FGM (336 ranked)	Christian Bliss	242	9	44	Milan Momcilovic, Iowa St.	83	Brett Decker Jr., Liberty	75
Triple Doubles (3 ranked)					Joshua Jefferson, Iowa St. B.J. Edwards, SMU	2 2		

2025-26 Men's Basketball Ranking Summary through games on 1/29/2026

2025-26

COMBINED TEAM STATISTICS

Game Records

Record	Overall	Home	Away	Neutral
ALL GAMES	6-14	3-7	2-6	1-1
CONFERENCE	2-7	1-4	1-3	0-0
NON-CONFERENCE	4-7	2-3	1-3	1-1

Score by Periods

Team	1st	2nd	OT	TOT
Delaware	621	682	12	1315
Opponents	649	764	17	1430

Team Box Score

No.	Player				Total		3-Point		F-Throw		Rebounds													
		GP-GS	MIN	AVG	FG-FGA	FG%	3FG-3FGA	3FG%	FT-FTA	FT%	OFF	DEF	TOT	AVG	PF	DQ	A	TO	BLK	STL	PTS	AVG		
00	BLISS, Christian	20-20	782:20	39.1	99-240	.413	44-112	.393	70-86	.814	14	96	110	5.5	45	1	119	61	3	37	312	15.6		
4	FERNANDEZ, Justyn	17-17	610:53	35.9	94-210	.448	37-89	.416	22-26	.846	5	72	77	4.5	36	1	42	55	10	13	247	14.5		
44	HOUSER, Tyler	20-20	651:23	32.6	98-200	.490	30-76	.395	39-50	.780	35	70	105	5.3	54	1	32	28	10	8	265	13.3		
5	EMORY, Macon	20-20	722:50	36.1	84-183	.459	26-86	.302	34-46	.739	30	109	139	7.0	53	1	27	34	14	24	228	11.4		
55	BROWN, Jameel	4-4	93:36	23.4	11-32	.344	8-19	.421	9-12	.750	1	10	11	2.8	6	0	3	7	0	7	39	9.8		
1	ELLISON, Mason	7-1	148:36	21.2	12-32	.375	2-12	.167	7-12	.583	0	9	9	1.3	21	0	6	9	0	5	33	4.7		
20	KAZANECKI, Alex	20-3	476:38	23.8	34-78	.436	18-52	.346	6-8	.750	4	31	35	1.8	17	0	11	12	9	5	92	4.6		
11	TAYLOR, Jayden	20-9	323:04	16.2	23-39	.590	3-9	.333	14-27	.519	18	36	54	2.7	25	0	5	9	8	3	63	3.2		
3	REILLY, Cavan	1-1	22:45	22.8	1-8	.125	0-5	.000	1-2	.500	0	1	1	1.0	0	0	1	2	0	1	3	3.0		
21	NJOKU, Nnanna	2-0	27:34	13.8	1-7	.143	0-1	.000	2-4	.500	0	3	3	1.5	6	0	0	2	1	1	4	2.0		
35	KEBE, Bouna	14-5	80:35	5.8	8-20	.400	1-8	.125	0-1	.000	0	14	14	1.0	5	0	4	2	5	1	17	1.2		
15	EMORY, Houston	13-0	100:42	7.7	4-8	.500	0-0	.000	2-7	.286	1	9	10	0.8	15	0	2	5	8	3	10	0.8		
12	MCFADDEN, Alex	4-0	04:07	1.0	0-0	.000	0-0	.000	2-4	.500	0	0	0	0.0	1	0	1	0	0	1	2	0.5		
10	BAFFONE, Brandon	4-0	04:58	1.2	0-1	.000	0-0	.000	0-0	.000	0	0	0	0.0	0	0	1	0	0	0	0	0.0		
Team											25	39	64					17						
Total		20	4050		469-1058	.443	169-469	.360	208-285	.730	133	499	632	31.6	284	4	254	243	68	109	1315	65.8		
Opponents		20	4050		501-1175	.426	170-504	.337	258-339	.761	212	487	699	35.0	276	3	282	185	66	150	1430	71.5		

Team Statistics

	UD	OPP
Scoring	1315	1430
Points per game	65.8	71.5
Scoring margin	-5.8	-
Field goals-att	469-1058	501-1175
Field goal pct	.443	.426
3 point fg-att	169-469	170-504
3-point FG pct	.360	.337
3-pt FG made per game	8.5	8.5
Free throws-att	208-285	258-339
Free throw pct	.730	.761
F-Throws made per game	10.4	12.9
Rebounds	632	699
Rebounds per game	31.6	35.0
Rebounding margin	-3.4	-
Assists	254	282
Assists per game	12.7	14.1
Turnovers	243	185
Turnovers per game	12.2	9.3
Turnover margin	-2.9	-
Assist/turnover ratio	1.0	1.5
Steals	109	150
Steals per game	5.5	7.5
Blocks	68	66
Blocks per game	3.4	3.3
Winning streak	1	-
Home win streak	0	-
Attendance	17141	34033
Home games-Avg/Game	10-1714	8-4254
Neutral site-Avg/Game	-	2-246

Team Results

Date	Opponent		Score	Att.
11/03/2025	at Bucknell	L	70-78	1431
11/07/2025	Wilmington (DE)	L	62-71	1187
11/11/2025	at BYU	L	68-85	18299
11/18/2025	Saint Peter's	W	81-70	1600
11/23/2025	vs Southern Ill.	L	59-79	346
11/25/2025	vs UNC Greensboro	W	73-60	146
12/01/2025	Iona	L	66-89	2032
12/06/2025	at Delaware St.	Lot	72-75	400
12/10/2025	at George Washington	W	70-58	1849
12/13/2025	CSUN	L	66-88	1517
12/16/2025	Rider	W	65-57	1189
12/29/2025	Missouri St.	L	43-61	1818
01/02/2026	Jacksonville St.	L	64-67	1686
01/04/2026	Kennesaw St.	W	67-52	1439
01/08/2026	at Sam Houston	L	60-72	875
01/10/2026	at Louisiana Tech	Lot	68-70	2166
01/15/2026	UTEP	L	69-70	2113
01/17/2026	New Mexico St.	L	68-97	2560
01/24/2026	at Liberty	L	51-67	3475
01/28/2026	at New Mexico St.	W	73-64	5538

2025-26

CUSA STATISTICS

Game Records

Record	Overall	Home	Away	Neutral
ALL GAMES	2-7	1-4	1-3	0-0
CONFERENCE	2-7	1-4	1-3	0-0
NON-CONFERENCE	0-0	0-0	0-0	0-0

Score by Periods

Team	1st	2nd	OT	TOT
Delaware	268	290	5	563
Opponents	286	327	7	620

Team Box Score

No.	Player				Total		3-Point		F-Throw		Rebounds													
		GP-GS	MIN	AVG	FG-FGA	FG%	3FG-3FGA	3FG%	FT-FTA	FT%	OFF	DEF	TOT	AVG	PF	DQ	A	TO	BLK	STL	PTS	AVG		
00	BLISS, Christian	9-9	355:00	39.4	48-106	.453	18-44	.409	40-51	.784	6	38	44	4.9	20	0	48	23	0	17	154	17.1		
44	HOUSER, Tyler	9-9	312:51	34.8	50-103	.485	16-44	.364	23-28	.821	9	29	38	4.2	26	1	15	12	5	4	139	15.4		
4	FERNANDEZ, Justyn	9-9	327:29	36.4	44-108	.407	18-48	.375	13-13	1.000	3	38	41	4.6	19	1	17	30	5	6	119	13.2		
5	EMORY, Macon	9-9	327:02	36.3	28-69	.406	13-39	.333	7-13	.538	9	50	59	6.6	27	1	8	7	5	10	76	8.4		
11	TAYLOR, Jayden	9-8	213:54	23.8	14-22	.636	2-6	.333	7-17	.412	12	25	37	4.1	16	0	4	7	5	3	37	4.1		
20	KAZANECKI, Alex	9-0	220:44	24.5	10-27	.370	7-20	.350	3-4	.750	2	18	20	2.2	7	0	5	6	5	1	30	3.3		
21	NJOKU, Nnanna	1-0	17:49	17.8	0-5	.000	0-1	.000	2-4	.500	0	1	1	1.0	3	0	0	1	0	0	2	2.0		
35	KEBE, Bouna	7-1	28:29	4.1	3-8	.375	0-3	.000	0-1	.000	0	3	3	0.4	3	0	0	1	2	1	6	0.9		
15	EMORY, Houston	3-0	18:04	6.0	0-0	.000	0-0	.000	0-2	.000	1	0	1	0.3	4	0	1	1	0	1	0	0.0		
10	BAFFONE, Brandon	1-0	01:49	1.8	0-1	.000	0-0	.000	0-0	.000	0	0	0	0.0	0	0	0	0	0	0	0	0.0		
12	MCFADDEN, Alex	2-0	01:50	0.9	0-0	.000	0-0	.000	0-0	.000	0	0	0	0.0	1	0	1	0	0	0	0	0.0		
Team											10	17	27					6						
Total		9	1825		197-449	.439	74-205	.361	95-133	.714	52	219	271	30.1	126	3	99	94	27	43	563	62.6		
Opponents		9	1825		217-506	.429	77-232	.332	109-146	.747	90	221	311	34.6	137	3	131	74	28	58	620	68.9		

Team Statistics

	UD	OPP
Scoring	563	620
Points per game	62.6	68.9
Scoring margin	-6.3	-
Field goals-att	197-449	217-506
Field goal pct	.439	.429
3 point fg-att	74-205	77-232
3-point FG pct	.361	.332
3-pt FG made per game	8.2	8.6
Free throws-att	95-133	109-146
Free throw pct	.714	.747
F-Throws made per game	10.6	12.1
Rebounds	271	311
Rebounds per game	30.1	34.6
Rebounding margin	-4.4	-
Assists	99	131
Assists per game	11.0	14.6
Turnovers	94	74
Turnovers per game	10.4	8.2
Turnover margin	-2.2	-
Assist/turnover ratio	1.1	1.8
Steals	43	58
Steals per game	4.8	6.4
Blocks	27	28
Blocks per game	3.0	3.1
Winning streak	1	-
Home win streak	0	-
Attendance	9616	12054
Home games-Avg/Game	5-1923	4-3014
Neutral site-Avg/Game	-	0-0

Team Results

Date	Opponent		Score	Att.
12/29/2025	Missouri St.	L	43-61	1818
01/02/2026	Jacksonville St.	L	64-67	1686
01/04/2026	Kennesaw St.	W	67-52	1439
01/08/2026	at Sam Houston	L	60-72	875
01/10/2026	at Louisiana Tech	Lot	68-70	2166
01/15/2026	UTEP	L	69-70	2113
01/17/2026	New Mexico St.	L	68-97	2560
01/24/2026	at Liberty	L	51-67	3475
01/28/2026	at New Mexico St.	W	73-64	5538

2025-26

TEAM GAME-BY-GAME

				Total		3-Pointers		Free throws		Rebounds											
Opponent	Date	Score		FG-FGA	PCT	3FG-3FGA	PCT	FT-FTA	PCT	OFF	DEF	TOT	AVG	PF	A	TO	BLK	STL	PTS	AVG	
at Bucknell	11/03/2025	70-78	L	25-64	.391	9-27	.333	11-18	.611	12	22	34	34.0	17	12	12	5	10	70	70.0	
Wilmington (DE)	11/07/2025	62-71	L	22-59	.373	3-24	.125	15-18	.833	10	33	43	38.5	19	11	16	5	4	62	66.0	
at BYU	11/11/2025	68-85	L	25-58	.431	11-24	.458	7-9	.778	7	18	25	34.0	15	8	5	3	6	68	66.7	
Saint Peter's	11/18/2025	81-70	W	28-52	.538	11-21	.524	14-20	.700	8	30	38	35.0	12	18	14	3	7	81	70.3	
vs Southern Ill.	11/23/2025	59-79	L	23-55	.418	8-30	.267	5-7	.714	9	20	29	33.8	15	15	19	0	6	59	68.0	
vs UNC Greensboro	11/25/2025	73-60	W	28-54	.519	13-25	.520	4-8	.500	5	31	36	34.2	15	16	11	2	6	73	68.8	
Iona	12/01/2025	66-89	L	28-62	.452	7-23	.304	3-8	.375	8	23	31	33.7	13	17	12	0	6	66	68.4	
at Delaware St.	12/06/2025	72-75	Lot	25-56	.446	9-24	.375	13-13	1.000	5	24	29	33.1	18	14	18	4	6	72	68.9	
at George Washington	12/10/2025	70-58	W	25-49	.510	9-20	.450	11-13	.846	4	30	34	33.2	15	16	18	7	4	70	69.0	
CSUN	12/13/2025	66-88	L	21-53	.396	10-30	.333	14-18	.778	9	21	30	32.9	8	14	15	7	6	66	68.7	
Rider	12/16/2025	65-57	W	22-47	.468	5-16	.313	16-20	.800	4	28	32	32.8	11	14	9	5	5	65	68.4	
Missouri St.	12/29/2025	43-61	L	13-43	.302	6-20	.300	11-16	.688	6	24	30	32.6	15	8	15	1	7	43	66.3	
Jacksonville St.	01/02/2026	64-67	L	24-55	.436	11-32	.344	5-6	.833	6	20	26	32.1	19	12	8	5	4	64	66.1	
Kennesaw St.	01/04/2026	67-52	W	26-52	.500	5-15	.333	10-17	.588	6	28	34	32.2	14	12	10	8	8	67	66.1	
at Sam Houston	01/08/2026	60-72	L	21-53	.396	10-32	.313	8-12	.667	6	26	32	32.2	17	12	9	4	4	60	65.7	
at Louisiana Tech	01/10/2026	68-70	Lot	24-52	.462	9-24	.375	11-15	.733	6	26	32	32.2	20	15	12	2	4	68	65.9	
UTEP	01/15/2026	69-70	L	22-54	.407	10-22	.455	15-21	.714	11	28	39	32.6	13	14	8	1	1	69	66.1	
New Mexico St.	01/17/2026	68-97	L	23-52	.442	9-22	.409	13-18	.722	6	18	24	32.1	10	12	6	1	1	68	66.2	
at Liberty	01/24/2026	51-67	L	19-41	.463	6-16	.375	7-13	.538	1	26	27	31.8	11	6	16	2	6	51	65.4	
at New Mexico St.	01/28/2026	73-64	W	25-47	.532	8-22	.364	15-15	1.000	4	23	27	31.6	7	8	10	3	8	73	65.8	
Total		1315		469-1058	.443	169-469	.360	208-285	.730	133	499	632	31.6	284	254	243	68	109	1315	65.8	
Opponents		1430		501-1175	.426	170-504	.337	258-339	.761	212	487	699	35.0	276	282	185	66	150	1430	71.5	

Delaware Averages

Games Played	Points/game	FG Pct	3FG Pct	FT Pct	Rebounds/game	Assists/game	Turnovers/game	Assist/Turnover ratio	Steals/game	Blocks/game
20	65.8	44.3	36.0	73.0	31.6	12.7	12.2	1.0	5.5	3.4

delaware BOX SCORES

GAME 1 - BUCKNELL 78, DELAWARE 70



Official Basketball Box Score - Final
Delaware at Bucknell
 11/03/25 Soja Pavilion, Lewisburg, Pa.
 2025-26 Men's Basketball

Game Time: 7:00 PM
 Game Duration: 2:01
 Attendance: 1,431

Officials: Bruce Rothwell, Andre Robertson, Rob Rilyr, Jr.

Delaware - 70

Record: 0-1

NO. Name	Min	FG M-A	3P M-A	FT M-A	Rebounds OR DR TOT	Fouls PF FD	TP	AS	TO	ST	Blocks BS BA	+/-
5 Macon Emory	F 33:37	5-12	0-5	3-4	6 4 10	3 3	13	1	1	2	1 0	-14
44 Tyler Houser	F 27:32	5-12	2-4	0-0	3 3 6	4 2	12	0	1	0	1 2	-5
00 Christian Bliss	G 35:56	6-15	2-4	2-2	0 3 3	2 3	18	6	3	2	0 1	-11
3 Cavan Reilly	G 22:45	1-8	0-5	1-2	0 1 1	0 2	3	1	2	1	0 0	-10
55 Jameel Brown	G 30:14	6-12	4-6	3-6	1 4 5	2 5	19	1	3	2	0 1	-4
11 Mason Ellison	26:35	2-5	1-3	1-2	0 1 1	4 3	6	1	1	2	0 0	-3
15 Houston Emory	12:28	0-0	0-0	0-0	2 2 2	1 1	0	0	1	0	3 0	-3
11 Jayden Taylor	06:23	0-0	0-0	1-2	1 1 2	0 1	1	1	0	0	0 0	6
20 Alex Kazanecki	04:30	0-0	0-0	0-0	0 0 0	0 0	1	0	1	0	0 0	4
Team					1 3 4	0 0	0	0	0	0		
Totals		25-64	9-27	11-18	12 22 34	17 20	70	12	12	10	5 4	-8

Major Fouls: NONE

Bucknell - 78

Record: 1-0

NO. Name	Min	FG M-A	3P M-A	FT M-A	Rebounds OR DR TOT	Fouls PF FD	TP	AS	TO	ST	Blocks BS BA	+/-
4 Ruot Bijek	F 35:44	5-13	2-5	2-2	3 4 7	3 2	14	1	5	0	1 0	7
22 Amon Dörries	F 22:46	8-10	1-3	3-4	1 4 5	3 3	20	2	3	1	1 0	16
1 Jayden Williams	G 34:15	3-8	3-5	4-4	0 4 4	2 5	13	6	2	1	0 1	6
10 Brandon McCreesh	G 24:31	2-6	1-2	3-4	1 4 5	0 3	8	2	0	0	0 0	4
24 Achille Spadone	G 32:36	3-10	1-5	0-0	0 5 5	2 1	7	1	3	3	0 2	5
21 Pat Curtin	13:21	3-7	1-3	0-0	0 0 0	2 0	7	1	0	1	0 0	2
23 Grigor Broic	15:54	2-6	0-0	0-0	4 1 5	2 1	4	0	0	0	2 2	-6
3 Aleksander Pachucki	07:47	1-1	0-0	0-0	0 1 1	2 0	2	0	0	0	0 0	2
5 Josh Fulton	05:22	0-0	0-0	0-0	2 2 2	1 1	0	0	0	0	0 0	0
12 Quin Berger	07:44	1-1	1-1	0-0	1 2 3	2 1	3	1	0	0	0 0	4
Team					2 3 5	0 0	0	0	0	0		
Totals		28-62	10-24	12-14	12 30 42	20 17	78	14	13	7	4 5	8

Major Fouls: NONE

	DEL	BUCK
Biggest lead	5 (1 st 18:55)	16 (2 nd 6:33)
Best Scoring Run	13 (2 nd 4:05)	14 (1 st 14:23)
Lead Changes	1	
Times Tied	1	
Time with Lead	02:17	36:48

Points from Turnovers	DEL	BUCK
Paint	30	30
Second Chance	19	13
Fast Breaks	8	8
Bench	7	16

Period by Period Scoring	1st	2nd	TOT
DEL	28	42	70
BUCK	34	44	78

Shooting By Period	1 st FG%	2 nd FG%	3 rd FG%	4 th FG%	5 th FG%
1 st FG%	10-34 29.4%				
2 nd FG%	15-30 50.0%				
3 rd FG%	8-17 47.1%				
4 th FG%	4-6 66.7%				
5 th FG%	25-64 39.1%				
3PT%	9-27 33.3%				
FT%	11-18 61.1%				

Dead Ball Rebounds: 4-0

Shooting By Period	1 st FG%	2 nd FG%	3 rd FG%	4 th FG%	5 th FG%
1 st FG%	13-35 37.1%				
2 nd FG%	15-27 55.6%				
3 rd FG%	6-13 46.2%				
4 th FG%	9-9 100%				
5 th FG%	26-62 42.1%				
3PT%	10-24 41.7%				
FT%	12-14 85.7%				

Dead Ball Rebounds: 2-0

GAME 2 - WILMINGTON 71, DELAWARE 62



Official Basketball Box Score - Final
Wilmington (DE) at Delaware
 11/07/25 Bob Carpenter Center, Newark
 2025-26 Men's Basketball

Game Time: 11:00 AM
 Game Duration: 1:50
 Attendance: 1,187

Officials: Matt Jarman, James Curran, Dan Powers

Wilmington (DE) - 71

Record: 0-0

NO. Name	Min	FG M-A	3P M-A	FT M-A	Rebounds OR DR TOT	Fouls PF FD	TP	AS	TO	ST	Blocks BS BA	+/-
11 Tre Hawkins	F 38:15	6-18	1-3	8-8	1 9 10	1 5	21	0	1	1	2 2	4
1 Denim Perkins	G 31:36	1-4	1-1	1-6	0 3 3	3 5	4	4	1	5	0 1	9
2 Jaden Guy	G 34:58	7-12	1-3	3-5	3 8 11	3 4	18	1	1	1	0 1	14
3 Jaylin Horsey	G 35:27	4-17	2-11	0-0	1 1 2	0 2	10	2	1	2	0 0	1
5 Akeem Taylor	G 37:35	4-9	0-0	2-2	1 6 7	3 2	10	1	1	1	0 1	8
0 Hiram Alexander	14:58	2-2	0-0	2-2	2 2 2	2 1	6	0	0	0	1 0	5
23 Elson Berhanu	05:47	1-4	0-3	0-0	1 1 2	0 0	2	0	0	0	0 0	4
13 Amaldo Rodriguez	00:21	0-0	0-0	0-0	0 0 0	0 0	0	0	0	0	0 0	0
14 Jaden Humber	00:21	0-0	0-0	0-0	0 0 0	0 0	0	0	0	0	0 0	0
22 Jordan Moore	00:21	0-0	0-0	0-0	0 0 0	0 0	0	0	0	0	0 0	0
34 Fidel Mpanzo	00:21	0-0	0-0	0-0	0 0 0	0 0	0	0	0	0	0 0	0
Team					2 0 2	0 0	0	0	2			
Totals		25-66	5-21	16-23	11 28 39	12 19	71	8	7	10	3 5	9

Major Fouls: NONE

Delaware - 62

Record: 0-1

NO. Name	Min	FG M-A	3P M-A	FT M-A	Rebounds OR DR TOT	Fouls PF FD	TP	AS	TO	ST	Blocks BS BA	+/-
5 Macon Emory	F 36:43	5-11	1-3	0-0	3 11 14	1 2	11	1	3	1	1 0	-5
44 Tyler Houser	F 30:36	5-10	0-2	0-0	2 4 6	3 0	10	0	2	0	1 1	-13
00 Christian Bliss	G 38:21	4-12	2-6	3-3	2 5 7	5 1	13	8	3	1	0 2	-5
20 Alex Kazanecki	G 24:51	3-9	0-6	2-2	0 6 6	1 2	8	1	1	0	2 0	-14
55 Jameel Brown	G 24:55	0-6	0-4	3-3	0 2 2	0 1	3	0	4	1	0 0	-1
11 Mason Ellison	27:35	3-6	0-2	4-4	0 0 0	4 3	10	1	2	1	0 0	-5
15 Houston Emory	05:02	0-1	0-0	1-2	0 1 1	3 1	1	0	0	0	0 0	1
11 Jayden Taylor	11:05	2-4	0-1	2-4	2 3 5	2 2	6	0	1	0	1 0	-2
10 Brandon Balfone	00:52	0-0	0-0	0-0	0 0 0	0 0	0	0	0	0	0 0	0
Team					1 1 2	0 0	0	0	0	0		
Totals		22-59	3-24	15-18	10 33 43	19 12	62	11	16	4	5 3	-9

Major Fouls: NONE

	Wilmin	Delawa
Biggest lead	14 (2 nd 4:11)	6 (1 st 15:07)
Best Scoring Run	8 (1 st 9:31)	7 (1 st 2:07)
Lead Changes	4	
Times Tied	7	
Time with Lead	29:27	05:26

Points from Turnovers	Wilmin	Delawa
Paint	19	5
Second Chance	40	34
Fast Breaks	14	11
Bench	20	8

Period by Period Scoring	1st	2nd	TOT
Wilmin	38	33	71
Delawa	37	25	62

GAME 3 - NO. 7 BYU 85, DELAWARE 68



Official Basketball Box Score - Final
Delaware at BYU
 11/11/25 Marriott Center, Provo
 2025-26 Men's Basketball

Game Time: 7:00 PM
 Game Duration: 2:02
 Attendance: 18,299

Officials: Tony Padilla, Ray Nail, Jason Garretson

Delaware - 68

Record: 0-1

NO. Name	Min	FG M-A	3P M-A	FT M-A	Rebounds OR DR TOT	Fouls PF FD	TP	AS	TO	ST	Blocks BS BA	+/-
5 Macon Emory	F 36:03	7-11	2-4	2-2	3 4 7	4 2	18	1	1	0	1 1	-13
11 Jayden Taylor	F 36:53	2-5	1-2	2-2	1 2 3	3 1	7	0	0	0	1 1	-21
44 Tyler Houser	F 28:11	4-8	2-3	0-0	3 0 3	2 0	10	1	1	0	0 0	-14
00 Christian Bliss	G 39:44	7-17	4-7	4-0	0 6 6	2 2	18	5	3	2	0 0	-19
55 Jameel Brown	G 30:56	3-12	2-7	3-3	0 2 2	3 1	11	1	0	3	0 0	-19
11 Mason Ellison	15:16	1-4	0-1	0-2	0 0 0	2 2	2	0	0	0	0 0	-11
15 Houston Emory	10:52	1-1	0-0	0-0	0 1 1	1 1	2	0	0	1	1 0	-4
20 Alex Kazanecki	02:23	0-0	0-0	0-0	0 0 0	0 0	0	0	0	0	0 0	6
10 Brandon Balfone	00:16	0-0	0-0	0-0	0 0 0	0 0	0	0	0	0	0 0	2
12 Alex McFadden	00:16	0-0	0-0	0-0	0 0 0	0 0	0	0	0	0	0 0	0
Team					0 3 3	0 0	0	0	0	0		
Totals		25-58	11-24	7-9	7 18 25	15 9	68	8	5	6	3 4	-17

Major Fouls: NONE

BYU - 85

Record: 1-0

NO.	Name	Min	FG	3P	FT	Rebounds	Fouls	TP	AS	TO	ST	Blocks	+/-
3	AJ Dybantsa	F 29:25	7-12	1-4	3-3	4 3 7	2 8	18	2	3	1	0	18
13	Keba Keita	C 23:45	3-5	0-0	2-2	2 3 5	2 1	8	0	1	1	1	-3
1	Robert Wright III	G 36:17	9-17	4-7	4-4	5 4 9	0 2	26	9	2	0	1	0
11	Richie Saunders	G 33:08	9-16	6-11	2-4	2 8 10	0 2	26	2	1	1	1	23
25	Dawson Baker	G 25:25	1-5	1-3	0-0	0 6 6	1 1	3	0	0	0	0	9
5	Mihailo Boskovik	13:16	1-2	0-1	2-2	1 0 1	1 1	4	0	0	0	0	14
7	Khadim Mboop	08:30	0-2	0-0	0-0	2 0 2	1 0	0	1	0	0	0	11
2	Tyler Mrus	19:14	0-4	0-4	0-0	0 1 1	1 0	0	0	0	1	0	16
24	Dominique Diomande	06:07	0-2	0-1	0-0	0 0 0	0 0	0	0	0	0	0	1
6	Aleksaj Kostic	02:23	0-1	0-1	0-0	0 0 1	1 0	0	0	0	0	0	-6
33	Xavion Staton	02:05	0-0	0-0	0-0	0 0 0	0 0	0	0	0	0	1	-6
51	Jared McGregor	00:25	0-0	0-0	0-0	0 0 0	0 0	0	0	0	0	0	-2
Team						3 1 4	0 0	0	0	0	0		
Totals			30-66	12-32	13-15	19 27 46	9 15	85	14	7	4	4	3 17

delaware BOX SCORES

GAME 5 - SOUTHERN ILLINOIS 79, DELAWARE 59



Official Basketball Box Score - Final
Southern Ill. at Delaware
11/23/25 Adams-Jenkins Complex, Jacksonville
2025-26 Men's Basketball

Game Time: 3:00 PM
Game Duration: 1:46
Attendance: 346

Officials: Ron Tyburski, Chase Shaw, Felix Fuarde

Southern Ill. - 79

Record: 1-0

NO.	Name	Min	FG	3P	FT	Rebounds	Fouls	TP	AS	TO	ST	Blocks	BS	
						OR	DR	TOT	PF	FD			BA	
0	Rolyns Aigbe	F 25:26	2-7	0-0	3-4	3	3	6	2	3	7	0	3	
8	Prince Aigbe	F 28:42	6-7	0-0	0	6	6	0	0	12	0	2	0	
2	QuellRon House	G 27:58	3-7	1-1	3-5	0	5	5	0	3	10	2	0	
10	Damien Mayo Jr.	G 27:46	2-4	0-1	2-3	0	3	3	1	2	6	5	0	
21	Drew Stoffe	G 24:50	5-11	2-6	0-0	0	1	1	1	0	12	3	3	
4	Davon Sykes	15:49	4-7	0-1	4-4	2	2	4	2	12	1	0	4	
5	Jalen Haynes	13:02	1-3	0-2	5-5	0	1	1	0	3	7	1	0	
9	Isaiah Stafford	18:50	5-10	0-3	3-4	0	1	1	1	13	2	1	1	
25	Jorge Moreno	09:29	0-2	0-0	0	0	0	3	1	0	0	0	0	
3	Caden Hawkins	03:32	0-0	0-0	0	0	0	0	0	0	0	0	0	
35	Max Pikaar	03:32	0-2	0-1	0-0	0	0	0	0	0	0	0	0	
33	Jaheem Webber	00:59	0-0	0-0	0-0	0	0	0	1	0	0	0	0	
Team						3			2			5		
Totals			28-60			3-15			20-25			14		

Major Fouls: NONE

Delaware - 59

Record: 0-1

NO.	Name	Min	FG	3P	FT	Rebounds	Fouls	TP	AS	TO	ST	Blocks	pts			
			M	A	M	A	OR	DR	TOT	PF		BS	BA			
5	Macon Emory	F 34:23	4-8	1-4	0-0	2	1	3	4	0	9	1	3	2	0	-17
44	Tyler Houser	F 29:07	2-8	1-3	0-0	0	2	2	2	5	2	0	1	0	0	-23
00	Christian Bliss	G 33:32	2-10	1-8	2-2	1	2	3	0	1	7	7	5	2	0	-16
1	Mason Ellison	G 26:44	3-7	0-3	1-1	0	4	4	4	2	7	1	3	1	0	-21
4	Justyn Fernandez	G 33:08	5-11	1-6	1-2	0	6	6	2	2	12	3	4	0	0	-27
15	Houston Emory	09:54	1-1	0-0	0	0	1	1	1	1	2	0	0	0	0	-7
20	Alex Kazanecki	26:17	6-9	4-6	1-2	0	2	2	1	1	17	0	0	0	0	-3
11	Jayden Taylor	06:55	0-1	0-0	0-0	0	0	0	1	0	0	0	0	0	0	0
Team						6	2	8	0	0	2					
Totals			23-55	8-30	5-7	9	20	29	15	9	59	15	19	6	5	-20

Major Fouls: Emory (TF) 2nd 1:01

	SIL	DEL
Biggest lead	26 (2 nd 1:01)	0 (1 st 20:00)
Best Scoring Run	12 (1 st 13:45)	8 (1 st 7:08)
Lead Changes	0	0
Times Tied	1	0
Time with Lead	39:25	00:00

Points from Turnovers	SIL	DEL
Paint	24	13
Second Chance	14	6
Fast Breaks	14	3
Bench	32	19

Period by Period Scoring	1st	2nd	TOT
SIL	33	46	79
DEL	24	35	59

Shooting By Period	1 st	2 nd	3 rd	4 th	OT
FG%	10-32	31.3%			
3PT%	4-19	21.1%			
FT%	0-0	0%			
2 nd FG%	13-23	56.5%			
3PT%	4-11	36.4%			
FT%	5-7	71.4%			
GM FG%	23-55	41.8%			
3PT%	8-30	26.7%			
FT%	5-7	71.4%			

Dead Ball Rebounds: 3, 0

GAME 6 - DELAWARE 73, UNCG 60



Official Basketball Box Score - Final
UNC Greensboro at Delaware
11/25/25 Adams-Jenkins Complex, Jacksonville
2025-26 Men's Basketball

Game Time: 1:30 PM
Game Duration: 1:41
Attendance: 146

Officials: Blake Harris, Jason Deering, John Johnson

UNC Greensboro - 60

Record: 0-1

NO.	Name	Min	FG	3P	FT	Rebounds	Fouls	TP	AS	TO	ST	Blocks	BS	BA						
			M-A	M-A	M-A	OR	DR	TOT	PF	FD										
12	Justin Neely	F 32:30	1-7	0-1	6-8	4	6	10	2	4	8	3	4	1	0	1	-10			
16	Domas Kauzonas	F 10:47	0-0	0-0	0-0	0	1	1	0	0	0	0	0	0	1	0	10			
13	Donald Whitehead, Jr.	G 29:31	4-11	2-8	2-3	0	3	3	0	3	12	1	1	0	0	1	2			
21	KJ Younger	G 29:14	1-8	0-3	8-9	0	6	6	0	5	10	2	2	1	0	0	-21			
45	Lilian Marville	G 26:51	6-10	5-7	0-0	0	3	3	0	1	17	0	2	0	0	0	-10			
11	Valentino Pinedo	23:37	1-1	0-0	2-2	2	1	3	3	2	4	0	0	0	1	0	-16			
24	Landon King	08:15	0-3	0-2	0-0	0	0	0	0	0	0	0	0	0	0	0	-14			
6	Noah Norgaard	15:23	1-6	1-4	0-0	0	1	1	0	0	3	1	0	1	0	0	-4			
4	Assane Mandian	23:52	2-7	2-5	0-0	0	0	0	0	0	6	0	0	2	0	0	-2			
Team						2			1			3			0					
Totals			16-53			10-30			18-22			8			22			30		

Major Fouls: NONE

Delaware - 73

Record: 1-0

NO.	Name		Min	FG	3P	FT	Rebounds	Fouls	TP	AS	TO	ST	Blocks	BS	+/						
				M-A	M-A	M-A	OR	DR	TOT	PF	FD										
5	Macon Emory	F	38:15	7-11	2-4	2-4	0	5	5	1	2	18	1	1	0	0	0	16			
44	Tyler Houser	F	35:53	9-12	6-6	0-0	3	7	10	4	0	24	1	1	0	0	0	25			
00	Christian Bliss	G	40:00	6-13	4-8	1-2	1	5	6	3	1	17	11	3	3	0	0	13			
44	Justyn Fernandez	G	33:17	5-11	1-2	0-0	0	7	7	3	1	12	2	3	2	1	1	21			
20	Alex Kazanecki	G	40:00	1-4	0-3	0-0	0	2	2	3	0	2	1	1	0	0	0	13			
1	Mason Ellison		05:16	0-2	0-1	0-0	0	1	1	0	0	0	0	0	0	0	0	0			
15	Houston Emory		02:40	0-0	0-0	0-0	0	2	2	0	1	0	0	0	0	0	0	-4			
11	Jayden Taylor		03:12	0-0	0-0	0-0	0	0	0	1	0	0	0	0	0	0	0	-11			
35	Bouna Kebe		01:27	0-1	0-0	0-0	0	0	0	0	0	0	0	0	0	0	0	-8			
Team							1			2			3			0					
Totals				28-54			13-25			4-8			5			23			1		

Major Fouls: NONE

	UNG	DEL
Biggest lead	12 (1 st 9:42)	14 (2 nd 1:20)
Best Scoring Run	14 (1 st 9:42)	9 (1 st 2:52)
Lead Changes	2	0
Times Tied	4	0
Time with Lead	14:52	18:38

Points from Turnovers	UNG	DEL
Paint	8	11
Second Chance	5	2
Fast Breaks	11	3
Bench	13	0

Period by Period Scoring	1st	2nd	TOT
UNG	29	31	60
DEL	27	46	73

Shooting By Period	1 st	2 nd	3 rd	4 th	OT
FG%	10-29	34.5%			
3PT%	6-15	40.0%			
FT%	1-4	25%			
2 nd FG%	18-25	72.0%			
3PT%	7-10	70.0%			
FT%	3-4	75%			
GM FG%	28-54	51.9%			
3PT%	13-25	52.0%			
FT%	4-8	50.0%			

Dead Ball Rebounds: 3, 0

GAME 7 - IONA 89, DELAWARE 66



Official Basketball Box Score - Final
Iona at Delaware
12/01/25 Bob Carpenter Center, Newark
2025-26 Men's Basketball

Game Time: 7:00 PM
Game Duration: 1:45
Attendance: 2,032

Officials: James Breeding, Garrick Shannon, Brian Dorsey

Iona - 89

Record: 6-2

NO.	Name	Min	FG	3P	FT	OR	DR	Fouls	TP	AS	TO	ST	Blocks	BS	BA	
			M-A	M-A	M-A	OR	DR	PF	FD							
9	Lamin Sabaly	F 28:01	4-7	0-1	6-9	2	4	6	2	5	14	8	2	4	0	26
4	Alliou Fall	F 19:56	1-2	0-0	1-2	0	3	3	3	1	3	1	0	0	2	-4
0	Keshawn Williams	G 22:40	2-7	0-3	1-1	0	6	6	0	1	5	1	1	0	0	6
2	Denver Anglin	G 25:46	4-7	3-6	0-0	0	0	0	1	0	11	2	2	0	0	15
11	C.J. Anthony	G 32:09	9-14	3-6	5-5	0	3	3	2	3	26	2	2	3	0	26
4	Khalil Badru	16:07	2-2	0-0	0	0	3	3	0	1	4	0	1	0	0	17
30	Toby Harris	24:09	4-6	3-5	2-2	0	4	4	1	0	13	1	1	0	1	24
3	Chase Cormier	13:44	1-3	1-2	0-0	0	2	2	1	1	3	0	0	0	0	-2
7	Luke Jungers	15:56	4-4	2-2	0-0	0	2	2	2	0	10	1	1	1	0	7
12	Osar Houmrouhine	00:46	0-0	0-0	0-0	0	1	1	0	0	0	0	0	0	0	0
31	Connor Horan	00:46	0-1	0-1	0-0	0	0	0	0	0	0	0	0	0	0	0
Team						0	1	1	0	0	0	0	1			
Totals			31-53	12-26	15-19	2	29	31	12	89	16	10	9	4	0	23

delaware
BOX SCORES

GAME 9 - DELAWARE 70, GEORGE WASHINGTON 58

Official Basketball Box Score - Final
Delaware at George Washington
12/10/25 Charles E. Smith Center, Washington
2025-26 Men's BasketballGame Time: 7:00 PM
Game Duration: 2:08
Attendance: 1,849

Officials: Tommy Morrissey, Brian O'Connell, Justin Portfield

Delaware - 70

Record: 3-6

NO.	Name	Min	FG M/A	3P M/A	FT M/A	Rebounds OR DR TOT	Fouls PF	TP	AS	TO	ST	Blocks BS BA	+/-				
5	Macon Emory	F 37:14	3-7	1-4	6-7	0	2	2	3	3	13	2	1	1	8		
35	Bouna Kebe	F 13:02	2-3	0-1	0-0	0	6	6	1	0	4	1	1	0	1		
44	Tyler Houser	F 30:11	2-5	0-2	3-4	1	4	5	4	2	7	2	4	0	1	0	
00	Christian Bliss	G 40:00	4-7	2-4	2-2	0	9	9	3	5	12	8	4	2	1	0	
4	Justyn Fernandez	G 40:00	11-21	5-7	0-0	2	5	7	2	0	27	1	5	1	1	5	
15	Houston Emory	08:22	0-1	0-0	0-0	0	0	0	1	0	0	0	0	0	1	0	
11	Jayden Taylor	06:25	1-1	0-0	0-0	1	1	2	0	0	2	0	0	0	0	0	
20	Alex Kazanecki	24:46	2-4	1-2	0-0	0	0	0	1	1	5	2	0	0	1	1	
Team						0	3	0	0	0	0	3					
Totals			25-49	9-20	11-13	4	30	34	15	11	70	16	18	4	7	7	12

Shooting By Period
1 st FG% 13-24 54.2%
3PT% 5-10 50.0%
FT% 0-0 0%
2 nd FG% 12-25 48.0%
3PT% 4-10 40.0%
FT% 11-13 84.6%
GM FG% 25-49 51.0%
3PT% 9-20 45.0%
FT% 11-13 84.6%

Dead Ball Rebounds: 3/0

George Washington - 58

Record: 8-3

NO.	Name	Min	FG M-A	3P M-A	FT M-A	Rebounds OR DR TOT	Fouls PF	TP	AS	TO	ST	Blocks BS BA	+/-				
24	Tyrone Marshall	F 19:24	1-4	0-0	1-2	1	2	3	1	1	3	3	1	2	-9		
30	Rafael Castro	C 29:13	4-8	0-0	1-4	1	6	7	1	2	9	0	3	6	1	0	
0	Trey Autry	G 31:26	5-11	4-9	3-4	1	0	1	3	2	17	1	1	1	1	-10	
2	Christian Jones	G 16:56	0-5	0-1	2-2	1	0	1	0	1	2	2	2	0	0	-11	
11	Bubu Benjamin	G 25:28	3-8	2-6	0-0	4	0	4	2	1	8	1	1	1	0	-6	
3	Tre Dinkins	20:02	2-7	2-5	0-0	2	2	0	1	6	1	2	0	0	1	-5	
7	Jean Aranguren	24:46	0-2	1-2	3	1	4	3	2	1	6	0	1	1	2	-4	
9	Garrett Johnson	19:52	3-9	0-3	4-6	2	5	7	1	3	10	1	0	1	1	0	
33	Luke Hunger	10:47	0-3	0-1	2-2	2	0	2	0	1	2	0	0	0	0	-2	
5	Ty Bevins	02:06	0-1	0-0	0-0	0	0	0	1	0	0	0	0	0	0	-4	
Team						2	2	4	0	0	0						
Totals			18-62	8-28	14-22	17	18	35	12	14	58	15	12	11	7	7	-12

Shooting By Period
1 st FG% 10-27 37.0%
3PT% 4-11 36.4%
FT% 5-8 62.5%
2 nd FG% 8-35 22.9%
3PT% 4-17 23.5%
FT% 9-14 64.3%
GM FG% 18-62 29.0%
3PT% 9-28 28.6%
FT% 14-22 63.6%

Dead Ball Rebounds: 5/1

Major Fouls: Emory (TF) 1 9:59

	DEL	GW
Biggest lead	13 (1 st 9:44)	0 (1 st 20:00)
Best Scoring Run	9 (1 st 13:08)	7 (1 st 3:51)
Lead Changes	0	
Times Tied	1	
Time with Lead	39:11	00:00

Points from	DEL	GW
Turnovers	12	15
Paint	22	20
Second Chance	6	7
Fast Breaks	9	10
Bench	7	19

Period by Period Scoring			
	1st	2nd	TOT
DEL	31	39	70
GW	29	29	58

GAME 10 - CSUN 88, DELAWARE 66

Official Basketball Box Score - Final
CSUN at Delaware
12/13/25 Bob Carpenter Center, Newark
2025-26 Men's BasketballGame Time: 1:00 PM
Game Duration: 1:42
Attendance: 1,517

Officials: Craig Marley, Eric Lowe, Nick Meyer

CSUN - 88

Record: 6-5

NO.	Name	Min	FG M-A	3P M-A	FT M-A	Rebounds OR DR TOT	Fouls PF	TP	AS	TO	ST	Blocks BS BA	+/-				
1	Davius Loury	F 26:28	4-7	4-5	0-0	2	4	6	1	0	12	3	0	0	1	33	
11	Mahmoud Fofana	F 23:01	5-6	0-0	2-2	2	0	2	0	1	12	1	1	2	0	16	
2	Larry Hughes II	G 34:15	7-17	3-11	6-6	0	7	7	1	2	23	3	3	5	1	30	
4	Josiah Davis	G 29:47	3-11	0-0	2-4	3	5	4	2	8	2	2	1	0	2	11	
7	Joshua O'Garro	G 35:58	7-12	3-5	1-2	1	7	8	1	1	18	4	0	1	2	0	
13	Aleks Szymczyk	03:04	0-0	0-0	0-0	0	0	0	0	1	0	0	0	0	0	-4	
33	Jordan Brinson	16:10	1-2	0-0	0-0	1	2	3	1	1	2	6	0	0	0	0	
5	James Evans Jr.	11:59	3-5	1-2	0-0	1	1	2	3	1	7	2	0	2	1	-6	
21	Grady Lewis	13:55	3-4	0-0	0-0	1	1	1	0	1	6	0	1	0	1	0	
15	Jai Chisolm	03:02	0-0	0-0	0-0	0	0	0	0	2	0	0	0	0	0	-7	
20	Robert Thibiant	01:11	0-1	0-0	0-0	0	0	0	0	0	0	0	0	0	0	-5	
24	Greg Gazarian	01:11	0-0	0-0	0-0	0	0	0	0	0	0	1	0	0	0	-5	
Team																	
Totals			33-65	11-23	11-14	13	25	38	15	8	88	21	9	11	6	7	22

Shooting By Period
1 st FG% 18-32 56.3%
3PT% 6-14 42.9%
FT% 6-7 85.7%
2 nd FG% 15-33 45.5%
3PT% 5-9 55.6%
FT% 5-7 71.4%
GM FG% 33-65 50.8%
3PT% 11-23 47.8%
FT% 11-14 78.6%

Dead Ball Rebounds: 1/0

Major Fouls: NONE

Delaware - 66

Record: 3-7

NO.	Name	Min	FG M-A	3P M-A	FT M-A	OR M-A	Reb TOT	Fouls PF	TP	AS	TO	ST	Blocks BS BA	+/-			
5	Macon Emory	F 30:49	2-10	0-5	2-2	0	6	6	1	2	6	1	4	3	1	-22	
35	Bouna Kebe	F 12:23	1-3	1-3	0-0	0	2	2	1	0	3	2	0	0	0	-10	
44	Tyler Houser	F 29:06	2-5	1-2	3-4	5	2	7	1	4	8	2	3	0	0	-22	
00	Christian Bliss	G 37:58	5-12	5-11	6-7	1	4	5	2	6	21	5	3	1	1	-27	
4	Justyn Fernandez	G 33:16	7-13	2-5	1-1	0	2	2	2	1	17	3	2	1	1	-27	
20	Alex Kazanecki	29:41	2-7	1-4	0-0	1	1	2	0	5	0	1	0	1	0	-12	
15	Houston Emory	04:31	0-0	0-0	0-0	0	1	1	0	0	0	0	0	0	2	-7	
11	Jayden Taylor	18:12	2-3	0-0	0-0	1	2	3	1	0	4	0	1	0	1	0	
10	Brandon Balfone	02:02	0-0	0-0	0-0	0	0	0	0	0	0	1	0	0	0	5	
12	Alex McFadden	02:02	0-0	0-0	2-4	0	0	0	0	2	2	0	1	0	0	5	
Team							1	2	0	0	1						
Totals			21-53	10-30	14-18	9	21	30	8	15	66	14	15	6	7	6	-22

Shooting By Period
1 st FG% 10-29 34.5%
3PT% 5-17 29.4%
FT% 3-3 100%
2 nd FG% 11-24 45.8%
3PT% 5-13 38.5%
FT% 11-15 73.3%
GM FG% 21-53 39.6%
3PT% 10-30 33.3%
FT% 14-18 77.8%

Dead Ball Rebounds: 2/0

Major Fouls: NONE

	CSUN	DEL
Biggest lead	35 (2 nd 10:00)	0 (1 st 20:00)
Best Scoring Run	12 (2 nd 16:48)	10 (2 nd 6:58)
Lead Changes	0	
Times Tied	0	
Time with Lead	39:10	00:00

Points from	CSUN	DEL
Turnovers	17	4
Paint	36	18
Second Chance	9	5
Fast Breaks	13	4
Bench	15	11

Period by Period Scoring			
	1st	2nd	TOT
CSUN	48	40	88
DEL	28	38	66

GAME 11 - DELAWARE 65, RIDER 57

Official Basketball Box Score - Final
Rider at Delaware
12/16/25 Bob Carpenter Center, Newark, Del.
2025-26 Men's BasketballGame Time: 7:00 PM
Game Duration: 2:00
Attendance: 1,189

Officials: Rob Rorkie, Mike Nance, Hunter Allen

Rider - 57

Record: 1-9

NO.	Name	Min	FG M-A	3P M-A	FT M-A	Rebounds OR DR TOT	Fouls PF	TP	AS	TO	ST	Blocks BS BA	+/-				
3	Shermani Fuller	F 27:55	4-6	0-0	2-2	3	3	6	3	4	10	0	0	1	0	-12	
7	Davis Bynum	F 23:32	2-5	0-1	4-4	1	2	3	2	2	8	1	0	0	0	-8	
0	Zion Cruz	G 36:49	3-15	0-7	2-2	1	2	3	1	1	8	3	2	1	0	-6	
2	Caleb Smith	G 13:52	1-4	0-0	0-0	0	0	0	1	0	2	0	0	1	0	-2	
11	Flash Burton	G 36:35	6-16	4-11	0-0	0	4	4	1	3	16	1	4	1	0	-7	
10	AB Coulibaly	18:18	3-6	0-2	0-0	2	2	4	1	0	6	1	0	0	0	-8	
21	Cole McCabe	08:22	0-2	0-0	0-0	1	0	1	1	0	0	0	0	0	0	-1	
6	Mohamad Diallo	12:05	3-3	0-0	1-1	1	6	7	1	1	7	0	1	0	0	4	
8	Devean Williams	10:35	0-3	0-3	0-0	1	1	2	0	0	3	0	0	0	0	-1	
30	Kristupas Kepezinskas	08:33	0-1	0-1	0-0	0	1	1	1	0	0	0	0	0	0	-3	
5	Jamir McNeil	03:24	0-0	0-0	0-0	0	0	0	0	0	0	1	0	0	0	4	
Team						1	2	0			0						
Totals			22-61	4-25	9-9	11	22	33	14	11	57	10	9	4	0	5	-8

Shooting By Period
1 st FG% 10-28 35.7%
3PT% 3-12 25.0%
FT% 2-2 100%
2 nd FG% 12-33 36.4%
3PT% 1-13 7.7%
FT% 7-7 100%
GM FG% 22-61 36.1%
3PT% 4-25 16.0%
FT% 9-9 100.0%

Dead Ball Rebounds: 0/0

Delaware - 65

Record: 4-7

NO.	Name	Min	FG M-A	3P M-A	FT M-A	Rebounds OR DR TOT	Fouls PF	TP	AS	TO	ST	Blocks BS BA	+/-						
5	Macon Emory	F 36:52	4-11	0-4	9-10	2	7	9	1	5	17	1	0	1	7				
35	Bouna Kebe	F 11:08	1-2	0-1	0-0	0	2	2	0	0	2	0	0	0	1				
44	Tyler Houser	F 27:53	3-6	1-2	2-2	1	3	4	1	1	9	2	1	1	0				
00	Christian Bliss	G 40:00	4-11	0-3	2-2	0	9	9	3	5	10	7	5	2	1	0			
4	Justyn Fernandez	G 38:12	5-10	2-4	0-2	0	3	3	1	1	12	4	2	0	1	0			
20	Alex Kazanecki	28:52	3-3	2-2	0-0	0	1	1	1	0	0	0	0	0	0	2			
15	Houston Alexander	12:08	1-2	0-0	1-2	0	1	1	1	0	0	0	0	0	1	0			
11	Jayden Taylor	04:56	1-2	0-0	2-2	0	0	0	1	4	0	0	0	0	1	0			
Team						1	2	3	0	0	1								
Totals						22-47	5-16	16-20	4	28	32	11	14	65	14	9	5	0	8

delaware

BOX SCORES

GAME 13 - JACKSONVILLE STATE 67, DELAWARE 64



Official Basketball Box Score - Final
Jacksonville St. at Delaware
 01/02/26 Bob Carpenter Center, Newark
 2025-26 Men's Basketball

Game Time: 7:00 PM
 Game Duration: 2:00
 Attendance: 1,686

Officials: Ryan Christian, Jabir Walker, Robert Foster

Jacksonville St. - 67

Record: 7-6 (2-0)

NO.	Name	Min	FG M-A	3P M-A	FT M-A	Rebounds OR DR TOT	Fouls PF FD	TP	AS	TO	ST	Blocks BS BA	+/-
21	Altior Anabitarde	F 03:54	0-0	0-0	0-0	0 0 0	0 0 0	0	0	0	0	0	2
0	AC Bryant	G 03:57	3-11	3-9	3-4	2 4 6	0 0 0	12	2	1	0	1	9
1	Marcus Fitzgerald Jr.	G 17:26	2-5	2-5	0-0	1 3 4	1 0 0	6	2	0	0	1	-5
2	Jacoby Hill	G 36:47	2-6	0-2	4-6	2 3 5	2 5 0	8	2	1	3	0	1
23	Mostapha El Moutaouakil	G 33:53	7-11	1-2	7-11	0 5 5	3 6 22	1	5	1	0	2	6
3	Jaye Nash	23:05	2-4	0-0	1-1	1 1 2	2 1 5	3	1	0	0	0	11
99	Iaroslav Niagu	17:55	0-0	0-0	1-2	1 3 4	0 0 1	1	0	0	1	1	-8
11	Jamar Franklin	07:16	1-2	1-2	0-0	0 1 1	0 0 3	0	0	0	0	0	0
13	Emondrek Erkins-Ford	17:51	2-2	0-0	2-2	0 4 4	5 2 6	0	1	0	1	0	0
42	Thomas Tut	04:08	2-2	0-0	0-0	0 0 0	0 0 4	0	0	0	0	0	5
7	Toby Nnadozie	01:48	0-0	0-0	0-0	0 0 0	0 0 0	0	0	0	0	0	-2
Team						0 1 1	0 0	0	2				
Totals			21-44	7-20	18-26	7 25 32	13 18 67	10 11 6	3 5 3				

Major Fouls: Erkins-Ford (TF) 2nd 4:18

Delaware - 64

Record: 4-9 (0-2)

NO.	Name	Min	FG		3P		FT		Rebounds		Fouls		TP	AS	TO	ST	Blocks		B/A	
			M	A	M	A	M	A	OR	DR	PF	FD					BS	BA		
5	Macon Emory	F 34:19	0-2	0-1	0-0	0-0	3	3	6	4	1	0	3	1	1	0	0	0	-4	
11	Jayden Taylor	F 22:30	1-2	1-2	0-0	0-0	0	1	1	1	0	3	1	0	0	0	1	0	0	
44	Tyler Houser	F 38:21	8-18	2-8	1-2	2-4	2	4	6	4	3	19	2	1	0	2	2	2	-2	
00	Christian Bliss	G 40:00	9-18	5-11	4-4	0-4	0	4	4	3	7	27	6	2	2	0	1	0	-3	
4	Justyn Fernandez	G 37:12	6-11	3-7	0-0	0	6	6	5	1	15	1	3	2	2	0	0	0	0	
20	Alex Kazanecki	24:35	0-3	0-3	0-0	0	0	0	1	0	0	1	0	0	0	0	0	0	-5	
35	Bouna Kebe	03:03	0-1	0-0	0-0	0	0	0	0	0	0	0	0	0	0	0	0	0	0	
12	Alex McFadden	00:01	0-0	0-0	0-0	0	0	0	1	0	0	0	0	0	0	0	0	0	-1	
Team									1	2	3			0	1					
Totals			24-55	11-32	5-6	6	20	26	19	12	64	12	8	4	5	3	3			

Major Fouls: Houser (TF) 2nd 4:18

	JSU	DEL
Biggest lead	11 (1 st 2:23)	2 (1 st 19:44)
Best Scoring Run	8 (1 st 14:42)	11 (2 nd 17:37)
Lead Changes	9	
Times Tied	5	
Time with Lead	34:22	02:50

Points from	JSU	DEL
Turnovers	8	10
Paint	28	24
Second Chance	9	2
Fast Breaks	7	6
Bench	19	0

Shooting By Period	
1 st FG%	12-28 42.9%
3PT%	6-16 37.5%
FT%	1-2 50%
2 nd FG%	12-27 44.4%
3PT%	5-16 31.3%
FT%	4-4 100%
GM FG%	24-55 43.6%
3PT%	11-32 34.4%
FT%	5-6 83.3%

Dead Ball Rebounds: 1,0

GAME 14 - DELAWARE 67, KENNESAW STATE 52



Official Basketball Box Score - Final
Kennesaw St. at Delaware
 01/04/26 Bob Carpenter Center, Newark
 2025-26 Men's Basketball

Game Time: 2:00 PM
 Game Duration: 1:45
 Attendance: 1,439

Officials: Bart Lenox, Chuck Jones, Michael Wallace

Kennesaw St. - 52

Record: 8-6 (0-3)

NO	Name	Min	FG M-A	3P M-A	FT M-A	Rebounds OR DR TOT	Fouls PF	TP AS	TO	ST	Blocks BS BA	+/-				
0	Ramone Seals	F 29:20	3-10	3-9	2-2	3 1 4	3 3 11	0	2	0	1	-8				
2	Trey Simpson	F 21:28	0-5	0-4	0-0	0 3 3	0 0 0	0	0	1	0	0				
13	Braeden Lue	F 34:25	4-11	1-2	2-2	5 5 10	1 4 11	2	3	2	4	-8				
23	Amir Taylor	F 09:12	0-1	0-0	0-0	1 3 4	1 0 0	1	0	0	0	1				
5	Simeon Cottle	G 37:36	6-21	2-16	2-2	1 2 3	2 2 16	7	3	0	0	-14				
3	Darius Washington III	13:01	0-0	0-0	0-0	2 2 2	2 0 0	0	1	1	0	-13				
6	Frankquon Sherman	21:44	2-4	0-0	3-4	2 2 4	4 2 7	0	1	0	0	0				
11	RJ Johnson	01:50	0-1	0-1	0-0	0 0 0	0 0 0	0	0	0	0	-8				
12	Perry Smith Jr.	14:28	1-3	0-0	0-0	2 3 5	1 0 2	0	1	2	0	0				
4	Kaden Rickard	16:56	1-4	1-3	2-2	1 3 4	2 3 5	0	1	1	0	-3				
Team						0 0 0	0 0	0	0							
Totals			17-60	7-35	11-12	15	24	39	16	14	52	11	13	6	8	-15

Major Fouls: NONE

Delaware - 67

Record: 5-9 (1-2)

NO.	Name	Min	FG M-A	3P M-A	FT M-A	Rebounds OR DR TOT	Fouls PF FD	TP	AS	TO	ST	Blocks BS BA	+/-
5	Macon Emory	F 36:00	3-6	0-3	1-2	1 8 9	2 2 7	2	1	3	3	1	14
11	Jayden Taylor	F 22:14	2-4	0-1	1-5	0 4 4	2 4 5	0	3	1	3	0	-3
44	Tyler Houser	F 33:09	7-9	3-5	2-2	0 1 1	4 2 19	1	4	0	0	0	12
00	Christian Bliss	G 40:00	6-13	1-4	6-7	3 5 8	3 7 19	7	2	2	0	1	15
4	Justyn Fernandez	G 38:12	5-16	0-0	0-0	1 3 4	0 0 10	2	0	0	1	1	4
20	Alex Kazanecki	23:34	1-2	1-2	0-0	0 2 2	0 0 0	0	0	0	0	0	21
35	Bouna Kebe	06:51	2-2	0-0	0-1	0 1 1	3 1 4	0	0	1	1	0	3
Team						1 4 5	0 0	0	0				
Totals			26-52	5-15	10-17	6 28 34	14 16 67	12	10	8	6	15	

Major Fouls: NONE

	KSU	DEL
Biggest lead	5 (1 st 17:23)	15 (2 nd 1:44)
Best Scoring Run	9 (1 st 4:01)	13 (1 st 10:20)
Lead Changes	3	
Times Tied	1	
Time with Lead	08:55	30:50

Points from	KSU	DEL
Turnovers	9	8
Paint	14	38
Second Chance	8	4
Fast Breaks	7	2
Bench	14	7

Period by Period Scoring	1st	2nd	TOT
KSU	22	30	52
DEL	29	38	67

GAME 15 - SAM HOUSTON 72, DELAWARE 60



Official Basketball Box Score - Final
Delaware at Sam Houston
 01/08/26 Johnson Coliseum, Huntsville, Texas
 2025-26 Men's Basketball

Game Time: 6:30 PM
 Game Duration: 1:58
 Attendance: 675

Officials: Anthony Jordan, Lucas Santos, Bharat Rammanan

Delaware - 60

Record: 5-10 (1-3)

NO.	Name	Min	FG M-A	3P M-A	FT M-A	Rebounds OR DR TOT	Fouls PF FD	TP	AS	TO	ST	Blocks BS BA	+/-							
5	Macon Emory	F 32:53	2-6	1-4	0-2	3 2 5	3 1 5	1	1	1	1	0	-14							
11	Jayden Taylor	F 19:22	2-2	0-0	0-0	0 3 3	1 0 4	1	0	1	0	0	-14							
44	Tyler Houser	F 38:04	6-12	2-7	1-2	0 7 7	5 2 15	2	1	0	1	0	-8							
00	Christian Bliss	G 40:00	5-16	4-11	4-4	0 3 3	2 6 18	7	2	2	0	0	-12							
4	Justyn Fernandez	G 36:59	5-13	3-8	2-2	0 5 5	4 4 15	1	3	0	2	1	-14							
20	Alex Kazanecki	31:02	1-3	0-1	1-2	2 3 5	2 1 3	0	1	0	1	0	3							
35	Bouna Kebe	01:40	0-1	0-1	0-0	0 0 0	0 0 0	0	0	0	0	0	-1							
Team						1 3 4	0 0	0	1											
Totals						21-53	10-32	8-12	6	26	32	17	14	60	12	9	4	4	1	-12

Major Fouls: Fernandez (F1) 1st 8:03

Sam Houston - 72

Record: 9-6 (1-3)

NO.	Name	Min	FG M-A	3P M-A	FT M-A	Rebounds OR DR TOT	Fouls PF FD	TP	AS	TO	ST	Blocks BS BA	+/-						
8	Veljko Ilic	F 28:35	7-13	0-0	1-3	5 8 13	2 4 15	4	0	1	0	1	13						
4	Kashie Natt	G 17:39	2-4	1-2	4-4	1 3 4	3 2 9	1	1	1	0	0	12						
5	Justin Begg	G 21:57	3-7	1-2	4-4	0 3 3	4 3 11	3	1	2	0	0	8						
25	Damon Nicholas Jr.	G 22:47	0-6	0-1	2-2	1 6 7	1 1 2	0	1	0	0	1	9						
35	PoBoigh King	G 33:49	7-18	5-13	3-3	0 2 2	0 3 22	1	1	1	1	0	2						
55	Jacob Walker	33:15	2-4	1-3	2-2	1 1 2	1 2 7	5	1	2	0	0	0						
10	Jaxson Ford	10:50	3-3	0-0	0-0	3 3 6	1 0 6	0	0	0	0	0	-7						
13	Isaiah Manning	14:01	0-5	0-3	0-0	1 0 1	1 0 1	0	0	0	0	0	0						
2	Jacobe Coleman	08:52	0-4	0-2	0-0	0 2 2	1 0 0	0	0	0	0	0	1						
1	CJ Beaumont	08:15	0-0	0-0	0-0	0 0 0	1 0 0	0	1	0	0	1	9						
Team						3	1	4	0	0	0	0	0						
Totals						24-64	8-26	16-18	15	29	44	14	17	72	16	5	1	4	12

Major Fouls: NONE

	DEL	SHSU
Biggest lead	0 (1 st 20:00)	15 (2 nd 16:56)
Best Scoring Run	9 (2 nd 13:24)	8 (2 nd 18:20)
Lead Changes	0	
Times Tied	0	
Time with Lead	00:00	39:39

Points from	DEL	SHSU
Turnovers	0	12
Paint	20	30
Second Chance	5	12
Fast Breaks	3	12
Bench	3	13

Shooting By Period	
1 st FG%	13-35 37.1%
3PT%	3-9 33.3%
FT%	1-3 33.3%
2 nd FG%	11-2

delaware

BOX SCORES

GAME 17 - UTEP 70, DELAWARE 69



Official Basketball Box Score - Final
UTEP at Delaware
 01/15/26 Bob Carpenter Center, Newark
 2025-26 Men's Basketball

Game Time: 7:00 PM
 Game Duration: 1:57
 Attendance: 2,113

Officials: Olands Poole, Todd Austin, Garrick Shannon

UTEP - 70 Record: 6-11 (2-4)

NO.	Name	Min	FG	3P	FT	Rebounds	Fouls	TP	AS	TO	ST	Blocks	+/-
			M-A	M-A	M-A	OR DR TOT	PF FD					BS BA	
13	Kaseem Watson	F 36:34	7-17	3-7	3-3	2 6 8	2 3	20	1	1	0	1 0	4
15	Jamal West Jr.	F 35:01	7-9	1-1	1-3	2 8 10	3 2	16	3	1	0	2 0	5
33	Elijah Jones	F 30:36	5-14	0-5	0-0	0 6 6	1 1	10	1	0	1	3 1	3
1	KJ Thomas	G 31:17	4-6	0-2	1-1	0 2 2	4 4	9	3	1	1	0 0	3
4	Caleb Blackwell	G 35:41	5-11	4-7	1-2	0 2 2	4 3	15	3	1	2	0 0	-1
3	Bobby Montgomery Jr.	G 01:12	0-0	0-0	0-0	0 0 0	0 0	0	0	0	0	0 0	0
7	LA Hayes	04:09	0-1	0-0	0-0	0 0 0	1 0	0	0	0	0	0 0	-4
11	Trey Horton	18:10	0-2	0-2	0-0	1 1 2	1 0	0	2	0	0	0 0	-4
23	Cassius Brooks	07:22	0-0	0-0	0-0	0 1 1	0 0	0	0	0	0	0 0	0
Team						1 0 1	0	0					
Totals			28-60	8-24	6-9	6 26 32	16 13	70	13	4	4	6 1	1

Major Fouls: NONE

Delaware - 69 Record: 5-12 (1-5)

NO.	Name	Min	FG	3P	FT	Rebounds	Fouls	TP	AS	TO	ST	Blocks	+/-
			M-A	M-A	M-A	OR DR TOT	PF FD					BS BA	
5	Macon Emory	F 37:02	7-10	4-4	3-4	1 6 7	3 4	21	1	0	0	0 1	-1
11	Jayden Taylor	F 18:26	0-1	0-1	2-2	4 2 6	2 1	2	1	1	0	0 0	1
44	Tyler Houser	F 36:32	5-15	1-4	7-9	3 2 5	3 6	18	4	0	0	0 0	-4
00	Christian Bliss	G 40:00	3-9	1-4	3-6	0 7 7	4 5	10	6	5	1	0 1	-1
4	Justyn Fernandez	G 34:40	6-14	3-6	0-0	1 4 5	1 0	15	2	1	0	0 0	0
20	Alex Kazanecki	29:52	1-4	1-3	0-0	0 4 4	0 0	3	0	1	0	0 1	-3
35	Bouna Kebe	03:28	0-1	0-0	0-0	0 1 1	0 0	0	0	0	0	1 0	3
Team						2 2 4	0	0					
Totals			22-54	10-22	15-21	11 28 39	13 16	69	14	8	1	1 6	-1

Major Fouls: NONE

		UTEP	DEL
Biggest lead		3 (1 st 19:15)	10 (1 st 5:41)
Best Scoring Run		7 (2 nd 14:24)	7 (1 st 5:41)
Lead Changes		6	
Times Tied		8	
Time with Lead		06:26	25:21

Points from	UTEP	DEL
Turnovers	7	4
Paint	34	24
Second Chance	8	15
Fast Breaks	7	0
Bench	0	3

Period by Period Scoring			
	1st	2nd	TOT
UTEP	30	40	70
DEL	36	33	69

		Period by Period Scoring
		1st 2nd TOT
UTEP		30 40 70
DEL		36 33 69

		Shooting By Period
		1 st FG% 12-28 42.9%
		3PT% 4-14 28.6%
		FT% 2-3 66.7%
		2 nd FG% 16-32 50.0%
		3PT% 4-10 40.0%
		FT% 4-5 80.0%
		GM FG% 28-60 46.7%
		3PT% 8-24 33.3%
		FT% 6-9 66.7%
		Dead Ball Rebounds: 1, 0

		Shooting By Period
		1 st FG% 11-26 42.3%
		3PT% 6-13 46.2%
		FT% 8-10 80%
		2 nd FG% 11-28 39.3%
		3PT% 4-9 44.4%
		FT% 7-11 63.6%
		GM FG% 22-54 40.7%
		3PT% 10-22 45.5%
		FT% 15-21 71.4%
		Dead Ball Rebounds: 1, 0

GAME 18 - NEW MEXICO STATE 97, DELAWARE 68



Official Basketball Box Score - Final
New Mexico St. at Delaware
 01/17/26 Bob Carpenter Center, Newark
 2025-26 Men's Basketball

Game Time: 2:00 PM
 Game Duration: 1:56
 Attendance: 2,560

Officials: Steve Divine, Jabir Walker, R.B. Cuybur

New Mexico St. - 97 Record: 10-7 (3-4)

NO.	Name	Min	FG	3P	FT	Rebounds	Fouls	TP	AS	TO	ST	Blocks	+/-
			M-A	M-A	M-A	OR DR TOT	PF FD					BS BA	
0	Julius Mims	F 29:52	6-6	0-0	1-1	1 9 10	2 1	13	2	1	1	1 0	11
3	Kyrese Mullen	F 16:36	1-5	1-4	0-0	2 1 3	5 2	3	2	0	1	0 0	18
4	Jae/Coby Osborne	F 25:00	3-4	0-0	0-0	2 5 7	2 0	6	0	0	0	0 0	11
11	Elijah Elliott	G 20:51	5-9	3-6	1-1	0 1 1	3 1	14	4	1	0	0 0	11
21	Jamel Jones	G 30:08	7-15	1-4	4-4	1 3 4	1 4	19	5	1	1	0 0	23
5	Chris Terrell	15:36	3-5	1-2	0-0	0 2 2	2 0	7	2	1	1	0 0	15
9	Anthony Wreszcz	22:49	5-8	4-7	0-0	0 0 0	4 0	14	1	0	0	0 0	19
24	Cyr Malonga	02:25	0-0	0-0	0-0	0 0 0	1 0	0	0	0	0	0 0	-3
8	Jayland Randall	25:01	4-8	2-3	5-5	1 2 3	0	2	15	2	0	0 1	22
1	Gabe Pickens	03:33	1-1	1-1	0-0	0 0 0	0 0	3	1	0	0	0 0	3
44	Augustine Ekwe	02:42	0-0	0-0	0-0	0 0 0	0 0	0	0	0	1	1 0	6
7	Trysten Eagletstaff	01:49	0-1	0-0	0-0	0 0 0	0 0	0	0	0	0	0 0	3
12	Christian Villegas	01:49	0-0	0-0	0-0	1 0 0	0 0	0	0	0	0	0 0	3
20	Amarco Doyle	01:49	1-1	1-1	0-0	0 1 1	0 0	3	0	0	0	0 0	3
Team						2 2 4	0	0					
Totals			36-63	14-28	11-11	9 26 35	20 10	97	19	4	5	3 1	29

Major Fouls: NONE

Delaware - 68 Record: 5-13 (1-6)

NO.	Name	Min	FG	3P	FT	Rebounds	Fouls	TP	AS	TO	ST	Blocks	+/-
			M-A	M-A	M-A	OR DR TOT	PF FD					BS BA	
5	Macon Emory	F 38:11	2-10	1-4	0-1	0 6 6	3 1	5	0	1	0	0 1	-26
11	Jayden Taylor	F 28:50	1-1	0-0	1-2	2 3 5	1 1	3	1	0	0	0 0	-13
44	Tyler Houser	F 36:07	8-15	4-7	5-5	1 3 4	3 3	25	2	0	0	0 2	-24
00	Christian Bliss	G 37:18	6-11	2-5	5-8	0 1 1	1 12	19	5	1	0	0 0	-23
4	Justyn Fernandez	G 36:22	5-11	2-5	2-2	1 4 5	2 2	14	3	4	0	0 0	-19
20	Alex Kazanecki	15:41	1-3	0-1	0-0	0 0 0	0 0	2	0	0	0	0 0	-28
15	Houston Emory	03:53	0-0	0-0	0-0	1 0 1	0 0	0	0	0	0	0 0	5
10	Brandon Balfone	01:49	0-1	0-0	0-0	0 0 0	0 0	0	0	0	0	0 0	-3
12	Alex McFadden	01:49	0-0	0-0	0-0	0 0 0	0 0	0	1	0	0	0 0	-4
Team						1 1 2	0	0					
Totals			23-52	9-22	13-18	6 18 24	10 20	68	12	6	1	1 3	-29

Major Fouls: NONE

		NMSU	DEL
Biggest lead		29 (2 nd 0:23)	0 (1 st 20:00)
Best Scoring Run		13 (1 st 8:07)	9 (2 nd 16:21)
Lead Changes		0	
Times Tied		0	
Time with Lead		39:13	00:00

Points from	NMSU	DEL
Turnovers	10	5
Paint	34	20
Second Chance	18	8
Fast Breaks	2	2
Bench	42	2

Period by Period Scoring			
	1st	2nd	TOT
NMSU	49	48	97
DEL	30	38	68

		Period by Period Scoring
		1st 2nd TOT
NMSU		49 48 97
DEL		30 38 68

GAME 19 - LIBERTY 67, DELAWARE 51



Official Basketball Box Score - Final
Delaware at Liberty
 01/24/26 Liberty Arena, Lynchburg, Va.
 2025-26 Men's Basketball

Game Time: 1:00 PM
 Game Duration: 1:42
 Attendance: 3,475

Officials: Michael Wallace, Matt Jamian, Jason Deering

Delaware - 51 Record: 5-14 (1-7)

NO.	Name	Min	FG	3P	FT	Rebounds	Fouls	TP	AS	TO	ST	Blocks	+/-
			M-A	M-A	M-A	OR DR TOT	PF FD					BS BA	
5	Macon Emory	F 35:15	2-7	1-5	0-0	0 5 5	1 1	5	1	2	2	1 0	-15
11	Jayden Taylor	F 24:55	2-3	0-0	0-2	1 4 5	4 1	4	0	0	0	1 1	-5
44	Tyler Houser	F 23:47	3-6	0-1	0-1	0 3 3	0 1	6	2	1	1	0 0	-3
00	Christian Bliss	G 40:00	5-8	2-2	5-6	0 6 6	2 6	17	1	3	1	0 0	-16
4	Justyn Fernandez	G 40:00	6-15	2-6	2-2	0 5 5	1 1	16	1	8	1	0 1	-16
15	Houston Emory	12:02	0-0	0-0	0-2	0 0 0	2 1	0	1	0	0	0 0	-10
20	Alex Kazanecki	24:01	1-2	1-2	0-0	0 1 1	1 0	3	0	1	1	0 0	-15
Team						0 2 2	0	0					
Totals			19-41	6-16	7-13	1 26 27	11 11	51	6	16	6	2 2	-16

Major Fouls: NONE

Liberty - 67 Record: 17-3 (9-0)

No.	Name	Min	FG M-A	3P M-A	FT M-A	Rebounds OR DR TOT	Fouls PF FD	TP	AS	TO	ST	Blocks BS BA	+/-	
25	Zach Cleveland	F 31:47	1-2	0-0	2-4	1 7 8	2 2	4	6	3	2	1 0	12	
0	Colin Porter	G 37:01	3-9	2-7	0-0	0 5 5	2 3	8	7	3	1	0 0	12	
3	Kaden Metheny	G 30:08	3-10	3-10	0-0	0 1 1	1 0	9	4	0	2	0 0	18	
4	Brett Decker Jr.	G 33:33	8-16	6-12	3-3	1 3 4	0 2	25	2	0	1	0 0	13	
9	JJ Harper	G 27:11	4-8	0-0	2-4	0 3 3	2 2	2	0	2	1	2 2	9	
12	Josh Smith	20:05	4-4	0-0	0	1 3 4	1 1	8	0	0	0	0 0	19	
1	Zander Carter	16:15	1-2	0-1	1-2	1 2 3	1 1	3	0	0	2	0 0	3	
21	Ryan Jones Jr.	01:34	0-0	0-0	0-0	0 0 0	0 0	0	0	0	0	0 0	-1	
15	Drew Grimes	01:04	0-0	0-0	0-0	0 0 0	0 0	0	0	0	0	0 0	-2	
20	Torr Sorensen	01:04	0-0	0-0	0-0	0 0 0	0 0	0	0	0	0	0 0	-2	
23	TJ Darrin	00:18	0-0	0-0	0-0	0 0 0	0 0	0	0	0	0	0 0	-1	
Team						0	23	0	0	0	0			
Totals			24:51	11-30	8-13	5	20	28	11	67	21	6	10	2 2 16

DELAWARE TV/RADIO CHART



00

Christian Bliss

Junior | G | 6-4 | 190
Queens, N.Y. / George School
(Virginia)



1

Mason Ellison

Freshman | G | 6-4 | 170
Edgewood, Md. / Loyola Blakefield



3

Cavan Reilly


Senior | G | 6-4 | 200
Lovettville, Va. / Bishop O'Donnell



4

Justyn Fernandez

Senior | G | 6-5 | 210
Richmond, Va. / IMG Academy
(George Mason/Providence)



5

Macon Emory

Sophomore | F | 6-8 | 200
Devon, Pa. / Perkiomen



10

Brandon Baffone

Junior | G | 6-1 | 175
Hockessin, Del. / Salesianum



11

Jayden Taylor

Freshman | F | 6-8 | 185
Newark, Del. / Sanford School



12

Alex McFadden

Sophomore | G | 6-1 | 175
Wayne, Pa. / Radnor



14

Lance Piper


Sophomore | G | 6-6 | 180
Holtville, N.Y. / Phelps School
(South Carolina)



15

Houston Emory

Senior | F | 6-9 | 205
Devon, Pa. / Blue Ridge School



20

Alex Kazanecki

Freshman | G | 6-6 | 190
Morrow, Ohio / Archbishop Moeller



21

Nnanna Njoku


Graduate | F | 6-9 | 250
Bear, Del. / Sanford School
(Villanova)



35

Bouna Kebe


Senior | F | 6-9 | 216
Dakar, Senegal / Promise Prep.
(Gillette CC/Memphis)



44

Tyler Houser

Senior | F | 6-9 | 255
Camp Hill, Pa. / Cedar Cliff
(VMI)



55

Jameel Brown

Senior | G | 6-4 | 200
Philadelphia, Pa. / The Haverford School
(Penn State/Temple)



Martin Ingelsby

Head Coach
10th Season




Bill Phillips

Associate Head Coach
10th Season



Antoni Wyche

Assistant Coach
First Season




Danny O'Connor

Assistant Coach
10th Season



Christian Nunez

Assistant Coach /
Director of Player Development
Second Season















Steven Galgano

Director of
Basketball Operations
Third Season

DELAWARE BLUE HENS SPOTTING CHART

NOTES: Returns 6 from 24-25, welcome 9 newcomers... Started eight different lineups this season... 79-55 at home under Ingelsby compared to 47-78 on the road... 102-27 under Ingelsby when holding opp. under 70 pts... 98-76 when scoring first under Ingelsby... 126-38 under Ingelsby when leading at halftime

RECORD	2025-26	LAST YR.	STATS	DEL	OPP	UTEP	OPP	LAST THREE GAMES...
Overall	6-14	16-20	FG%	44.3	42.6	43.1	45.8	January 28 at New Mexico St. W, 73-64
CUSA	2-7	5-13 (CAA)	3PT%	36.0	33.7	33.6	35.6	Hens even season series vs. Aggies
Home	3-7	8-7	FT%	73.0	76.1	68.6	69.7	January 24 at Liberty L, 67-51
Away	2-6	3-11	Points	65.8	71.5	69.3	72.3	Strong second half leads Flames past Hens
Neutral	1-1	6-2	Rebounds	31.6	35.0	32.0	35.4	January 17 vs New Mexico St. L, 97-68
			Assists	12.7	14.1	12.6	12.9	Aggies too much for Hens to handle

	<div>00 CHRISTIAN BLISS</div> <div>jr g 6-4 190 queens n.y. george school (virginia)</div> <table><tr><td>PPG</td><td>15.6</td><td>SPG</td><td>1.9</td><td>FG%</td><td>41.3</td></tr><tr><td>RPG</td><td>5.5</td><td>BPG</td><td>0.1</td><td>3FG%</td><td>39.3</td></tr><tr><td>APG</td><td>6.0</td><td>MPG</td><td>39.1</td><td>FT%</td><td>81.4</td></tr></table>	PPG	15.6	SPG	1.9	FG%	41.3	RPG	5.5	BPG	0.1	3FG%	39.3	APG	6.0	MPG	39.1	FT%	81.4	<div><ul style="list-style-type: none">Transferred this season from Virginia; Rated three-star recruit by 247Sports out of high schoolStarted every game this season, including collegiate debut at BucknellTallied 10+ points in 18 of 20 gamesOne of two players in the nation with at least 15.6 ppg, 5.5 rpg, and 6.0 apg32nd nationally with 6.0 assists per game1st in the nation with 39:07 minutes per gameNamed CUSA Rookie of the Week after averaging 16.5 ppg, 7.0 rpg, and 6.5 apg vs Del St and GW</div>	<div><div>POINTS</div>27 vs. Jacksonville St 1/2/26</div> <div><div>REBOUNDS</div>9, twice</div> <div><div>ASSISTS</div>11 vs. UNC-G 11/25/25</div> <div><div>BLOCKS</div>1, three times</div> <div><div>STEALS</div>3, three times</div> <div><div>MINUTES</div>45, twice</div> <div><div>LAST GAME</div>23 pts, 6 rbs, 4 asts, 2 stls</div>
PPG	15.6	SPG	1.9	FG%	41.3																
RPG	5.5	BPG	0.1	3FG%	39.3																
APG	6.0	MPG	39.1	FT%	81.4																
	<div>1 MASON ELLISON</div> <div>fr g 6-4 170 edgewood, md. layola blakefield</div> <table><tr><td>PPG</td><td>4.7</td><td>SPG</td><td>0.7</td><td>FG%</td><td>37.5</td></tr><tr><td>RPG</td><td>1.3</td><td>BPG</td><td>--</td><td>3FG%</td><td>16.7</td></tr><tr><td>APG</td><td>0.9</td><td>MPG</td><td>21.1</td><td>FT%</td><td>58.3</td></tr></table>	PPG	4.7	SPG	0.7	FG%	37.5	RPG	1.3	BPG	--	3FG%	16.7	APG	0.9	MPG	21.1	FT%	58.3	<div><ul style="list-style-type: none">Played in seven games this season, with lone start vs Southern IllinoisTallied CH 10 pts in home opener against DII WilmingtonMissed last 12 games due to injury; expected to be sidelined for a few weeks1,000-point scorer at Loyola Blakefield High SchoolOne of three true freshmen on the roster</div>	<div><div>POINTS</div>10 vs. Wilmington 11/7/25</div> <div><div>REBOUNDS</div>4 vs. Southern Illinois 11/23/25</div> <div><div>ASSISTS</div>2 vs. Saint Peter's 11/18/25</div> <div><div>BLOCKS</div></div> <div><div>STEALS</div>2 at Bucknell 11/3/25</div> <div><div>MINUTES</div>27, twice</div> <div><div>LAST GAME</div>DNP - injury</div>
PPG	4.7	SPG	0.7	FG%	37.5																
RPG	1.3	BPG	--	3FG%	16.7																
APG	0.9	MPG	21.1	FT%	58.3																
	<div>3 CAVAN REILLY (CAV-in)</div> <div>sr. g 6-4 188 lovettsville, va. bishop o'connell</div> <table><tr><td>PPG</td><td>3.0</td><td>SPG</td><td>1.0</td><td>FG%</td><td>12.5</td></tr><tr><td>RPG</td><td>1.0</td><td>BPG</td><td>--</td><td>3FG%</td><td>0.0</td></tr><tr><td>APG</td><td>1.0</td><td>MPG</td><td>22.0</td><td>FT%</td><td>50.0</td></tr></table>	PPG	3.0	SPG	1.0	FG%	12.5	RPG	1.0	BPG	--	3FG%	0.0	APG	1.0	MPG	22.0	FT%	50.0	<div><ul style="list-style-type: none">Ninth in program history with 166 3FGs; Closing in on 1,000 career points (865)Voted team captainCUSA Preseason All-ConferenceReturns to UD for senior campaignMissed every game since opener due to injuryLed team and 3rd nationally among freshmen in 3FG with minimum 25 made during rookie yearSet program record for 3FG% by a rookie (45.3)</div>	<div><div>POINTS</div>24, twice</div> <div><div>REBOUNDS</div>6, three times</div> <div><div>ASSISTS</div>4, three times</div> <div><div>BLOCKS</div>1, 12 times</div> <div><div>STEALS</div>6 at Towson 2/13/25</div> <div><div>MINUTES</div>39 at Hampton 1/11/25</div> <div><div>LAST GAME</div>DNP - injury</div>
PPG	3.0	SPG	1.0	FG%	12.5																
RPG	1.0	BPG	--	3FG%	0.0																
APG	1.0	MPG	22.0	FT%	50.0																
	<div>4 JUSTYN FERNANDEZ</div> <div>sr g 6-5 210 richmond, va. img academy (providence/george mason)</div> <table><tr><td>PPG</td><td>14.5</td><td>SPG</td><td>0.8</td><td>FG%</td><td>44.8</td></tr><tr><td>RPG</td><td>4.5</td><td>BPG</td><td>0.6</td><td>3FG%</td><td>41.6</td></tr><tr><td>APG</td><td>2.5</td><td>MPG</td><td>35.9</td><td>FT%</td><td>84.6</td></tr></table>	PPG	14.5	SPG	0.8	FG%	44.8	RPG	4.5	BPG	0.6	3FG%	41.6	APG	2.5	MPG	35.9	FT%	84.6	<div><ul style="list-style-type: none">Transferred from Providence this season after two seasons at George MasonVoted team captain in first year at DelawareMissed first three games due to injury; started every game sinceScored 10+ points in 15 of 17 games played, including eight straightNamed CUSA Player of the Week after averaging 22.0 ppg, 4.5 rpg, 2.0 apg, 1.0 bpg, and 1.0 spg20th nationally with 35:56 minutes per gameRated four-star recruit by 247Sports out of high school</div>	<div><div>POINTS</div>24 at George Washington 12/10/25</div> <div><div>REBOUNDS</div>7, twice</div> <div><div>ASSISTS</div>6 vs. Iona 12/1/25</div> <div><div>BLOCKS</div>2, twice</div> <div><div>STEALS</div>3 vs. Saint Peter's 11/18/25</div> <div><div>MINUTES</div>40, three times</div> <div><div>LAST GAME</div>13 pts, 5 rbs, 4 asts</div>
PPG	14.5	SPG	0.8	FG%	44.8																
RPG	4.5	BPG	0.6	3FG%	41.6																
APG	2.5	MPG	35.9	FT%	84.6																
	<div>5 MACON EMORY (MAKE-in)</div> <div>so f 6-8 200 devon, pa. perkiomen school</div> <table><tr><td>PPG</td><td>11.4</td><td>SPG</td><td>1.2</td><td>FG%</td><td>45.9</td></tr><tr><td>RPG</td><td>7.0</td><td>BPG</td><td>0.7</td><td>3FG%</td><td>30.2</td></tr><tr><td>APG</td><td>1.4</td><td>MPG</td><td>36.1</td><td>FT%</td><td>73.9</td></tr></table>	PPG	11.4	SPG	1.2	FG%	45.9	RPG	7.0	BPG	0.7	3FG%	30.2	APG	1.4	MPG	36.1	FT%	73.9	<div><ul style="list-style-type: none">Joins brother Houston as one of 16 sets of brothers to play on same team this season in DIStarted every game this seasonTallied first four career double-doubles this seasonScored 10+ points in 13 of 20 gamesTallied CH 21 points on 7-of-10 shooting, including 4-of-4 from deep vs UTEP13th nationally with 36:08 minutes per gameBoth parents played college basketball at William & Mary</div>	<div><div>POINTS</div>21 vs. UTEP 1/15/26</div> <div><div>REBOUNDS</div>14 vs. Wilmington 11/7/25</div> <div><div>ASSISTS</div>6 at Delaware State 12/6/25</div> <div><div>BLOCKS</div>3, three times</div> <div><div>STEALS</div>3, four times</div> <div><div>MINUTES</div>43 at Delaware State 12/6/25</div> <div><div>LAST GAME</div>11 pts, 3 rbs, CH 3 stls</div>
PPG	11.4	SPG	1.2	FG%	45.9																
RPG	7.0	BPG	0.7	3FG%	30.2																
APG	1.4	MPG	36.1	FT%	73.9																
	<div>11 JAYDEN TAYLOR</div> <div>fr f 6-8 200 newark, del. sanford school</div> <table><tr><td>PPG</td><td>3.1</td><td>SPG</td><td>0.1</td><td>FG%</td><td>59.0</td></tr><tr><td>RPG</td><td>2.7</td><td>BPG</td><td>0.4</td><td>3FG%</td><td>33.3</td></tr><tr><td>APG</td><td>0.2</td><td>MPG</td><td>16.1</td><td>FT%</td><td>51.9</td></tr></table>	PPG	3.1	SPG	0.1	FG%	59.0	RPG	2.7	BPG	0.4	3FG%	33.3	APG	0.2	MPG	16.1	FT%	51.9	<div><ul style="list-style-type: none">Appeared in every game this season, making first-career start at #7 BYUOne of three true freshmen on the teamGrandfather (Richard Hickman) and uncle (Stan Waterman) both played basketball at UDThird-highest ranked 247Sports composite recruit in program-historyWon 2025 Delaware State Championship at Sanford inside Bob Carpenter Center</div>	<div><div>POINTS</div>11 at LA Tech 1/10/26</div> <div><div>REBOUNDS</div>7 at LA Tech 1/10/26</div> <div><div>ASSISTS</div>1, five times</div> <div><div>BLOCKS</div>3 vs. Kennesaw St 1/4/26</div> <div><div>STEALS</div>1, three times</div> <div><div>MINUTES</div>37 at BYU 11/1/25</div> <div><div>LAST GAME</div>3 rbs</div>
PPG	3.1	SPG	0.1	FG%	59.0																
RPG	2.7	BPG	0.4	3FG%	33.3																
APG	0.2	MPG	16.1	FT%	51.9																
	<div>15 HOUSTON EMORY</div> <div>sr. f 6-9 205 devon, pa. blue ridge school</div> <table><tr><td>PPG</td><td>0.8</td><td>SPG</td><td>0.2</td><td>FG%</td><td>50.0</td></tr><tr><td>RPG</td><td>0.8</td><td>BPG</td><td>0.6</td><td>3FG%</td><td>--</td></tr><tr><td>APG</td><td>0.2</td><td>MPG</td><td>7.7</td><td>FT%</td><td>28.6</td></tr></table>	PPG	0.8	SPG	0.2	FG%	50.0	RPG	0.8	BPG	0.6	3FG%	--	APG	0.2	MPG	7.7	FT%	28.6	<div><ul style="list-style-type: none">Joins brother Macon as one of 16 sets of brothers to play on same team this season nationwideReturns to UD for senior seasonAppeared in 13 games this seasonTied CH 3 blocks at BucknellBoth parents played college basketball at William & Mary</div>	<div><div>POINTS</div>5 at UNCW 3/1/25</div> <div><div>REBOUNDS</div>5 vs. Robert Morris 11/7/24</div> <div><div>ASSISTS</div>2 at Iona 11/2/24</div> <div><div>BLOCKS</div>3, twice</div> <div><div>STEALS</div>2, twice</div> <div><div>MINUTES</div>14 at UNCW 3/1/25</div> <div><div>LAST GAME</div>2 min off the bench</div>
PPG	0.8	SPG	0.2	FG%	50.0																
RPG	0.8	BPG	0.6	3FG%	--																
APG	0.2	MPG	7.7	FT%	28.6																
	<div>20 ALEX KAZAKECKI (KAZ-uh-neck-ee)</div> <div>fr. f 6-6 190 morrow, ohio archbishop moeller</div> <table><tr><td>PPG</td><td>4.6</td><td>SPG</td><td>0.2</td><td>FG%</td><td>43.6</td></tr><tr><td>RPG</td><td>1.8</td><td>BPG</td><td>0.5</td><td>3FG%</td><td>34.6</td></tr><tr><td>APG</td><td>0.6</td><td>MPG</td><td>23.9</td><td>FT%</td><td>75.0</td></tr></table>	PPG	4.6	SPG	0.2	FG%	43.6	RPG	1.8	BPG	0.5	3FG%	34.6	APG	0.6	MPG	23.9	FT%	75.0	<div><ul style="list-style-type: none">Played in every game this season, including three startsPosted CH 17 points against SIU shooting 6-9 and 4-6 from threeOne of three true freshmen on the roster2024-25 All-Southwest District Player of the Year in high school after leading league with 16.6 ppg</div>	<div><div>POINTS</div>17 vs. Southern Illinois 11/23/25</div> <div><div>REBOUNDS</div>6 vs. Wilmington 11/7/25</div> <div><div>ASSISTS</div>3 at LA Tech 1/10/26</div> <div><div>BLOCKS</div>2, twice</div> <div><div>STEALS</div>2 at Delaware State 12/6/25</div> <div><div>MINUTES</div>40 vs. UNC-G 11/25/25</div> <div><div>LAST GAME</div>8 pts, 3 rbs, CH 2 blks</div>
PPG	4.6	SPG	0.2	FG%	43.6																
RPG	1.8	BPG	0.5	3FG%	34.6																
APG	0.6	MPG	23.9	FT%	75.0																
	<div>21 NNANNA NJOKU (nah-nah n-JOE-koo)</div> <div>gr f 6-9 250 bear, del. sanford school (villanova)</div> <table><tr><td>PPG</td><td>2.0</td><td>SPG</td><td>0.5</td><td>FG%</td><td>14.3</td></tr><tr><td>RPG</td><td>1.5</td><td>BPG</td><td>0.5</td><td>3FG%</td><td>--</td></tr><tr><td>APG</td><td>--</td><td>MPG</td><td>13.0</td><td>FT%</td><td>50.0</td></tr></table>	PPG	2.0	SPG	0.5	FG%	14.3	RPG	1.5	BPG	0.5	3FG%	--	APG	--	MPG	13.0	FT%	50.0	<div><ul style="list-style-type: none">Transferred this season from Villanova first-ever UD player to have been selected in a season's final release of the ESPN100 Recruiting Rankings (93)Missed all but two games this season; Made Delaware debut at Delaware StateRated four-star recruit by 247Sports out of high school2021 Gatorade Player of the YearWon 2019 and 2021 Delaware State Championships inside Bob Carpenter CenterSister Chioma graduated from UD and was on track & field team</div>	<div><div>POINTS</div>4, twice</div> <div><div>REBOUNDS</div>6, twice</div> <div><div>ASSISTS</div>2 vs. NJIT 11/8/24</div> <div><div>BLOCKS</div>2, twice</div> <div><div>STEALS</div>1, four times</div> <div><div>MINUTES</div>17 vs. Rider 11/27/24</div> <div><div>LAST GAME</div>DNP - coach's decision</div>
PPG	2.0	SPG	0.5	FG%	14.3																
RPG	1.5	BPG	0.5	3FG%	--																
APG	--	MPG	13.0	FT%	50.0																
	<div>35 BOUNA KEBE (BOO-nuh KEH-beh)</div> <div>sr f 6-9 216 dakar, senegal promise prep (gillette cc/memphis)</div> <table><tr><td>PPG</td><td>1.2</td><td>SPG</td><td>0.1</td><td>FG%</td><td>40.0</td></tr><tr><td>RPG</td><td>1.0</td><td>BPG</td><td>0.4</td><td>3FG%</td><td>12.5</td></tr><tr><td>APG</td><td>0.3</td><td>MPG</td><td>5.8</td><td>FT%</td><td>--</td></tr></table>	PPG	1.2	SPG	0.1	FG%	40.0	RPG	1.0	BPG	0.4	3FG%	12.5	APG	0.3	MPG	5.8	FT%	--	<div><ul style="list-style-type: none">Transferred this season from Memphis (previously played a two JUCOs)Missed first three games due to injuryPlayed in 14 games this season, including five startsTallied CH 4 pts and CH 5 rbs in start at GWOne of five current DI players born in the 90s (12/24/99)First UD player from Senegal since Ndonjo Ndiaye and Madou Diouf in 2000Speaks English, French, Wolof, Spanish, Arabic, Serer, Kala, and Fula for 8 total</div>	<div><div>POINTS</div>4 at George Washington 12/10/25</div> <div><div>REBOUNDS</div>6 at George Washington 12/10/25</div> <div><div>ASSISTS</div>2 vs. CSUN 12/13/25</div> <div><div>BLOCKS</div>1, five times</div> <div><div>STEALS</div>1, twice</div> <div><div>MINUTES</div>13 at George Washington 12/10/25</div> <div><div>LAST GAME</div>2 pts, 1 stl in 5 min off bench</div>
PPG	1.2	SPG	0.1	FG%	40.0																
RPG	1.0	BPG	0.4	3FG%	12.5																
APG	0.3	MPG	5.8	FT%	--																
	<div>44 TYLER HOUSER</div> <div>sr f 6-9 255 camp hill, pa. cedar cliff (vmi)</div> <table><tr><td>PPG</td><td>13.2</td><td>SPG</td><td>0.4</td><td>FG%</td><td>49.0</td></tr><tr><td>RPG</td><td>5.2</td><td>BPG</td><td>0.5</td><td>3FG%</td><td>39.5</td></tr><tr><td>APG</td><td>1.6</td><td>MPG</td><td>32.8</td><td>FT%</td><td>78.0</td></tr></table>	PPG	13.2	SPG	0.4	FG%	49.0	RPG	5.2	BPG	0.5	3FG%	39.5	APG	1.6	MPG	32.8	FT%	78.0	<div><ul style="list-style-type: none">Transferred ahead of 2023-24 season from VMIVoted team captainStarted every game this seasonScored 10+ points in 14 of 20 gamesTallied back-to-back double-doubles vs UNC-G (SH 24 pts, 10 rbs) and Iona (12 pts, 11 rbs)Recorded season-high 25 points against New Mexico StateMissed 2024-25 season due to injury (603 days between college basketball games played)</div>	<div><div>POINTS</div>26 at Western Caro. 2/25/23</div> <div><div>REBOUNDS</div>12 vs. The Citadel 2/2/23</div> <div><div>ASSISTS</div>4, twice</div> <div><div>BLOCKS</div>2, three times</div> <div><div>STEALS</div>1, 25 times</div> <div><div>MINUTES</div>41 at LA Tech 1/10/26</div> <div><div>LAST GAME</div>16 pts, 3 rbs</div>
PPG	13.2	SPG	0.4	FG%	49.0																
RPG	5.2	BPG	0.5	3FG%	39.5																
APG	1.6	MPG	32.8	FT%	78.0																
	<div>55 JAMEEL BROWN</div> <div>sr f 6-4 200 philadelphia, pa. the haverford school (penn state/temple)</div> <table><tr><td>PPG</td><td>9.8</td><td>SPG</td><td>1.8</td><td>FG%</td><td>34.4</td></tr><tr><td>RPG</td><td>2.8</td><td>BPG</td><td>--</td><td>3FG%</td><td>42.1</td></tr><tr><td>APG</td><td>0.8</td><td>MPG</td><td>23.2</td><td>FT%</td><td>75.0</td></tr></table>	PPG	9.8	SPG	1.8	FG%	34.4	RPG	2.8	BPG	--	3FG%	42.1	APG	0.8	MPG	23.2	FT%	75.0	<div><ul style="list-style-type: none">Transferred this season from Temple after two seasons at Penn StatePosted team-high 19 pts at BucknellStarted first four games this season before missing every game since due to injury</div>	<div><div>POINTS</div>20 vs. Delaware St. 11/6/23</div> <div><div>REBOUNDS</div>6 vs. Florida State 11/22/24</div> <div><div>ASSISTS</div>2, four times</div> <div><div>BLOCKS</div>1, twice</div> <div><div>STEALS</div>4 vs. Florida State 11/22/24</div> <div><div>MINUTES</div>31, twice</div> <div><div>LAST GAME</div>DNP - injury</div>
PPG	9.8	SPG	1.8	FG%	34.4																
RPG	2.8	BPG	--	3FG%	42.1																
APG	0.8	MPG	23.2	FT%	75.0																

COACHING STAFF	
HC:	Martin Ingelsby (Notre Dame '01)
Recruit/Coordinator:	153-153/same, 10th season
ASSOC HC:	Bill Phillips (Saint Joseph's '01), 10th season
AC:	Antoni Wyche (Notre Dame '99), 1st season
AC:	Danny O'Connor (Indiana '16), 10th season
AC:	Christian Nunez (Farmingdale St. '13), 2nd season

10 BRANDON BAFFONE (bah-PHONE)	
Jr. G 6-1 175	Hockessin, Del. Salesianum School
PPG --	FG% --
RPG --	3FG% --
APG --	FT% --

12 ALEX MCFADDEN	
So. G 6-1 160	Wayne, Pa. Radnor
PPG 0.7	FG% --
RPG --	3FG% --
APG --	FT% 50.0

14 LANCE PIPER	
So. G 6-6 187	Holtsville, N.Y. Phelps School (South Carolina)
PPG --	FG% --
RPG --	3FG% --
APG --	FT% --

UPCOMING GAMES...			
Wed., Feb. 4	Liberty	7 p.m.	ESPN+
Sat., Feb. 7	Middle Tennessee	1 p.m.	ESPN+
Thu., Feb. 12	at FIU	7 p.m.	ESPN+
Sat., Feb. 14	at Missouri State	3 p.m.	ESPN+
Wed., Feb. 18	WKU	7 p.m.	ESPN+
Sat., Feb. 21	at Middle Tennessee	2 p.m.	ESPN+