



# DELAWARE FIGHTIN' BLUE HENS

## MEN'S BASKETBALL GAME NOTES

a new era.



Ali Cucinotta, Director, Communications & Creative Services | 610-909-1025 | alic@udel.edu

### 2025-26 SCHEDULE

5-13, 1-6 CUSA

H: 3-7 | A: 1-5 | N: 1-1

#### NOVEMBER

(2-4)

Mon., Nov. 3	at Bucknell	L, 78-70
Fri., Nov. 7	Wilmington	L, 71-62
Tue., Nov. 11	at BYU	L, 85-68
Tue., Nov. 18	Saint Peter's	W, 81-70
Sun., Nov. 23	vs. SIU^	L, 79-59
Tue., Nov. 25	vs. UNCG^	W, 73-60

#### DECEMBER

(2-4)

Mon., Dec. 1	Iona	L, 89-66
Sat., Dec. 6	at Delaware State	L, 75-72 (OT)
Wed., Dec. 10	at George Washington	W, 70-58
Sat., Dec. 13	CSUN	L, 88-66
Tue., Dec. 16	Rider	W, 65-57
Mon., Dec. 29	Missouri State*	L, 61-43

#### JANUARY

(1-5)

Fri., Jan. 2	Jacksonville State*	L, 67-64
Sun., Jan. 4	Kennesaw State*	W, 67-52
Thu., Jan. 8	at Sam Houston*	L, 72-60
Sat., Jan. 10	at LA Tech*	L, 70-68 (OT)
Thu., Jan. 15	UTEP*	L, 70-69
Sat., Jan. 17	New Mexico State*	L, 97-68
Sat., Jan. 24	at Liberty*	6 p.m.
Wed., Jan. 28	at New Mexico State*	9 p.m.
Sat., Jan. 31	at UTEP*	9 p.m.

#### FEBRUARY

(0-0)

Wed., Feb. 4	Liberty*	7 p.m.
Sat., Feb. 7	Middle Tennessee*	1 p.m.
Thu., Feb. 12	at FIU*	7 p.m.
Sat., Feb. 14	at Missouri State*	3 p.m.
Wed., Feb. 18	WKU*	7 p.m.
Sat., Feb. 21	at Middle Tennessee*	2 p.m.
Thu., Feb. 26	at Jacksonville State*	7 p.m.
Sat., Feb. 28	at Kennesaw State*	5 p.m.

#### MARCH

(0-0)

Thu., Mar. 5	Sam Houston*	7 p.m.
Sat., Mar. 7	LA Tech*%	Noon
Mar. 10-14	CUSA MBB Championship	

Home Games in **BOLD**

All times ET

\* CUSA Game

% Senior Day

^ Jacksonville Classic (Jacksonville, Fla.)

### WHO ARE WE

Only refer to our institution as the University of Delaware or UD. Do not use "U of D," "UofD," "the U of D" or "UDel." Do not use periods in "UD."

We are the Fightin' Blue Hens on first reference and Blue Hens, Hens, or Blue & Gold after that.

## DELAWARE (5-13, 1-6 CUSA)

GM  
19



**Head Coach:** Martin Ingelsby  
**Record at UD:** 152-150 (10th year)  
**Career Record:** same  
**Last:** L, 97-68 vs. UTEP

## LIBERTY (16-3, 9-0 CUSA)



**Head Coach:** Ritchie McKay  
**Record at LU:** 288-137 (13th year)  
**Career Record:** 453-295 (24th year)  
**Last:** W, 76-69 at WKU

saturday, january 24, 2026 | 1 p.m. | lynchburg, va. | liberty arena | espn+

### OPENING TIP

The University of Delaware men's basketball team will travel to Lynchburg, Va. to take on Conference USA opponent Liberty on Saturday, January 24 at 1 p.m. This will be the third match up between the Fightin' Blue Hens and Flames.

Delaware is averaging 66.2 points per game and has four players averaging double digits in points after the first 18 games: **Christian Bliss** (15.1), **Justyn Fernandez** (14.5), **Tyler Houser** (13.5), and **Macon Emory** (11.8).

Liberty has a 16-3 start to the season and is undefeated in conference play under 13th-year head coach Ritchie McKay. The team most recently beat Western Kentucky 76-69 on Wednesday, January 21 on the road.

The Flames have eight returners and seven newcomers on the 2025-26 roster. Brett Decker Jr. (17.6), Kaden Metheny (13.4), Colin Porter (11.4), Zach Cleveland (11.2), and JJ Harper (10.7) are each averaging double figures for Liberty.

### HOW TO FOLLOW

TV/Stream ..... ESPN+  
Play-by-Play ..... Matt Warner  
Analyst ..... Paul Nazigian  
Sideline ..... Emily Austen

Radio ..... 94.7 WDSD  
Play-by-Play ..... Scott Klatzkin






Live Stats ..... bluehenstats.STATB.US

X/Instagram ..... @DelawareMBB

### SERIES HISTORY

All-Time ..... 1-1  
Ingelsby vs. .... n/a  
Home ..... 1-0  
Road ..... 0-1  
Neutral ..... 0-0  
Current Streak ..... L1  
Last Meeting ..... L, 61-55 - 11/17/14  
Largest Victory ..... 13 (77-64) - 1/1/14  
Largest Defeat ..... 6 (61-55) - 11/17/14  
Last Win at Home ..... 77-64 - 1/1/14  
Last Win on the Road ..... n/a

### LAST GAME'S STARTERS

				
#00	#4	#5	#11	#44
CHRISTIAN BLISS	JUSTYN FERNANDEZ	MACON EMORY	JAYDEN TAYLOR	TYLER HOUSER
PPG: 15.1	PPG: 14.5	PPG: 11.8	PPG: 3.3	PPG: 13.5
APG: 6.3	APG: 2.5	APG: 1.4	APG: 0.3	APG: 1.6
RPG: 5.4	RPG: 4.5	RPG: 7.3	RPG: 2.6	RPG: 5.5
FG%: 38.7	FG%: 45.9	FG%: 46.4	FG%: 58.3	FG%: 49.2



## 2025-26 DELAWARE NUMERICAL ROSTER

#	NAME	POS.	YR.	HT.	WT.	HOMETOWN/HIGH SCHOOL (PREV. SCHOOL)
00	Christian Bliss	G	Jr.	6-4	190	Queens, N.Y. / George School (Virginia)
1	Mason Ellison	G	Fr.	6-4	170	Edgewood, Md. / Loyola Blakefield
3	Cavan Reilly	G	Sr.	6-4	200	Lovettsville, Va. / Bishop O'Connell
4	Justyn Fernandez	G	Sr.	6-5	210	Richmond, Va. / IMG Academy (Providence/George Mason)
5	Macon Emory	F	So.	6-8	200	Devon, Pa. / Perkiomen School
10	Brandon Baffone	G	Jr.	6-1	175	Hockessin, Del. / Salesianum School
11	Jayden Taylor	F	Fr.	6-8	185	Newark, Del. / The Sanford School
12	Alex McFadden	G	So.	6-1	175	Wayne, Pa. / Radnor
14	Lance Piper	G	So.	6-6	187	Holtsville, N.Y. / Phelps School (South Carolina)
15	Houston Emory	F	Sr.	6-9	205	Devon, Pa. / Blue Ridge School
20	Alex Kazanecki	G	Fr.	6-6	190	Morrow, Ohio / Archbishop Moeller
21	Nnanna Njoku	F	Gr.	6-9	250	Bear, Del. / The Sanford School (Villanova)
35	Bouna Kebe	F	Sr.	6-9	216	Dakar, Senegal / Promise Prep. Academy (Gillette CC/Memphis)
44	Tyler Houser	F	Sr.	6-9	255	Camp Hill, Pa. / Cedar Cliff (VMI)
55	Jameel Brown	G	Sr.	6-4	200	Philadelphia, Pa. / The Haverford School (Penn State/Temple)

### Head Coach:

Martin Ingelsby (Notre Dame '01), 10th season

### Associate Head Coach:

Bill Phillips (Saint Josephs '01), 10th season

### Assistant Coach:

Antoni Wyche (Notre Dame '99), first season

### Assistant Coach:

Danny O'Connor (Indiana '16), 10th season

### Assistant Coach/ Director of Player Development:

Christian Nunez (Farmingdale State '13), second season

### Director of Operations:

Stephen Galgano (Delaware '20), third season

## ROSTER BY CLASS (ACADEMIC YEAR AT UD)

### GRADUATE (1)

Nnanna Njoku

### SENIOR (6)

Jameel Brown  
Houston Emory  
Justyn Fernandez  
Tyler Houser  
Bouna Kebe  
Cavan Reilly

### JUNIORS (2)

Brandon Baffone  
Christian Bliss

### SOPHOMORES (3)

Macon Emory  
Alex McFadden  
Lance Piper

### FRESHMEN (3)

Mason Ellison  
Alex Kazanecki  
Jayden Taylor

## ROSTER BY HEIGHT (AVG. HEIGHT -6-6)

### 6-1 (2)

Brandon Baffone  
Alex McFadden

### 6-4 (4)

Christian Bliss  
Jameel Brown  
Mason Ellison  
Cavan Reilly

### 6-5 (1)

Justyn Fernandez

### 6-6 (2)

Alex Kazanecki  
Lance Piper

### 6-8 (2)

Macon Emory  
Jayden Taylor

### 6-9 (4)

Houston Emory  
Tyler Houser  
Bouna Kebe  
Nnanna Njoku

## PRO-NUN-SEE-AY-SHUNS

#3	Cavan Reilly	CAV-in	HC	Martin Ingelsby	in-GULS-bee
#5	Macon Emory	MAKE-in	AC	Antoni Wyche	an-THONY why-ch
#10	Brandon Baffone	BUH-phone			
#20	Alex Kazanecki	KAZ-uh-neck-ee	Newark		NEW-ark
#21	Nnanna Njoku	nah-nah n-JOE-koo	Hockessin		HO-kess-in
#35	Bouna Kebe	BOO-nuh KEH-beh	Dakar, Senegal		DA-kaar SEH-nuh-gaal

## ALPHABETICAL

#	NAME	POS.
10	Brandon Baffone	G
00	Christian Bliss	G
55	Jameel Brown	G
1	Mason Ellison	G
15	Houston Emory	F
5	Macon Emory	F
4	Justyn Fernandez	G
44	Tyler Houser	F
20	Alex Kazanecki	G
35	Bouna Kebe	F
12	Alex McFadden	G
21	Nnanna Njoku	F
14	Lance Piper	G
3	Cavan Reilly	G
11	Jayden Taylor	F

## GEOGRAPHICAL

### Delaware (3)

10	Brandon Baffone	G
21	Nnanna Njoku	F
11	Jayden Taylor	F

### Maryland (1)

1	Mason Ellison	G
---	---------------	---

### New York (2)

00	Christian Bliss	G
14	Lance Piper	G

### Ohio (1)

20	Alex Kazanecki	G
----	----------------	---

### Pennsylvania (5)

15	Houston Emory	F
5	Macon Emory	F
12	Alex McFadden	G
44	Tyler Houser	F
55	Jameel Brown	G

### Senegal (1)

35	Bouna Kebe	F
----	------------	---

### Virginia (2)

3	Cavan Reilly	G
4	Justyn Fernandez	G

## HEAR OUR NAMES



## A NEW ERA

After a nearly 18-month wait, the new era is finally here and the University of Delaware Fightin' Blue Hens are officially full members of Conference USA as of July 1, 2025. Fourteen of UD's 22 varsity programs will be housed in CUSA, with seven others joining as affiliate members in the Atlantic Sun (women's lacrosse, men's and women's swimming & diving), Atlantic 10 (men's lacrosse), Mid-American Conference (rowing), The Summit League (men's soccer), and Atlantic Hockey America (ice hockey). Field hockey will play an independent schedule this fall as the department continues to work diligently to finalize a new conference for the reigning CAA champions.

An athletic department built on history and tradition, Delaware brings an abundance of success to CUSA having won 10 national championships, 172 team conference titles, 282 individual conference crowns, 342 major conference awards, 2,655 all-league selections, and 543 all-americans.

UD student-athletes complement their athletic success with strong academic performances. During the 2024-25 academic year, the Blue Hens compiled a cumulative 3.41

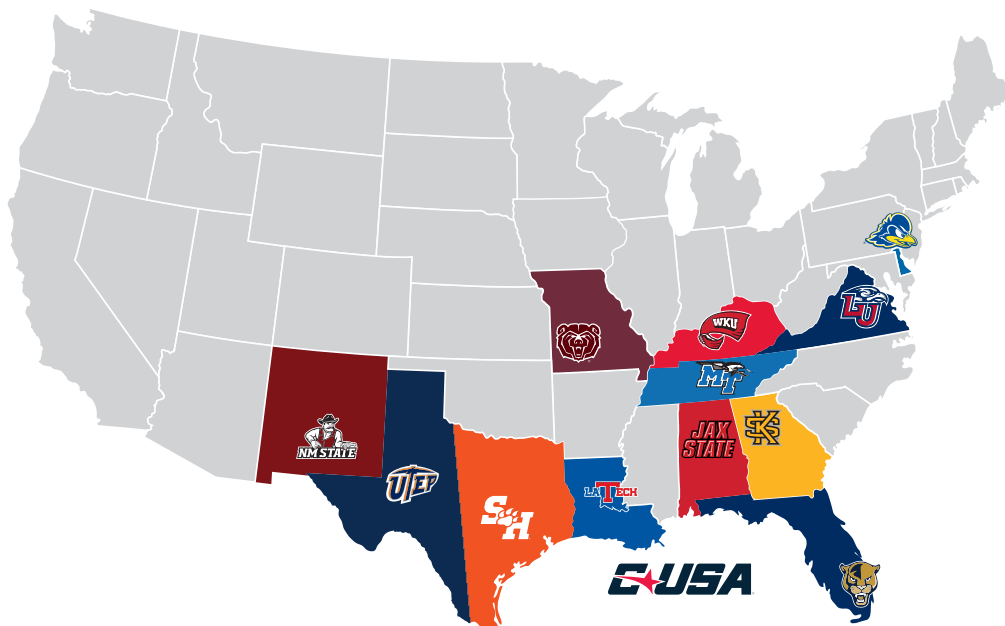
grade-point average—the highest in department history, excluding academic terms impacted by COVID-19. This marked the 11th-consecutive year and the 23rd-straight semester in which UD student-athletes have posted a 3.00 GPA or better.

The move will push the Delaware brand across the nation, spanning from the northeast down into Florida, and west as far as New Mexico. However, the reach won't stop there. At least five football games will hit the national scene on CBS Sports Network/ESPN family of networks, including a non-conference tilt on FOX against Colorado. Men's and women's basketball will also have the chance to play nationally televised games as part of CUSA's media rights agreement with CBS Sports Network and ESPN.

Speaking of reach, Delaware's initial announcements about joining Conference USA reached over two billion people according to social media analytics. Put that into perspective – just over one million people live in the state of Delaware. That means these announcements reached over 2,000 Delawares.

Conference USA is an NCAA Division I conference championing success in college athletics through dedicated leadership, dynamic partnership, and diverse membership. Founded in 1995 and based in Dallas, CUSA is home to nine schools: FIU, Jacksonville State, Liberty, Louisiana Tech, Middle Tennessee, New Mexico State, Sam Houston, UTEP, and WKU. Kennesaw State joined the league in 2024 and Delaware begins competition in 2025.

"Adding the University of Delaware is a tremendous opportunity for Conference USA as we strategically position ourselves for continued success," Conference USA Commissioner Judy MacLeod said. "We are excited to add the state's flagship university with its rich history in athletics and academics and look forward to our partnership with President Dennis Assanis, Director of Athletics Chrissi Rawak, and their leadership group."



### CUSA SPONSORED DELAWARE SPORTS

- Baseball
- M/W Basketball
- W Cross Country/Track & Field
- Football
- M/W Golf
- W Soccer
- Softball
- M/W Tennis
- Volleyball

### OTHER DELAWARE SPORTS AFFILIATIONS

- Field Hockey
- W Ice Hockey
- M Lacrosse
- MPSF
- W Lacrosse
- W Rowing
- M Soccer
- M/W Swim/Dive
- Atlantic Sun
- Mid-American
- The Summit League
- Atlantic Sun



## QUICK FACTS

School.....	University of Delaware
Location .....	Newark, Del.
Founded .....	1743
Enrollment .....	24,039
President.....	Laura Carlson
School Website .....	www.udel.edu
Nickname.....	Fightin' Blue Hens
School Colors.....	Blue & Gold
Athletics Website .....	www.bluehens.com
Interim Director of Athletics.....	Jordan Skolnick
Conference .....	Conference USA
Website .....	www.conferenceusa.com

## MBB PROGRAM

Stadium .....	Bob Carpenter Center
Capacity .....	5,000
First Season of MBB .....	1905-06
All-Time Record .....	1,295-1,410-2
All-Time Bob Carpenter Record .....	286-167
Conference Championships.....	10
Last..... 2022 CAA Conference Tournament	
All-Conference Selections .....	143
Head Coach.....	Martin Ingelsby (Notre Dame '01)
Career Record.....	152-150 / 10th season
Record at UD .....	same
Letterwinners Returning/Lost .....	6/9
Starters Returning/Lost .....	1/4
Newcomers .....	9
Transfers .....	6
Freshmen .....	3
2024-25 Overall Record .....	16-20
2024-25 CAA Record .....	5-13
2024-25 CAA Reg. Season Finish.....	12th
2024-25 Postseason .....	4-1

## TABLE OF CONTENTS

Roster .....	2
A New Era .....	3
Quick Facts, Media Info, Stat Comparison.....	4
Individual Trends, Milestone Watch, On This Date ..	5
Delaware Record When .....	6
Ingelsby vs. Opponents.....	7
Individual Game Highs, Awards, CUSA Standings..	8
Game Notes.....	4-9
Head Coach Martin Ingelsby .....	10-11
Assistant Coaches and Support Staff .....	12
Player Pages .....	13-27
Delaware Highs and Lows, Player Highs .....	28
Opp. Highs and Lows, Single Game Records ..	29
Starters by Game, Scoring Breakdown .....	30
Stat Leaders by Game, Misc. Stats.....	31
Last Time a Blue Hen, Last Time the Team .....	32
NCAA Stat Rankings.....	33-34
Team Statistics.....	35-37
CUSA Statistics.....	36
Boxscores .....	38-42
Delaware TV/Radio Roster.....	43
Delaware Spotting Board .....	44

## MEDIA INFORMATION

## Interview Requests

All interview requests for players, coaches, or staff members should be directed to Ali Cucinotta.

## Credentials

All credential requests for home games must be made through Ali Cucinotta. Game-by-game credentials must be requested at least 24 hours prior to the game.

## Media Parking

Media parking at the Bob Carpenter Center is available on upon request. Please contact Ali Cucinotta via email to obtain a parking pass.

## Media Will-Call/Entrance

Media attending games at the Bob Carpenter Center must enter through the back of the arena through the media entrance. Credentials left at will-call must be picked up at that entrance **only**.

## Post-Game Interview Procedures

Following games, Delaware head coach Martin Ingelsby and select players will be made available to the media upon request. Please address coach and player requests to Ali Cucinotta and the visiting school's sports information representative.

## GAME NOTES

## last time out

**Tyler Houser** posted a season-high 25 points against New Mexico State for his second 20-plus-point performance this season and sixth-consecutive game in double figures. He shot perfect from the free throw line for a career-high (5-of-5).

**Christian Bliss** finished in double figures for the 16th time this season with 19 points. He also handed out five assists.

**Justyn Fernandez** rounded out the double-figure scorers with 14 points.

## first cusa win

Delaware recorded its first-ever CUSA win over Kennesaw State on January 4, by a score of 67-52. The 52 points allowed are the fewest this season by the Fightin' Blue Hens with KSU entering the game leading the league and ranking 13th nationally in points per game (91.8). The Hens also recorded a season-high eight blocks and, won the turnover margin (+3) for the second-straight game.

## putting in the time

**Christian Bliss** (39:07) is first in the NCAA in minutes per game, **Macon Emory** (36:10) is 11th, and **Justyn Fernandez** (35:32) is 27th, with Bliss (1st), Emory (2nd), and Fernandez (3rd) top the CUSA while **Tyler Houser** (32:46) is eighth in the league. UD is one of two teams in the NCAA with three players in the top 50 along with Merrimack (19th, 28th, and 36th).

## one-of-one

**Christian Bliss** is the only player in the NCAA who is averaging at least 15.1 ppg, 6.3 apg, and 5.4 rpg.

## consistent christian

**Christian Bliss** has recorded at least three assists in every game this season and ranks 18th in the NCAA and second in CUSA in assists per game (6.3). His career-high is 11 against UNCG.

Bliss is also sixth in CUSA in free throw percentage (80.0). He has shot 60-of-75 from the free throw line this season which includes 15-consecutive made free throws spanning from the UNCG game to the CSUN game.

## double-double time

**Macon Emory** leads the team and is second in CUSA in double-doubles with four, including back-to-back against Bucknell and Wilmington. Emory has scored double figures in 12 of Delaware's 18 games this season.

## this justyn

**Justyn Fernandez** has scored double figures in all but two games this season. His career high is 27 points against GW.

## his house(r)

**Tyler Houser** has recorded 13 10+ point games this season. His 25 points against NMSU was the most he has scored as a Hen.

## seeing what works

UD has used a different starting line up in eight of 18 games.

## 2025-26 STATISTICAL COMPARISON

CATEGORY	DEL	NCAA	CUSA	LU	NCAA	CUSA
Assists Per Game	13.3	246th	8th	17.4	38th	1st
Blocks Per Game	3.5	160th	8th	3.8	116th	6th
Field Goal Percentage	43.8	264th	10th	52.4	2nd	1st
Field Goal Percentage Defense	42.5	114th	8th	42.7	129th	9th
Fouls Per Game	14.8	16th	2nd	13.8	7th	1st
Free Throw Percentage	72.4	173rd	4th	69.9	258th	5th
Rebound Margin	-3.6	321st	12th	-2.7	309th	11th
Rebounds (Defensive) Per Game	25.00	173rd	9th	24.74	190th	10th
Rebounds (Offensive) Per Game	7.11	358th	11th	6.11	361st	12th
Rebounds Per Game	32.11	326th	11th	30.84	347th	12th
Scoring Defense	72.2	140th	6th	68.1	46th	3rd
Scoring Margin	-6.0	318th	12th	+12.0	43rd	1st
Scoring Offense	66.2	345th	12th	80.1	118th	4th
Steals Per Game	5.3	328th	12th	6.7	200th	9th
Three-Point Percentage	36.0	78th	4th	41.0	3rd	1st
Three Pointers Per Game	8.6	122nd	5th	10.7	21st	1st
Turnovers Forced Per Game	9.39	350th	12th	11.58	227th	10th
Turnovers Per Game	12.1	198th	8th	8.8	3rd	1st

## GAME NOTES

**top 10 in cusa**

**Christian Bliss** is second in the league in total assists (114), steals per game (1.89), and total steals (34), eighth in total points (272) and points per game (15.1), and ninth in total 3-pointers (40) and 3-pointers per game (2.22). **Justyn Fernandez** is seventh in CUSA in 3-pointers per game (2.33), eighth in field goal percentage (45.9), and ninth in points per game (14.5).

UD is third in CUSA in scoring defense (69.9) during CUSA play and are fourth overall in the conference in 3-point percentage (36.0), and in free throw percentage (72.4).

**nothin' but net**

Delaware has the second highest ranked non-conference NET win among CUSA teams in GW (75th). NMSU is first with its win over New Mexico (42nd).

**free throw perfection**

UD was perfect from the free throw line (13-of-13) at Delaware State on December 6, 2025 for the first time since February 4, 2023 against Charleston.

**tied at 27**

**Christian Bliss** (vs. Jacksonville State) and **Justyn Fernandez** (vs. GW) each posted career-high 27-point games to tie for the most by a Hen this year.

**28 is the number to beat**

The Hens have made a season-high 28 field goals three times this season against Saint Peter's, UNCG, and Iona. The team's highest shooting percentage is .538 (28-of-52) vs. Saint Peter's.

**double double-doubles**

In UD's 73-60 win over UNCG **Christian Bliss** and **Tyler Houser** became the first teammates to record double-doubles in points and rebounds and points and assists since **Harding Nana** (20pts, 10 rbs) and **Mike Slattery** (13 pts, 10 asts) in an 84-79 loss at San Francisco on December 4, 2004.

**threeeeeess**

Delaware has made 10+ threes seven times this season, including a season-high 13 3-pointers against UNCG, six of which were made by **Tyler Houser**.

Houser's six-consecutive threes are tied for the second most in program history. He was also named to the Jacksonville Classic All-Tournament Team for this performance.

Delaware's 11 threes against Saint Peter's and BYU is the first time UD has made at least 11 three-pointers in two-straight games since doing so against William & Mary and Elon on Jan. 16 and 18, 2020.

**underdog season**

Delaware upset George Washington 70-58 on the road on Wednesday, December 10. The Blue Hens held the Revolutionaries, who came in averaging 91.4 points per game, to a season-low 58 total points and a season-tying low of 29 first half points. UD also recorded a team season high of seven blocks, with one from seven different players.

**getting technical**

Delaware shot 66.7 percent from the field in the first half including 4-of-8 from long range. UD outshot LA Tech in FG%, 3FG%, and FT%. This was also the first game this season that five different Hens recorded at least 10 points.

Freshman **Jayden Taylor** posted career highs in points (11) and rebounds (7).

**first win of the season**

UD secured its first win of the season over Saint Peter's on November 18 (81-70). The Hens scored 49 first-half points which is the most in any half this season.

**almost there**

Senior **Cavan Reilly** is 138 points away from surpassing 1,000 career points. He would be the 40th person in program history to cross this milestone.

## INDIVIDUAL TRENDS

10+ Point Games	25-26	Career
Christian Bliss	16	16
Tyler Houser	13	16
Macon Emory	12	18
Justyn Fernandez	12	17
Jameel Brown	2	9
Mason Ellison	1	1
Alex Kazanecki	1	1
Jayden Taylor	1	1
Cavan Reilly	0	43

20+ Point Games	25-26	Career
Christian Bliss	2	2
Justyn Fernandez	2	2
Tyler Houser	2	4
Macon Emory	1	1
Cavan Reilly	0	4
Jameel Brown	0	1

10+ Rebound Games	25-26	Career
Macon Emory	4	4
Tyler Houser	2	4

10+ Assist Games	25-26	Career
Christian Bliss	1	1

Double-Doubles	25-26	Career
Macon Emory	4	4
Tyler Houser	2	3
Christian Bliss	1	1

## MILESTONE WATCH

1,000-Career Points	
Cavan Reilly	865

Career Three Pointers	
1. Ryan Allen (2017-22)	304
---	
8. Tyrone Perry (1995-99)	170
9. Cavan Reilly (2022-Pres.)	166

Head Coach Career Wins	
1. Steve C. Steinwedel	163
2. Martin Ingelsby	152

Career Games Played	
1. Ryan Allen, 2017-22	133
T2. Cazmon Hayes, 2013-17	124
T2. Devon Saddler, 2010-14	124
T2. Jamelle Hagins, 2009-13	124
5. Mike Pegues, 1996-2000	123
.....	
Cavan Reilly, 2022-pres.	95

## ON THIS DATE IN DELAWARE MBB HISTORY...

JAN

24

Delaware men's basketball is 9-12 all-time on this day. The most recent win is over UNCW (67-62) in 2021.

**Martin Ingelsby** is 1-1 on this day.

## DELAWARE RECORD WHEN...

	25-26	INGELSBY
Overall	5-13	152-150
Conference	1-6	69-91
Non-conference	4-7	83-59
Conference Tournament	0-0	13-8
NCAA Tournament	0-0	0-1
Home	3-7	79-55
Away	1-5	46-77
Neutral	1-1	27-18
Overtime	0-2	10-6
Current streak	L4	L4
Current home streak	L2	L2
Current road streak	L2	L2
Current neutral streak	W1	W1
Day game	2-7	59-58
Night game (After 6 pm)	3-6	93-92
November	2-4	41-23
December	2-4	34-33
January	1-5	36-45
February	0-0	28-37
March	0-0	13-12
On Sunday	1-1	20-13
On Monday	0-3	13-15
On Tuesday	3-1	17-9
On Wednesday	1-0	11-8
On Thursday	0-2	31-36
On Friday	0-2	17-13
On Saturday	0-4	43-56
Scoring first	3-4	98-75
Opponent scores first	2-9	54-75
Leading at halftime	4-3	125-38
Trailing at halftime	1-9	24-107
Tied at halftime	0-1	3-5
Game decided by ≤ 5 pts	0-4	63-72
Game decided by 6-10 pts	1-2	36-35
Game decided by > 10 pts	4-7	53-43
Scoring fewer than 50 pts	0-1	0-2
Scoring 50-59 pts	0-1	9-28
Scoring 60-69 pts	2-9	30-65
Scoring 70-79 pts	2-2	59-43
Scoring 80+ pts	1-0	54-11
Allowing < 50 pts	0-0	5-0
Allowing 50-59 pts	3-0	41-4
Allowing 60-69 pts	1-2	55-22
Allowing 70+ pts	1-11	51-124
Out shooting opponent (%)	5-2	127-40
Out shot by opponent (%)	0-11	24-110
Same (%)	0-0	1-0
2 or less in double figures	0-3	19-43
3 in double figures	3-4	45-46
4 in double figures	2-5	60-49
5 or more in double figures	0-1	28-12
Out rebounding opp.	2-2	89-35
Out rebounded by opp.	3-10	54-106
Rebounds even	0-1	9-9
Make same or more 3FGs	3-5	106-59
Make fewer 3FGs	2-8	46-91
Make same or more FTs	2-4	104-59
Make fewer FTs	3-9	48-91
Commit same or fewer TO	2-3	83-59
Commit more TO	3-10	69-91

## GAME NOTES

## home sweet home

UD posts a better record at home under **Martin Ingelsby** (79-55) compared to on the road (46-77).

## that 70s show

Under head coach **Martin Ingelsby**, UD posts an 101-26 record when holding opponents under 70 points, including 55-10 since the 2021-22 season.

## first come, first serve

The Hens are 98-75 when they score first in the last 10 seasons under **Martin Ingelsby**.

## free throws are free for a reason

Under **Martin Ingelsby**, Delaware is 104-58 when scoring more or the same number of free throws.

## more threes please

Delaware is 106-59 when scoring more or the same number of three pointers under **Martin Ingelsby**.

## gimme that

UD has a 89-35 record when out rebounding its opponent under **Martin Ingelsby**.

## halftime heroes

When leading at halftime, the Fightin' Blue Hens are 125-38 in the **Martin Ingelsby** era.

## threes for days

Delaware has scored at least one three-pointer in 412-consecutive games, dating back to January 19, 2013.

## spreading the wealth

UD is one of 22 schools in the NCAA with six or more games with different leading scorers. **Christian Bliss, Macon Emory, Justyn Fernandez, Tyler Houser, Jameel Brown, and Alex Kazanecki** have all been the leading scorer at least once this season.

## big time mason

Freshman **Mason Ellison** was a 1,000-point scorer at Loyola Blakefield High School.

## pro pops piper

Transfer **Lance Piper**'s father played professionally overseas for 11 years after college stints at Delaware State and Indiana University of Pennsylvania.

## schedule quirks

UD will play each CUSA opponent twice, except for FIU and WKU.

## new kids on the block

Ten of UD's 21 opponents are first time match-ups. Eight of those 10 are league match-ups, meaning UD has only played three of the 11 current CUSA teams: LA Tech (1-0), Liberty (1-1), and MTSU (0-1).

## pa. peeps

One third of the team is from Pennsylvania: **Houston Emory, Macon Emory, Alex McFadden, Tyler Houser, and Jameel Brown**. Head coach **Martin Ingelsby**, and associate head coach **Bill Phillips** are also from the state of Pennsylvania.

## one last ride

Brothers **Houston** and **Macon Emory** will play their final season of college basketball together this season. They are one of 17 sets of brothers to play on the same team in DI men's basketball.

## the stars have aligned

Since 247Sports began composite recruiting rankings in 2003, only five top 150 high school players have played for Delaware. **Justyn Fernandez** (four-star) and **Nnanna Njoku** (four-star) of this year's roster are the fourth and fifth. Adding **Christian Bliss** (three-star) marks the first time in program history, a roster will include three players that finished their high school careers as a top 175 recruit.

## kaza-step-backi

**Alex Kazanecki** was named the 2024-25 All-Southwest District Player of the Year after leading the Greater Catholic League in points per game with 16.6.

## senegal pride

**Bouna Kebe** is the first Delaware men's basketball player from Senegal since **Ndongo Ndiaye** and **Madou Diouf** in 2000. There are only three men's basketball players in CUSA from Senegal. The other two are Cheikh Ndiaye from Sam Houston and UTEP's Mouhamed Mbaye. Kebe is also the only international student on the roster.

## the gm

**Jason Gandhi** joined Delaware in May 2025 as general manager, men's & women's basketball. Gandhi is insutrumental in NIL activation and is involved in revenue sharing among the programs.



## INGELSBY VS.

OPPONENT	H	A	N	OVR
Air Force	1-0	0-1	0-0	1-1
Appalachian State	0-0	0-0	1-0	1-0
Austin Peay	0-0	0-0	0-1	0-1
Bradley	0-0	1-1	0-0	1-1
Bridgewater	1-0	0-0	0-0	1-0
Brown	0-0	0-0	1-0	1-0
Bryant	0-1	0-0	0-0	0-1
Bryn Athyn	1-0	0-0	0-0	1-0
Bucknell	0-1	1-1	0-0	1-2
Buffalo	0-1	0-0	0-0	0-1
BYU*	0-0	0-1	0-0	0-1
Cal. St. Northridge*	0-1	0-0	0-0	0-1
Campbell	0-1	1-0	1-0	2-1
Charleston	1-8	1-6	1-0	3-14
Chestnut Hill	2-0	0-0	0-0	2-0
Colgate	0-0	0-0	1-0	1-0
Columbia	1-0	1-0	0-0	2-0
Cornell	1-1	1-0	0-0	2-1
CSU Bakersfield	1-0	0-0	0-0	1-0
Davidson	1-0	0-1	0-0	1-1
Delaware State	3-1	3-1	1-0	7-2
Drexel	4-4	1-7	1-0	6-11
Duke	0-0	0-1	0-0	0-1
Duquesne	0-0	0-1	0-0	0-1
Elon	9-0	3-4	1-0	13-4
FIU*	0-0	0-0	0-0	0-0
Fordham	0-0	0-0	1-0	1-0
George Washington	1-0	1-1	0-1	2-2
Goldie-Beacom	2-0	0-0	0-0	2-0
Hampton	1-0	0-2	1-0	2-2
Hartford	0-0	0-0	1-0	1-0
Hofstra	1-8	1-7	1-4	3-19
Iona	1-1	1-0	0-1	2-2
James Madison	5-0	4-1	0-0	9-1
Jax State*	0-1	0-0	0-0	0-1
Kennesaw State*	1-0	0-0	0-0	1-0
La Salle	1-0	0-2	0-0	1-2
Lafayette	1-0	1-0	0-0	2-0
Liberty	0-0	0-0	0-0	0-0
LIU	1-0	0-1	0-0	1-1
Longwood	0-0	0-0	1-0	1-0
Louisiana Tech	1-0	0-1	0-0	1-1
Marist	1-0	0-0	0-0	1-0
Maryland	0-0	0-1	0-0	0-1
Md. Eastern Shore	1-0	1-0	0-0	2-0
Miami (Ohio)	0-0	1-0	0-0	1-0
Middle Tennessee	0-0	0-0	0-0	0-0
Misericordia	1-0	0-0	0-0	1-0
Missouri State*	0-1	0-0	0-0	0-1
Monmouth	2-0	0-2	0-0	2-2
Moravian	1-0	0-0	0-0	1-0
Morgan State	0-1	0-0	0-0	0-1
Navy	0-1	0-1	0-0	0-2
NC A&T	1-0	3-0	0-0	4-0
N.C. Wesleyan	0-0	0-0	1-0	1-0
New Mexico State*	0-1	0-0	0-0	0-1
Northeastern	5-2	3-4	1-1	9-7
Northern Kentucky	0-0	0-0	0-1	0-1
Notre Dame	0-1	0-0	0-0	0-1
Oakland	0-0	0-0	1-1	1-1
Ohio	0-1	0-1	0-0	0-2
Penn	0-0	0-1	0-0	0-1
Princeton	0-1	1-0	0-0	1-1
Rhode Island	0-0	0-0	1-0	1-0
Richmond	0-0	1-0	0-0	1-0
Rider	1-1	2-0	0-0	3-1
Robert Morris	1-0	1-0	0-0	2-0
Saint Francis (Pa.)	1-0	1-0	0-0	2-0
Saint Peter's	1-0	1-1	0-0	2-1
Salem	1-0	0-0	0-0	1-0
Sam Houston*	0-0	0-1	0-0	0-1
Seton Hall	0-0	0-1	0-0	0-1
Siena	1-0	1-0	0-0	2-0
South Florida	0-0	0-1	0-0	0-1
Southern Illinois	0-0	0-0	1-1	1-1
St. John's	0-0	0-1	0-0	0-1
Stony Brook	4-0	0-2	1-0	5-2
Temple	0-0	0-1	0-0	0-1
Towson	2-6	2-6	2-1	6-13
UMBC	1-0	0-1	0-0	1-1
UNCG	0-1	0-1	1-1	1-3
UNCW	4-3	4-5	1-2	9-10
UTEP*	0-1	0-0	0-0	0-1
UTSA	0-0	0-0	1-0	1-0
Vermont	0-0	0-0	0-1	0-1
Villanova	0-0	0-0	0-2	0-2
Wesley	1-0	0-0	0-0	1-0
William & Mary	5-3	2-5	2-0	9-8
WKU*	0-0	0-0	0-0	0-0
Wilmington	2-1	0-0	0-0	2-1
Xavier	0-0	1-0	0-0	1-0
Yale	0-1	0-1	1-0	1-2
<b>TOTALS</b>	<b>79-55</b>	<b>46-77</b>	<b>27-18</b>	<b>152-150</b>

Bold indicates 2025-26 opponent  
 \* Indicates first meeting in 2025-26

## GAME NOTES

## a decade at delaware

**Martin Ingelsby, Bill Phillips,** and **Danny O'Connor** are in their 10th season coaching together at UD.

## high school hall of famer

**Martin Ingelsby** was inducted into Archbishop Carroll's Hall of Fame in September 2025 for his successful high school career.

## speaking of high school...

**Martin Ingelsby** and Associate Head Coach **Bill Phillips** played together at Archbishop Carroll High School.

## keeping it 100+50

**Martin Ingelsby** became the third coach in program history to reach the 100-win plateau in 2022-23. He passed his former coach and mentor, **Mike Brey**, who had 99 as the head coach at UD. With UD's win over GW on December 10, 2025, Ingelsby became only the second coach to surpass 150 wins along with the program record holder **Steve C. Steinwedel** (163).

## newest coaching addition

**Antoni Wyche** joined the Hens staff in August 2025. He most recently served as an assistant coach at Northern Illinois. Wyche had two stints at Siena which were split up by two seasons as an assistant coach at his alma mater, Notre Dame, under former Blue Hens' coach **Mike Brey**.

## teammates to co-workers

**Antoni Wyche** and head coach **Martin Ingelsby** shared the court as teammates for two seasons at Notre Dame (1997-1999).

There is only one other scenario like this in Conference USA in Liberty's assistant coaches **Stephen Burggarf** and **Kyle Rode** who played together for two seasons at Liberty.

## move over, martin

Usually a DI head basketball coach is the most famous in their family. That may not be the case for **Martin Ingelsby**. His brother, **Brad**, wrote and created the HBO hit *Mare of Easttown*, which is based in a Philadelphia suburb, similar to where the brothers grew up. The series received 16 nominations at the 73rd Primetime Emmy Awards and won four. **Brad** has another show, *Task*, that is currently airing on HBO Max. Their father, **Tom**, was a standout guard at Villanova from 1970-73 and served as his son's head coach at Archbishop Carroll. **Tom** led Villanova to the 1971 NCAA championship game and played for the Atlanta Hawks during the 1973-74 season and for the Spirits of St. Louis in the ABA the following year.

## stayin' put

During the summer of 2022, head coach **Martin Ingelsby** signed an extension that will keep him in Newark through the 2028-29 season. This was his second extension since signing his original contract in 2016.

## he must reilly like it here

**Cavan Reilly** entered the portal after last season, but decided to finish out his career as a Blue Hen.

## it's all in the fam

**Jayden Taylor's** grandfather **Richard Hickman**, played basketball at UD from 1969-73, was named captain and MVP in 1972-73 and a freshman coach in 1973-74. His uncle, **Stan Waterman**, also played four years of basketball at Delaware. **Waterman** was also **Nnanna Njoku's** high school coach at the Sanford School.



1997-98 Notre Dame Men's Basketball Team Photo - Ingelsby fifth from left (back row), Wyche fourth from right (front row)

## GAME NOTES

## majority rules

This year's roster is made up of nine newcomers and six returners, including three true freshmen and six transfers. The transfers are **Christian Bliss** (Virginia), **Jameel Brown** (Penn State/Temple), **Justyn Fernandez** (George Mason/Providence), **Bouna Kebe** (Independence CC/Gillette CC/Memphis), **Nnanna Njoku** (Villanova), and **Lance Piper** (South Carolina). The freshmen are **Mason Ellison**, **Alex Kazanecki** and **Jayden Taylor**.

## captains of the coop

The 2025-26 captains are **Cavan Reilly**, **Tyler Houser**, and **Justyn Fernandez**.

## comin' home

**Nnanna Njoku** returns to his home state of Delaware after spending four years at Villanova.

Njoku is the first-ever UD men's player to have been selected in a season's final release of the ESPN100 Recruiting Rankings. He was the 93rd ranked player in the 2021 ESPN100 list of high school recruits.

The four-year starter was named the 2021 Delaware Gatorade Player of the Year after tallying 20.8 ppg, 8.9 rpg, and 1.9 bpg. His high school career included two DIIA State Championships in 2019 and 2021, both of which were played in the BCC.

## njoku vs. everyone

**Jameel Brown** and **Nnanna Njoku** played against each other on December 12, 2024 when Villanova beat Temple 94-65.

While at Providence **Justyn Fernandez** played against Villanova during Njoku's time there (75-73, Nova). Njoku also played against Delaware in the NCAA Tournament on 3/18/22 (80-60, Nova).

## new rule alert

New this year, coaches can challenge certain calls during live play. Challengeable plays include out-of-bounds calls, basket interference, goaltending, and whether a secondary defender was in the restricted-area arc. The team must have a timeout to make a challenge. If the challenge is won, the team keeps its timeout. If the challenge is lost, they lose it.

## back in black

The Hens have new black uniforms to wear as an alternate jersey. UD debuted these uniforms at BYU.

## full-circle moment

The first basketball game that walk-on **Alex McFadden** ever attended was at UD.

## taylor-made

Freshman **Jayden Taylor** (0.8500) is the third-highest ranked 247Sports Composite Recruit to commit to Delaware out of high school since 2000. Only **Chyree Walker** (0.8614, Class of 2017) and **Marvin King-Davis** (0.8600, Class of 2011) rank ahead of Taylor. Two of the three best recruits since 2000 (Walker and Taylor) were recruited by Ingelsby.

## oct-lingual

Senior **Bouna Kebe** speaks English, French, Wolof, Spanish, Arabic, Serer, Kala, and Fula for a total of eight languages.

## 90s baby

**Bouna Kebe** is one of eight current NCAA men's basketball players who were born in the 90s. He made the cutoff by a week, as he was born on Christmas Eve in 1999.

## age is but a number

The average age on the team is 21 years old.

## bcc legend

**Brandon Baffone** joined the Hens as a walk-on out of nearby Salesianum in the 2023-24 season. Baffone's dad, Brandon, hit the game-winning three pointer in the first-ever high school game played in the Bob Carpenter Center to lift Salesianum over Sanford in the state semifinal in March 1993.

## for the 302

Delaware is one of 11 states that are represented by one area code. Delaware is the 302, while the other states are: Alaska, Hawaii, Maine, Montana, New Hampshire, North Dakota, Rhode Island, South Dakota, Vermont, and Wyoming.

## weekly honors

**Justyn Fernandez** (Player of the Week) and **Christian Bliss** (Freshman of the Week) swept the conference's weekly honors for Delaware's first since joining CUSA (Dec. 15).

## INDIVIDUAL GAME HIGHS

## POINTS

Christian Bliss	27 vs. Jax State
Justyn Fernandez	27 at GW
Tyler Houser	25 vs. NMSU
Justyn Fernandez	23 at Del State
Macon Emory	21 vs. UTEP

## REBOUNDS

Macon Emory	14 vs. Wilmington
	11 vs. Iona
	11 vs. Saint Peter's
	11 vs. Missouri State
Tyler Houser	10 vs. UNCG

## ASSISTS

Christian Bliss	11 vs. UNCG
	9 vs. LA Tech
	8 vs. GW
	8 vs. Wilmington

## STEALS

Jameel Brown	3 at BYU
Justyn Fernandez	3 vs. Saint Peter's
Christian Bliss	3 vs. Iona
	3 vs. UNCG
	3 vs. Missouri State
	3 vs. LA Tech
Macon Emory	3 vs. CSUN
	3 vs. Kennesaw State
Tyler Houser	3 vs. Missouri State

## BLOCKS

Houston Emory	3 at Bucknell
Macon Emory	3 vs. Kennesaw State
Jayden Taylor	2 vs. Kennesaw State
Justyn Fernandez	2 vs. Sam Houston

## FG MADE

Justyn Fernandez	11 at GW
Christian Bliss	9 vs. Jax State
Tyler Houser	9 vs. UNCG
	8 vs. Jax State
	8 vs. NMSU
Macon Emory	8 vs. Iona
Justyn Fernandez	8 at Del State

## FG % (MIN 5 MADE)

Macon Emory	.800 (8-10) vs. Iona
Tyler Houser	.778 (7-9) vs. Kennesaw State

## 3PT FG MADE

Tyler Houser	6 vs. UNCG
Justyn Fernandez	5 at Del State
	5 at GW
Christian Bliss	5 vs. CSUN
	5 vs. Jax State

## 3PT FG % (MIN 4 MADE)

Tyler Houser	1.00 (6-6) vs. UNCG
Macon Emory	1.00 (4-4) vs. UTEP
Justyn Fernandez	.714 (5-7) at GW
Jameel Brown	.667 (4-6) at Bucknell

## FT MADE

Christian Bliss	9 at Del State
Macon Emory	9 vs. Rider

## FT % (MIN 5 MADE)

Christian Bliss	1.00 (9-9) at Del State
Tyler Houser	1.00 (5-5) vs. NMSU
Macon Emory	.900 (9-10) vs. Rider
Christian Bliss	.875 (7-8) vs. LA Tech



## GAME NOTES

**the end of the caa era**

The Fightin' Blue Hens ended their time in the CAA on a high note, becoming the first team in CAA history to win four-straight games in the conference tournament. UD was also the lowest seed to advance to the quarterfinals, semifinals, and finals in tournament history. Delaware became the second double-digit seed to reach the semis, joining the 2002 Hofstra Pride. Head coach **Martin Inglesby** left the conference tied for the fifth-most wins in CAA Tournament history with Lefty Driesell and Blaine Taylor at 13. Delaware also became one of two teams in the CAA with five rookies of the year. Four of which came out of the Ingelsby era, making him the only coach in the CAA with as many ROTY.

**from the bob to the big stage**

In his time in Newark, Ingelsby and his staff have recruited and coached nine Blue Hens to the pros, including Delaware's first-ever NBA player, **Nate Darling**. The remaining eight are **Jameer Nelson Jr., Andrew Carr, Ryan Allen, Kevin Anderson, Nate Darling, Jyare Davis, Dylan Painter**, and **Gianmarco Arletti**.

**tv time**

The Hens will play on CBS Sports Network three times this season: at BYU on November 3, at Jacksonville State on February 26, and vs. Sam Houston on March 5.

**video didn't kill the radio star**

For the 22nd-straight season, Delaware men's basketball games will be carried on FM radio (94.7 WDSD).

**in the zones**

Conference USA has members in three different time zones: Eastern Time (7 p.m.), Central Time (6 p.m.), and Mountain Time (5 p.m.). Delaware, FIU, Kennesaw State, and Liberty are in Eastern Time. Jacksonville State, LA Tech, Middle Tennessee, Missouri State, Sam Houston, and WKU are in Central Time. New Mexico State and UTEP are in Mountain Time.

## CUSA MBB STANDINGS (AS OF 1/22)

TEAM	CUSA	OVR	STREAK
Liberty	8-0	16-3	W10
Middle Tennessee	5-2	11-6	W1
Missouri State	5-3	11-8	W1
Jax State	4-3	9-9	W1
Kennesaw State	4-4	12-7	L1
Sam Houston	4-4	12-7	L1
WKU	4-4	11-8	L2
LA Tech	3-4	10-8	L1
NM State	3-5	10-8	L1
UTEP	3-5	7-12	W1
FIU	2-6	9-10	L5
<b>Delaware</b>	<b>1-6</b>	<b>5-13</b>	<b>L4</b>

## 2025-26 AWARD LIST

**CUSA Preseason All-Conference**

Cavan Reilly

**CUSA Player of the Week**

Justyn Fernandez (Dec. 15)

**CUSA Freshman of the Week**

Christian Bliss (Dec. 15)



## HEAD COACH MARTIN INGELSBY

**Hometown:** Berwyn, Pa.  
**High School:** Archbishop Carroll  
**Alma Mater:** Notre Dame '01  
**Degree:** Marketing  
**Year in Coaching:** 24th in 2025  
 (10th as head coach at UD)

### NOTABLE HIGHLIGHTS

2022 CAA Conference Championship

First team in CAA history to win four straight games in the tournament (24-25)

Four Rookies of the Year in eight eligible seasons

### AS DELAWARE HEAD COACH

<b>Year</b>	10th in 2025-26
<b>Overall Record</b>	152-150
<b>Home</b>	79-55
<b>Away</b>	46-77
<b>Neutral</b>	27-18
<b>Conference Tournament</b>	13-8
<b>CUSA Games</b>	1-6

### INGELSBY YEAR-BY-YEAR

YEAR	W-L	PCT.	CONF
2016-17	13-20	.394	5-13
2017-18	14-19	.424	6-12
2018-19	17-16	.515	8-10
2019-20	22-11	.667	11-7
2020-21	7-8	.467	5-4
2021-22	22-13	.629	10-8
2022-23	17-16	.515	8-10
2023-24	19-14	.576	10-8
2024-25	16-20	.444	5-13
2025-26	5-13	.278	1-6
<b>TOTAL</b>	<b>152-150</b>	<b>.503</b>	<b>69-91</b>

**First career win:**  
 64-56 vs. Goldey-Beacom (11/11/2016)  
**100th career win:**  
 79-69 vs. Delaware State (12/7/22)  
**150th career win:**  
 70-58 vs. GW (12/10/25)

## HEAD COACH MARTIN INGELSBY

Martin Ingelsby enters his 10th season as the University of Delaware's men's basketball head coach in 2025-26.

During the summer of 2022, Ingelsby signed an extension that will keep him in Newark through the 2028-29 season. This was his second extension since signing his original contract in 2016.

Ingelsby and co. returned Delaware basketball to a place it has only been six times in program history with the CAA Championship title and NCAA Tournament First Round appearance in 2022. It marked the Blue Hens' first conference crown since the 2014 season.

In his time in Newark, Ingelsby and his staff have recruited and coached six Blue Hens to the pros, including Delaware's first-ever NBA player, Nate Darling.

Also under his leadership, the Blue Hens have garnered four CAA Rookie of the Year awards, 23 All-CAA honors, and six All-District nods.

In the 2024-25 season, Ingelsby led the Hens to the conference championship game, while becoming the first team in CAA history to win four games in the conference tournament. UD was also the lowest seed to advance to the quarterfinals, semifinals, and finals in tournament history. Delaware became only the second double-digit seed to reach the semis, joining the 2002 Hofstra Pride. Ingelsby left the conference tied for the fifth-most wins in CAA Tournament history with Lefty Driesell and Blaine Taylor at 13, as UD enters Conference USA for the 2025-26 campaign. This was Ingelsby fourth rookie of the year in eight eligible seasons.

During the 2021-22 campaign, Delaware posted a 22-13 record, the ninth 20+ win season ever. The 22 wins tied Ingelsby's season-best from the 2019-20 year. For the third time under Ingelsby, a Blue Hen was dubbed the league's Rookie of the Year as Jyare Davis garnered the award with 9.7 points and 4.2 rebounds per game. Davis was also the CAA

Tournament's Most Outstanding Player and was joined by teammates Kevin Anderson and Andrew Carr on the all-tournament team. Jameer Nelson Jr. rounded out the Hens' postseason CAA award winners as an All-CAA Second Team selection. Despite missing out on any CAA awards, Dylan Painter was tabbed to the NABC Second Team All-District.

Ingelsby led a steady improvement for the Blue Hens, as UD was one of just three Division I schools to increase its win total in four consecutive years from 2016-20.

In 2019-20 Ingelsby led UD to even greater heights as the Blue Hens finished 22-11, posting a five-win improvement and recording the eighth 20-win season in program history. Delaware set a program record by winning its first nine games, earning a vote in the Associated Press Top 25 poll for the first time in two decades. The Blue Hens tied for fourth place in the CAA and defeated Charleston in the quarterfinals to advance to the semifinals for the second consecutive year.

In 2018-19 the Blue Hens finished 17-16 and were fifth in the CAA standings, posting their highest win total and highest CAA finish in five years. Delaware erased a 14-point halftime deficit in the 85-79 win over William & Mary in the CAA quarterfinals, the largest halftime comeback in CAA Tournament history.

After spending the previous 13 seasons on the Notre Dame coaching staff from 2003-16, Ingelsby led the Blue Hens to 13 victories during his first year in Newark, including a win over Hofstra in the CAA Tournament. During his second year, Delaware won 14 games and earned a CAA Tournament victory for the second consecutive year by defeating Elon in the first round.

Ingelsby, the 24th head coach in UD men's basketball history, is a native of Berwyn, Pa., and was a standout point guard for Notre Dame from 1997-2001. He began his coaching career as an

### INGELSBY'S COACHING ASSIGNMENTS

YEAR	SCHOOL	POSITION
2016-Pres.	Delaware	Head Coach
2009-2016	Notre Dame	Assistant Coach
2003-2009	Notre Dame	Coordinator of Basketball Operations
2002-2003	Wagner	Assistant Coach

assistant at Wagner College during the 2002-03 campaign before returning to his alma mater as Notre Dame's coordinator of basketball operations. He spent six seasons in that position before being promoted to assistant coach in July 2009, a position he held for seven years. During his tenure in South Bend, Ingelsby helped lead the Irish to eight NCAA Tournament appearances.

While in South Bend Ingelsby primarily worked with the Notre Dame guards and played an integral role in elevating the program's national recruiting efforts. The Fighting Irish reaped the benefits of that recruiting success over his final two seasons as Notre Dame advanced to the NCAA Tournament's Elite Eight in both 2015 and 2016.

The Fighting Irish enjoyed a magical 2014-15 campaign as Notre Dame won the Atlantic Coast Conference Tournament title, made its first Elite Eight appearance since 1979, and posted the second 30-win season in school history by finishing with a 32-6 mark.

Despite losing Jerian Grant and Pat Connaughton to the NBA, Notre Dame followed with another outstanding campaign in 2015-16, advancing to the ACC Tournament Semifinals before making its second straight Elite Eight appearance.

Ingelsby helped mentor Grant, a first team consensus All-American and unanimous first team All-ACC pick in 2015 before getting selected by the New York Knicks with the 19th pick in the 2015 NBA Draft. He also worked extensively with Connaughton, who played in a school-record 139 games and was the 41st pick in the 2015 NBA Draft by the Brooklyn Nets. That season marked the first time since 1992 that two Notre Dame players were selected in the same year of the NBA Draft.

Under Ingelsby's tutelage, Irish point guard Demetrius Jackson enjoyed an outstanding season in 2015-16, earning second team All-ACC and NCAA East Regional All-Tournament Team accolades.

Ingelsby helped lead Notre Dame to a school-record seven consecutive 20-win seasons from 2006-13, while the Irish posted 97 victories from 2009-13, the most wins in a four-year period in school history. During Ingelsby's 13 seasons at his alma mater, Irish teams went 290-146 (.665) and the program posted a 168-76 record with six NCAA Tournament appearances in seven

years once he assumed assistant coaching duties.

Ingelsby was Notre Dame's starting point guard during three of his four seasons in South Bend. As a senior in 2000-01, he averaged 8.2 points and a team-high 6.4 assists as a starter in all 30 games. A team captain during his senior year, he guided the Irish to a 20-10 overall record and the Big East's West Division championship, the school's first-ever conference title. Additionally, Notre Dame advanced to the second round of the NCAA Tournament after earning a berth in the field for the first time in more than a decade in Mike Brey's first season.

Ingelsby also started for the Irish as a freshman and sophomore and led the team in assists during three of his four seasons. He handed out a team-high 150 assists as a freshman and earned a spot on the 1998 Big East All-Rookie Team.

A two-time member of the Big East Academic All-Star Team, Ingelsby was the recipient of the Notre Dame Club of St. Joseph Valley Rockne Student-Athlete Award during his senior season. He graduated from the Mendoza College of Business with a bachelor's degree in marketing in May 2001.

Ingelsby enjoyed an outstanding career at Archbishop Carroll High School in suburban Philadelphia where he finished as the school's all-time leading scorer with 1,425 points and led his teams to an 80-12 record during his three years on the varsity squad.

Following his senior year in 1997, he won the prestigious Markward Award, given annually to the top high school player in the Philadelphia area, and was the Gatorade Player of the Year for Philadelphia while also earning All-Catholic League honors three times. Ingelsby was also named South Catholic League MVP as a senior and was a McDonald's All-America honorable mention selection.

Ingelsby's father, Tom, was a standout guard at Villanova from 1970-73 and served as his son's head coach at Archbishop Carroll. Tom led Villanova to the 1971 NCAA championship game and played for the Atlanta Hawks during the 1973-74 season and for the Spirits of St. Louis in the ABA the following year.

Ingelsby and his wife, Colleen, are the parents of twins Will and Kate, and sons Jack and Ben.





## ASSISTANT COACHES



**BILL PHILLIPS**  
**ASSOCIATE HEAD COACH**

- 10th year coaching at Delaware
- Prior to UD, Phillips spent the previous five years at James Madison
- Spent the 2010-11 season as an assistant coach with Division II Philadelphia University
- Began collegiate career at William & Mary before transferring to Saint Joseph's
- Played eight seasons of pro basketball at the international level, including stops with 10 different teams in France, Greece, Spain, Italy, and Germany



**ANTONI WYCHE**  
**ASSISTANT COACH**

- First year coaching at Delaware
- Most recently served as an assistant coach at Northern Illinois for one season.
- Had two stints at Siena which were split up by two seasons as an assistant at his alma mater, Notre Dame, under former Blue Hens coach Mike Brey
- Began his collegiate coaching career at Lehigh, where he spent 10 seasons (2009-19)
- Played alongside Martin Ingelsby for two years at Notre Dame (1997-1999)



**DANNY O'CONNOR**  
**ASSISTANT COACH**

- 10th year coaching at Delaware
- Spent five years as the coordinator of player development/videography
- Was promoted to director of basketball operations in 2021, before being promoted again to assistant coach in 2024
- Graduated from Indiana University in 2016



**CHRISTIAN NUNEZ**  
**ASSISTANT COACH / DIRECTOR OF PLAYER DEVELOPMENT**

- Second year coaching at Delaware
- Joined the Blue Hens after spending three and a half years at Saint Louis University
- Previously was an assistant varsity basketball coach at Iona Preparatory High School
- Attended Farmingdale State University and was named the Athlete of the Year in 2013
- Led the Farmingdale State to a conference title and an appearance in the NCAA Division III Tournament



**STEPHEN GALGANO**  
**DIRECTOR OF MEN'S BASKETBALL OPERATIONS**

- Third year at Delaware
- Joined the Blue Hens staff in 2023 as assistant DOBO, before being promoted in 2024
- Spent two years at Marshall University as a graduate assistant
- Served as the special assistant to the head coach for men's basketball at Bryant after graduation
- Was a four-year manager for the Delaware men's basketball team; graduated from UD in 2020

## SUPPORT STAFF

**Mattie White** // Sport Administrator

**Jason Gandhi** // General Manager

**Ali Cucinotta** // Communications Contact

**Ed LeFurge III** // Secondary Communications Contact

**Richard Levy** // Strength and Conditioning Coach

**Paul Lowry** // Athletic Trainer

**Devon Cummings** // Academic Advisor

**Hanalyn Podgurski, MS, RDN** // Nutritionist

**Christine Jehu, PhD** // Sports Psychologist

**Bryce Parry** // Equipment Manager



# CHRISTIAN BLISS

# #00

junior | guard | 6-4 | 190 | queens, n.y. | george school | virginia

## GAME-BY-GAME

OPPONENT	GS	MIN	FG	3PT	FT	OR-DR	REB	PF	AST	TO	BLK	STL	PTS
at Bucknell	*	36	6-15	2-4	2-2	0-3	3	2	6	3	0	2	16
Wilmington	*	38	4-12	2-6	3-3	2-5	7	5	8	3	0	1	13
at BYU	*	40	7-17	4-7	0-0	0-6	6	2	5	3	0	2	18
Saint Peter's	*	39	5-12	2-5	3-6	0-7	7	2	5	2	0	1	15
vs. Southern Illinois	*	34	2-10	1-8	2-2	1-2	3	0	7	5	0	2	7
vs. UNCG	*	40	6-13	4-8	1-2	1-5	6	3	11	3	0	3	17
Iona	*	38	5-15	3-8	0-0	0-3	3	1	5	2	0	3	13
at Delaware State	*	45	3-10	1-4	9-9	3-5	8	2	4	5	0	1	16
at George Washington	*	40	4-7	2-4	2-2	0-9	9	3	8	4	1	2	12
Cal. State - Northridge	*	38	5-12	5-11	6-7	1-4	5	2	5	3	1	1	21
Rider	*	40	4-11	0-3	2-2	0-9	9	3	7	5	1	2	10
Missouri State	*	34	3-11	0-3	1-3	0-3	3	1	3	2	0	3	7
Jacksonville State	*	40	9-18	5-11	4-4	0-4	4	3	6	2	0	2	27
Kennesaw State	*	40	6-13	1-4	6-7	3-5	8	3	7	2	0	2	19
at Sam Houston	*	40	5-16	4-11	4-4	0-3	3	2	7	2	0	2	18
at LA Tech	*	45	3-10	1-2	7-8	1-5	6	3	9	6	0	3	14
UTEP	*	40	3-9	1-4	3-6	0-7	7	4	6	5	0	1	10
New Mexico State	*	37	6-11	2-5	5-8	0-1	1	1	5	0	0	1	19
at Liberty													
at New Mexico State													
at UTEP													
Liberty													
Middle Tennessee													
at FIU													
at Missouri State													
WKU													
at Middle Tennessee													
at Jacksonville State													
at Kennesaw State													
Sam Houston													
LA Tech													

## CAREER STATS

				Field Goals		3-Point		F-Throws		Rebounds								Scoring		
SEASON	TEAM	GP-GS	MIN/AVG	FG-FGA	FG%	3FG-3FGA	3FG%	FT-FTA	FT%	OFF	DEF	TOT	AVG	PF-FO	A	TO	BLK	STL	PTS	AVG
2025-26	UD	18-18	704/39.1	86-222	.387	40-108	.370	60-75	.800	12	86	98	5.4	42-1	114	57	3	34	272	15.1
TOTAL		18-18	704/39.1	86-222	.387	40-108	.370	60-75	.800	12	86	98	5.4	42-1	114	57	3	34	272	15.1

### major

Sociology

### career/season highs

#### points

27 vs. Jax State 1/2/26

#### rebounds

9, twice

#### assists

11 vs. UNCG 11/25/25

#### steals

3, four times

#### blocks

1, three times

#### field goals

9 vs. Jax State 1/2/26

#### field goal attempts

18 vs. Jax State 1/2/26

#### 3pt field goals

5, twice

#### 3pt field goal attempts

11, three times

#### free throws

9 at Delaware State 12/6/25

#### free throw attempts

9 at Delaware State 12/6/25

#### minutes

45, twice

### 2025-26 SEASON

- Transferred to Delaware from Virginia
- Started every game this season and has played all 40 minutes 10 times this season
- Named CUSA Freshman of the Week (Dec. 15)
- Has recorded at least three assists in every game and 10+ points in all but two games
- Shot perfect from the free throw line in 8-of-13 games he has attempted free throws in, including a career-high 9-of-9 at Delaware State
- Made 15-consecutive free throws across four games
- Recorded 16 points and 6 assists in collegiate debut at Bucknell
- Neared a triple-double against Wilmington with 13 points, eight assists, and seven rebounds
- Recorded first career double-double with 17 points and a career-high 11 assists against UNCG
- Neared a triple-double against GW with 12 points, a career-high nine rebounds, and eight assists
- Neared a triple-double against Rider with 10 points, a career-high tying nine rebounds, and seven assists
- Posted a career-high 27 points vs. Jax State, including a career-high nine field goals made
- Neared a triple-double against Kennesaw State with 19 points, eight rebounds, and seven assists
- Led the team with 18 points against Sam Houston, while handing out seven assists, three rebounds, and two steals

- Neared double-double with 14 points and nine assists against LA Tech. Also grabbed six rebounds
- Recorded sixth-consecutive double-figure game with 19 points against New Mexico State

### 2024-25 SEASON AT VIRGINIA

- Did not see any game action

### 2023-24 SEASON AT VIRGINIA

- Did not see any game action

### BIO

Graduated from George School in 2023... Was a four-year starter on the basketball team... Three-star prospect by 247 Sports... Named the Non-Pennsylvania Interscholastic Athletic Association Player of the Year after averaging 20 points, five rebounds, and five assists per game while shooting 56-percent from the field and 44-percent from beyond the arc in 2022-23... Led George School to its first Friends School League Championship in 2023, scoring a league-final record 39 points in the victory over Academy of the New Church en route to being named First Team All-State... Two-time First Team All-Friends School League honoree with 901 career points and 221 assists as George School posted a 38-12 record over two seasons. Bliss also played for PSA Cardinals, earning First Team All-Peach Jam honors in 2023.



MASON ELLISON

#1

freshman | guard | 6-4 | 170 | edgewood, md. | loyola blakefield

GAME-BY-GAME

OPPONENT	GS	MIN	FG	3PT	FT	OR-DR	REB	PF	AST	TO	BLK	STL	PTS
at Bucknell		27	2-5	1-3	1-2	0-1	1	4	1	1	0	2	6
Wilmington		27	3-6	0-2	4-4	0-0	0	4	1	2	0	1	10
at BYU		16	1-4	0-1	0-2	0-0	0	2	0	0	0	0	2
Saint Peter's		22	1-3	1-1	0-0	0-2	2	4	2	2	0	1	3
vs. Southern Illinois	*	26	3-7	0-3	1-1	0-4	4	4	1	3	0	1	7
vs. UNCG		5	0-2	0-1	0-0	0-1	1	0	0	0	0	0	0
Iona		25	2-5	0-1	1-3	0-1	1	3	1	1	0	0	5
at Delaware State													DNP - Injury
at George Washington													DNP - Injury
Cal. State - Northridge													DNP - Injury
Rider													DNP - Injury
Missouri State													DNP - Injury
Jacksonville State													DNP - Injury
Kennesaw State													DNP - Injury
at Sam Houston													DNP - Injury
at LA Tech													DNP - Injury
UTEP													DNP - Injury
New Mexico State													DNP - Injury
at Liberty													
at New Mexico State													
at UTEP													
Liberty													
Middle Tennessee													
at FIU													
at Missouri State													
WKU													
at Middle Tennessee													
at Jacksonville State													
at Kennesaw State													
Sam Houston													
LA Tech													

CAREER STATS

				Field Goals		3-Point		F-Throws		Rebounds									Scoring	
SEASON	TEAM	GP-GS	MIN/AVG	FG-FGA	FG%	3FG-3FGA	3FG%	FT-FTA	FT%	OFF	DEF	TOT	AVG	PF-FO	A	TO	BLK	STL	PTS	AVG
2025-26	UD	7-1	149/21.2	12-32	.375	2-12	.167	7-12	.583	0	9	9	1.3	21-0	6	9	0	5	33	4.7
TOTAL		7-1	149/21.2	12-32	.375	2-12	.167	7-12	.583	0	9	9	1.3	21-0	6	9	0	5	33	4.7

2025-26 SEASON

- Played in seven games this season, with one start
- Missed last 11 games due to injury
- Made collegiate debut at Bucknell
- Recorded first double-digit scoring game against Wilmington (10 points)
- Made first-career start against Southern Illinois

BIO

Graduated from Loyola Blakefield in 2025... A four-year starter and one-time captain in high school... Earned four varsity letters in basketball... Averaged 20.1 points, 5.0 rebounds, and 2.0 assists per game through his junior season... Was named First Team All-Metro, All-Baltimore Catholic League First Team and Honorable Mention, All-Maryland Interscholastic Athletic Association (2x), and First Team All-Maryland Interscholastic Athletic Association... Crossed the 1000-point threshold in his 31-point effort against Rosedale Christian on November 12, 2024 as a senior... Son of Maya and Stephen Ellison... Has a sister, Samiya... Born in Fort Carson, Colorado.





# CAVAN REILLY

#3

senior | guard | 6-4 | 200 | lovettsville, va. | bishop o'connell

## GAME-BY-GAME

OPPONENT	GS	MIN	FG	3PT	FT	OR-DR	REB	PF	AST	TO	BLK	STL	PTS
at Bucknell	*	22	1	0	1	0-1	1	0	1	2	0	1	3
Wilmington							DNP - Injury						
at BYU							DNP - Injury						
Saint Peter's							DNP - Injury						
vs. Southern Illinois							DNP - Injury						
vs. UNCG							DNP - Injury						
Iona							DNP - Injury						
at Delaware State							DNP - Injury						
at George Washington							DNP - Injury						
Cal. State - Northridge							DNP - Injury						
Rider							DNP - Injury						
Missouri State							DNP - Injury						
Jacksonville State							DNP - Injury						
Kennesaw State							DNP - Injury						
at Sam Houston							DNP - Injury						
at LA Tech							DNP - Injury						
UTEP							DNP - Injury						
New Mexico State							DNP - Injury						
at Liberty													
at New Mexico State													
at UTEP													
Liberty													
Middle Tennessee													
at FIU													
at Missouri State													
WKU													
at Middle Tennessee													
at Jacksonville State													
at Kennesaw State													
Sam Houston													
LA Tech													

## CAREER STATS

				Field Goals		3-Point		F-Throws		Rebounds										Scoring	
SEASON	TEAM	GP-GS	MIN/AVG	FG-FGA	FG%	3FG-3FGA	3FG%	FT-FTA	FT%	OFF	DEF	TOT	AVG	PF-FO	A	TO	BLK	STL	PTS	AVG	
2022-23	UD	29-0	500/17.2	52-120	.433	34-75	.453	20-24	.833	8	28	36	1.2	37-1	15	19	3	8	158	5.4	
2023-24	UD	32-30	942/29.4	99-251	.394	70-185	.378	27-34	.794	12	58	70	2.2	57-0	30	35	5	40	295	9.2	
2024-25	UD	33-32	1082/32.8	145-304	.477	62-174	.356	57-67	.851	16	74	90	2.7	75-0	53	41	6	43	409	12.4	
2025-26	UD	1-1	23/22.8	1-8	.125	0-5	.000	1-2	.500	0	1	1	1.0	0-0	1	2	0	1	3	3.0	
TOTAL		95-63	2547/26.8	297-683	.435	166-439	.378	105-127	.827	36	161	197	2.1	169-1	99	97	14	92	865	9.1	

### AWARDS AND HONORS

- Holds the program record for 3FG% by a rookie (45.3)
- CUSA 2025-26 Preseason All-Conference Team

### 2025-26 SEASON

- Played in one game this season
- Missed last 17 games due to injury

### 2024-25 SEASON

- Was one of three captains
- Played in 33 games, making 32 starts
- Averaged 12.4 points per game
- Led the team in steals with 43, averaging 1.3 per game
- Ranked first in the CAA during conference action with 1.9 steals per game
- Tied his career high of 24 points on 9-16 (.563) from the field and 5-9 (.556) from distance against Campbell (2/15)

### 2023-24 SEASON

- Played in 32 games, making 30 starts averaging 29.4 minutes per game on 39.4% from the field and 37.8% on threes
- Averaged 9.2 points, 2.2 assists, and 1.3 steals per game
- Reached double figure points 14 times
- Led the team in steals per game
- Finished the season tied for second on the team in FT%
- Scored 24 points, including six threes against UNCG at the

- Baha Mar Hoops Nassau Championship
- Ranked ninth in the CAA with 70 3PM

### 2022-23 SEASON

- Appeared in 29 games
- Averaged 5.4 points per game on a 43.3 percent shooting percentage
- Made 34 out of 75 three-point attempts
- Set the single season program record for three-point percentage by a freshman (45.3 percent)

### BIO

Graduated from Bishop O'Connell in 2022... Attended Middleburg Academy from 2018-2020 and Bishop O'Connell from 2020-2022... Four-year letterman and three-year starter... Tallied 12.4 points per game as a senior while shooting 41 percent from deep and 87 percent at the line... 2022 McDonald's All-American Games nominee... Tarkanian Classic Platinum All-Circuit Team... Beach Ball Classic All-Tournament Team... All-WCAC Honorable Mention... Also played golf in high school... Played AAU for DC Premier 15u, 16u, 17u... Son of Terry and Denise Reilly... Has two sisters, Chloe and Lilly, and one brother, Logan... Born in Leesburg, Virginia

### major

Sport Management

### career highs

#### points

24, twice

#### rebounds

6, three times

#### assists

4, three times

#### steals

6 at Towson 2/13/25

#### blocks

1, 12 times

#### field goals

9 vs. Campbell 2/15/25

#### field goal attempts

16 vs. Campbell 2/15/25

#### 3pt field goals

6 vs. UNCG 11/25/23

#### 3pt field goal attempts

11 vs. UNCG 11/25/23

#### free throws

8 vs. Yale 11/24/24

#### free throw attempts

8 vs. Yale 11/24/24

#### minutes

39 at Hampton 1/11/25

### season highs

#### points

3 at Bucknell 11/3/25

#### rebounds

1 at Bucknell 11/3/25

#### assists

1 at Bucknell 11/3/25

#### steals

1 at Bucknell 11/3/25

#### blocks

#### field goals

1 at Bucknell 11/3/25

#### field goal attempts

8 at Bucknell 11/3/25

#### 3pt field goals

#### 3pt field goal attempts

5 at Bucknell 11/3/25

#### free throws

1 at Bucknell 11/3/25

#### free throw attempts

2 at Bucknell 11/3/25

#### minutes

22 at Bucknell 11/3/25



# JUSTYN FERNANDEZ

#4

senior | guard | 6-5 | 210 | richmond, va. | img academy | providence / george mason

## GAME-BY-GAME

OPPONENT	GS	MIN	FG	3PT	FT	OR-DR	REB	PF	AST	TO	BLK	STL	PTS
at Bucknell													
Wilmington													
at BYU													
Saint Peter's	*	35	6-11	2-5	4-4	0-3	3	1	5	3	0	3	18
vs. Southern Illinois	*	33	5-11	1-6	1-2	0-6	6	2	3	4	0	0	12
vs. UNCG	*	33	5-11	1-3	1-2	0-7	7	3	2	3	1	2	12
Iona	*	31	3-9	1-3	0-0	0-4	4	3	6	1	0	0	7
at Delaware State	*	40	8-16	5-8	2-2	0-4	4	3	1	5	1	0	23
at George Washington	*	40	11-21	5-7	0-0	2-5	7	2	1	5	1	1	27
Cal. State - Northridge	*	33	7-13	2-5	1-1	0-2	2	2	3	2	1	1	17
Rider	*	38	5-10	2-4	0-2	0-3	3	1	4	2	1	0	12
Missouri State	*	36	1-5	1-3	0-0	0-4	4	1	2	7	0	1	3
Jacksonville State	*	37	6-11	3-7	0-0	0-6	6	5	1	3	2	2	15
Kennesaw State	*	38	5-16	0-0	0-0	1-3	44	0	2	0	1	1	10
at Sam Houston	*	37	5-13	3-8	2-2	0-5	5	4	1	3	2	0	15
at LA Tech	*	30	7-13	4-9	0-0	0-2	2	4	1	1	0	0	18
UTEP	*	35	6-14	3-6	0-0	1-4	5	1	2	1	0	0	15
New Mexico State	*	36	5-11	2-5	2-2	1-4	5	2	3	4	0	0	14
at Liberty													
at New Mexico State													
at UTEP													
Liberty													
Middle Tennessee													
at FIU													
at Missouri State													
WKU													
at Middle Tennessee													
at Jacksonville State													
at Kennesaw State													
Sam Houston													
LA Tech													

## CAREER STATS

				Field Goals		3-Point		F-Throws		Rebounds								Scoring		
SEASON	TEAM	GP-GS	MIN/AVG	FG-FGA	FG%	3FG-3FGA	3FG%	FT-FTA	FT%	OFF	DEF	TOT	AVG	PF-FO	A	TO	BLK	STL	PTS	AVG
2022-23	GMU	33-13	464/14.1	50-135	.370	27-80	.338	9-16	.563	7	55	62	1.9	35-2	18	31	4	10	136	4.1
2024-25	PROV	24-4	242/10.1	31-77	.403	20-52	.385	5-6	.833	15	18	33	1.4	17-0	9	11	4	6	87	3.6
2025-26	UD	15-15	533/35.5	85-185	.459	35-79	.443	13-17	.765	5	62	67	4.5	34-1	37	44	10	11	218	14.5
TOTAL FOR UD		15-15	533/35.5	85-185	.459	35-79	.443	13-17	.765	5	62	67	4.5	34-1	37	44	10	11	218	14.5
TOTAL		72-32	1239/17.2	166-397	.418	82-211	.389	27-39	.692	27	135	162	2.3	86-3	64	86	18	27	441	6.1

### major

Sociology

### career highs

#### points

27 at GW 12/10/25

#### rebounds

7, twice

#### assists

6 vs. Iona 12/1/25

#### steals

3 vs. Saint Peter's 11/18/25

#### blocks

2, twice

#### field goals

11 at GW 12/10/25

#### field goal attempts

21 at GW 12/10/25

#### 3pt field goals

5, four times

#### 3pt field goal attempts

10 at Villanova 1/17/25

#### free throws

5 vs. Massachusetts 2/1/23

#### free throw attempts

7 vs. Massachusetts 2/1/23

#### minutes

40, twice

### season highs

#### points

27 at GW 12/10/25

#### rebounds

7, twice

#### assists

6 vs. Iona 12/1/25

#### steals

3 vs. Saint Peter's 11/18/25

#### blocks

2, twice

#### field goals

11 at GW 12/10/25

#### field goal attempts

21 at GW 12/10/25

#### 3pt field goals

5, twice

#### 3pt field goal attempts

9 at LA Tech 1/10/26

#### free throws

4 vs. Saint Peter's 11/18/25

#### free throw attempts

4 vs. Saint Peter's 11/18/25

#### minutes

40, twice

### 2025-26 SEASON

- Transferred to Delaware from Providence
- Missed first three games due to injury
- Played and started in 14 games this season
- Named CUSA Player of the Week (12/15/25)
- Has scored at least 10 points in all but two games this season
- Recorded career-high steals (3) in Delaware debut against Saint Peter's
- Recorded a career-high seven rebounds against UNCG
- Handed out a career-high six assists against Iona
- Had first 20+ point game (23) with a career-high eight made field goals while tying his most single-game 3-pointers with five at Delaware State
- Recorded second-consecutive 20+ point game at George Washington with a career-high 27 points, including 20 in the first half. He shot 5-of-7 from three to tie his career-high five 3-pointers made for the second-consecutive game. Fernandez also tied his career-high seven rebounds
- Scored 15 points and grabbed five rebounds against Sam Houston
- Recorded 18 points on 7-of-13 shooting at LA Tech
- Posted 15 points vs. UTEP
- Recorded 14 points against New Mexico State for sixth-consecutive double-digit game and 10th of last 11

### 2024-25 SEASON AT PROVIDENCE

- Appeared in 24 games with four starts
- Averaged 10 minutes and 3.6 points per game

### 2023-24 SEASON AT PROVIDENCE

- Did not play due to leg injury

### 2022-23 SEASON AT GEORGE MASON

- Saw action in 33 games with 13 starts
- Averaged 4.1 points in 13.9 minutes per game

### BIO

Graduated from IMG Academy in 2022... Attended Monacan High School for three years and then attended Virginia Episcopal before enrolling at the IMG Academy in the Fall of 2021... Averaged 16.6 ppg as a sophomore and 17.0 ppg in 2020-21... Was a consensus 4-star recruit... Ranked No. 70 in Class of 2022 by ESPN.com and No. 80 in 247 Sports composite... Chose George Mason over Florida, Tennessee, NC State, Virginia Tech, Clemson, Wake Forest, Boston College, Providence and Rhode Island... Son of Kinda and Mark Fernandez... Has five siblings... Born in Richmond, Va.



# MACON EMORY

#5

sophomore | forward | 6-8 | 200 | devon, pa | perkiomen school

## GAME-BY-GAME

OPPONENT	GS	MIN	FG	3PT	FT	OR-DR	REB	PF	AST	TO	BLK	STL	PTS
at Bucknell	*	33	5-12	0-5	3-4	6-4	10	3	1	1	1	2	13
Wilmington	*	37	5-11	1-3	0-0	3-11	14	1	1	3	1	1	11
at BYU	*	36	7-11	2-4	2-2	3-4	7	4	1	1	1	0	18
Saint Peter's	*	39	6-11	2-4	3-4	3-8	11	1	3	4	2	1	17
vs. Southern Illinois	*	35	4-8	1-4	0-0	2-1	3	4	1	3	0	2	9
vs. UNCG	*	38	7-11	2-4	2-4	0-5	5	1	1	1	0	0	18
Iona	*	30	8-10	2-3	0-0	1-6	7	3	1	4	0	2	18
at Delaware State	*	43	5-12	2-7	0-0	1-5	6	4	6	5	1	1	12
at George Washington	*	37	3-7	1-4	6-7	0-2	2	3	2	1	1	1	13
Cal. State - Northridge	*	31	2-10	0-5	2-2	0-6	6	1	1	4	1	3	6
Rider	*	37	4-11	0-4	9-10	2-7	9	1	1	0	1	1	17
Missouri State	*	36	4-8	2-4	2-3	1-10	11	4	1	1	0	0	12
Jacksonville State	*	34	0-2	0-1	0-0	3-3	6	4	1	1	0	0	0
Kennesaw State	*	36	3-6	0-3	1-2	1-8	9	2	2	1	3	3	7
at Sam Houston	*	33	2-6	1-4	0-2	3-2	5	3	1	1	0	1	5
at LA Tech	*	41	4-12	2-8	0-0	0-7	7	5	1	0	1	1	10
UTEP	*	37	7-10	4-4	3-4	1-6	7	3	1	0	0	0	21
New Mexico State	*	38	2-10	1-4	0-1	0-6	6	3	0	1	0	0	5
at Liberty													
at New Mexico State													
at UTEP													
Liberty													
Middle Tennessee													
at FIU													
at Missouri State													
WKU													
at Middle Tennessee													
at Jacksonville State													
at Kennesaw State													
Sam Houston													
LA Tech													

## CAREER STATS

				Field Goals		3-Point		F-Throws		Rebounds								Scoring		
SEASON	TEAM	GP-GS	MIN/AVG	FG-FGA	FG%	3FG-3FGA	3FG%	FT-FTA	FT%	OFF	DEF	TOT	AVG	PF-FO	A	TO	BLK	STL	PTS	AVG
2024-25	UD	34-6	527/15.5	43-105	.410	24-70	.343	16-21	.762	24	69	93	2.7	74-1	20	20	21	19	126	3.7
2025-26	UD	18-18	651/36.2	78-168	.464	23-75	.307	33-45	.733	30	101	131	7.3	50-1	26	32	13	19	212	11.8
TOTAL		52-24	1178/22.6	121-273	.443	47-145	.324	49-66	.742	54	170	224	4.3	124-2	46	52	34	38	338	6.5

### major

University Studies

### career highs

points  
21 vs. UTEP 1/15/26

rebounds  
14 vs. Wilmington 11/7/25

assists  
6 at Delaware State 12/6/25

### steals

3, twice

### blocks

3, three times

### field goals

8 vs. Iona 12/1/25

### field goal attempts

12, three times

### 3pt field goals

4 vs. UTEP 1/15/26

### 3pt field goal attempts

8 at LA Tech 1/10/26

### free throws

9 vs. Rider 12/16/25

### free throw attempts

10 vs. Rider 12/16/25

### minutes

43 at Delaware State 12/6/25

### season highs

points  
21 vs. UTEP 1/15/26

rebounds  
14 vs. Wilmington 11/7/25

assists  
6 at Delaware State 12/6/25

### steals

3, twice

### blocks

3 vs. Kennesaw State 1/4/26

### field goals

8 vs. Iona 12/1/25

### field goal attempts

12, three times

### 3pt field goals

4 vs. UTEP 1/15/26

### 3pt field goal attempts

8 at LA Tech 1/10/26

### free throws

9 vs. Rider 12/16/25

### free throw attempts

10 vs. Rider 12/16/25

### minutes

43 at Delaware State 12/6/25

### 2025-26 SEASON

- Started every game this season
- Has scored at least 11 points in all but four games
- Posted back-to-back double-doubles against Bucknell (13 points, 11 rebounds) and Wilmington (11 points, 14 rebounds), with Bucknell being his first career double-double
- Recorded 18 points against No. 7 BYU
- Earned third-career double-double against Saint Peter's with 17 points and 11 rebounds
- Posted 18 points against UNCG and Iona
- Handed out career-high six assists at Delaware State
- Tied career-high three steals against CSUN
- Neared a double-double against Rider with 17 points and nine rebounds. Recorded a career-high nine free throws on 10 attempts
- Recorded fourth double-double of the season against Missouri State with 12 points and 11 rebounds
- Neared a double-double with 10 points and seven rebounds at LA Tech
- Scored a career-high 21 points on 7-of-10 shooting, including a career-mark 4-of-4 from three against UTEP

### 2024-25 SEASON

- Appeared in 34 games with six starts as a freshman
- Averaged 3.7 points and 2.7 rebounds per game
- Led the squad with 21 blocks
- Recorded 11 points and eight rebounds in his first career start against Monmouth
- Scored a season high 12 points at N.C. A&T

### BIO

Graduated from Perkiomen School in 2024... Two-year starter in basketball... Four-time state champion... Was a captain his senior year... Also ran track... Started his high school career at Conestoga before he transferred to the Blue Ridge School in Virginia... During his junior campaign at Perkiomen, he averaged 9.0 points, and 6.0 rebounds per game while shooting 36 percent from long range... Earned Third Team All-State honors as a junior en route to the Panthers first-ever PAISAA championship. Son of Andrew and Rebecca Emory... Both parents played four years of basketball at William & Mary... Has two brothers, Jackson and Houston... Houston is a teammate on the men's basketball team... Played with Houston and Blue Hen teammate, Kobe Jerome at Blue Ridge.





# BRANDON BAFFONE

#10

junior | guard | 6-1 | 175 | hockessin, del. | salesianum school

## GAME-BY-GAME

OPPONENT	GS	MIN	FG	3PT	FT	OR-DR	REB	PF	AST	TO	BLK	STL	PTS
at Bucknell													
Wilmington		1	0-0	0-0	0-0	0-0	0	0	0	0	0	0	0
at BYU		1	0-0	0-0	0-0	0-0	0	0	0	0	0	0	0
Saint Peter's													
vs. Southern Illinois													
vs. UNCG													
Iona													
at Delaware State													
at George Washington													
Cal. State - Northridge		2	0-0	0-0	0-0	0-0	0	0	1	0	0	0	0
Rider													
Missouri State													
Jacksonville State													
Kennesaw State													
at Sam Houston													
at LA Tech													
UTEP													
New Mexico State		2	0-1	0-0	0-0	0-0	0	0	0	0	0	0	0
at Liberty													
at New Mexico State													
at UTEP													
Liberty													
Middle Tennessee													
at FIU													
at Missouri State													
WKU													
at Middle Tennessee													
at Jacksonville State													
at Kennesaw State													
Sam Houston													
LA Tech													

## CAREER STATS

				Field Goals		3-Point		F-Throws		Rebounds									Scoring	
SEASON	TEAM	GP-GS	MIN/AVG	FG-FGA	FG%	3FG-3FGA	3FG%	FT-FTA	FT%	OFF	DEF	TOT	AVG	PF-FO	A	TO	BLK	STL	PTS	AVG
2023-24	UD	5-0	16/3.2	0-2	.000	0-1	.000	0-1	.000	1	2	3	0.6	0-0	0	0	0	0	0	0.0
2024-25	UD	6-0	12/2.0	1-3	.333	1-2	.500	0-0	.000	0	1	1	0.2	0-0	0	0	0	0	3	0.5
2025-26	UD	4-0	5/1.2	0-1	.000	0-0	.000	0-0	.000	0	0	0	0.0	0-0	1	0	0	0	0	0.0
TOTAL		15-0	33/2.2	1-6	.167	1-3	.333	0-1	.000	1	3	4	0.3	0-0	1	0	0	0	3	0.2

### major

Business Analytics

### career highs

#### points

3 vs. Misericordia 12/17/24

#### rebounds

2 at William &amp; Mary 2/1/24

#### assists

1 vs. CSUN 12/13/25

#### steals

#### blocks

#### field goals

1 vs. Misericordia 12/17/24

#### field goal attempts

2 vs. Misericordia 12/17/24

#### 3pt field goals

1 vs. Misericordia 12/17/24

#### 3pt field goal attempts

1, three times

#### free throws

#### free throw attempts

1 at William &amp; Mary 2/1/24

#### minutes

7 vs. Hampton 3/9/24

### season highs

#### points

#### rebounds

#### assists

1 vs. CSUN 12/13/25

#### steals

#### blocks

#### field goals

#### field goal attempts

1 vs. NMSU 1/17/26

#### 3pt field goals

#### 3pt field goal attempts

#### free throws

#### free throw attempts

#### minutes

2, twice

### 2025-26 SEASON

- Played in four games this season

### 2024-25 SEASON

- Appeared in six contest
- Recorded a three-pointer for his first career basket against Misericordia

### 2023-24 SEASON

- Appeared in five games
- Totalled three rebounds, including two against Misericordia

### BIO

Played high school basketball at the Salesianum School and won the 2023 DIAA State Championship at the Bob Carpenter Center... Averaged 7.5 points, 3 assists, and 4 rebounds per game as a senior... Held the honor of team captain his senior season... Named to the 2023 Blue-Gold High School All-Star game... Also played baseball for Salesianum... Son of Brandon and Renee Baffone... Has three siblings: Sophia, Gabriel, and Sarah... Dad, Brandon, played baseball at Wilmington University... Mom, Renee played volleyball at Wilmington University.



# JAYDEN TAYLOR

#11

freshman | forward | 6-8 | 185 | newark, del. | sanford school

## GAME-BY-GAME

OPPONENT	GS	MIN	FG	3PT	FT	OR-DR	REB	PF	AST	TO	BLK	STL	PTS
at Bucknell		7	0-0	0-0	1-2	1-1	2	0	1	0	0	0	1
Wilmington		11	2-4	0-1	2-4	2-3	5	2	0	1	1	0	6
at BYU	*	37	2-5	1-2	2-2	1-2	3	1	0	0	1	0	7
Saint Peter's		5	0-0	0-0	0-0	0-0	0	2	0	0	0	0	0
vs. Southern Illinois		7	0-1	0-0	0-0	0-0	0	1	0	0	0	0	0
vs. UNCG		3	0-0	0-0	0-0	0-0	0	1	0	0	0	0	0
Iona		7	1-1	0-0	0-0	0-2	2	1	0	0	0	0	2
at Delaware State		3	0-0	0-0	0-0	0-0	0	0	0	0	0	0	0
at George Washington		7	1-1	0-0	0-0	1-1	2	0	0	0	0	0	2
Cal. State - Northridge		18	2-3	0-0	0-0	1-2	3	1	0	1	1	0	4
Rider		5	1-2	0-0	2-2	0-0	0	0	0	0	0	0	4
Missouri State		22	2-4	1-2	0-0	2-1	3	1	0	1	0	0	5
Jacksonville State	*	22	1-2	1-2	0-0	0-1	1	1	1	0	1	0	3
Kennesaw State	*	22	2-4	0-1	1-5	0-4	4	2	0	3	3	1	5
at Sam Houston	*	19	2-2	0-0	0-0	0-3	3	1	1	0	0	1	4
at LA Tech	*	36	4-5	0-0	3-6	3-4	7	4	0	1	0	0	11
UTEP	*	18	0-1	0-1	2-2	4-2	6	2	1	1	0	0	2
New Mexico State	*	29	1-1	0-0	1-2	2-3	5	1	1	0	0	0	3
at Liberty													
at New Mexico State													
at UTEP													
Liberty													
Middle Tennessee													
at FIU													
at Missouri State													
WKU													
at Middle Tennessee													
at Jacksonville State													
at Kennesaw State													
Sam Houston													
LA Tech													

## CAREER STATS

				Field Goals		3-Point		F-Throws		Rebounds										Scoring	
SEASON	TEAM	GP-GS	MIN/AVG	FG-FGA	FG%	3FG-3FGA	3FG%	FT-FTA	FT%	OFF	DEF	TOT	AVG	PF-FO	A	TO	BLK	STL	PTS	AVG	
2025-26	UD	18-7	279/15.5	21-36	.583	3-9	.333	14-25	.560	17	29	46	2.6	21-0	5	8	7	2	59	3.3	
TOTAL		18-7	279/15.5	21-36	.583	3-9	.333	14-25	.560	17	29	46	2.6	21-0	5	8	7	2	59	3.3	

### major

University Studies

### career/season highs

#### points

11 at LA Tech 1/10/26

#### rebounds

7 at LA Tech 1/10/26

#### assists

1, three times

#### steals

1, twice

#### blocks

3 vs. Kennesaw State 1/4/26

#### field goals

4 at LA Tech 1/10/26

#### field goal attempts

5, twice

#### 3pt field goals

1, three times

#### 3pt field goal attempts

2, three times

#### free throws

3 at LA Tech 1/10/26

#### free throw attempts

6 at LA Tech 1/10/26

#### minutes

37 at BYU 11/11/25

### 2025-26 SEASON

- Played in every game this season, with seven starts
- Made collegiate debut at Bucknell
- Posted seven points in first collegiate start at No. 7 BYU
- Recorded a career-high three blocks vs. Kennesaw State
- Scored a career-high 11 points and grabbed a career-mark seven rebounds against LA Tech

### BIO

Graduated from the Sanford School in 2025... Ranked a three-star recruit by 247 Sports... A three-year starter and two-time captain in high school... Led Sanford to a state championship title as a senior... First Team All-Conference, First Team All-State, Max Preps Player of the Year, Delaware Player of the Year his final season... Averaged a double-double in points and rebounds as a junior... Was named First Team All-Conference, Second Team All-State, and 10 Top North his junior year... Led Sanford to a DISC Conference Championship in 2022 and 2024... Helped lead his team to a victory over No. 1 ranked St. Elizabeth, scoring 17 points with 12 rebounds during his junior season... Played for WeRT Basketball for three years, finishing in the final four of the circuit all three years... Son of Amber Hickman-Taylor and John Taylor... Mother, Amber, played college basketball at Millersville University... Father, John, played college basketball at Valdosta State University... Grandfather, Richard Hickman, played basketball at UD from 1969-73, being named captain and MVP in 1972-73, freshman coach in 1973-74, and a member of the broadcast team in 1974-75... Uncle, Stan Waterman, played four years of basketball at UD... Had three family members attend UD... Had 10 other relatives play college sports... Born in Newark, Delaware.



# ALEX MCFADDEN

#12

sophomore | guard | 6-1 | 175 | wayne, pa. | radnor

## GAME-BY-GAME

OPPONENT	GS	MIN	FG	3PT	FT	OR-DR	REB	PF	AST	TO	BLK	STL	PTS
at Bucknell													
Wilmington													
at BYU		0	0	0	0	0	0	0	0	0	0	0	0
Saint Peter's													
vs. Southern Illinois													
vs. UNCG													
Iona													
at Delaware State													
at George Washington													
Cal. State - Northridge		2	0-0	0-0	2-4	0-0	0	0	0	0	0	1	2
Rider													
Missouri State													
Jacksonville State		0	0-0	0-0	0-0	0-0	0-0	1	0	0	0	0	0
Kennesaw State													
at Sam Houston													
at LA Tech													
UTEP													
New Mexico State		2	0-0	0-0	0-0	0-0	0	0	1	0	0	0	0
at Liberty													
at New Mexico State													
at UTEP													
Liberty													
Middle Tennessee													
at FIU													
at Missouri State													
WKU													
at Middle Tennessee													
at Jacksonville State													
at Kennesaw State													
Sam Houston													
LA Tech													

## CAREER STATS

				Field Goals		3-Point		F-Throws		Rebounds									Scoring	
SEASON	TEAM	GP-GS	MIN/AVG	FG-FGA	FG%	3FG-3FGA	3FG%	FT-FTA	FT%	OFF	DEF	TOT	AVG	PF-FO	A	TO	BLK	STL	PTS	AVG
2024-25	UD	5-0	7/1.4	1-2	.500	0-1	.000	1-1	1.000	0	0	0	0.0	1-0	0	1	0	0	3	0.6
2025-26	UD	4-0	4/1.0	0-0	.000	0-0	.000	2-4	.500	0	0	0	0.0	1-0	1	0	0	1	2	0.5
TOTAL		9-0	11/1.2	1-2	.500	0-1	.000	3-5	.600	0	0	0	0.0	2-0	1	1	0	1	5	0.6

### major

Sport Management

### career highs

#### points

3 at Hofstra 1/23/25

#### rebounds

#### assists

1 vs. NMSU 1/17/26

#### steals

1 vs. CSUN 12/13/25

#### blocks

#### field goals

1 at Hofstra 1/23/25

#### field goal attempts

1, twice

#### 3pt field goals

#### 3pt field goal attempts

1 vs. Monmouth 1/4/25

#### free throws

2 vs. CSUN 12/13/25

#### free throw attempts

4 vs. CSUN 12/13/25

#### minutes

2, three times

### season highs

#### points

2 vs. CSUN 12/13/25

#### rebounds

#### assists

1 vs. NMSU 1/17/26

#### steals

1 vs. CSUN 12/13/25

#### blocks

#### field goals

#### field goal attempts

#### 3pt field goals

#### 3pt field goal attempts

#### free throws

2 vs. CSUN 12/13/25

#### free throw attempts

4 vs. CSUN 12/13/25

#### minutes

2, twice

### 2025-26 SEASON

· Played in four games this season

### 2024-25 SEASON

· Appeared in five games  
· Converted on both parts of an and-one opportunity for his first three career points at Hofstra

### BIO

Graduated from Radnor High School in 2024... Earned two varsity letters... Helped Radnor win the Central League championship and District 15A championship in the 2022-23 season... Distinguished Honor Roll student... Son of Renae Buono and Sean McFadden... Relative, Shannon Stefanski, played basketball at Dayton from 1998-2002... Born in Philadelphia, PA





LANCE PIPER

#14

sophomore | guard | 6-6 | 187 | holtsville, n.y. | phelps school | south carolina

GAME-BY-GAME

OPPONENT	GS	MIN	FG	3PT	FT	OR-DR	REB	PF	AST	TO	BLK	STL	PTS
at Bucknell													DNP - Injury
Wilmington													DNP - Injury
at BYU													DNP - Injury
Saint Peter's													DNP - Injury
vs. Southern Illinois													DNP - Injury
vs. UNCG													DNP - Injury
Iona													DNP - Injury
at Delaware State													DNP - Injury
at George Washington													DNP - Injury
Cal. State - Northridge													DNP - Injury
Rider													DNP - Injury
Missouri State													DNP - Injury
Jacksonville State													DNP - Injury
Kennesaw State													DNP - Injury
at Sam Houston													DNP - Injury
at LA Tech													DNP - Injury
UTEP													DNP - Injury
New Mexico State													DNP - Injury
at Liberty													
at New Mexico State													
at UTEP													
Liberty													
Middle Tennessee													
at FIU													
at Missouri State													
WKU													
at Middle Tennessee													
at Jacksonville State													
at Kennesaw State													
Sam Houston													
LA Tech													

CAREER STATS

major

Leadership

career/season highs  
points

rebounds

assists

steals

blocks

field goals

field goal attempts

3pt field goals

3pt field goal attempts

free throws

free throw attempts

minutes

2025-26 SEASON

- Transferred to Delaware from South Carolina
- Missed first 18 games due to injury

2024-25 SEASON AT SOUTH CAROLINA

- Did not see any game action

BIO

Graduated from the Phelps School in 2024... Played for Sachem East before finishing prep career at Phelps... Four year starter in high school... Averaged 16.3 points, 4.1 rebounds, and 1.2 assists per game en route to being named an All-Conference player... Played AAU for New Heights Lightning... Son of Leon and Saran Piper... Has one brother... Father played professionally overseas for 11 years after college stints at Delaware State and Indiana University of Pennsylvania... Born in New York.



# HOUSTON EMORY

#15

senior | forward | 6-9 | 205 | devon, pa. | blue ridge school

## GAME-BY-GAME

OPPONENT	GS	MIN	FG	3PT	FT	OR-DR	REB	PF	AST	TO	BLK	STL	PTS
at Bucknell		12	0-0	0-0	0-0	0-2	2	2	0	1	3	0	0
Wilmington		5	0-1	0-0	1-2	0-1	1	3	0	0	0	0	1
at BYU		10	1-1	0-0	0-0	0-1	1	1	0	0	1	1	2
Saint Peter's		5	0-1	0-0	0-0	0-0	0	1	0	1	0	0	0
vs. Southern Illinois		10	1-1	0-0	0-0	0-1	1	1	1	2	0	0	2
vs. UNCG		3	0-0	0-0	0-0	0-0	0	1	0	0	0	0	0
Iona		12	1-1	0-0	0-1	0-0	0	1	0	0	0	0	2
at Delaware State													
at George Washington		9	0-1	0-0	0-0	0-0	0	1	0	0	1	0	0
Cal. State - Northridge		4	0-0	0-0	0-0	0-1	1	0	0	0	2	0	0
Rider		12	1-2	0-0	1-2	0-1	1	1	0	0	1	1	3
Missouri State													
Jacksonville State													
Kennesaw State													
at Sam Houston													
at LA Tech													
UTEP													
New Mexico State		4	0-0	0-0	0-0	1-0	1	0	0	0	0	0	0
at Liberty													
at New Mexico State													
at UTEP													
Liberty													
Middle Tennessee													
at FIU													
at Missouri State													
WKU													
at Middle Tennessee													
at Jacksonville State													
at Kennesaw State													
Sam Houston													
LA Tech													

## CAREER STATS

				Field Goals		3-Point		F-Throws		Rebounds									Scoring	
SEASON	TEAM	GP-GS	MIN/AVG	FG-FGA	FG%	3FG-3FGA	3FG%	FT-FTA	FT%	OFF	DEF	TOT	AVG	PF-FO	A	TO	BLK	STL	PTS	AVG
2022-23	UD	13-0	68/5.2	2-5	.400	0-1	.000	0-0	.000	1	7	8	0.6	15-0	4	2	1	6	4	0.3
2023-24	UD	11-0	36/3.3	0-5	.000	0-0	.000	0-0	.000	1	4	5	0.5	13-1	0	6	1	1	0	0.0
2024-25	UD	19-1	125/6.6	8-17	.471	0-0	.000	8-15	.533	11	16	27	1.4	29-1	4	12	8	5	24	1.3
2025-26	UD	11-0	87/7.9	4-8	.500	0-0	.000	2-5	.400	1	9	10	0.9	11-0	1	4	8	2	10	0.9
TOTAL		54-1	315/5.8	14-35	.400	0-1	.000	10-20	.500	14	36	50	0.9	68-2	9	24	18	14	38	0.7

### major

Communication

### career highs

#### points

5 at UNCW 3/1/25

#### rebounds

5 vs. Robert Morris 11/7/24

#### assists

2 at Iona 11/12/24

#### steals

2, twice

#### blocks

3, twice

#### field goals

2, twice

#### field goal attempts

2, eight times

#### 3pt field goals

#### 3pt field goal attempts

1 at Hofstra 1/14/23

#### free throws

3 at UNCW 3/1/25

#### free throw attempts

4, twice

#### minutes

14 at UNCW 3/1/25

### season highs

#### points

3 vs. Rider 12/16/25

#### rebounds

2 at Bucknell 11/3/25

#### assists

1 vs. Southern Illinois 11/23/25

#### steals

1, twice

#### blocks

3 at Bucknell 11/3/25

#### field goals

1, four times

#### field goal attempts

2 vs. Rider 12/16/25

#### 3pt field goals

#### 3pt field goal attempts

#### free throws

1, twice

#### free throw attempts

2, twice

#### minutes

12, three times

### 2025-26 SEASON

- Played in 11 games this season
- Tied career-high three blocks at Bucknell
- Missed seven games this season

### 2024-25 SEASON

- Played in 19 games, starting one
- Made his first-career start at Northeastern
- Grabbed a career-high five rebounds against Robert Morris

### 2023-24 SEASON

- Appeared in 13 games
- Recorded five rebounds on the season

### 2022-23 SEASON

- Appeared in 13 games
- Scored a season-high four points against Hartford

### BIO

Graduated from the Blue Ridge School in 2022... Four-year letterman in basketball... Two-time team captain and four-time state champion... Also played one year of lacrosse, track, and tennis... Holds Blue Ridge single-season blocks record with 89... Named First Team All-State and First Team All-VIC as a senior... Averaged 7.6 points, 5.8 rebounds, 2.8 blocks, and 1.9 assists per game as a senior... Tallied 7.3 points, 6.5 rebounds, 3.3 blocks, and 1.9 assists during junior campaign... Son of Andrew and Rebecca Emory... Both parents played four years of basketball at William & Mary... Has two brothers, Jackson and Macon... Macon is a teammate on the men's basketball team.



# ALEX KAZANECKI

# #20

freshman | guard | 6-6 | 190 | morrow, ohio | archbishop moeller

## GAME-BY-GAME

OPPONENT	GS	MIN	FG	3PT	FT	OR-DR	REB	PF	AST	TO	BLK	STL	PTS
at Bucknell		5	0-0	0-0	0-0	0-0	0	0	1	0	0	1	0
Wilmington	*	25	3-9	0-6	2-2	0-6	6	1	1	1	2	0	8
at BYU		2	0-0	0-0	0-0	0-0	0	0	0	0	0	0	0
Saint Peter's		13	2-4	1-3	0-0	1-0	1	0	0	0	0	0	5
vs. Southern Illinois		26	6-9	4-6	1-2	0-2	2	1	0	0	0	0	17
vs. UNCG	*	40	1-4	0-3	0-0	0-2	2	3	1	1	0	1	2
Iona	*	23	2-4	1-3	0-0	0-0	0	1	0	3	0	0	5
at Delaware State		39	3-7	1-3	0-0	0-1	1	2	1	0	0	2	7
at George Washington		24	2-4	1-2	0-0	0-0	0	1	2	0	1	0	5
Cal. State - Northridge		30	2-7	1-4	0-0	1-1	2	0	0	1	1	0	5
Rider		29	3-3	2-2	0-0	0-1	1	1	0	0	0	0	8
Missouri State		22	1-3	1-3	2-2	0-3	3	1	1	0	1	0	5
Jacksonville State		25	0-3	0-3	0-0	0-0	0	1	1	0	0	0	0
Kennesaw State		23	1-2	1-2	0-0	0-2	2	0	0	0	0	0	3
at Sam Houston		31	1-3	0-1	1-2	2-3	5	2	0	1	1	0	3
at LA Tech		28	1-2	1-1	0-0	0-2	2	2	3	2	0	0	3
UTEP		30	1-4	1-3	0-0	0-4	4	0	0	1	0	0	3
New Mexico State		16	1-3	0-1	0-0	0-0	0	0	0	1	1	0	2
at Liberty													
at New Mexico State													
at UTEP													
Liberty													
Middle Tennessee													
at FIU													
at Missouri State													
WKU													
at Middle Tennessee													
at Jacksonville State													
at Kennesaw State													
Sam Houston													
LA Tech													

## CAREER STATS

				Field Goals		3-Point		F-Throws		Rebounds									Scoring	
SEASON	TEAM	GP-GS	MIN/AVG	FG-FGA	FG%	3FG-3FGA	3FG%	FT-FTA	FT%	OFF	DEF	TOT	AVG	PF-FO	A	TO	BLK	STL	PTS	AVG
2025-26	UD	18-3	430/23.9	30-71	.423	15-46	.326	6-8	.750	4	27	31	1.7	16-0	11	11	7	4	81	4.5
TOTAL		18-3	430/23.9	30-71	.423	15-46	.326	6-8	.750	4	27	31	1.7	16-0	11	11	7	4	81	4.5

### major

University Studies

### career highs

#### points

17 vs. Southern Illinois 11/23/25

#### rebounds

6 vs. Wilmington 11/7/25

#### assists

3 at LA Tech 1/10/26

#### steals

2 at Delaware State 12/6/25

#### blocks

2 vs. Wilmington 11/7/25

#### field goals

6 vs. Southern Illinois 11/23/25

#### field goal attempts

9, twice

#### 3pt field goals

4 vs. Southern Illinois 11/23/25

#### 3pt field goal attempts

6, twice

#### free throws

2, twice

#### free throw attempts

2, four times

#### minutes

40 vs. UNCG 11/25/25

### 2025-26 SEASON

- Played in every game this season, with three starts
- Made collegiate debut at Bucknell
- Recorded first-collegiate start and points (8) against Wilmington
- Recorded a career-high 17 points against Southern Illinois
- Snagged a career-high two steals at Delaware State

### BIO

Graduated from Archbishop Moeller High School in 2024... Played three years of basketball... Started junior and senior campaigns... Led the GCL South in scoring with 16.6 ppg, while shooting 57-percent from the floor and 41-percent from beyond the arc as a senior... Also led the GCL South in blocks, finished second in rebounds, and third in steals en route to GCL South First Team, All-Southwest Ohio First Team, and All-Ohio State First Team, as well as being named All-Southwest Ohio Player of the Year... Paced the Greater Catholic League (GCL) South in scoring, averaging 12.9 ppg, leading his team to a 26-2 record as a junior... Named GCL South First Team and Player of the Year, All-Southwest Ohio First Team, and All-Ohio State Second Team during junior season... Son of Tony and Patricia Adams... Has two brothers and one sister... Born in Dayton, Ohio.





# NNANNA NJOKU

#21

graduate | forward | 6-9 | 250 | bear, del. | sanford school | villanova

## GAME-BY-GAME

OPPONENT	GS	MIN	FG	3PT	FT	OR-DR	REB	PF	AST	TO	BLK	STL	PTS
at Bucknell													DNP - Injury
Wilmington													DNP - Injury
at BYU													DNP - Injury
Saint Peter's													DNP - Injury
vs. Southern Illinois													DNP - Injury
vs. UNCG													DNP - Injury
Iona													DNP - Injury
at Delaware State		9	1-2	0-0	0-0	0-2	2	3	0	1	1	1	2
at George Washington													DNP - Coach's Decision
Cal. State - Northridge													DNP - Coach's Decision
Rider													DNP - Coach's Decision
Missouri State		17	0-5	0-1	2-4	0-1	1	3	0	1	0	0	2
Jacksonville State													DNP - Injury
Kennesaw State													DNP - Coach's Decision
at Sam Houston													DNP - Coach's Decision
at LA Tech													DNP - Coach's Decision
UTEP													DNP - Coach's Decision
New Mexico State													DNP - Coach's Decision
at Liberty													
at New Mexico State													
at UTEP													
Liberty													
Middle Tennessee													
at FIU													
at Missouri State													
WKU													
at Middle Tennessee													
at Jacksonville State													
at Kennesaw State													
Sam Houston													
LA Tech													

## CAREER STATS

				Field Goals		3-Point		F-Throws		Rebounds									Scoring	
SEASON	TEAM	GP-GS	MIN/AVG	FG-FGA	FG%	3FG-3FGA	3FG%	FT-FTA	FT%	OFF	DEF	TOT	AVG	PF-FO	A	TO	BLK	STL	PTS	AVG
2021-22	VU	9-0	28/3.1	3-6	.500	0-0	.000	0-0	.000	6	8	14	1.6	5-0	0	2	1	1	6	0.7
2022-23	VU	4-0	8/2.0	0-0	.000	0-0	.000	0-0	.000	0	2	2	0.5	4-0	0	1	0	0	0	0.0
2023-24	VU	11-0	51/4.6	3-6	.500	0-0	.000	3-4	.750	9	12	21	1.9	20-0	1	3	5	1	9	0.8
2024-25	VU	10-0	95/9.5	2-4	.500	0-0	.000	2-4	.500	4	17	21	2.1	12-0	2	4	2	1	6	0.6
2025-26	UD	2-0	28/13.8	1-7	.143	0-1	.000	2-4	.500	0	3	3	1.5	6-0	0	2	1	1	4	2.0
TOTAL FOR UD		2-0	28/13.8	1-7	.143	0-1	.000	2-4	.500	0	3	3	1.5	6-0	0	2	1	1	4	2.0
TOTAL		36-0	209/5.8	9-23	.391	0-1	.000	7-12	.583	19	42	61	1.7	47-0	3	12	9	4	25	0.7

### 2025-26 SEASON

- Transferred to Delaware from Villanova
- Missed 16 games this season
- Made Delaware debut and recorded first points as a Blue Hen at Delaware State

### 2024-25 SEASON AT VILLANOVA

- Played in 10 games

### 2023-24 SEASON AT VILLANOVA

- Appeared in 11 games off the bench

### 2022-23 SEASON AT VILLANOVA

- Played in four contests

### 2021-22 SEASON AT VILLANOVA

- Appeared in nine games

### BIO

Graduated from the Sanford School in 2021... Started all four years at Sanford... Three-time captain in high school... 2021 Delaware Gatorade Player of the Year after tallying 20.8 points, 8.9 rebounds, and 1.9 blocks per game... Led Sanford to a 16-2 record and the DIAA State Championship... Won two DIAA State Championships in 2019 and 2021... 247 Sports four-star prospect chose Villanova over notable offers from Marquette, Miami, NC State, Providence, and Temple, among others... Son of Chioma Njoku... Has two sisters, Chioma and Nkechi... Sister Chioma graduated from UD in 2023 as a member of the track & field team... Born in Philadelphia, Pa.

### major

M.S. International Business

### career highs

#### points

4, twice

#### rebounds

6, twice

#### assists

2 vs. NJIT 11/8/24

#### steals

1, four times

#### blocks

2, twice

#### field goals

2 vs. Butler 1/16/22

#### field goal attempts

5 vs. Missouri State 12/29/25

#### 3pt field goals

#### 3pt field goal attempts

1 vs. Missouri State 12/29/25

#### free throws

2, three times

#### free throw attempts

4, twice

#### minutes

17, twice

### season highs

#### points

2, twice

#### rebounds

2 at Delaware State 12/6/25

#### assists

#### steals

1 at Delaware State 12/6/25

#### blocks

1 at Delaware State 12/6/25

#### field goals

1 at Delaware State 12/6/25

#### field goal attempts

5 vs. Missouri State 12/29/25

#### 3pt field goals

#### 3pt field goal attempts

1 vs. Missouri State 12/29/25

#### free throws

2 vs. Missouri State 12/29/25

#### free throw attempts

4 vs. Missouri State 12/29/25

#### minutes

17 vs. Missouri State 12/29/25



# BOUNA KEBE

# #35

senior | forward | 6-9 | 216 | dakar, senegal | promise prep. academy | memphis / gillette cc

## GAME-BY-GAME

OPPONENT	GS	MIN	FG	3PT	FT	OR-DR	REB	PF	AST	TO	BLK	STL	PTS
at Bucknell						DNP - Injury							
Wilmington						DNP - Injury							
at BYU						DNP - Injury							
Saint Peter's		2	0-0	0-0	0-0	0-0	0	0	1	1	0	0	0
vs. Southern Illinois						DNP - Coach's Decision							
vs. UNCG		2	0-1	0-0	0-0	0-0	0	0	0	0	0	0	0
Iona		6	1-3	0-0	0-0	0-0	0	0	0	0	0	0	2
at Delaware State	*	6	0-0	0-0	0-0	0-1	1	0	0	0	1	0	0
at George Washington	*	13	2-3	0-1	0-0	0-6	6	1	1	1	1	0	4
Cal. State - Northridge	*	12	1-3	1-3	0-0	0-2	2	1	2	0	0	0	3
Rider	*	11	1-2	0-1	0-0	0-2	2	0	0	0	1	0	2
Missouri State	*	5	0-1	0-1	0-0	0-0	0	0	0	0	0	0	0
Jacksonville State		3	0-1	0-0	0-0	0-0	0	0	0	0	0	0	0
Kennesaw State		7	2-2	0-0	0-1	0-1	1	3	0	0	1	1	4
at Sam Houston		2	0-1	0-1	0-0	0-0	0	0	0	0	0	0	0
at LA Tech		4	0-1	0-1	0-0	0-1	1	0	0	0	0	0	0
UTEP		3	0-1	0-0	0-0	0-1	1	0	0	0	1	0	0
New Mexico State						DNP - Coach's Decision							
at Liberty													
at New Mexico State													
at UTEP													
Liberty													
Middle Tennessee													
at FIU													
at Missouri State													
WKU													
at Middle Tennessee													
at Jacksonville State													
at Kennesaw State													
Sam Houston													
LA Tech													

## CAREER STATS

				Field Goals		3-Point		F-Throws		Rebounds									Scoring	
SEASON	TEAM	GP-GS	MIN/AVG	FG-FGA	FG%	3FG-3FGA	3FG%	FT-FTA	FT%	OFF	DEF	TOT	AVG	PF-FO	A	TO	BLK	STL	PTS	AVG
2025-26	UD	13-5	76/5.8	7-19	.368	1-8	.125	0-1	.000	0	14	14	1.1	5-0	4	1	5	1	15	1.2
TOTAL		13-5	76/5.8	7-19	.368	1-8	.125	0-1	.000	0	14	14	1.1	5-0	4	1	5	1	15	1.2

### major

Sociology

### career/season highs

#### points

4, twice

#### rebounds

6 at GW 12/10/25

#### assists

2 vs. CSUN 12/13/25

#### steals

1 vs. Kennesaw State 1/4/26

#### blocks

1, five times

#### field goals

2 at GW 12/10/25

#### field goal attempts

3, three times

#### 3pt field goals

1 vs. CSUN 12/13/25

#### 3pt field goal attempts

3 vs. CSUN 12/13/25

#### free throws

#### free throw attempts

1 vs. Kennesaw State 1/4/26

#### minutes

13 at GW 12/10/25

### 2025-26 SEASON

- Transferred to Delaware from Memphis
- Missed five games this season
- Played in 12 games this season, with five starts
- Recorded first-career points against Iona
- Made first-career start and recorded first rebound and block as a Blue Hen at Delaware State
- Recorded career highs in minutes (13), rebounds (6), points (4), and field goals made (2) at George Washington

### 2024-25 SEASON AT MEMPHIS

- Did not see any game action

### 2023-24 SEASON AT GILLETTE CC

- Appeared in 28 games with 15 starts
- Averaged 11.2 points, 7.1 rebounds, and 1.7 blocks

### 2022-23 SEASON AT INDEPENDENCE CC

- Played in 31 games
- Averaged 6.9 points and 4.1 rebounds

### BIO

Graduated from Promise Preparatory Academy in 2022... Was a four-year started on the basketball team... Born in Dakar, Senegal.



# TYLER HOUSER

#44

senior | forward | 6-9 | 255 | camp hill, pa. | cedar cliff | vmi

## GAME-BY-GAME

OPPONENT	GS	MIN	FG	3PT	FT	OR-DR	REB	PF	AST	TO	BLK	STL	PTS
at Bucknell	*	28	5-12	2-4	0-4	3-3	6	4	0	1	1	0	12
Wilmington	*	31	5-10	0-2	0-0	2-4	6	3	0	2	1	0	10
at BYU	*	28	4-8	2-3	0-0	3-0	3	2	1	1	0	0	10
Saint Peter's	*	33	6-8	1-1	4-6	2-4	6	0	1	1	1	0	17
vs. Southern Illinois	*	29	2-8	1-3	0-0	0-2	2	2	2	0	0	1	5
vs. UNCG	*	36	9-12	6-6	0-0	3-7	10	4	1	1	1	0	24
Iona	*	28	5-14	0-5	2-4	5-6	11	0	4	0	0	1	12
at Delaware State	*	40	5-9	0-2	2-2	1-6	7	4	2	2	0	1	12
at George Washington	*	30	2-5	0-2	3-4	1-4	5	4	2	4	1	0	7
Cal. State - Northridge	*	30	2-5	1-2	3-4	5-2	7	1	2	3	0	0	8
Rider	*	28	3-6	1-2	2-2	1-3	4	4	2	1	0	1	9
Missouri State	*	28	2-6	1-3	4-4	1-2	3	4	1	2	0	3	9
Jacksonville State	*	39	8-18	2-8	1-2	2-4	6	4	2	1	2	0	19
Kennesaw State	*	34	7-9	3-5	2-2	0-1	1	4	1	4	0	0	19
at Sam Houston	*	38	6-12	2-7	1-2	0-7	7	5	2	1	1	0	15
at LA Tech	*	41	5-9	1-3	1-1	2-4	6	2	1	1	1	0	12
UTEP	*	37	5-15	1-4	7-9	3-2	5	3	4	0	0	0	18
New Mexico State	*	36	8-15	4-7	5-5	1-3	4	3	2	0	0	0	25
at Liberty													
at New Mexico State													
at UTEP													
Liberty													
Middle Tennessee													
at FIU													
at Missouri State													
WKU													
at Middle Tennessee													
at Jacksonville State													
at Kennesaw State													
Sam Houston													
LA Tech													

## CAREER STATS

				Field Goals		3-Point		F-Throws		Rebounds										Scoring	
SEASON	TEAM	GP-GS	MIN/AVG	FG-FGA	FG%	3FG-3FGA	3FG%	FT-FTA	FT%	OFF	DEF	TOT	AVG	PF-FO	A	TO	BLK	STL	PTS	AVG	
2022-23	VMI	32-26	837/26.2	129-291	.443	43-121	.355	44-60	.733	49	112	161	5.0	64-1	14	48	14	12	345	10.8	
2023-24	UD	33-0	506/15.3	58-140	.414	29-85	.341	15-20	.750	19	55	74	2.2	58-2	16	25	7	9	160	4.8	
2025-26	UD	18-18	590/32.8	89-181	.492	28-69	.406	37-47	.787	35	64	99	5.5	53-1	30	25	9	7	243	13.5	
TOTAL FOR UD		51-18	1095/21.5	147-321	.458	57-154	.370	52-67	.776	54	119	173	3.4	111-3	46	50	16	16	403	7.9	
TOTAL		83-44	1932/23.3	276-612	.451	100-275	.364	96-127	.756	103	231	334	4.0	175-4	60	98	30	28	748	9.0	

### major

Finance

### career highs

#### points

26 at Western Caro. 2/25/23

#### rebounds

12 vs. The Citadel 2/2/23

#### assists

4 vs. Iona 12/1/25

#### steals

3 vs. Missouri State 12/29/25

#### blocks

2, twice

#### field goals

10 at Western Caro. 2/25/23

#### field goal attempts

24 at Western Caro. 2/25/23

#### 3pt field goals

6 vs. UNCG 11/25/25

#### 3pt field goal attempts

16 at Western Caro. 2/25/23

#### free throws

5 vs. NMSU 1/17/26

#### free throw attempts

6, three times

#### minutes

41 at LA Tech 1/10/26

### season highs

#### points

25 vs. NMSU 1/17/26

#### rebounds

11 vs. Iona 12/1/25

#### assists

4 vs. Iona 12/1/25

#### steals

3 vs. Missouri State 12/29/25

#### blocks

1, five times

#### field goals

9 vs. UNCG 11/25/25

#### field goal attempts

18 vs. Jax State 1/2/26

#### 3pt field goals

6 vs. UNCG 11/25/25

#### 3pt field goal attempts

8 vs. Jax State 1/2/26

#### free throws

5 vs. NMSU 1/17/26

#### free throw attempts

6 vs. Saint Peter's 11/18/25

#### minutes

41 at LA Tech 1/10/26

### 2025-26 SEASON

- Played first game in 603 days at Bucknell
- Started every game this season
- Recorded four-straight double-digit point games in opening four games
- Earned a double-double with 24 points and 10 rebounds against UNCG, including going 6-of-6 from three
- Recorded second-consecutive double-double with 12 points and 11 rebounds against Iona, while also handing out a career-high four assists
- Snagged a career-high three steals against Missouri State
- Recorded eighth double-digit game with 19 points against Jax State
- Posted 19 points vs. Kennesaw State
- Scored 15 points and grabbed seven rebounds against Sam Houston
- Recorded 12 points and six rebounds at LA Tech
- Scored fifth-consecutive double-digit game with 18 points vs. UTEP
- Posted a season-high 25 points over New Mexico State, including a career-mark 5-of-5 made free throws.

### 2024-25 SEASON

- Did not play due to injury

### 2023-24 SEASON

- Appeared in 33 games off the bench
- Averaged 4.8 points, 2.2 rebounds per game
- Shot 41.4% from the field and 34.1% from beyond the arc

### 2022-23 SEASON AT VMI

- Played in 32 games with 26 starts
- Averaged 10.8 points and 5.0 rebounds
- Hit a triple in 21 contests with at least two in 11
- Finished the season third on the team in scoring and field-goal percentage after posting 20 double-digit performances, including a career high 26 points in the regular season finale

### BIO

Graduated from Cedar Cliff in 2022... Four-year letterwinner... Scored over 1,000 points... Member of the National Honor Society... Posted a 4.1 GPA... Grandfather, Barry Houser, was drafted by the Pittsburgh Pirates and played professionally in the Western Carolina League where he would become an Eastern League All-Star





# JAMEEL BROWN

# #55

senior | guard | 6-4 | 200 | philadelphia, pa. | the haverford school | penn state / temple

## GAME-BY-GAME

OPPONENT	GS	MIN	FG	3PT	FT	OR-DR	REB	PF	AST	TO	BLK	STL	PTS
at Bucknell	*	30	6-12	4-6	3-6	1-4	5	2	1	3	0	2	19
Wilmington	*	25	0-6	0-4	3-3	0-2	2	0	0	4	0	1	3
at BYU	*	31	3-12	2-7	3-3	0-2	2	3	1	0	0	3	11
Saint Peter's	*	7	2-2	2-2	0-0	0-2	2	1	1	0	0	1	6
vs. Southern Illinois													DNP - Injury
vs. UNCG													DNP - Injury
Iona													DNP - Injury
at Delaware State													DNP - Injury
at George Washington													DNP - Injury
Cal. State - Northridge													DNP - Injury
Rider													DNP - Injury
Missouri State													DNP - Injury
Jacksonville State													DNP - Injury
Kennesaw State													DNP - Injury
at Sam Houston													DNP - Injury
at LA Tech													DNP - Injury
UTEP													DNP - Injury
New Mexico State													DNP - Injury
at Liberty													DNP - Injury
at New Mexico State													
at UTEP													
Liberty													
Middle Tennessee													
at FIU													
at Missouri State													
WKU													
at Middle Tennessee													
at Jacksonville State													
at Kennesaw State													
Sam Houston													
LA Tech													

## CAREER STATS

				Field Goals		3-Point		F-Throws		Rebounds										Scoring	
SEASON	TEAM	GP-GS	MIN/AVG	FG-FGA	FG%	3FG-3FGA	3FG%	FT-FTA	FT%	OFF	DEF	TOT	AVG	PF-FO	A	TO	BLK	STL	PTS	AVG	
2022-23	PSU	14-0	64/4.6	3-16	.188	2-14	.143	4-5	.800	0	14	14	1.0	5-0	3	2	1	2	12	0.9	
2023-24	PSU	27-0	273/10.1	37-107	.346	29-91	.319	6-12	.500	3	17	20	0.7	20-0	8	14	1	15	109	4.0	
2024-25	Temple	8-0	127/15.9	12-31	.387	10-27	.370	8-10	.800	2	13	15	1.9	9-0	5	3	1	8	42	5.3	
2025-26	UD	4-4	94/23.4	11-32	.344	8-19	.421	9-12	.750	1	10	11	2.8	6-0	3	7	0	7	39	9.8	
TOTAL FOR UD		4-4	94/23.4	11-32	.344	8-19	.421	9-12	.750	1	10	11	2.8	6-0	3	7	0	7	39	9.8	
TOTAL		53-4	558/10.5	63-186	.339	49-151	.325	27-39	.692	6	54	60	1.1	40-0	19	26	3	32	202	3.8	

### 2025-26 SEASON

- Transferred to Delaware from Temple
- Started first four games this season
- Missed last 14 games due to injury
- Recorded 19 points and five rebounds in first collegiate start at Bucknell
- Posted second double-digit scoring game at No. 7 BYU with 11 points
- Shot 2-2 from three against Saint Peter's

### 2024-25 SEASON AT TEMPLE

- Played in eight games
- Averaged 5.3 points, 1.9 rebounds, and 1.0 steals
- Opened the season with back-to-back 11-point, two-assist performances against Sacred Heart and Monmouth
- Committed just three turnovers in 127 total minutes.

### 2023-24 SEASON AT PENN STATE

- Appeared in 27 games
- Averaged 4.0 points, while totaling 20 rebounds and 15 steals
- Scored in double figures four times
- Posted a career-high 20 points on 7-of-9 shooting in the season opener vs. Delaware State.

### 2022-23 SEASON AT PENN STATE

- Played in 14 games
- Recorded 12 points and 14 rebounds
- Scored a season-best five points vs. Canisius
- Made a 3-pointer in his collegiate debut against Winthrop

### BIO

Graduated from Westtown School in 2022... Finalist for Pennsylvania Mr. Basketball, First Team All-State and team co-MVP after averaging 15 points, six rebounds and four assists, and knocking down 65 3-pointers during senior season... Scored 31 points in the PAISAA semifinals, and helped guide Westtown to the PAISAA State Championship title... Spent first three seasons at The Haverford School... Guided his team to a 28-0 record, capped off by Inter-AC and PAISAA Championships as a freshman... First Team All-State as a junior... No. 6 all-time ranked signee in the history of Penn State basketball according to the 247 Sports Composite Ranking... chose the Nittany Lions over other notable offers from Auburn, Marquette, and Purdue, among others... Ranked as an ESPN 4-star prospect and the No. 24 shooting guard in the country... Son of Aquanda Johnson and Ali Brown... Born in Philadelphia, Pa... Has two brothers, Jameel and Muneer, and one sister, Shahadah.

### major

Sociology

### career highs

#### points

20 vs. Delaware State 11/6/23

#### rebounds

6 vs. Florida State 11/22/24

#### assists

2, four times

#### steals

4 vs. Florida State 11/22/24

#### blocks

1, three times

#### field goals

7 vs. Delaware State 11/6/23

#### field goal attempts

12, twice

#### 3pt field goals

6 vs. Delaware State 11/6/23

#### 3pt field goal attempts

8, twice

#### free throws

3, three times

#### free throw attempts

6 at Bucknell 11/2/25

#### minutes

30 at Bucknell 11/3/25

### season highs

#### points

19 at Bucknell 11/3/25

#### rebounds

5 at Bucknell 11/3/25

#### assists

1, three times

#### steals

3 at BYU 11/11/25

#### blocks

#### field goals

6 at Bucknell 11/3/25

#### field goal attempts

12, twice

#### 3pt field goals

4 at Bucknell 11/3/25

#### 3pt field goal attempts

7 at BYU 11/11/25

#### free throws

3, three times

#### free throw attempts

6 at Bucknell 11/3/25

#### minutes

30 at Bucknell 11/3/25

delaware

# HIGHS AND LOWS

## GAME HIGHS

	2025-26	INGELSBY ERA
Points	81 vs. Saint Peter's, 11/18/25	101 vs. Goldey-Beacom, 11/8/23
1H Points	49 vs. Saint Peter's, 11/18/25	56 at Drexel, 3/22/18
2H Points	46 vs. UNCG, 11/25/25	64 vs. Charleston 2/24/22
FG Made	28, (3x) Last: vs. Iona, 12/1/25	43 vs. Goldey-Beacom, 11/8/23
FG Attempts	64 at Bucknell, 11/3/25	74 vs. Goldey-Beacom, 11/8/23
FG Percentage	.538 vs. Saint Peter's, 11/18/25	.655 vs. Campbell (36-55), 2/15/25
3FG Made	13 vs. UNCG, 11/25/25	17 vs. Delaware State, 12/3/24
3FG Attempts	32 (2x) Last: at Sam Houston, 1/8/26	38, (2x) Last: vs. Misericordia, 12/17/24
3FG Percentage	.524 vs. Saint Peter's, 11/18/25	.652 at Columbia (15-23), 12/2/21
FT Made	16 vs. Rider, 12/16/25	29 vs. La Salle, 11/2/21
FT Attempts	21 vs. UTEP, 1/15/26	39 at Elon, 2/17/22
FT Percentage	1.00 at Delaware State (13-13), 12/6/25	1.00 (7x) Last: at Delaware State (13-13), 12/6/25
Rebounds	43 vs. Wilmington, 11/7/25	58 vs. Chestnut Hill, 12/10/24
Assists	18 vs. Saint Peter's, 11/18/25	27 vs. Campbell, 2/15/25
Steals	10 at Bucknell, 11/3/25	13 (2x) Last: vs. Charleston, 2/24/22
Blocks	8 vs. Kennesaw State, 1/4/26	12 vs. Wilmington, 11/7/22
Turnovers	19 vs. Southern Illinois, 11/23/25	23 at Saint Peter's, 11/10/18

## GAME LOWS

	2025-26	INGELSBY ERA
Points	43 vs. Missouri State, 12/29/25	43 vs. Missouri State, 12/29/25
1H Points	17 vs. Missouri State, 12/29/25	17 vs. Missouri State, 12/29/25
2H Points	25 vs. Wilmington, 11/7/25	19 at Towson, 1/27/22
FG Made	13 vs. Missouri State, 12/29/25	13 vs. Missouri State, 12/29/25
FG Attempts	43 vs. Missouri State, 12/29/25	40 (2x) Last: vs. Fordham, 11/24/21
FG Percentage	.302 vs. Missouri State, 12/29/25	.262 at Hofstra (16-61), 12/28/18
3FG Made	3 vs. Wilmington, 11/7/25	1 (2x) Last: vs. Northeastern, 3/4/18
3FG Attempts	15 vs. Kennesaw State, 1/4/26	10 vs. Siena, 12/11/22
3FG Percentage	.125 vs. Wilmington (3-24), 11/7/25	.071 vs. Northeastern (1-14), 3/4/18
FT Made	3 vs. Iona, 12/1/25	2 at Delaware State, 12/2/21
FT Attempts	6 vs. Jax State, 1/2/26	3 vs. Cornell, 12/1/22
FT Percentage	.375 vs. Iona, 12/1/25	.333 (3x) Last: vs. Northeastern (2-6), 2/10/22
Rebounds	24 vs. New Mexico State, 1/17/26	17 (2x) Last: vs. Campbell, 2/15/25
Assists	8 (2x) Last: vs. Missouri State, 12/29/25	4 at UNCG, 11/20/17
Steals	1 (2x) Last: vs. New Mexico State, 1/17/26	0 (5x) Last: vs. Ohio, 12/2/23
Blocks	0 (2x) Last: vs. Iona, 12/1/25	0 (16x) Last: vs. Iona, 12/1/25
Turnovers	5 at BYU, 11/11/25	2 vs. Towson, 1/19/19

## PLAYER HIGHS UNDER INGELSBY

Points	Jameer Nelson Jr., 2/18/23 vs. UNCW (39)
Rebounds	Dylan Painter, (2x) Last: 11/21/21 at UNCW (19)
Assists	Christian Bliss, 11/25/25 vs. UNCG (11)
	Jalun Trent, 12/30/23 vs. Princeton (11)
Steals	Jameer Nelson Jr., 2/24/22 vs. Charleston (8)
Blocks	Dylan Painter, 1/20/22 vs. William & Mary (6)
FG Made	Justyn Mutts, 1/23/20 at Hofstra (14)
FG Attempts	Ryan Allen, 2/3/18 at Elon (25)
3FG Made	John Camden, 12/29/24 at St. John's (9)
	Ithiel Horton, 1/10/19 at UNCW (9)
3FG Attempts	Ryan Allen, 2/14/19 at Towson (15)
FT Made	Anthony Mosley, 12/17/16 at Seton Hall (13)
FT Attempts	Jameer Nelson, 12/7/22 vs. Delaware State (16)

opponent

# HIGHS AND LOWS

## GAME HIGHS

	2025-26	INGELSBY ERA
Points	97 vs. New Mexico State, 1/17/26	108 at UNCW, 2/4/17
1H Points	49 vs. New Mexico State, 1/17/26	58 at Northeastern, 1/5/17
2H Points	51 at BYU, 11/11/25	58 vs. Campbell, 2/15/25
FG Made	36 vs. New Mexico State, 1/17/26	39 (2x) Last: at St. John's, 12/28/24
FG Attempts	66 (2x) Last: at BYU, 11/11/25	76 (2x) Last: vs. Goldey-Beacom, 11/8/23
FG Percentage	.585 vs. Iona (31-53), 12/1/25	.692 at UNCW (36-52), 2/4/17
3FG Made	14 vs. New Mexico State, 1/17/26	21 (2x) at UNCW, 2/4/17
3FG Attempts	35 vs. Kennesaw State, 1/4/26	41 vs. Salem, 12/5/20
3FG Percentage	.500 vs. New Mexico State, 1/17/26	.727 at Towson (16-22), 2/16/23
FT Made	20 vs. Southern Illinois, 11/23/25	26 (2x) Last: at Monmouth, 2/1/25
FT Attempts	30 at LA Tech, 1/10/26	36 at Elon, 2/25/17
FT Percentage	1.00 (3x) Last: vs. New Mexico State, 1/17/26	1.00 (5x) Last: vs. Saint Peter's (6-6), 11/18/25
Rebounds	46 at BYU, 11/11/25	58 at Iona, 11/12/24
Assists	21 vs. CSUN, 12/13/25	29 vs. Northeastern, 1/5/17
Steals	12 at Delaware State, 12/6/25	13 (4x) Last: at Elon, 2/16/24
Blocks	7 at George Washington, 12/10/25	11 (2x) Last: at Monmouth, 2/1/25
Turnovers	17 at Delaware State, 12/6/25	24 vs. Charleston, 2/24/22

## GAME LOWS

	2025-26	INGELSBY ERA
Points	52 vs. Kennesaw State, 1/4/26	40 vs. Wilmington, 11/18/18
1H Points	22 vs. Kennesaw State, 1/4/26	15 at Bradley, 11/13/16
2H Points	29 at George Washington, 12/10/25	20 vs. Wilmington, 11/18/18
FG Made	16 vs. UNCG, 11/25/25	15 vs. Hampton (N), 3/9/24
FG Attempts	44 vs. Jax State, 1/2/26	45 (4x) Last: at Elon, 2/25/17
FG Percentage	.283 vs. Kennesaw State, 1/4/26	.257 vs. Chestnut Hill (19-75), 12/10/24
3FG Made	3 vs. Southern Illinois, 11/23/25	1 vs. Delaware State, 12/2/16
3FG Attempts	15 vs. Southern Illinois, 11/23/25	8 at Monmouth, 2/2/23
3FG Percentage	.160 vs. Rider, 12/16/25	.067 vs. Delaware State, 12/2/16
FT Made	6 (2x) Last: vs. UTEP, 1/15/26	1 at Towson, 2/16/23
FT Attempts	6 vs. Saint Peter's, 11/18/25	2 vs. Lafayette, 12/8/21
FT Percentage	.625 at Delaware State (15-24), 12/6/25	.200 at Towson (1-5), 2/16/23
Rebounds	26 vs. Saint Peter's, 11/18/25	18 vs. Appalachian State (N), 11/22/21
Assists	7 vs. UNCG, 11/25/25	3 vs. Drexel (N), 3/6/22
Steals	4 (3x) Last: vs. UTEP, 1/15/26	0 Towson, 1/19/19
Blocks	0 vs. Rider, 12/16/25	0 (21x) Last: at NC A&T, 2/17/24
Turnovers	4 (2x) Last: vs. New Mexico State, 1/17/26	3 at Ohio, 12/2/23.

## DELAWARE INDIVIDUAL SINGLE GAME RECORDS

Points	Liston Houston, 2/19/1910 vs. Lebanon Valley (52)
Rebounds	Jack Waddington, 1/4/56 vs. Rutgers (31)
Assists	John Staudenmayer, 2/6/82 vs. Lehigh (17)
Steals	Jameer Nelson Jr., 2/24/22 vs. Charleston (8)
	Taurence Chisholm, 1/16/85 vs. Bucknell (8)
Blocks	Ndongo Ndiaye, 12/2/99 vs. Colgate (9)
FG Made	Liston Houston, 2/19/1910 vs. Lebanon Valley (25)
FG Attempts	Nate Cloud, 2/18/61 vs. Muhlenberg (35)
3FT Made	John Camden, 12/29/24 at St. John's (9)
	Ithiel Horton, 1/10/19 at UNCW (9)
3FG Attempts	Ryan Allen, 2/14/19 at Towson (15)
FT Made	Jawan Carter, 11/21/09 vs. Penn (19)
	Jarvis Threatt, 1/5/13 at Old Dominion (19)
FT Attempts	Jawan Carter, 11/21/09 vs. Penn (26)



delaware

## STARTERS BY GAME

OPPONENT	G	G	G/F	F	F/C	LINEUP RECORD	RECORD
at Bucknell	Bliss	Reilly	Brown	M. Emory	Houser	0-1	0-1
Wilmington	Bliss	Kazanecki	Brown	M. Emory	Houser	0-1	0-2
at BYU	Bliss	Taylor	Brown	M. Emory	Houser	0-1	0-3
Saint Peter's	Bliss	Fernandez	Brown	M. Emory	Houser	1-0	1-3
vs. Southern Illinois	Bliss	Fernandez	Ellison	M. Emory	Houser	0-1	1-4
vs. UNCG	Bliss	Fernandez	Kazanecki	M. Emory	Houser	1-0	2-4
Iona	Bliss	Fernandez	Kazanecki	M. Emory	Houser	1-1	2-5
at Delaware State	Bliss	Fernandez	M. Emory	Kebe	Houser	0-1	2-6
at George Washington	Bliss	Fernandez	M. Emory	Kebe	Houser	1-1	3-6
CSUN	Bliss	Fernandez	M. Emory	Kebe	Houser	1-2	3-7
Rider	Bliss	Fernandez	M. Emory	Kebe	Houser	2-2	4-7
Missouri State	Bliss	Fernandez	M. Emory	Kebe	Houser	2-3	4-8
Jacksonville State	Bliss	Fernandez	M. Emory	Taylor	Houser	0-1	4-9
Kennesaw State	Bliss	Fernandez	M. Emory	Taylor	Houser	1-1	5-9
at Sam Houston	Bliss	Fernandez	M. Emory	Taylor	Houser	1-2	5-10
at LA Tech	Bliss	Fernandez	M. Emory	Taylor	Houser	1-3	5-11
UTEP	Bliss	Fernandez	M. Emory	Taylor	Houser	1-4	5-12
New Mexico State	Bliss	Fernandez	M. Emory	Taylor	Houser	1-5	5-13
at Liberty							
at New Mexico State							
at UTEP							
Liberty							
Middle Tennessee							
at FIU							
at Missouri State							
WKU							
at Middle Tennessee							
at Jacksonville State							
at Kennesaw State							
Sam Houston							
LA Tech							

\***BOLD** indicates first time using lineup | \***BOLD** indicates lineup change

## CAREER GAMES/STARTS

	GP	GS	Cons. GS
Reilly	95	63	-
Fernandez	72	32	15
Brown	53	4	-
M. Emory	52	23	18
H. Emory	50	1	-
Houser	50	43	18
Njoku	36	-	-
Bliss	18	18	18
Baffone	13	-	-
Kazanecki	18	3	-
Taylor	18	7	6
Ellison	7	1	-
Kebe	12	5	-
McFadden	7	-	-

## RECORD BY STARTS

	CAREER	25-26
Bliss	5-13	5-3
Brown	1-3	1-3
Ellison	0-1	0-1
H. Emory	0-1	0-0
M. Emory	7-16	5-13
Fernandez	15-17	5-10
Houser	11-33	5-13
Kazanecki	1-2	1-2
Reilly	34-32	0-1
Taylor	1-6	1-6
Kebe	2-3	4-3

**Bold** indicates last game's starters

delaware/opponent

## SCORING BREAKDOWN

----LEAD TRENDS-----			-----POINTS BREAK-DOWN-----								-----BY CLASS-----				
OPPONENT	CHANGES	TIES	LARGEST	PAINT	2ND CH	FAST BRK	OFF TO	FT	STARTER	BENCH	FR.	SO.	JR.	SR.	GR.
at Bucknell	1	1	5/16	30/30	19/13	8/8	16/13	11/12	63/62	7/16	7	13	16	34	0
Wilmington	4	7	6/14	34/40	11/14	8/20	5/19	15/16	45/63	17/8	24	11	13	14	0
at BYU	1	2	13/23	24/36	6/23	2/11	8/10	7/13	64/81	4/4	9	18	18	23	0
Saint Peter's	0	0	14/0	26/22	4/7	9/19	8/13	14/6	73/40	8/30	8	17	15	41	0
vs. Southern Illinois	0	1	0/23	24/40	6/14	3/14	13/24	5/20	40/47	19/32	25	9	7	17	0
vs. UNCG	2	4	14/12	30/8	2/5	3/11	11/8	4/18	73/47	0/13	2	18	17	36	0
Iona	8	6	4/25	40/34	8/1	2/14	6/22	3/15	55/59	11/30	12	18	13	23	0
at Delaware State	8	10	7/11	30/34	6/7	7/22	16/25	13/15	63/71	9/4	7	12	16	35	2
at George Washington	0	1	13/0	22/20	6/7	9/10	12/15	11/14	63/39	7/19	7	13	12	38	0
CSUN	0	0	0/35	18/36	5/9	4/13	4/17	14/11	55/73	11/15	9	8	21	28	0
Rider	1	4	12/2	30/26	4/16	6/6	9/6	16/9	50/44	15/13	12	17	10	26	0
Missouri State	0	1	0/24	10/24	7/4	2/15	2/11	14/11	33/54	10/7	10	12	7	12	2
Jacksonville State	9	5	2/11	24/28	2/9	6/7	10/8	5/18	64/48	0/19	3	0	27	34	0
Kennesaw State	3	1	15/5	38/14	4/8	2/7	8/9	10/11	60/38	7/13	8	7	19	29	0
at Sam Houston	0	0	0/15	20/30	5/12	3/12	0/12	8/16	57/59	3/13	7	5	18	30	0
at LA Tech	3	4	12/2	22/34	9/12	0/13	9/9	11/19	65/47	3/23	14	10	14	30	0
UTEP	6	8	10/3	24/34	15/8	0/7	4/7	15/6	66/70	3/0	5	21	10	33	0
New Mexico State	0	0	0/29	20/34	8/18	2/2	5/10	13/11	66/56	2/41	5	5	19	39	0
at Liberty															
at New Mexico State															
at UTEP															
Liberty															
Middle Tennessee															
at FIU															
at Missouri State															
WKU															
at Middle Tennessee															
at Jacksonville State															
at Kennesaw State															
Sam Houston															
LA Tech															

delaware

# STAT LEADERS BY GAME

OPPONENT	PTS	AST	REB	FGM	3PM	BLK	STL
at Bucknell	Brown (19)	Bliss (6)	M. Emory (10)	Brown, Bliss (6)	Brown (4)	H. Emory (3)	four (2)
Wilmington	Bliss (13)	Bliss (8)	M. Emory (14)	M. Emory, Houser (5)	Bliss (2)	Kazanecki (2)	four (1)
at BYU	Bliss, M. Emory (18)	Bliss (5)	M. Emory (7)	M. Emory, Bliss (7)	Bliss (4)	M. Emory, Taylor (1)	Brown (3)
Saint Peter's	Fernandez (18)	Bliss, Fernandez (5)	M. Emory (11)	M. Emory, Houser, Fernandez (6)	four (2)	M. Emory (2)	Fernandez (3)
vs. Southern Illinois	Kazanecki (17)	Bliss (7)	Fernandez (8)	Kazanecki (6)	Kazanecki (4)	n/a	M. Emory, Bliss (2)
vs. UNCG	Houser (24)	Bliss (11)	Houser (10)	Houser (9)	Houser (6)	Houser, Fernandez (1)	Bliss (3)
Iona	M. Emory (18)	Fernandez (6)	Houser (11)	M. Emory (8)	Bliss (3)	n/a	Bliss (3)
at Delaware State	Fernandez (23)	M. Emory (6)	Bliss (8)	Fernandez (8)	Fernandez (5)	four (1)	Kazanecki (2)
at George Washington	Fernandez (27)	Bliss (8)	Bliss (9)	Fernandez (11)	Fernandez (5)	seven (1)	Bliss (2)
CSUN	Bliss (21)	Bliss (5)	Houser (7)	Fernandez (7)	Bliss (5)	H. Emory (2)	M. Emory (3)
Rider	M. Emory (17)	Bliss (7)	M. Emory, Bliss (9)	Fernandez (5)	Fernandez, Kazanecki (2)	five (1)	Bliss (2)
Missouri State	M. Emory (12)	Bliss (3)	M. Emory (11)	M. Emory (4)	M. Emory (2)	Kazanecki (1)	Bliss, Houser (3)
Jacksonville State	Bliss (27)	Bliss (6)	Houser, M. Emory, Fernandez (6)	Bliss (9)	Bliss (5)	two (2)	Bliss, Fernandez (2)
Kennesaw State	Bliss, Houser (19)	Bliss (7)	M. Emory (9)	Houser (7)	Houser (3)	Taylor, F. Emory (2)	M. Emory (3)
at Sam Houston	Bliss (18)	Bliss (7)	Houser (7)	Houser (6)	Bliss (4)	Fernandez (2)	Bliss (2)
at LA Tech	Fernandez (18)	Bliss (9)	Taylor, M. Emory (7)	Fernandez (7)	Fernandez (4)	Houser/M. Emory (1)	Bliss (3)
UTEP	M. Emory (21)	Bliss (6)	Bliss, M. Emory (7)	M. Emory (7)	M. Emory (4)	Kebe (1)	Bliss (1)
New Mexico State	Houser (25)	Bliss (5)	M. Emory (6)	Houser (8)	Houser (4)	Kazanecki (1)	Bliss (1)
at Liberty							
Middle Tennessee							
at FIU							
at Missouri State							
WKU							
at Middle Tennessee							
at Jacksonville State							
at Kennesaw State							
Sam Houston							
LA Tech							

2025-26

## MISCELLANEOUS STATS

### GAMES AS LEADING SCORER

Christian Bliss	6
Macon Emory	5
Justyn Fernandez	4
Tyler Houser	3
Jameel Brown	1
Alex Kazanecki	1

### GAMES LEADING IN ASSISTS

Christian Bliss	15
Justyn Fernandez	2
Macon Emory	1

### GAMES AS LEADING REBOUNDER

Macon Emory	11
Tyler Houser	5
Christian Bliss	4
Justyn Fernandez	2
Jayden Taylor	1

### DOUBLE-FIGURE SCORING GAMES

Christian Bliss	16
Justyn Fernandez	13
Tyler Houser	13
Macon Emory	12
Jameel Brown	2
Mason Ellison	1
Alex Kazanecki	1
Jayden Taylor	1

### DUNKS

Macon Emory	12
Jayden Taylor	4
Justyn Fernandez	3
Mason Ellison	1
Alex Kazanecki	1
Bouna Kebe	1
Houston Emory	1

### FIRST OFF THE BENCH

Alex Kazanecki	11
Houston Emory	8
Mason Ellison	5
Bouna Kebe	3
Nnanna Njoku	2

### SHOT CLOCK VIOLATIONS FORCED

vs. Wilmington	2
vs. Rider	2
vs. Missouri State	2
vs. Jax State	2
vs. Iona	1
at Delaware State	1

### OPENING TIPS CONTROLLED

Macon Emory	5
Jayden Taylor	3

### THREE-POINT PLAYS

Christian Bliss	3
Mason Ellison	1
Tyler Houser	1
Jayden Taylor	1

### FOUR-POINT PLAYS

Christian Bliss	1
-----------------	---

### LARGEST LEAD

67-52 (15) vs. Kennesaw State

### LARGEST DEFICIT

77-42 (35) vs. CSUN

### LARGEST HALFTIME LEAD

49-26 (23) vs. Saint Peter's

### LARGEST HALFTIME DEFICIT

48-28 (20) vs. CSUN

### 10+ POINT SCORING RUNS

14-0 vs. Saint Peter's  
 13-0 vs. Kennesaw State  
 12-0 at Delaware State  
 12-0 vs. Rider  
 11-0 at Bucknell  
 11-0 vs. Jax State  
 10-0 at BYU  
 10-0 vs. CSUN

### LONGEST SCORING RUN

14-0 vs. Saint Peter's

### LONGEST SCORING RUN ALLOWED

14-0 at Bucknell  
 14-0 vs. UNCG  
 14-0 at Delaware State

### LARGEST WIN

67-52 (15) vs. Kennesaw State

### LARGEST DEFEAT

97-68 (29) vs. New Mexico State

### LARGEST HOME CROWD

2,560 vs. New Mexico State

### LARGEST ROAD CROWD

18,299 at BYU

### LARGEST NEUTRAL CROWD

346 vs. Southern Illinois

# LAST TIME A BLUE HEN

Scored 25 Points	Tyler Houser, 1/17/26 vs. New Mexico State (25)
Scored 30 Points	John Camden, 3/9/25 vs. William & Mary (36)
Scored 40 Points	Davon Usher, 2/5/14 vs. Charleston (42)
Scored 50 Points	Liston Houston, 2/19/1910 vs. Lebanon Valley (52)
Two Players Scored 20 Points	Izaiah Pasha (21) & Niels Lane (20) - 3/11/25 vs. UNCW
Three Players Scored 20 Points	Jyáre Davis (22), Niels Lane (22), Gerald Drumgoole Jr. (21) - 1/25/24 vs. NC A&T
Five or More Players Scored 10 Points	Justyn Fernandez (18), Christian Bliss (14), Tyler Houser (12), Jayden Taylor (11), Macon Emory (10) - 1/10/26 at LA Tech
Had 15 Rebounds	Jyáre Davis, 3/2/24 at Stony Brook (16)
Had 20 Rebounds	Jamelle Hagins, 11/28/12 at Lafayette (23)
Had 10 Offensive Rebounds	Macon Emory, 11/7/25 vs. Wilmington (11)
Had 10 Defensive Rebounds	Trent Middleton Jr., 2/8/25 vs. William & Mary (10)
Two Players Had 10 Rebounds	Christian Ray (12) & Jyáre Davis (11) - 2/15/24 at Elon
Had a Double-Double in Points and Assists	Christian Bliss, 11/25/25 vs. UNCG (17 pts, 11 ast)
Had a Double-Double in Points and Rebounds	Macon Emory, 12/29/25 vs. Missouri State (12 pts, 11 rbs)
Had Back-to-Back Double-Doubles	Tyler Houser, 11/25-11/1/25 vs. UNCG & Iona
Had Three or More Consecutive Double-Doubles	Jyáre Davis, 2/3-2/15/24 (four games)
Had a Triple-Double (Two all-time)	Ryan Iversen, 12/1/02 vs. LIU (12 pts, 17 reb, 11 ast)
Two Players Had Double-Doubles	Christian Bliss (17 pts, 11 asts) & Tyler Houser (24 pts, 10 rbs) - 11/25/25 vs. UNCG
Had Two Consecutive 30-Point Games	Jameer Nelson Jr., 2/18/23 & 2/23/23 (39, 30)
Made 10 Field Goals	Justyn Fernandez, 12/10/25 at George Washington (11)
Attempted 25 Field Goals	Ryan Allen, 2/3/18 at Elon (25)
Shot .750 From the Field (min. 10 att.)	Macon Emory, 12/1/25 vs. Iona (.800, 8-10)
Made 15 Free Throws	Kory Holden, 1/30/16 at Towson (15)
Shot 1.000 From the Line (min. 10 att.)	Jyáre Davis, 1/18/24 vs. Stony Brook (12-12)
Made 7 Three-Pointers	John Camden, 12/28/24 at St. John's (9)
Attempted 15 Three-Pointers	Ryan Allen, 2/15/19 at Towson (15)
Shot .750 From 3-Point Range (min. 5 att.)	Tyler Houser, 11/25/25 vs. UNCG (1.00, 6-6)
Had 10 Assists	Christian Bliss, 11/25/25 vs. UNCG (11)
Had 15 Assists	Mike Slattery, 2/1/03 vs. William & Mary (15)
Had Five Steals	Cavan Reilly, 2/13/25 at Towson (6)
Led the Team in Points, Rebounds, and Assists	Izaiah Pasha, 2/6/25 vs. UNCW (19 points, 5 rebounds, 5 assists)
Hit a Last Second Shot to Win a Game	Kevin Anderson, 1/23/20 vs. Hofstra (Layup, 0.3 seconds)

# LAST TIME THE TEAM

## SCORING

Won By 30+ Points	3/9/24 vs. Hampton (80-50, 30)
Won By 40+ Points	11/5/19 vs. Bridgewater (97-51, 46)
Scored 100 Points	3/9/25 vs. William & Mary (100-78)
Scored Under 50 Points	12/29/25 vs. Missouri State (61-43)
Scored Under 40 Points	1/16/07 at VCU (60-39)
Scored 50 Points in a Half	2/27/25 at Charleston (50, 2H)
Scored 60 Points in a Half	2/24/22 vs. Charleston (64, 2H)
Scored Under 20 Points in a Half	12/29/25 vs. Missouri State (17, 1H)
Allowed 100+ points	3/9/24 at Charleston (77-102)
Made 40 Field Goals	11/8/23 vs. Goldey-Beacom (43)
Made Less Than 15 Field Goals	12/29/25 vs. Missouri State (13)
Attempted 80 Field Goals	12/21/12 vs. Penn (81)
Attempted Less Than 40 Field Goals	2/11/16 vs. Drexel (38)
Shot .500 FG%	1/4/26 vs. Kennesaw State (.500, 26-52)
Shot .500 3FG%	11/25/25 vs. UNCG (.520, 12-25)
Made 30 Free Throws	1/30/16 at Towson (36)
Attempted 40 Free Throws	1/30/16 at Towson (45)
Attempted Less than 10 Free Throws	1/2/26 vs. Jax State (5-6)
Shot .900 From the Line (min. 10 attempts)	12/6/25 at DSU (1.00, 19-19)
Made 10-14 Threes	1/16/26 vs. UTEP (10)
Made 15+ Threes	12/17/24 vs. Misericordia (15)
Made No Threes	2/2/13 vs. UNCW (0-11)
Attempted 25 Threes	1/8/26 at Sam Houston (32)
Attempted Less Than 10 Threes	12/16/22 at Princeton (8)

## REBOUNDING

Had a +20 Rebound Margin	12/10/24 vs. Chestnut Hill (58-36, +22)
Had 50 Rebounds	12/10/24 vs. Chestnut Hill (58)
Had Less Than 25 Rebounds	2/20/25 vs. Drexel (24)
Had 20 Offensive Rebounds	12/31/12 vs. Rider (22)
Had 40 Defensive Rebounds	12/10/24 vs. Chestnut Hill (44)

## OT GAMES

Last OT Game	1/10/26 at LA Tech (L, 70-68 OT)
Last OT Win (Home)	1/17/21 vs. La Salle (W, 85-82 OT)
Last OT Win (Road)	1/17/22 at Northeastern (W, 82-76 OT)

## MISCELLANEOUS

Had 25 Turnovers	12/19/07 at Vermont (28)
Had Less Than 5 Turnovers	12/20/23 vs. Rider (4)
Had 10 Blocks	11/7/22 vs. Wilmington (12)
Had No Blocks	12/1/25 vs. Iona
Had 15 Steals	12/1/05 at UMBC (17)
Had No Steals	12/2/23 at Ohio
Had 25 Assists	2/15/25 vs. Campbell (27)
Had Less Than 5 Assists	1/20/17 at UNCG (4)

2025-26

## NCAA TEAM RANKINGS

Statistic	National Rank	Conference Rank	Value	National Leader	Value	Conference Leader	Value
Assist/Turnover Ratio (361 ranked)	246	9	1.11	Northwestern	2.16	Liberty	1.97
Assists Per Game (361 ranked)	246	8	13.3	Cornell	22.4	Liberty	17.4
Bench Points per game (361 ranked)	361	12	7.67	Tarleton St.	45.55	Western Ky.	33.37
Blocks Per Game (361 ranked)	160	8	3.5	Georgia	7.5	Kennesaw St.	5.5
Effective FG pct (361 ranked)	194	6	0.518	Miami (OH)	0.634	Liberty	0.620
Fastbreak Points (361 ranked)	360	12	4.22	Georgia	23.95	Sam Houston	15.58
Field Goal Percentage (361 ranked)	264	10	43.8	Miami (OH)	54.0	Liberty	52.4
Field Goal Percentage Defense (361 ranked)	114	8	42.5	Saint Louis	35.5	Louisiana Tech	37.8
Fouls Per Game (361 ranked)	16	2	14.8	South Alabama	11.7	Liberty	13.8
Free Throw Attempts Per Game (361 ranked)	357	12	14.3	Auburn Southern California	28.6 28.6	Kennesaw St.	27.1
Free Throw Percentage (361 ranked)	173	4	72.4	Saint Mary's (CA)	80.8	Sam Houston	73.5
Free Throws Made Per Game (361 ranked)	355	12	10.3	Georgia	21.2	Western Ky.	19.3
Rebound Margin (361 ranked)	321	12	-3.6	Florida	15.8	Kennesaw St.	8.7
Rebounds (Defensive) Per Game (360 ranked)	173	9	25.00	Saint Louis	31.79	Kennesaw St.	28.95
Rebounds (Offensive) Per Game (361 ranked)	358	11	7.11	Florida	17.16	Kennesaw St.	15.84
Rebounds Per Game (361 ranked)	326	11	32.11	Florida	46.53	Kennesaw St.	44.79
Scoring Defense (361 ranked)	140	6	72.2	UNI	59.7	Louisiana Tech	60.5
Scoring Margin (361 ranked)	318	12	-6.0	Saint Louis	24.1	Liberty	12.0
Scoring Offense (361 ranked)	345	12	66.2	Georgia	94.8	Kennesaw St.	88.4
Steals Per Game (361 ranked)	328	12	5.3	Bowling Green	11.5	FIU	10.0
Three Point Attempts Per Game (361 ranked)	160	7	23.9	Alabama	36.0	Kennesaw St.	29.4
Three Point Percentage (361 ranked)	78	4	36.0	Yale	41.4	Liberty	41.0
Three Point Percentage Defense (361 ranked)	182	6	33.6	UT Arlington	25.2	Middle Tenn.	28.9
Three Pointers Per Game (361 ranked)	122	5	8.6	Cornell	14.1	Liberty	10.7
Turnover Margin (361 ranked)	332	12	-2.7	High Point	7.2	FIU	2.9
Turnovers Forced Per Game (361 ranked)	350	12	9.39	Tarleton St.	18.85	FIU	15.79
Turnovers Per Game (361 ranked)	198	8	12.1	Northwestern	8.4	Liberty	8.8
Winning Percentage (361 ranked)	329	12	27.8	Miami (OH) Arizona Nebraska	100.0 100.0 100.0	Liberty	84.2

2025-26 Men's Basketball Ranking Summary through games on 1/22/2026



2025-26

# NCAA INDIVIDUAL RANKINGS

Statistic	Player	National Rank	Conference Rank	Value	National Leader	Value	Conference Leader	Value
Assist/Turnover Ratio (350 ranked)	Christian Bliss	201	10	2.00	Cayden Vasko, Wofford	6.23	Kaden Metheny, Liberty	3.11
Assists (350 ranked)	Christian Bliss	29	2	114	Braden Smith, Purdue	173	Zach Cleveland, Liberty	126
Assists Per Game (350 ranked)	Christian Bliss	18	2	6.3	Braden Smith, Purdue	9.1	Zach Cleveland, Liberty	7.0
Blocks (314 ranked)					Kyle Evans, UC Irvine	64	Zach Cleveland, Liberty	29
Blocks Per Game (350 ranked)					Kyle Evans, UC Irvine	3.20	Zach Cleveland, Liberty	1.61
Double Doubles (270 ranked)	Macon Emory Tyler Houser	102 270	2 18	4 2	Delrecco Gillespie, Kent St.	15	Zach Cleveland, Liberty	6
Field Goal Attempts (349 ranked)	Christian Bliss	240	7	222	Jordan Riley, East Carolina	338	Keith Palek III, Missouri St.	266
Field Goal Percentage (350 ranked)	Justyn Fernandez	231	8	45.9	Aidan Kehoe, Navy	72.2	Jamal West Jr., UTEP	60.7
Field Goals (348 ranked)					JT Toppin, Texas Tech	170	Brett Decker Jr., Liberty	118
Free Throw Attempts (350 ranked)					Brody Robinson, Oakland	173	Mostapha El Moutaouakkil, Jacksonville St.	142
Free Throw Percentage (350 ranked)	Christian Bliss	268	6	80.0	Miles Barnstable, Tulsa	95.2	Simeon Cottle, Kennesaw St.	87.6
Free Throws (348 ranked)					Keyshawn Hall, Auburn	136	Teagan Moore, Western Ky.	106
Minutes Per Game (350 ranked)	Christian Bliss Macon Emory Justyn Fernandez Tyler Houser	1 11 27 151	1 2 3 8	39:07 36:10 35:32 32:46	Christian Bliss, Delaware	39:07	Christian Bliss, Delaware	39:07
Points (349 ranked)					Cruz Davis, Hofstra	448	Keith Palek III, Missouri St.	350
Points Per Game (1496 ranked)	Christian Bliss Justyn Fernandez Tyler Houser Macon Emory	276 334 476 739	8 9 13 25	15.1 14.5 13.5 11.8	Nick Martinelli, Northwestern	23.6	Simeon Cottle, Kennesaw St.	20.2
Rebounds (346 ranked)	Macon Emory	169	9	131	Justin Neely, UNC Greensboro	238	Frankquon Sherman, Kennesaw St.	165
Rebounds (Defensive) Per Game (346 ranked)	Macon Emory Christian Bliss Justyn Fernandez	74 171 327	3 10 15	5.61 4.78 4.13	Delrecco Gillespie, Kent St.	9.05	Zach Cleveland, Liberty	7.39
Rebounds (Offensive) Per Game (332 ranked)					Frank Mitchell, St. Bonaventure	4.68	Frankquon Sherman, Kennesaw St.	3.32
Rebounds Per Game (349 ranked)	Macon Emory	132	8	7.3	Delrecco Gillespie, Kent St.	12.4	Frankquon Sherman, Kennesaw St.	8.7
Steals (324 ranked)	Christian Bliss	96	2	34	Jaquan Johnson, Bradley	67	Kashie Natt, Sam Houston	44
Steals Per Game (348 ranked)	Christian Bliss	84	2	1.89	Javontae Campbell, Bowling Green	3.37	Kashie Natt, Sam Houston	2.32
Three Point Attempts (342 ranked)	Christian Bliss	256	8	108	TJ Johnson, VMI	190	AC Bryant, Jacksonville St. Simeon Cottle, Kennesaw St.	146 146
Three Point Percentage (123 ranked)					Milan Momcilovic, Iowa St.	54.0	Brett Decker Jr., Liberty	50.0
Three Pointers Per Game (350 ranked)	Justyn Fernandez Christian Bliss	168 208	7 9	2.33 2.22	Jadin Booth, Samford	4.00	Brett Decker Jr., Liberty	3.53
Total 3-point FGM (349 ranked)	Christian Bliss	257	9	40	Milan Momcilovic, Iowa St.	75	Brett Decker Jr., Liberty	67
Triple Doubles (3 ranked)					B.J. Edwards, SMU Joshua Jefferson, Iowa St.	2 2		

## 2025-26 Men's Basketball Ranking Summary through games on 1/22/2026

2025-26

COMBINED TEAM STATISTICS

Game Records

Record	Overall	Home	Away	Neutral
ALL GAMES	5-13	3-7	1-5	1-1
CONFERENCE	1-6	1-4	0-2	0-0
NON-CONFERENCE	4-7	2-3	1-3	1-1

Score by Periods

Team	1st	2nd	OT	TOT
Delaware	559	620	12	1191
Opponents	591	691	17	1299

Team Box Score

No.	Player				Total		3-Point		F-Throw		Rebounds													
		GP-GS	MIN	AVG	FG-FGA	FG%	3FG-3FGA	3FG%	FT-FTA	FT%	OFF	DEF	TOT	AVG	PF	DQ	A	TO	BLK	STL	PTS	AVG		
00	BLISS, Christian	18-18	704:08	39.1	86-222	.387	40-108	.370	60-75	.800	12	86	98	5.4	42	1	114	57	3	34	272	15.1		
4	FERNANDEZ, Justyn	15-15	533:02	35.5	85-185	.459	35-79	.443	13-17	.765	5	62	67	4.5	34	1	37	44	10	11	218	14.5		
44	HOUSER, Tyler	18-18	589:45	32.8	89-181	.492	28-69	.406	37-47	.787	35	64	99	5.5	53	1	30	25	9	7	243	13.5		
5	EMORY, Macon	18-18	650:56	36.2	78-168	.464	23-75	.307	33-45	.733	30	101	131	7.3	50	1	26	32	13	19	212	11.8		
55	BROWN, Jameel	4-4	93:36	23.4	11-32	.344	8-19	.421	9-12	.750	1	10	11	2.8	6	0	3	7	0	7	39	9.8		
1	ELLISON, Mason	7-1	148:36	21.2	12-32	.375	2-12	.167	7-12	.583	0	9	9	1.3	21	0	6	9	0	5	33	4.7		
20	KAZANECKI, Alex	18-3	429:53	23.9	30-71	.423	15-46	.326	6-8	.750	4	27	31	1.7	16	0	11	11	7	4	81	4.5		
11	TAYLOR, Jayden	18-7	278:33	15.5	21-36	.583	3-9	.333	14-25	.560	17	29	46	2.6	21	0	5	8	7	2	59	3.3		
3	REILLY, Cavan	1-1	22:45	22.8	1-8	.125	0-5	.000	1-2	.500	0	1	1	1.0	0	0	1	2	0	1	3	3.0		
21	NJOKU, Nnanna	2-0	27:34	13.8	1-7	.143	0-1	.000	2-4	.500	0	3	3	1.5	6	0	0	2	1	1	4	2.0		
35	KEBE, Bouna	13-5	75:37	5.8	7-19	.368	1-8	.125	0-1	.000	0	14	14	1.1	5	0	4	1	5	1	15	1.2		
15	EMORY, Houston	11-0	86:31	7.9	4-8	.500	0-0	.000	2-5	.400	1	9	10	0.9	11	0	1	4	8	2	10	0.9		
12	MCFADDEN, Alex	4-0	04:07	1.0	0-0	.000	0-0	.000	2-4	.500	0	0	0	0.0	1	0	1	0	0	1	2	0.5		
10	BAFFONE, Brandon	4-0	04:58	1.2	0-1	.000	0-0	.000	0-0	.000	0	0	0	0.0	0	0	1	0	0	0	0	0.0		
Team											23	35	58					15						
Total		18	3650		425-970	.438	155-431	.360	186-257	.724	128	450	578	32.1	266	4	240	217	63	95	1191	66.2		
Opponents		18	3650		453-1066	.425	149-444	.336	244-318	.767	195	447	642	35.7	254	3	244	169	63	134	1299	72.2		

Team Statistics

	UD	OPP
Scoring	1191	1299
Points per game	66.2	72.2
Scoring margin	-6.0	-
Field goals-att	425-970	453-1066
Field goal pct	.438	.425
3 point fg-att	155-431	149-444
3-point FG pct	.360	.336
3-pt FG made per game	8.6	8.3
Free throws-att	186-257	244-318
Free throw pct	.724	.767
F-Throws made per game	10.3	13.6
Rebounds	578	642
Rebounds per game	32.1	35.7
Rebounding margin	-3.6	-
Assists	240	244
Assists per game	13.3	13.6
Turnovers	217	169
Turnovers per game	12.1	9.4
Turnover margin	-2.7	-
Assist/turnover ratio	1.1	1.4
Steals	95	134
Steals per game	5.3	7.4
Blocks	63	63
Blocks per game	3.5	3.5
Winning streak	0	-
Home win streak	0	-
Attendance	17141	25020
Home games-Avg/Game	10-1714	6-4170
Neutral site-Avg/Game	-	2-246

Team Results

Date	Opponent		Score	Att.
11/03/2025	at Bucknell	L	70-78	1431
11/07/2025	Wilmington (DE)	L	62-71	1187
11/11/2025	at BYU	L	68-85	18299
11/18/2025	Saint Peter's	W	81-70	1600
11/23/2025	vs Southern Ill.	L	59-79	346
11/25/2025	vs UNC Greensboro	W	73-60	146
12/01/2025	Iona	L	66-89	2032
12/06/2025	at Delaware St.	Lot	72-75	400
12/10/2025	at George Washington	W	70-58	1849
12/13/2025	CSUN	L	66-88	1517
12/16/2025	Rider	W	65-57	1189
12/29/2025	Missouri St.	L	43-61	1818
01/02/2026	Jacksonville St.	L	64-67	1686
01/04/2026	Kennesaw St.	W	67-52	1439
01/08/2026	at Sam Houston	L	60-72	875
01/10/2026	at Louisiana Tech	Lot	68-70	2166
01/15/2026	UTEP	L	69-70	2113
01/17/2026	New Mexico St.	L	68-97	2560

2025-26

## CUSA STATISTICS

## Game Records

Record	Overall	Home	Away	Neutral
ALL GAMES	1-6	1-4	0-2	0-0
CONFERENCE	1-6	1-4	0-2	0-0
NON-CONFERENCE	0-0	0-0	0-0	0-0

## Score by Periods

Team	1st	2nd	OT	TOT
Delaware	206	228	5	439
Opponents	228	254	7	489

## Team Box Score

No.	Player				Total		3-Point		F-Throw		Rebounds											
		GP-GS	MIN	AVG	FG-FGA	FG%	3FG-3FGA	3FG%	FT-FTA	FT%	OFF	DEF	TOT	AVG	PF	DQ	A	TO	BLK	STL	PTS	AVG
44	HOUSER, Tyler	7-7	251:13	35.9	41-84	.488	14-37	.378	21-25	.840	9	23	32	4.6	25	1	13	9	4	3	117	16.7
00	BLISS, Christian	7-7	276:48	39.5	35-88	.398	14-40	.350	30-40	.750	4	28	32	4.6	17	0	43	19	0	14	114	16.3
4	FERNANDEZ, Justyn	7-7	249:38	35.7	35-83	.422	16-38	.421	4-4	1.000	3	28	31	4.4	17	1	12	19	5	4	90	12.9
5	EMORY, Macon	7-7	255:08	36.4	22-54	.407	10-28	.357	6-12	.500	9	42	51	7.3	24	1	7	5	4	5	60	8.6
11	TAYLOR, Jayden	7-6	169:23	24.2	12-19	.632	2-6	.333	7-15	.467	11	18	29	4.1	12	0	4	6	4	2	33	4.7
20	KAZANECKI, Alex	7-0	173:59	24.9	6-20	.300	4-14	.286	3-4	.750	2	14	16	2.3	6	0	5	5	3	0	19	2.7
21	NJOKU, Nnanna	1-0	17:49	17.8	0-5	.000	0-1	.000	2-4	.500	0	1	1	1.0	3	0	0	1	0	0	2	2.0
35	KEBE, Bouna	6-1	23:31	3.9	2-7	.286	0-3	.000	0-1	.000	0	3	3	0.5	3	0	0	0	2	1	4	0.7
15	EMORY, Houston	1-0	03:53	3.9	0-0	.000	0-0	.000	0-0	.000	1	0	1	1.0	0	0	0	0	0	0	0	0.0
10	BAFFONE, Brandon	1-0	01:49	1.8	0-1	.000	0-0	.000	0-0	.000	0	0	0	0.0	0	0	0	0	0	0	0	0.0
12	MCFADDEN, Alex	2-0	01:50	0.9	0-0	.000	0-0	.000	0-0	.000	0	0	0	0.0	1	0	1	0	0	0	0	0.0
Team											8	13	21					4				
Total		7	1425		153-361	.424	60-167	.359	73-105	.695	47	170	217	31.0	108	3	85	68	22	29	439	62.7
Opponents		7	1425		169-397	.426	56-172	.326	95-125	.760	73	181	254	36.3	115	3	93	58	25	42	489	69.9

## Team Statistics

	UD	OPP
<b>Scoring</b>	<b>439</b>	<b>489</b>
Points per game	62.7	69.9
Scoring margin	-7.1	-
<b>Field goals-att</b>	<b>153-361</b>	<b>169-397</b>
Field goal pct	.424	.426
<b>3 point fg-att</b>	<b>60-167</b>	<b>56-172</b>
3-point FG pct	.359	.326
3-pt FG made per game	8.6	8.0
<b>Free throws-att</b>	<b>73-105</b>	<b>95-125</b>
Free throw pct	.695	.760
F-Throws made per game	10.4	13.6
<b>Rebounds</b>	<b>217</b>	<b>254</b>
Rebounds per game	31.0	36.3
Rebounding margin	-5.3	-
<b>Assists</b>	<b>85</b>	<b>93</b>
Assists per game	12.1	13.3
<b>Turnovers</b>	<b>68</b>	<b>58</b>
Turnovers per game	9.7	8.3
Turnover margin	-1.4	-
Assist/turnover ratio	1.3	1.6
<b>Steals</b>	<b>29</b>	<b>42</b>
Steals per game	4.1	6.0
<b>Blocks</b>	<b>22</b>	<b>25</b>
Blocks per game	3.1	3.6
<b>Winning streak</b>	<b>0</b>	<b>-</b>
Home win streak	0	-
<b>Attendance</b>	<b>9616</b>	<b>3041</b>
Home games-Avg/Game	5-1923	2-1521
Neutral site-Avg/Game	-	0-0

## Team Results

Date	Opponent		Score	Att.
12/29/2025	Missouri St.	L	43-61	1818
01/02/2026	Jacksonville St.	L	64-67	1686
01/04/2026	Kennesaw St.	W	67-52	1439
01/08/2026	at Sam Houston	L	60-72	875
01/10/2026	at Louisiana Tech	Lot	68-70	2166
01/15/2026	UTEP	L	69-70	2113
01/17/2026	New Mexico St.	L	68-97	2560

2025-26

TEAM GAME-BY-GAME

			Total		3-Pointers		Free throws		Rebounds										
Opponent	Date	Score	FG-FGA	PCT	3FG-3FGA	PCT	FT-FTA	PCT	OFF	DEF	TOT	AVG	PF	A	TO	BLK	STL	PTS	AVG
at Bucknell	11/03/2025	70-78 L	25-64	.391	9-27	.333	11-18	.611	12	22	34	34.0	17	12	12	5	10	70	70.0
Wilmington (DE)	11/07/2025	62-71 L	22-59	.373	3-24	.125	15-18	.833	10	33	43	38.5	19	11	16	5	4	62	66.0
at BYU	11/11/2025	68-85 L	25-58	.431	11-24	.458	7-9	.778	7	18	25	34.0	15	8	5	3	6	68	66.7
Saint Peter's	11/18/2025	81-70 W	28-52	.538	11-21	.524	14-20	.700	8	30	38	35.0	12	18	14	3	7	81	70.3
vs Southern Ill.	11/23/2025	59-79 L	23-55	.418	8-30	.267	5-7	.714	9	20	29	33.8	15	15	19	0	6	59	68.0
vs UNC Greensboro	11/25/2025	73-60 W	28-54	.519	13-25	.520	4-8	.500	5	31	36	34.2	15	16	11	2	6	73	68.8
Iona	12/01/2025	66-89 L	28-62	.452	7-23	.304	3-8	.375	8	23	31	33.7	13	17	12	0	6	66	68.4
at Delaware St.	12/06/2025	72-75 Lot	25-56	.446	9-24	.375	13-13	1.000	5	24	29	33.1	18	14	18	4	6	72	68.9
at George Washington	12/10/2025	70-58 W	25-49	.510	9-20	.450	11-13	.846	4	30	34	33.2	15	16	18	7	4	70	69.0
CSUN	12/13/2025	66-88 L	21-53	.396	10-30	.333	14-18	.778	9	21	30	32.9	8	14	15	7	6	66	68.7
Rider	12/16/2025	65-57 W	22-47	.468	5-16	.313	16-20	.800	4	28	32	32.8	11	14	9	5	5	65	68.4
Missouri St.	12/29/2025	43-61 L	13-43	.302	6-20	.300	11-16	.688	6	24	30	32.6	15	8	15	1	7	43	66.3
Jacksonville St.	01/02/2026	64-67 L	24-55	.436	11-32	.344	5-6	.833	6	20	26	32.1	19	12	8	5	4	64	66.1
Kennesaw St.	01/04/2026	67-52 W	26-52	.500	5-15	.333	10-17	.588	6	28	34	32.2	14	12	10	8	8	67	66.1
at Sam Houston	01/08/2026	60-72 L	21-53	.396	10-32	.313	8-12	.667	6	26	32	32.2	17	12	9	4	4	60	65.7
at Louisiana Tech	01/10/2026	68-70 Lot	24-52	.462	9-24	.375	11-15	.733	6	26	32	32.2	20	15	12	2	4	68	65.9
UTEP	01/15/2026	69-70 L	22-54	.407	10-22	.455	15-21	.714	11	28	39	32.6	13	14	8	1	1	69	66.1
New Mexico St.	01/17/2026	68-97 L	23-52	.442	9-22	.409	13-18	.722	6	18	24	32.1	10	12	6	1	1	68	66.2
Total		1191	425-970	.438	155-431	.360	186-257	.724	128	450	578	32.1	266	240	217	63	95	1191	66.2
Opponents		1299	453-1066	.425	149-444	.336	244-318	.767	195	447	642	35.7	254	244	169	63	134	1299	72.2

Delaware Averages

Games Played	Points/ game	FG Pct	3FG Pct	FT Pct	Rebounds/ game	Assists/ game	Turnovers/ game	Assist/Turnover ratio	Steals/ game	Blocks/ game
18	66.2	43.8	36.0	72.4	32.1	13.3	12.1	1.1	5.3	3.5



# delaware BOX SCORES

## GAME 1 - BUCKNELL 78, DELAWARE 70



Official Basketball Box Score - Final  
**Delaware at Bucknell**  
 11/03/25 Soja Pavilion, Lewisburg, Pa.  
 2025-26 Men's Basketball

Game Time: 7:00 PM  
 Game Duration: 2:01  
 Attendance: 1,431

Officials: Bruce Rothwell, Andre Robertson, Rob Rilyr, Jr.

Delaware - 70

Record: 0-1

NO. Name		Min	FG M-A	3P M-A	FT M-A	Re DR	Ob RD TOT	Fouls Fou	TP	AS	TO	ST	Blks BS	BA	+/-		
5 Macon Emory	F	33:37	5-12	0-5	3-4	6	4	10	3	3	13	1	1	2	1	0	-14
44 Tyler Houser	F	27:32	5-12	2-4	0-0	3	3	6	4	2	12	0	1	0	1	2	-5
00 Christian Bliss	G	35:56	6-15	2-4	2-2	3	3	3	16	6	3	2	0	1	0	0	-11
3 Cavan Reilly	G	22:45	1-8	0-5	1-2	0	1	1	0	2	3	1	2	1	0	0	-10
55 Jameel Brown	G	30:14	6-12	4-6	3-6	1	4	5	2	5	19	1	3	2	0	1	-4
1 Macon Ellison		26:35	2-5	1-3	1-2	0	1	1	4	3	6	1	1	2	0	0	-3
15 Houston Emory		12:28	0-0	0-0	0-0	2	2	2	1	0	0	1	0	0	3	0	-3
11 Jayden Taylor		06:23	0-0	0-0	1-2	1	1	2	0	1	1	1	0	0	0	0	6
20 Alex Kazanecki		04:30	0-0	0-0	0-0	0	0	0	0	0	1	0	1	0	0	0	4
Team						1	3	4	0	0	0						
Totals			25-64	9-27	11-18	12	22	34	17	20	70	12	12	10	5	4	-8

Major Fouls: NONE

Bucknell - 78

Record: 1-0

NO.	Name	Min	FG	3P	FT	Rebounds	Fouls	TP	AS	TO	ST	Blocks	BS	BA			
4	Ruot Bijek	F 35:44	5-13	2-5	2-2	3	4	7	3	2	14	1	5	0	1	0	
22	Amon Dörries	F 22:46	8-10	1-3	3-4	1	4	5	3	3	20	2	3	1	1	0	
1	Jayden Williams	G 34:15	3-8	3-5	4-4	0	4	4	2	5	13	6	2	1	0	1	
10	Brandon McCreesh	G 24:31	2-6	1-2	3-4	1	4	5	0	3	8	2	0	0	0	4	
24	Achille Spadone	G 32:36	3-10	1-5	0-0	0	5	5	2	1	7	1	3	3	0	2	
21	Pat Curtin	13:21	3-7	1-3	0-0	0	0	0	2	0	7	1	0	1	0	0	
23	Grigor Broic	15:54	2-6	0-0	0-0	4	1	5	2	1	4	0	0	0	2	-6	
3	Aleksander Pachucki	07:47	1-1	0-0	0-0	0	1	1	2	0	2	0	0	0	0	2	
5	Josh Fulton	05:22	0-0	0-0	0-0	2	2	2	1	1	0	0	0	1	0	0	
12	Quin Berger	07:44	1-1	1-1	0-0	1	2	3	2	1	3	1	0	0	0	4	
Team						2	3	5	0	0	0	0					
Totals			28-62	10-24	12-14	12	30	42	20	17	78	14	13	7	4	5	8

Major Fouls: NONE

Biggest lead	DEL	BUCK
5 (1 <sup>st</sup> 18:55)	16 (2 <sup>nd</sup> 6:33)	
Best Scoring Run	DEL	BUCK
13 (2 <sup>nd</sup> 4:05)	14 (1 <sup>st</sup> 14:23)	
Lead Changes	1	
Times Tied	1	
Time with Lead	02:17	36:48

Points from Turnovers	DEL	BUCK
16	13	
Paint	30	30
Second Chance	19	13
Fast Breaks	8	8
Bench	7	16

Period by Period Scoring	1st	2nd	TOT
DEL	28	42	70
BUCK	34	44	78

Shooting By Period	1 <sup>st</sup>	2 <sup>nd</sup>	3 <sup>rd</sup>	4 <sup>th</sup>	OT
FG%	10-34	29.4%			
3PT%	1-10	10.0%			
FT%	7-12	58.3%			
2 <sup>nd</sup> FG%	15-30	50.0%			
3PT%	8-17	47.1%			
FT%	4-6	66.7%			
GM FG%	25-64	39.1%			
3PT%	9-27	33.3%			
FT%	11-18	61.1%			

Dead Ball Rebounds: 4-0

Shooting By Period	1 <sup>st</sup>	2 <sup>nd</sup>	3 <sup>rd</sup>	4 <sup>th</sup>	OT
FG%	13-35	37.1%			
3PT%	4-11	36.4%			
FT%	4-6	66.7%			
2 <sup>nd</sup> FG%	15-27	55.6%			
3PT%	6-13	46.2%			
FT%	9-9	100%			
GM FG%	26-62	45.2%			
3PT%	10-24	41.7%			
FT%	12-14	85.7%			

Dead Ball Rebounds: 2-0

## GAME 2 - WILMINGTON 71, DELAWARE 62



Official Basketball Box Score - Final  
**Wilmington (DE) at Delaware**  
 11/07/25 Bob Carpenter Center, Newark  
 2025-26 Men's Basketball

Game Time: 11:00 AM  
 Game Duration: 1:50  
 Attendance: 1,187

Officials: Matt Jarman, James Curran, Dan Powers

Wilmington (DE) - 71

Record: 0-0

NO. Name	Min	FG M-A	3P M-A	FT M-A	Rebounds OR DR TOT	Fouls PF	TP	AS	TO	ST	Blocks BS	B/A
11 Tre Hawkins	F 38:15	6-18	1-3	8-8	1 9 10	1 5	21	0	1	2	2	4
1 Denim Perkins	G 31:36	1-4	1-1	1-6	0 3 3	3 5	4	4	1	5	0	9
2 Jaden Guy	G 34:58	7-12	1-3	3-5	3 8 11	3 4	18	1	1	0	1	14
3 Jaylin Horsey	G 35:27	4-17	2-11	0-0	1 1 2	0 2	10	2	1	2	0	1
5 Akeem Taylor	G 37:35	4-9	0-0	2-2	1 6 7	3 2	10	1	1	1	0	1
0 Hiram Alexander	14:58	2-2	0-0	2-2	2 0 2	2 1	6	0	0	1	0	5
23 Elson Berhanu	05:47	1-4	0-3	0-0	1 1 2	0 0	2	0	0	0	0	4
13 Amaldo Rodriguez	00:21	0-0	0-0	0-0	0 0 0	0 0	0	0	0	0	0	0
14 Jadyen Humber	00:21	0-0	0-0	0-0	0 0 0	0 0	0	0	0	0	0	0
22 Jordan Moore	00:21	0-0	0-0	0-0	0 0 0	0 0	0	0	0	0	0	0
34 Fidel Mpanzo	00:21	0-0	0-0	0-0	0 0 0	0 0	0	0	0	0	0	0
Team					2 0 2	0 0	0	2				
Totals		25-66	5-21	16-23	11 28 39	12 19	71	8	7	10	3	5

Major Fouls: NONE

Delaware - 62

Record: 0-1

NO. Name	Min	FG	3P	FT	Rebounds	Fouls	TP	AS	TO	ST	Blocks	BS	+/-			
5 Macon Emory	F 36:43	5-11	1-3	0-0	3	11	14	1	2	11	1	3	1	0	-5	
44 Tyler Houser	F 30:36	5-10	0-2	0-0	2	4	6	3	0	10	0	2	0	1	-13	
00 Christian Bliss	G 38:21	4-12	2-6	3-3	2	5	7	5	1	13	8	3	1	0	2	-5
20 Alex Kazanecki	G 24:51	3-9	0-6	2-2	0	6	6	1	2	8	1	1	0	2	0	-14
55 Jameel Brown	G 24:55	0-6	0-4	3-3	0	2	2	0	1	3	0	4	1	0	0	-1
1 Macon Ellison	27:35	3-6	0-2	4-4	0	0	0	4	3	10	1	2	1	0	0	-5
15 Houston Emory	05:02	0-1	0-0	1-2	0	1	1	3	1	1	0	0	0	0	0	1
11 Jayden Taylor	11:05	2-4	0-1	2-4	2	3	5	2	2	6	0	1	0	1	0	-2
10 Brandon Balfone	00:52	0-0	0-0	0-0	0	0	0	0	0	0	0	0	0	0	0	0
Team					1	2	0	0	0	0	0					
Totals		22-59	3-24	15-18	10	33	43	19	12	62	11	16	4	5	3	-9

Major Fouls: NONE

Biggest lead	Wilmington	Delaware
14 (2 <sup>nd</sup> 4:11)	6 (1 <sup>st</sup> 15:07)	
Best Scoring Run	Wilmington	Delaware
19	5	
Lead Changes	4	
Times Tied	7	
Time with Lead	29:27	05:26

Points from Turnovers	Wilmington	Delaware
19	5	
Paint	40	34
Second Chance	14	11
Fast Breaks	20	8
Bench	8	17

Period by Period Scoring	1st	2nd	TOT
Wilmington	38	33	71
Delaware	37	25	62

Shooting By Period	1 <sup>st</sup>	2 <sup>nd</sup>	3 <sup>rd</sup>	4 <sup>th</sup>	OT
FG%	14-29	48.3%			
3PT%	2-11	18.2%			
FT%	7-9	77.8%			
2 <sup>nd</sup> FG%	6-30	26.7%			
3PT%	1-13	7.7%			
FT%	8-9	88.9%			
GM FG%	22-59	37.3%			
3PT%	3-24	12.5%			
FT%	15-18	83.3%			

Dead Ball Rebounds: 2-0

## GAME 3 - NO. 7 BYU 85, DELAWARE 68



Official Basketball Box Score - Final  
**Delaware at BYU**  
 11/11/25 Marriott Center, Provo  
 2025-26 Men's Basketball

Game Time: 7:00 PM  
 Game Duration: 2:02  
 Attendance: 18,299

Officials: Tony Padilla, Ray Nail, Jason Garretson

Delaware - 68

Record: 0-1

NO.	Name	Min	FG	3P	FT	Rebounds	Fouls	TP	AS	TO	ST	Blocks	BS	BA			
						OR	DR	TOT						+/-			
	Macon Emory	F 36:03	7-11	2-4	2-2	3	4	7	4	18	1	1	0	1	1	-13	
	11 Jayden Taylor	F 36:53	2-5	1-2	2-2	1	2	3	1	7	0	0	0	0	1	-21	
	44 Tyler Houser	F 28:11	4-8	2-3	0-0	3	0	3	2	10	1	1	0	0	0	-14	
	00 Christian Bliss	G 39:44	7-17	4-7	4-0	0	6	6	2	22	18	5	3	2	0	-19	
	55 Jameel Brown	G 30:56	3-12	2-7	3-3	0	2	2	3	11	1	1	0	3	0	-19	
	1 Mason Ellison	15:16	1-4	0-1	0-2	0	0	0	2	2	2	0	0	0	0	-11	
	15 Houston Emory	10:02	1-1	0-0	0-0	0	1	1	1	2	0	0	0	1	0	4	
	20 Alex Kazanecki	02:23	0-0	0-0	0-0	0	0	0	0	0	0	0	0	0	0	6	
	10 Brandon Balfone	00:16	0-0	0-0	0-0	0	0	0	0	0	0	0	0	0	0	2	
	12 Alex McFadden	00:16	0-0	0-0	0-0	0	0	0	0	0	0	0	0	0	0	0	
	Team					0	3	3	0	0	0						
	Totals		25-58	11-24	7-9	7	18	25	15	9	68	8	5	6	3	4	-17

Major Fouls: NONE

BYU - 85

Record: 1

# delaware BOX SCORES

## GAME 5 - SOUTHERN ILLINOIS 79, DELAWARE 59



Official Basketball Box Score - Final  
**Southern Ill. at Delaware**  
 11/23/25 Adams-Jenkins Complex, Jacksonville  
 2025-26 Men's Basketball

Game Time: 3:00 PM  
Game Duration: 1:46  
Attendance: 346

**Officials:** Ron Tyburski, Chase Shaw~, Felix Fuente

Southern III. - 79		Record: 1-0														
NO. Name	Min	FG M-A	3P M-A	FT M-A	Rebounds OR DR TR	Fouls PF FO	TP	AS	TO	ST	Blocks BS BA	+/-	Shooting By Period			
0 Rolyns Aligbe	F 25:26	2-7	0-0	3-4	3	3	2	3	7	0	3	0	4	0	12	1 <sup>st</sup> FG 11-31 35.5%
8 Prince Aligbe	F 28:42	6-7	0-0	0	6	6	0	0	12	0	2	0	0	0	24	3PT <sup>1</sup> 1-6 16.7%
2 Qu'Ron House	G 27:58	3-7	1-1	3-5	0	5	5	3	10	2	0	2	0	0	21	FT <sup>1</sup> 10-13 76.9%
10 Damien Mayo Jr.	G 27:46	2-4	0-1	2-3	3	0	3	1	2	6	0	1	0	0	16	2 <sup>nd</sup> FG 17-29 58.6%
21 Drew Sells	G 24:55	5-11	2-6	0	0	1	0	10	12	3	3	0	0	0	13	3PT <sup>2</sup> 1-9 22.2%
4 Davion Sykes	F 15:49	1-3	0-1	2-4	2	2	4	0	1	1	4	0	0	0	10	FT <sup>2</sup> 10-12 83.3%
5 Jalen Hayes	13:02	1-3	0-2	5-5	0	1	1	0	3	7	1	1	1	0	0	GMFG 28-60 46.7%
9 Isaiah Stafford	18:55	1-10	0-3	3-4	0	1	1	1	13	2	1	0	0	0	15	3PT <sup>T</sup> 3-15 20.0%
25 Jorge Moreno	09:29	0-2	0-0	0-0	3	0	3	1	0	2	1	0	0	0	-1	FT <sup>T</sup> 20-25 80.0%
3 Caden Hawkins	03:32	0-0	0-0	0-0	0	0	0	0	0	0	0	0	0	0	-3	Dead Ball Rebounds: 3
35 Max Pikaar	03:32	0-2	0-1	0-0	0	0	0	0	0	0	0	0	0	0	-3	
33 Jaheem Webber	00:59	0-0	0-0	0-0	0	0	0	1	0	0	0	0	0	0	-6	
Team					3	2	5	0	0	0	0	0	0	0		
Totals		28-60	3-15	25-45	14	21	35	9	14	79	16	10	9	5	0	20

**Major Fouls: NONE**

Delaware - 59		Record: 0-1																	
NO. Name	Min	FG	3P	FT	Rebounds	Fouls	TP	AS	TO	ST	Blocks	+/-	Shooting By Percentage						
		MA	MA	MA	OR	DR	TT	BS	BS	BS	BS		1 <sup>st</sup> FG	2 <sup>nd</sup> FG	FT				
5 Macon Emory	F 34:23	4-8	1-4	0-0	2	1	3	4	0	9	1	3	2	0	0	-17	1 <sup>st</sup> FG	10-32	31.3%
44 Tyler Houser	F 29:07	2-8	1-3	0-0	0	2	2	2	5	7	0	1	0	2	0	-23	3 <sup>rd</sup> FG	4-19	21.1%
00 Christian Bliss	G 23:52	2-10	1-8	2-2	2	3	0	1	7	5	2	0	1	0	1	-16	FT	0	0
00 Tyler Ellison	G 26:44	0-7	0-7	0-0	0	0	4	0	0	3	0	0	0	0	0	-21	2 <sup>nd</sup> FG	13-23	56.5%
4 Justin Fernandez	33:08	5-11	1-6	1-2	0	6	2	2	12	3	4	0	0	1	1	-7	3 <sup>rd</sup> FG	4-11	36.4%
15 Houston Emory	09:54	1-1	0-0	0-0	0	1	1	1	2	1	2	0	0	0	0	-21	FT	5-7	71.4%
20 Alex Kazanek	26:17	6-9	4-6	1-2	0	2	2	1	1	17	0	0	0	0	1	-3	GM FG	23-45	51.1%
11 Jayden Taylor	06:55	0-1	0-0	0-0	0	0	0	1	0	0	0	0	0	0	0	-3	3 <sup>rd</sup> FG	8-30	26.7%
																	FT	5-7	71.4%
<b>Total</b>					6	2	8	0	0	2							Dead Ball Rebounds: 3		
<b>Totals</b>		23:55	8-30	5-7	9	20	29	15	9	59	15	6	0	5	1	-20			

**Major Fouls:** Emory (TF) 2<sup>nd</sup> 1:01

	SIL	DEL	Points from Turnovers	SIL	DEL	Period by Period Scoring			
Biggest lead	26 (2 <sup>nd</sup> 1:01)	0 (1 <sup>st</sup> 20:00)	24	13			1st	2nd	TOT
Best Scoring Run	12 (1 <sup>st</sup> 13:45)	8 (1 <sup>st</sup> 7:08)	40	24					
Lead Changes	0		Second Chance	14	6	SIL	33	46	79
Times Tied	1		Fast Breaks	14	3				
Time with Lead	39:25	00:00	Bench	32	19	DEL	24	35	59

## GAME 7 - IONA 89, DELAWARE 66



Official Basketball Box Score - Final  
**Iona at Delaware**  
12/01/25 Bob Carpenter Center, Newark  
2025-26 Men's Basketball

Game Time: 7:00 PM  
Game Duration: 1:45  
Attendance: 2,032

**Officials:** James Breeding, Garrick Shannon, Brian Dorsey

Game - 89		Record: 6-2																			
NO. Name		Min	FG		3P	FT	Rebounds		Fouls		TP	AS	TO	Blocks		+/-	Shooting By Period				
			M/A	M/A	M/A	O	R	O	T	P				F	D		B	S	B	A	1 <sup>st</sup>
9	Lamin Sabally	F 28:01	4-7	0-1	6-9	2	4	6	2	5	14	8	2	4	0	0	26	3 <sup>rd</sup>	FT	5-13	38.5%
44	Alliou Fall	F 19:56	1-2	0-0	1-2	0	3	3	3	1	3	1	0	0	2	0	-4	FT	10-12	83.3%	
0	Keshawn Williams	G 25:42	2-7	0-3	1-1	0	6	6	0	1	5	1	0	0	0	0	14	2 <sup>nd</sup>	FG%	19-30	63.3%
2	Denver Anglin	G 25:46	4-7	3-6	0-0	0	0	0	1	0	11	2	2	0	0	0	15	3 <sup>rd</sup>	FT	7-13	53.8%
11	C.J. Anthony	G 25:09	9-14	3-6	5-5	0	3	3	2	3	26	2	3	0	0	0	26	FT	5-7	71.4%	
4	Khalil Badru	16:07	2-2	0-0	0-0	0	3	3	0	4	0	1	0	0	0	0	17	GM FG%	31-53	58.5%	
30	Thoby Harris	24:09	4-6	3-5	2-2	0	4	4	1	0	13	1	0	1	0	0	24	3 <sup>rd</sup>	FT	12-26	46.2%
3	Chase Cormier	13:44	1-3	1-2	0-0	0	2	2	1	1	3	0	0	1	0	0	-2	FT%	15-19	78.9%	
7	Luke Jungers	15:56	4-4	2-2	0-0	0	2	2	2	0	10	1	0	1	0	0	7				
12	Oscar Hourrutiner	00:46	0-0	0-0	0-0	0	1	1	0	0	0	0	0	0	0	0	0				
31	Connor Horan	00:46	0-1	0-1	0-0	0	0	0	0	0	0	0	0	0	0	0	0				
Team												0		1				Dead Ball Rebounds: 1			
Totals			31-53	12-26	15-19	2	29	31	12	12	89	16	10	9	4	0	23				

Major Fouls: NONE

Delaware - 66		Record: 2-5																	
NO. Name	Min	FG	3P	FT	Rebounds			Fouls		TP	AS	TO	ST	Blocks	+/-	Shooting By Period			
		MA	MA	MA	OR	DR	PF	FO	1 <sup>st</sup> FG							1-31	45.2%		
5 Macon Emory	F 25:54	8-10	2-3	0-0	1	6	7	3	0	18	1	4	2	0	1	-7	1 <sup>st</sup> FG	14-31	45.2%
44 J. House	G 27:36	5-14	0-5	2-4	0	6	11	0	0	10	0	1	1	0	0	-1	3P%	3-12	25.0%
00 Christian Bliss	G 37:59	5-15	3-8	0-0	0	3	3	1	2	13	5	2	3	0	1	-25	FT%	2-4	50.0%
4 Justyn Fernandez	G 31:03	3-9	1-3	0-0	0	4	4	3	1	7	6	1	0	0	1	-7	2 <sup>nd</sup> FG	14-31	45.2%
20 Alex Kazanecki	G 22:25	2-4	1-3	0-0	0	0	0	1	0	5	3	0	0	0	0	-13	3P%	4-11	36.4%
1 Mason Ellison	25:12	2-5	0-1	1-3	0	1	1	3	3	5	1	1	0	0	0	-16	FT%	1-4	25%
15 Houston Emory	12:02	1-1	0-0	0-1	0	0	0	1	1	2	0	0	0	0	0	-2	GM FG	28-62	45.2%
11 Jamar Taylor	15:00	0-0	0-0	0-0	0	0	0	0	0	1	2	0	0	0	0	-10	FT%	7-23	30.4%
55 Bouna Kebe	05:53	1-3	0-0	0-0	0	0	0	0	0	2	0	0	0	0	0	-2	3P%	2-8	37.5%
Team					8	21	3	0	0	0	1						Dead Ball Rebounds		
Totals		28-62	7-23	3-8	2	33	13	12	66	17	6	0	4	0	4	-23			

**Major Fouls:** Ellison (TF) 1<sup>st</sup> 5:38

	IONA	DEL	Points from	IONA	DEL	Period by Period Scoring			
Biggest lead	25 (2 <sup>nd</sup> 2:18)	41 (1 <sup>st</sup> 8:27)	Turnovers	22	6		1st	2nd	TOT
Best Scoring Run	9 (2 <sup>nd</sup> 2:18)	7 (1 <sup>st</sup> 8:27)	Paint	34	40	IONA	39	50	89
Lead Changes	8	1	Second Chance	1	8				
Times Tied	6		Fast Breaks	14	2	DEL	33	33	66
Time with Lead	28:38	05:44	Bench	30	11				

## GAME 6 - DELAWARE 73, UNCG 60



Official Basketball Box Score - Final  
**UNC Greensboro at Delaware**  
 11/25/25 Adams-Jenkins Complex, Jacksonville  
 2025-26 Men's Basketball

Game Time: 1:30 PM  
Game Duration: 1:41  
Attendance: 146

**Officials:** Blake Harris, Jason Deering, John Johnson

UNC Greensboro - 60		Record: G-1																
NO. Name	Min	FG		3P	FT	Rebounds		Fouls		TP	AS	TO	ST	Blocks	+/-	Shooting By Period		
		M-A	M-A			M-A	OR	DR	TO							P	FD	1st FG
12 Justin Neely	1:7	0-1	0-0	0-0	0-0	0	0	0	0	0	3	4	2	0	0	10	1st FG	8-26 30.8%
16 Domas Kauzonas	10:47	0-0	0-0	0-0	0-0	0	0	0	0	0	0	0	0	0	0	10	2nd FG	9-10 90.9%
13 Donald Whitehead, Jr.	9:23	4-1	2-8	2-3	0	3	6	3	0	3	12	1	0	0	1	2	FT%	10-11 90.9%
21 KJ Younger	9:14	1-8	0-3	8-9	0	6	3	0	5	10	2	2	1	0	0	-21	3PT%	8-27 29.6%
41 Lilian Marville	6:25	6-10	5-7	0-0	0	3	3	0	1	17	0	2	0	0	0	-10	FT%	8-11 72.7%
15 Valentino Pinedo	23:37	1-1	0-0	2-2	2	1	3	3	2	4	0	0	0	1	0	-16	GM FG%	16-53 30.2%
24 Justin King	0:3	0-2	0-0	0-0	0	0	0	0	0	0	0	0	0	0	0	0	3PT%	10-30 33.3%
4 Noah Norgard	15:23	1-6	1-4	0-0	0	1	1	0	0	3	1	0	0	0	0	0	FT%	18-22 81.8%
6 Assane Mandian	2:3	2-7	2-5	0-0	0	0	0	0	0	6	0	2	0	0	0	-2		Dead Ball Rebounds: 2 0
Team						2	1	3	0	0	7	9						
Totals	35:52	10-30	10-22	8-22	30	5	15	60	0	0	9	6	1	2	-13			

**Major Fouls: NONE**

Delaware - 73		Record: 1-0														
NO. NAME	Min	FG	3P	FT	Rebounds	Fouls	TP	AS	TO	Blocks	+/-	Shooting By Period				
		M	A	M	A	O	D	T	P	F	B	B				
5 Macon Emory	F 38:15	7-11	2-4	2-4	0-0	5	5	1	2	18	1	1	0	0	16	1 <sup>st</sup> FG% 10-29 34.5%
44 Tyler Houser	F 35:53	9-12	6-6	0-0	3	7	10	4	0	24	1	0	1	0	25	3PT% 6-15 40.0%
00 Christian Bliss	G 40:00	6-13	4-8	1-2	1	5	6	3	17	11	3	3	0	0	23	FT% 1-4 25%
4 Justyn Fernandez	G 33:17	5-11	1-3	1-2	0	7	7	3	1	12	2	3	2	1	21	2 <sup>nd</sup> FG% 18-25 72.0%
20 Alex Kazanecki	G 40:00	1-4	0-3	0-0	0	2	2	3	0	2	1	1	1	0	13	3PT% 7-10 70.0%
1 Macon Ellison	05:16	0-2	0-1	0-0	0	1	1	0	0	0	0	0	0	0	0	FT% 3-4 75%
15 Houston Emory	02:40	0-0	0-0	0-0	0	2	2	0	1	0	0	0	0	0	-4	GM FG% 28-54 51.9%
11 Jayden Taylor	03:12	0-0	0-0	0-0	0	0	0	1	0	0	0	0	0	0	-11	3PT% 13-25 52.0%
35 Bouna Kebe	01:27	0-1	0-0	0-0	0	0	0	0	0	0	0	0	0	0	-8	FT% 4-8 50.0%
Team					1	2	3	0	0		0	2				Dead Ball Rebounds: 3-0
Totals		28-54	13-25	4-8	5	31	36	15	5	73	16	11	6	2	1	13

**Major Fouls: NONE**

	UNG	DEL								
Biggest lead	12 (1 <sup>st</sup> 9:42)	14 (2 <sup>nd</sup> 1:20)	Points from Turnovers	8	11	Period by Period Scoring				
Best Scoring Run	14 (1 <sup>st</sup> 9:42)	9 (1 <sup>st</sup> 2:52)	Paint	8	30		1st	2nd	TOT	
Lead Changes	2		Second Chance	5	2		UNG	29	31	60
Times Tied	4		Fast Breaks	11	3					
Time with Lead	14:52	18:38	Bench	13	0	DEL	27	46	73	

**GAME 8 - DELAWARE STATE 75, DELAWARE 72 (OT)**

Official Basketball Box Score - Final  
**Delaware at Delaware St.**  
 12/06/25 Memorial Hall, Dover  
 2025-26 Men's Basketball

Game Time: 2:00 PM  
Game Duration: 2:16  
Attendance: 400

**Officials:**

Delaware - 72			Record: 2-6																		
NO.	NAME	Min	FG		3P		FT		Rebounds		Fouls		TP	AS	TO	ST	Blocks		+/-	Shooting By Period	
			M/A	P/A	M/A	P/A	M/A	P/A	M/A	P/A	M/A	P/A					M/A	P/A			
5	Macron Emory	F 43:19	5-12	2-7	0-0	1-5	6	4	0	12	6	5	1	1	0	0	0	0	0	1 <sup>st</sup> FG% 9-21 42.9%	
35	Bounce Kober	F 00:00	0-0	0-0	0-0	0-0	0	0	0	0	0	0	0	0	0	0	0	0	0	3 <sup>rd</sup> FT% 5-13 38.5%	
44	Tyler Houser	F 39:31	5-9	0-2	2-2	1	6	7	4	5	12	2	2	1	0	0	0	0	0	2 <sup>nd</sup> FG% 14-28 50.0%	
40	Christian Bliss	G 45:00	3-10	1-4	9-9	3	5	8	2	5	16	4	5	1	0	2	0	0	0	3 <sup>rd</sup> TP% 3-9 33.3%	
44	Justin Fernandez	G 39:24	8-16	5-8	2-2	0	4	4	3	23	1	5	0	1	0	0	0	0	0	FT% 6-6 100%	
20	Alex Kazanecki	38:49	3-7	1-3	0-0	0	1	1	2	7	1	0	2	0	0	0	0	0	0	OT FG% 2-7 28.6%	
21	Nnamja Njoku	09:45	1-2	0-0	0-0	2	2	0	0	2	0	1	1	0	1	0	0	0	0	3 <sup>rd</sup> FT% 1-2 50.0%	
11	Jayden Taylor	02:56	0-0	0-0	0-0	0	0	0	0	0	0	0	0	0	0	0	0	0	0	FT% 2-2 100%	
Team			0	0	0	0	0	0	0	0	0	0	0	0	0	0	0	0	0	GM FG% 25-56 44.6%	
Totals		25:56	9-24	13-13	5	24	29	18	13	72	14	18	6	4	2	3	0	0	0	FT% 9-24 37.5%	
Major Fouls: Njoku (F2) 2 12-31																					
3 <sup>rd</sup> TP% 13-13 100.0%																					

**Major Fouls:** Njoku (F2) 2<sup>nd</sup> 12:31

DeLaware ST - 75													Record: 3-8				Dead Ball Rebounds: 0, 0								
NO.	NAME	Min	FG	M	FG	M	3P	M	FT	M	Rebounds	OR	DR	TO	TS	AS	TO	ST	Blocks	BS	B	PTS			
3	Miles Webb	45:00	5-7	1-1	2-7	3-3	0-0	0-0	2-4	13	3	2	0	2	0	2	0	0	0	3	1-1	FT	11-29 37.9%		
37	Ademari Santos	47:20	9-17	2-6	2-3	2-3	5-4	22	0	3	1	2	2	2	0	3	1	2	2	0	3	3PT	2-11 18.2%		
42	Bessany Saragba	31:11	1-1	0-0	1-1	2	1	2	1	2	1	2	0	0	0	0	0	0	-1	0	0	FT	4-6 66.7%		
1	Ponce James	G 45:00	7-20	3-7	4-6	1	3	4	1	5	21	6	1	5	0	1	1	3	3	0	0	3PT	4-5 80.0%		
2	Corey Perkins	G 45:00	4-11	0-1	5-6	1	5	6	2	3	13	5	4	3	0	1	3	3	0	1	3	FT	7-12 58.3%		
4	Zion Bethea	07:35	1-2	0-0	0	1	1	0	0	2	0	1	1	0	0	0	0	0	9	0	0	OT FG	3-7 42.9%		
10	Cyril Obasogie	00:39	0-0	0-0	0	0	0	0	0	0	0	0	0	0	0	0	0	0	-3	0	0	3PT	0-0 0.0%		
13	Korem Webster	06:04	0-0	0-0	0	0	0	0	0	0	0	0	0	0	0	0	0	0	4	0	0	3PT	0-0 0.0%		
5	John Clemmons	06:04	0-0	0-0	2-2	0	2	2	0	1	2	0	0	0	0	0	0	0	0	0	0	GM FG	27-58 46.6%		
22	Dean Shepherd	02:57	0-0	0-0	0-0	0	0	0	0	0	0	0	0	0	0	0	0	0	0	0	0	3PT	6-16 37.5%		
Team									0 3 0 0						0			2						FT	15-24 62.5%
Totals			27-58	6-16	15-24	8	25	33	13	18	75	15	17	12	2	4	3						Dead Ball Rebounds: 8		

**Major Fouls: NONE**

	DEL	DSU	Points from	DEL	DSU	Period by Period Scoring			
Biggest lead	7 (2 <sup>nd</sup> 13:53)	11 (1 <sup>st</sup> 2:57)	Turnovers	16	25	1 <sup>st</sup>	2 <sup>nd</sup>	OT1	TOT
Best Scoring Run	12 (2 <sup>nd</sup> 19:54)	14 (1 <sup>st</sup> 2:57)	Paint	30	34	DEL	28	37	7 72
Lead Changes	8		Second Chance	6	7	DSU	28	37	10 75
Times Tied	10		Fast Breaks	7	22				
Time with Lead	13:57	25:01	Bench	9	4				

# delaware BOX SCORES

## GAME 9 - DELAWARE 70, GEORGE WASHINGTON 58



Official Basketball Box Score - Final  
**Delaware at George Washington**  
 12/10/25 Charles E. Smith Center, Washington  
 2025-26 Men's Basketball

Game Time: 7:00 PM  
 Game Duration: 2:08  
 Attendance: 1,849

Officials: Tommy Morrissey, Brian O'Connell, Justin Portfield

Delaware - 70

Record: 3-6

Shooting By Period																	
NO.	Name	Min	FG	3P	FT	Reb	TO	Fouls	TP	AS	TO	ST	Blocks	BA	+/-		
5	Macon Emory	F 37:14	3-7	1-4	6-7	0	2	2	2	3	3	13	2	1	1	8	
35	Bouna Kebe	F 13:02	2-3	0-1	0-0	0	6	6	1	0	4	1	1	0	0	1	
44	Tyler Houser	F 30:11	2-5	0-2	3-4	1	4	5	4	2	7	2	4	0	1	10	
00	Christian Bliss	G 40:00	4-7	2-4	2-2	0	9	9	3	5	12	8	4	2	1	0	
4	Justyn Fernandez	G 40:00	11-21	5-7	0-0	2	5	7	2	0	27	1	5	1	1	5	
15	Houston Emory	08:22	0-1	0-0	0-0	0	0	0	1	0	0	0	0	0	0	0	
11	Jayden Taylor	06:25	1-1	0-0	0-0	1	1	2	0	0	2	0	0	0	0	4	
20	Alex Kazanecki	24:46	2-4	1-2	0-0	0	0	0	1	1	5	2	0	0	1	1	
Team						0	3	3	0	0	3						
Totals			25-49	9-20	11-13	4	30	34	15	11	70	16	18	4	7	7	12
Dead Ball Rebounds: 3																	

Shooting By Period	1 <sup>st</sup>	2 <sup>nd</sup>	3 <sup>rd</sup>	4 <sup>th</sup>	OT
FG%	13-24	54.2%			
3PT%	5-10	50.0%			
FT%	0-0	0%			
2 <sup>nd</sup> FG%	12-25	48.0%			
3PT%	4-10	40.0%			
FT%	11-13	84.6%			
GM FG%	25-49	51.0%			
3PT%	9-20	45.0%			
FT%	11-13	84.6%			

Dead Ball Rebounds: 3-0

George Washington - 58

Record: 8-3

NO.	Name	Min	FG		3P		FT		Rebounds		Fouls		TP	AS	TO	ST	BS		BA	+/-	
			M	A	M	A	M	A	OR	DR	PF	FF					BL	BS			
24	Tyrene Marshall	F 19:24	1-4	0-0	1-2	1	2	3	1	1	3	3	3	1	2	1	-9				
30	Rafael Castro	C 29:13	4-8	0-0	1-4	1	6	7	1	2	9	0	3	6	1	0	-10				
0	Trey Autry	G 31:26	5-11	4-9	3-4	1	0	1	3	2	17	1	1	1	1	0	-10				
2	Christian Jones	G 16:56	0-5	0-1	2-2	1	0	1	0	1	2	2	2	0	0	0	-11				
11	Bubu Benjamin	G 25:28	3-8	2-6	0-0	4	0	4	2	1	8	1	1	1	0	1	-6				
3	Tre Dinkins	20:02	2-7	2-5	0-0	2	2	0	1	6	1	2	0	1	0	0	-5				
7	Jean Aranguren	24:46	0-2	1-2	3	1	4	3	2	1	6	0	1	1	2	-4					
9	Garrett Johnson	19:52	3-9	0-3	4-6	2	5	7	1	3	10	1	0	1	1	0	-1				
33	Luke Hunger	10:47	0-3	0-1	2-2	2	0	2	0	1	2	0	0	0	0	0	-2				
5	Ty Bevins	02:06	0-1	0-1	0-0	0	0	0	1	0	0	0	0	0	0	0	-4				
Team								2		2		4		0		0					
Totals			18-62			8-28		14-22		17		18		35		12		14		58	

Shooting By Period			
1st	FG%	10-27	37.0%
	3PT%	4-11	36.4%
	FT%	5-8	62.5%
2nd	FG%	6-35	22.9%
	3PT%	4-17	23.5%
	FT%	9-14	64.3%
GM	FG%	18-62	29.0%
	3PT%	8-28	28.6%
	FT%	14-22	63.6%
Dead Ball Rebounds: 5.			

Shooting By Period	1 <sup>st</sup>	2 <sup>nd</sup>	3 <sup>rd</sup>	4 <sup>th</sup>	OT
FG%	10-27	37.0%			
3PT%	4-11	36.4%			
FT%	5-8	62.5%			
2 <sup>nd</sup> FG%	8-35	22.9%			
3PT%	4-17	23.5%			
FT%	9-14	64.3%			
GM FG%	18-62	29.0%			
3PT%	8-28	28.6%			
FT%	14-22	63.6%			

Dead Ball Rebounds: 5-1

Major Fouls: Benjamin (TF) 1 9:59

	DEL	GW
Biggest lead	13 (1 <sup>st</sup> 9:44)	0 (1 <sup>st</sup> 20:00)
Best Scoring Run	9 (1 <sup>st</sup> 13:08)	7 (1 <sup>st</sup> 3:51)
Lead Changes	0	
Times Tied	1	
Time with Lead	39:11	00:00

Points from Turnovers	DEL	GW
Paint	22	20
Second Chance	6	7
Fast Breaks	9	10
Bench	7	19

Period by Period Scoring	1st	2nd	TOT
DEL	31	39	70
GW	29	29	58

## GAME 10 - CSUN 88, DELAWARE 66



Official Basketball Box Score - Final  
**CSUN at Delaware**  
 12/13/25 Bob Carpenter Center, Newark  
 2025-26 Men's Basketball

Game Time: 1:00 PM  
 Game Duration: 1:42  
 Attendance: 1,517

Officials: Craig Marley, Eric Lowe, Nick Meyer

CSUN - 88

Record: 6-5

														Shooting By Period			
NO.	Name	Min	FG MA	3P MA	FT MA	Reb OR	TD	Fouls PP	TP	AS	TO	ST	Blocks BB	BA	+/-		
1	Davius Loury	F 26:18	4-7	4-5	0-0	2	4	6	1	0	12	3	0	0	1	33	
11	Mahmoud Fofana	F 23:01	5-6	0-0	2-2	2	0	2	0	12	1	1	2	0	1	16	
2	Larry Hughes II	G 34:15	7-17	3-11	6-6	0	7	7	1	2	23	3	3	5	1	30	
4	Josiah Davis	G 29:47	3-11	0-0	2-4	3	5	4	2	8	2	2	1	0	2	11	
7	Joshua O'Garro	G 35:58	7-12	3-5	1-2	1	7	8	1	1	18	4	0	1	2	0	
13	Aleks Szymczyk	03:04	0-0	0-0	0-0	0	0	0	1	0	0	0	0	0	0	-4	
32	Jordan Brinson	16:10	1-2	0-0	0-0	1	2	3	1	1	2	6	0	0	0	0	
5	James Evans Jr.	11:59	3-5	1-2	0-0	1	1	2	3	1	7	2	0	2	1	-6	
21	Grady Lewis	13:55	3-4	0-0	0-0	1	1	1	0	1	6	0	1	0	1	10	
15	Jai Chisolm	03:02	0-0	0-0	0-0	0	0	0	2	0	0	0	0	0	0	-7	
20	Robert Thibiant	01:11	0-1	0-0	0-0	0	0	0	0	0	0	0	0	0	0	-5	
24	Greg Gazarian	01:11	0-0	0-0	0-0	0	0	0	0	0	1	0	0	0	0	-5	
Team						4	0	4	0	0	1						
Totals			33-65	11-23	11-14	13	25	38	15	8	88	21	9	11	6	7	22

Shooting By Period	1 <sup>st</sup>	2 <sup>nd</sup>	3 <sup>rd</sup>	4 <sup>th</sup>	OT
FG%	18-32	56.3%			
3PT%	6-14	42.9%			
FT%	6-7	85.7%			
2 <sup>nd</sup> FG%	15-33	45.5%			
3PT%	5-9	55.6%			
FT%	5-7	71.4%			
GM FG%	33-65	50.8%			
3PT%	11-23	47.8%			
FT%	11-14	78.6%			

Dead Ball Rebounds: 1-0

Delaware - 66

Record: 3-7

Delaware - 66			Record: 3-7																	
NO.	Name	Min	FG M-A	3P M-A	FT M-A	Rebounds OR DR	Fouls TOT	TP	AS	TO	ST	Blocks BS BA	+/-	Shooting By Period						
5	Macon Emory	F 30:49	2-10	0-5	2-2	0	6	6	1	2	6	1	4	3	1	-22	1 <sup>st</sup> FG% 10-29 34.5%			
35	Bouna Kebe	F 12:23	1-3	1-3	0-0	0	2	2	1	0	3	2	0	0	0	-10	3 <sup>rd</sup> FT% 5-17 29.4%			
44	Tyler Houser	F 29:06	2-5	1-2	3-4	5	2	7	1	4	8	2	3	0	0	-22	FT% 3-3 100%			
00	Christian Bliss	G 37:58	5-12	5-11	6-7	1	4	5	2	6	21	5	3	1	1	-27	2 <sup>nd</sup> FG% 11-24 45.8%			
4	Justyn Fernandez	G 33:16	7-13	2-5	1-1	0	2	2	2	1	17	3	2	1	1	-27	3 <sup>rd</sup> FT% 11-15 73.3%			
20	Alex Kazanecki	29:41	2-7	1-4	0-0	1	1	2	0	5	0	1	0	1	0	-12	FT% 0-0			
15	Houston Emory	04:31	0-0	0-0	0-0	0	1	1	0	0	0	0	0	0	2	-7	2 <sup>nd</sup> FT% 21-53 39.6%			
11	Jayden Taylor	18:12	2-3	0-0	0-0	1	2	3	1	0	4	0	1	0	1	0	7	FT% 10-30 33.3%		
10	Brandon Balfone	02:02	0-0	0-0	0-0	0	0	0	0	0	0	1	0	0	0	0	5	FT% 14-18 77.8%		
12	Alex McFadden	02:02	0-0	0-0	2-4	0	0	0	0	2	2	0	1	0	0	5				
Team						1	1	2	0	0	0	1					Dead Ball Rebounds: 2-0			
Totals			21-53	10-30	14-18	9	21	30	8	15	66	14	15	6	7	6	-22			

Shooting By Period	1 <sup>st</sup>	2 <sup>nd</sup>	3 <sup>rd</sup>	4 <sup>th</sup>	OT
FG%	10-29	34.5%			
3PT%	5-17	29.4%			
FT%	3	3	100%		
2 <sup>nd</sup> FG%	11-24	45.8%			
3PT%	5-13	38.5%			
FT%	11-15	73.3%			
GM FG%	21-53	39.6%			
3PT%	10-30	33.3%			
FT%	14-18	77.8%			

Dead Ball Rebounds: 2-0

CSUN

Biggest lead	35 (2 <sup>nd</sup> 10:00)	0 (1 <sup>st</sup> 20:00)
Best Scoring Run	12 (2 <sup>nd</sup> 16:48)	10 (2 <sup>nd</sup> 6:58)
Lead Changes	0	
Times Tied	0	
Time with Lead	39:10	00:00

Points from Turnovers	CSUN	DEL
Paint	17	4
Second Chance	36	18
Fast Breaks	9	5
Bench	13	4
	15	11

Period by Period Scoring	1st	2nd	TOT
CSUN	48	40	88
DEL	28	38	66

## GAME 11 - DELAWARE 65, RIDER 57



Official Basketball Box Score - Final  
**Rider at Delaware**  
 12/16/25 Bob Carpenter Center, Newark, Del.  
 2025-26 Men's Basketball

Game Time: 7:00 PM  
 Game Duration: 2:00  
 Attendance: 1,189

Officials: Rob Rorkie, Mike Nance, Hunter Allen

Rider - 57

Record: 1-9

NO.	Name	Min	Shooting By Period														
			FG	3P	FT	MA	Re	OR	DT	OT	Fouls	TP	AS	TO	ST	Blocks	BA
3	Shemani Fuller	F 27:55	4-6	0-0	2-2	3	3	6	3	4	10	0	0	1	0	2	-12
7	Davis Bynum	F 23:32	2-5	0-1	4-4	1	2	3	2	2	8	1	0	0	0	0	-8
0	Zion Cruz	G 36:49	3-15	0-7	2-2	1	2	3	1	1	8	3	2	1	0	0	-6
2	Caleb Smith	G 13:52	1-4	0-0	0-0	0	0	0	1	0	2	0	0	1	0	0	-2
11	Flash Burton	G 36:35	6-16	4-11	0-0	0	4	4	1	3	16	1	4	1	0	0	-7
10	AB Coulibaly	18:18	3-6	0-2	0-0	2	2	4	1	0	6	1	0	0	0	1	-8
21	Cole McCabe	08:22	0-2	0-0	0-0	1	0	1	1	0	0	0	1	0	0	0	-1
6	Mohamad Diallo	12:05	3-3	0-0	1-1	1	6	7	1	1	7	0	1	0	0	0	-4
8	Devean Williams	10:35	0-3	0-0	1-1	1	1	2	2	0	0	3	0	0	0	0	-1
30	Kristupas Kapezinkas	08:31	0-1	0-0	0-0	0	1	1	1	0	0	0	0	0	0	0	-3
5	Jamir McNeil	03:24	0-0	0-0	0-0	0	0	0	0	0	0	1	0	0	0	0	-4
Team			1 2 0 0 0 1														
Totals			22-61	4-25	9-9	11	22	33	14	11	57	10	9	4	0	5	-8

# delaware BOX SCORES

## GAME 13 - JACKSONVILLE STATE 67, DELAWARE 64



Official Basketball Box Score - Final  
**Jacksonville St. at Delaware**  
 01/02/26 Bob Carpenter Center, Newark  
 2025-26 Men's Basketball

Game Time: 7:00 PM  
 Game Duration: 2:00  
 Attendance: 1,686

Officials: Ryan Christian, Jabir Walker, Robert Foster

Jacksonville St. - 67

Record: 7-6 (2-0)

NO.	Name	Min	FG M-A	3P M-A	FT M-A	Rebounds OR DR TOT	Fouls PF FD	TPs PP FT	AST	TO	ST	Blocks BS BA	+/-							
21	Altior Anabitarde	F 03:54	0-0	0-0	0-0	0 0 0	0 0 0	0	0	0	0	0	2							
0	AC Bryant	G 03:57	3-11	3-9	3-4	2 4 6	0 0 0	12	2	1	0	1	9							
1	Marcus Fitzgerald Jr.	G 17:26	2-6	2-5	0-0	1 3 4	1 0 0	6	2	0	0	1	-5							
2	Jacoby Hill	G 36:47	2-6	0-2	4-6	2 3 5	2 5 0	8	2	1	3	0	1							
23	Mostapha El Moutaouakil	G 33:53	7-11	1-2	7-11	0 5 5	3 6 22	1	5	1	0	2	6							
3	Jaye Nash	23:05	2-4	0-0	1-1	1 1 2	2 1 5	3	1	0	0	0	11							
99	Iaroslav Niagu	17:55	0-0	0-0	1-2	1 3 4	0 0 1	1	0	0	1	1	-8							
11	Jamar Franklin	07:16	1-2	1-2	0-0	0 1 1	0 0 3	0	0	0	0	0	0							
13	Emondrek Erkins-Ford	17:51	2-2	0-0	2-2	0 4 4	5 2 6	0	1	0	1	0	0							
42	Thomas Tut	04:08	2-2	0-0	0-0	0 0 0	0 0 4	0	0	0	0	0	5							
7	Toby Nnadozie	01:48	0-0	0-0	0-0	0 0 0	0 0 0	0	0	0	0	0	-2							
Team						0 1 1	0 0	0	2											
Totals						21-44	7-20	18-26	7	25	32	13	18	67	10	11	6	3	5	3

Major Fouls: Erkins-Ford (TF) 2<sup>nd</sup> 4:18

Delaware - 64

Record: 4-9 (0-2)

NO.	Name	Min	FG		3P		FT		Rebounds		Fouls		TP	AS	TO	ST	Blocks		B/A
			M	A	M	A	M	A	OR	DR	PF	FD					BS	BA	
5	Macon Emory	F 34:19	0-2	0-1	0-0	0-0	3	3	6	4	1	0	1	1	0	0	0	0	-4
11	Jayden Taylor	F 22:30	1-2	1-2	0-0	0-0	0	1	1	1	0	3	1	0	0	0	1	0	0
44	Tyler Houser	F 38:21	8-18	2-8	1-2	2-4	2	4	6	4	3	19	2	1	0	2	2	2	-2
00	Christian Bliss	G 40:00	9-18	5-11	4-4	0-4	0	4	4	3	7	27	6	2	2	0	1	0	-3
4	Justyn Fernandez	G 37:12	6-11	3-7	0-0	0	6	6	5	1	15	1	3	2	2	0	0	0	0
20	Alex Kazanecki	24:35	0-3	0-3	0-0	0	0	0	0	1	0	0	0	0	0	0	0	0	-5
35	Bouna Kebe	03:03	0-1	0-0	0-0	0	0	0	0	0	0	0	0	0	0	0	0	0	0
12	Alex McFadden	00:01	0-0	0-0	0-0	0	0	0	0	1	0	0	0	0	0	0	0	0	-1
Team									1	2	3			0	1				
Totals			24-55	11-32	5-6	6	20	26	19	12	64	12	8	4	5	3	3		

Major Fouls: Houser (TF) 2<sup>nd</sup> 4:18

	JSU	DEL
Biggest lead	11 (1 <sup>st</sup> 2:23)	2 (1 <sup>st</sup> 19:44)
Best Scoring Run	8 (1 <sup>st</sup> 14:42)	11 (2 <sup>nd</sup> 17:37)
Lead Changes	9	
Times Tied	5	
Time with Lead	34:22	02:50

Points from	JSU	DEL
Turnovers	8	10
Paint	28	24
Second Chance	9	2
Fast Breaks	7	6
Bench	19	0

Shooting By Period	
1 <sup>st</sup> FG%	12-28 42.9%
3PT%	6-16 37.5%
FT%	1-2 50%
2 <sup>nd</sup> FG%	12-27 44.4%
3PT%	5-16 31.3%
FT%	4-4 100%
GM FG%	24-55 43.6%
3PT%	11-32 34.4%
FT%	5-6 83.3%

Dead Ball Rebounds: 1,0

## GAME 14 - DELAWARE 67, KENNESAW STATE 52



Official Basketball Box Score - Final  
**Kennesaw St. at Delaware**  
 01/04/26 Bob Carpenter Center, Newark  
 2025-26 Men's Basketball

Game Time: 2:00 PM  
 Game Duration: 1:45  
 Attendance: 1,439

Officials: Bart Lenox, Chuck Jones, Michael Wallace

Kennesaw St. - 52

Record: 8-6 (0-3)

NO.	Name	Min	FG M-A	3P M-A	FT M-A	Rebounds OR DR TOT	Fouls PF FD	TP	AS	TO	ST	Blocks BS BA	+/-			
0	Ramone Seals	F 29:20	3-10	3-9	2-2	3 1 4	3 3 11	0	2	1	0	1	-8			
2	Trey Simpson	F 21:28	0-5	0-4	0-0	0 3 3	0 0 0	0	0	1	0	1	0			
13	Braeden Lue	F 34:25	4-11	1-2	2-2	5 5 10	1 4 11	2	3	2	4	2	-8			
23	Amir Taylor	F 09:12	0-1	0-0	0-0	1 3 4	1 0 0	1	0	0	0	1	0			
5	Simeon Cottle	G 37:36	6-21	2-16	2-2	1 3 2	2 2 16	7	3	0	0	1	-14			
3	Darius Washington III	13:01	0-0	0-0	0-0	2 2 2	2 0 0	0	1	1	0	0	-13			
6	Frankquon Sherman	21:44	2-4	0-0	3-4	2 2 4	2 7 0	0	1	0	1	0	-22			
11	RJ Johnson	01:50	0-1	0-1	0-0	0 0 0	0 0 0	0	0	0	0	0	-8			
12	Perry Smith Jr.	14:28	1-3	0-0	0-0	2 3 5	1 0 2	0	1	2	0	2	0			
4	Kaden Rickard	16:56	1-4	1-3	2-2	1 3 4	2 3 5	0	1	1	0	1	-3			
Team						0 0 0	0 0	0	0							
Totals			17-60	7-35	11-12	15	24	39	16	14	52	11	13	6	8	-15

Major Fouls: NONE

Delaware - 67

Record: 5-9 (1-2)

NO.	Name		Min	FG M-A	3P M-A	FT M-A	Rebounds OR DR TOT	Fouls PF FD	TP	AS	TO	ST	Blocks BS BA	+/-
5	Macon Emory	F	36:00	3-6	0-3	1-2	1 8 9	2 2 7	2	1	3	3	1	14
11	Jayden Taylor	F	22:14	2-4	0-1	1-5	0 4 4	2 4 5	0	3	1	3	0	-3
44	Tyler Houser	F	33:09	7-9	3-5	2-2	0 1 1	4 2 19	1	4	0	0	0	12
00	Christian Bliss	G	40:00	6-13	1-4	6-7	3 5 8	3 7 19	7	2	2	0	1	15
4	Justyn Fernandez	G	38:12	5-16	0-0	0-0	1 3 4	0 0 10	2	0	0	1	1	4
20	Alex Kazanecki		23:34	1-2	1-2	0-0	0 2 2	0 0 0	3	0	0	0	0	21
35	Bouna Kebe		06:51	2-2	0-0	0-1	0 1 1	3 1 4	0	0	0	1	1	0
Team				1 4 5			0 0	0	0	0				
Totals				26-52	5-15	10-17	6 28 34	14 16 67	12	10	8	8	6	15

Major Fouls: NONE

	KSU	DEL
Biggest lead	5 (1 <sup>st</sup> 17:23)	15 (2 <sup>nd</sup> 1:44)
Best Scoring Run	9 (1 <sup>st</sup> 4:01)	13 (1 <sup>st</sup> 10:20)
Lead Changes	3	
Times Tied	1	
Time with Lead	08:55	30:50

Points from	KSU	DEL
Turnovers	9	8
Paint	14	38
Second Chance	8	4
Fast Breaks	7	2
Bench	14	7

Period by Period Scoring	1st	2nd	TOT
KSU	22	30	52
DEL	29	38	67

Shooting By Period	
1 <sup>st</sup> FG%	12-27 44.4%
3PT%	2-8 25.0%
FT%	3-6 50%
2 <sup>nd</sup> FG%	14-25 56.0%
3PT%	3-7 42.9%
FT%	7-11 63.6%
GM FG%	26-52 50.0%
3PT%	5-15 33.3%
FT%	10-17 58.8%

Dead Ball Rebounds: 3,0

## GAME 15 - SAM HOUSTON 72, DELAWARE 60



Official Basketball Box Score - Final  
**Delaware at Sam Houston**  
 01/08/26 Johnson Coliseum, Huntsville, Texas  
 2025-26 Men's Basketball

Game Time: 6:30 PM  
 Game Duration: 1:58  
 Attendance: 675

Officials: Anthony Jordan, Lucas Santos, Bharat Rammanan

Delaware - 60

Record: 5-10 (1-3)

NO.	Name	Min	FG M-A	3P M-A	FT M-A	Rebounds OR DR TOT	Fouls PF FD	TP	AS	TO	ST	Blocks BS BA	+/-
5	Macon Emory	F 32:53	2-6	1-4	0-2	3 2 5	3 1 5	1	1	1	1	0	-14
11	Jayden Taylor	F 19:22	2-2	0-0	0-0	0 3 3	1 0 4	1	0	1	0	0	-14
44	Tyler Houser	F 38:04	6-12	2-7	1-2	0 7 7	5 2 15	2	1	0	1	0	-8
00	Christian Bliss	G 40:00	5-16	4-11	4-4	0 3 3	2 6 18	7	2	2	0	0	-12
4	Justyn Fernandez	G 36:59	5-13	3-8	2-2	0 5 5	4 4 15	1	3	0	2	1	-14
20	Alex Kazanecki	31:02	1-3	0-1	1-2	2 3 5	2 1 3	0	1	0	1	0	3
35	Bouna Kebe	01:40	0-1	0-1	0-0	0 0 0	0 0 0	0	0	0	0	0	-1
Team						1 3 4	0 0	0	1				
Totals			21-53	10-32	8-12	6 26 32	17 14 60	12 9	4	4	1	12	

Major Fouls: Fernandez (F1) 1<sup>st</sup> 8:03

Sam Houston - 72

Record: 9-6 (1-3)

NO.	Name	Min	FG M-A	3P M-A	FT M-A	Rebounds OR DR TOT	Fouls PF FD	TP	AS	TO	ST	Blocks BS BA	+/-						
8	Veljko Ilic	F 28:35	7-13	0-0	1-3	5 8 13	2 4 15	4	0	1	0	1	13						
4	Kashie Natt	G 17:39	2-4	1-2	4-4	1 3 4	3 2 9	1	1	1	0	0	12						
5	Justin Begg	G 21:57	3-7	1-2	4-4	0 3 3	4 3 11	3	1	2	0	0	8						
25	Damon Nicholas Jr.	G 22:47	0-6	0-1	2-2	1 6 7	1 1 2	0	1	0	0	1	9						
35	PoBoigh King	G 33:49	7-18	5-13	3-3	0 2 2	0 3 22	1	1	1	1	0	2						
55	Jacob Walker	33:15	2-4	1-3	2-2	1 1 2	1 2 7	5	1	2	0	0	0						
10	Jaxson Ford	10:50	3-3	0-0	0-0	3 3 6	1 0 6	0	0	0	0	0	-7						
13	Isaiah Manning	14:01	0-5	0-3	0-0	1 0 1	0 1 0	0	0	0	0	0	0						
2	Jacobe Coleman	08:52	0-4	0-2	0-0	0 2 2	1 0 0	0	0	0	0	0	1						
1	CJ Beaumont	08:15	0-0	0-0	0-0	0 0 0	1 0 0	0	1	0	0	1	9						
Team						3	1	4	0	0	0	0	0						
Totals						24-64	8-26	16-18	15	29	44	14	17	72	16	5	1	4	12

Major Fouls: NONE

	DEL	SHSU
Biggest lead	0 (1 <sup>st</sup> 20:00)	15 (2 <sup>nd</sup> 16:56)
Best Scoring Run	9 (2 <sup>nd</sup> 13:24)	8 (2 <sup>nd</sup> 18:20)
Lead Changes	0	
Times Tied	0	
Time with Lead	00:00	39:39



# delaware BOX SCORES

## GAME 17 - UTEP 70, DELAWARE 69



Official Basketball Box Score - Final

**UTEP at Delaware**  
01/15/26 Bob Carpenter Center, Newark  
2025-26 Men's Basketball

Game Time: 7:00 PM

Game Duration: 1:57  
Attendance: 2,113

Officials: Olands Poole, Todd Austin, Garrick Shannon

UTEP - 70

Record: 6-11 (2-4)

NO. Name	Min	FG M-A	3P M-A	FT M-A	Rebounds OR DR TOT	Fouls PF FD	TP	AS	TO	ST	Blocks BS BA	+/-
13 Kaseem Watson	F 36:34	7-17	3-7	3-3	2 6 8	2 3	20	1	1	0	1 0	4
15 Jamal West Jr.	F 35:01	7-9	1-1	1-3	2 8 10	3 2	16	3	1	0	2 0	5
33 Elijah Jones	F 30:36	5-14	0-5	0-0	0 6 6	1 1	10	1	0	1	3 1	3
1 KJ Thomas	G 31:17	4-6	0-2	1-1	0 2 2	4 4	9	3	1	1	0 0	3
4 Caleb Blackwell	G 35:41	5-11	4-7	1-2	0 2 2	4 3	15	3	1	2	0 0	-1
3 Bobby Montgomery Jr.	01:12	0-0	0-0	0-0	0 0 0	0 0	0	0	0	0	0 0	-1
7 LA Hayes	04:09	0-1	0-0	0-0	0 0 0	1 0	0	0	0	0	0 0	-4
11 Trey Horton	18:10	0-2	0-2	0-0	1 1 2	1 0	0	2	0	0	0 0	-4
23 Cassius Brooks	07:22	0-0	0-0	0-0	0 1 1	0 0	0	0	0	0	0 0	0
Team					1 0 1	0 0	0					
<b>Totals</b>		28-60	8-24	6-9	6 26 32	16 13	70	13	4	4	6 1	1

Major Fouls: NONE

Delaware - 69

Record: 5-12 (1-5)

NO. Name	Min	FG M-A	3P M-A	FT M-A	Rebounds OR DR TOT	Fouls PF FD	TP	AS	TO	ST	Blocks BS BA	+/-
5 Macon Emory	F 37:02	7-10	4-4	3-4	1 6 7	3 4	21	1	0	0	0 1	-1
11 Jayden Taylor	F 18:26	0-1	0-1	2-2	4 2 6	2 1	2	1	1	0	0 0	1
44 Tyler Houser	F 36:32	5-15	1-4	7-9	3 2 5	3 6	18	4	0	0	0 0	-3
00 Christian Bliss	G 40:00	3-9	1-4	3-6	0 7 7	4 5	10	6	5	1	0 1	-1
4 Justyn Fernandez	G 34:40	6-14	3-6	0-0	1 4 5	1 0	15	2	1	0	0 0	0
20 Alex Kazanacki	29:52	1-4	1-3	0-0	0 4 4	0 0	3	0	1	0	0 1	-3
35 Bouna Kebe	03:28	0-1	0-0	0-0	0 1 1	0 0	0	0	0	0	1 0	3
Team					2 2 4	0 0	0					
<b>Totals</b>		22-54	10-22	15-21	11 28 39	13 16	69	14	8	1	1 6	1

Major Fouls: NONE

	UTEP	DEL
<b>Biggest lead</b>	3 (1 <sup>st</sup> 19:15)	10 (1 <sup>st</sup> 5:41)
<b>Best Scoring Run</b>	7 (2 <sup>nd</sup> 14:24)	7 (1 <sup>st</sup> 5:41)
<b>Lead Changes</b>	6	
<b>Times Tied</b>	8	
<b>Time with Lead</b>	06:26	25:21

	Points from Turnovers	UTEP	DEL
		7	4
	<b>Paint</b>	34	24
	<b>Second Chance</b>	8	15
	<b>Fast Breaks</b>	7	0
	<b>Bench</b>	0	3

	Period by Period Scoring
	1st 2nd TOT
<b>UTEP</b>	30 40 70
<b>DEL</b>	36 33 69

	Shooting By Period
1 <sup>st</sup> FG%	12-28 42.9%
3PT%	4-14 28.6%
FT%	2-3 66.7%
2 <sup>nd</sup> FG%	16-32 50.0%
3PT%	4-10 40.0%
FT%	4-5 80.0%
GM FG%	28-60 46.7%
3PT%	8-24 33.3%
FT%	6-9 66.7%
Dead Ball Rebounds:	1, 0

## GAME 18 - NEW MEXICO STATE 97, DELAWARE 68



Official Basketball Box Score - Final

**New Mexico St. at Delaware**  
01/17/26 Bob Carpenter Center, Newark  
2025-26 Men's Basketball

Game Time: 2:00 PM

Game Duration: 1:56  
Attendance: 2,560

Officials: Steve Divine, Jabir Walker, R.B. Cylbur

New Mexico St. - 97

Record: 10-7 (3-4)

NO. Name	Min	FG M-A	3P M-A	FT M-A	Rebounds OR DR TOT	Fouls PF FD	TP	AS	TO	ST	Blocks BS BA	+/-
0 Julius Mims	F 29:52	6-6	0-0	1-1	1 9 10	2 1	13	2	1	1	1 0	11
9 Kyrese Mullen	F 16:36	1-5	1-4	0-0	2 1 3	5 2	3	2	0	1	0 0	18
4 Jae'Coby Osborne	F 25:00	3-4	0-0	0-0	2 5 7	2 0	6	0	0	0	0 0	11
11 Elijah Elliott	G 20:51	5-9	3-6	1-1	0 1 1	3 1	14	4	1	0	0 0	11
21 Jemal Jones	G 30:08	7-15	1-4	4-4	1 3 4	1 4	19	5	1	1	0 0	23
5 Chris Terrell	15:36	3-5	1-2	0-0	0 2 2	2 0	7	2	1	1	0 0	15
9 Anthony Wieszcz	22:49	5-8	4-7	0-0	0 0 0	4 0	14	1	0	0	0 1	19
24 Cyr Malonga	02:25	0-0	0-0	0-0	0 0 0	1 0	0	0	0	0	0 0	-3
8 Jayland Randall	25:01	4-8	2-3	5-5	1 2 3	0 2	15	2	0	0	1 0	22
1 Gabe Pickens	03:33	1-1	1-1	0-0	0 0 0	0 0	3	1	0	0	0 0	3
44 Augustine Ekwe	02:42	0-0	0-0	0-0	0 0 0	0 0	0	0	0	1	1 0	6
7 Teyssian Eaglesstaff	01:49	0-1	0-0	0-0	0 0 0	0 0	0	0	0	0	0 0	3
12 Christian Villegas	01:49	0-0	0-0	0-0	0 0 0	0 0	0	0	0	0	0 0	3
20 Amarco Doyle	01:49	1-1	1-1	0-0	0 1 1	0 0	3	0	0	0	0 0	3
Team					2 2 4	0 0	0					
<b>Totals</b>		36-63	14-28	11-11	9 26 35	20 10	97	19	4	5	3 1	29

Major Fouls: NONE

Delaware - 68

Record: 5-13 (1-6)

NO. Name	Min	FG M-A	3P M-A	FT M-A	Rebounds OR DR TOT	Fouls PF FD	TP	AS	TO	ST	Blocks BS BA	+/-
5 Macon Emory	F 38:11	2-10	1-4	0-1	0 6 6	3 1	5	0	1	0	0 1	-26
11 Jayden Taylor	F 28:50	1-1	0-0	1-2	2 3 5	1 1	3	1	0	0	0 0	-13
44 Tyler Houser	F 36:07	8-15	4-7	5-5	1 3 4	3 3	25	2	0	0	0 2	-24
00 Christian Bliss	G 37:18	6-11	2-5	5-8	0 1 1	1 12	19	5	0	1	0 0	-23
4 Justyn Fernandez	G 36:22	5-11	2-5	2-2	1 4 5	2 2	14	3	4	0	0 0	-19
20 Alex Kazanacki	15:41	1-3	0-1	0-0	0 0 0	0 0	2	0	1	0	1 0	-28
15 Houston Emory	03:53	0-0	0-0	0-0	0 0 0	1 0	1	0	0	0	0 0	-5
10 Brandon Balfone	01:49	0-1	0-0	0-0	0 0 0	0 0	0	0	0	0	0 0	-3
12 Alex McFadden	01:49	0-0	0-0	0-0	0 0 0	0 0	0	1	0	0	0 0	-4
Team					1 1 2	0 0	0					
<b>Totals</b>		23-52	9-22	13-18	6 18 24	10 20	68	12	6	1	1 3	29

Major Fouls: NONE

	NMSU	DEL
<b>Biggest lead</b>	29 (2 <sup>nd</sup> 0:29)	0 (1 <sup>st</sup> 20:00)
<b>Best Scoring Run</b>	13 (1 <sup>st</sup> 8:07)	9 (2 <sup>nd</sup> 16:21)
<b>Lead Changes</b>	0	
<b>Times Tied</b>	0	
<b>Time with Lead</b>	39:13	00:00

	Points from Turnovers	NMSU	DEL
		10	5
	<b>Paint</b>	34	20
	<b>Second Chance</b>	18	8
	<b>Fast Breaks</b>	2	2
	<b>Bench</b>	42	2

	Period by Period Scoring
	1st 2nd TOT
<b>NMSU</b>	49 48 97
<b>DEL</b>	30 38 68

## GAME 19 - DELAWARE AT LIBERTY

## GAME 20 - DELAWARE AT NEW MEXICO STATE

# DELAWARE TV/RADIO CHART



**00**

**Christian Bliss**


Junior | G | 6-4 | 190  
Queens, N.Y. / George School  
(Virginia)



**1**

**Mason Ellison**

Freshman | G | 6-4 | 170  
Edgewood, Md. / Loyola Blakefield



**3**

**Cavan Reilly**

Senior | G | 6-4 | 200  
Lovettville, Va. / Bishop O'Donnell



**4**

**Justyn Fernandez**

Senior | G | 6-5 | 210  
Richmond, Va. / IMG Academy  
(George Mason/Providence)



**5**

**Macon Emory**

Sophomore | F | 6-8 | 200  
Devon, Pa. / Perkiomen



**10**

**Brandon Baffone**

Junior | G | 6-1 | 175  
Hockessin, Del. / Salesianum



**11**

**Jayden Taylor**

Freshman | F | 6-8 | 185  
Newark, Del. / Sanford School



**12**

**Alex McFadden**

Sophomore | G | 6-1 | 175  
Wayne, Pa. / Radnor



**14**

**Lance Piper**

Sophomore | G | 6-6 | 180  
Holtsville, N.Y. / Phelps School  
(South Carolina)



**15**

**Houston Emory**

Senior | F | 6-9 | 205  
Devon, Pa. / Blue Ridge School



**20**

**Alex Kazanecki**

Freshman | G | 6-6 | 190  
Morrow, Ohio / Archbishop Moeller



**21**

**Nnanna Njoku**


Graduate | F | 6-9 | 250  
Bear, Del. / Sanford School  
(Villanova)



**35**

**Bouna Kebe**

Senior | F | 6-9 | 216  
Dakar, Senegal / Promise Prep.  
(Gillette CC/Memphis)



**44**

**Tyler Houser**

Senior | F | 6-9 | 255  
Camp Hill, Pa. / Cedar Cliff  
(VMI)



**55**

**Jameel Brown**

Senior | G | 6-4 | 200  
Philadelphia, Pa. / The Haverford School  
(Penn State/Temple)




**Martin Ingelsby**

Head Coach  
10th Season




**Bill Phillips**

Associate Head Coach  
10th Season



**Antoni Wyche**

Assistant Coach  
First Season



**Danny O'Connor**

Assistant Coach  
10th Season



**Christian Nunez**

Assistant Coach /  
Director of Player Development  
Second Season















**Steven Galgano**

Director of  
Basketball Operations  
Third Season

# DELAWARE BLUE HENS SPOTTING CHART

**NOTES:** Returns 6 from 24-25, welcome 9 newcomers... Started eight different lineups this season... 79-55 at home under Ingelsby compared to 46-77 on the road... 101-26 under Ingelsby when holding opp. under 70 pts... 98-75 when scoring first under Ingelsby... 125-38 under Ingelsby when leading at halftime

RECORD	2025-26	LAST YR.	STATS	DEL	OPP	LU	OPP	LAST THREE GAMES...
<b>Overall</b>	<b>5-13</b>	<b>16-20</b>	<b>FG%</b>	43.8	42.5	52.4	42.7	<b>January 17 vs New Mexico St. L, 97-68</b>
<b>CUSA</b>	<b>1-6</b>	<b>5-13 (CAA)</b>	<b>3PT%</b>	36.0	33.6	41.0	35.5	<b>Aggies too much for Hens to handle</b>
<b>Home</b>	<b>3-7</b>	<b>8-7</b>	<b>FT%</b>	72.4	76.7	69.9	71.8	<b>January 15 vs UTEP L, 70-69</b>
<b>Away</b>	<b>1-5</b>	<b>3-11</b>	<b>Points</b>	66.2	72.2	80.1	68.1	<b>M. Emory scores career high in loss to Miners</b>
<b>Neutral</b>	<b>1-1</b>	<b>6-2</b>	<b>Rebounds</b>	32.1	35.7	30.8	33.5	<b>January 10 at LA Tech L, 70-68 OT</b>
			<b>Assists</b>	13.3	13.6	17.4	12.0	<b>Bulldogs finish overtime comeback over Hens</b>

	<div><div>00 CHRISTIAN BLISS</div><div>jr   g   6-4   190   queens n.y.   george school (virginia)</div><table><tr><td>PPG</td><td>15.1</td><td>SPG</td><td>1.9</td><td>FG%</td><td>38.7</td></tr><tr><td>RPG</td><td>5.4</td><td>BPG</td><td>0.2</td><td>3FG%</td><td>37.0</td></tr><tr><td>APG</td><td>6.3</td><td>MPG</td><td>39.1</td><td>FT%</td><td>80.0</td></tr></table></div>	PPG	15.1	SPG	1.9	FG%	38.7	RPG	5.4	BPG	0.2	3FG%	37.0	APG	6.3	MPG	39.1	FT%	80.0	<div><ul style="list-style-type: none"><li>Transferred this season from Virginia; Rated three-star recruit by 247Sports out of high school</li><li>Started every game this season, including collegiate debut at Bucknell</li><li>Tallied 10+ points in 16 of 18 games</li><li>Only player in the nation with at least 15.1 ppg, 5.4 rpg, and 6.3 apg</li><li>18th nationally with 6.3 assists per game</li><li>1st in the nation with 39:07 minutes per game</li><li>Named CUSA Rookie of the Week after averaging 16.5 ppg, 7.0 rpg, and 6.5 apg vs Del St and GW</li></ul></div>	<div><div>POINTS</div><div>27 vs. Jacksonville St 1/2/26</div><div>REBOUNDS</div><div>9, twice</div><div>ASSISTS</div><div>11 vs. UNC-G 11/25/25</div><div>BLOCKS</div><div>1, three times</div><div>STEALS</div><div>3, three times</div><div>MINUTES</div><div>45, twice</div><div>LAST GAME</div><div>19 pts, 5 asts</div></div>
PPG	15.1	SPG	1.9	FG%	38.7																
RPG	5.4	BPG	0.2	3FG%	37.0																
APG	6.3	MPG	39.1	FT%	80.0																
	<div><div>1 MASON ELLISON</div><div>fr   g   6-4   170   edgewood, md.   layola blakefield</div><table><tr><td>PPG</td><td>4.7</td><td>SPG</td><td>0.7</td><td>FG%</td><td>37.5</td></tr><tr><td>RPG</td><td>1.3</td><td>BPG</td><td>--</td><td>3FG%</td><td>16.7</td></tr><tr><td>APG</td><td>0.9</td><td>MPG</td><td>21.1</td><td>FT%</td><td>58.3</td></tr></table></div>	PPG	4.7	SPG	0.7	FG%	37.5	RPG	1.3	BPG	--	3FG%	16.7	APG	0.9	MPG	21.1	FT%	58.3	<div><ul style="list-style-type: none"><li>Played in seven games this season, with lone start vs Southern Illinois</li><li>Tallied CH 10 pts in home opener against DII Wilmington</li><li>Missed last 10 games due to injury; expected to be sidelined for a few weeks</li><li>1,000-point scorer at Loyola Blakefield High School</li><li>One of three true freshmen on the roster</li></ul></div>	<div><div>POINTS</div><div>10 vs. Wilmington 11/7/25</div><div>REBOUNDS</div><div>4 vs. Southern Illinois 11/23/25</div><div>ASSISTS</div><div>2 vs. Saint Peter's 11/18/25</div><div>BLOCKS</div><div></div><div>STEALS</div><div>2 at Bucknell 11/3/25</div><div>MINUTES</div><div>27, twice</div><div>LAST GAME</div><div>DNP - injury</div></div>
PPG	4.7	SPG	0.7	FG%	37.5																
RPG	1.3	BPG	--	3FG%	16.7																
APG	0.9	MPG	21.1	FT%	58.3																
	<div><div>3 CAVAN REILLY (CAV-in)</div><div>sr.   g   6-4   188   lovettsville, va.   bishop o'connell</div><table><tr><td>PPG</td><td>3.0</td><td>SPG</td><td>1.0</td><td>FG%</td><td>12.5</td></tr><tr><td>RPG</td><td>1.0</td><td>BPG</td><td>--</td><td>3FG%</td><td>0.0</td></tr><tr><td>APG</td><td>1.0</td><td>MPG</td><td>22.0</td><td>FT%</td><td>50.0</td></tr></table></div>	PPG	3.0	SPG	1.0	FG%	12.5	RPG	1.0	BPG	--	3FG%	0.0	APG	1.0	MPG	22.0	FT%	50.0	<div><ul style="list-style-type: none"><li>Ninth in program history with 166 3FGs; Closing in on 1,000 career points (865)</li><li>Voted team captain</li><li>CUSA Preseason All-Conference</li><li>Returns to UD for senior campaign</li><li>Missed every game since opener due to injury</li><li>Led team and 3rd nationally among freshmen in 3FG with minimum 25 made during rookie year</li><li>Set program record for 3FG% by a rookie (45.3)</li></ul></div>	<div><div>POINTS</div><div>24, twice</div><div>REBOUNDS</div><div>6, three times</div><div>ASSISTS</div><div>4, three times</div><div>BLOCKS</div><div>1, 12 times</div><div>STEALS</div><div>6 at Towson 2/13/25</div><div>MINUTES</div><div>39 at Hampton 1/11/25</div><div>LAST GAME</div><div>DNP - injury</div></div>
PPG	3.0	SPG	1.0	FG%	12.5																
RPG	1.0	BPG	--	3FG%	0.0																
APG	1.0	MPG	22.0	FT%	50.0																
	<div><div>4 JUSTYN FERNANDEZ</div><div>sr   g   6-5   210   richmond, va.   img academy (providence/george mason)</div><table><tr><td>PPG</td><td>14.5</td><td>SPG</td><td>0.7</td><td>FG%</td><td>45.9</td></tr><tr><td>RPG</td><td>4.5</td><td>BPG</td><td>0.7</td><td>3FG%</td><td>44.3</td></tr><tr><td>APG</td><td>2.5</td><td>MPG</td><td>35.5</td><td>FT%</td><td>76.5</td></tr></table></div>	PPG	14.5	SPG	0.7	FG%	45.9	RPG	4.5	BPG	0.7	3FG%	44.3	APG	2.5	MPG	35.5	FT%	76.5	<div><ul style="list-style-type: none"><li>Transferred from Providence this season after two seasons at George Mason</li><li>Voted team captain in first year at Delaware</li><li>Missed first three games due to injury; started every game since</li><li>Scored scored 10+ points in 13 of 15 games played, including six straight</li><li>Named CUSA Player of the Week after averaging 22.0 ppg, 4.5 rpg, 2.0 apg, 1.0 bpg, and 1.0 spg</li><li>27th nationally with 35:32 minutes per game</li><li>Rated four-star recruit by 247Sports out of high school</li></ul></div>	<div><div>POINTS</div><div>24 at George Washington 12/10/25</div><div>REBOUNDS</div><div>7, twice</div><div>ASSISTS</div><div>6 vs. Iona 12/1/25</div><div>BLOCKS</div><div>2, twice</div><div>STEALS</div><div>3 vs. Saint Peter's 11/18/25</div><div>MINUTES</div><div>40, twice</div><div>LAST GAME</div><div>14 pts, 5 rbs, 3 asts</div></div>
PPG	14.5	SPG	0.7	FG%	45.9																
RPG	4.5	BPG	0.7	3FG%	44.3																
APG	2.5	MPG	35.5	FT%	76.5																
	<div><div>5 MACON EMORY (MAKE-in)</div><div>so   f   6-8   200   devon, pa.   perkiomen school</div><table><tr><td>PPG</td><td>11.8</td><td>SPG</td><td>1.1</td><td>FG%</td><td>46.4</td></tr><tr><td>RPG</td><td>7.3</td><td>BPG</td><td>0.7</td><td>3FG%</td><td>30.7</td></tr><tr><td>APG</td><td>1.4</td><td>MPG</td><td>36.2</td><td>FT%</td><td>73.3</td></tr></table></div>	PPG	11.8	SPG	1.1	FG%	46.4	RPG	7.3	BPG	0.7	3FG%	30.7	APG	1.4	MPG	36.2	FT%	73.3	<div><ul style="list-style-type: none"><li>Joins brother Houston as one of 16 sets of brothers to play on same team this season in DI</li><li>Started every game this season</li><li>Tallied first four career double-doubles this season</li><li>Scored 10+ points in 12 of 17 games</li><li>Tallied CH 21 points on 7-of-10 shooting, including 4-of-4 from deep vs UTEP</li><li>11th nationally with 36:10 minutes per game</li><li>Both parents played college basketball at William &amp; Mary</li></ul></div>	<div><div>POINTS</div><div>21 vs. UTEP 1/15/26</div><div>REBOUNDS</div><div>14 vs. Wilmington 11/7/25</div><div>ASSISTS</div><div>6 at Delaware State 12/6/25</div><div>BLOCKS</div><div>3, three times</div><div>STEALS</div><div>3, three times</div><div>MINUTES</div><div>43 at Delaware State 12/6/25</div><div>LAST GAME</div><div>5 pts, 6 rbs</div></div>
PPG	11.8	SPG	1.1	FG%	46.4																
RPG	7.3	BPG	0.7	3FG%	30.7																
APG	1.4	MPG	36.2	FT%	73.3																
	<div><div>11 JAYDEN TAYLOR</div><div>fr   f   6-8   200   newark, del.   sanford school</div><table><tr><td>PPG</td><td>3.3</td><td>SPG</td><td>0.1</td><td>FG%</td><td>58.3</td></tr><tr><td>RPG</td><td>2.6</td><td>BPG</td><td>0.4</td><td>3FG%</td><td>33.3</td></tr><tr><td>APG</td><td>0.3</td><td>MPG</td><td>15.4</td><td>FT%</td><td>56.0</td></tr></table></div>	PPG	3.3	SPG	0.1	FG%	58.3	RPG	2.6	BPG	0.4	3FG%	33.3	APG	0.3	MPG	15.4	FT%	56.0	<div><ul style="list-style-type: none"><li>Appeared in every game this season, making first-career start at #7 BYU</li><li>One of three true freshmen on the team</li><li>Grandfather (Richard Hickman) and uncle (Stan Waterman) both played basketball at UD</li><li>Third-highest ranked 247Sports composite recruit in program-history</li><li>Won 2025 Delaware State Championship at Sanford inside Bob Carpenter Center</li></ul></div>	<div><div>POINTS</div><div>11 at LA Tech 1/10/26</div><div>REBOUNDS</div><div>7 at LA Tech 1/10/26</div><div>ASSISTS</div><div>1, five times</div><div>BLOCKS</div><div>3 vs. Kennesaw St 1/4/26</div><div>STEALS</div><div>1, twice</div><div>MINUTES</div><div>37 at BYU 11/11/25</div><div>LAST GAME</div><div>3 pts, 5 rbs</div></div>
PPG	3.3	SPG	0.1	FG%	58.3																
RPG	2.6	BPG	0.4	3FG%	33.3																
APG	0.3	MPG	15.4	FT%	56.0																
	<div><div>15 HOUSTON EMORY</div><div>sr.   f   6-9   205   devon, pa.   blue ridge school</div><table><tr><td>PPG</td><td>0.9</td><td>SPG</td><td>0.2</td><td>FG%</td><td>50.0</td></tr><tr><td>RPG</td><td>0.9</td><td>BPG</td><td>0.7</td><td>3FG%</td><td>--</td></tr><tr><td>APG</td><td>0.1</td><td>MPG</td><td>7.8</td><td>FT%</td><td>40.0</td></tr></table></div>	PPG	0.9	SPG	0.2	FG%	50.0	RPG	0.9	BPG	0.7	3FG%	--	APG	0.1	MPG	7.8	FT%	40.0	<div><ul style="list-style-type: none"><li>Joins brother Macon as one of 16 sets of brothers to play on same team this season nationwide</li><li>Returns to UD for senior season</li><li>Appeared in 11 games this season</li><li>Tied CH 3 blocks at Bucknell</li><li>Both parents played college basketball at William &amp; Mary</li></ul></div>	<div><div>POINTS</div><div>5 at UNCW 3/1/25</div><div>REBOUNDS</div><div>5 vs. Robert Morris 11/7/24</div><div>ASSISTS</div><div>2 at Iona 11/12/24</div><div>BLOCKS</div><div>3, twice</div><div>STEALS</div><div>2, twice</div><div>MINUTES</div><div>14 at UNCW 3/1/25</div><div>LAST GAME</div><div>4 min off the bench</div></div>
PPG	0.9	SPG	0.2	FG%	50.0																
RPG	0.9	BPG	0.7	3FG%	--																
APG	0.1	MPG	7.8	FT%	40.0																
	<div><div>20 ALEX KAZAKECKI (KAZ-uh-neck-ee)</div><div>fr.   f   6-6   190   morrow, ohio   archbishop moeller</div><table><tr><td>PPG</td><td>4.6</td><td>SPG</td><td>0.2</td><td>FG%</td><td>42.6</td></tr><tr><td>RPG</td><td>1.8</td><td>BPG</td><td>0.4</td><td>3FG%</td><td>33.3</td></tr><tr><td>APG</td><td>0.6</td><td>MPG</td><td>24.4</td><td>FT%</td><td>75.0</td></tr></table></div>	PPG	4.6	SPG	0.2	FG%	42.6	RPG	1.8	BPG	0.4	3FG%	33.3	APG	0.6	MPG	24.4	FT%	75.0	<div><ul style="list-style-type: none"><li>Played in every game this season, including three starts</li><li>Posted CH 17 points against SIU shooting 6-9 and 4-6 from three</li><li>One of three true freshmen on the roster</li><li>2024-25 All-Southwest District Player of the Year in high school after leading league with 16.6 ppg</li></ul></div>	<div><div>POINTS</div><div>17 vs. Southern Illinois 11/23/25</div><div>REBOUNDS</div><div>6 vs. Wilmington 11/7/25</div><div>ASSISTS</div><div>3 at LA Tech 1/10/26</div><div>BLOCKS</div><div>2 vs. Wilmington 11/7/25</div><div>STEALS</div><div>2 at Delaware State 12/6/25</div><div>MINUTES</div><div>40 vs. UNC-G 11/25/25</div><div>LAST GAME</div><div>2 pts, 1 blk</div></div>
PPG	4.6	SPG	0.2	FG%	42.6																
RPG	1.8	BPG	0.4	3FG%	33.3																
APG	0.6	MPG	24.4	FT%	75.0																
	<div><div>21 NNANNA NJOKU (nah-nah n-JOE-koo)</div><div>gr   f   6-9   250   bear, del.   sanford school (villanova)</div><table><tr><td>PPG</td><td>2.0</td><td>SPG</td><td>0.5</td><td>FG%</td><td>14.3</td></tr><tr><td>RPG</td><td>1.5</td><td>BPG</td><td>0.5</td><td>3FG%</td><td>--</td></tr><tr><td>APG</td><td>--</td><td>MPG</td><td>13.0</td><td>FT%</td><td>50.0</td></tr></table></div>	PPG	2.0	SPG	0.5	FG%	14.3	RPG	1.5	BPG	0.5	3FG%	--	APG	--	MPG	13.0	FT%	50.0	<div><ul style="list-style-type: none"><li>Transferred this season from Villanova first-ever UD player to have been selected in a season's final release of the ESPN100 Recruiting Rankings (93)</li><li>Missed all but two games this season; Made Delaware debut at Delaware State</li><li>Rated four-star recruit by 247Sports out of high school</li><li>2021 Gatorade Player of the Year</li><li>Won 2019 and 2021 Delaware State Championships inside Bob Carpenter Center</li><li>Sister Chioma graduated from UD and was on track &amp; field team</li></ul></div>	<div><div>POINTS</div><div>4, twice</div><div>REBOUNDS</div><div>6, twice</div><div>ASSISTS</div><div>2 vs. NJIT 11/8/24</div><div>BLOCKS</div><div>2, twice</div><div>STEALS</div><div>1, four times</div><div>MINUTES</div><div>17 vs. Rider 11/27/24</div><div>LAST GAME</div><div>DNP - coach's decision</div></div>
PPG	2.0	SPG	0.5	FG%	14.3																
RPG	1.5	BPG	0.5	3FG%	--																
APG	--	MPG	13.0	FT%	50.0																
	<div><div>35 BOUNA KEBE (BOO-nuh KEH-beh)</div><div>sr   f   6-9   216   dakar, senegal   promise prep (gillette cc/memphis)</div><table><tr><td>PPG</td><td>1.2</td><td>SPG</td><td>0.1</td><td>FG%</td><td>36.8</td></tr><tr><td>RPG</td><td>1.1</td><td>BPG</td><td>0.4</td><td>3FG%</td><td>12.5</td></tr><tr><td>APG</td><td>0.3</td><td>MPG</td><td>5.8</td><td>FT%</td><td>--</td></tr></table></div>	PPG	1.2	SPG	0.1	FG%	36.8	RPG	1.1	BPG	0.4	3FG%	12.5	APG	0.3	MPG	5.8	FT%	--	<div><ul style="list-style-type: none"><li>Transferred this season from Memphis (previously played a two JUCOs)</li><li>Missed first three games due to injury</li><li>Played in 13 games this season, including five starts</li><li>Tallied CH 4 pts and CH 5 rbs in start at GW</li><li>One of five current DI players born in the 90s (12/24/99)</li><li>First UD player from Senegal since Ndonjo Ndiaye and Madou Diouf in 2000</li><li>Speaks English, French, Wolof, Spanish, Arabic, Serer, Kala, and Fula for 8 total</li></ul></div>	<div><div>POINTS</div><div>4 at George Washington 12/10/25</div><div>REBOUNDS</div><div>6 at George Washington 12/10/25</div><div>ASSISTS</div><div>2 vs. CSUN 12/13/25</div><div>BLOCKS</div><div>1, five times</div><div>STEALS</div><div>1 vs. Kennesaw St 1/4/26</div><div>MINUTES</div><div>13 at George Washington 12/10/25</div><div>LAST GAME</div><div>DNP - coach's decision</div></div>
PPG	1.2	SPG	0.1	FG%	36.8																
RPG	1.1	BPG	0.4	3FG%	12.5																
APG	0.3	MPG	5.8	FT%	--																
	<div><div>44 TYLER HOUSER</div><div>sr   f   6-9   255   camp hill, pa.   cedar cliff (vmi)</div><table><tr><td>PPG</td><td>13.5</td><td>SPG</td><td>0.4</td><td>FG%</td><td>49.2</td></tr><tr><td>RPG</td><td>5.5</td><td>BPG</td><td>0.5</td><td>3FG%</td><td>40.6</td></tr><tr><td>APG</td><td>1.7</td><td>MPG</td><td>33.0</td><td>FT%</td><td>78.7</td></tr></table></div>	PPG	13.5	SPG	0.4	FG%	49.2	RPG	5.5	BPG	0.5	3FG%	40.6	APG	1.7	MPG	33.0	FT%	78.7	<div><ul style="list-style-type: none"><li>Transferred ahead of 2023-24 season from VMI</li><li>Voted team captain</li><li>Started every game this season</li><li>Scored 10+ points in 13 of 18 games, including six consecutive</li><li>Tallied back-to-back double-doubles vs UNC-G (SH 24 pts, 10 rbs ) and Iona (12 pts, 11 rbs)</li><li>Recorded season-high 25 points against New Mexico State</li><li>Missed 2024-25 season due to injury (603 days between college basketball games played)</li></ul></div>	<div><div>POINTS</div><div>26 at Western Caro. 2/25/23</div><div>REBOUNDS</div><div>12 vs. The Citadel 2/2/23</div><div>ASSISTS</div><div>4, twice</div><div>BLOCKS</div><div>2, three times</div><div>STEALS</div><div>1, 25 times</div><div>MINUTES</div><div>41 at LA Tech 1/10/26</div><div>LAST GAME</div><div>SH 25 pts, 4 rbs, 2 osts</div></div>
PPG	13.5	SPG	0.4	FG%	49.2																
RPG	5.5	BPG	0.5	3FG%	40.6																
APG	1.7	MPG	33.0	FT%	78.7																
	<div><div>55 JAMEEL BROWN</div><div>sr   f   6-4   200   philadelphia, pa.   the haverford school (penn state/temple)</div><table><tr><td>PPG</td><td>9.8</td><td>SPG</td><td>1.8</td><td>FG%</td><td>34.4</td></tr><tr><td>RPG</td><td>2.8</td><td>BPG</td><td>--</td><td>3FG%</td><td>42.1</td></tr><tr><td>APG</td><td>0.8</td><td>MPG</td><td>23.2</td><td>FT%</td><td>75.0</td></tr></table></div>	PPG	9.8	SPG	1.8	FG%	34.4	RPG	2.8	BPG	--	3FG%	42.1	APG	0.8	MPG	23.2	FT%	75.0	<div><ul style="list-style-type: none"><li>Transferred this season from Temple after two seasons at Penn State</li><li>Posted team-high 19 pts at Bucknell</li><li>Started first four games this season before missing every game since due to injury</li></ul></div>	<div><div>POINTS</div><div>20 vs. Delaware St. 11/6/23</div><div>REBOUNDS</div><div>6 vs. Florida State 11/22/24</div><div>ASSISTS</div><div>2, four times</div><div>BLOCKS</div><div>1, twice</div><div>STEALS</div><div>4 vs. Florida State 11/22/24</div><div>MINUTES</div><div>31, twice</div><div>LAST GAME</div><div>DNP - injury</div></div>
PPG	9.8	SPG	1.8	FG%	34.4																
RPG	2.8	BPG	--	3FG%	42.1																
APG	0.8	MPG	23.2	FT%	75.0																

COACHING STAFF	
HC:	Martin Ingelsby (Notre Dame '01)
Record/Career:	152-150/some, 10th season
ASSOC HC:	Bill Phillips (Saint Joseph's '01), 10th season
AC:	Antoni Wyche (Notre Dame '99), 1st season
AC:	Danny O'Connor (Indiana '16), 10th season
AC:	Christian Nunez (Farmingdale St. '13), 2nd season

10 BRANDON BAFFONE (bah-PHONE)	
Jr.   G   6-1   175	Hockessin, Del.   Salesianum School
<b>PPG</b> --	<b>FG%</b> --
<b>RPG</b> --	<b>3FG%</b> --
<b>APG</b> --	<b>FT%</b> --

12 ALEX MCFADDEN	
So.   G   6-1   160	Wayne, Pa.   Radnor
<b>PPG</b> 0.7	<b>FG%</b> --
<b>RPG</b> --	<b>3FG%</b> --
<b>APG</b> --	<b>FT%</b> 50.0

14 LANCE PIPER	
So.   G   6-6   187	Holtsville, N.Y.   Phelps School (South Carolina)
<b>PPG</b> --	<b>FG%</b> --
<b>RPG</b> --	<b>3FG%</b> --
<b>APG</b> --	<b>FT%</b> --

UPCOMING GAMES...			
Wed., Jan. 28	at New Mexico St	9 p.m.	ESPN+
Sat., Jan. 31	at UTEP	9 p.m.	ESPN+
Wed., Feb. 4	Liberty	7 p.m.	ESPN+
Sat., Feb. 7	Middle Tennessee	1 p.m.	ESPN+
Thu., Feb. 12	at FIU	7 p.m.	ESPN+
Sat., Feb. 14	at Missouri State	3 p.m.	ESPN+