



# FIRST STATE, FIRST SEASON.

a new era.

Ed LeFurge III, Assistant AD, Communications & Creative Services | 732-600-6552 | lefurge@udel.edu | @EL3theSID

## SERIES HISTORY

All Time ..... First Meeting  
Streak .....  
At Home .....  
On the Road .....  
Largest Win .....  
Largest Loss .....  
Last Win .....  
Last Loss .....

## HOW TO FOLLOW

TV/Stream ..... ESPN+  
Play-by-Play ..... Steve Goldstein  
Analyst ..... Kim Bokamper

Radio ..... 94.7 FM WDSD  
Play-by-Play ..... Scott Klatzkin  
Analyst ..... Pat Devlin  
Sideline ..... Nick Alessandrini

Live Stats ..... bluehenstats.STATB.US

X/Instagram ..... @Delaware\_FB

## WHO ARE WE

Only refer to our institution as the University of Delaware or UD. Do not use "U of D," "UofD," "the U of D" or "UDel." Do not use periods in "UD."

We are the Fightin' Blue Hens on first reference and Blue Hens, Hens, or Blue & Gold after that.

## DELAWARE (2-1, 0-0 CUSA)

GM  
4

## FIU (2-1, 0-0 CUSA)



**Head Coach:** Ryan Carty  
**Record at UD:** 28-12 (4 years)  
**Career Record:** same  
**Last:** W, 44-41 OT vs UConn



**Head Coach:** Willie Simmons  
**Record at FIU:** 2-1 (1 year)  
**Career Record:** 68-25 (9 years)  
**Last:** W, 38-28 vs FAU

saturday, september 20, 2025 | 6 pm | miami, fla. | pitbull stadium (20,000) | espn+

## OPENING KICK

► QB **Nick Minicucci** went 23-of-34 for 265 yards and a touchdown in the air against the Huskies. He also added a career-high three rushing touchdowns. Minicucci leads the team with 847 yards and five touchdown passes, while rushing for a team-best four touchdowns.


► RB **Jo Silver**, a preseason Doak Walker Award Candidate, ran the ball 15 times for a career-high 179 yards and two touchdowns last week, recording his first-career 100-yard game. This was highlighted by Delaware's longest play from scrimmage on the day, a 70-yard rush to the endzone. He leads UD's rushing attack with 260 yards on the season to go with two rushing touchdowns.

► WR **Kyre Duplessis** tallied his first-career 100-yard receiving outing against the Huskies, reeling in nine catches for 161 yards. He also registered the longest reception of his career at 68 yards. Duplessis leads Conference USA with 263 receiving yards and ranks 28th in the country.


► S **KT Seay** and LB **Dillon Trainer** lead the Hens in tackles with 24 apiece. Seay is coming off a career-best 13-tackle performance against UConn.

► Delaware is second in the conference in scoring offense, averaging 28.7 points per game. UD trails only WKU, who is putting up 39.0 points per contest.

## STAT LEADERS




**passing**  
69-of-106 (65.1)  
847 yds  
5 TDs, 1 INT



**rushing**  
32 att  
260 yds (8.1 YPC)  
2 TDs



**receiving**  
17 rec  
283 yds (15.5 YPC)  
2 TDs



**tackling**  
24 total  
0.5 tfl



**sacks**  
1.5 total  
2.5 tfl  
24 tackles

## 2025 SCHEDULE



aug. 28  
W, 35-17



sept. 6  
L, 31-7



sept. 13  
W, 44-41 OT  
Miami, Fla.  
ESPN+ | 6 PM



sept. 20  
W, 44-41 OT  
ESPN+ | 6 PM



oct. 3  
Newark, Del.  
CBSSN | 7 PM



oct. 15  
Jacksonville, Ala.  
ESPN 2 | 7 PM



oct. 22  
Newark, Del.  
ESPN 2 | 7:30 PM



nov. 1  
Lynchburg, Va.  
CBSSN | 3:30 PM



nov. 8  
Newark, Del.  
ESPN Net. | 3 PM



nov. 15  
Houston, Texas  
ESPN Net. | 1 PM



nov. 22  
Winston-Salem, NC  
TBA | TBA



nov. 29  
Newark, Del.  
ESPN Net. | 1 PM

\*all times ET

## DELAWARE FOOTBALL STAFF

### COACHING STAFF

Ryan Carty.....Head Coach  
 Terence Archer.....Asst. HC/Offensive Coordinator/WRs  
 Art Link.....Asst. HC/Safeties  
 Manny Rojas.....Defensive Coordinator  
 Rocco DiMeco.....Special Teams Coordinator/LBs  
 Sean Goldrich.....Pass Game Coord./QB's  
 Chris Rogers.....Run Game Coord./Offensive Line  
 Corico Wright.....Def. Pass Game Coord./Cornerbacks  
 Garrett Smith.....Asst. Special Teams Coordinator/TEs  
 Xavier Dye.....Running Backs  
 Kyre Hawkins.....Defensive Line  
 Tyler Ferguson.....Senior Offensive Analyst  
 Nick Hunter.....Senior Defensive Analyst  
 Ty Crabb.....Offensive Analyst  
 Brock Gingrich.....Offensive Analyst  
 Noah Plack.....Defensive Analyst  
 Carson Turner.....Defensive Analyst  
 Theo Brown.....Special Teams Analyst

### ACADEMICS

Angela Johnson.....Director, Student Services for Athletics  
 Carly Notaroberto.....Academic Advisor II

### ATHLETIC TRAINING & SPORTS MEDICINE

Annie Stock.....Assoc. Athletic Trainer/Head Football AT  
 Bria Butler.....Assistant Athletic Trainer  
 Garrett Miller.....Assistant Athletic Trainer  
 Andrew Reisman, MD.....Chief Medical Officer

### COMPLIANCE

Steven Reid.....Senior Assoc. AD, Compliance  
 Kyra Beljour.....Assistant AD, Compliance  
 Alli Dienes.....Assistant Director, Compliance

### COMMUNICATIONS

Ed LeFurge III.....Assistant AD, Communications  
 Eli Vaupen.....Associate Director, Communications  
 Noah Barraclough.....Assistant Director, Communications  
 Michael Riccio.....Social Media Coordinator

### EQUIPMENT

Alec Schwartz.....Head Football Equipment Manager  
 Jack Levis.....Assistant Equipment Manager

### OPERATIONS

Patrick Callaway.....General Manager  
 Jerry Oravitz.....Sr. Assoc. AD, Football/Chief of Staff  
 Michael Armstrong.....Assoc. AD, Football Operations  
 Haley Alioto.....Asst. Director, Football Ops/Recruiting  
 Ben Rubenstein.....Director, Player Personnel

### SPORTS PERFORMANCE

Chris Stewart.....Assoc. AD, Strength & Conditioning  
 Tom Evans.....Director, Strength and Conditioning  
 Evan Weinstein.....Asst. Strength & Conditioning Coach  
 Christina Rasnake.....Director, Sports Science & Analytics  
 Austin Mark.....Director, Performance Nutrition  
 Christine Jehu, PhD.....Senior Sport Psychologist

### VIDEO

JT Tober.....Director, Football Video/Analytics

sunday	monday	tuesday	wednesday	thursday	friday	saturday
OFF	p.m. walkthrough	a.m. practice	a.m. practice open to media 11:20 a.m. press conference	a.m. practice	a.m. practice	at FIU 6 p.m.

### interview requests

All interview requests for players, coaches, or staff members should be directed to Ed LeFurge III.

### practice regulations

Practices will be open to the media on the Wednesday of game week (Wednesday for Saturday games, Tuesday for Friday games, Monday for Thursday games, and Sunday for Wednesday games) for approximately 45-60 minutes depending on that day's schedule. Photo and video are only permitted during select practice periods. Advance notice is required to Ed LeFurge III. Otherwise, all practices are closed to all individuals except Delaware football personnel.

### weekly press conference

Ryan Carty's weekly media press conference will take place on the Wednesday of game weeks (Wednesday for Saturday games, Tuesday for Friday games, Monday for Thursday games, and Sunday for Wednesday games) at 11:20 a.m. ET with a brunch starting at 11 a.m. sponsored by Raising Cane's. Please contact Ed LeFurge III by 8 p.m. the previous day to RSVP.

### credentials

There will be limited media access inside Delaware Stadium both on the field and in the press box.

All credential requests for home games must be made through Ed LeFurge III. Game-by-game credentials must be requested at least 72 hours prior to the game. Local media requesting credentials for a road game must have that request in to Ed LeFurge III two weeks prior to the contest (preceding Monday) via email.

### media parking

Media parking at Delaware Stadium is available on a limited basis. Please contact Ed LeFurge III via email to obtain a parking pass.

### media will-call / entrance

Media attending games at Delaware Stadium must enter on the east side of the stadium at the southeast gate. Shuttles from the media parking lot will drop media off near that entrance. Credentials left at will-call must be picked up at the southeast ticket office **only**.

### locker room policy

Delaware maintains a closed locker room policy.

### post-game interview procedures


Following games, head coaches and players from both teams are made available to the media. Please address player requests to Ed LeFurge III and the visiting school's sports information representative by the 10-minute mark of the fourth quarter.

### collegepressbox

CollegePressBox.com is the official media website for Division I FBS football. Access and download weekly game notes, quotes, statistics, media guides, head shots, logos, and more for each conference and its member schools. Register for access at collegepressbox.com/register.

**collegepressbox**  
 SINCE 2005 EVERYTHING BUT THE PREGAME MEAL

## FOOTBALL COMMUNICATIONS



### ED LEFURGE III

Assistant AD, Communications  
 C: (732) 600-6552  
 lefurge@udel.edu  
 @EL3theSID

**Football Contact &  
 Credential Requests**



### ELI VAUPEN

Assoc. Director, Communications  
 C: (856) 701-833  
 evaupen@udel.edu  
 @eli\_vaupen

**Secondary  
 Football Contact**

## A NEW ERA

After a nearly 18-month wait, the new era is finally here and the University of Delaware Fightin' Blue Hens are officially full members of Conference USA as of July 1, 2025. Fourteen of UD's 22 varsity programs will be housed in CUSA, with seven others joining as affiliate members in the Atlantic Sun (women's lacrosse, men's and women's swimming & diving), Atlantic 10 (men's lacrosse), Mid-American Conference (rowing), The Summit League (men's soccer), and Atlantic Hockey America (ice hockey). Field hockey will play an independent schedule this fall as the department continues to work diligently to finalize a new conference for the reigning CAA champions.

An athletic department built on history and tradition, Delaware brings an abundance of success to CUSA having won 10 national championships, 172 team conference titles, 282 individual conference crowns, 342 major conference awards, 2,655 all-league selections, and 543 all-americans.

UD student-athletes complement their athletic success with strong academic performances. During the 2024-25 academic year, the Blue Hens compiled a cumulative 3.41 grade-point average—the highest in department history, excluding academic terms impacted by COVID-19. This marked the 11th-consecutive year and

the 23rd-straight semester in which UD student-athletes have posted a 3.00 GPA or better.

The move will push the Delaware brand across the nation, spanning from the northeast down into Florida, and west as far as New Mexico. However, the reach won't stop there. At least five football games will hit the national scene on CBS Sports Network/ESPN family of networks, including a non-conference tilt on FOX against Colorado. Men's and women's basketball will also have the chance to play nationally televised games as part of CUSA's media rights agreement with CBS Sports Network and ESPN.

Speaking of reach, Delaware's initial announcements about joining Conference USA reached over two billion people according to social media analytics. Put that into perspective – just over one million people live in the state of Delaware. That means these announcements reached over 2,000 Delawares.

Football has already benefitted, nearly filling its schedule through the 2029 season! These opponents include Power 4 games at Colorado and Wake Forest in its inaugural FBS season and hosting UConn in the first FBS game at Delaware Stadium. Other Power 4 road games include Vanderbilt,

Virginia, Penn State, Maryland, Pitt, and Indiana. FBS home-and-home series are set with Coastal Carolina, James Madison, Temple, and Buffalo.

Conference USA is an NCAA Division I conference championing success in college athletics through dedicated leadership, dynamic partnership, and diverse membership. Founded in 1995 and based in Dallas, CUSA is home to nine schools: FIU, Jacksonville State, Liberty, Louisiana Tech, Middle Tennessee, New Mexico State, Sam Houston, UTEP, and WKU. Kennesaw State joined the league in 2024 and Delaware begins competition in 2025.

"Adding the University of Delaware is a tremendous opportunity for Conference USA as we strategically position ourselves for continued success," Conference USA Commissioner Judy MacLeod said. "We are excited to add the state's flagship university with its rich history in athletics and academics and look forward to our partnership with President Dennis Assanis, Director of Athletics Chrissi Rawak, and their leadership group."



### CUSA SPONSORED DELAWARE SPORTS

- Baseball
- M/W Basketball
- W Cross Country/Track & Field
- Football
- M/W Golf
- W Soccer
- Softball
- M/W Tennis
- Volleyball

### OTHER DELAWARE SPORTS AFFILIATIONS

- Field Hockey
- W Ice Hockey
- M Lacrosse
- MPSF
- W Lacrosse
- W Rowing
- M Soccer
- M/W Swim/Dive
- Atlantic Sun
- Mid-American
- The Summit League
- Atlantic Sun

## QUICK FACTS

School.....	University of Delaware
Location.....	Newark, Del.
Founded.....	1743
Enrollment.....	24,039
Interim President.....	Laura Carlson
School Website.....	www.udel.edu
Nickname.....	Fightin' Blue Hens
School Colors.....	Blue & Gold
Athletics Website.....	www.bluehens.com
Interim Director of Athletics.....	Jordan Skolnick
Conference.....	Conference USA
Website.....	www.conferenceusa.com

## FOOTBALL PROGRAM

Stadium.....	Delaware Stadium
Surface.....	FieldTurf
Capacity.....	18,077
First Season of Football.....	1889
All-Time Record.....	741-486-43
All-Time Delaware Stadium Record.....	341-117-4
National Championships.....	6 (2003)
Conference Championships.....	17 (2020-21)
Head Coach.....	Ryan Carty (Delaware '06)
Career Record.....	28-12 / 4 seasons
Record at UD.....	same
2024 Record.....	9-2
Letterwinners Returning/Lost.....	74/34
Starters Returning/Lost	
Offense.....	5/6
Defense.....	8/3
Special Teams.....	3/0
Newcomers.....	36
2024 Overall Record.....	9-2
2024 CAA Record.....	6-2
2024 CAA Finish.....	3rd
2024 Postseason.....	n/a

## TABLE OF CONTENTS

Football Staff / Media Information.....	2
A New Era.....	3
Quick Facts / Stat Comparison.....	4
Career Games/Starts / On This Date.....	5
Career Games/Starts / All-Time OT.....	6
Games Played/Started Streaks.....	7
Delaware Record When / Carty v. Opp.....	8
Weekly Connections.....	9
2025 Award List.....	10
Stat Superlatives.....	11
Game Notes.....	4-11
University of Delaware.....	12-13
Record Watch / Future Opponents.....	14
Single Game Records.....	15
Career Touchdowns.....	16
Position by Position.....	14-16
Players to Watch.....	17-19
Rosters / Pronunciations.....	20-24
Ryan Carty.....	25
Assistant Coaches / Support Staff.....	26-27
Hens in the NFL.....	28
Delaware Stadium.....	29
Whitney Athletic Center.....	30
Conference USA.....	31
Opponent Schedules/Results.....	32
Career Stats.....	33-49
2025 Statistics.....	50-61
Starters by Game.....	62
Misc. Stats.....	63-64
Last Time When.....	65-67
Box Scores.....	68-71

## WHAT TO LOOK FOR...

- A win would be Delaware's first in CUSA
- QB **Nick Minicucci** has accounted for at least one touchdown in each game this season
- Delaware enters Saturday's game at 7-1 in night games (6 p.m. or later) under Carty

## THIS WEEK

## birthday boy

LB **Julius Puryear** turns 19 when the Hens take on the Panthers.

## last time in the sunshine state

Delaware last played in The Sunshine State when the Fightin' Blue Hens topped Rollins 14-13 on November 13, 1948. The game took place in Winter Park, Florida in what is present day Camping World Stadium.

## hello, old friend

Willie Simmons is no stranger to the Blue Hens and **Ryan Carty**, despite never facing them during his 20-year coaching career. He was the starting quarterback for the 2003 The Citadel Bulldogs, who came to Newark on September 6 of that year. Simmons went 14-for-24 against the Fightin' Blue Hen defense, throwing for 194 yards. Carty made his collegiate debut in that contest, where he rushed twice for 14 yards and his first career touchdown.

## PROGRAM NOTES

## win for the record book

With its 44-41 OT win over UConn, Delaware tallied its first win as a FBS program over another FBS program.

## a new era

Delaware enters a new era of Blue Hens athletics as UD makes the jump to FBS football and Conference USA. The Blue & Gold were the first program to announce a transition from FCS to FBS once the transition fee jumped from \$5 thousand to \$5 million. The entire \$5 million was paid for by donors with the money being raised in a seven-month span.

## student attendance record

In the home opener against Delaware State, the Hens set a student attendance record of 5,756, which surpassed the previous total of 5,273 in the home opener against Delaware State on Sept. 10, 2022.

## royal company

The University of Delaware is one of just three institutions with an alumnus elected President (**Joe Biden**), a Super Bowl MVP (**Joe Flacco**), and an NFL MVP (**Rich Gannon**), along with Stanford and Michigan.

## coaching royalty

Delaware has three coaches in the College Football Hall of Fame: **Bill Murray** (Class of 1974), **Dave Nelson** (Class of 1987), and **Tubby Raymond** (Class of 2003), which is the most in Conference USA. LA Tech has two, while Middle Tennessee and New Mexico State have one each.

## standing in the hall of fame

Football alums **Pat Devlin** and **Joe Carbone** were inducted into the University of Delaware Athletics Hall of Fame the night before the UConn game and were honored at halftime.

## g6 wins

Entering 2025, Delaware is tied with Army for the second most wins all-time amongst Group of Six programs at 739. Navy leads the pack with 748. Miami (OH) is fourth with 733 followed by Appalachian State with 669.

## great track record

Delaware entered the 2025 campaign with a 38-9 all-time record against opponents on this season's schedule.

## STATISTICAL COMPARISON

Category	DEL	CUSA	FIU	CUSA
Scoring Offense	28.7	2nd	26.7	3rd
Scoring Defense	29.7	9th	23.7	4th
Total Offense	445.3	2nd	384.7	4th
Total Defense	422.7	9th	411.0	7th
Passing Offense	289.3	2nd	188.7	7th
Passing Defense	254.3	9th	261.3	10th
Rushing Offense	156.0	5th	196.0	2nd
Rushing Defense	168.3	5th	149.7	4th
Third Down Conversions	42.1%	3rd	38.6%	6th
Third Down Conversion Defense	41.9%	6th	35.6%	3rd
Red Zone Offense	72.7%	8th	83.3%	t-6th
Red Zone Defense	100.0%	t-10th	66.7%	t-1st
Sacks Against	9	t-9th	4	t-2nd
Sacks For	8	3rd	6	t-5th
Interceptions	2	t-5th	3	t-3rd
Time of Possession	29:11	6th	33:24	1st



## PROGRAM NOTES

**bowl bullies**

UD is the only team in Conference USA to square off with all five bowl teams in the league from a season ago (LA Tech, Liberty, Jax State, Sam Houston, and WKU). Of the 12 games on UD's schedule, seven of them are against teams who played in a bowl game in 2024 with Colorado and UConn joining the five CUSA teams.

**fcs history**

UD ended its time at the FCS level tied with Northern Iowa for the fifth-most FCS Playoff wins all-time at 26.

**no fly zone**

While a member of the CAA, Delaware's defense only allowed back-to-back 300-yard passing games one time. In that sequence of two games in 2014, one of the quarterbacks to trouble the Fightin' Blue Hens defense was current assistant coach, **Sean Goldrich**, led by then offensive coordinator, **Ryan Carty**, at New Hampshire.

**for the 302**

Delaware is one of 11 states that are represented by one area code. Delaware is the 302, while the other states are: Alaska, Hawaii, Maine, Montana, New Hampshire, North Dakota, Rhode Island, South Dakota, Vermont, and Wyoming.

**we're in the game**

The Delaware Fightin' Blue Hens made their return to the video game world as they were added to EA Sports College Football 26 after the jump to FBS. The Hens last appeared in the college football video game in NCAA Football 2011. To create more buzz around UD in the game, Delaware created the Delaware Dynasty Challenge which exploded in popularity since launch, inspiring fans nationwide to take control of the Blue Hens and chase a national championship. To date, there have been more than 268 submissions from 45 states and four countries, showcasing users that have successfully guided UD to a national championship win. Each entry gives fans a chance to win a trip to a football game of their choice and a Delaware merchandise bundle.

**blue hens on the airwaves**

For the 27th-straight season, Delaware football games will be carried on FM radio on 94.7 WDSD.

**best bird in the land**

YoUDEe is one of 11 NCAA inductees in the Mascot Hall of Fame, including one of two from Conference USA, joining Big Red from WKU. The beloved Fightin' Blue Hens' mascot turns 32 on September 4, 2025.

**birds of a feather**

With over 1,100 schools across three divisions in the NCAA, the Blue Hens are one of two institutions with the nickname in the hen family. Pomona-Pitzer, a division III institution, is nicknamed the Sagehens. Both South Carolina and Jacksonville State have the nickname Gamecocks and Coastal Carolina is the Chanticleers, which both fall in the rooster family.

## COACHES/STAFF NOTES

**not goin' anywhere**

The University of Delaware and Head Football Coach **Ryan Carty** have agreed upon a contract extension that will keep him at the helm of the football program through 2030. The Blue & Gold have gone 26-11 under Carty, and the Blue Hens advanced to the FCS Playoffs in each of his first two seasons, winning first-round games in 2022 and 2023. UD has won at least eight games in three-straight years for the first time since the 1995-97 seasons. The nine wins in both 2023 and 2024 marked the first back-to-back nine-win seasons since 2003-04. Delaware's win over Rhode Island in 2024 was Carty's 25th career victory, tying him with David Nelson for the third-fastest Delaware coach to reach 25 wins.

**home sweet home**

UD posts a better record at home under **Ryan Carty** (20-3) compared to on the road (8-9).

**not afraid of the dark**

Under **Ryan Carty**, the Blue Hens are 7-1 in night games (6 p.m. or later kickoff time).

## CAREER GAMES/STARTS

QUARTERBACKS	GP/UD	GS/UD
Nick Minicucci	18/18	8/8
Zach Marker	10/10	7/7
Braden Streeter	3/3	--

RUNNING BACKS	GP/UD	GS/UD
Jo Silver	29/29	4/4
Saeed St. Fleur	27/27	--
Viron Ellison Jr.	14/3	--
Greg Spiller	3/3	--

WIDE RECEIVERS	GP/UD	GS/UD
Kyre Duplessis	42/3	3/3
Max Patterson	39/14	5/5
Nick Laboy	34/14	24/4
Declan O'Brien	34/4	20/0
Jake Thaw	30/13	2/2
Thomas Amankwaa	27/0	--
Ja'Carree Kelly	18/18	9/9
Donovan Lewis	11/11	--
Ashton Navarrete	11/0	--
Matthew McKinley-Daniels	4/4	--
Sean Wilson	4/4	3/3
Brandon Rehmann	3/2	--
Nick Tyree	2/2	--
Dan Parisi	1/1	--

TIGHT ENDS	GP/UD	GS/UD
Connor Witthoft	37/14	6/0
Elijah Sessoms	27/27	5/5
Scott Moore	3/3	--
Jackson Whitacre	3/3	--

OFFENSIVE LINEMEN	GP/UD	GS/UD
Patrick Shupp	48/48	39/39
Fintan Brose	46/46	29/29
Patrick Methlie	24/0	23/0
Cole Snyder	21/21	1/1
Steven Demboski	17/17	3/3
Anwar O'neal	16/16	14/14
Anthony Caccese	11/11	3/3
Wahkeem Roman	5/0	4/0
Noah Rosahac	3/3	3/3
Tyler Burnham	1/1	--
Thomas Chernasky	1/1	--
Jaime Rosario	1/1	--
Carter Sareyka	1/1	--

## ON THIS DATE IN DELAWARE FOOTBALL HISTORY...

SEPT

20

Delaware is 5-2 on this date and has won four of the last five games with the most recent win coming against West Chester in 2003.

Head coach **Ryan Carty** aided the Hens to a 48-7 rout of the Rams as he tallied 42 rush yards on two attempts and a touchdown. In the air, the gunslinger went 0-for-3.

## CAREER GAMES/STARTS

DEFENSIVE ENDS	GP/UD	GS/UD
Ethan Saunders	41/41	5/5
Noah Matthews	29/3	5/3
Q'yaer Price	16/12	--
Nate Ray	3/3	--
Kaeden Singleton	3/3	--
Brandon Gorham	2/2	--

DEFENSIVE TACKLE	GP/UD	GS/UD
Jack Hall	46/46	24/24
Nick Karika	33/27	5/5
Keyshawn Hunter	29/21	18/18
Dominick Brogna	28/28	7/7
James Yelbert Jr.	25/25	--
Kion Wright	11/11	--
Trace Scott III	7/7	--

LINEBACKERS	GP/UD	GS/UD
Dillon Trainer	46/46	23/23
Marje Mulumba	36/20	22/6
Blake Matthews	28/13	1/1
Gavin Moul	26/26	14/14
Anthony Crenshaw Jr.	17/17	--
Mekhi Carmon	14/14	--
Colin Gallagher	6/6	--
Meikhi Cuttino	3/3	--
Chris Collot	2/2	--
Jawarren Corbin	2/2	--

CORNERBACKS	GP/UD	GS/UD
Keontae Jenkins	25/0	--
Nyair Domnie	26/26	--
A'Khoury Lyde	24/24	12/12
Nate Evans	20/14	5/5
Kshawn Cox Jr.	13/13	3/3
Jamarion Kolagbodi	3/3	--

SAFETIES	GP/UD	GS/UD
Jason Scott	42/14	12/12
Hasson Manning Jr.	27/27	10/10
KT Seay	26/26	24/24
Mysonne Pollard	14/14	3/3
Kahlil Ali	13/3	--
Noah Jefferson	3/3	--
Nasir Eatmon	2/2	--
AJ Graham	2/2	--
Nate Spak	1/1	--

SPECIALISTS	GP/UD
Nate Reed	36/25
Josh Cupitt	32/11
Brenden Lach	32/3
Noah Vitko	18/18
Skyler Sholder	2/2

## age is just a number

**Ryan Carty** (42) is the third-youngest head coach in Conference USA and the 21st-youngest in FBS. Only Missouri State's Ryan Beard (36) and UTEP's Scotty Walden (35) are younger in CUSA. FAU's Zach Kittley is the youngest FBS head coach at 33.

## baby blue hen

Assistant coach **Chris Rogers** and his wife Stephanie welcomed their first child the day after his Blue Hens defeated Delaware State. Baby boy **Rush Rogers** was born on Friday, August 29 around 1 a.m.

## the portal giveth, but does not always taketh

In an unprecedented era in college football, the transfer portal can run rampant in the offseason. So far, it's been a positive for **Ryan Carty** and co., as the Hens have gained 54 players in the portal and only losing 34 since his hiring in 2022. Out of the 15 Blue Hens to make all-conference teams in the 2024 season, six were acquired via the transfer portal. Four players who have graduated from Delaware after transferring in have earned time with NFL squads (**Joshua Stevens**, **Jackson Taylor**, **Tyron Herring**, and **Phil Lutz**).

## non-conference, no problem

**Ryan Carty** boasts a record of 10-2 in non-conference games with the losses coming at No. 5 Penn State in 2023 and at Colorado this season.

## blue &amp; gold or all black, please

Under **Ryan Carty**, Delaware is 6-0 when wearing black on black uniforms and 9-1 in the traditional blue on gold.

## fast start fightin' blue hens

Delaware is 22-5 over the first three months of the season under **Ryan Carty**, including 3-0 in August, 10-2 in September, and 9-3 in October.

## he's a winner

Over his tenure, **Ryan Carty** has always had a winning-record, and has never dropped below .500 in a given season.

## it's all about the turnover margin

Under head coach **Ryan Carty**, the Blue Hens are 20-0 when winning the turnover ratio. They are 11-0 in games they haven't committed a turnover, and 10-0 when having a turnover margin of +2 or better in a game, including four games in 2024.

## hens on tv

**Ryan Carty** holds a 1-1 record in national TV games, having defeated Navy 14-7 for his first career win in 2022. The game was broadcast on CBS Sports Network. Delaware is set to play at least five regular season games on national TV - Colorado (FOX), WKU (CBS Sports Network), Jax State (ESPN2), Middle Tennessee (ESPN2), and Liberty (CBS Sports Network).

## ALL-TIME OVERTIME GAMES

DATE	OPPONENT	RESULT	WINNING PLAY
Sep. 13, 1986	New Hampshire (H)	L, 28-21 OT	Norm Ford 14-yard pass from Bob Jean
Oct. 31, 1987	Maine (H)	L, 59-56 2OT	Peter Borjestedt 25-yard FG
Nov. 21, 1987	Boston University (H)	W, 17-10 OT	Gil Knight 11-yard run
Nov. 30, 1991	James Madison (H)	L, 42-35 2OT *	Kenny Sims 25-yard run
Sep. 17, 1994	Villanova (A)	W, 38-31 OT	Norman Coleman 25-yard run
Nov. 2, 1996	William & Mary (A)	L, 10-7 OT	Brian Shallcross 42-yard FG
Sep. 12, 1998	Villanova (A)	L, 34-31 OT	Casey Hannon 35-yard FG
Sep. 2, 1999	William & Mary (H)	W, 34-27 OT	Butter Pressey 19-yard run
Oct. 30, 1999	Northeastern (A)	W, 37-34 OT	James O'Neal 3-yard run
Nov. 20, 1999	Villanova (A)	L, 51-45 OT	Ducarmel Augustin 25-yard run
Nov. 4, 2000	New Hampshire (H)	L, 45-44 OT	Brian Mallette 7-yard pass from Ryan Day
Oct. 19, 2002	Rhode Island (A)	L, 17-14 2OT	Shane Laisle 34-yard FG
Nov. 1, 2003	Maine (H)	W, 24-21 OT	Brad Shushman 36-yard FG
Nov. 15, 2003	Massachusetts (H)	W, 51-45 3OT	Justin Long 4-yard pass from Andy Hall
Dec. 4, 2004	William & Mary (A)	L, 44-38 2OT *	Jon Smith 7-yard run
Sept. 10, 2005	Lehigh (H)	W, 34-33 OT	Omar Cuff 16-yard pass from Sonny Riccio;
		Lehigh missed PAT	
Nov. 10, 2007	Richmond (H)	L, 62-56 5OT	Josh Vaughan 13-yard run
Nov. 20, 2010	Villanova (H)	L, 28-21 OT	Aaron Ball 1-yard run
Nov. 3, 2012	Towson (H)	L, 34-27 OT	Terrance West 3-yard run
Sept. 27, 2014	James Madison (A)	W, 30-23 OT	Jerel Harrison 4-yard pass from Trent Hurley
Oct. 21, 2017	Richmond (H)	W, 42-35 2OT	Kani Kane 1-yard run
Sept. 7, 2019	Rhode Island (A)	W, 44-36 3OT	Will Knight 24-yard pass from Pat Kehoe
Sept. 13, 2025	UConn (H)	W, 44-41 OT	Nick Minicucci 13-yard run
* - NCAA Playoffs		11-12 all-time / 3-5 in multiple OT / 7-7 at home / 4-5 on the road	

## COACHES/STAFF NOTES

**keepin' it in the family**

**Ryan Carty** is the fifth of Delaware football's 24 all-time head coaches who have also graduated from the institution (**Ira Pierce** 1896, **Clarence A. Short** 1902, 1906, **Joseph J. Rothrock** 1927-28, **K.C. Keeler** 2002-12, and Carty 2022-pres). Carty is one of 17 FBS head coaches working at their alma mater. Carty, a quarterback, graduated from Delaware in 2006 with a degree in management. He was a part of the 2003 FCS National Championship team and was a team captain his senior season. He is one of two head coaches at his alma mater in Conference USA, joining Tony Sanchez of New Mexico State. Other FBS coaches at their alma mater include: Trent Bray (Oregon State), Jeff Brohm (Louisville), Troy Calhoun (Air Force), Timmy Chang (Hawaii), Mario Cristobal (Miami), Kenny Dillingham (Arizona State), Michael Desormeaux (Louisiana), Thomas Hammock (NIU), Brent Key (Georgia Tech), Clark Lea (Vanderbilt), Mike Gundy (Oklahoma State), Rich Rodriguez (West Virginia), Tony Sanchez (New Mexico State), Kalani Sitake (BYU), and Kirby Smart (Georgia).

**new faces**

UD football welcomed six new members to its staff for the 2025 season: **Patrick Callaway** (General Manager/Senior Associate AD, Football), **Xavier Dye** (Running Backs Coach), **Brock Gingrich** (Offensive Analyst), **Noah Plack** (Defensive Analyst), **Carson Turner** (Defensive Analyst), and **Theo Brown** (Special Teams Analyst).

**love at first sight**

Senior Offensive Analyst **Tyler Ferguson** and Head Football Athletic Trainer **Annie Stock** got engaged after practice in front of the team on the very field that the two met. The proposal went viral on social media and was featured on Good Morning America, The Today Show, and other outlets.

**restricted air space**

In six seasons under defensive coordinator **Manny Rojas**, the Fightin' Blue Hens have not allowed opposing teams to throw for 300 or more yards in consecutive games.

**coaches coaching coaches**

**Ryan Carty** served as the head coach for Offensive Analyst **Brock Gingrich** and Defensive Analyst **Noah Plack** at Delaware. While at New Hampshire, Carty was the offensive coordinator and quarterbacks coach for an offense led by Blue Hen Pass Game Coordinator/Quarterbacks **Sean Goldrich**. Assistant Head Coach/Safties **Art Link** was the head coach at Christopher Newport University tutoring current Delaware Offensive Analyst **Ty Crabb**, Senior Defensive Analyst **Nick Hunter**, and Defensive Analyst **Carson Turner** during their playing careers.

**3-high life**

UD is one of 23 FBS teams to run a 3-3-5 defense. Defensive Coordinator **Manny Rojas** began dabbling in the system back at Liberty in 2009. The defense originated at Iowa State, but Rojas has taken it and made it his own system. Former Blue Hens DC **Chris Cosh** worked with Rojas on creating Delaware's version of this system. Other FBS programs that run the 3-3-5 are Army, Auburn, Baylor, Cincinnati, FAU, Florida, Florida State, Georgia, Houston, Iowa State, Kansas State, Marshall, Mississippi State, Nebraska, Sam Houston, Syracuse, TCU, Troy, UConn, UTEP, USF, and West Virginia.

**the gm**

**Patrick Callaway** became the first general manager of Delaware football in program history in January 2025. Callaway was an outstanding linebacker for the Blue Hens from 2011-14, starting in 44 of his 46 career games played and serving as a team captain as a senior in 2014. He registered 303 career tackles, one of just 20 UD players to reach the 300-tackle milestone. Following his graduation from Delaware in 2014, Callaway entered the scouting profession. He spent a year working for Optimum Scouting, where he analyzed NFL draft prospects out of the ACC ahead of the 2016 NFL Draft. Callaway joined the Tennessee Titans in 2016, working as a scouting assistant before being promoted to a college area scout in 2017. As a scout, he developed a league-wide reputation for finding gems in the late rounds of the draft as well as undrafted free agency while also contributing to the evaluations of multiple draft picks that developed into Pro Bowl players.

## CURRENT STREAKS

	Consecutive GP/GS	Pos
Ethan Saunders	39/2	DE
Nick Laboy	34/0	
Elijah Sessoms	27/3	TE
Jo Silver	27/3	RB
Nick Karika	27/2	DT
Dominick Brogna	27/1	DT
Hasson Manning Jr.	27/0	
Saeed St. Fleur	26/0	
Brenden Lach	25/0	
Gavin Moul	23/14	LB
Nyair Domnie	23/0	
Nate Reed	23/0	
KT Seay	22/15	S
Noah Matthews	20/3	DE
Marje Mulumba	18/1	LB
Anwar O'neal	14/14	LT
Nate Evans	14/3	CB
Mysonne Pollard	14/3	S
Ja'Carree Kelly	14/1	WR
Jason Scott	14/0	
Mekhi Carmon	14/0	
Anthony Crenshaw Jr.	14/0	
Max Patterson	14/0	
Connor Witthoft	14/0	
James Yelbert Jr.	14/0	
Noah Vitko	9/0	
Nick Minicucci	8/2	QB
Viron Ellison Jr.	8/0	
Dillon Trainer	7/6	LB
Kyre Duplessis	6/3	WR
Kshawn Cox Jr.	5/3	CB
Jack Hall	5/0	
Cole Snyder	5/0	
Fintan Brose	4/3	LG
Trace Scott III	4/0	
Anthony Caccese	3/3	RG
Noah Rosahac	3/3	RT
Sean Wilson	3/3	WR
Colin Gallagher	3/0	
Keyshawn Hunter	3/0	
Kahlil Ali	3/0	
Meikhi Cuttino	3/0	
Noah Jefferson	3/0	
Jamarion Kolagbodi	3/0	
Scott Moore	3/0	
Declan O'Brien	3/0	
Kaeden Singleton	3/0	
Greg Spiller	3/0	
Jackson Whitacre	3/0	
Brandon Gorham	2/0	
Nick Tyree	2/0	
Steven Demboski	1/1	C
Nasir Eatmon	1/0	
AJ Graham	1/0	
Blake Matthews	1/0	



## DELAWARE RECORD WHEN...

	2025	CARTY
Overall	2-1	28-12
Conference	0-0	16-8
Non-conference	2-1	10-2
Playoffs (FCS)	--	2-2
Home	2-0	20-3
Away	0-1	8-9
Neutral	0-0	0-0
Current streak	W1	W1
Current home streak	W2	W9
Current road streak	L1	L4
Current neutral streak	--	--
Day game	1-1	20-11
Night game	1-0	8-1
August	1-0	3-0
September	1-1	10-2
October	0-0	9-3
November	0-0	6-5
December	0-0	0-2
vs. Top 5 teams	0-0	0-0
vs. Top 10 teams	0-0	0-1
vs. Top 25 teams	0-0	0-1
vs. unranked teams (FBS)	1-1	2-1
vs. unranked teams (FCS)	1-0	22-3
On natural grass	0-0	2-3
On artificial surface	2-1	26-9
Scoring first	1-0	18-3
Opponent scores first	1-1	10-9
Leading after 1st	1-0	19-1
Trailing after 1st	0-1	5-9
Tied after 1st	1-0	4-2
Leading at halftime	2-0	23-1
Trailing at halftime	0-1	4-10
Tied at halftime	0-0	1-1
Leading after 3rd	2-0	26-1
Trailing after 3rd	0-1	2-10
Tied after 3rd	0-0	0-1
Overtime	1-0	1-0
Scoring 0-19	0-1	1-8
Scoring 20-29	0-0	6-4
Scoring 30-39	1-0	6-0
Scoring 40+ points	1-0	15-0
Allowing 0-19	1-0	19-0
Allowing 20-29	0-0	6-5
Allowing 30-39	0-1	7-3
Allowing 40+ points	1-0	3-1
Game decided by 1-9	1-0	7-4
Game decided by 10-19	1-0	5-2
Game decided by 20-29	0-1	7-3
Game decided by 30-39	0-0	7-2
Game decided by 40+	0-0	2-1
With 100-yard rusher	1-0	11-1
Allow 100-yard rusher	2-0	5-5
With 300-yard passer	0-1	9-3
Allow 300-yard passer	1-0	2-3
Outgained opponent	1-0	25-3
Outgained by opponent	1-1	3-9
No turnovers	1-0	11-0
One to three turnovers	1-1	15-10
Four or more turnovers	0-0	2-2
No takeaways	1-1	3-5
One to three takeaways	1-0	24-7
Four or more takeaways	0-0	1-0
Win turnover margin	1-0	20-0
Tie turnover margin	1-0	4-2
Lose turnover margin	0-1	4-10
Win time of possession	1-0	18-5
Lose time of possession	1-1	10-7
Black on black uniform	0-0	6-0
Blue on gold uniform	1-0	9-1
Blue on blue uniform	1-0	5-2
Blue on white uniform	0-0	0-0
White on blue uniform	0-0	4-4
White on gold uniform	0-0	1-1
White on white uniform	0-1	3-4

## PLAYER NOTES

## pff rankings

RB **Jo Silver** has the 16th-highest PFF run grade (83.3) nationally among running backs, while ranking second among Conference USA RBs, trailing only LA Tech's Clay Thevenin (86.6).

WR **Kyre Duplessis** is the 18th-best overall receiver in the country based on offensive grade (81.9) according to PFF, and the best in Conference USA.

DT **Nick Karika** is the 32nd ranked overall interior defender in the country based on defensive grade (80.6) according to PFF, and the 2nd-best in Conference USA behind Middle Tennessee's Damonte Smith (81.3).

TE **Elijah Sessoms** has the second-best PFF pass blocking grade (75.3) among CUSA TEs, while ranking 22nd-nationally. He onyl trails WKU's Noah Meyers (75.4).

## first game, first weekly nod

OL **Steven Demboski** returned to the lineup against UConn after missing the first two games. He guided the Hens to an overtime win over UConn and a 247-yard rushing effort.

## milestone win, milestone game

Several Hens registered career games in the 44-41 OT win over UConn.

RB **Jo Silver** posted his first-ever 100+ rushing yard effort with 179 yards on 15 carries. He also notched his first 2+ rushing TD game, along with a career-long 70-yard run.

WR **Kyre Duplessis** caught a career-best nine receptions for a best-effort 161 yards and a career-long 68-yard reception.

S **KT Seay** recorded 13 tackles for his all-time best.

K **Nate Reed** hit a career-best 43-yard field goal to send the game to overtime.

## buck fifty boys

RB **Jo Silver** (179 rush yards) and WR **Kyre Duplessis** (161 receiving yards) each eclipsed the 150-yard plateau in the win over UConn. It was the first time a Blue Hen has rushed for 150+ yards and another had 150+ receiving yards since **Omar Cuff** (189 rush yards) and **Mark Duncan** (157 receiving yards) on November 10, 2007 in 62-56 5OT loss vs Richmond.

## first-ever cusa pow

OL **Fintan Brose** picked up the program's first-ever CUSA Player of the Week award for his performance over Delaware State. Brose shifted positions along the offensive front to make his first-ever start at center in the absence of injured OL **Steven Demboski**.

## no time like the present

All three of UD's starting wide receivers from the season opener, **Kyre Duplessis**, **Jake Thaw**, and **Sean Wilson**, recorded their first career starts.

## milestone moments

Not only did WRs **Kyre Duplessis** and **Jake Thaw** make their first career starts against the Hornets, both set career marks. Duplessis in receptions (7) and yards (89), while Thaw did so in yards (92) and longest reception (50). QB **Nick Minicucci** also set career marks in completions (28), attempts (36), and yards (270). S **Kahlil Ali** recorded his first career interception and touchdown.

## wuerffel watch list

University of Delaware football WR **Jake Thaw** was named the team's Allstate AFCA Good Works Team nominee. The Allstate AFCA Good Works Team and the Allstate Wuerffel Trophy recognize college football athletes for their good work off the field and their unwavering commitment to community service.

## CARTY ALL TIME VS OPPONENTS

Albany	1-0	Hampton	2-0	New Hampshire	1-0	Stony Brook	1-0
Bryant	1-0	Lafayette	1-0	Penn	1-0	Towson	2-0
Campbell	2-0	Maine	1-0	Penn State	0-1	Villanova	0-3
Colorado	0-1	Monmouth	2-0	Rhode Island	2-0	William & Mary	0-1
Connecticut	1-0	Montana	0-1	Richmond	0-2		
Delaware State	2-0	Morgan State	1-0	Sacred Heart	1-0		
Duquesne	1-0	N.C. A&T	2-0	Saint Francis	2-0		
Elon	0-2	Navy	1-0	South Dakota St.	0-1		



## PLAYER NOTES

**there's a first for everything**

15 Hens made their debuts for UD against Delaware State (LB **Meikhi Cuttino**, WR **Kyre Duplessis**, RB **Viron Ellison Jr.**, S **AJ Graham**, S **Noah Jefferson**, CB **Jamarion Kolagbodi**, P **Brenden Lach**, DE **Noah Matthews**, TE **Scott Moore**, WR **Brandon Rehmann**, DE **Kaeden Singleton**, RB **Greg Spiller**, OL **Noah Rosahac**, & TE **Jackson Whitacre**), including nine making their collegiate debuts (Cuttino, Graham, Jefferson, Kologbodi, Moore, Singleton, Spiller, Rosahac, & Whitacre). Five also tallied their first career starts (Duplessis, OL **Anthony Caccese**, Rosahac, WR **Jake Thaw**, & WR **Sean Wilson**).

**preseason accolades**

Seven football players landed on Phil Steele's 2025 Preseason CUSA Team. LB **Gavin Moul**, OL **Anwar O'neal**, S **KT Seay**, and RB **Jo Silver** fell on the second team, while PR **Jake Thaw** was a third team selection. K **Nate Reed** and OL **Patrick Shupp** rounded out the cohort on the fourth team.

Twelve football players landed on Athlon's 2025 Preseason CUSA All-Conference Teams. Three Fightin' Blue Hens, OL **Anwar O'neal**, S **KT Seay**, and RB **Jo Silver** earned first-team honors, while LB **Gavin Moul** found himself on the second team. OL **Fintan Brose**, DT **Keyshawn Hunter**, LB **Dillon Trainer**, and CB **Nate Evans** were placed on the third team. WR **Jake Thaw** earned third team as a punt returner, while landing on fourth team as a wide receiver. Joining Thaw on the fourth team were DT **Jack Hall** and CB **A'Khoury Lyde**.

The 12 head coaches of Conference USA voted on the 2025 preseason watch list. Five student-athletes from each of the conference's 12 member institutions were recognized as key players to watch ahead of the 2025 season. For the Fightin' Blue Hens, the list featured OL **Fintan Brose**, LB **Gavin Moul**, OL **Anwar O'neal**, K **Nate Reed**, and S **KT Seay**.

**east-west shrine bowl 1000**

Delaware OL **Fintan Brose** was named to the East-West Shrine Bowl 1000. Every year, about 1,000 all-star game-eligible players are drafted, signed after the draft, or attend a rookie mini camp. The aim of the Shrine Bowl 1000 is to serve as a look into the Shrine Bowl scouting process, as well as begin to preview college players who are currently all-star game eligible for the 2026 East-West Shrine Bowl and 2026 NFL Draft class.

**doak walker candidate**

Delaware RB **Jo Silver** was named a candidate for the Doak Walker Award. It is the first time a Fightin' Blue Hen has been named a candidate for a major FBS award in program history. The Doak Walker Award honors the top running back in college football annually. Established in 1990, it is named in honor of Doak Walker, a former running back who played for the SMU Mustangs and is presented by the PwC SMU Athletic Forum.

**on the mark**

**Zach Marker** set the Delaware record for consecutive pass attempts (197) without an interception, breaking the previous record of 176 held by **Joe Flacco**. The streak started during the 2023 season at Penn State and is still active.

**old fellas**

UD features five Hens in their sixth year with the program: OL **Fintan Brose**, DT **Jack Hall**, DE **Ethan Saunders**, OL **Patrick Shupp**, and LB **Dillon Trainer**.

**switching sides**

OL **Fintan Brose** started his career as a defensive lineman for UD. After switching sides, he's been targeted as a potential pro on the offensive line.

**first-time tuddy**

DE **Ethan Saunders'** fumble recovery and 20-yard return for a touchdown last season in the win over Sacred Heart was his first ever touchdown in his football career, dating all the way back to his pee wee days.

**oh captain, my captain**

UD will be led in 2025 by captains OL **Fintan Brose**, OL **Steven Demboski**, DE **Ethan Saunders**, and LB **Dillon Trainer**. Trainer collects his third season as a captain and is joined by two-timer Saunders, and first years Brose and Demboski.

**natty champ**

WR **Jake Thaw** is the owner of a national championship ring after being the punt returner for the 2023 Michigan Wolverines.

**leadership council**

The 12-player leadership council for the 2025 Delaware football team includes OL **Fintan Brose**, OL **Steven Demboski**, CB **Nate Evans**, DT **Jack Hall**, DT **Keyshawn Hunter**, K **Nate Reed**, DE **Ethan Saunders**, S **KT Seay**, TE **Elijah Sessoms**, RB **Jo Silver**, WR **Jake Thaw**, and LB **Dillon Trainer**.

## WEEKLY CONNECTIONS

As the Fightin' Blue Hens travel south for conference play, they head to Miami to face off against FIU. Florida is tied for third amongst the states that produce the most student-athletes on Delaware's 2025 roster. Five different Blue Hens hold common connections between four hometowns and one high school prior to their collegiate careers with the Panthers.

**Dallas, Texas**

Viron Ellison Jr. (DEL)  
Tyderick Brown (FIU)

**Jacksonville, Fla.**

Jalen Ross (DEL)  
Carson Shockley (DEL)  
King Massey (FIU)  
Takaylen Muex (FIU)

**Orlando, Fla.**

Trace Scott III (DEL)  
Tyson Carter (FIU)

**Tampa, Fla.**

EJ Archield Jr. (DEL)  
Anthony Carrie (FIU)  
Joe Pesansky (FIU)  
Chad Staley (FIU)

**The Bolles School**

Jalen Ross (DEL)  
Carson Shockley (DEL)  
Justin Cayenne (FIU)

## 2025 AWARD LIST

**Phil Steele 2025 Preseason CUSA Team**

LB Gavin Moul	Second Team
OL Anwar O'neal	Second Team
S KT Seay	Second Team
RB Jo Silver	Second Team
PR Jake Thaw	Third Team
K Nate Reed	Fourth Team
OL Patrick Shupp	Fourth Team

**Athlon 2025 Preseason CUSA Team**

OL Anwar O'neal	First Team
S KT Seay	First Team
RB Jo Silver	First Team
LB Gavin Moul	Second Team
OL Fintan Brose	Third Team
CB Nate Evans	Third Team
DT Keyshawn Hunter	Third Team
LB Dillon Trainer	Third Team
PR Jake Thaw	Third Team
DT Jack Hall	Fourth Team
CB A'Khoury Lyde	Fourth Team
WR Jake Thaw	Fourth Team

**Conference USA Preseason Watchlist**

OL Fintan Brose
LB Gavin Moul
OL Anwar O'neal
K Nate Reed
S KT Seay

**Wuerffel Watch List**

WR Jake Thaw
--------------

**Doak Walker Award Candidate**

RB Jo Silver
--------------

**CUSA Offensive Player of the Week****CUSA Defensive Player of the Week****CUSA Special Teams Player of the Week****CUSA Offensive Lineman of the Week**

OL Fintan Brose	Week 1 - 9/1/25
OL Steven Demboski	Week 3 - 9/15/25

**CUSA Freshman of the Week**

## PLAYER NOTES

**new year, new number**

Five Blue Hens are rocking new numbers this season. CB **Kshawn Cox Jr.** goes from 16 to 6, CB **Nate Evans** goes from 2 to 1, S **Hasson Manning Jr.** goes from 31 to 3, S **Mysonne Pollard** goes from 18 to 2, and S **KT Seay** goes from 14 to 7.

**punters are people too**

Both of Delaware's punters, **Josh Cupitt** (Maddie) and **Brenden Lach** (Sarah), are engaged.

**welcome to the team**

The Hens welcomed 36 newcomers in 2025, the fewest among Conference USA teams. UD brought in 24 freshmen and 12 transfers.

Freshmen (24): QB **EJ Archfield Jr.**, TE **Jaxson Bowman**, WR **Emmanuel Doku**, S **Nasir Eatmon**, LS **Bodie Frederick**, DE **Brandon Gorham**, S **AJ Graham**, S **Dillon Griffith**, DE **Yamdry Hernandez**, S **Noah Jefferson**, CB **Jamarion Kolagbodi**, LB **Gevaris Lassiter**, CB **Azir Lee**, TE **Scott Moore**, RB **Jared Porter**, DT **Micah Pryor**, LB **Julius Puryear**, CB **Jalen Ross**, WR **Ty Salazer**, TE **Maddox Sills**, OL **Dylan Stewart**, OL **Chandler Telfaire**, WR **Calvin Thomas**

Transfers (12): S **Kahlil Ali**, WR **Thomas Amankwaa**, LB **Jawarren Corbin**, WR **Kyre Duplessis**, RB **Viron Ellison Jr.**, CB **Keontae Jenkins**, P **Brenden Lach**, DE **Noah Matthews**, OL **Patrick Methlie**, WR **Brandon Rehmann**, OL **Noah Rosahac**, QB **Riley Trujillo**

**iron men**

DE **Ethan Saunders** holds the longest streak of consecutive games played with 39, while S **KT Seay** owns the active start streak at 15.

**302 bound**

DE **Noah Matthews** is expected to play a significant role on the defensive line after transferring from Kentucky. In three seasons for the Wildcats, the 302 native's family only attended two games. Now that he has returned home, his family will be at every home game this season.

**from walk-on to scholarship**

DE **Ethan Saunders** was a walk-on for three seasons, including being named a team captain, before being put on scholarship ahead of the 2024.

**covid change**

P **Brenden Lach** was recruited out of high school as a WR at Michigan Tech. He played two seasons at WR before transitioning to punter during COVID. Lach played soccer growing up and punted in high school.

**neighbor to the north**

OL **Cole Snyder** (Calgary, Alberta) is the only player in CUSA from the province of Alberta, Canada. He is also only one of two players in the country from Calgary (Keyari James, Maryland), one of five players in the nation from Alberta, and one of 91 from Canada.

**power 4 prowess**

The Hens added five transfers this season from Power 4 schools, including S **Kahlil Ali** (Boston College), WR **Thomas Amankwaa** (Rutgers), DE **Noah Matthews** (Kentucky), WR **Brandon Rehmann** (West Virginia), and QB **Riley Trujillo** (UCF).

**talk to me, coach**

2025 marks the first season Delaware will be using the "green dot," a sticker on the back of a player's helmet to indicate the use of coach-to-player communication. This is to better relay plays or adjustments without the use of hand signals, simulating the NFL. On offense, the green dot will be worn by the quarterback, while S **KT Seay** will wear it on defense.

**@shotsby\_eli**

TE **Elijah Sessoms** is a photography intern in his free time with Delaware's Athletic Communications department. He has a photography instagram account, @shotsby\_eli, where he displays his work.

**busy summer**

S **Jason Scott** had a busy summer off the field. Scott interned with Aon, the second-largest insurance broker globally, with the account management team in the company's Philadelphia office.

**college connections**

Ten Hens played previously at the same institutions before arriving in Newark including S **Kahlil Ali** and S **Jason Scott** (Boston College), WR **Kyre Duplessis** and CB **Keontae Jenkins** (Coastal Carolina), LB **Jawarren Corbin**, QB **Zach Marker**, and DT **James Yelbert Jr.** (Iowa Central CC), and WR **Thomas Amankwaa**, WR **Max Patterson**, and DE **Q'yeir Price** (Rutgers).

## PLAYER NOTES

**record-breakin' boots**

K **Nate Reed** is etching his name in the Delaware football record book, sitting in the top-10 in multiple kicking categories. Reed currently sits second all-time in career touchbacks with 65, only trailing **Jake Roth** (78). Reed is sixth all-time in career kickoffs at Delaware with 113. The all-time record holder is **Sean Baner** with 276, while the next closest to Reed is Coe (128) in fifth.

**family matters**

S **Kahlil Ali** joined the Blue Hens in 2025 as a transfer from Boston College. Ali has ties to Delaware, as his sister, **Halima Scott**, was a sprinter at UD from 2018-23. Scott was a two-time CAA Champion (2019, 200m & 2022, 400m).

RB **Viron Ellison Jr.** is the nephew of former NFL WR Patrick Crayton. Crayton was a seventh round draft pick of the Dallas Cowboys in 2004. He played eight seasons in the league, six for the Cowboys and two for the San Diego Chargers.

DE **Noah Matthews** returns to his home state to play for the Hens with cousin CB **Kshawn Cox Jr.**, with whom he shared the field at Woodbridge High School. Matthews and Cox are also related to 13-year MLB veteran and Delaware Sports Museum Hall of Famer Delino Deshields and seven-year MLB player Delino DeShields Jr.

WR **Jake Thaw**'s brother, Ben, is currently the safeties coach at Austin Peay. He was previously the linebacker coach at Lehigh.

WR **Max Patterson** comes from a great football family. His dad, Melvin, played receiver at Stephen F. Austin before embarking on a pro career with the Dallas Cowboys, Atlanta Falcons, and Philadelphia Eagles. Following his pro career, Melvin began working for the Drug Enforcement Administration (DEA), which took him to Peru where Max lived from ages 2-7.

WR **Thomas Amankwaa** has been connected to the Carty family since high school. Amankwaa played for **Ryan Carty**'s brother, Kevin, at Hillsborough High School in Hillsborough, N.J. The Rutgers transfer has UD ties as well with WR **Max Patterson** being his host on his Rutgers recruiting visit.

Football runs in LB **Dillon Trainer**'s family. Dillon's father, Joe, was the head coach of DI Millersville (2005-07) and DI Rhode Island (2009-13). Dillon's brother, Liam, played in 52 career games for the Hens, tallying 197 total tackles. Dillon's sister, Keira, currently works as an operations intern for the New York Jets.

WR **Nick Tyree**'s brother, Chris, who went to Notre Dame and Virginia, played for the New Orleans Saints. He signed as UDFA on April 27 and was waived on August 10 due to injury with a designation to return.

CBs **Nate Evans** and **Keontae Jenkins** are half brothers as they both share a mother, Kawanna Taylor. This will be the first season they play together since high school when they overlapped one season at Frank W. Cox High School in Virginia.

QB **Braden Streeter** already had some roots planted in Newark. His great-uncle, **Chuck Hall**, is a Delaware Athletics Hall of Famer after a storied career as a four-time All-American fullback. He was part of back-to-back Middle Atlantic Conference championship teams in 1968 and 1969 and rushed for 1,000 yards three times. Another of his great-uncles, **Tom Hall**, was a member of the football team, graduating in 1977.

LB **Sean Quick**'s and WR **Donovan Lewis**' fathers played football for the Fightin' Blue Hens and were teammates on the 1992 squad. **Paul Quick** and **Marcus Lewis** were part of a team that went 11-3 with a trip to the Division I-AA Semifinals. Lewis ran for 413 yards, scored five touchdowns, and averaged 6.1 yards per carry in his final season in the blue & gold.

Four Hens have or will be having a child entering the 2025 season. DT **Kion Wright** has a one year old daughter named Nyanni, while CB **Keontae Jenkins** welcomed his daughter, Kyrene, this past June. OL **Patrick Shupp** and DT **Keyshawn Hunter** are both expecting boys this year, as Shupp's son is due in October, while Hunter's son is due in December.

## STAT SUPERLATIVES

	'21	'22	'23	'24	'25	TOT
<b>100+ Rushing Yards</b>						
RB Jo Silver	--	--	--	--	1	1
<b>150+ Rushing Yards</b>						
RB Jo Silver	--	--	--	--	1	1
<b>100+ Receiving Yards</b>						
WR Declan O'Brien	2	2	5	--	--	9
WR Kyre Duplessis	--	--	--	--	1	1
WR Nick Laboy	--	--	1	--	--	1
<b>150+ Receiving Yards</b>						
WR Kyre Duplessis	--	--	--	--	1	1
<b>Multiple Touchdowns Scored</b>						
WR Declan O'Brien	1	1	3	--	--	5
QB Nick Minicucci	--	--	--	1	1	2
RB Jo Silver	--	--	--	--	1	1
WR Jake Thaw	--	--	--	1	--	1
WR Sean Wilson	--	--	--	1	--	1
<b>200+ Passing Yards</b>						
QB Zach Marker	--	--	2	3	--	5
QB Nick Minicucci	--	--	--	1	3	4
<b>300+ Passing Yards</b>						
QB Zach Marker	--	--	--	1	--	1
QB Nick Minicucci	--	--	--	--	1	1
<b>Multiple Touchdowns Passing</b>						
QB Nick Minicucci	--	--	1	3	1	5
QB Zach Marker	--	--	1	3	--	4
<b>10+ Tackles</b>						
LB Gavin Moul	--	--	--	2	1	3
S KT Seay	--	--	--	--	1	1



## IN THE RANKINGS

The University of Delaware is ranked in the top 1.6% globally, among nearly 21,000 institutions, based on educational quality, employability, faculty quality and research. In late 2024, Wall Street Journal ranked UD at No. 10 among public universities and No. 26 among all U.S. universities based on student professional readiness and career outcomes.

**Physical Therapy graduate program**  
No. 1 in the nation  
(U.S. News & World Report)

One of 24 UD graduate programs ranked in the top-100 by U.S. News

**Entrepreneurship undergraduate program**  
No. 3 in the Mid-Atlantic  
(The Princeton Review)

**Chemical Engineering undergraduate program**  
No. 4 in the nation  
(U.S. News & World Report)

One of six UD undergraduate programs ranked in the top-100 by U.S. News

**Chemical Engineering graduate program**  
No. 8 in the nation  
(U.S. News & World Report)

One of 24 UD graduate programs ranked in the top-100 by U.S. News

**Online MBA program**  
No. 20 out of 355 in the nation  
(U.S. News & World Report)

**Online Master's in Education program**  
No. 20 out of 313 in the nation  
(U.S. News & World Report)

## BEST VALUE

UD ranks among the country's best value propositions, according to U.S. News & World Report, Wall Street Journal, Kiplinger's and Forbes. This summer, The Princeton Review ranked UD among its 209 Best Value Colleges for 2025, earning one of the publication's highest return-on-investment ratings. Money magazine awarded UD 4½ stars out of a possible five in its 2025-26 rating of America's best colleges. The University, according to Money, "stands out for its affordability" as a public college providing an excellent value for in-state students, and is considered one of the Best Colleges in the Northeast.

## UNIVERSITY OF DELAWARE NOTES

### distinguished history

In 1743, the school that would become the University of Delaware was just a tiny institution, with a graduating class of about a dozen. Three of those graduates – **Thomas McKean**, **George Read** and **James Smith** – would go on to sign the Declaration of Independence; Read would also sign the U.S. Constitution, helping launch a new paradigm of freedom for an entire nation and a beacon of liberty for much of the world.

### first in study abroad

In 1923, UD initiated a program to enhance students' learning by giving them an overseas experience. Influenced by the carnage he saw as an ambulance driver in World War I, professor **Raymond Kirkbride** believed that understanding other cultures was critical to promoting peace. His idea would grow into the first study-abroad program in the United States. Today approximately a third of all UD students participate in study abroad programs offered around the world. This year, the University celebrates the 10-year anniversary of its World Scholars Program, through which a cohort of new students experience their first UD semester abroad. These students return to UD for the spring and, as juniors, they can elect one of 40 study-abroad experiences.

### introducing ud's new leadership

Interim President **Laura Carlson** and Interim Provost **Bill Farquhar** have been at the helm since July 1. Carlson joined the University of Delaware community in 2022, serving as its chief academic officer when she became the University's 12th Provost. Farquhar has been a faculty member for more than 23 years in UD's Department of Kinesiology and Applied Physiology. He most recently served as the dean of UD's College of Health Sciences.

### student applications are climbing

Interest in a University of Delaware education continues to soar. UD received more than 40,000 applications for this year's class of first-year students, setting a UD record for the seventh consecutive year. Over the last year, UD hosted more than 38,000 visitors (prospective students and their families) at open houses and campus tours, and awarded more than \$200 million in financial aid to its newest students.

### incorporating ai into curriculum

AI has the potential to reshape higher education. UD has applied this technology in myriad ways and continues to explore further applications for artificial intelligence – including the launch of new academic offerings like an undergraduate major, a graduate degree program and a certificate; the creation of UD's First State AI Institute; and the incorporation of generative AI into curricula.





## UNIVERSITY OF DELAWARE NOTES

**udpd's top dog**

This summer, the University of Delaware Police Department added a facility dog – an 18-month-old yellow labrador named **Patti**. She's been assigned to UDPD's Community Resource Unit and her role at the department is to build community trust on campus and in the Newark community and contribute to the support services that are available to the department's officers, as well as victims and witnesses.

**using sharks as weather sensors**

A research study by **Aaron Carlisle**, a professor in UD's College of Earth, Ocean and Environment, collects data from sharks using tags that are applied to their fins. The tags gather temperature readings and other data that can help researchers predict the power and path of hurricanes that originate in the Atlantic Ocean.

**studying disaster response**

Historic flooding this year in Texas' Kerr County was responsible for catastrophic loss of life and billions of dollars in damage and economic loss. **Julie Elliott**, a Ph.D. student from UD, visited Texas to study collaborative disaster management response. Her research could save lives by helping to inform future flood response.

**a game-changing tool for athletes**

It's well known that athletes are at higher risk of experiencing lower extremity injuries after suffering concussions. UD professor of kinesiology **Tom Buckley** has developed an AI-powered tool that can predict those injuries with 95% accuracy. That's because the brain changes stemming from a concussion affect an athlete's balance, cognition, and reaction times and – without the tool he's developed – they can be difficult to detect in standard clinical testing.

**insects as ... food?**

UD assistant professor and agricultural entomologist **Michael Crossley** delivers a popular undergraduate course that teaches students about an environmentally friendly and healthy source of protein – insects. Globally, two billion people each year consume insects as a sustainable food source because they require less water, land and feed than traditional livestock and provide a healthy source of protein. Students in Crossley's course explored ways to prepare and taste several recipes using insects as a primary ingredient.

## PROMINENT ALUMNI

**joe Biden**

The 46th President of the United States, Biden is a proud 1965 graduate of the University of Delaware. Named in his honor, UD's Joseph R. Biden, Jr. School of Public Policy and Administration prepares students with the knowledge, skills and values necessary to engage in research and public service activities to improve the quality of life in communities around the world. Former First Lady, Dr. Jill Biden, also graduated from the University of Delaware with a bachelor's degree in English in 1975. In 2007 she received a Doctor of Education (Ed.D.) in educational leadership from UD. The Bidens – in UD terms – are "Double Dels," which is used to describe UD alumni who are a married couple.

**chris christie**

New Jersey's governor from 2010–2018 and a former U.S. presidential candidate, Christie was a UD class president and graduated in 1984 with a degree in political science.

**elena delle donne**

A former professional basketball player and a 2016 Olympic gold medalist and 2018 World champion, Delle Donne led the Blue Hens to the Sweet 16 of the NCAA tournament in 2012–13. She graduated in 2013 with a degree in human services and a concentration in administration and family policy.

In September 2025, Delle Donne was named the first managing director of the USA Basketball 3x3 Women's National Team,

## RECORD WATCH

## Career Kickoffs

1. Sean Baner (2010-13)	276
2. Jon Striefsky (2007-2009)	191
3. Jake Roth (2016-19)	170
4. Brad Shushman (2003-04)	169
5. Ryan Coe (2019-21)	128
6. <b>Nate Reed (2023-Pres.)</b>	<b>113</b>

## Career Touchbacks

1. Jake Roth (2016-19)	78
2. <b>Nate Reed (2023-Pres.)</b>	<b>65</b>

## Career Games Played

1. Thyrick Pitts (2017-22)	59
.....	
T10. Nic Ware (2020-24)	52
Quincy Watson (2019-24)	52
Matt Marcovelle (2005-10)	52
Rick Lavelle (2000-03)	52
<b>Patrick Shupp (2020-Pres.)</b>	<b>48</b>
<b>Fintan Brose (2020-Pres.)</b>	<b>46</b>
<b>Jack Hall (2020-Pres.)</b>	<b>46</b>
<b>Dillon Trainer (2020-Pres.)</b>	<b>46</b>

## FUTURE OPPONENTS

## 2026

Sept. 3	Coastal Carolina
Sept. 12	at Vanderbilt
Sept. 19	Merrimack
Sept. 26	at Virginia

## 2027

Sept. 2	LIU
Sept. 11	at Penn State
Sept. 18	JMU
Nov. 27	at UConn

## 2028

Sept. 2	at JMU
Sept. 9	at Maryland

## 2029

Sept. 1	at Pitt
Sept. 8	Bucknell
Sept. 15	Buffalo
Sept. 22	at Coastal Carolina

## 2030

Sept. 14	at Indiana
----------	------------

## 2031

Sept. 13	JMU
Sept. 20	at Buffalo

## 2032

Sept. 2	Temple
Sept. 18	at JMU

## 2033

Sept. 1	at Temple
---------	-----------

## POSITION BY POSITION PREVIEWS

## quarterbacks

Pass Game Coordinator, Recruiting Coordinator, and Quarterbacks Coach **Sean Goldrich** oversees the unit in his fourth season with the Blue Hens.

"I think we've actually done a nice job of balancing out the room," Goldrich said. "We have some more pocket-style guys that are really going to do a great job of processing information, locating the football, and getting the ball out on time. We also have some great athletes in the room, too. Guys that can run really well, and are able to make some people miss in the open space."

The unit is very experienced, led by returnees **Zach Marker** and **Nick Minicucci**, who combined to start eight of 11 games a season ago. Marker has thrown for 1,689 yards and 13 touchdowns over nine games in his two seasons in the 302 after three seasons at Iowa Central Community College. Minicucci has appeared in 15 games, throwing for 1,299 yards and 15 touchdowns in his first two seasons in Newark.

Sophomores **Braden Streeter** and **Austin Troyer** also return, as Streeter played in two games in 2024 as a freshman.

Joining the QB room this season are UCF transfer **Riley Trujillo** and freshman **EJ Archfield Jr.**, who are both looking for their first collegiate action. Trujillo was an ESPN Top 300 recruit out of high school, while Archfield Jr. was a three-star by On3.

## running backs

Running Backs Coach **Xavier Dye** is in charge of the running backs in his first season at Delaware. Dye came to Newark from Coastal Carolina, where he was the running backs coach for two seasons.

"We think the guys that we have can execute all the runs and all the pass concepts that we have that go to the running back," Dye said. "I think our guys do a nice job, and it's my job to keep coaching them to get them better."

With the task of replacing Hamilton Tiger-Cats' RB **Marcus Yarns**, the Hens will turn to **Jo Silver**, a senior who has played in 26 career games at UD. Silver was named a candidate for the Doak Walker Award. It is the first time a Blue Hen has been named a candidate for a major FBS award in program history. Silver also earned Preseason All-Conference USA honors from Athlon Sports (First Team) and Phil Steele (Second Team).

Rotating in with Silver are Tulsa transfer **Viron Ellison Jr.** and returnee **Saeed St. Fleur** - both of which have collegiate playing experience. Ellison Jr. played in

11 games as a freshman for the Golden Hurricane, while St. Fleur has appeared in 23 games with Delaware.

Other returning players include **Daniel McConomy**, **Oliver Redd**, and **Greg Spiller**. True freshman **Jared Porter** (Harrisburg, Pa. / Central Dauphin East) rounds out the room.

## wide receivers

Assistant Head Coach - Offense, Offensive Coordinator, and Wide Receivers Coach **Terence Archer** leads the room in his fourth season at UD.

"I really feel good about our depth," Archer said. "I told our guys going into [camp] there is no depth chart right now. We got some guys from last year who made some big plays for us, and hopefully will continue to do so. We brought in some good players, freshmen and transfers, that I think can help us."

In a unit that features incredible depth with 18 wide receivers, the returning leaders are **Jake Thaw** and **Max Patterson**. Thaw, the second-leading receiver a season ago for the Hens, finished the campaign with 41 receptions, 334 yards, and five receiving TDs. Thaw also provides a boost on special teams, earning All-CAA Second Team as a punt returner. Patterson appeared in all 11 games last year in his first season in Newark, making five starts with 25 catches and 286 yards.

Junior **Ja'Carree Kelly** was a steady presence for UD last season, appearing in all 11 games with eight starts. Kelly recorded 17 catches for 171 yards and one touchdown. Graduate **Nick Laboy** also played in every game in 2024 for the Hens, making four starts with 15 catches, 164 yards, and a touchdown.

**Sean Wilson** showed flashes in his lone career game during his freshman campaign, tallying two touchdown receptions on his first two career receptions in a blow-out win over Sacred Heart.

Other returners include **Luke Brown**, **Donovan Lewis**, **Matthew McKinley-Daniels**, **Ashton Navarrete**, **Declan O'Brien**, **Dan Parisi**, and **Nick Tyree**.

A trio of FBS transfers joined the room, including **Thomas Amankwaa** (Rutgers), **Kyre Duplessis** (Coastal Carolina), and **Brandon Rehmann** (West Virginia). **Emmanuel Doku** (Willingboro, N.J. / Holy Cross Prep), **Ty Salazer** (State College, Pa. / State College Area), and **Calvin Thomas** (Gainesville, Fla. / Gainesville) joined the fray as true freshmen.

## POSITION BY POSITION PREVIEWS

**tight ends**

Assistant Special Teams Coordinator and Tight Ends Coach **Garrett Smith** commands the unit in his fourth season with the Blue Hens.

"Elijah [Sessoms] and Connor [Witthoft] have done a really good job helping out all the younger guys: Jackson Whitacre, Scott Moore, Jaxson Bowman, Maddox Sills, and Logan Klein," Smith said. "All those guys are taking the next step during fall camp."

After losing last year's starter **Caleb Fauria**, the room is going to feature key returners, **Elijah Sessoms** and **Connor Witthoft**.

Sessoms has appeared in 24 games over his three years in the 302, while Witthoft appeared in all 11 games in his first year in Newark last season after transferring from New Mexico.

Other returners include **Logan Klein** and **Jackson Whitacre**, as well as freshmen **Jaxson Bowman** (Cherry Hill, N.J. / Cherry Hill East), **Scott Moore** (Girard, Kan. / Girard), and **Maddox Sills** (Benson, N.C. / South Johnston).

**offensive line**

Run Game Coordinator and Offensive Line Coach **Chris Rogers** spearheads the unit in his fourth season with the Blue Hens.

"Offensive line is an interchangeable position," Rogers said. "In our opinion, blocking is blocking, so there isn't a specific spot where we're really weak or we're really strong because they've been playing all over the place. We challenge them all camp long to play more than one position. If you want to play football at the highest level, you're not just a right tackle or just a left guard. You have to play guard and tackle or guard and center. You have to play more than one thing, right side and left side. So we teach that way. And that's something that has led to success for us in the past."

The offensive line room has the task of replacing three key pieces from a season ago (**Bradly Anyanwu**, **Brock Gingrich**, and **Blaise Sparks**), while returning starters **Anwar O'neal** and **Patrick Shupp**. O'neal was an All-CAA Honorable Mention last season, starting all 11 games, while Shupp has the longest starting streak on the team at 24-consecutive games.

In addition to O'neal and Shupp, returners **Fintan Brose**, **Steven Demboski**, and **Cole Snyder** are expected to play a significant role for UD in 2025. Brose has played in 43 career games at Delaware with Snyder (18) and Demboski (16) each bringing experience to the table, with the latter filling in for an injured Gingrich in the starting lineup last season. This preseason, Brose was named to

the East-West Shrine Bowl 1000, as well as All-CUSA Third Team by Athlon Sports, and to Conference USA's Watch List.

Other returners include **Tyler Burnham**, **Anthony Caccese**, **Thomas Chernasky**, **Wahkeem Roman**, **Jaime Rosario**, and **Carter Sareyka**.

Joining the unit this season are transfers **Patrick Methlie** (West Chester) and **Noah Rosahac** (Syracuse) as well as freshmen **Bentley Allen II** (Bowie, Md. / DeMatha Catholic), **Dylan Stewart** (Burlington, Ky. / Conner), and **Chandler Telfaire** (Garner, N.C. / Enloe Magnet).

**defensive line**

Defensive Line Coach **Kyre Hawkins** commands the room in his second season at UD.

"We are on the right track up front," Hawkins said. "I am pleased with the development of the D-line."

The defensive tackle spot is a very senior group, with graduates **Jack Hall** and **Keyshawn Hunter** leading the way. Hall has appeared in 43 career games and was an Athlon Sports Preseason All-Conference USA Fourth Team member, while Hunter was a Athlon Sports Preseason All-Conference USA Third Team member with 26 games played.

Seniors **Nick Karika** (31 games played), **Dominick Brogna** (25 games played), and **James Yelbert Jr.** (22 games played) provide more veteran options in the rotation. **Kion Wright** and **Trace Scott III** have played sparingly throughout their careers, while freshman **Micah Pryor** (Stone Mountain, Ga. / Greater Atlanta Christian) joins the room this season.

At the defensive end spot, **Ethan Saunders** (38 games played), Kentucky transfer **Noah Matthews** (26 games played), and **Q'yaier Price** (15 games played) spotlight the rotation.

Other returnees include **Nate Ray**, **Carson Shockley**, and **Kaeden Singleton**. Two freshmen joined the room this season in **Brandon Gorham** (Odenton, Md. / Arundel) and **Yamdry Hernandez** (Atlantic City, N.J. / Atlantic City Institute of Technology).

**linebackers**

Special Teams Coordinator and Linebackers Coach **Rocco DiMeco** leads both the special teams corps and linebacker unit in his third season with the Blue Hens.

"They're very consistent right now," DiMeco said. "They have a really good grasp of the defense, I think that's the biggest thing. They communicate really well, and they're just on the same page."

## SINGLE GAME RECORDS

**OFFENSE****Passing Yards**

556, Matt Nagy at UConn (11/7/1998)

**Passing Yards - Half**

358, Matt Nagy at UConn - 1st (11/7/1998)

**Passing TDs**

5, five times

Last: Nolan Henderson vs. Monmouth (11/5/2022)

**Consecutive Completions to Start**

16, Zach Marker at Towson (10/28/2023)

**Rushing Yards**

288, Omar Cuff vs. Delaware State (11/23/2007)

**Rushing TDs**

6, Omar Cuff at William & Mary (8/30/2007)

**Receiving Yards**

354, Eddie Conti at UConn (11/7/1998)

**Receiving Yards**

200, Eddie Conti at UConn - 1st (11/7/1998)

**Receiving TDs**

4, Courtney Batts vs. West Chester (9/24/1994)

**Receptions**

16, twice

Justin Long vs. Maine (10/2/2004)

David Boler at Navy (10/30/2004)

**DEFENSE****Tackles**

23, Johnny Buchanan at Navy (9/3/2022)

**Sacks**

6.0, Jamie Bittner vs. Villanova (11/1/1980)

**TFLs**

6.0, Jamie Bittner vs. Villanova (11/1/1980)

**Interceptions**

3, nine times

Last: Dan Mulhern vs. Rhode Island (11/13/1999)

**Forced Fumbles**

2, numerous times

Last: Tim Poindexter at Towson (11/2/2019)

**Fumble Recoveries**

2, numerous times

Last: Drew Nickles at Navy (9/3/2022)

**SPECIAL TEAMS****Field Goals Made**

4, Frank Raggo vs. Lafayette (9/12/2015)

**PATs Made**

10, Larry Washington vs. C.W. Post (12/11/1971)

**Punts**

16, John Borresen vs. Bucknell (11/22/1952)

**Punt Yards**

519, John Borresen vs. Bucknell (11/22/1952)

**Kickoff Return Yards**

223, Michael Johnson

vs. Villanova (11/17/2012)

**Punt Return Yards**

127, Sidney Haugabrook vs. Maine (11/1/2003)



## CAREER TOUCHDOWNS

QB Nick Minicucci.....	27
Passing.....	20
Rushing.....	7
WR Declan O'Brien.....	22
Receiving.....	22
.....	22 at Allegheny
QB Zach Marker.....	15
Passing.....	13
Rushing.....	2
RB Jo Silver.....	9
Rushing.....	7
Receiving.....	2
WR Nick Laboy.....	5
Receiving.....	5
.....	4 at Cornell
WR Jake Thaw.....	6
Receiving.....	6
WR Kyre Duplessis.....	3
Receiving.....	3
.....	1 at Coastal Carolina
RB Saeed St. Fleur.....	3
Rushing.....	3
RB Viron Ellison Jr.....	2
Rushing.....	1
Receiving.....	1
.....	2 at Tulsa
WR Ja'Carree Kelly.....	2
Receiving.....	2
WR Sean Wilson.....	2
Receiving.....	2
S Kahlil Ali.....	1
INT Return.....	1
DE Ethan Saunders.....	1
Fumble Return.....	1
QB Braden Streeter.....	1
Passing.....	1
LB Dillon Trainer.....	1
INT Return.....	1
TE Connor Witthoft.....	1
Receiving.....	1
.....	1 at New Mexico

## POSITION BY POSITION PREVIEWS

Sixth-year graduate **Dillon Trainer** and junior **Gavin Moul** lead the way for the room. Trainer has played in 43 career games with 20 starts at UD, while Moul led the team in tackles last year with 71. Moul earned Preseason All-Conference USA honors from Athlon Sports (Second Team) and Phil Steele (Second Team) as well as being on the CUSA Preseason Watchlist. Trainer found himself on the Athlon Sports Preseason All-Conference USA Third Team.

**Marje Mulumba** and **Blake Matthews** also bring experience to the room, playing in 34 and 26 games, respectively. **Anthony Crenshaw Jr.** and **Mekhi Carmon** both played in all 11 games last season for UD.

**Colin Gallagher**, **Chris Collot**, **Meikhi Cuttino**, and **Sean Quick** provide depth as returnees, while Iowa Central CC transfer **Jawarren Corbin**, freshman **Gevaris Lassiter** (Upper Marlboro, Md. / Bishop McNamara) and freshman **Julius Puryear** (Stuart, Fla. / Jensen Beach) joined the room this season.

## cornerbacks

Defensive Pass Game Coordinator and Cornerbacks Coach **Corico Wright** leads the unit in his third season with the Blue Hens.

"It's been an awesome camp, a very competitive camp," Wright said. "We have the most depth we've ever had, which is an amazing thing for us, especially covering all the fast receivers on our roster."

The cornerback room features a veteran presence from **A'Khoury Lyde** (24 career games), **Nyair Domnie** (23 career games), **Nate Evans** (17 career games), and **Kshawnn Cox Jr.** (10 career games). Evans earned Preseason All-Conference USA Third Team honors from Athlon Sports while Lyde was on the fourth team.

Graduate transfer **Keontae Jenkins** (Coastal Carolina) joins the fray with experience, playing in 25 career games.

Sophomore returnee **Alex Adebayo** did not see game action as a freshman, while **Jamarion Kolagbodi** (Fort Wayne, Ind. / Snider), **Jalen Ross** (Jacksonville, Fla. / The Bolles School), and **Azir Lee** (Camden, N.J. / Camden) were part of the 2025 recruiting class.

## safeties

Assistant Head Coach - Defense/Special Teams and Safeties Coach **Art Link** leads the unit in his fourth season with the Hens. "We have three to four guys that are in that starter-realm," Link said. "If you tier it, we have a mix of ones, twos, and threes, where our threes are just young and athletic, and they're able to learn from the other guys."

When you have a nice layer of experienced guys and then you have a nice group of freshmen, it helps because you're not relying on that talented freshman to play right away.

The room is one of the most experienced on the roster, featuring **KT Seay**, **Jason Scott**, and **Hasson Manning Jr.** who started 11, 10, and nine games, respectively, a season ago. Seay was a All-CAA Third Team selection last season.

**Mysonne Pollard** is another returning veteran, appearing in all 11 games off the bench in 2024. Other returnees include **Alex Nash-Lally**, **Kingsley Royal**, and **Nate Spak**. New this year are number changes for Seay (14 to 7), Manning Jr. (31 to 3), and Pollard (18 to 2).

Joining the unit this season are Boston College transfer **Kahlil Ali** as well as freshmen, **Nasir Eatmon** (Waldorf, Md. / North Point), **AJ Graham** (Mooresville, N.C. / Mooresville), **Dillon Griffith** (Newark, Del. / Appoquinimink), and **Noah Jefferson** (Hampton, Va. / Phoebus).

## specialists

"They're both going to kickoff and kick field goals," DiMeco said in relation to Nate Reed and Skyler Sholder. "Nate also has the ability to punt. [Brenden Lach] is a kid who has a ton of upside and he's done it in games. He's got a ton of leg potential."

**Nate Reed** is the incumbent place kicker with **Skyler Sholder** backing him up. Reed has suited up in 33 career games for the Hens, while Sholder has appeared in two games. Reed earned Preseason All-Conference USA honors from Phil Steele (Fourth Team) as well as being on the CUSA Preseason Watchlist. Reed set the Delaware single-season record for touchbacks in 2024 with 47, in addition to going 7-for-10 on field goals and 35-for-39 on PATs.

Michigan Tech transfer punter **Brenden Lach** will serve as the primary punter for UD this season with **Josh Cupitt** scheduled to miss the entire season due to injury. Lach has appeared in 29 games at Michigan Tech, including 22 consecutive.

**Noah Vitko** will be the long snapper after 15 games for the Hens in his career. Freshman **Bodie Frederick** (Bethany Beach, Del. / Cape Henlopen) is the backup.



## offensive

## PLAYERS TO WATCH

**4 NICK MINICUCCI QB | JR | 6-2 215 | MIDLAND PARK, N.J.**

- ▶ Entered season opener after injury to starting QB Zach Marker
- ▶ Set career-highs in back-to-back weeks in passing yards; 1st 300+ at CU
- ▶ 2025: 3 games, 69-106, 65.1%, 847 yds, 5 TDs, 1 INT, 68 long
- ▶ Career: 18 games, 8 starts, 197-311, 63.3%, 2,146 yds, 20 TDs, 9 INT, 68 long

**27 JO SILVER RB | SR | 5-10 200 | WASHINGTON TWP, N.J.**

- ▶ Doak Walker Award candidate
- ▶ Phil Steele CUSA Preseason 2nd Team, Athlon 1st Team
- ▶ Ranked 16th highest run grade (83.3) by PFF; 2nd in CUSA
- ▶ CH 179 yards on 15 carries for 2TDs w/ long of 70 vs UConn
- ▶ 2025: 3 games, 32 att, 260 yds, 8.1 avg, 2 TDs, 70 long
- ▶ Career: 29 games, 4 starts, 141 att, 898 yds, 6.4 avg, 7 TDs, 70 long

**8 NICK LABOY WR | GR | 6-2 195 | GAITHERSBURG, MD.**

- ▶ Transferred to Delaware for 2024 season after 2 seasons at Cornell
- ▶ Appeared in 34-straight games, including 14 for UD
- ▶ 2025: 2 rec, 14 yds, 7.0 avg, 8 long
- ▶ Career: 34 games, 24 starts, 100 rec, 1,252 yds, 12.5 avg, 5 TDs, 38 long

**15 JAKE THAW WR | GR | 6-1 195 | WESTPORT, CONN.**

- ▶ Spent 4 yrs at Michigan; Transferred to UD ahead of 2024 season
- ▶ Phil Steele CUSA Preseason 3rd Team PR & Athlon 3rd Team PR, 4th Team WR
- ▶ Nominee for Allstate Good Works Team & Wuerffel Trophy Watch List
- ▶ Tallied 7 rec for CH 92 yards and 1 TD vs DSU, incl. CH 50-yd TD catch
- ▶ 2025: 2 games, 2 starts, 11 rec, 177 yds, 16.1 avg, 1 TD, 50 long
- ▶ Career: 30 games, 2 starts, 52 rec, 511 yds, 9.8 avg, 6 TDs, 50 long

**19 KYRE DUPLESSIS WR | GR | 5-11 190 | WOODBRIDGE, VA.**

- ▶ Transferred to Delaware in summer 2025 after 4 years at Coastal Carolina
- ▶ Leads CUSA and ranks 28th nationally in receiving yards (263)
- ▶ Set career marks of 9 rec, 161 yards, 1 TD, long of 68 vs UConn
- ▶ Ranked 18th highest receiver grade (81.9) by PFF; Best in CUSA
- ▶ 2025: 3 games, 3 starts, 17 rec, 263 yds, 15.5 avg, 2 TDs, 68 long
- ▶ Career: 41 games, 2 starts, 31 rec, 450 yds, 14.5 avg, 2 TDs, 64 long

**88 ELIJAH SESSOMS TE | SR | 6-3 250 | DOVER DEL.**

- ▶ Appeared in 27-straight games
- ▶ Student photographer for the UD Athletic Dept.
- ▶ 2025: 3 games, 3 starts, 4 rec, 31 yds, 6.8 yds, 12 long
- ▶ Career: 27 games, 5 starts, 14 rec, 125 yds, 8.9 avg, 22 long

**61 STEVEN DEMBOSKI OL | SR | 6-4 305 | HILLSDALE, N.J.**

- ▶ 2025 team captain
- ▶ Missed first two games due to injury
- ▶ Reigning CUSA Offensive Lineman of the Week
- ▶ Played in 17 games for the Hens with three starts at center

**70 ANWAR O'NEAL OL | JR | 6-6 315 | PHILADELPHIA, PA.**

- ▶ Phil Steele Preseason CUSA 2nd Team & Athlon 1st Team; CUSA Watch List
- ▶ Played in 16 games, including 14-straight starts at LT from 2024-25

**75 NOAH ROSAHAC OL | SO | 6-5 300 | JIM THORPE, PA.**

- ▶ Transferred to Delaware in summer 2025 after 1 year at Syracuse
- ▶ Started all three games at RT for first career appearances

**23 VIRON ELLISON JR. WR | SR | 6-0 185 | ARLINGTON, VA.**

- ▶ Transferred to Delaware in summer 2025 from Tulsa
- ▶ Recorded career-long 28-yard reception at Colorado
- ▶ 2025: 3 games, 22 att, 94 yds, 4.3 avg, 13 long
- ▶ Career: 14 games, 84 att, 447 yds, 5.3 avg, 1 TD, 32 long

**0 MAX PATTERSON WR | SR | 6-0 185 | ARLINGTON, VA.**

- ▶ Transferred to Delaware for 2024 season from Rutgers
- ▶ Appeared in 14-consecutive games for UD
- ▶ 2025: 3 games, 2 rec, 26 yds, 13.0 avg, 18 long
- ▶ Career: 39 games, 5 starts, 30 rec, 323 yds, 10.8 avg, 39 long

**9 JA'CARREE KELLY WR | JR | 5-8 170 | GAINESVILLE, FLA.**

- ▶ 2 catches for 22 yards and a TD in opener vs Delaware State
- ▶ 2 catches for career-high 83 yards, including 67 long at Colorado
- ▶ 2025: 3 games, 1 start, 9 rec, 124 yds, 13.8 avg, 1 TD, 67 long
- ▶ Career: 18 games, 9 starts, 27 rec, 300 yds, 11.1 avg, 2 TDs, 67 long

**18 SEAN WILSON WR | SO | 6-0 185 | ALPHARETTA, GA.**

- ▶ Made first career start against Delaware State
- ▶ 1 appearance as true freshman in 2024 with 2 catches for 2 TDs
- ▶ Has started every game this season
- ▶ CH 5 catches against UConn
- ▶ 2025: 3 games, 3 starts, 10 rec, 118 yds, 11.8 avg, 32 long
- ▶ Career: 4 games, 3 starts 12 rec, 149 yds, 12.4 avg, 2 TDs, 32 long

**41 CONNOR WITTHOFT TE | GR | 6-3 235 | TUSCON, ARIZ.**

- ▶ Transferred to Delaware for 2024 season after 4 years at New Mexico
- ▶ 14-straight appearances at UD
- ▶ 2025: 3 games, 3 rec, 22 yds, 7.3 avg, 16 long
- ▶ Career: 37 games, 6 starts, 13 rec, 110 yds, 8.5 avg, 1 TD, 18 long

**54 FINTAN BROSE OL | GR | 6-2 312 | IRWIN, PA.**

- ▶ East-West Shrine Bowl 1000, Athlon Preseason CUSA 3rd Team; CUSA Watch List
- ▶ Can play every position along offensive line; 1x CUSA Off. Lineman of the Week
- ▶ One of five six-year players for UD; started as defensive lineman
- ▶ Intentionally redshirted in 2024; 2025 team captain

**62 ANTHONY CACCESI OL | JR | 6-6 305 | READING, PA.**

- ▶ Played in 11 career games, including first career start (RG) in 2025 opener against Delaware State
- ▶ Started all three games at RG this season

**71 PATRICK SHUPP OL | GR | 6-4 350 | EASTON, PA.**

- ▶ Phil Steele CUSA Preseason 4th Team
- ▶ One of five six-year players for UD; Played in 48 career games
- ▶ Had started team-best 26-straight games, all at LG, before missing UConn
- ▶ Expecting his first child (boy) in October

**77 COLE SNYDER OL | SR | 6-6 315 | CALGARY, ALBERTA**

- ▶ Played in 21 games, including one start
- ▶ Appeared in 4-straight games
- ▶ Only player in CUSA from province of Alberta, Canada and 1 of 5 in FBS
- ▶ 1 of 2 players nationally from Calgary, 1 of 91 from Canada

defensive

## PLAYERS TO WATCH

**8 ETHAN SAUNDERS DE | GR | 6-0 250 | WAYNESBORO, PA.**

- ▶ 39-consecutive games played leads team
- ▶ Started career as a walk-on, now on scholarship and 2-time captain
- ▶ 2025: 3 games, 2 starts, 7 tackles, 1.0 TFL, 0.5 sack
- ▶ Career: 41 games, 5 starts, 59 tackles, 12.5 TFLs, 6.0 sacks, 2 FR

**9 KEYSHAWN HUNTER DT | GR | 6-0 280 | WASHINGTON, D.C.**

- ▶ Transferred to Delaware from Old Dominion after 2022 season
- ▶ Athlon Sports CUSA Preseason 3rd Team
- ▶ Expecting first child (boy) in Dec.
- ▶ 2025: 3 games, 1 start, 5 tackles, 0.5 TFL, 0.5 sack
- ▶ Career: 29 games, 18 starts, 78 tackles, 11.5 TFLs, 5.0 sacks, 2 FF, 1 FR

**93 JACK HALL DT | GR | 6-2 285 | RICHMOND, VA.**

- ▶ Athlon Sports CUSA Preseason 4th Team
- ▶ On UD's 12-player leadership council
- ▶ 2025: 3 games, 2 starts, 10 tackles, 1.0 TFL, 0.5 sack
- ▶ Career: 46 games, 24 starts, 103 tackles, 116.0 TFLs, 6.5 sacks, 2 FF, 1 PBU

**10 BLAKE MATTHEWS LB | SR | 6-2 215 | BREMEN, GA.**

- ▶ Transferred to Delaware from Troy after 2023 season
- ▶ Missed game at Colorado due to injury
- ▶ 2025: 2 game, 1 start, 6 tackles, 0.5 TFL
- ▶ Career: 28 games, 1 start, 27 tackles, 2.0 TFLs, 1.0 sack, 2 FR

**21 ANTHONY CRENSHAW JR. LB | JR | 6-0 205 | ARLINGTON, TEXAS**

- ▶ Changed positions ahead of 2025 from safety to linebacker
- ▶ 2025: 3 games, 14 tackles, 1.0 TFL, 1 PBU
- ▶ Career: 17 games, 37 tackles, 1.0 TFL, 2 PBU, 1 FF

**35 GAVIN MOUL LB | JR | 6-0 227 | BETHEL PARK, PA.**

- ▶ Phil Steele CUSA Preseason 2nd Team, Athlon 2nd Team, CUSA Watchlist
- ▶ Led the team with 71 tackles in 2024, named the All-CAA Honorable Mention
- ▶ 2025: 3 games, 3 starts, 21 tackles, 3.0 TFLs, 1 PBU
- ▶ Career: 26 games, 14 starts, 102 tackles, 9.0 TFLs, 2 INT, 3 PBU, 1 FF

**6 KSHAWN COX JR. CB | JR | 5-10 175 | BRIDGEVILLE, DEL.**

- ▶ Cousins with DE Noah Matthews, played at Woodbridge HS together
- ▶ 2025: 3 games, 3 starts, 6 tackle, 1 PBU
- ▶ Career: 13 games, 3 start, 16 tackles, 2 PBU

**29 NYAIR DOMNIE CB | JR | 5-9 172 | JERSEY CITY, N.J.**

- ▶ 2025: 3 games, 4 tackles, 1 PBU
- ▶ Career: 26 games, 18 tackles, 1.0 TFL, 3 PBUs

**3 HASSON MANNING JR. S | JR | 5-11 186 | NEWARK, N.J.**

- ▶ 2025: 3 games, 6 tackles, 1.0 TFL
- ▶ Career: 27 games, 10 starts, 57 tackles, 5.5 TFLs, 5 PBUs

**14 KAHLIL ALI S | JR | 6-1 200 | PENNSAUKEN, N.J.**

- ▶ Transferred to Delaware from Boston College after 2024 season
- ▶ Sister, Halima Scott, was a sprinter at UD from 2018-23. Scott was a two-time CAA Champion (2019, 200m & 2022, 400m)
- ▶ 2025: 3 games, 9 tackles, 1.0 TFL, 1 INT, 1 TD
- ▶ Career: 13 games, 12 tackles, 1.0 TFL, 1 INT, 1 TD

**13 NOAH MATTHEWS DE | SR | 6-5 255 | BRIDGEVILLE, DEL.**

- ▶ Transferred to Delaware from Kentucky after 2024 season
- ▶ Cousins with CB Kshawn Cox Jr, played at Woodbridge HS together
- ▶ Related to 13-year MLB veteran Delino Deshields & 7-year MLB player DeShields Jr.
- ▶ 2025: 3 games, 3 starts, 6 tackles, 1.0 TFL
- ▶ Career: 29 games, 5 starts, 19 tackles, 1.5 TFLs, 1 FR

**52 DOMINICK BROGNA DT | SR | 6-2 300 | BAYVILLE, N.J.**

- ▶ 2025: 3 games, 1 start, 7 tackles, 0.5 TFL
- ▶ Career: 28 games, 7 starts, 57 tackles, 5.5 TFLs, 0.5 sack, 1 PBU

**98 NICK KARIKA DT | SR | 6-3 305 | ST. JAMES, N.Y.**

- ▶ Transferred to Delaware from Wagner after 2022 season
- ▶ Ranked 32nd highest interior defender grade (80.6) by PFF; 2nd in CUSA
- ▶ 2025: 3 games, 2 starts, 5 tackles, 1.0 TFL, 1 FF
- ▶ Career: 33 games, 5 starts, 26 tackles, 7.0 TFLs, 2.0 sacks, 2 FF

**19 DILLON TRAINER LB | GR | 6-1 230 | PHILADELPHIA, PA.**

- ▶ Athlon Sports CUSA Preseason 3rd Team; 3x Captain (2023-25)
- ▶ Dad, Joe, was HC of DI Millersville and Rhode Island; Bro, Liam, played in 52 career games for UD
- ▶ 2025: 3 games, 3 starts, 24 tackles, 2.5 TFLs, 1.5 sacks
- ▶ Career: 46 games, 23 starts, 156 tackles, 11.5 TFLs, 2.5 sacks, 1 FR, 1 INT

**32 MARJE MULUMBA LB | GR | 6-2 215 | BEVERLY, MASS.**

- ▶ Transferred to Delaware from Stonehill after 2022 season
- ▶ 2022 All-NEC Second Team, 2021 All-NE10 Rookie Team at Stonehill
- ▶ 2025: 3 games, 1 start, 4 tackles
- ▶ Career: 36 games, 22 starts, 123 tackles, 17 TFLs, 7.5 sacks, 7 PBU, 2 FF, 1 INT

**1 NATE EVANS CB | SR | 6-0 190 | VIRGINIA BEACH, VA.**

- ▶ Transferred to Delaware from NC State after 2023 season
- ▶ Athlon CUSA Preseason 3rd Team; 2024 All-CAA Honorable Mention
- ▶ 2025: 3 games, 3 starts, 7 tackles, 1 TFL, 1 PBU, 1 sack
- ▶ Career: 20 games, 5 starts, 23 tackles, 2.5 TFL 7 PBUs, 1 INT, 1 sack

**18 JAMARION KOLAGBODI CB | FR | 6-0 175 | FORT WAYNE, IND.**

- ▶ Made first career appearance against Delaware State in opener
- ▶ Leads the team in PBUs
- ▶ Career: 3 games, 3 tackles, 2 PBU

**2 MYSONNE POLLARD S | SR | 6-2 187 | NORWALK, CONN.**

- ▶ Made first career start in 2025 opener; Top kick returner
- ▶ 2025: 3 games, 3 starts, 16 tackles, 1.0 TFL, 1 FF
- ▶ Career: 14 games, 3 starts, 45 tackles, 2.5 TFLs 2 blk kicks, 1 PBU, 1 FF, 1 FR, 1 INT

**7 KT SEAY S | JR | 6-2 190 | NORWALK, VA.**

- ▶ Phil Steele CUSA Preseason 2nd Team, Athlon 1st Team, CUSA Watchlist
- ▶ On UD's 12-player leadership council; 2024 All-CAA Third Team
- ▶ CH 13 tackles vs UConn; Tied for team lead in tackles
- ▶ 2025: 3 games, 3 starts, 24 tackles, 0.5 TFL 1 INT; Wears the green dot
- ▶ Career: 26 games, 24 starts, 99 tackles, 1.5 TFL, 1.0 sack 6 INTs, 2 PBUs

**17 JASON SCOTT S | GR | 6-0 190 | LAUREL, MD.**

- ▶ Transferred to Delaware from Boston College after 2023 season
- ▶ Held summer internship at Aon, the second-largest insurance broker globally, with the account management team at the Philadelphia office
- ▶ 2025: 3 games, 2 starts, 10 tackles, 1 PBU
- ▶ Career: 42 games, 12 starts, 49 tackles, 2.0 TFLs, 1.0 sacks, 1 PBU, 1 FF, 1 FR

## special teams

## PLAYERS TO WATCH

**91 NATE REED K | GR | 6-3 188 | MANHEIM, PA.**

- Phil Steele Preseason CUSA 4th Team, CUSA Watchlist
- 2024 All-CAA Honorable Mention (K); 2021 All-PSAC East Second Team (P) at East Stroudsburg
- Set the Delaware single-season record for touchbacks in 2024 (47)
- Hit career-long 43-yard FG to force OT in win over UConn
- 2025: 3 games, 1-4 FGs, 43 long, 11-11 XPs, 11 touchbacks
- Career: 36 games, 15-23 FGs, 43 long, 61-69 XPs, 65 touchbacks

**99 BRENDEN LACH P | GR | 6-1 203 | SOUTH LYON, MICH.**

- Transferred to Delaware from Michigan Tech after 2024 season
- 3x All-American, 2x All-Conference; Engaged to Sarah
- 2025: 3 games, 9 punts, 38.9 avg, 47 long, 4 inside the 20
- Career: 32 games, 155 punts, 44.0 avg, 72 long, 47 inside the 20, 39 50+

**2 MYSONNE POLLARD S | SR | 6-2 187 | NORWALK, CONN.**

- Made first career start in 2025 opener; Top kick returner
- 4 PR TDs at JUCO Monroe College
- 2025: 3 KR, 106 yards, 35.3 avg., 51 long
- Career: 17 returns, 384 yds, 22.6 avg, 51 long

**19 KYRE DUPLESSIS WR | GR | 5-11 190 | WOODBRIDGE, VA.**

- Second kick and punt returner
- 2025: 1 KR, 17 yards, 17 avg, 17 long
- Career: 1 KR, 17 yards, 17 avg, 17 long; no PR stats

**92 SKYLER SHOLDER K | SO | 5-10 195 | VOORHEES, N.J.**

- Appeared in 2 career games
- Connected on only career PAT attempt against Sacred Heart in 2024

**57 NOAH VITKO LS | JR | 6-0 230 | DUNKIRK, MD.**

- Appeared in 18 career games
- Incumbent long snapper

**15 JAKE THAW WR | GR | 6-1 195 | WESTPORT, CONN.**

- Transferred to Delaware for 2024 season after 2 years at Michigan
- Phil Steele CUSA Preseason 3rd Team PR & Athlon 3rd Team PR, 4th Team WR
- Nominee for Allstate Good Works Team & Wuerffel Trophy Watch List
- Was PR for 2023 National Champion Michigan
- 2025: 2 return, 13 yards, 6.5 avg, 13 long
- Career: 28 returns, 232 yards, 8.3 avg, 35 long

## 2025 DELAWARE NUMERICAL ROSTER

#	NAME	POS.	YR.	HT.	WT.	HOMETOWN/HIGH SCHOOL (PREV. SCHOOL)
0	Max Patterson	WR	Sr.	6-0	185	Arlington, Va. / Yorktown (Rutgers)
0	Q'yaer Price	DE	Sr.	6-2	245	Paterson, N.J. / DePaul Catholic (Rutgers)
1	Nate Evans	CB	Sr.	6-0	190	Virginia Beach, Va. / Frank W. Cox (NC State)
1	Brandon Rehmann	WR	So.	6-0	190	Blackwood, N.J. / St. Joseph's Prep (West Virginia)
2	Mysonne Pollard	S	Sr.	6-2	187	Norwalk, Conn. / Norwalk (Monroe)
2	Riley Trujillo	QB	So.	6-4	215	St. Johns, Fla. / Bartram Trail (UCF)
3	Hasson Manning Jr.	S	Jr.	5-11	186	Newark, N.J. / Hudson Catholic
3	Zach Marker	QB	Gr.	6-2	205	Norwalk, Iowa / Norwalk (Iowa Central CC)
4	A'Khoury Lyde	CB	Sr.	5-9	185	Paterson, N.J. / DePaul Catholic (Wisconsin)
4	Nick Minicucci	QB	Jr.	6-2	215	Midland Park, N.J. / Don Bosco Prep
5	Austin Troyer	QB	So.	6-3	205	Millington, Md. / Middletown [Del.]
5	Kion Wright	DT	Jr.	6-3	250	Philadelphia, Pa. / Cheltenham
6	Kshawn Cox Jr.	CB	Jr.	5-10	175	Bridgeville, Del. / Wise [Md.]
6	Nick Tyree	WR	So.	5-8	176	Chester, Va. / Thomas Dale
7	Thomas Amankwaa	WR	Sr.	6-0	205	Hillsborough, N.J. / Hillsborough (Rutgers)
7	KT Seay	S	Jr.	6-2	190	Norfolk, Va. / Maury
8	Nick Laboy	WR	Gr.	6-2	195	Gaithersburg, Md. / Avalon (Cornell)
8	Ethan Saunders	DE	Gr.	6-0	250	Waynesboro, Pa. / Waynesboro
9	Keyshawn Hunter	DT	Gr.	6-0	280	Washington, D.C. / H.D. Woodson (Old Dominion)
9	Ja'Carree Kelly	WR	Jr.	5-8	170	Gainesville, Fla. / Buchholz
10	Blake Matthews	LB	Sr.	6-2	215	Bremen, Ga. / Bremen (Troy)
11	EJ Archield Jr.	QB	Fr.	6-4	230	Tampa, Fla. / Gaither
11	James Yelbert Jr.	DT	Sr.	6-5	265	Wilmington, Del. / Salesianum (Iowa Central CC)
12	Keontae Jenkins	CB	Gr.	5-10	180	Chesapeake, Va. / Frank W. Cox (Coastal Carolina/TCU)
13	Noah Matthews	DE	Sr.	6-5	255	Bridgeville, Del. / Woodbridge (Kentucky)
13	Ty Salazer	WR	Fr.	5-11	171	State College, Pa. / State College Area
14	Kahlil Ali	S	Jr.	6-1	200	Pennsauken, N.J. / Pennsauken (Boston College)
15	Gevaris Lassiter	LB	Fr.	6-2	215	Upper Marlboro, Md. / Bishop McNamara
15	Jake Thaw	WR	Gr.	6-1	195	Westport, Conn. / Staples (Michigan)
16	Noah Jefferson	S	Fr.	6-2	194	Hampton, Va. / Phoebus
16	Braden Streeter	QB	So.	6-2	207	Franklin, Tenn. / Christian Presbyterian Academy
17	Emmanuel Doku	WR	Fr.	6-5	195	Willingboro, N.J. / Holy Cross Prep
17	Jason Scott	S	Gr.	6-0	190	Laurel, Md. / Our Lady of Good Counsel (Boston College)
18	Jamarion Kolagbodi	CB	Fr.	6-0	175	Fort Wayne, Ind. / Snider
18	Sean Wilson	WR	So.	6-0	185	Alpharetta, Ga. / Alpharetta
19	Kyre Duplessis	WR	Gr.	5-11	190	Woodbridge, Va. / Woodbridge (Coastal Carolina)
19	Dillon Trainer	LB	Gr.	6-1	230	Philadelphia, Pa. / La Salle College High School
20	Meikhi Cuttino	LB	So.	6-3	215	East Orange, N.J. / Paramus Catholic
21	Anthony Crenshaw Jr.	LB	Jr.	6-0	205	Arlington, Texas / James Martin
22	Jawarren Corbin	LB	Jr.	6-1	235	Wildwood, Fla. / South Sumter (Iowa Central CC)
23	Viron Ellison Jr.	RB	So.	6-0	205	Dallas, Texas / Lewisville (Tulsa)
23	Nate Spak	S	Jr.	6-3	200	Pittsburgh, Pa. / North Allegheny
24	Jalen Ross	CB	Fr.	6-0	170	Jacksonville, Fla. / The Bolles School
25	Azir Lee	CB	Fr.	6-0	175	Camden, N.J. / Camden
25	Jared Porter	RB	Fr.	5-7	175	Harrisburg, Pa. / Central Dauphin East
26	Greg Spiller	RB	So.	5-10	205	Ashburn, Va. / John Champe
27	AJ Graham	S	Fr.	6-1	190	Moorestville, N.C. / Moorestown
27	Jo Silver	RB	Sr.	5-10	200	Washington Township, N.J. / Washington Township
28	Saeed St. Fleur	RB	Jr.	5-10	200	Roselle, N.J. / Bergen Catholic
29	Nyair Domnie	CB	Jr.	5-9	175	Jersey City, N.J. / DePaul Catholic
30	Alex Nash-Lally	S	So.	5-11	185	Harmony, Fla. / Harmony
31	Brandon Gorham	DE	Fr.	6-3	245	Odenton, Md. / Arundel
32	Marje Mulumba	LB	Gr.	6-1	215	Beverly, Mass. / Beverly (Stonehill)
33	Trace Scott III	DT	So.	6-4	265	Orlando, Fla. / Timber Creek
34	Daniel McConomy	RB	So.	5-10	175	Middletown, Del. / Appoquinimink
35	Gavin Moul	LB	Jr.	6-0	227	Bethel Park, Pa. / Bethel Park
35	Oliver Redd	RB	So.	5-8	170	Reisterstown, Md. / Milford Mill Academy
36	Nasir Eatmon	S	Fr.	6-0	180	Waldorf, Md. / North Point
37	Dillon Griffith	S	Fr.	6-0	190	Newark, Del. / Appoquinimink
38	Kingsley Royal	S	So.	5-11	188	Atlanta, Ga. / Woodward
39	Josh Cupitt	P	Gr.	5-11	185	Reading, Pa. / Exeter Township Senior (Towson)
40	Scott Moore	TE	Fr.	6-5	235	Girard, Kan. / Girard
41	Connor Witthoft	TE	Gr.	6-3	235	Tucson, Ariz. / Salpointe Catholic (New Mexico)
42	Alex Adebayo	CB	So.	6-1	194	Elkridge, Md. / Howard
43	Luke Brown	WR	So.	5-10	180	Marlton, N.J. / Cherokee
44	Kaeden Singleton	DE	So.	6-3	240	Lawrence, Pa. / Canon McMillan
45	Sean Quick	LB	Sr.	6-1	210	Darien, Conn. / Darien

## ALPHABETICAL

#	NAME	POS.
42	Alex Adebayo	CB
14	Kahlil Ali	S
78	Bentley Allen II	OL
7	Thomas Amankwaa	WR
11	EJ Archield Jr.	QB
86	Jaxson Bowman	TE
52	Dominick Brogna	DT
54	Fintan Brose	OL
43	Luke Brown	WR
74	Tyler Burnham	OL
62	Anthony Caccese	OL
56	Mekhi Carmon	LB
63	Thomas Chernasky	OL
48	Chris Collot	LB
22	Jawarren Corbin	LB
6	Kshawn Cox Jr.	CB
21	Anthony Crenshaw Jr.	LB
39	Josh Cupitt	P
20	Meikhi Cuttino	LB
61	Steven Demboski	OL
29	Nyair Domnie	CB
19	Kyre Duplessis	WR
36	Nasir Eatmon	S
23	Viron Ellison Jr.	RB
1	Nate Evans	CB
58	Colin Gallagher	LB
31	Brandon Gorham	DE
27	AJ Graham	S
27	Dillon Griffith	S
93	Jack Hall	DT
49	Yamdry Hernandez	DE
9	Keyshawn Hunter	DT
16	Noah Jefferson	S
12	Keontae Jenkins	CB
98	Nick Karika	DT
9	Ja'Carree Kelly	WR
90	Logan Klein	TE
18	Jamarion Kolagbodi	CB
8	Nick Laboy	WR
99	Brenden Lach	P
15	Gevaris Lassiter	LB
25	Azir Lee	CB
87	Donovan Lewis	WR
4	A'Khoury Lyde	CB
3	Hasson Manning Jr.	S
3	Zach Marker	QB
10	Blake Matthews	LB
13	Noah Matthews	DE
34	Daniel McConomy	RB
80	Matthew McKinley-Daniels	WR
59	Patrick Methlie	OL
4	Nick Minicucci	QB
40	Scott Moore	TE
35	Gavin Moul	LB
32	Marje Mulumba	LB
30	Alex Nash-Lally	S
84	Ashton Navarrete	WR
82	Declan O'Brien	WR
70	Anwar O'neal	OL
81	Dan Parisi	WR



#	NAME	POS.	YR.	HT.	WT.
46	Julius Puryear	LB	Fr.	6-2	220
48	Chris Collot	LB	Jr.	6-2	225
49	Yamdry Hernandez	DE	Fr.	6-3	218
49	Maddox Sills	TE	Fr.	6-6	230
51	Chandler Telfaire	OL	Fr.	6-4	285
52	Dominick Brogna	DT	Sr.	6-2	300
53	Carson Shockley	DE	So.	6-2	235
54	Fintan Brose	OL	Gr.	6-2	312
55	Dylan Stewart	OL	Fr.	6-4	314
56	Mekhi Carmon	LB	Jr.	6-2	200
57	Noah Vitko	LS	Jr.	6-0	230
58	Colin Gallagher	LB	So.	6-1	220
59	Patrick Methlie	OL	Gr.	6-3	305
60	Carter Sareyka	OL	So.	6-5	315
61	Steven Demboski	OL	Sr.	6-4	305
62	Anthony Caccese	OL	Jr.	6-6	305
63	Thomas Chernasky	OL	Sr.	6-5	290
65	Wahkeem Roman	OL	Sr.	6-6	315
66	Bodie Frederick	LS	Fr.	6-2	275
70	Anwar O'neal	OL	Jr.	6-5	309
71	Patrick Shupp	OL	Gr.	6-4	350
72	Jaime Rosario	OL	Sr.	6-5	285
74	Tyler Burnham	OL	So.	6-6	340
75	Noah Rosahac	OL	So.	6-5	300
77	Cole Snyder	OL	Sr.	6-6	315
78	Bentley Allen II	OL	Fr.	6-5	325
80	Matthew McKinley-Daniels	WR	So.	6-0	185
81	Dan Parisi	WR	Jr.	5-11	185
82	Declan O'Brien	WR	Gr.	5-11	185
83	Calvin Thomas	WR	Fr.	6-2	205
84	Ashton Navarrete	WR	So.	5-9	180
85	Jackson Whitacre	TE	So.	6-3	245
86	Jaxson Bowman	TE	Fr.	6-5	250
87	Donovan Lewis	WR	Jr.	5-9	185
88	Elijah Sessoms	TE	Sr.	6-3	250
89	Nate Ray	DE	Jr.	6-2	250
90	Logan Klein	TE	So.	6-5	220
91	Nate Reed	K	Gr.	6-3	188
92	Skyler Sholder	K	So.	5-10	185
93	Jack Hall	DT	Gr.	6-2	285
95	Micah Pryor	DT	Fr.	6-3	250
98	Nick Karika	DT	Sr.	6-3	305
99	Brenden Lach	P	Gr.	6-1	203

## HOMETOWN/HIGH SCHOOL (PREV. SCHOOL)

Stuart, Fla. / Jensen Beach
Sicklerville, N.J. / Saint Augustine
Atlantic City, N.J. / Atlantic City Institute of Technology
Benson, N.C. / South Johnston
Garner, N.C. / Enloe Magnet
Bayville, N.J. / Bergen Catholic
Jacksonville, Fla. / The Bolles School
Irwin, Pa. / Hempfield Area
Burlington, Ky. / Conner
Newark, N.J. / Caravel Academy [Del.]
Dunkirk, Md. / DeMatha Catholic
Middletown, N.J. / Middletown South
Avondale, Pa. / Salesianum (West Chester)
Newark, Del. / Red Lion Christian
Hillsdale, N.J. / Pascack Valley
Reading, Pa. / Exeter Township Senior
Moscow, Pa. / Western Wayne
Elizabeth, N.J. / Highlands (Notre Dame College)
Bethany Beach, Del. / Cape Henlopen
Philadelphia, Pa. / Middletown [Del.]
Easton, Pa. / Easton Area
Chantilly, Va. / Westfield
Long Branch, N.J. / Red Bank Catholic
Jim Thorpe, Pa. / Jim Thorpe (Syracuse)
Calgary, Alberta / Vanier College (Montana State)
Bowie, Md. / DeMatha Catholic
Gainesville, Fla. / Hawthorne
Wyckoff, N.J. / Don Bosco Prep
Irwin, Pa. / Norwin (Allegheny)
Gainesville, Fla. / Gainesville
Hawthorne, N.J. / Hawthorne (Husson)
Oceanport, N.J. / Shore Regional
Cherry Hill, N.J. / Cherry Hill East
Westminster, Md. / Calvert Hall
Dover, Del. / Dover
Wilmington, Del. / Salesianum
Newark, Del. / Saint Mark's
Manheim, Pa. / Manheim Central (East Stroudsburg)
Voorhees, N.J. / St. Joseph's Prep
Richmond, Va. / Benedictine College Prep
Stone Mountain, Ga. / Greater Atlanta Christian
St. James, N.Y. / Smithtown East (Wagner)
South Lyon, Mich. / South Lyon (Michigan Tech)

#	NAME	POS.
0	Max Patterson	WR
2	Mysonne Pollard	S
25	Jared Porter	RB
0	Q'yaier Price	DE
95	Micah Pryor	DT
46	Julius Puryear	LB
45	Sean Quick	LB
89	Nate Ray	DE
35	Oliver Redd	RB
91	Nate Reed	K
1	Brandon Rehmann	WR
65	Wahkeem Roman	OL
75	Noah Rosahac	OL
72	Jaime Rosario	OL
24	Jalen Ross	CB
38	Kingsley Royal	S
13	Ty Salazer	WR
60	Carter Sareyka	OL
8	Ethan Saunders	DE
33	Trace Scott III	DT
17	Jason Scott	S
7	KT Seay	S
88	Elijah Sessoms	TE
53	Carson Shockley	DE
92	Skyler Sholder	K
71	Patrick Shupp	OL
49	Maddox Sills	TE
27	Jo Silver	RB
44	Kaeden Singleton	DT
77	Cole Snyder	OL
23	Nate Spak	S
26	Greg Spiller	RB
28	Saeed St. Fleur	RB
55	Dylan Stewart	OL
16	Braden Streeter	QB
51	Chandler Telfaire	OL
15	Jake Thaw	WR
83	Calvin Thomas	WR
19	Dillon Trainer	LB
5	Austin Troyer	QB
6	Nick Tyree	WR
2	Riley Trujillo	QB
57	Noah Vitko	LS
85	Jackson Whitacre	TE
18	Sean Wilson	WR
41	Connor Witthoft	TE
5	Kion Wright	DT
11	James Yelbert Jr.	DT

## PRO-NUN-SEE-AY-SHUNS

#0	Q'yaier Price	quwhy-AIR
#1	Brandon Rehmann	RAY-min
#2	Mysonne Pollard	my-SAHN
#2	Riley Trujillo	truh-HE-oh
#3	Hasson Manning Jr.	huh-SAHN
#4	Nick Minicucci	min-uh-KOO-chee
#4	A'Khoury Lyde	UH-core-ee lied
#6	Kshawn Cox Jr.	KAY-shawn
#7	Thomas Amankwaa	uh-MON-qwah
#7	KT Seay	SAY
#9	Ja'Carree Kelly	juh-CAR-ee
#11	EJ Archield Jr.	are-SHIELD
#12	Keontae Jenkins	key-ON-tay
#13	Ty Salazer	suh-LAZ-err
#14	Kahlil Ali	KAH-leal AH-lee
#15	Gevaris Lassiter	juh-VAR-is
#17	Emmanuel Doku	EE-man-you-uhl doe-KOO
#18	Jamarion Kolagbodi	JUH-mar-ee-on
		CAL-uh-bow-dee
#19	Kyre Duplessis	KY-ree do-PLACE-ee
#20	Meikhi Cuttino	MUH-kye
#22	Jawarren Corbin	JUH-wharr-in

#23	Viron Ellison Jr.	VYE-rin
#25	Azir Lee	AH-zear
#28	Saeed St. Fleur	sigh-EED saint floor
#29	Nyair Domnie	nye-AIR dom-UH-knee
#32	Marge Mulumba	merge
#35	Gavin Moul	mole
#36	Nasir Eatmon	NAH-sear
#41	Connor Witthoft	WHIT-off
#42	Alex Adebayo	ADD-uh-bye-oh
#52	Dominick Brogna	br-OWN-yuh
#54	Fintan Brose	BROS
#56	Mekhi Carmon	MUH-kye
#60	Carter Sareyka	suh-WRECK-uh
#61	Steven Demboski	dem-BAH-ski
#62	Anthony Caccese	cuh-CHAY-zee
#70	Anwar O'neal	ANN-wharr
#72	Jaime Rosario	HIGH-may
#75	Noah Rosahac	row-SHACK
#81	Dan Parisi	puh-REE-see
#85	Jackson Whitacre	WHIT-uh-ker
#98	Nick Karika	kuh-REE-kuh
#99	Brenden Lach	lock

## HEAR OUR NAMES



## 2025 DELAWARE ROSTER BREAKDOWN

## QUARTERBACKS (6)

2	Riley Trujillo	QB	So.	6-4	215	St. Johns, Fla. / Bartram Trail (UCF)
3	Zach Marker	QB	Gr.	6-2	205	Norwalk, Iowa / Norwalk (Iowa Central CC)
4	Nick Minicucci	QB	Jr.	6-2	215	Midland Park, N.J. / Don Bosco Prep
5	Austin Troyer	QB	So.	6-3	205	Millington, Md. / Middletown [Del.]
11	EJ Archield Jr.	QB	Fr.	6-4	230	Tampa, Fla. / Gaither
16	Braden Streeter	QB	So.	6-2	207	Franklin, Tenn. / Christian Presbyterian Academy

## RUNNING BACKS (7)

23	Viron Ellison Jr.	RB	So.	6-0	205	Dallas, Texas / Lewisville (Tulsa)
25	Jared Porter	RB	Fr.	5-7	175	Harrisburg, Pa. / Central Dauphin East
26	Greg Spiller	RB	So.	5-10	205	Ashburn, Va. / John Champe
27	Jo Silver	RB	Sr.	5-10	200	Washington Township, N.J. / Washington Township
28	Saeed St. Fleur	RB	Jr.	5-10	200	Roselle, N.J. / Bergen Catholic
34	Daniel McConomy	RB	So.	5-10	175	Middletown, Del. / Appoquinimink
35	Oliver Redd	RB	So.	5-8	170	Reisterstown, Md. / Milford Mill Academy

## WIDE RECEIVERS (18)

0	Max Patterson	WR	Sr.	6-0	185	Arlington, Va. / Yorktown (Rutgers)
1	Brandon Rehmman	WR	So.	6-0	190	Blackwood, N.J. / St. Joseph's Prep (West Virginia)
6	Nick Tyree	WR	So.	5-8	176	Chester, Va. / Thomas Dale
7	Thomas Amankwaa	WR	Sr.	6-0	205	Hillsborough, N.J. / Hillsborough (Rutgers)
8	Nick Laboy	WR	Gr.	6-2	195	Gaithersburg, Md. / Avalon (Cornell)
9	Ja'Carree Kelly	WR	Jr.	5-8	170	Gainesville, Fla. / Buchholz
13	Ty Salazer	WR	Fr.	5-11	171	State College, Pa. / State College Area
15	Jake Thaw	WR	Gr.	6-1	195	Westport, Conn. / Staples (Michigan)
17	Emmanuel Doku	WR	Fr.	6-5	195	Willingboro, N.J. / Holy Cross Prep
18	Sean Wilson	WR	So.	6-0	185	Alpharetta, Ga. / Alpharetta
19	Kyre Duplessis	WR	Gr.	5-11	190	Woodbridge, Va. / Woodbridge (Coastal Carolina)
43	Luke Brown	WR	So.	5-10	180	Marlton, N.J. / Cherokee
80	Matthew McKinley-Daniels	WR	So.	6-0	185	Gainesville, Fla. / Hawthorne
81	Dan Parisi	WR	Jr.	5-11	185	Wyckoff, N.J. / Don Bosco Prep
82	Declan O'Brien	WR	Gr.	5-11	185	Irwin, Pa. / Norwin (Allegheny)
83	Calvin Thomas	WR	Fr.	6-2	205	Gainesville, Fla. / Gainesville
84	Ashton Navarrete	WR	So.	5-9	180	Hawthorne, N.J. / Hawthorne (Husson)
87	Donovan Lewis	WR	Jr.	5-9	185	Westminster, Md. / Calvert Hall

## TIGHT ENDS (7)

40	Scott Moore	TE	Fr.	6-5	235	Girard, Kan. / Girard
41	Connor Witthoft	TE	Gr.	6-3	235	Tucson, Ariz. / Salpointe Catholic (New Mexico)
49	Maddox Sills	TE	Fr.	6-6	230	Benson, N.C. / South Johnston
85	Jackson Whitacre	TE	So.	6-3	245	Oceanport, N.J. / Shore Regional
86	Jaxson Bowman	TE	Fr.	6-5	250	Cherry Hill, N.J. / Cherry Hill East
88	Elijah Sessoms	TE	Sr.	6-3	250	Dover, Del. / Dover
90	Logan Klein	TE	So.	6-5	220	Newark, Del. / Saint Mark's

## OFFENSIVE LINE (16)

51	Chandler Telfaire	OL	Fr.	6-4	285	Garner, N.C. / Enloe Magnet
54	Fintan Brose	OL	Gr.	6-2	312	Irwin, Pa. / Hempfield Area
55	Dylan Stewart	OL	Fr.	6-4	314	Burlington, Ky. / Conner
59	Patrick Methlie	OL	Gr.	6-3	305	Avondale, Pa. / Salesianum (West Chester)
60	Carter Sareyka	OL	So.	6-5	315	Newark, Del. / Red Lion Christian
61	Steven Demboski	OL	Sr.	6-4	305	Hillsdale, N.J. / Pascack Valley
62	Anthony Caccese	OL	Jr.	6-6	305	Reading, Pa. / Exeter Township Senior
63	Thomas Chernasky	OL	Sr.	6-5	290	Moscow, Pa. / Western Wayne
65	Wahkeem Roman	OL	Sr.	6-6	315	Elizabeth, N.J. / Highlands (Notre Dame College)
70	Anwar O'neal	OL	Jr.	6-5	309	Philadelphia, Pa. / Middletown [Del.]
71	Patrick Shupp	OL	Gr.	6-4	350	Easton, Pa. / Easton Area
72	Jaime Rosario	OL	Sr.	6-5	285	Chantilly, Va. / Westfield
74	Tyler Burnham	OL	So.	6-6	340	Long Branch, N.J. / Red Bank Catholic
75	Noah Rosahac	OL	So.	6-5	300	Jim Thorpe, Pa. / Jim Thorpe (Syracuse)
77	Cole Snyder	OL	Sr.	6-6	315	Calgary, Alberta / Vanier College (Montana State)
78	Bentley Allen II	OL	Fr.	6-5	325	Bowie, Md. / DeMatha Catholic

## GEOGRAPHICAL

## Canada (1)

77	Cole Snyder	OL
----	-------------	----

## Arizona (1)

41	Connor Witthoft	TE
----	-----------------	----

## Connecticut (3)

2	Mysonne Pollard	S
15	Jake Thaw	WR
45	Sean Quick	LB

## Delaware (10)

6	Kshawn Cox Jr.	CB
11	James Yelbert Jr.	DT
13	Noah Matthews	DE
34	Daniel McConomy	RB
37	Dillon Griffith	S
60	Carter Sareyka	OL
66	Bodie Frederick	LS
88	Elijah Sessoms	TE
89	Nate Ray	DE
90	Logan Klein	TE

## Florida (11)

2	Riley Trujillo	QB
9	Ja'Carree Kelly	WR
11	EJ Archield Jr.	QB
22	Jawarren Corbin	LB
24	Jalen Ross	CB
30	Alex Nash-Lally	S
33	Trace Scott III	DT
46	Julius Puryear	LB
53	Carson Shockley	DE
80	Matthew McKinley-Daniels	WR
83	Calvin Thomas	WR

## Georgia (4)

10	Blake Matthews	LB
18	Sean Wilson	WR
38	Kingsley Royal	S
95	Micah Pryor	DT

## Indiana (1)

18	Jamarion Kolagbodi	CB
----	--------------------	----

## Iowa (1)

3	Zach Marker	QB
---	-------------	----

## Kansas (1)

40	Scott Moore	TE
----	-------------	----

## Kentucky (1)

55	Dylan Stewart	OL
----	---------------	----

## Massachusetts (1)

32	Marje Mulumba	LB
----	---------------	----

## Maryland (11)

5	Austin Troyer	QB
8	Nick Laboy	WR
15	Gevaris Lassiter	LB
17	Jason Scott	S
31	Brandon Gorham	DE
35	Oliver Redd	RB
36	Nasir Eatmon	S
42	Alex Adebayo	CB
57	Noah Viito	LS
78	Bentley Allen II	OL
87	Donovan Lewis	WR

## Michigan (1)

99	Brenden Lach	P
----	--------------	---

**DEFENSIVE ENDS (8)**

0	Q'yaer Price	DE	Sr.	6-2	245	Paterson, N.J. / DePaul Catholic (Rutgers)
8	Ethan Saunders	DE	Gr.	6-0	250	Waynesboro, Pa. / Waynesboro
13	Noah Matthews	DE	Sr.	6-5	255	Bridgeville, Del. / Woodbridge (Kentucky)
31	Brandon Gorham	DE	Fr.	6-3	245	Odenton, Md. / Arundel
44	Kaeden Singleton	DE	So.	6-3	240	Lawrence, Pa. / Canon McMillan
49	Yamdry Hernandez	DE	Fr.	6-3	218	Atlantic City, N.J. / Atlantic City Institute of Technology
53	Carson Shockley	DE	So.	6-2	235	Jacksonville, Fla. / The Bolles School
89	Nate Ray	DE	Jr.	6-2	250	Wilmington, Del. / Salesianum

**DEFENSIVE TACKLES (8)**

5	Kion Wright	DT	Jr.	6-3	250	Philadelphia, Pa. / Cheltenham
9	Keyshawn Hunter	DT	Gr.	6-0	280	Washington, D.C. / H.D. Woodson (Old Dominion)
11	James Yelbert Jr.	DT	Sr.	6-5	265	Wilmington, Del. / Salesianum (Iowa Central CC)
33	Trace Scott III	DT	So.	6-4	265	Orlando, Fla. / Timber Creek
52	Dominick Brogna	DT	Sr.	6-2	300	Bayville, N.J. / Bergen Catholic
93	Jack Hall	DT	Gr.	6-2	285	Richmond, Va. / Benedictine College Prep
95	Micah Pryor	DT	Fr.	6-3	250	Stone Mountain, Ga. / Greater Atlanta Christian
98	Nick Karika	DT	Sr.	6-3	305	St. James, N.Y. / Smithtown East (Wagner)

**LINEBACKERS (13)**

10	Blake Matthews	LB	Sr.	6-2	215	Bremen, Ga. / Bremen (Troy)
15	Gevaris Lassiter	LB	Fr.	6-2	215	Upper Marlboro, Md. / Bishop McNamara
19	Dillon Trainer	LB	Gr.	6-1	230	Philadelphia, Pa. / La Salle College High School
20	Meikhi Cuttino	LB	So.	6-3	215	East Orange, N.J. / Paramus Catholic
21	Anthony Crenshaw Jr.	LB	Jr.	6-0	205	Arlington, Texas / James Martin
22	Jawarren Corbin	LB	Jr.	6-1	235	Wildwood, Fla. / South Sumter (Iowa Central CC)
32	Marje Mulumba	LB	Gr.	6-1	215	Beverly, Mass. / Beverly (Stonehill)
35	Gavin Moul	LB	Jr.	6-0	227	Bethel Park, Pa. / Bethel Park
45	Sean Quick	LB	Sr.	6-1	210	Darien, Conn. / Darien
46	Julius Puryear	LB	Fr.	6-2	220	Stuart, Fla. / Jensen Beach
48	Chris Collot	LB	Jr.	6-2	225	Sicklerville, N.J. / Saint Augustine
56	Mekhi Carmon	LB	Jr.	6-2	200	Newark, N.J. / Caravel Academy [Del.]
58	Colin Gallagher	LB	So.	6-1	220	Middletown, N.J. / Middletown South

**CORNER BACKS (9)**

1	Nate Evans	CB	Sr.	6-0	190	Virginia Beach, Va. / Frank W. Cox (NC State)
4	A'Khoury Lyde	CB	Sr.	5-9	185	Paterson, N.J. / DePaul Catholic (Wisconsin)
6	Kshawn Cox Jr.	CB	Jr.	5-10	175	Bridgeville, Del. / Wise [Md.]
12	Keontae Jenkins	CB	Gr.	5-10	180	Chesapeake, Va. / Frank W. Cox (Coastal Carolina/TCU)
18	Jamarion Kolagbodi	CB	Fr.	6-0	175	Fort Wayne, Ind. / Snider
24	Jalen Ross	CB	Fr.	6-0	170	Jacksonville, Fla. / The Bolles School
25	Azir Lee	CB	Fr.	6-0	170	Camden, N.J. / Camden
29	Nyair Domnie	CB	Jr.	5-9	172	Jersey City, N.J. / DePaul Catholic
42	Alex Adebayo	CB	So.	6-1	192	Elkridge, Md. / Howard

**SAFETIES (12)**

2	Mysonne Pollard	S	Sr.	6-2	187	Norwalk, Conn. / Norwalk (Monroe)
3	Hasson Manning Jr.	S	Jr.	5-11	186	Newark, N.J. / Hudson Catholic
7	KT Seay	S	Jr.	6-2	190	Norfolk, Va. / Maury
14	Kahlil Ali	S	Jr.	6-1	200	Pennsauken, N.J. / Pennsauken (Boston College)
16	Noah Jefferson	S	Fr.	6-2	194	Hampton, Va. / Phoebus
17	Jason Scott	S	Gr.	6-0	190	Laurel, Md. / Our Lady of Good Counsel (Boston College)
23	Nate Spak	S	Jr.	6-3	200	Pittsburgh, Pa. / North Allegheny
27	AJ Graham	S	Fr.	6-1	190	Mooresville, N.C. / Mooresville
30	Alex Nash-Lally	S	So.	5-11	185	Harmony, Fla. / Harmony
36	Nasir Eatmon	S	Fr.	6-0	180	Waldorf, Md. / North Point
37	Dillon Griffith	S	Fr.	6-0	190	Newark, Del. / Appoquinimink
38	Kingsley Royal	S	So.	5-11	188	Atlanta, Ga. / Woodward

**SPECIALISTS (6)**

39	Josh Cupitt	P	Gr.	5-11	185	Reading, Pa. / Exeter Township Senior (Towson)
57	Noah Vitko	LS	Jr.	6-0	230	Dunkirk, Md. / DeMatha Catholic
66	Bodie Frederick	LS	Fr.	6-2	275	Bethany Beach, Del. / Cape Henlopen
91	Nate Reed	K	Gr.	6-3	188	Manheim, Pa. / Manheim Central (East Stroudsburg)
92	Skyler Sholder	K	So.	5-10	185	Voorhees, N.J. / St. Joseph's Prep
99	Brenden Lach	P	Gr.	6-1	203	South Lyon, Mich. / South Lyon (Michigan Tech)

**North Carolina (3)**

27	AJ Graham	S
49	Maddox Sills	TE
51	Chandler Telfaire	OL

**New Jersey (27)**

0	Q'yaer Price	DE
1	Brandon Rehmann	WR
3	Hasson Manning Jr.	S
4	A'Khoury Lyde	CB
4	Nick Minicucci	QB
7	Thomas Amankwaa	WR
14	Kahlil Ali	S
17	Emmanuel Doku	WR
20	Meikhi Cuttino	LB
25	Azir Lee	CB
27	Jo Silver	RB
28	Saeed St. Fleur	RB
29	Nyair Domnie	CB
43	Luke Brown	WR
48	Chris Collot	LB
49	Yamdry Hernandez	DE
52	Dominick Brogna	DT
56	Mekhi Carmon	LB
58	Colin Gallagher	LB
61	Steven Demboski	OL
65	Wahkeem Roman	OL
74	Tyler Burnham	OL
81	Dan Parisi	WR
84	Ashton Navarette	WR
85	Jackson Whitacre	TE
86	Jaxson Bowman	TE
92	Skyler Sholder	K

**New York (1)**

98	Nick Karika	DT
----	-------------	----

**Pennsylvania (18)**

5	Kion Wright	DT
8	Ethan Saunders	DE
13	Ty Salazar	WR
19	Dillon Trainer	LB
23	Nate Spak	S
25	Jared Porter	RB
35	Gavin Moul	LB
39	Josh Cupitt	P
44	Kaeden Singleton	DE
54	Fintan Brose	OL
59	Patrick Methlie	OL
62	Anthony Caccese	OL
63	Thomas Chernasky	OL
70	Anwar O'neal	OL
71	Patrick Shupp	OL
75	Noah Rosahac	OL
82	Declan O'Brien	WR
91	Nate Reed	K

**Tennessee (1)**

16	Braden Streeter	QB
----	-----------------	----

**Texas (2)**

21	Anthony Crenshaw Jr.	LB
23	Viron Ellison Jr.	RB

**Virginia (10)**

0	Max Patterson	WR
1	Nate Evans	CB
6	Nick Tyree	WR
7	KT Seay	S
12	Keontae Jenkins	CB
16	Noah Jefferson	16
19	Kyre Duplessis	WR
26	Greg Spiller	RB
72	Jaime Rosario	OL
93	Jack Hall	DT

**Washington, D.C. (1)**

9	Keyshawn Hunter	DT
---	-----------------	----



**ROSTER BY CLASS**

<b>GRADUATES (19)</b>	<b>SENIORS (19)</b>	<b>JUNIORS (21)</b>	<b>SOPHOMORES (27)</b>	<b>FRESHMEN (24)</b>
Fintan Brose	Thomas	Kahlil Ali	Alex Adebayo	EJ Archield Jr.
Josh Cupitt	Amankwaa	Anthony Caccese	Luke Brown	Jaxson Bowman
Kyre Duplessis	Dominick Brogna	Mekhi Carmon	Tyler Burnham	Emmanuel Doku
Jack Hall	Thomas	Chris Collot	Meikhi Cuttino	Nasir Eatmon
Keyshawn Hunter	Chernasky	Jawarren Corbin	Viron Ellison Jr.	Bodie Frederick
Keontae Jenkins	Steven Demboski	Kshawn Cox Jr.	Colin Gallagher	Brandon Gorham
Nick Laboy	Nate Evans	Anthony	Logan Klein	AJ Graham
Brenden Lach	Nick Karika	Crenshaw Jr.	Daniel McConomy	Dillon Griffith
Zach Marker	A'Khouri Lyde	Nyair Domnie	Matthew	Yamdry
Patrick Methlie	Blake Matthews	Ja'Carree Kelly	McKinley-Daniels	Hernandez
Marje Mulumba	Noah Matthews	Donovan Lewis	Alex Nash-Lally	Noah Jefferson
Declan O'Brien	Max Patterson	Hasson	Ashton Navarette	Jamarion
Nate Reed	Mysonne Pollard	Manning Jr.	Oliver Redd	Kolagbodi
Ethan Saunders	Q'yaer Price	Nick Minicucci	Brandon Rehmann	Gevaris Lassiter
Jason Scott	Sean Quick	Gavin Moul	Noah Rosahac	Azir Lee
Patrick Shupp	Wahkeem Roman	Anwar O'neal	Kingsley Royal	Scott Moore
Jake Thaw	Jaime Rosario	Dan Parisi	Carter Sareyka	Jared Porter
Dillon Trainer	Elijah Sessoms	Nate Ray	Trace Scott III	Micah Pryor
Connor Witthoft	Jo Silver	KT Seay	Carson Shockley	Julius Puryear
	Cole Snyder	Nate Spak	Skyler Sholder	Jalen Ross
	James Yelbert Jr.	Saeed St. Fleur	Kaeden Singleton	Ty Salazer
		Noah Vitko	Greg Spiller	Maddox Sills
		Kion Wright	Braden Streeter	Dylan Stewart
			Austin Troyer	Chandler Telfaire
			Riley Trujillo	Calvin Thomas
			Nick Tyree	
			Jackson Whitacre	
			Sean Wilson	

**NAME GAME**

<b>ALEX (2)</b>	<b>NOAH (4)</b>	<b>JR./II/III (8)</b>
Adebayo	Jefferson	Bentley
Nash-Lally	Matthews	Allen II
	Rosahac	
<b>ANTHONY (2)</b>	Vitko	EJ
Caccese		Archield Jr.
Crenshaw Jr.	<b>PATRICK (2)</b>	
	Methlie	Kshawn
<b>BRANDON (2)</b>	Shupp	Cox Jr.
Gorham		
Rehmann	<b>SEAN (2)</b>	Anthony
	Quick	Crenshaw Jr.
<b>DAN/DANIEL (2)</b>	Wilson	
McConomy	<b>THOMAS (2)</b>	Viron
Parisi	Amankwaa	Ellison Jr.
	Chernasky	Hasson
<b>MEKHI/MEIKHI (2)</b>	<b>MATTHEWS (2)</b>	Manning Jr.
Carmon	Blake	Trace
Cuttino	Noah	Scott III
<b>NATE (4)</b>	<b>SCOTT (2)</b>	James
Evans	Jason	Yelbert Jr.
Ray	Trace	
Reed		
Spak		
<b>NICK (4)</b>		
Karika		
Laboy		
Minicucci		
Tyree		

**SCHOOL PRIDE**

<b>BOSTON COLLEGE (2)</b>	<b>APPOQUINIMINK (2)</b>	<b>SALESIANUM (3)</b>
Kahlil Ali	Dillon Griffith	Patrick Methlie
Jason Scott	Daniel McConomy	Nate Ray
		James Yelbert Jr.
<b>COASTAL CAROLINA (2)</b>	<b>BERGEN CATHOLIC (2)</b>	<b>ST. JOSEPH'S PREP (2)</b>
Kyre Duplessis	Dominick Brogna	Brandon Rehmann
Keontae Jenkins	Saeed St. Fleur	Skyler Sholder
<b>IOWA CENTRAL COMMUNITY (3)</b>	<b>DEMATHA CATHOLIC (2)</b>	<b>THE BOLLES SCHOOL (2)</b>
Jawarren Corbin	Bentley Allen II	Jalen Ross
Zach Marker	Noah Vitko	Carson Shockley
James Yelbert Jr.		
<b>RUTGERS (3)</b>	<b>DON BOSCO PREP (2)</b>	
Thomas Amankwaa	Nick Minicucci	
Max Patterson	Dan Parisi	
Q'yaer Price	<b>EXETER TOWNSHIP SENIOR (2)</b>	
	Anthony Caccese	
	Josh Cupitt	
	<b>FRANK W. COX (2)</b>	
	Nate Evans	
	Keontae Jenkins	
	<b>MIDDLETOWN [DEL.] (2)</b>	
	Anwar O'neal	
	Austin Troyer	

**HOMETOWN HEROS**

<b>BRIDGEVILLE, DE (2)</b>	<b>IRWIN, PA (2)</b>
Kshawn Cox Jr.	Fintan Brose
Noah Matthews	Declan O'Brien
<b>NEWARK, DE (3)</b>	<b>PHILADELPHIA, PA (2)</b>
Dillon Griffith	Anwar O'neal
Logan Klein	Dillon Trainer
Carter Sareyka	Kion Wright
<b>WILMINGTON, DE (2)</b>	<b>READING, PA (2)</b>
Nate Ray	Anthony Caccese
James Yelbert Jr.	Josh Cupitt
<b>GAINESVILLE, FL (3)</b>	
Ja'Carree Kelly	
Matthew	
McKinley-Daniels	
Calvin Thomas	
<b>JACKSONVILLE, FL (2)</b>	
Jalen Ross	
Carson Shockley	
<b>NEWARK, NJ (2)</b>	
Mekhi Carmon	
Hasson Manning Jr.	
<b>PATERSON, NJ (2)</b>	
A'Khouri Lyde	
Q'yaer Price	



## HEAD COACH RYAN CARTY

**Hometown:** Branchburg, N.J.  
**High School:** Somerville  
**Alma Mater:** Delaware '06  
**Degree:** Management  
**Year in Coaching:** 19th in 2025  
 (Fourth as head coach at UD)  
**Wife:** Katie

### NOTABLE HIGHLIGHTS

2003 FCS National Champ.  
 2006 Team Captain  
 2020 FCS National Champ.  
 2020 Southland Conf. Champ.  
 2021 FCS Coordinator of the Year  
 2021 Western Athletic Conf. Champ.

### AS DELAWARE HEAD COACH

<b>Year</b>	4th in 2025
<b>Overall Record</b>	28-12
<b>Home</b>	20-3
<b>Away/Neutral</b>	8-9
<b>vs. Top 25 Teams</b>	0-1
<b>vs. Top 10/Top 5 Teams</b>	0-1/0-0
<b>In CUSA Games</b>	0-0

### CARTY YEAR-BY-YEAR

YEAR	W-L	PCT.	CONF
2022	8-5	.615	4-4
2023	9-4	.692	6-2
2024	9-2	.818	6-2
2025	2-1	.667	0-0
<b>TOTAL</b>	<b>28-12</b>	<b>.700</b>	<b>16-8</b>

**First career win:** 14-7 at Navy 9/3/22  
**Program's First FBS win as FBS:**  
 44-41 OT vs UConn 9/13/25  
**Postseason:** 2-2 in FCS Playoffs

## HEAD COACH RYAN CARTY

A 2006 University of Delaware alum and member of the 2003 national championship team, Ryan Carty was named the head football coach in December 2021.

In January 2025, Carty signed an extension that will keep him in Newark through the 2030 season.

Entering 2025, the Blue & Gold have gone 26-11 under Carty. In his first two seasons, the team won a FCS First Round game. UD has at least eight wins in three-straight years for the first time since the 1995-97 seasons, and the nine wins in both 2023 and 2024 marked the first back-to-back nine-win seasons since 2003-04. Delaware's win over Rhode Island in 2024 was Carty's 25th career victory, tying him with David Nelson for the third-fastest Delaware coach to reach 25 wins. The Hens have scored at least 40 points on 14 occasions and surpassed 400 total yards 19 times, including 11 games with 500-plus.

UD has had 34 All-CAA honorees during Carty's tenure, including a league-high 15 in 2024. Five Blue Hens have received All-American selections. The program has also been successful off the field with 254 CAA Commissioner's Academic Honor Roll honorees, 14 CSC Academic All-District selections, and two Campbell Trophy Award semifinalists.

Prior to being named the head coach at his alma mater, Carty spent four seasons as the offensive coordinator at Sam Houston. He was named the FCS Coordinator of the Year by FootballScoop.com and to Dave Campbell's Texas Football's "Top 40 Coaches Under 40" list, Carty played an instrumental part in Sam

Houston winning the 2020 FCS National Championship as well as advancing to the 2021 FCS quarterfinals.

Carty's offense helped lead Sam Houston to a 34-10 record from 2018-21 and a 21-1 mark in his final two seasons. During his four-year stint with Sam Houston, the Bearkats advanced to the playoffs in back-to-back years and won two conference titles.

The Bearkats had an undefeated regular season in 2021 and advanced to the FCS Quarterfinals. Sam Houston finished the season ranked third in the nation in scoring offense (41.0 ppg), fifth in total offense (490.9 ypg), and sixth in rushing offense (228.2 ypg).

During the Bearkats' undefeated 10-0 Spring 2021 season, SHSU ranked first nationally in total yards (4,403), first in touchdowns (45), third in first downs (204), seventh in passing yards per attempt (8.6), eighth in passing yards per completion (14.3), ninth in scoring offense (38 ppg), 13th in total offense (440 ypg), and 13th in passing offense (282 ypg).

Before his stop in Huntsville, Carty had an 11-year run on the New Hampshire coaching staff, including six years as the offensive coordinator and quarterbacks coach. During Carty's stint at New Hampshire, the Wildcats qualified for the FCS playoffs in each of Carty's six seasons as offensive coordinator, compiling an 8-6 postseason record and reaching the semifinals in 2013 and 2014.

The Branchburg, N.J. native, a team captain during his 2006 senior campaign, earned his bachelor's degree in management from Delaware in 2006.

### CARTY'S COACHING ASSIGNMENTS

YEAR	SCHOOL	POSITION
2022-Pres.	Delaware	Head Coach
2018-21	Sam Houston	Offensive Coordinator/Quarterbacks
2012-17	New Hampshire	Offensive Coordinator/Quarterbacks
2010-11	New Hampshire	Wide Receivers
2008-09	New Hampshire	Running Backs
2007	New Hampshire	Tight Ends

### SUPERLATIVES UNDER RYAN CARTY

Total Yds.	619 at Towson, 10/28/23	Most Sacks	6.0 vs Monmouth, 11/5/22
Points Scored	56 vs Saint Francis (PA), 11/26/22	Least Yds. Against	129 vs Sacred Heart, 9/28/24
Yds. Rushing	322 vs N.C. A&T, 10/14/23	Least Pass Yds. Against	31 vs N.C. A&T, 10/14/23
Yds. Passing	414 vs Stony Brook, 8/31/23	Least Rush Yds. Against	
Yds. Per Play	8.72 at Towson, 10/28/23		36 vs New Hampshire, 9/23/23
Turnovers	4 vs Maine, 10/12/24	Least Pts. Against	0 vs Sacred Heart, 9/28/24

## OFFENSIVE ASSISTANT COACHES



**TERENCE ARCHER**  
ASSISTANT HEAD COACH / WR  
OFFENSIVE COORDINATOR

**Quick Facts:** 4th season at UD... Promoted to OC prior to the 2023 season... Produced four all-conference WR's since arriving in Newark... Made stops at La Salle, Monmouth, and Sam Houston... Tutored the top passer and two highest receivers at Sam Houston as the pass game coordinator and OC... Was part of the 2020 FCS National Champion Sam Houston coaching staff... With the Kats, coached three of the top 25 offenses in yards per game in a season all-time... Coached 10-year NFL WR Chris Hogan during his only season of football at Monmouth.



on field




press box



**CHRIS ROGERS**  
RUN GAME COORDINATOR  
OFFENSIVE LINE

**Quick Facts:** 4th season at UD... Produced five all-conference offensive linemen, including an All-American in 2024... Previously at Sam Houston, produced eight All-SLC/WAC selections between tight end and OL, including having the entire offensive line named All-WAC in 2021... Was part of the 2020-21 FCS National Champion Sam Houston coaching staff.



**SEAN GOLDRICH**  
PASS GAME COORDINATOR / QB  
RECRUITING COORDINATOR

**Quick Facts:** 4th season at UD... Helped mentor current Houston Roughnecks quarterback Nolan Henderson into earning all-conference honors as a graduate student and signing an UDFA contract with the Baltimore Ravens in 2023 as he threw for a school record 32 touchdowns in 2022... Earned two role promotions since coming to Newark, being named the pass game coordinator starting in 2024, and the recruiting coordinator ahead of the 2025 campaign... Made stops at Yale and New England before Delaware... Played for then quarterbacks coach and offensive coordinator Ryan Carty as a quarterback at New Hampshire.



**GARRETT SMITH**  
ASST. SPECIAL TEAMS COORDINATOR  
TIGHT ENDS

**Quick Facts:** 4th season at UD... Joined UD in February 2022 as the team's tight ends coach and was named assistant special teams coordinator in 2024... Produced two all-conference tight ends (Braden Brose and Caleb Fauria) as well as assisted in the development of two all-conference specialists (K Nate Reed and PR Jake Thaw)... Was on staff at Sam Houston as an offensive quality control coach, helping the Bearkats win the 2020-21 FCS National Championship... Spent three seasons as an offensive graduate assistant at his alma mater Louisiana-Monroe... Worked with the Warhawks' quarterbacks, wide receivers, and tight ends while also assisting with special teams.



**XAVIER DYE**  
RUNNING BACKS

**Quick Facts:** 1st season at UD... Joins the Fightin' Blue Hens after two seasons at Coastal Carolina... The Chanticleers averaged 163.52 rushing yards per game under Dye in his 26 games coaching the running backs... Coached current Virginia Tech running back Braydon Bennett to All-Sun Belt honorable mention honors... Made stops at South Florida and West Virginia coaching receivers and tight ends... Served as a graduate assistant coach at his alma mater, Clemson University, coaching future NFL wide receivers such as Tee Higgins, Hunter Renfrow, and Justyn Ross, helping the Tigers secure the 2018 College Football Playoff National Championship.

## ANALYSTS



**TYLER FERGUSON**  
SENIOR  
OFFENSIVE  
ANALYST



**NICK HUNTER**  
SENIOR  
DEFENSIVE  
ANALYST



**TY CRABB**  
OFFENSIVE  
ANALYST



**BROCK GINGRICH**  
OFFENSIVE  
ANALYST



**NOAH PLACK**  
DEFENSIVE  
ANALYST



**CARSON TURNER**  
DEFENSIVE  
ANALYST



**THEO BROWN**  
SPECIAL TEAMS  
ANALYST



## DEFENSIVE ASSISTANT COACHES

**ART LINK**  
**ASSISTANT HEAD COACH**  
**SAFETIES**

**Quick Facts:** 4th season at UD... Produced six all-conference selections between special teams and safeties since arriving in Newark... Coached two of the top-six in Delaware program history in punt average... In his first season at Delaware, coached the safeties to the second best defense in FCS, at 137.8 yards per game... Made previous stops at Christopher Newport, Lafayette, New Hampshire, Campbell, Catholic, and Florida... At the helm of Christopher Newport, he coached two NJAC Defensive Players of the Year, two Division III All-Americans, and 42 All-NJAC honorees.



on field



press box

**MANNY ROJAS**  
**DEFENSIVE COORDINATOR**

**Quick Facts:** 8th season at UD, 6th as DC... In his second stint in Newark, after serving as the linebackers coach from 2017-18... Also coached at Lafayette, Richmond, and Liberty... Has produced 32 all-conference defensive players and 22 All-Americans since returning to Newark... Assisted in the development of Troy Reeder and Kedrick Whitehead signing NFL undrafted free agent contracts, and Jackson Taylor picking up a rookie minicamp invite from the Kansas City Chiefs... Rojas began his coaching career at his alma mater Liberty where he was a defensive and special teams assistant coach during the 2010-11 seasons... Earned two-time All-Big South honors as a player at Liberty, also serving as a team captain as a senior.

**ROCCO DIMECO**  
**SPECIAL TEAMS COORDINATOR**  
**LINEBACKERS**

**Quick Facts:** 3rd season at UD, 2nd season as STC... Helped tutor six all-conference players between special teams and linebackers during his first two seasons in Newark... Made stops at Anna Maria, Holy Cross, Rutgers, Winona State, and Long Island... Coached Jackson Taylor to All-American honors during Taylor's sole season in the blue & gold... At Rutgers and Winona State, coached kick returners who earned All-Region and All-American honors... Earned first team All-ECFC honors as a player at Norwich University.

**CORICO WRIGHT**  
**PASS GAME COORDINATOR**  
**CORNER BACKS**

**Quick Facts:** 3rd season at UD... Coached three cornerbacks to all-conference honors in Newark thus far, including Tyron Herring, who earned an UDFA contract with the Green Bay Packers after the 2025 NFL Draft... Made previous stops at Clemson, Murray State, James Madison, and Furman... Developed nine all-conference defensive backs at Furman... Assisted two defensive backs to All-American status, one at each JMU and Murray State, both eventually earning NFL contracts... Coached under Dabo Swinney after matriculation for three seasons as a graduate assistant.

**KYRE HAWKINS**  
**DEFENSIVE LINE**

**Quick Facts:** 2nd season at UD... Coached the Fightin' Blue Hens defense to 28 sacks in his first campaign in Newark, the most since 2017... At Division II Emory & Henry, his defense led the country in sacks (26) in just four games, led by ODAC Defensive Player of the Year and Second Team All-American Jay Swegheimer... Played in 55 games with 46 starts for JMU, winning the 2016 FCS National Championship.

## SUPPORT STAFF

**Patrick Callaway** // General Manager  
**Jerry Oravitz** // Senior Assoc. AD, Football/Chief of Staff  
**Michael Armstrong** // Associate AD, Football Operations  
**Haley Alioto** // Assistant Director, Football Operations  
**JT Tober** // Director, Football Video/Analytics  
**Ben Rubenstein** // Director, Player Personnel  
**Chris Stewart** // Associate AD, Strength & Conditioning  
**Tom Evans** // Director, Strength & Conditioning  
**Evan Weinstein** // Asst. Strength & Conditioning Coach  
**Austin Mark** // Director, Performance Nutrition  
**Christina Rasnake** // Director, Sports Science & Analytics

**Alec Schwartz** // Head Football Equipment Manager  
**Jack Levis** // Assistant Equipment Manager  
**Andrew Reisman, MD** // Chief Medical Officer  
**Annie Stock** // Head Football Athletic Trainer  
**Bria Butler** // Assistant Athletic Trainer  
**Garrett Miller** // Assistant Athletic Trainer  
**Angela Johnson** // Director, Student Services for Athletes  
**Carly Notaroberto** // Academic Advisor II  
**Ed LeFurge III** // Assistant AD, Communications  
**Eli Vaupen** // Associate Director, Communications

# HENS IN THE NFL



Joe Flacco (L), Brett Veach (C), and Troy Reeder (R) have all hoisted the Lombardi Trophy after graduating from the University of Delaware. All three are still well connected with the football program.

The Fightin' Blue Hens have garnered great success in the NFL following careers in Newark. In total, 37 players have spent time on a regular season roster. Several others have always represented the Blue & Gold as a coach, front office staffer, and even officials. In total, a Blue Hen has been a part of 28 Super Bowls, with 21 rings amongst the group.

## ALL-TIME ACTIVE ROSTERS


Leon Dombrowski (LB)	1960
Conway Hayman (G)	1972, 1975-80
Dennis Johnson (DL)	1974-78
Bob Patton (C)	1976
Jeff Komlo (QB)	1979-83
Ivory Sully (DB)	1979-87
Scott Brunner (QB)	1980-83, 1985
George Schmitt (DB)	1983
Dan Reeder (FB)	1986-87
Rich Gannon (QB)	1987-93, 1995-04
Joe McGrail (DL)	1987
Joe McHale (LB)	1987
Jeff Modesitt (TE)	1987
Tim Jacobs (CB)	1993-97
Mike Cecere (DE)	2001
Jamin Elliott (WR)	2002-03, 2006-07
Mike Adams (DB)	2004-19
Andy Hall (QB)	2005
Mondoe Davis (LB)	2005
Shawn Johnson (DE)	2005
Joe Minucci (DL)	2006
Ben Patrick (TE)	2007-10
<b>Joe Flacco (QB)</b>	<b>2008-Pres.</b>
Josh Baker (TE)	2011
Pat Devlin (QB)	2011-13, 2015
Ronald Talley (DE)	2011-13
Anthony Walters (DB)	2011-14
Gino Gradkowski (C)	2012-16, 2018
Matt Hardison (DT)	2012
Marcus Burley (CB)	2013-17
Paul Worrilow (LB)	2013-20
Zach Kerr (DL)	2014-21
Nick Boyle (TE)	2015-22
Erle Ladson (OT)	2015
<b>Bilal Nichols (DL)</b>	<b>2018-Pres.</b>
Nasir Adderley (DB)	2019-22
<b>Troy Reeder (LB)</b>	<b>2019-Pres.</b>

## ACTIVE STAFFERS

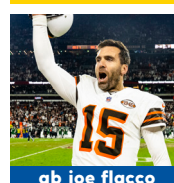
Mike Adams	Asst. DB Coach	NY Giants
Joe Bleymaier	Pass Game Coord.	KC Chiefs
Laurel McHale	Scouting Asst.	Phila. Eagles
Sarah Jackson	Football Ops.	NE Patriots
Danny Leddy	Business Ops.	TB Bucs
Matt Nagy	Off. Coordinator	KC Chiefs
Brett Veach	General Manager	KC Chiefs

## FORMER NFL OFFICIALS

Scott Green	3x Super Bowl Off.	1991-2013
Jim Quirk	2x Super Bowl Off.	1988-2008



## FOLLOW THE ACTIVE HENS



qb joe flacco



Sunday, September 21  
vs. Green Bay  
1 pm on FOX



dl bilal nichols



Sunday, September 21  
at San Francisco  
4:25 pm on FOX



lb troy reeder



Sunday, September 21  
at Philadelphia  
1 pm on FOX



kc chiefs



Sunday, September 21  
at NY Giants  
8:20 pm on NBC



ac mike adams



Sunday, September 21  
vs. KC Chiefs  
8:20 pm on NBC



# DELAWARE STADIUM



Delaware Stadium was completed in 1952 and after renovations in 2020 and 2021, came the addition of the Whitney Athletic Center. Delaware Stadium is home to the Fightin' Blue Hens football team as well as both the UD's men's and women's lacrosse programs since 2010.

With the newest renovation to include a new press box as part of the Whitney Athletic Center project, the capacity now sits at 18,077.

The stadium served as a host site of NCAA Division I Men's Lacrosse tournament competition

four times, most recently in 2017 for the Men's Division I Lacrosse Quarterfinals.

Delaware Stadium has undergone extensive renovations throughout the years, including the installment of a new synthetic FieldTurf surface that in July 2017. Also included in the renovations were new bleachers, eight poles of permanent broadcast-quality lights (2000), and handrails installed throughout the stadium seating areas (2011). The most recent renovation was the addition of a new Daktronics video board in the north end zone in 2023.

In 2002, the Delaware Stadium playing surface was dedicated as Tubby Raymond Field, recognizing Delaware's College Football Hall of Fame head coach who retired following the 2001 season after compiling 300 victories in 36 seasons. Raymond passed away in December, 2017.

Other events held in the stadium include the annual Blue-Gold Delaware High School Football All-Star game and University of Delaware graduation ceremonies.





# WHITNEY ATHLETIC CENTER



The Whitney Athletic Center opened its doors in 2021. The facility houses performance nutrition, strength & conditioning, athletic training rooms, academic spaces and student athlete development and compliance offices.

On the first floor of the multi-million dollar facility, you can find the main athletic training room which includes three hydrotherapy pools and provides athletes with direct access to the Flacco Strength & Conditioning Center. The Flacco Strength & Conditioning Center provides athletes with a 10,000 sq. foot state of the art strength and conditioning center outfitted with 14 double-sided Sorinex squat racks and a 15-yard turf field directly attached to it.

Just outside of the Flacco Strength & Conditioning Center and the athletic training room is the sports performance nutrition center where athletes can have a grab-and-go breakfast, smoothies, cooking demos, and snacks throughout the day.

The second floor includes the Puglisi Family Cardio Mezzanine with multiple treadmills, stationary bikes, and other cardio equipment. Outside the Puglisi Family Cardio Mezzanine is the student-athlete academic success suite that houses student-athlete development, career, and NCAA compliance offices. Across the hall is the Sparks Student Success Suite and the Whitney Kitchen. The Whitney Kitchen is open to all UD

students and can be added as part of a student's meal plan.

Off of the Whitney Kitchen is the Stadium Club and the President's Suite to enjoy football and lacrosse games in Delaware Stadium in comfort.

The top floor of the Whitney is home to the Delaware Stadium press box as well as individual booths for press, media, coaches for both teams, broadcasting, and game day operations. Suites are also provided for the Athletic Directors for both schools at any given event at Delaware Stadium.



# CONFERENCE USA



## STAFF

Commissioner.....	Judy MacLeod
Deputy Comm.....	Keisha Dunlap
Exec. Assoc. Comm.....	Dr. Robert Philippi
Sr Assoc. Comm.....	Kelly Carney
Sr Assoc. Comm/Chief Legal Off.....	Grant Newton
Assoc. Comm, Sports Serv.....	Kelly Gatwood
Assoc. Comm/Chief Revenue Off.....	Drew Maulsby
Assoc. Comm, Business Affairs.....	D. Tia Randolph
Assoc. Comm, Football.....	Tre Stallings
Asst. Comm, Video & Production.....	Keith King
Asst. Comm., Mark. & Digital.....	Sarah Rudolph
Asst. Comm, Strat. Comm. (FB).....	Josh Yonis
Director, Business Affairs and Administration	
.....	Christian Potier
Assoc. Director, Digital.....	Dane Lewis
Asst. Director, Digital.....	Addison Franklin
Multimedia/Branding/Creative Services	
Consultant.....	Erika Amstadt Hirschfeld
Compliance and Student Services Consultant	
.....	Melissa Marchini
Senior Meeting & Events Consultant.....	
.....	Carmen Locke

## MEDIA RELATIONS

Media may contact the Conference USA office by phone (214-774-1300) or e-mail to be included on the league's e-mail lists for releases and information.

Statistics are updated on Sundays, weekly releases on Mondays, and press conference quotes on Mondays and Tuesdays.

Please contact Josh Yonis (jyonis@conferenceusa.com) in the conference office with requests or questions.

Conference USA sponsors competition in 19 sports – eight for men (baseball, basketball, cross country, football, golf, tennis, and indoor and outdoor track and field) and 11 for women (basketball, beach volleyball, bowling, cross country, golf, soccer, softball, tennis, indoor and outdoor track and field, and volleyball).

The league's schools are among the nation's best in academic performance of student-athletes, bolstered by the fact that student-athletes at league schools have a higher graduation rate than the general student population. Each year the league names recipients to the Commissioner's Honor Roll and awards the Commissioner's Academic Medal, indicative of outstanding achievement in the classroom. Honor Roll is awarded to student-athletes in conference-sponsored sports that have achieved a 3.0 cumulative GPA or above, while Academic Medal recipients have achieved a 3.75 cumulative GPA or above. CUSA annually awards each institution a Jim Castañeda Postgraduate Scholarship, along with the Sport Academic Awards, Scholar-Athletes of the Year and the Institutional Academic Excellence Award.

CUSA emphasizes the relationships our student-athletes form with our member communities through volunteer service and has implemented several initiatives designed to maintain strong ties within our communities, as well as with fans and alumni across the country. Individually, student-athletes are recognized each season through the Spirit of Service award.

CUSA enjoys significant exposure through a new multimedia rights deal that launched in 2023-24. These partnerships, which include long-term partners CBS Sports Network and ESPN, emphasize accessibility, opportune scheduling models, along with increased national linear and digital exposure for football, men's and women's basketball and conference Olympic sports. Through its partnership with Sidarm Sports, the league's official website, ConferenceUSA.com, features a nationally recognized content management system providing a place for fans, members, and media to connect with us. Additionally, CUSA partnership with industry-leader INFLCR supplies a content delivery platform for our student-athletes.

## CUSA BOWL SYNOPSIS

Conference USA is in the final year of the league's six-year cycle of the bowl lineup, concluding with the 2025 season. The conference is guaranteed seven bowl appearances in each year of the cycle and will have associations with up to 16 different bowls.

As part of the new bowl cycle, CUSA will annually send teams to the Bahamas Bowl against a Mid-American Conference opponent, and to the R+L Carriers New Orleans Bowl, against a Sun Belt Conference school. The league has participated in all 10 Bahamas Bowls and has placed a team in the New Orleans Bowl 20 times in its first 24 years.

The league continues its relationship with the Radiance Technologies Independence Bowl. CUSA is guaranteed to send a team to the Shreveport, Louisiana-based bowl in 2025, while holding a secondary agreement with the bowl in the other years of the cycle.

The conference's remaining guaranteed selections in the cycle (either four or five per season) will include the 68 Ventures Bowl (Mobile, Alabama) or from among 11 games which are owned and operated by ESPN Events. A backup opportunity also exists for the Quick Lane Bowl after ESPN and/or Independence Bowl slots have been filled.



### NEW ORLEANS BOWL

December 23, 2025 | 6:30 p.m.  
Caesars Superdome | New Orleans, La.



### INDEPENDENCE BOWL

December 30, 2025 | 3 p.m.  
Independence Stadium | Shreveport, La.



### BAHAMAS BOWL

Date & Location TBD



opponent

# SCHEDULES AND RESULTS

## DELAWARE STATE (2-1)

A-28	at Delaware .....	L, 35-17
S-06	Albany .....	W, 37-32
S-13	Bowie State .....	W, 36-14
S-20	at Saint Francis .....	1 p.m.
S-27	at Sacred Heart .....	Noon
O-04	at Monmouth .....	1 p.m.
O-11	Southern Connecticut State .....	Noon
O-25	at North Carolina Central .....	1 p.m.
O-30	vs Norfolk State .....	7:30 p.m.
N-08	at Morgan State .....	3:30 p.m.
N-15	Howard .....	1 p.m.
N-22	South Carolina State .....	1 p.m.

## COLORADO (1-2)

A-29	Georgia Tech .....	L, 27-20
S-06	Delaware .....	W, 31-7
S-12	at Houston .....	L, 36-20
S-20	Wyoming .....	8:15 p.m.
S-27	BYU .....	8:15 p.m.
O-4	at TCU .....	TBA
O-11	Iowa State .....	TBA
O-25	at Utah .....	TBA
N-01	Arizona .....	TBA
N-08	at West Virginia .....	TBA
N-22	Arizona State .....	TBA
N-29	at Kansas State .....	TBA

## UCONN (1-2)

A-30	Central Connecticut State .....	W, 59-13
S-06	at Syracuse .....	L, 27-20 OT
S-13	at Delaware .....	L, 44-41 OT
S-20	Ball State .....	3:30 p.m.
S-27	at Buffalo .....	3:30 p.m.
O-04	FIU .....	3:30 p.m.
O-18	at Boston College .....	TBA
O-25	at Rice .....	TBA
N-01	UAB .....	Noon
N-08	Duke .....	3:30 p.m.
N-15	Air Force .....	Noon
N-22	at Florida Atlantic .....	TBA

## FIU (2-1, 0-0 CUSA)

A-29	Bethune-Cookman .....	W, 42-9
S-06	at No. 2 Penn State .....	L, 34-0
S-13	Florida Atlantic .....	W, 38-28
S-20	Delaware* .....	6 p.m.
O-04	at UConn .....	3:30 p.m.
O-14	at WKU* .....	8 p.m.
O-21	Kennesaw State* .....	7 p.m.
O-29	at Missouri State* .....	8 p.m.
N-08	at Middle Tennessee* .....	3 p.m.
N-15	Liberty* .....	5 p.m.
N-22	Jacksonville State* .....	3:30 p.m.
N-29	at Sam Houston* .....	1 p.m.

## WKU (2-1, 1-0 CUSA)

A-23	Sam Houston* .....	W, 41-24
A-30	North Alabama .....	W, 55-6
S-06	at Toledo .....	L, 45-21
S-20	Nevada .....	6 p.m.
S-27	at Missouri State* .....	6 p.m.
O-03	at Delaware* .....	6 p.m.
O-14	FIU* .....	7 p.m.
O-21	at LA Tech* .....	6:30 p.m.
N-01	New Mexico State* .....	2:30 p.m.
N-15	Middle Tennessee* .....	2:30 p.m.
N-22	at LSU .....	TBA
N-29	at Jacksonville State* .....	1 p.m.

## JACKSONVILLE STATE (1-2, 1-0 CUSA)

A-28	at UCF .....	L, 17-10
S-6	Liberty* .....	W, 34-24
S-13	at Georgia Southern .....	L, 41-34
S-20	Murray State .....	6 p.m.
S-27	at Southern Miss .....	TBA
O-9	at Sam Houston* .....	7 p.m.
O-15	Delaware* .....	6 p.m.
O-29	at Middle Tennessee* .....	6:30 p.m.
N-8	at UTEP* .....	2 p.m.
N-15	Kennesaw State* .....	1 p.m.
N-22	at FIU* .....	2:30 p.m.
N-29	Western Kentucky* .....	1 p.m.

## MIDDLE TENNESSEE (1-2, 0-0 CUSA)

A-30	Austin Peay .....	L, 34-14
S-6	at Wisconsin .....	L, 42-10
S-13	at Nevada .....	W, 14-13
S-20	Marshall .....	6 p.m.
S-27	at Kennesaw State* .....	5 p.m.
O-8	Missouri State* .....	6:30 p.m.
O-22	at Delaware* .....	6:30 p.m.
O-29	Jacksonville State* .....	6:30 p.m.
N-8	FIU* .....	2 p.m.
N-15	at Western Kentucky* .....	2:30 p.m.
N-22	Sam Houston* .....	2 p.m.
N-29	at New Mexico State* .....	2 p.m.

## LIBERTY (1-2, 0-1 CUSA)

A-30	Maine .....	W, 28-7
S-6	at Jacksonville State* .....	L, 34-24
S-13	at Bowling Green .....	L, 23-13
S-20	James Madison .....	6 p.m.
S-27	at Old Dominion .....	6 p.m.
O-8	at UTEP* .....	8 p.m.
O-14	New Mexico State* .....	7 p.m.
N-1	Delaware* .....	3:30 p.m.
N-8	Missouri State* .....	1 p.m.
N-15	at FIU* .....	5 p.m.
N-22	at LA Tech* .....	3 p.m.
N-29	Kennesaw State* .....	3:30 p.m.

## LA TECH (2-1, 1-0 CUSA)

A-30	Southeastern .....	W, 24-0
S-6	at No. 3 LSU .....	L, 23-7
S-13	New Mexico State* .....	W, 49-14
S-20	Southern Miss .....	6:30 p.m.
S-27	at UTEP* .....	8 p.m.
O-9	at Kennesaw State* .....	6 p.m.
O-21	WKU* .....	6:30 p.m.
O-31	Sam Houston* .....	7 p.m.
N-8	at Delaware* .....	2 p.m.
N-15	at Washington State .....	9 p.m.
N-22	Liberty* .....	2 p.m.
N-29	at Missouri State* .....	1 p.m.

## SAM HOUSTON (0-3, 0-1 CUSA)

A-23	at Western Kentucky* .....	L, 41-24
A-29	UNLV .....	L, 38-21
S-6	at Hawaii .....	L, 37-20
S-20	at No. 8 Texas .....	7 p.m.
O-2	at New Mexico State* .....	8 p.m.
O-9	Jacksonville State* .....	7 p.m.
O-15	UTEP* .....	6 p.m.
O-31	at LA Tech* .....	7 p.m.
N-8	at Oregon State .....	9 p.m.
N-15	Delaware* .....	Noon
N-22	at Middle Tennessee .....	2 p.m.
N-29	FIU* .....	Noon

## WAKE FOREST (2-1)

A-29	Kennesaw State .....	W, 10-9
S-6	Western Carolina .....	W, 42-10
S-11	NC State .....	L, 34-24
S-27	Georgia Tech .....	Noon
O-4	at Virginia Tech .....	TBA
O-11	at Oregon State .....	TBA
O-25	SMU .....	TBA
N-1	at Florida State .....	TBA
N-8	at Virginia .....	TBA
N-15	North Carolina .....	TBA
N-22	Delaware .....	TBA
N-29	at Duke .....	TBA

## UTEP (1-2, 0-0 CUSA)

A-30	at Utah State .....	L, 28-16
S-6	UT Martin .....	W, 42-17
S-13	at No. 7 Texas .....	L, 27-10
S-20	ULM .....	7 p.m.
S-27	LA Tech* .....	7 p.m.
O-8	Liberty* .....	6 p.m.
O-15	at Sam Houston* .....	5 p.m.
O-28	at Kennesaw State* .....	6 p.m.
N-8	Jacksonville State* .....	1 p.m.
N-15	at Missouri State* .....	1 p.m.
N-22	New Mexico State* .....	1 p.m.
N-29	at Delaware* .....	11 a.m.

All times listed in local time

\* indicates CUSA game



## quarterbacks

# CAREER STATS AND HIGHS

## 3 • ZACH MARKER

QB • Gr. • 6-2 • 205

Norwalk, Iowa / Norwalk (Iowa Central CC)

### MARKER'S CAREER PASSING STATISTICS

YEAR	GP/GS	CMP	ATT	INT	YDS	TD	PCT	LG
2023	5/3	42	65	2	678	3	64.6	75
2024	4/3	74	134	0	1,011	10	55.2	86
2025	1/1	3	8	0	21	0	37.5	8
<b>Total</b>	<b>10/7</b>	<b>119</b>	<b>207</b>	<b>2</b>	<b>1,710</b>	<b>13</b>	<b>57.5</b>	<b>86</b>

### MARKER'S CAREER RUSHING STATISTICS

YEAR	GP/GS	ATT	YDS	TD	AVG	LG
2023	5/3	26	77	1	3.0	18
2024	4/3	28	22	1	0.8	14
2025	1/1	2	12	0	6.0	10
<b>Total</b>	<b>10/7</b>	<b>56</b>	<b>111</b>	<b>2</b>	<b>2.0</b>	<b>18</b>

### MARKER'S CAREER HIGHS

Passing Yards: 307 at Towson, 10/28/23  
 Passing TDs: 3 (3x) Last: vs. Maine, 10/12/24  
 Pass Completions: 21 at Richmond, 10/19/24  
 Pass Attempts: 43 at Richmond, 10/19/24  
 Longest Pass: 86 at Monmouth, 10/5/24  
 Rushing Yards: 44 at Towson, 10/28/23  
 Rushing TDs: 1 (2x) Last: at Monmouth, 10/5/24  
 Rushing Attempts: 9, (2x) Last: at Richmond, 10/19/24  
 Longest Rush: 18 at Hampton, 10/21/23

## 4 • NICK MINICUCCI

QB • Jr. • 6-2 • 215

Midland Park, N.J. / Don Bosco Prep

### MINICUCCI'S CAREER PASSING STATISTICS

YEAR	GP/GS	CMP	ATT	INT	YDS	TD	PCT	LG
2023	6/1	49	81	5	474	5	60.5	39
2024	9/5	79	124	3	825	10	63.7	65
2025	3/2	69	106	1	847	5	65.1	68
<b>Total</b>	<b>18/8</b>	<b>197</b>	<b>311</b>	<b>9</b>	<b>2,146</b>	<b>20</b>	<b>63.3</b>	<b>68</b>

### MINICUCCI'S CAREER RUSHING STATISTICS

YEAR	GP/GS	ATT	YDS	TD	AVG	LG
2023	6/1	33	156	0	4.7	23
2024	9/5	45	109	3	2.4	34
2025	3/2	34	69	4	2.0	13
<b>Total</b>	<b>18/8</b>	<b>112</b>	<b>334</b>	<b>7</b>	<b>3.0</b>	<b>34</b>

### MINICUCCI'S CAREER HIGHS

Passing Yards: 312 at Colorado, 9/6/25  
 Passing TDs: 4 vs. Campbell, 11/16/24  
 Pass Completions: 28 vs. Delaware State, 8/28/25  
 Pass Attempts: 36 (2x) Last: at Colorado, 9/6/25  
 Longest Pass: 68 vs. UConn, 9/13/25  
 Rushing Yards: 78 vs. Campbell, 11/16/24  
 Rushing TDs: 3 vs. UConn, 9/13/25  
 Rushing Attempts: 18 vs. UConn, 9/13/25  
 Longest Rush: 34 vs. Campbell, 11/16/24

## 16 • BRADEN STREETER

QB • So. • 6-2 • 207

Franklin, Tenn. / Christian Presbyterian Academy

### STREETER'S CAREER PASSING STATISTICS

YEAR	GP/GS	CMP	ATT	INT	YDS	TD	PCT	LG
2024	2/0	6	7	0	56	1	85.7	27
2025	1/0	0	0	0	0	0	0.0	0
<b>Total</b>	<b>3/0</b>	<b>6</b>	<b>7</b>	<b>0</b>	<b>56</b>	<b>1</b>	<b>85.7</b>	<b>27</b>

### STREETER'S CAREER RUSHING STATISTICS

YEAR	GP/GS	ATT	YDS	TD	AVG	LG
2024	2/0	4	5	0	1.3	3
2025	1/0	0	0	0	0.0	0
<b>Total</b>	<b>3/0</b>	<b>4</b>	<b>5</b>	<b>0</b>	<b>1.3</b>	<b>3</b>

### STREETER'S CAREER HIGHS

Passing Yards: 56 vs. Sacred Heart, 9/28/24  
 Passing TDs: N/A  
 Pass Completions: 6 vs. Sacred Heart, 9/28/24  
 Pass Attempts: 7 vs. Sacred Heart, 9/28/24  
 Longest Pass: 27 vs. Sacred Heart, 9/28/24  
 Rushing Yards: 8 vs. Sacred Heart, 9/28/24  
 Rushing TDs: N/A  
 Rushing Attempts: 3 vs. Sacred Heart, 9/28/24  
 Longest Rush: 3 vs. Sacred Heart, 9/28/24

## running backs

# CAREER STATS AND HIGHS

**23 • VIRON ELLISON JR.**

RB • So. • 6-0 • 205

Dallas, Texas / Lewisville (Tulsa)

**ELLISON JR.'S CAREER RUSHING STATISTICS**

YEAR	GP/GS	ATT	YDS	TD	AVG	LG
2024	11/0	62	353	1	5.7	32
2025	3/0	22	94	0	4.3	13
<b>UD</b>	<b>3/0</b>	<b>22</b>	<b>94</b>	<b>0</b>	<b>4.3</b>	<b>13</b>
<b>Total</b>	<b>14/0</b>	<b>84</b>	<b>447</b>	<b>1</b>	<b>5.3</b>	<b>32</b>

**ELLISON JR.'S CAREER RECEIVING STATISTICS**

YEAR	GP/GS	REC	YDS	TD	AVG	LG
2024	11/0	14	90	1	6.4	23
2025	3/0	3	40	0	13.3	28
<b>UD</b>	<b>3/0</b>	<b>3</b>	<b>40</b>	<b>0</b>	<b>13.3</b>	<b>28</b>
<b>Total</b>	<b>14/0</b>	<b>17</b>	<b>130</b>	<b>1</b>	<b>7.6</b>	<b>28</b>

**ELLISON JR.'S CAREER HIGHS**

Rushing Yards: 73 (2x) Last: at USF, 11/23/24  
 Rushing TDs: 1 at USF, 11/23/24  
 Rushing Attempts: 15 at USF, 11/23/24  
 Longest Rush: 32 vs. FAU, 11/30/24  
 Receiving Yards: 33 vs. Oklahoma State, 9/14/24  
 Receiving TDs: 1 vs. UTSA, 10/26/24  
 Receptions: 5 vs. FAU, 11/30/24  
 Longest Reception: 28 at Colorado, 9/6/25

**26 • GREG SPILLER**

RB • So. • 5-10 • 205

Ashburn, Va. / John Champe

**SPILLER'S CAREER RUSHING STATISTICS**

YEAR	GP/GS	ATT	YDS	TD	AVG	LG
2025	3/0	2	-1	0	-0.5	2
<b>Total</b>	<b>3/0</b>	<b>2</b>	<b>-1</b>	<b>0</b>	<b>-0.5</b>	<b>2</b>

**SPILLER'S CAREER RECEIVING STATISTICS**

YEAR	GP/GS	REC	YDS	TD	AVG	LG
2025	3/0	0	0	0	0.0	0
<b>Total</b>	<b>3/0</b>	<b>0</b>	<b>0</b>	<b>0</b>	<b>0.0</b>	<b>0</b>

**SPILLER'S CAREER HIGHS**

Rushing Yards: 2 vs. Delaware State, 8/28/25  
 Rushing TDs: N/A  
 Rushing Attempts: 1 (2x) Last: at Colorado, 9/6/25  
 Longest Rush: 2 vs. Delaware State, 8/28/25  
 Receiving Yards: N/A  
 Receiving TDs: N/A  
 Receptions: N/A  
 Longest Reception: N/A

**27 • JO SILVER**

RB • Sr. • 5-10 • 200

Washington Township, N.J. / Washington Township

**SILVER'S CAREER RUSHING STATISTICS**

YEAR	GP/GS	ATT	YDS	TD	AVG	LG
2022	2/0	6	14	0	2.3	5
2023	13/0	33	162	1	4.9	41
2024	11/1	70	462	4	6.6	45
2025	3/3	32	260	2	8.1	70
<b>Total</b>	<b>29/4</b>	<b>141</b>	<b>898</b>	<b>7</b>	<b>6.4</b>	<b>70</b>

**SILVER'S CAREER RECEIVING STATISTICS**

YEAR	GP/GS	REC	YDS	TD	AVG	LG
2022	2/0	0	0	0	0.0	0
2023	13/0	2	7	0	3.5	5
2024	11/1	12	118	1	9.8	41
2025	3/3	9	30	1	3.3	12
<b>Total</b>	<b>29/4</b>	<b>23</b>	<b>155</b>	<b>2</b>	<b>6.7</b>	<b>41</b>

**SILVER'S CAREER HIGHS**

Rushing Yards: 179 vs. UConn, 9/13/25  
 Rushing TDs: 2 vs. UConn, 9/13/25  
 Rushing Attempts: 15 vs. UConn, 9/13/25  
 Longest Rush: 70 vs. UConn, 9/13/25  
 Receiving Yards: 46 at Richmond, 10/19/24  
 Receiving TDs: 1 (2x) Last: at Colorado, 9/6/25  
 Receptions: 4 (2x) Last: at Colorado, 9/6/25  
 Longest Reception: 41 at Richmond, 10/19/24

**28 • SAEED ST. FLEUR**

RB • Jr. • 5-10 • 200

Roselle, N.J. / Bergen Catholic

**ST. FLEUR'S CAREER RUSHING STATISTICS**

YEAR	GP/GS	ATT	YDS	TD	AVG	LG
2023	13/0	23	87	1	3.8	13
2024	11/0	34	191	2	5.6	25
2025	3/0	3	27	0	9.0	13
<b>Total</b>	<b>27/0</b>	<b>60</b>	<b>305</b>	<b>3</b>	<b>5.1</b>	<b>25</b>

**ST. FLEUR'S CAREER RECEIVING STATISTICS**

YEAR	GP/GS	REC	YDS	TD	AVG	LG
2023	13/0	3	6	0	2.0	4
2024	11/0	4	18	0	4.5	8
2025	3/0	0	0	0	0.0	0
<b>Total</b>	<b>27/0</b>	<b>7</b>	<b>24</b>	<b>0</b>	<b>3.4</b>	<b>8</b>

**ST. FLEUR'S CAREER HIGHS**

Rushing Yards: 54 vs. Bryant, 8/29/24  
 Rushing TDs: 1 (3x) Last: vs. Sacred Heart, 9/28/24  
 Rushing Attempts: 8 (2x) Last: vs. Maine, 10/12/24  
 Longest Rush: 25 vs. Bryant, 8/29/24  
 Receiving Yards: 8 vs. Maine, 10/12/24  
 Receiving TDs: N/A  
 Receptions: 1 (7x) Last: vs. Campbell, 11/16/24  
 Longest Reception: 8 vs. Maine, 10/12/24

## wide receivers

## CAREER STATS AND HIGHS

## 0 • MAX PATTERSON

WR • Sr. • 6-0 • 185

Arlington, Va. / Yorktown (Rutgers)

## PATTERSON'S CAREER RECEIVING STATISTICS

YEAR	GP/GS	REC	YDS	TD	AVG	LG
2021	4/0	0	0	0	0.0	0
2022	9/0	2	6	0	3.0	3
2023	12/0	1	5	0	5.0	5
2024	11/5	25	286	0	11.4	39
2025	3/0	2	26	0	13.0	18
<b>UD</b>	<b>14/5</b>	<b>27</b>	<b>312</b>	<b>0</b>	<b>11.6</b>	<b>39</b>
<b>Total</b>	<b>39/5</b>	<b>30</b>	<b>323</b>	<b>0</b>	<b>10.8</b>	<b>39</b>

## PATTERSON'S CAREER RUSHING STATISTICS

YEAR	GP/GS	ATT	YDS	TD	AVG	LG
2021	4/0	0	0	0	0.0	0
2022	9/0	0	0	0	0.0	0
2023	12/0	0	0	0	0.0	0
2024	11/5	1	5	0	5.0	5
2025	3/0	0	0	0	0.0	0
<b>UD</b>	<b>14/5</b>	<b>1</b>	<b>5</b>	<b>0</b>	<b>5.0</b>	<b>5</b>
<b>Total</b>	<b>39/5</b>	<b>1</b>	<b>5</b>	<b>0</b>	<b>5.0</b>	<b>5</b>

## PATTERSON'S CAREER HIGHS

Receiving Yards: 86 at Monmouth, 10/5/24  
 Receiving TDs: N/A  
 Receptions: 5 (2x) Last: at Richmond, 10/19/24  
 Longest Reception: 39 at Monmouth, 10/5/24  
 Rushing Yards: 5 vs. Penn, 9/21/24  
 Rushing TDs: N/A  
 Rushing Attempts: 1 vs. Penn, 9/21/24  
 Longest Rush: 5 vs. Penn, 9/21/24

## 1 • BRANDON REHMANN

WR • So. • 6-0 • 190

Blackwood, N.J. / St. Joseph's Prep (West Virginia)

## REHMANN'S CAREER RECEIVING STATISTICS

YEAR	GP/GS	REC	YDS	TD	AVG	LG
2024	1/0	0	0	0	0.0	0
2025	2/0	1	7	0	7.0	7
<b>UD</b>	<b>2/0</b>	<b>1</b>	<b>7</b>	<b>0</b>	<b>7.0</b>	<b>7</b>
<b>Total</b>	<b>3/0</b>	<b>1</b>	<b>7</b>	<b>0</b>	<b>7.0</b>	<b>7</b>

## REHMANN'S CAREER RUSHING STATISTICS

YEAR	GP/GS	ATT	YDS	TD	AVG	LG
2024	1/0	0	0	0	0.0	0
2025	2/0	0	0	0	0.0	0
<b>UD</b>	<b>2/0</b>	<b>0</b>	<b>0</b>	<b>0</b>	<b>0.0</b>	<b>0</b>
<b>Total</b>	<b>3/0</b>	<b>0</b>	<b>0</b>	<b>0</b>	<b>0.0</b>	<b>0</b>

## REHMANN'S CAREER HIGHS

Receiving Yards: 7 vs. Delaware State, 8/28/25  
 Receiving TDs: N/A  
 Receptions: 1 vs. Delaware State, 8/28/25  
 Longest Reception: 7 vs. Delaware State, 8/28/25  
 Rushing Yards: N/A  
 Rushing TDs: N/A  
 Rushing Attempts: N/A  
 Longest Rush: N/A

## 6 • NICK TYREE

WR • So. • 5-8 • 176

Chester, Va. / Thomas Dale

## TYREE'S CAREER RECEIVING STATISTICS

YEAR	GP/GS	REC	YDS	TD	AVG	LG
2025	2/0	1	16	0	16.0	16
<b>Total</b>	<b>2/0</b>	<b>1</b>	<b>16</b>	<b>0</b>	<b>16.0</b>	<b>16</b>

## TYREE'S CAREER RUSHING STATISTICS

YEAR	GP/GS	ATT	YDS	TD	AVG	LG
2025	2/0	3	9	0	3.0	8
<b>Total</b>	<b>2/0</b>	<b>3</b>	<b>9</b>	<b>0</b>	<b>3.0</b>	<b>8</b>

## TYREE'S CAREER HIGHS

Receiving Yards: 16 at Colorado, 9/6/25  
 Receiving TDs: N/A  
 Receptions: 1 at Colorado, 9/6/25  
 Longest Reception: 16 at Colorado, 9/6/25  
 Rushing Yards: 9 at Colorado, 9/6/25  
 Rushing TDs: N/A  
 Rushing Attempts: 3 at Colorado, 9/6/25  
 Longest Rush: 8 at Colorado, 9/6/25

## 7 • THOMAS AMANKWAA

WR • Sr. • 6-0 • 205

Hillsborough, N.J. / Hillsborough (Rutgers)

## AMANKWAA'S CAREER RECEIVING STATISTICS

YEAR	GP/GS	REC	YDS	TD	AVG	LG
2022	4/0	0	0	0	0.0	0
2023	13/0	0	0	0	0.0	0
2024	10/0	0	0	0	0.0	0
2025	0/0	0	0	0	0.0	0
<b>UD</b>	<b>0/0</b>	<b>0</b>	<b>0</b>	<b>0</b>	<b>0.0</b>	<b>0</b>
<b>Total</b>	<b>27/0</b>	<b>0</b>	<b>0</b>	<b>0</b>	<b>0.0</b>	<b>0</b>

## AMANKWAA'S CAREER RUSHING STATISTICS

YEAR	GP/GS	ATT	YDS	TD	AVG	LG
2022	4/0	0	0	0	0.0	0
2023	13/0	0	0	0	0.0	0
2024	10/0	0	0	0	0.0	0
2025	0/0	0	0	0	0.0	0
<b>UD</b>	<b>0/0</b>	<b>0</b>	<b>0</b>	<b>0</b>	<b>0.0</b>	<b>0</b>
<b>Total</b>	<b>27/0</b>	<b>0</b>	<b>0</b>	<b>0</b>	<b>0.0</b>	<b>0</b>

## AMANKWAA'S CAREER HIGHS

Receiving Yards: N/A  
 Receiving TDs: N/A  
 Receptions: N/A  
 Longest Reception: N/A  
 Rushing Yards: N/A  
 Rushing TDs: N/A  
 Rushing Attempts: N/A  
 Longest Rush: N/A



## wide receivers

## CAREER STATS AND HIGHS

## 8 • NICK LABOY

WR • Gr. • 6-2 • 195

Gaithersburg, Md. / Avalon (Cornell)

## LABOY'S CAREER RECEIVING STATISTICS

YEAR	GP/GS	REC	YDS	TD	AVG	LG
2022	10/10	25	369	2	14.8	36
2023	10/10	58	705	2	12.2	38
2024	11/4	15	164	1	10.9	34
2025	3/0	2	14	0	7.0	8
<b>UD</b>	<b>14/4</b>	<b>17</b>	<b>178</b>	<b>1</b>	<b>10.5</b>	<b>34</b>
<b>Total</b>	<b>34/24</b>	<b>100</b>	<b>1,252</b>	<b>5</b>	<b>12.5</b>	<b>38</b>

## LABOY'S CAREER RUSHING STATISTICS

YEAR	GP/GS	ATT	YDS	TD	AVG	LG
2022	10/10	0	0	0	0.0	0
2023	10/10	0	0	0	0.0	0
2024	11/4	0	0	0	0.0	0
2025	3/0	0	0	0	0.0	0
<b>UD</b>	<b>14/4</b>	<b>0</b>	<b>0</b>	<b>0</b>	<b>0.0</b>	<b>0</b>
<b>Total</b>	<b>34/24</b>	<b>0</b>	<b>0</b>	<b>0</b>	<b>0.0</b>	<b>0</b>

## LABOY'S CAREER HIGHS

Receiving Yards: 104 vs. Colgate, 9/30/23  
 Receiving TDs: 1 (5x) Last: vs. Bryant, 8/29/24  
 Receptions: 9 vs. Columbia, 11/18/23  
 Longest Reception: 38 vs. Colgate, 9/30/23  
 Rushing Yards: N/A  
 Rushing TDs: N/A  
 Rushing Attempts: N/A  
 Longest Rush: N/A

## 9 • JA'CARREE KELLY

WR • Jr. • 5-8 • 170

Gainesville, Fla. / Buchholz

## KELLY'S CAREER RECEIVING STATISTICS

YEAR	GP/GS	REC	YDS	TD	AVG	LG
2023	4/0	1	5	0	5.0	5
2024	11/8	17	171	1	10.1	29
2025	3/1	9	124	1	13.8	67
<b>Total</b>	<b>18/9</b>	<b>27</b>	<b>300</b>	<b>2</b>	<b>11.1</b>	<b>67</b>

## KELLY'S CAREER RUSHING STATISTICS

YEAR	GP/GS	ATT	YDS	TD	AVG	LG
2023	4/0	0	0	0	0.0	0
2024	11/8	4	24	0	6.0	11
2025	3/1	1	-8	0	-8.0	0
<b>Total</b>	<b>18/9</b>	<b>5</b>	<b>16</b>	<b>0</b>	<b>3.2</b>	<b>11</b>

## KELLY'S CAREER KICK RETURN STATISTICS

YEAR	GP/GS	ATT	YDS	TD	AVG	LG
2023	4/0	0	0	0	0.0	0
2024	11/8	6	93	0	15.5	36
2025	3/1	1	28	0	28.0	28
<b>Total</b>	<b>18/9</b>	<b>7</b>	<b>121</b>	<b>0</b>	<b>17.3</b>	<b>36</b>

## KELLY'S CAREER HIGHS

Receiving Yards: 83 at Colorado, 9/6/25  
 Receiving TDs: 1 (2x) Last: vs. Delaware State, 8/28/25  
 Receptions: 3 (2x) Last: at N.C. A&T, 9/14/24  
 Longest Reception: 67 at Colorado, 9/6/25  
 Rushing Yards: 11 at Villanova, 11/23/24  
 Rushing TDs: N/A  
 Rushing Attempts: 1 (5x) Last: vs. UConn, 9/13/25  
 Longest Rush: 11 at Villanova, 11/23/24  
 Kick Return Attempts: 2 (2x) Last: vs. Penn, 9/21/24  
 Kick Return Yards: 42 vs. Penn, 9/21/24  
 Kick Return TDs: N/A  
 Longest Kick Return: 36 vs. Penn, 9/21/24

## wide receivers

## CAREER STATS AND HIGHS

## 15 • JAKE THAW

WR • Gr. • 6-1 • 195

Westport, Conn. / Staples (Michigan)

## THAW'S CAREER RECEIVING STATISTICS

YEAR	GP/GS	REC	YDS	TD	AVG	LG
2022	2/0	0	0	0	0.0	0
2023	15/0	0	0	0	0.0	0
2024	11/0	41	334	5	8.1	29
2025	2/2	11	177	1	16.1	50
<b>UD</b>	<b>13/2</b>	<b>52</b>	<b>511</b>	<b>6</b>	<b>9.8</b>	<b>50</b>
<b>Total</b>	<b>30/2</b>	<b>52</b>	<b>511</b>	<b>6</b>	<b>9.8</b>	<b>50</b>

## THAW'S CAREER RUSHING STATISTICS

YEAR	GP/GS	ATT	YDS	TD	AVG	LG
2022	2/0	0	0	0	0.0	0
2023	15/0	0	0	0	0.0	0
2024	11/0	2	6	0	3.0	5
2025	2/2	0	0	0	0.0	0
<b>UD</b>	<b>13/2</b>	<b>2</b>	<b>6</b>	<b>0</b>	<b>3.0</b>	<b>5</b>
<b>Total</b>	<b>30/2</b>	<b>2</b>	<b>6</b>	<b>0</b>	<b>3.0</b>	<b>5</b>

## THAW'S CAREER KICK RETURN STATISTICS

YEAR	GP/GS	ATT	YDS	TD	AVG	LG
2022	2/0	0	0	0	0.0	0
2023	15/0	1	16	0	16.0	16
2024	11/0	2	15	0	7.5	15
2025	2/2	0	0	0	0.0	0
<b>UD</b>	<b>13/2</b>	<b>2</b>	<b>15</b>	<b>0</b>	<b>7.5</b>	<b>15</b>
<b>Total</b>	<b>30/2</b>	<b>3</b>	<b>31</b>	<b>0</b>	<b>10.3</b>	<b>16</b>

## THAW'S CAREER PUNT RETURN STATISTICS

YEAR	GP/GS	ATT	YDS	TD	AVG	LG
2022	2/0	1	10	0	10.0	10
2023	15/0	16	101	0	6.3	32
2024	11/0	9	108	0	12.0	35
2025	2/2	2	13	0	6.5	13
<b>UD</b>	<b>13/2</b>	<b>11</b>	<b>121</b>	<b>0</b>	<b>11.0</b>	<b>35</b>
<b>Total</b>	<b>30/2</b>	<b>28</b>	<b>232</b>	<b>0</b>	<b>8.3</b>	<b>35</b>

## THAW'S CAREER HIGHS

Receiving Yards: 92 vs. Delaware State, 8/28/25  
 Receiving TDs: 2 vs. Maine, 10/12/24  
 Receptions: 9 vs. Penn, 9/21/24  
 Longest Reception: 50 vs. Delaware State, 8/28/25  
 Rushing Yards: 5 at Monmouth, 10/5/24  
 Rushing TDs: N/A  
 Rushing Attempts: 1 (2x) Last: at Monmouth, 10/5/24  
 Longest Rush: 5 at Monmouth, 10/5/24  
 Kick Return Attempts: 1 (3x) Last: at Richmond, 10/19/24  
 Kick Return Yards: 16 vs. Bowling Green, 9/16/23  
 Kick Return TDs: N/A  
 Longest Kick Return: 16 vs. Bowling Green, 9/16/23  
 Punt Return Attempts: 3 (2x) Last: at Penn State, 9/21/24  
 Punt Return Yards: 38 vs. Purdue, 11/4/23  
 Punt Return TDs: N/A  
 Longest Punt Return: 35 vs. Sacred Heart, 9/24/24

## 18 • SEAN WILSON

WR • So. • 6-0 • 185

Alpharetta, Ga. / Alpharetta

## WILSON'S CAREER RECEIVING STATISTICS

YEAR	GP/GS	REC	YDS	TD	AVG	LG
2024	1/0	2	31	2	15.5	27
2025	3/3	10	118	0	11.8	32
<b>Total</b>	<b>4/3</b>	<b>12</b>	<b>149</b>	<b>2</b>	<b>12.4</b>	<b>32</b>

## WILSON'S CAREER RUSHING STATISTICS

YEAR	GP/GS	ATT	YDS	TD	AVG	LG
2024	1/0	0	0	0	0.0	0
2025	3/3	0	0	0	0.0	0
<b>Total</b>	<b>4/3</b>	<b>0</b>	<b>0</b>	<b>0</b>	<b>0.0</b>	<b>0</b>

## WILSON'S CAREER HIGHS

Receiving Yards: 60 vs. UConn, 9/13/25  
 Receiving TDs: 2 vs. Sacred Heart, 9/28/24  
 Receptions: 5 vs. UConn, 9/13/25  
 Longest Reception: 32 vs. UConn, 9/13/25  
 Rushing Yards: N/A  
 Rushing TDs: N/A  
 Rushing Attempts: N/A  
 Longest Rush: N/A

## wide receivers

## CAREER STATS AND HIGHS

## 19 • KYRE DUPLESSIS

WR • Gr. • 5-11 • 190

Woodbridge, Va. / Woodbridge (Coastal Carolina)

## DUPLESSIS' CAREER RECEIVING STATISTICS

YEAR	GP/GS	REC	YDS	TD	AVG	LG
2021	2/0	0	0	0	0.0	0
2022	12/0	2	28	0	14.0	20
2023	13/0	16	242	1	15.1	64
2024	12/0	5	78	0	15.6	41
2025	3/3	17	263	2	15.5	68
<b>UD</b>	<b>3/3</b>	<b>17</b>	<b>263</b>	<b>2</b>	<b>15.5</b>	<b>68</b>
<b>Total</b>	<b>42/3</b>	<b>40</b>	<b>611</b>	<b>3</b>	<b>15.3</b>	<b>68</b>

## DUPLESSIS' CAREER RUSHING STATISTICS

YEAR	GP/GS	ATT	YDS	TD	AVG	LG
2021	2/0	0	0	0	0.0	0
2022	12/0	1	-2	0	-2.0	0
2023	13/0	1	-1	0	-1.0	0
2024	12/0	1	1	0	1.0	1
2025	3/3	1	7	0	7.0	7
<b>UD</b>	<b>3/3</b>	<b>1</b>	<b>7</b>	<b>0</b>	<b>7.0</b>	<b>7</b>
<b>Total</b>	<b>42/3</b>	<b>4</b>	<b>5</b>	<b>0</b>	<b>1.3</b>	<b>7</b>

## DUPLESSIS' CAREER KICK RETURN STATISTICS

YEAR	GP/GS	ATT	YDS	TD	AVG	LG
2021	2/0	0	0	0	0.0	0
2022	12/0	0	0	0	0.0	0
2023	13/0	0	0	0	0.0	0
2024	12/0	0	0	0	0.0	0
2025	3/3	1	17	0	17.0	17
<b>UD</b>	<b>3/3</b>	<b>1</b>	<b>17</b>	<b>0</b>	<b>17.0</b>	<b>17</b>
<b>Total</b>	<b>42/3</b>	<b>1</b>	<b>17</b>	<b>0</b>	<b>17.0</b>	<b>17</b>

## DUPLESSIS' CAREER PUNT RETURN STATISTICS

YEAR	GP/GS	ATT	YDS	TD	AVG	LG
2021	2/0	0	0	0	0.0	0
2022	12/0	0	0	0	0.0	0
2023	13/0	0	0	0	0.0	0
2024	12/0	0	0	0	0.0	0
2025	3/3	0	0	0	0.0	0
<b>UD</b>	<b>3/3</b>	<b>0</b>	<b>0</b>	<b>0</b>	<b>0.0</b>	<b>0</b>
<b>Total</b>	<b>42/3</b>	<b>0</b>	<b>0</b>	<b>0</b>	<b>0.0</b>	<b>0</b>

## DUPLESSIS' CAREER HIGHS

Receiving Yards: 161 vs. UConn, 9/13/25  
 Receiving TDs: 1 (3x) Last: vs. UConn, 9/13/25  
 Receptions: 9 vs. UConn, 9/13/25  
 Longest Reception: 68 vs. UConn, 9/13/25  
 Rushing Yards: 7 vs. Delaware State, 8/28/25  
 Rushing TDs: N/A  
 Rushing Attempts: 1 (4x) Last: vs. Delaware State, 8/28/25  
 Longest Rush: 7 vs. Delaware State, 8/28/25  
 Kick Return Attempts: 1 vs. Delaware State, 8/28/25  
 Kick Return Yards: 17 vs. Delaware State, 8/28/25  
 Kick Return TDs: N/A  
 Longest Kick Return: 17 vs. Delaware State, 8/28/25  
 Punt Return Attempts: N/A  
 Punt Return Yards: N/A  
 Punt Return TDs: N/A  
 Longest Punt Return: N/A

## 80 • MATTHEW MCKINLEY-DANIELS

WR • So. • 6-0 • 185

Gainesville, Fla. / Hawthorne

## MCKINLEY-DANIELS' CAREER RECEIVING STATISTICS

YEAR	GP/GS	REC	YDS	TD	AVG	LG
2024	4/0	1	14	0	14.0	14
2025	0/0	0	0	0	0.0	0
<b>Total</b>	<b>4/0</b>	<b>1</b>	<b>14</b>	<b>0</b>	<b>14.0</b>	<b>14</b>

## MCKINLEY-DANIELS' CAREER RUSHING STATISTICS

YEAR	GP/GS	ATT	YDS	TD	AVG	LG
2024	4/0	1	12	0	12.0	12
2025	0/0	0	0	0	0.0	0
<b>Total</b>	<b>4/0</b>	<b>1</b>	<b>12</b>	<b>0</b>	<b>12.0</b>	<b>12</b>

## MCKINLEY-DANIELS' CAREER HIGHS

Receiving Yards: 14 vs. Sacred Heart, 9/28/24  
 Receiving TDs: N/A  
 Receptions: 1 vs. Sacred Heart, 9/28/24  
 Longest Reception: 14 vs. Sacred Heart, 9/28/24  
 Rushing Yards: 14 at N.C. A&T, 9/14/24  
 Rushing TDs: N/A  
 Rushing Attempts: 1 at N.C. A&T, 9/14/24  
 Longest Rush: 14 at N.C. A&T, 9/14/24

## 81 • DAN PARISI

WR • Jr. • 5-11 • 185

Wyckoff, N.J. / Don Bosco Prep

## PARISI'S CAREER RECEIVING STATISTICS

YEAR	GP/GS	REC	YDS	TD	AVG	LG
2024	1/0	0	0	0	0.0	0
2025	0/0	0	0	0	0.0	0
<b>Total</b>	<b>1/0</b>	<b>0</b>	<b>0</b>	<b>0</b>	<b>0.0</b>	<b>0</b>

## PARISI'S CAREER RUSHING STATISTICS

YEAR	GP/GS	ATT	YDS	TD	AVG	LG
2024	1/0	0	0	0	0.0	0
2025	0/0	0	0	0	0.0	0
<b>Total</b>	<b>1/0</b>	<b>0</b>	<b>0</b>	<b>0</b>	<b>0.0</b>	<b>0</b>

## PARISI'S CAREER HIGHS

Receiving Yards: N/A  
 Receiving TDs: N/A  
 Receptions: N/A  
 Longest Reception: N/A  
 Rushing Yards: N/A  
 Rushing TDs: N/A  
 Rushing Attempts: N/A  
 Longest Rush: N/A



## wide receivers

## CAREER STATS AND HIGHS

## 82 • DECLAN O'BRIEN

WR • Gr. • 5-11 • 185

Irwin, Pa. / Norwin (Allegheny)

## O'BRIEN'S CAREER RECEIVING STATISTICS

YEAR	GP/GS	REC	YDS	TD	AVG	LG
2021	10/1	42	620	6	14.8	68
2022	10/9	49	691	6	14.1	80
2023	10/10	91	1,228	10	13.5	95
2024	1/0	1	8	0	8.0	8
2025	3/0	0	0	0	0.0	0
<b>UD</b>	<b>4/0</b>	<b>1</b>	<b>8</b>	<b>0</b>	<b>8.0</b>	<b>8</b>
<b>Total</b>	<b>34/20</b>	<b>183</b>	<b>2,547</b>	<b>22</b>	<b>13.9</b>	<b>95</b>

## O'BRIEN'S CAREER RUSHING STATISTICS

YEAR	GP/GS	ATT	YDS	TD	AVG	LG
2021	10/0	0	0	0	0.0	0
2022	10/0	0	0	0	0.0	0
2023	10/0	6	25	0	4.2	9
2024	1/0	0	0	0	0.0	0
2025	3/0	0	0	0	0.0	0
<b>UD</b>	<b>4/0</b>	<b>0</b>	<b>0</b>	<b>0</b>	<b>0.0</b>	<b>0</b>
<b>Total</b>	<b>34/20</b>	<b>6</b>	<b>25</b>	<b>0</b>	<b>4.2</b>	<b>9</b>

## O'BRIEN'S CAREER KICK RETURN STATISTICS

YEAR	GP/GS	ATT	YDS	TD	AVG	LG
2021	10/0	7	112	0	16.0	28
2022	10/0	0	0	0	0.0	0
2023	10/0	0	0	0	0.0	0
2024	1/0	0	0	0	0.0	0
2025	3/0	0	0	0	0.0	0
<b>UD</b>	<b>4/0</b>	<b>0</b>	<b>0</b>	<b>0</b>	<b>0.0</b>	<b>0</b>
<b>Total</b>	<b>34/20</b>	<b>7</b>	<b>112</b>	<b>0</b>	<b>16.0</b>	<b>28</b>

## O'BRIEN'S CAREER PUNT RETURN STATISTICS

YEAR	GP/GS	ATT	YDS	TD	AVG	LG
2021	10/0	0	0	0	0.0	0
2022	10/0	1	-11	0	-11.0	0
2023	10/0	0	0	0	0.0	0
2024	1/0	0	0	0	0.0	0
2025	3/0	0	0	0	0.0	0
<b>UD</b>	<b>4/0</b>	<b>0</b>	<b>0</b>	<b>0</b>	<b>0.0</b>	<b>0</b>
<b>Total</b>	<b>34/20</b>	<b>1</b>	<b>-11</b>	<b>0</b>	<b>-11.0</b>	<b>0</b>

## O'BRIEN'S CAREER HIGHS

Receiving Yards: 233 at Washington & Jefferson, 10/7/23  
 Receiving TDs: 3 at Wooster, 11/6/21  
 Receptions: 18 at Washington & Jefferson, 10/7/23  
 Longest Reception: 95 at Case Western Reserve, 9/16/23  
 Rushing Yards: 9 at Saint Vincent, 9/16/23  
 Rushing TDs: N/A  
 Rushing Attempts: 2 vs. Bethany (WV), 9/23/23  
 Longest Rush: 9 at Saint Vincent, 9/16/23  
 Kick Return Attempts: 4 at Wooster, 11/6/21  
 Kick Return Yards: 63 at Wooster, 11/6/21  
 Kick Return TDs: N/A  
 Longest Kick Return: 28 vs. Oberlin, 11/13/21  
 Punt Return Attempts: 1 at Washington & Jefferson, 10/1/22  
 Punt Return Yards: -11 at Washington & Jefferson, 10/1/22  
 Punt Return TDs: N/A  
 Longest Punt Return: -11 at Washington & Jefferson, 10/1/22

## 84 • ASHTON NAVARRETE

WR • So. • 5-9 • 180

Hawthorne, N.J. / Hawthorne (Husson)

## NAVARRETE'S CAREER RECEIVING STATISTICS

YEAR	GP/GS	REC	YDS	TD	AVG	LG
2022	2/0	0	0	0	0.0	0
2023	9/0	25	294	3	11.8	34
2024	0/0	0	0	0	0.0	0
2025	0/0	0	0	0	0.0	0
<b>UD</b>	<b>0/0</b>	<b>0</b>	<b>0</b>	<b>0</b>	<b>0.0</b>	<b>0</b>
<b>Total</b>	<b>11/0</b>	<b>25</b>	<b>294</b>	<b>3</b>	<b>11.8</b>	<b>34</b>

## NAVARRETE'S CAREER RUSHING STATISTICS

YEAR	GP/GS	ATT	YDS	TD	AVG	LG
2022	2/0	0	0	0	0.0	0
2023	9/0	0	0	0	0.0	0
2024	0/0	0	0	0	0.0	0
2025	0/0	0	0	0	0.0	0
<b>UD</b>	<b>0/0</b>	<b>0</b>	<b>0</b>	<b>0</b>	<b>0.0</b>	<b>0</b>
<b>Total</b>	<b>11/0</b>	<b>0</b>	<b>0</b>	<b>0</b>	<b>0.0</b>	<b>0</b>

## NAVARRETE'S CAREER HIGHS

Receiving Yards: 60 vs. Norwich, 9/2/23  
 Receiving TDs: N/A  
 Receptions: 6 vs. Norwich, 9/2/23  
 Longest Reception: 34 at Springfield, 9/9/23  
 Rushing Yards: N/A  
 Rushing TDs: N/A  
 Rushing Attempts: N/A  
 Longest Rush: N/A

## 87 • DONOVAN LEWIS

WR • Jr. • 5-9 • 185

Westminster, Md. / Calvert Hall

## LEWIS' CAREER RECEIVING STATISTICS

YEAR	GP/GS	REC	YDS	TD	AVG	LG
2024	11/0	5	31	0	6.2	9
2025	0/0	0	0	0	0.0	0
<b>Total</b>	<b>11/0</b>	<b>5</b>	<b>31</b>	<b>0</b>	<b>6.2</b>	<b>9</b>

## LEWIS' CAREER RUSHING STATISTICS

YEAR	GP/GS	ATT	YDS	TD	AVG	LG
2024	11/0	0	0	0	0.0	0
2025	0/0	0	0	0	0.0	0
<b>Total</b>	<b>11/0</b>	<b>0</b>	<b>0</b>	<b>0</b>	<b>0.0</b>	<b>0</b>

## LEWIS' CAREER PUNT RETURN STATISTICS

YEAR	GP/GS	ATT	YDS	TD	AVG	LG
2024	11/0	2	24	0	12.0	19
2025	0/0	0	0	0	0.0	0
<b>Total</b>	<b>11/0</b>	<b>2</b>	<b>24</b>	<b>0</b>	<b>12.0</b>	<b>19</b>

## LEWIS' CAREER HIGHS

Receiving Yards: 24 vs. Sacred Heart, 9/28/24  
 Receiving TDs: N/A  
 Receptions: 4 vs. Sacred Heart, 9/28/24  
 Longest Reception: 9 vs. Sacred Heart, 9/28/24  
 Rushing Yards: N/A  
 Rushing TDs: N/A  
 Rushing Attempts: N/A  
 Longest Rush: N/A  
 Punt Return Attempts: 2 vs. Sacred Heart, 9/28/24  
 Punt Return Yards: 24 vs. Sacred Heart, 9/28/24  
 Punt Return TDs: N/A  
 Longest Punt Return: 19 vs. Sacred Heart, 9/28/24

tight ends

# CAREER STATS AND HIGHS

## 40 • SCOTT MOORE

TE • Fr. • 6-5 • 235

Girard, Kan. / Girard

### MOORE'S CAREER RECEIVING STATISTICS

YEAR	GP/GS	REC	YDS	TD	AVG	LG
2025	3/0	0	0	0	0.0	0
<b>Total</b>	<b>3/0</b>	<b>0</b>	<b>0</b>	<b>0</b>	<b>0.0</b>	<b>0</b>

### MOORE'S CAREER HIGHS

Receiving Yards: N/A

Receiving TDs: N/A

Receptions: N/A

Longest Reception: N/A

## 41 • CONNOR WITTHOFT

TE • Gr. • 6-3 • 235

Tucson, Ariz. / Salpointe Catholic (New Mexico)

### WITTHOFT'S CAREER RECEIVING STATISTICS

YEAR	GP/GS	REC	YDS	TD	AVG	LG
2020	5/0	0	0	0	0.0	0
2021	8/1	5	48	1	9.6	18
2022	8/3	3	23	0	7.7	12
2023	2/2	1	11	0	11.0	11
2024	11/0	1	6	0	6.0	6
2025	3/0	3	22	0	7.3	16
<b>UD</b>	<b>14/0</b>	<b>4</b>	<b>28</b>	<b>0</b>	<b>7.0</b>	<b>16</b>
<b>Total</b>	<b>37/6</b>	<b>13</b>	<b>110</b>	<b>1</b>	<b>8.5</b>	<b>18</b>

### WITTHOFT'S CAREER RUSHING STATISTICS

YEAR	GP/GS	ATT	YDS	TD	AVG	LG
2020	5/0	0	0	0	0.0	0
2021	8/1	1	8	0	8.0	8
2022	8/3	0	0	0	0.0	0
2023	2/2	0	0	0	0.0	0
2024	11/0	0	0	0	0.0	0
2025	3/0	0	0	0	0.0	0
<b>UD</b>	<b>14/0</b>	<b>0</b>	<b>0</b>	<b>0</b>	<b>0.0</b>	<b>0</b>
<b>Total</b>	<b>37/6</b>	<b>1</b>	<b>8</b>	<b>0</b>	<b>8.0</b>	<b>8</b>

### WITTHOFT'S CAREER HIGHS

Receiving Yards: 27 at UTEP, 9/5/21

Receiving TDs: 1 vs. New Mexico State, 9/11/21

Receptions: 2 at UTEP, 9/5/21

Longest Reception: 18 at UTEP, 9/5/21

Rushing Yards: 8 at UTEP, 9/5/21

Rushing TDs: N/A

Rushing Attempts: 1 at UTEP, 9/5/21

Longest Rush: 8 at UTEP, 9/5/21

## 85 • JACKSON WHITACRE

TE • So. • 6-3 • 245

Oceanport, N.J. / Shore Regional

### WHITACRE'S CAREER RECEIVING STATISTICS

YEAR	GP/GS	REC	YDS	TD	AVG	LG
2025	3/0	0	0	0	0.0	0
<b>Total</b>	<b>3/0</b>	<b>0</b>	<b>0</b>	<b>0</b>	<b>0.0</b>	<b>0</b>

### WHITACRE'S CAREER HIGHS

Receiving Yards: N/A

Receiving TDs: N/A

Receptions: N/A

Longest Reception: N/A

## 88 • ELIJAH SESSOMS

TE • Sr. • 6-3 • 250

Dover, Del. / Dover

### SESSOMS' CAREER RECEIVING STATISTICS

YEAR	GP/GS	REC	YDS	TD	AVG	LG
2023	13/0	5	54	0	10.8	22
2024	11/2	5	40	0	8.0	19
2025	3/3	4	31	0	7.8	12
<b>Total</b>	<b>27/5</b>	<b>14</b>	<b>125</b>	<b>0</b>	<b>8.9</b>	<b>22</b>

### SESSOMS' CAREER HIGHS

Receiving Yards: 37 at Campbell, 11/11/23

Receiving TDs: N/A

Receptions: 3 (2x) Last: vs. Delaware State, 8/28/25

Longest Reception: 22 at Campbell, 11/11/23

## defensive ends

## CAREER STATS AND HIGHS

**0 • Q'YAEIR PRICE**

DE • Sr. • 6-2 • 245

Paterson, N.J. / DePaul Catholic (Rutgers)

**PRICE'S CAREER DEFENSIVE STATISTICS**

YEAR	GP/GS	U	A	T	TFL-YD	SK-YD	FF	FR	INT	PBU
2022	3/0	0	0	0	0.0-0	0.0-0	0	0	0	0
2023	0/0	0	0	0	0.0-0	0.0-0	0	0	0	0
2024	11/0	7	12	19	3.5-12	2.0-9	0	0	0	0
2025	2/0	0	4	4	1.0-9	1.0-9	0	0	0	0
<b>UD</b>	<b>13/0</b>	<b>7</b>	<b>16</b>	<b>23</b>	<b>4.5-21</b>	<b>3.0-18</b>	<b>0</b>	<b>0</b>	<b>0</b>	<b>0</b>
<b>Total</b>	<b>16/0</b>	<b>7</b>	<b>16</b>	<b>23</b>	<b>4.5-21</b>	<b>3.0-18</b>	<b>0</b>	<b>0</b>	<b>0</b>	<b>0</b>

**PRICE'S CAREER HIGHS**

Tackles: 4 vs. Penn, 9/21/24  
 Tackles For Loss: 1.0 (3x) Last: at N.C. A&T, 9/14/24  
 Sacks: 1.0 (2x) Last: at N.C. A&T, 9/14/24  
 Forced Fumbles: N/A  
 Fumble Recoveries: N/A  
 Interceptions: N/A  
 Pass Breakups: N/A  
 Touchdowns: N/A  
 Blocked Kicks: N/A

**8 • ETHAN SAUNDERS**

DE • Gr. • 6-0 • 250

Waynesboro, Pa. / Waynesboro

**SAUNDERS' CAREER DEFENSIVE STATISTICS**

YEAR	GP/GS	U	A	T	TFL-YD	SK-YD	FF	FR	INT	PBU
2021	2/0	0	1	1	0.0-0	0.0-0	0	0	0	0
2022	12/0	3	6	9	2.0-10	1.5-10	0	0	0	0
2023	13/1	9	10	19	4.0-13	1.0-6	0	0	0	0
2024	11/2	6	17	23	5.5-19	3.0-14	0	2	0	0
2025	3/2	3	4	7	1.0-3	0.5-2	0	0	0	0
<b>Total</b>	<b>41/5</b>	<b>21</b>	<b>38</b>	<b>59</b>	<b>12.5-45</b>	<b>6.0-32</b>	<b>0</b>	<b>2</b>	<b>0</b>	<b>0</b>

**SAUNDERS' CAREER HIGHS**

Tackles: 5 vs. Penn, 9/21/24  
 Tackles For Loss: 1.5 (2x) Last: at Villanova, 11/23/24  
 Sacks: 1.0 (5x) Last: vs. Campbell, 11/16/24  
 Forced Fumbles: N/A  
 Fumble Recoveries: 1 (2x) Last: vs. Sacred Heart, 9/28/24  
 Interceptions: N/A  
 Pass Breakups: N/A  
 Touchdowns: 1, FR for 20 yds vs. Sacred Heart, 9/28/24  
 Blocked Kicks: N/A

**13 • NOAH MATTHEWS**

DE • Sr. • 6-5 • 255

Bridgeville, Del. / Woodbridge (Kentucky)

**MATTHEWS' CAREER DEFENSIVE STATISTICS**

YEAR	GP/GS	U	A	T	TFL-YD	SK-YD	FF	FR	INT	PBU
2022	4/0	0	0	0	0.0-0	0.0-0	0	0	0	0
2023	10/0	2	4	6	0.0-0	0.0-0	0	0	0	0
2024	12/2	1	6	7	0.5-1	0.0-0	0	1	0	0
2025	3/3	4	2	6	1.0-1	0.0-0	0	0	0	0
<b>UD</b>	<b>3/3</b>	<b>4</b>	<b>2</b>	<b>6</b>	<b>1.0-1</b>	<b>0.0-0</b>	<b>0</b>	<b>0</b>	<b>0</b>	<b>0</b>
<b>Total</b>	<b>29/5</b>	<b>7</b>	<b>12</b>	<b>19</b>	<b>1.5-2</b>	<b>0.0-0</b>	<b>0</b>	<b>1</b>	<b>0</b>	<b>0</b>

**MATTHEWS' CAREER HIGHS**

Tackles: 3 (2x) Last: vs. UConn, 9/13/25  
 Tackles For Loss: 0.5 vs. Auburn, 10/26/24  
 Sacks: N/A  
 Forced Fumbles: N/A  
 Fumble Recoveries: 1 at Ole Miss, 9/28/24  
 Interceptions: N/A  
 Pass Breakups: N/A  
 Touchdowns: N/A  
 Blocked Kicks: N/A

**31 • BRANDON GORHAM**

DE • Fr. • 6-3 • 245

Odenton, Md. / Arundel

**GORHAM'S CAREER DEFENSIVE STATISTICS**

YEAR	GP/GS	U	A	T	TFL-YD	SK-YD	FF	FR	INT	PBU
2025	2/0	1	1	2	0.5-2	0.5-2	0	0	0	0
<b>Total</b>	<b>2/0</b>	<b>1</b>	<b>1</b>	<b>2</b>	<b>0.5-2</b>	<b>0.5-2</b>	<b>0</b>	<b>0</b>	<b>0</b>	<b>0</b>

**GORHAM'S CAREER HIGHS**

Tackles: 2 at Colorado, 9/6/25  
 Tackles For Loss: 0.5 at Colorado, 9/6/25  
 Sacks: 0.5 at Colorado, 9/6/25  
 Forced Fumbles: N/A  
 Fumble Recoveries: N/A  
 Interceptions: N/A  
 Pass Breakups: N/A  
 Touchdowns: N/A  
 Blocked Kicks: N/A

**44 • KAEDEN SINGLETON**

DE • So. • 6-3 • 240

Lawrence, Pa. / Canon McMillan

**SINGLETON'S CAREER DEFENSIVE STATISTICS**

YEAR	GP/GS	U	A	T	TFL-YD	SK-YD	FF	FR	INT	PBU
2025	3/0	1	0	1	1.0-8	1.0-8	0	0	0	0
<b>Total</b>	<b>3/0</b>	<b>1</b>	<b>0</b>	<b>1</b>	<b>1.0-8</b>	<b>1.0-8</b>	<b>0</b>	<b>0</b>	<b>0</b>	<b>0</b>

**SINGLETON'S CAREER HIGHS**

Tackles: 1 at Colorado, 9/6/25  
 Tackles For Loss: 1.0 at Colorado, 9/6/25  
 Sacks: 1.0 at Colorado, 9/6/25  
 Forced Fumbles: N/A  
 Fumble Recoveries: N/A  
 Interceptions: N/A  
 Pass Breakups: N/A  
 Touchdowns: N/A  
 Blocked Kicks: N/A



## defensive ends &amp; defensive tackles

## CAREER STATS AND HIGHS

## 89 • NATE RAY

DE • Jr. • 6-2 • 250

Wilmington, Del. / Salesianum

## RAY'S CAREER DEFENSIVE STATISTICS

YEAR	GP/GS	U	A	T	TFL-YD	SK-YD	FF	FR	INT	PBU
2024	3/0	0	0	0	0.0-0	0.0-0	0	0	0	0
2025	0/0	0	0	0	0.0-0	0.0-0	0	0	0	0
<b>Total</b>	<b>3/0</b>	<b>0</b>	<b>0</b>	<b>0</b>	<b>0.0-0</b>	<b>0.0-0</b>	<b>0</b>	<b>0</b>	<b>0</b>	<b>0</b>

## RAY'S CAREER HIGHS

Tackles: N/A  
 Tackles For Loss: N/A  
 Sacks: N/A  
 Forced Fumbles: N/A  
 Fumble Recoveries: N/A  
 Interceptions: N/A  
 Pass Breakups: N/A  
 Touchdowns: N/A  
 Blocked Kicks: N/A

## 5 • KION WRIGHT

DT • Jr. • 6-3 • 250

Philadelphia, Pa. / Cheltenham

## WRIGHT'S CAREER DEFENSIVE STATISTICS

YEAR	GP/GS	U	A	T	TFL-YD	SK-YD	FF	FR	INT	PBU
2024	11/0	3	3	6	0.0-0	0.0-0	0	0	0	1
2025	0/0	0	0	0	0.0-0	0.0-0	0	0	0	0
<b>Total</b>	<b>11/0</b>	<b>3</b>	<b>3</b>	<b>6</b>	<b>0.0-0</b>	<b>0.0-0</b>	<b>0</b>	<b>0</b>	<b>0</b>	<b>1</b>

## WRIGHT'S CAREER HIGHS

Tackles: 2 vs. Campbell, 11/16/24  
 Tackles For Loss: N/A  
 Sacks: N/A  
 Forced Fumbles: N/A  
 Fumble Recoveries: N/A  
 Interceptions: N/A  
 Pass Breakups: 1 vs. Sacred Heart, 9/28/24  
 Touchdowns: N/A  
 Blocked Kicks: N/A

## 9 • KEYSHAWN HUNTER

DT • Gr. • 6-0 • 280

Washington, D.C. / H.D. Woodson (Old Dominion)

## HUNTER'S CAREER DEFENSIVE STATISTICS

YEAR	GP/GS	U	A	T	TFL-YD	SK-YD	FF	FR	INT	PBU
2022	8/0	2	5	7	0.0-0	0.0-0	0	0	0	0
2023	11/11	16	32	48	6.5-14	0.0-0	1	1	0	0
2024	7/6	6	12	18	4.5-23	4.5-23	1	0	0	0
2025	3/1	2	4	6	0.5-2	0.5-2	0	0	0	0
<b>UD</b>	<b>21/18</b>	<b>25</b>	<b>48</b>	<b>72</b>	<b>11.5-39</b>	<b>5.0-25</b>	<b>2</b>	<b>1</b>	<b>0</b>	<b>0</b>
<b>Total</b>	<b>29/18</b>	<b>27</b>	<b>53</b>	<b>79</b>	<b>11.5-39</b>	<b>5.0-25</b>	<b>2</b>	<b>1</b>	<b>0</b>	<b>0</b>

## HUNTER'S CAREER HIGHS

Tackles: 8 at Montana, 12/2/23  
 Tackles For Loss: 2.0 (2x) Last: vs. Bryant, 8/29/24  
 Sacks: 2.0 vs. Bryant, 8/29/24  
 Forced Fumbles: 1 (2x) Last: vs. Sacred Heart, 9/28/24  
 Fumble Recoveries: 1 vs. N.C. A&T, 10/14/23  
 Interceptions: N/A  
 Pass Breakups: N/A  
 Touchdowns: N/A  
 Blocked Kicks: N/A

## 11 • JAMES YELBERT JR.

DT • Sr. • 6-5 • 265

Wilmington, Del. / Salesianum (Iowa Central CC)

## YELBERT JR.'S CAREER DEFENSIVE STATISTICS

YEAR	GP/GS	U	A	T	TFL-YD	SK-YD	FF	FR	INT	PBU
2023	11/0	4	1	5	0.5-3	0.5-3	0	0	0	0
2024	11/0	4	1	5	2.0-7	1.0-5	0	0	0	1
2025	3/0	2	3	5	0.5-6	0.5-6	0	0	0	0
<b>Total</b>	<b>25/0</b>	<b>10</b>	<b>5</b>	<b>15</b>	<b>3.0-16</b>	<b>2.0-14</b>	<b>0</b>	<b>0</b>	<b>0</b>	<b>1</b>

## YELBERT JR.'S CAREER HIGHS

Tackles: 2 (3x) Last: vs. UConn, 9/13/25  
 Tackles For Loss: 1.0 (2x) Last: vs. Rhode Island, 11/9/24  
 Sacks: 1.0 vs. Rhode Island, 11/9/24  
 Forced Fumbles: N/A  
 Fumble Recoveries: N/A  
 Interceptions: N/A  
 Pass Breakups: 1 vs. Maine, 10/12/24  
 Touchdowns: N/A  
 Blocked Kicks: 1, Blocked PAT at Monmouth, 10/5/24

## 33 • TRACE SCOTT III

DT • So. • 6-4 • 265

Orlando, Fla. / Timber Creek

## SCOTT III'S CAREER DEFENSIVE STATISTICS

YEAR	GP/GS	U	A	T	TFL-YD	SK-YD	FF	FR	INT	PBU
2024	4/0	0	2	2	0.0-0	0.0-0	0	0	0	0
2025	3/0	2	5	7	1.5-13	1.0-13	0	0	0	0
<b>Total</b>	<b>7/0</b>	<b>2</b>	<b>7</b>	<b>9</b>	<b>1.5-13</b>	<b>1.0-13</b>	<b>0</b>	<b>0</b>	<b>0</b>	<b>0</b>

## SCOTT III'S CAREER HIGHS

Tackles: 3 at Colorado, 9/6/25  
 Tackles For Loss: 1.0 at Colorado, 9/6/25  
 Sacks: 1.0 at Colorado, 9/6/25  
 Forced Fumbles: N/A  
 Fumble Recoveries: N/A  
 Interceptions: N/A  
 Pass Breakups: N/A  
 Touchdowns: N/A  
 Blocked Kicks: N/A

## defensive tackles

## CAREER STATS AND HIGHS

## 52 • DOMINICK BROGNA

DT • Sr. • 6-2 • 300

Bayville, N.J. / Bergen Catholic

## BROGNA'S CAREER DEFENSIVE STATISTICS

YEAR	GP/GS	U	A	T	TFL-YD	SK-YD	FF	FR	INT	PBU
2022	1/0	0	1	1	0.0-0	0.0-0	0	0	0	0
2023	13/1	9	13	22	3.0-11	0.5-4	0	0	0	0
2024	11/5	10	17	27	2.0-3	0.0-0	0	0	0	1
2025	3/1	2	5	7	0.5-2	0.0-0	0	0	0	0
<b>Total</b>	<b>28/7</b>	<b>21</b>	<b>36</b>	<b>57</b>	<b>5.5-16</b>	<b>0.5-4</b>	<b>0</b>	<b>0</b>	<b>0</b>	<b>1</b>

## BROGNA'S CAREER HIGHS

Tackles: 7 at Penn State, 9/9/23  
 Tackles For Loss: 1.5 at Hampton, 10/21/23  
 Sacks: 0.5 at Hampton, 10/21/23  
 Forced Fumbles: N/A  
 Fumble Recoveries: N/A  
 Interceptions: N/A  
 Pass Breakups: 1 vs. UAlbany, 10/26/24  
 Touchdowns: N/A  
 Blocked Kicks: N/A

## 93 • JACK HALL

DT • Gr. • 6-2 • 285

Richmond, Va. / Benedictine College Prep

## HALL'S CAREER DEFENSIVE STATISTICS

YEAR	GP/GS	U	A	T	TFL-YD	SK-YD	FF	FR	INT	PBU
2020	5/0	2	2	4	0.0-0	0.0-0	0	0	0	0
2021	3/1	0	3	3	0.0-0	0.0-0	0	0	0	0
2022	13/0	5	12	17	1.5-12	1.5-12	0	0	0	1
2023	13/13	12	30	42	8.0-42	4.0-33	2	0	0	0
2024	9/8	10	17	27	5.5-18	0.5-4	0	0	0	0
2025	3/2	3	7	10	1.0-3	0.5-2	0	0	0	0
<b>Total</b>	<b>46/24</b>	<b>32</b>	<b>71</b>	<b>103</b>	<b>16.0-75</b>	<b>6.5-51</b>	<b>2</b>	<b>0</b>	<b>0</b>	<b>1</b>

## HALL'S CAREER HIGHS

Tackles: 7 (2x) Last: vs. Elon, 11/4/23  
 Tackles For Loss: 2.5 vs. Elon, 11/4/23  
 Sacks: 1.5 vs. Duquesne, 10/7/23  
 Forced Fumbles: 1 (2x) Last: vs. Lafayette, 11/25/23  
 Fumble Recoveries: N/A  
 Interceptions: N/A  
 Pass Breakups: 1 vs. Morgan State, 10/22/22  
 Touchdowns: N/A  
 Blocked Kicks: N/A

## 98 • NICK KARIKA

DT • Sr. • 6-3 • 305

St. James, N.Y. / Smithtown East (Wagner)

## KARIKA'S CAREER DEFENSIVE STATISTICS

YEAR	GP/GS	U	A	T	TFL-YD	SK-YD	FF	FR	INT	PBU
2022	6/0	4	0	4	1.0-7	0.0-0	0	0	0	0
2023	13/1	3	6	9	2.0-1	0.0-0	0	0	0	0
2024	11/2	5	3	8	3.0-9	2.0-8	1	0	0	0
2025	3/2	4	1	5	1.0-1	0.0-0	1	0	0	0
<b>UD</b>	<b>27/5</b>	<b>12</b>	<b>10</b>	<b>22</b>	<b>6.0-11</b>	<b>2.0-8</b>	<b>2</b>	<b>0</b>	<b>0</b>	<b>0</b>
<b>Total</b>	<b>33/5</b>	<b>16</b>	<b>10</b>	<b>26</b>	<b>7.0-18</b>	<b>2.0-8</b>	<b>2</b>	<b>0</b>	<b>0</b>	<b>0</b>

## KARIKA'S CAREER HIGHS

Tackles: 3 at Penn State, 9/9/23  
 Tackles For Loss: 1.5 vs. N.C. A&T, 10/14/23  
 Sacks: 1.0 (2x) Last: vs. Rhode Island, 11/9/24  
 Forced Fumbles: 1 (2x) Last: vs. Delaware State, 8/8/25  
 Fumble Recoveries: N/A  
 Interceptions: N/A  
 Pass Breakups: N/A  
 Touchdowns: N/A  
 Blocked Kicks: N/A

## linebackers

## CAREER STATS AND HIGHS

## 10 • BLAKE MATTHEWS

LB • Sr. • 6-2 • 215

Bremen, Ga. / Bremen (Troy)

## MATTHEWS' CAREER DEFENSIVE STATISTICS

YEAR	GP/GS	U	A	T	TFL-YD	SK-YD	FF	FR	INT	PBU
2022	1/0	1	0	1	0.0-0	0.0-0	0	0	0	0
2023	14/0	3	1	4	0.0-0	0.0-0	0	1	0	0
2024	11/0	9	7	16	1.5-4	1.0-3	0	1	0	0
2025	2/1	2	4	6	0.5-1	0.0-0	0	0	0	0
<b>UD</b>	<b>13/1</b>	<b>11</b>	<b>11</b>	<b>22</b>	<b>2.0-5</b>	<b>1.0-3</b>	<b>0</b>	<b>1</b>	<b>0</b>	<b>0</b>
<b>Total</b>	<b>28/1</b>	<b>15</b>	<b>12</b>	<b>27</b>	<b>2.0-5</b>	<b>1.0-3</b>	<b>0</b>	<b>2</b>	<b>0</b>	<b>0</b>

## MATTHEWS' CAREER HIGHS

Tackles: 4 (2x) Last: at Richmond, 10/19/24  
 Tackles For Loss: 1.0 vs. N.C. A&T, 9/14/24  
 Sacks: 1.0 vs. N.C. A&T, 9/14/24  
 Forced Fumbles: N/A  
 Fumble Recoveries: 1 vs. N.C. A&T, 9/14/24  
 Interceptions: N/A  
 Pass Breakups: N/A  
 Touchdowns: N/A  
 Blocked Kicks: N/A

## 19 • DILLON TRAINER

LB • Gr. • 6-1 • 230

Philadelphia, Pa. / La Salle College High School

## TRAINER'S CAREER DEFENSIVE STATISTICS

YEAR	GP/GS	U	A	T	TFL-YD	SK-YD	FF	FR	INT	PBU
2020	8/0	1	6	7	0.0-0	0.0-0	0	0	0	0
2021	11/0	1	7	8	0.0-0	0.0-0	0	0	0	0
2022	3/0	4	3	7	0.0-0	0.0-0	0	0	0	0
2023	13/13	26	40	66	5.5-9	1.0-3	0	1	1	2
2024	8/7	14	30	44	3.5-8	0.0-0	0	0	0	0
2025	3/3	6	18	24	2.5-16	1.5-13	0	0	0	0
<b>Total</b>	<b>46/23</b>	<b>52</b>	<b>104</b>	<b>156</b>	<b>11.5-33</b>	<b>2.5-16</b>	<b>0</b>	<b>1</b>	<b>1</b>	<b>2</b>

## TRAINER'S CAREER HIGHS

Tackles: 9 (2x) Last: at Colorado, 9/6/25  
 Tackles For Loss: 2.0 (3x) Last: vs. Delaware State, 8/28/25  
 Sacks: 1.0 (2x) Last: vs. Delaware State, 8/28/25  
 Forced Fumbles: N/A  
 Fumble Recoveries: 1 vs. Lafayette, 11/25/23  
 Interceptions: 1 vs. Saint Francis, 9/16/23  
 Pass Breakups: 1 vs. New Hampshire, 9/23/23  
 Touchdowns: 1, INT for 56 yds vs. Saint Francis, 9/16/24  
 Blocked Kicks: 1, Blocked PAT vs. Penn, 9/21/24

## 20 • MEIKHI CUTTINO

LB • Sr. • 6-3 • 215

East Orange, N.J. / Paramus Catholic

## CUTTINO'S CAREER DEFENSIVE STATISTICS

YEAR	GP/GS	U	A	T	TFL-YD	SK-YD	FF	FR	INT	PBU
2025	3/0	0	0	0	0.0-0	0.0-0	0	0	0	0
<b>Total</b>	<b>3/0</b>	<b>0</b>	<b>0</b>	<b>0</b>	<b>0.0-0</b>	<b>0.0-0</b>	<b>0</b>	<b>0</b>	<b>0</b>	<b>0</b>

## CUTTINO'S CAREER HIGHS

Tackles: N/A  
 Tackles For Loss: N/A  
 Sacks: N/A  
 Forced Fumbles: N/A  
 Fumble Recoveries: N/A  
 Interceptions: N/A  
 Pass Breakups: N/A  
 Touchdowns: N/A  
 Blocked Kicks: N/A

## 21 • ANTHONY CRENSHAW JR.

LB • Jr. • 6-0 • 205

Arlington, Texas / James Martin

## CRENSHAW JR.'S CAREER DEFENSIVE STATISTICS

YEAR	GP/GS	U	A	T	TFL-YD	SK-YD	FF	FR	INT	PBU
2023	3/0	1	1	2	0.0-0	0.0-0	0	0	0	0
2024	11/0	7	14	21	0.0-0	0.0-0	1	0	0	1
2025	3/0	3	11	14	1.0-3	0.0-0	0	0	0	1
<b>Total</b>	<b>17/0</b>	<b>11</b>	<b>26</b>	<b>37</b>	<b>1.0-3</b>	<b>0.0-0</b>	<b>1</b>	<b>0</b>	<b>0</b>	<b>2</b>

## CRENSHAW JR.'S CAREER HIGHS

Tackles: 8 vs. Sacred Heart, 9/28/24  
 Tackles For Loss: 0.5 (2x) Last: at Colorado, 9/6/25  
 Sacks: N/A  
 Forced Fumbles: 1 at N.C. A&T, 9/14/24  
 Fumble Recoveries: N/A  
 Interceptions: N/A  
 Pass Breakups: 1 (2x) Last: at Colorado, 9/6/25  
 Touchdowns: N/A  
 Blocked Kicks: N/A

## 22 • JAWARREN CORBIN

LB • Jr. • 6-1 • 235

Wildwood, Fla. / South Sumter (Iowa Central CC)

## CORBIN'S CAREER DEFENSIVE STATISTICS

YEAR	GP/GS	U	A	T	TFL-YD	SK-YD	FF	FR	INT	PBU
2025	2/0	0	0	0	0.0-0	0.0-0	0	0	0	0
<b>Total</b>	<b>2/0</b>	<b>0</b>	<b>0</b>	<b>0</b>	<b>0.0-0</b>	<b>0.0-0</b>	<b>0</b>	<b>0</b>	<b>0</b>	<b>0</b>

## CORBIN'S CAREER HIGHS

Tackles: N/A  
 Tackles For Loss: N/A  
 Sacks: N/A  
 Forced Fumbles: N/A  
 Fumble Recoveries: N/A  
 Interceptions: N/A  
 Pass Breakups: N/A  
 Touchdowns: N/A  
 Blocked Kicks: N/A



## linebackers

## CAREER STATS AND HIGHS

## 32 • MARJE MULUMBA

LB • Gr. • 6-1 • 215

Beverly, Mass. / Beverly (Stonehill)

## MULUMBA'S CAREER DEFENSIVE STATISTICS

YEAR	GP/GS	U	A	T	TFL-YD	SK-YD	FF	FR	INT	PBU
2021	7/7	15	16	31	4.5-20	2.5-17	1	0	0	2
2022	9/9	30	23	53	9.0-53	3.5-35	1	0	1	2
2023	6/0	0	1	1	0.0-0	0.0-0	0	0	0	1
2024	11/5	10	24	34	3.5-16	1.5-8	0	0	0	2
2025	3/1	1	3	4	0.0-0	0.0-0	0	0	0	0
<b>UD</b>	<b>20/6</b>	<b>11</b>	<b>28</b>	<b>39</b>	<b>3.5-16</b>	<b>1.5-8</b>	<b>0</b>	<b>0</b>	<b>0</b>	<b>3</b>
<b>Total</b>	<b>36/22</b>	<b>56</b>	<b>67</b>	<b>123</b>	<b>17.0-89</b>	<b>7.5-60</b>	<b>2</b>	<b>0</b>	<b>1</b>	<b>7</b>

## MULUMBA'S CAREER HIGHS

Tackles: 9 (2x) Last: at Sacred Heart, 10/15/22  
 Tackles For Loss: 3.0 at Bloomsburg, 9/3/22  
 Sacks: 1.5 vs. UAlbany, 10/26/24  
 Forced Fumbles: 1 (2x) Last: at LIU, 11/12/22  
 Fumble Recoveries: N/A  
 Interceptions: 1 vs. Post, 9/10/22  
 Pass Breakups: 1 (7x) Last: vs. Campbell, 11/16/24  
 Touchdowns: N/A  
 Blocked Kicks: N/A

## 35 • GAVIN MOUL

LB • Jr. • 6-0 • 227

Bethel Park, Pa. / Bethel Park

## MOUL'S CAREER DEFENSIVE STATISTICS

YEAR	GP/GS	U	A	T	TFL-YD	SK-YD	FF	FR	INT	PBU
2023	12/0	3	7	10	0.0-0	0.0-0	0	0	0	0
2024	11/11	25	46	71	6.0-14	0.0-0	1	0	2	2
2025	3/3	10	11	21	3.0-3	0.0-0	0	0	0	1
<b>Total</b>	<b>26/14</b>	<b>38</b>	<b>64</b>	<b>102</b>	<b>9.0-17</b>	<b>0.0-0</b>	<b>1</b>	<b>0</b>	<b>2</b>	<b>3</b>

## MOUL'S CAREER HIGHS

Tackles: 14 vs. Penn, 9/21/24  
 Tackles For Loss: 2.0 vs. Delaware State, 8/28/25  
 Sacks: N/A  
 Forced Fumbles: 1 at N.C. A&T, 9/14/24  
 Fumble Recoveries: N/A  
 Interceptions: 1 (2x) Last: vs. Rhode Island, 11/9/24  
 Pass Breakups: 1 (3x) Last: vs. UConn, 9/13/25  
 Touchdowns: N/A  
 Blocked Kicks: N/A

## 48 • CHRIS COLLOT

LB • Jr. • 6-2 • 225

Sicklerville, N.J. / Saint Augustine

## COLLOT'S CAREER DEFENSIVE STATISTICS

YEAR	GP/GS	U	A	T	TFL-YD	SK-YD	FF	FR	INT	PBU
2024	2/0	0	0	0	0.0-0	0.0-0	0	0	0	0
2025	0/0	0	0	0	0.0-0	0.0-0	0	0	0	0
<b>Total</b>	<b>2/0</b>	<b>0</b>	<b>0</b>	<b>0</b>	<b>0.0-0</b>	<b>0.0-0</b>	<b>0</b>	<b>0</b>	<b>0</b>	<b>0</b>

## COLLOT'S CAREER HIGHS

Tackles: N/A  
 Tackles For Loss: N/A  
 Sacks: N/A  
 Forced Fumbles: N/A  
 Fumble Recoveries: N/A  
 Interceptions: N/A  
 Pass Breakups: N/A  
 Touchdowns: N/A  
 Blocked Kicks: N/A

## 56 • MEKHI CARMON

LB • Jr. • 6-2 • 200

Newark, N.J. / Caravel Academy [Del.]

## CARMON'S CAREER DEFENSIVE STATISTICS

YEAR	GP/GS	U	A	T	TFL-YD	SK-YD	FF	FR	INT	PBU
2024	11/0	0	2	2	0.0-0	0.0-0	0	0	0	0
2025	3/0	0	0	0	0.0-0	0.0-0	0	0	0	0
<b>Total</b>	<b>14/0</b>	<b>0</b>	<b>2</b>	<b>2</b>	<b>0.0-0</b>	<b>0.0-0</b>	<b>0</b>	<b>0</b>	<b>0</b>	<b>0</b>

## CARMON'S CAREER HIGHS

Tackles: 1 (2x) Last: vs. Sacred Heart, 9/28/24  
 Tackles For Loss: N/A  
 Sacks: N/A  
 Forced Fumbles: N/A  
 Fumble Recoveries: N/A  
 Interceptions: N/A  
 Pass Breakups: N/A  
 Touchdowns: N/A  
 Blocked Kicks: N/A

## 58 • COLIN GALLAGHER

LB • So. • 6-1 • 220

Middletown, N.J. / Middletown South

## GALLAGHER'S CAREER DEFENSIVE STATISTICS

YEAR	GP/GS	U	A	T	TFL-YD	SK-YD	FF	FR	INT	PBU
2024	3/0	0	0	0	0.0-0	0.0-0	0	0	0	0
2025	3/0	1	1	2	0.0-0	0.0-0	0	0	0	0
<b>Total</b>	<b>6/0</b>	<b>1</b>	<b>1</b>	<b>2</b>	<b>0.0-0</b>	<b>0.0-0</b>	<b>0</b>	<b>0</b>	<b>0</b>	<b>0</b>

## GALLAGHER'S CAREER HIGHS

Tackles: 1 (2x) Last: vs. UConn, 9/13/25  
 Tackles For Loss: N/A  
 Sacks: N/A  
 Forced Fumbles: N/A  
 Fumble Recoveries: N/A  
 Interceptions: N/A  
 Pass Breakups: N/A  
 Touchdowns: N/A  
 Blocked Kicks: N/A

## cornerbacks

## CAREER STATS AND HIGHS

## 1 • NATE EVANS

CB • Sr. • 6-0 • 190

Virginia Beach, Va. / Frank W. Cox (NC State)

## EVANS' CAREER DEFENSIVE STATISTICS

YEAR	GP/GS	U	A	T	TFL-YD	SK-YD	FF	FR	INT	PBU
2021	3/0	0	0	0	0.0-0	0.0-0	0	0	0	0
2022	3/0	0	0	0	0.0-0	0.0-0	0	0	0	0
2023	0/0	0	0	0	0.0-0	0.0-0	0	0	0	0
2024	11/2	9	7	16	1.5-3	0.0-0	0	0	1	6
2025	3/3	4	3	7	1.0-1	1.0-1	0	0	0	1
<b>UD</b>	<b>14/5</b>	<b>13</b>	<b>10</b>	<b>23</b>	<b>2.5-4</b>	<b>1.0-1</b>	<b>0</b>	<b>0</b>	<b>1</b>	<b>7</b>
<b>Total</b>	<b>20/5</b>	<b>13</b>	<b>10</b>	<b>23</b>	<b>2.5-4</b>	<b>1.0-1</b>	<b>0</b>	<b>0</b>	<b>1</b>	<b>7</b>

## EVANS' CAREER HIGHS

Tackles: 4 vs. UConn, 9/13/25  
 Tackles For Loss: 1.0 (2x) Last: at Colorado, 9/6/25  
 Sacks: 1.0 at Colorado, 9/6/25  
 Forced Fumbles: N/A  
 Fumble Recoveries: N/A  
 Interceptions: 1 vs. Sacred Heart, 9/28/24  
 Pass Breakups: 2 (2x) Last: vs. Maine, 10/12/24  
 Touchdowns: N/A  
 Blocked Kicks: N/A

## 4 • A'KHOURY LYDE

CB • Sr. • 5-9 • 185

Paterson, N.J. / DePaul Catholic (Wisconsin)

## LYDE'S CAREER DEFENSIVE STATISTICS

YEAR	GP/GS	U	A	T	TFL-YD	SK-YD	FF	FR	INT	PBU
2023	13/3	15	9	24	1.5-2	0.0-0	0	0	0	2
2024	11/9	14	6	20	2.0-2	0.0-0	0	0	0	1
2025	0/0	0	0	0	0.0-0	0.0-0	0	0	0	0
<b>Total</b>	<b>24/12</b>	<b>29</b>	<b>15</b>	<b>44</b>	<b>3.5-4</b>	<b>0.0-0</b>	<b>0</b>	<b>0</b>	<b>0</b>	<b>3</b>

## LYDE'S CAREER HIGHS

Tackles: 6 at Villanova, 11/23/24  
 Tackles For Loss: 1.0 (2x) Last: vs. Rhode Island, 11/9/24  
 Sacks: N/A  
 Forced Fumbles: N/A  
 Fumble Recoveries: N/A  
 Interceptions: N/A  
 Pass Breakups: 1 (3x) Last: vs. Penn, 9/21/24  
 Touchdowns: N/A  
 Blocked Kicks: N/A

## 6 • KSHAWN COX JR.

CB • Jr. • 5-10 • 175

Bridgeville, Del. / Wise [Md.]

## COX JR.'S CAREER DEFENSIVE STATISTICS

YEAR	GP/GS	U	A	T	TFL-YD	SK-YD	FF	FR	INT	PBU
2024	10/0	8	2	10	0.0-0	0.0-0	0	0	0	1
2025	3/3	4	2	6	0.0-0	0.0-0	0	0	0	1
<b>Total</b>	<b>13/3</b>	<b>12</b>	<b>4</b>	<b>16</b>	<b>0.0-0</b>	<b>0.0-0</b>	<b>0</b>	<b>0</b>	<b>0</b>	<b>2</b>

## COX JR.'S CAREER HIGHS

Tackles: 5 vs. UConn, 9/13/25  
 Tackles For Loss: N/A  
 Sacks: N/A  
 Forced Fumbles: N/A  
 Fumble Recoveries: N/A  
 Interceptions: N/A  
 Pass Breakups: 1 (2x) Last: vs. Delaware State, 8/28/25  
 Touchdowns: N/A  
 Blocked Kicks: N/A

## 12 • KEONTAE JENKINS

CB • Gr. • 5-10 • 180

Chesapeake, Va. / Frank W. Cox (Coastal Carolina/TCU)

## JENKINS' CAREER DEFENSIVE STATISTICS

YEAR	GP/GS	U	A	T	TFL-YD	SK-YD	FF	FR	INT	PBU
2020	3/0	0	0	0	0.0-0	0.0-0	0	0	0	0
2021	9/0	2	1	3	0.0-0	0.0-0	0	0	0	0
2022	3/0	0	0	0	0.0-0	0.0-0	0	0	0	0
2023	8/0	5	2	7	0.0-0	0.0-0	0	0	0	0
2024	2/0	1	0	1	0.0-0	0.0-0	0	0	0	1
2025	0/0	0	0	0	0.0-0	0.0-0	0	0	0	0
<b>UD</b>	<b>0/0</b>	<b>0</b>	<b>0</b>	<b>0</b>	<b>0.0-0</b>	<b>0.0-0</b>	<b>0</b>	<b>0</b>	<b>0</b>	<b>0</b>
<b>Total</b>	<b>25/0</b>	<b>8</b>	<b>3</b>	<b>11</b>	<b>0.0-0</b>	<b>0.0-0</b>	<b>0</b>	<b>0</b>	<b>0</b>	<b>1</b>

## JENKINS' CAREER HIGHS

Tackles: 4 at Georgia Southern, 9/30/23  
 Tackles For Loss: 1.0 vs. Sacred Heart, 9/28/24  
 Sacks: N/A  
 Forced Fumbles: N/A  
 Fumble Recoveries: N/A  
 Interceptions: N/A  
 Pass Breakups: 1 at Georgia State, 11/30/24  
 Touchdowns: N/A  
 Blocked Kicks: N/A

## 18 • JAMARION KOLAGBODI

CB • Fr. • 6-0 • 175

Fort Wayne, Ind. / Snider

## KOLAGBODI'S CAREER DEFENSIVE STATISTICS

YEAR	GP/GS	U	A	T	TFL-YD	SK-YD	FF	FR	INT	PBU
2025	3/0	3	0	3	0.0-0	0.0-0	0	0	0	2
<b>Total</b>	<b>3/0</b>	<b>3</b>	<b>0</b>	<b>3</b>	<b>0.0-0</b>	<b>0.0-0</b>	<b>0</b>	<b>0</b>	<b>0</b>	<b>2</b>

## KOLAGBODI'S CAREER HIGHS

Tackles: 3 at Colorado, 9/6/25  
 Tackles For Loss: N/A  
 Sacks: N/A  
 Forced Fumbles: N/A  
 Fumble Recoveries: N/A  
 Interceptions: N/A  
 Pass Breakups: 1 (2x) Last: vs. UConn, 9/13/25  
 Touchdowns: N/A  
 Blocked Kicks: N/A

## 29 • NYAIR DOMNIE

CB • Jr. • 5-9 • 172

Jersey City, N.J. / DePaul Catholic

## DOMNIE'S CAREER DEFENSIVE STATISTICS

YEAR	GP/GS	U	A	T	TFL-YD	SK-YD	FF	FR	INT	PBU
2023	12/0	5	2	7	1.0-3	0.0-0	0	0	0	0
2024	11/0	2	5	7	0.0-0	0.0-0	0	0	0	2
2025	3/0	4	0	4	0.0-0	0.0-0	0	0	0	1
<b>Total</b>	<b>26/0</b>	<b>11</b>	<b>7</b>	<b>18</b>	<b>1.0-3</b>	<b>0.0-0</b>	<b>0</b>	<b>0</b>	<b>0</b>	<b>3</b>

## DOMNIE'S CAREER HIGHS

Tackles: 3 (3x) Last: vs. Delaware State, 8/28/25  
 Tackles For Loss: 1.0 at Campbell, 11/11/23  
 Sacks: N/A  
 Forced Fumbles: N/A  
 Fumble Recoveries: N/A  
 Interceptions: N/A  
 Pass Breakups: 1 (3x) Last: vs. UConn, 9/13/25  
 Touchdowns: N/A  
 Blocked Kicks: N/A

## safeties

# CAREER STATS AND HIGHS

## 2 • MYSONNE POLLARD

S • Sr. • 6-2 • 187

Norwalk, Conn. / Norwalk (Monroe)

### POLLARD'S CAREER DEFENSIVE STATISTICS

YEAR	GP/GS	U	A	T	TFL-YD	SK-YD	FF	FR	INT	PBU
2024	11/0	15	14	29	1.5-2	0.0-0	0	0	1	1
2025	3/3	8	8	16	1.0-1	0.0-0	1	0	0	0
<b>Total</b>	<b>14/3</b>	<b>23</b>	<b>22</b>	<b>45</b>	<b>2.5-3</b>	<b>0.0-0</b>	<b>1</b>	<b>0</b>	<b>1</b>	<b>1</b>

### POLLARD'S CAREER KICK RETURN STATISTICS

YEAR	GP/GS	ATT	YDS	TD	AVG	LG
2024	11/0	14	278	0	19.9	30
2025	3/3	3	106	0	35.3	51
<b>Total</b>	<b>14/3</b>	<b>17</b>	<b>384</b>	<b>0</b>	<b>22.6</b>	<b>51</b>

### POLLARD'S CAREER HIGHS

Tackles: 6 (2x) Last: vs. UConn, 9/13/25  
 Tackles For Loss: 1.0 (2x) Last: at Colorado, 9/6/25  
 Sacks: N/A  
 Forced Fumbles: 1 vs. Delaware State, 8/28/25  
 Fumble Recoveries: N/A  
 Interceptions: 1 vs. Maine, 10/12/24  
 Pass Breakups: 1 vs. Rhode Island, 11/9/24  
 Touchdowns: N/A  
 Blocked Kicks: 1 (2x) Last: FG Blkd vs. UAlbany, 10/26/24  
 Kick Return Attempts: 4 vs. Maine, 10/12/24  
 Kick Return Yards: 92 vs. Maine, 10/12/24  
 Kick Return TDs: N/A  
 Longest Kick Return: 51 vs. Delaware State, 8/28/25

## 3 • HASSON MANNING JR.

S • Sr. • 5-11 • 186

Newark, N.J. / Hudson Catholic

### MANNING JR.'S CAREER DEFENSIVE STATISTICS

YEAR	GP/GS	U	A	T	TFL-YD	SK-YD	FF	FR	INT	PBU
2023	13/1	12	6	18	2.0-5	0.0-0	0	0	0	2
2024	11/9	16	17	33	2.5-4	0.0-0	0	0	0	3
2025	3/0	5	1	6	1.0-3	0.0-0	0	0	0	0
<b>Total</b>	<b>27/10</b>	<b>33</b>	<b>24</b>	<b>57</b>	<b>5.5-12</b>	<b>0.0-0</b>	<b>0</b>	<b>0</b>	<b>0</b>	<b>5</b>

### MANNING JR.'S CAREER HIGHS

Tackles: 5 vs. Lafayette, 11/25/23  
 Tackles For Loss: 2.0 vs. Lafayette, 11/25/23  
 Sacks: N/A  
 Forced Fumbles: N/A  
 Fumble Recoveries: N/A  
 Interceptions: N/A  
 Pass Breakups: 1 (5x) Last: vs. UAlbany, 10/26/24  
 Touchdowns: N/A  
 Blocked Kicks: N/A

## 7 • KT SEAY

S • Jr. • 6-2 • 190

Norfolk, Va. / Maury

### SEAY'S CAREER DEFENSIVE STATISTICS

YEAR	GP/GS	U	A	T	TFL-YD	SK-YD	FF	FR	INT	PBU
2023	12/10	21	16	37	0.0-0	0.0-0	0	0	1	0
2024	11/11	23	15	38	1.0-5	1.0-5	0	0	4	2
2025	3/3	16	8	24	0.5-1	0.0-0	0	0	1	0
<b>Total</b>	<b>26/24</b>	<b>60</b>	<b>39</b>	<b>99</b>	<b>1.5-6</b>	<b>1.0-5</b>	<b>0</b>	<b>0</b>	<b>6</b>	<b>2</b>

### SEAY'S CAREER HIGHS

Tackles: 13 vs. UConn, 9/13/25  
 Tackles For Loss: 1.0 vs. Sacred Heart, 9/28/24  
 Sacks: 1.0 vs. Sacred Heart, 9/28/24  
 Forced Fumbles: N/A  
 Fumble Recoveries: N/A  
 Interceptions: 1 (6x) Last: vs. Delaware State, 8/28/25  
 Pass Breakups: 1 (2x) Last: vs. Maine, 10/12/24  
 Touchdowns: N/A  
 Blocked Kicks: N/A

## 14 • KAHLIL ALI

S • Jr. • 6-1 • 200

Pennsauken, N.J. / Pennsauken (Boston College)

### ALI'S CAREER DEFENSIVE STATISTICS

YEAR	GP/GS	U	A	T	TFL-YD	SK-YD	FF	FR	INT	PBU
2023	4/0	1	1	2	0.0-0	0.0-0	0	0	0	0
2024	6/0	0	1	1	0.0-0	0.0-0	0	0	0	0
2025	3/0	6	3	9	1.0-2	0.0-0	0	0	1	0
<b>UD</b>	<b>3/0</b>	<b>6</b>	<b>3</b>	<b>9</b>	<b>1.0-2</b>	<b>0.0-0</b>	<b>0</b>	<b>0</b>	<b>1</b>	<b>0</b>
<b>Total</b>	<b>13/0</b>	<b>7</b>	<b>5</b>	<b>12</b>	<b>1.0-2</b>	<b>0.0-0</b>	<b>0</b>	<b>0</b>	<b>1</b>	<b>0</b>

### ALI'S CAREER HIGHS

Tackles: 5 at Colorado, 9/6/25  
 Tackles For Loss: 1.0 at Colorado, 9/6/25  
 Sacks: N/A  
 Forced Fumbles: N/A  
 Fumble Recoveries: N/A  
 Interceptions: 1 vs. Delaware State, 8/28/25  
 Pass Breakups: N/A  
 Touchdowns: 1, INT for 45 yds vs. Delaware State, 8/28/25  
 Blocked Kicks: N/A

## 16 • NOAH JEFFERSON

S • Fr. • 6-2 • 194

Hampton, Va. / Phoebus

### JEFFERSON'S CAREER DEFENSIVE STATISTICS

YEAR	GP/GS	U	A	T	TFL-YD	SK-YD	FF	FR	INT	PBU
2025	3/0	0	1	1	0.0-0	0.0-0	0	0	0	0
<b>Total</b>	<b>3/0</b>	<b>0</b>	<b>1</b>	<b>1</b>	<b>0.0-0</b>	<b>0.0-0</b>	<b>0</b>	<b>0</b>	<b>0</b>	<b>0</b>

### JEFFERSON'S CAREER HIGHS

Tackles: 1 vs. UConn, 9/13/25  
 Tackles For Loss: N/A  
 Sacks: N/A  
 Forced Fumbles: N/A  
 Fumble Recoveries: N/A  
 Interceptions: N/A  
 Pass Breakups: N/A  
 Touchdowns: N/A  
 Blocked Kicks: N/A



safeties

# CAREER STATS AND HIGHS

## 17 • JASON SCOTT

S • Gr. • 6-0 • 190

Laurel, Md. / Our Lady of Good Counsel (Boston College)

### SCOTT'S CAREER DEFENSIVE STATISTICS

YEAR	GP/GS	U	A	T	TFL-YD	SK-YD	FF	FR	INT	PBU
2020	8/0	0	0	0	0.0-0	0.0-0	0	0	0	0
2021	6/0	0	0	0	0.0-0	0.0-0	0	0	0	0
2022	10/0	0	0	0	0.0-0	0.0-0	0	0	0	0
2023	4/0	1	0	1	0.0-0	0.0-0	0	0	0	0
2024	11/10	14	24	38	2.0-12	1.0-10	1	1	0	0
2025	3/2	6	4	10	0.0-0	0.0-0	0	0	0	1
<b>UD</b>	<b>14/12</b>	<b>20</b>	<b>28</b>	<b>48</b>	<b>2.0-12</b>	<b>1.0-10</b>	<b>1</b>	<b>1</b>	<b>0</b>	<b>1</b>
<b>Total</b>	<b>42/12</b>	<b>21</b>	<b>28</b>	<b>49</b>	<b>2.0-12</b>	<b>1.0-10</b>	<b>1</b>	<b>1</b>	<b>0</b>	<b>1</b>

### SCOTT'S CAREER HIGHS

Tackles: 7 at Monmouth, 10/5/24  
 Tackles For Loss: 1.0 (2x) Last: vs. UAlbany, 10/26/24  
 Sacks: 1.0 vs. Sacred Heart, 9/28/24  
 Forced Fumbles: 1 vs. Sacred Heart, 9/28/24  
 Fumble Recoveries: 1 vs. Bryant, 8/29/24  
 Interceptions: N/A  
 Pass Breakups: 1 vs. Delaware State, 8/28/25  
 Touchdowns: N/A  
 Blocked Kicks: N/A

## 23 • NATE SPAK

S • Jr. • 6-3 • 200

Pittsburgh, Pa. / North Allegheny

### SPAK'S CAREER DEFENSIVE STATISTICS

YEAR	GP/GS	U	A	T	TFL-YD	SK-YD	FF	FR	INT	PBU
2024	1/0	0	1	1	0.0-0	0.0-0	0	0	0	0
2025	0/0	0	0	0	0.0-0	0.0-0	0	0	0	0
<b>Total</b>	<b>1/0</b>	<b>0</b>	<b>1</b>	<b>1</b>	<b>0.0-0</b>	<b>0.0-0</b>	<b>0</b>	<b>0</b>	<b>0</b>	<b>0</b>

### SPAK'S CAREER HIGHS

Tackles: 1 vs. Sacred Heart, 9/28/24  
 Tackles For Loss: N/A  
 Sacks: N/A  
 Forced Fumbles: N/A  
 Fumble Recoveries: N/A  
 Interceptions: N/A  
 Pass Breakups: N/A  
 Touchdowns: N/A  
 Blocked Kicks: N/A

## 27 • AJ GRAHAM

S • Fr. • 6-1 • 190

Mooresville, N.C. / Mooresville

### GRAHAM'S CAREER DEFENSIVE STATISTICS

YEAR	GP/GS	U	A	T	TFL-YD	SK-YD	FF	FR	INT	PBU
2025	2/0	0	0	0	0.0-0	0.0-0	0	0	0	0
<b>Total</b>	<b>2/0</b>	<b>0</b>	<b>0</b>	<b>0</b>	<b>0.0-0</b>	<b>0.0-0</b>	<b>0</b>	<b>0</b>	<b>0</b>	<b>0</b>

### GRAHAM'S CAREER HIGHS

Tackles: N/A  
 Tackles For Loss: N/A  
 Sacks: N/A  
 Forced Fumbles: N/A  
 Fumble Recoveries: N/A  
 Interceptions: N/A  
 Pass Breakups: N/A  
 Touchdowns: N/A  
 Blocked Kicks: N/A

## 36 • NASIR EATMON

S • Fr. • 6-0 • 180

Waldorf, Md. / North Point

### EATMON'S CAREER DEFENSIVE STATISTICS

YEAR	GP/GS	U	A	T	TFL-YD	SK-YD	FF	FR	INT	PBU
2025	2/0	0	0	0	0.0-0	0.0-0	0	0	0	0
<b>Total</b>	<b>2/0</b>	<b>0</b>	<b>0</b>	<b>0</b>	<b>0.0-0</b>	<b>0.0-0</b>	<b>0</b>	<b>0</b>	<b>0</b>	<b>0</b>

### EATMON'S CAREER HIGHS

Tackles: N/A  
 Tackles For Loss: N/A  
 Sacks: N/A  
 Forced Fumbles: N/A  
 Fumble Recoveries: N/A  
 Interceptions: N/A  
 Pass Breakups: N/A  
 Touchdowns: N/A  
 Blocked Kicks: N/A

## specialists

## CAREER STATS AND HIGHS

## 39 • JOSH CUPITT

P • Gr. • 5-11 • 185

Reading, Pa. / Exeter Township Senior (Towson)

## CUPITT'S CAREER PUNTING STATISTICS

YEAR	GP/GS	NO	YDS	AVG	LG	I20	50+
2021	1/0	0	0	0.0	0	0	0
2022	11/0	0	0	0.0	0	0	0
2023	9/0	33	1,481	44.9	60	10	8
2024	10/0	27	1,160	43.0	68	4	10
2025	0/0	0	0	0.0	0	0	0
<b>UD</b>	<b>11/0</b>	<b>27</b>	<b>1,160</b>	<b>43.0</b>	<b>68</b>	<b>4</b>	<b>8</b>
<b>Total</b>	<b>32/0</b>	<b>60</b>	<b>2,641</b>	<b>44.0</b>	<b>68</b>	<b>14</b>	<b>18</b>

## CUPITT'S CAREER KICKING STATISTICS

YEAR	GP/GS	FGM	FGA	LG	PAT	KO	YDS	TB
2021	1/0	0	0	0	0-0	3	133	0
2022	11/0	0	0	0	0-0	47	2,693	9
2023	9/0	0	0	0	0-0	1	65	0
2024	10/0	0	0	0	0-0	0	0	0
2025	0/0	0	0	0	0-0	0	0	0
<b>UD</b>	<b>11/0</b>	<b>0</b>	<b>0</b>	<b>0</b>	<b>0-0</b>	<b>0</b>	<b>0</b>	<b>0</b>
<b>Total</b>	<b>32/0</b>	<b>0</b>	<b>0</b>	<b>0</b>	<b>0-0</b>	<b>51</b>	<b>2,891</b>	<b>9</b>

## CUPITT'S CAREER HIGHS

Punts: 6 (2x) Last: Rhode Island, 11/18/23  
 Punt Average: 57 vs. Maine, 10/12/24  
 Longest Punt: 68 vs. Rhode Island, 11/9/24  
 Punts Inside 20: 2 (3x) Last: vs. Rhode Island, 11/18/23  
 50+ Yard Punts: 4 vs. Norfolk State, 9/23/23  
 Kickoffs: 10 at Monmouth, 10/29/22  
 Touchbacks (KO): 2 (2x) Last: at Monmouth, 10/29/22

## 91 • NATE REED

K • Gr. • 6-3 • 188

Manheim, Pa. / Manheim Central (East Stroudsburg)

## REED'S CAREER KICKING STATISTICS

YEAR	GP/GS	FGM	FGA	LG	PAT	KO	YDS	TB
2021	11/0	0	0	0	0-0	0	0	0
2022	0/0	0	0	0	0-0	0	0	0
2023	11/0	7	9	36	15-19	28	1,658	7
2024	11/0	7	10	41	35-39	71	4,403	47
2025	3/0	1	4	43	11-11	14	902	11
<b>UD</b>	<b>25/0</b>	<b>15</b>	<b>23</b>	<b>43</b>	<b>61-69</b>	<b>113</b>	<b>6,963</b>	<b>65</b>
<b>Total</b>	<b>36/0</b>	<b>15</b>	<b>23</b>	<b>43</b>	<b>61-69</b>	<b>113</b>	<b>6,963</b>	<b>65</b>

## REED'S CAREER PUNTING STATISTICS

YEAR	GP/GS	NO	YDS	AVG	LG	I20	50+
2021	11/0	58	2,257	38.9	62	17	7
2022	0/0	0	0	0.0	0	0	0
2023	11/0	0	0	0.0	0	0	0
2024	11/0	0	0	0.0	0	0	0
2025	3/0	0	0	0.0	0	0	0
<b>UD</b>	<b>25/0</b>	<b>0</b>	<b>0</b>	<b>0.0</b>	<b>0</b>	<b>0</b>	<b>0</b>
<b>Total</b>	<b>36/0</b>	<b>58</b>	<b>2,257</b>	<b>38.9</b>	<b>62</b>	<b>17</b>	<b>7</b>

## REED'S CAREER HIGHS

Field Goals Made: 3 at Towson, 10/28/23  
 Field Goal Attempts: 3 at Towson, 10/28/23  
 Longest Field Goal: 43 vs. UConn, 9/13/25  
 PATs Made: 6 (2x) Last: vs. Sacred Heart, 9/28/24  
 PAT Attempts: 7 vs. Bryant, 8/29/24  
 Kickoffs: 8 (5x) Last: vs. Maine, 10/12/24  
 Touchbacks (KO): 7 vs. Bryant, 8/29/24  
 Punts: 10 at Shepherd, 11/6/21  
 Punt Average: 52.7 vs. Shippensburg, 10/30/21  
 Longest Punt: 62 vs. Shippensburg, 10/30/21  
 Punts Inside 20: 3 (2x) Last: at Slippery Rock, 9/11/21  
 50+ Yard Punts: 1 (7x) Last: vs. Gannon, 11/13/21

## 92 • SKYLER SHOLDER

K • So. • 5-10 • 185

Voorhees, N.J. / St. Joseph's Prep

## SHOLDER'S CAREER KICKING STATISTICS

YEAR	GP/GS	FGM	FGA	LG	PAT	KO	YDS	TB
2024	2/0	0	0	0	1-2	0	0	0
2025	0/0	0	0	0	0-0	0	0	0
<b>Total</b>	<b>2/0</b>	<b>0</b>	<b>0</b>	<b>0</b>	<b>1-2</b>	<b>0</b>	<b>0</b>	<b>0</b>

## SHOLDER'S CAREER HIGHS

Field Goals Made: N/A  
 Field Goal Attempts: N/A  
 Longest Field Goal: N/A  
 PATs Made: 1 vs. Sacred Heart, 9/28/24  
 PAT Attempts: 1 (2x) Last: vs. Sacred Heart, 9/28/24  
 Kickoffs: N/A  
 Touchbacks (KO): N/A

## 99 • BRENDEN LACH

P • Gr. • 6-1 • 203

South Lyon, Mich. / South Lyon (Michigan Tech)

## LACH'S CAREER PUNTING STATISTICS

YEAR	GP/GS	NO	YDS	AVG	LG	I20	50+
2022	8/0	36	1,464	40.7	68	7	4
2023	10/0	49	2,184	44.6	72	16	12
2024	11/0	65	2,960	45.5	67	20	23
2025	3/0	9	350	38.9	47	4	0
<b>UD</b>	<b>3/0</b>	<b>9</b>	<b>350</b>	<b>38.9</b>	<b>47</b>	<b>47</b>	<b>39</b>
<b>Total</b>	<b>32/0</b>	<b>155</b>	<b>6,818</b>	<b>44.0</b>	<b>72</b>	<b>47</b>	<b>39</b>

## LACH'S CAREER KICKING STATISTICS

YEAR	GP/GS	FGM	FGA	LG	PAT	KO	YDS	TB
2022	8/0	0	0	0	0-0	0	0	0
2023	10/0	0	0	0	0-0	0	0	0
2024	11/0	0	1	0	3-3	10	547	0
2025	3/0	0	0	0	0-0	0	0	0
<b>UD</b>	<b>3/0</b>	<b>0</b>	<b>0</b>	<b>0</b>	<b>0-0</b>	<b>0</b>	<b>0</b>	<b>0</b>
<b>Total</b>	<b>32/0</b>	<b>0</b>	<b>1</b>	<b>0</b>	<b>3-3</b>	<b>10</b>	<b>547</b>	<b>0</b>

## LACH'S CAREER HIGHS

Punts: 9 (3x) Last: at Ferris State, 10/19/24  
 Punt Average: 53.5 vs. Hillsdale, 9/9/23  
 Longest Punt: 72 vs. Hillsdale, 9/9/23  
 Punts Inside 20: 5 (2x) Last: at Ferris State, 10/19/24  
 50+ Yard Punts: 5 at Ferris State, 10/19/24  
 Field Goals Made: N/A  
 Field Goal Attempts: 1 vs. Hillsdale, 9/14/24  
 Longest Field Goal: N/A  
 PATs Made: 3 vs. Hillsdale, 9/14/24  
 PAT Attempts: 3 vs. Hillsdale, 9/14/24  
 Kickoffs: 6 at UW-Oshkosh, 9/21/24  
 Touchbacks (KO): N/A



## 2025 STATISTICS

SCORE BY QTRS.	1st	2nd	3rd	4th	OT	Total
Delaware	14	35	14	17	6	86
Opponents	17	27	21	21	3	89



	DEL	OPP
<b>SCORING</b>	<b>86</b>	<b>89</b>
Points Per Game	28.7	29.7
<b>FIRST DOWNS</b>	<b>74</b>	<b>71</b>
Rushing	31	23
Passing	36	41
Penalty	7	7
<b>RUSHING YARDAGE</b>	<b>468</b>	<b>505</b>
Yards Gained	525	582
Yards Lost	57	77
Attempts	101	112
Avg Per Attempt	4.6	4.5
Avg Per Game	156.0	168.3
TDs Rushing	6	6
<b>PASSING YARDAGE</b>	<b>868</b>	<b>763</b>
Att-Comp-Int	72-114-1	63-96-2
Avg Per Attempt	7.6	7.9
Avg Per Catch	12.1	12.1
Avg Per Game	289.3	254.3
TDs Passing	5	5
<b>TOTAL OFFENSE</b>	<b>1336</b>	<b>1268</b>
Total Plays	215	208
Avg Per Play	6.2	6.1
Avg Per Game	445.3	422.7
<b>KICK RETURNS: #-YARDS</b>	<b>5-151</b>	<b>3-68</b>
<b>PUNT RETURNS: #-YARDS</b>	<b>2-13</b>	<b>2-9</b>
<b>INT RETURNS: #-YARDS</b>	<b>2-45</b>	<b>1-2</b>
<b>KICK RETURN AVERAGE</b>	<b>30.2</b>	<b>22.7</b>
<b>PUNT RETURN AVERAGE</b>	<b>6.5</b>	<b>4.5</b>
<b>INT RETURN AVERAGE</b>	<b>22.5</b>	<b>2.0</b>
<b>FUMBLES-LOST</b>	<b>4-2</b>	<b>3-0</b>
<b>PENALTIES-YARDS</b>	<b>15-146</b>	<b>24-216</b>
Avg Per Game	48.7	72.0
<b>PUNTS-YARDS</b>	<b>10-350</b>	<b>12-565</b>
Avg Per Punt	35.0	47.1
Net Punt Avg	34.1	44.3
<b>KICKOFFS-YARDS</b>	<b>14-902</b>	<b>17-1074</b>
Avg Per Kick	64.4	63.2
Net Kick Avg	39.9	44.3
<b>TIME OF POSSESSION/GAME</b>	<b>29:12</b>	<b>30:48</b>
<b>3RD-DOWN CONVERSIONS</b>	<b>16-38</b>	<b>18-43</b>
3rd-Down Pct	42.1%	41.9%
<b>4TH-DOWN CONVERSIONS</b>	<b>6-8</b>	<b>4-5</b>
4th-Down Pct	75%	80%
<b>SACKS BY-YARDS</b>	<b>8-58</b>	<b>9-58</b>
<b>MISC YARDS</b>	<b>0</b>	<b>0</b>
<b>TOUCHDOWNS SCORED</b>	<b>12</b>	<b>11</b>
<b>FIELD GOALS-ATTEMPTS</b>	<b>1-4</b>	<b>4-4</b>
<b>ON-SIDE KICKS</b>	<b>0-0</b>	<b>0-0</b>
<b>RED-ZONE SCORES</b>	<b>8-11</b>	<b>9-9</b>
<b>RED-ZONE TOUCHDOWNS</b>	<b>8-11</b>	<b>5-9</b>
<b>PAT-ATTEMPTS</b>	<b>11-11</b>	<b>11-11</b>
<b>ATTENDANCE</b>	<b>35,747</b>	<b>50,341</b>
Dates-Avg Per Date	2-17,879	1-50,341



2025

# STATISTICS

DATE	OPPONENT	RESULT	SCORE	OVERALL	CONF	TIME	ATTEND
08/28/2025	Delaware St.	W	35-17	1-0	0-0	3:06	17,895
09/06/2025	at Colorado	L	31-7	1-1	0-0	3:15	50,341
09/13/2025	UConn	W (OT)	44-41	2-1	0-0	3:27	17,862

PASSING	G	EFFIC	CMP-ATT-INT	PCT	YDS	TD	LONG	AVG/G
Nick Minicucci	3	145.9	69-106-1	65.1	847	5	68	282.3
Zach Marker	1	59.55	3-8-0	37.50	21	0	8	21.00
<b>TOTAL</b>	<b>3</b>	<b>139.8</b>	<b>72-114-1</b>	<b>63.2</b>	<b>868</b>	<b>5</b>	<b>68</b>	<b>289.3</b>
<b>OPPONENTS</b>	<b>3</b>	<b>145.4</b>	<b>63-96-2</b>	<b>65.6</b>	<b>763</b>	<b>5</b>	<b>71</b>	<b>254.3</b>

RUSHING	G	ATT	GAIN	LOSS	NET	AVG	TD	LONG	AVG/G
Jo Silver	3	32	265	5	260	8.1	2	70	86.7
Viron Ellison Jr.	3	22	95	1	94	4.3	0	13	31.3
Nick Minicucci	3	34	106	37	69	2.0	4	13	23.0
Saeed St. Fleur	3	3	27	0	27	9.0	0	13	9.0
Zach Marker	1	2	12	0	12	6.0	0	10	12.0
Nick Tyree	2	3	11	2	9	3.0	0	8	4.5
Kyre Duplessis	3	1	7	0	7	7.0	0	7	2.3
Greg Spiller	3	2	2	3	-1	-0.5	0	2	-0.3
Ja'Carree Kelly	3	1	0	8	-8	-8.0	0	0	-2.7
Team	3	1	0	1	-1	-1.0	0	0	-0.3
<b>TOTAL</b>	<b>3</b>	<b>101</b>	<b>525</b>	<b>57</b>	<b>468</b>	<b>4.6</b>	<b>6</b>	<b>70</b>	<b>156.0</b>
<b>OPPONENTS</b>	<b>3</b>	<b>112</b>	<b>582</b>	<b>77</b>	<b>505</b>	<b>4.5</b>	<b>6</b>	<b>51</b>	<b>168.3</b>

RECEIVING	G	NO	YDS	AVG	TD	LONG	AVG/G
Kyre Duplessis	3	17	263	15.5	2	68	87.7
Jake Thaw	2	11	177	16.1	1	50	88.5
Sean Wilson	3	10	118	11.8	0	32	39.3
Jo Silver	3	9	30	3.3	1	12	10.0
Ja'Carree Kelly	3	9	124	13.8	1	67	41.3
Elijah Sessoms	3	4	31	7.8	0	12	10.3
Connor Witthoft	3	3	22	7.3	0	16	7.3
Viron Ellison Jr.	3	3	40	13.3	0	28	13.3
Nick Laboy	3	2	14	7.0	0	8	4.7
Max Patterson	3	2	26	13.0	0	18	8.7
Nick Tyree	2	1	16	16.0	0	16	8.0
Brandon Rehmann	2	1	7	7.0	0	7	3.5
<b>TOTAL</b>	<b>3</b>	<b>72</b>	<b>868</b>	<b>12.1</b>	<b>5</b>	<b>68</b>	<b>289.3</b>
<b>OPPONENTS</b>	<b>3</b>	<b>63</b>	<b>763</b>	<b>12.1</b>	<b>5</b>	<b>71</b>	<b>254.3</b>

2025

## STATISTICS

SCORING	TDS	FGS	----- PATS -----						PTS
			KICK	RUSH	REC	PASS	DXP	SAF	
Nick Minicucci	4	-	-	-	-	-	-	-	24
Jo Silver	3	-	-	-	-	-	-	-	18
Nate Reed	-	1-4	11-11	-	-	-	-	-	14
Kyre Duplessis	2	-	-	-	-	-	-	-	12
Jake Thaw	1	-	-	-	-	-	-	-	6
Ja'Carree Kelly	1	-	-	-	-	-	-	-	6
Kahlil Ali	1	-	-	-	-	-	-	-	6
<b>TOTAL</b>	<b>12</b>	<b>1-4</b>	<b>11-11</b>	<b>0</b>	<b>0</b>	<b>0</b>	<b>0</b>	<b>0</b>	<b>86</b>
<b>OPPONENTS</b>	<b>11</b>	<b>4-4</b>	<b>11-11</b>	<b>0</b>	<b>0</b>	<b>0</b>	<b>0</b>	<b>0</b>	<b>89</b>

TOTAL OFFENSE	G	PLAYS	RUSH	PASS	TOTAL	AVG/G
Nick Minicucci	3	140	69	847	916	305.3
Jo Silver	3	32	260	0	260	86.7
Viron Ellison Jr.	3	22	94	0	94	31.3
Zach Marker	1	10	12	21	33	33.0
Saeed St. Fleur	3	3	27	0	27	9.0
Nick Tyree	2	3	9	0	9	4.5
Kyre Duplessis	3	1	7	0	7	2.3
Greg Spiller	3	2	-1	0	-1	-0.3
Ja'Carree Kelly	3	1	-8	0	-8	-2.7
Team	3	0	-1	0	-1	-0.3
<b>TOTAL</b>	<b>3</b>	<b>215</b>	<b>468</b>	<b>868</b>	<b>1336</b>	<b>445.3</b>
<b>OPPONENTS</b>	<b>3</b>	<b>208</b>	<b>505</b>	<b>763</b>	<b>1268</b>	<b>422.7</b>

FIELD GOALS	FGM-FGA	PCT	1-19	20-29	30-39	40-49	50+	LG	BLK
Nate Reed	1-4	25.0	0-0	0-1	0-0	1-3	0-0	43	0
<b>OPPONENTS</b>	<b>4-4</b>	<b>100.0</b>	<b>0-0</b>	<b>3-3</b>	<b>0-0</b>	<b>1-1</b>	<b>0-0</b>	<b>40</b>	<b>0</b>

PUNTING	NO	YDS	AVG	LONG	TB	FC	I20	50+	BLKD
Brenden Lach	9	350	38.9	47	0	3	4	0	0
Team	1	0	0	0	0	0	0	0	1
<b>TOTAL</b>	<b>10</b>	<b>350</b>	<b>35.0</b>	<b>47</b>	<b>0</b>	<b>3</b>	<b>4</b>	<b>0</b>	<b>1</b>
<b>OPPONENTS</b>	<b>12</b>	<b>565</b>	<b>47.1</b>	<b>67</b>	<b>1</b>	<b>3</b>	<b>5</b>	<b>4</b>	<b>0</b>

KICKOFFS	NO	YDS	AVG	TB	OB	RET	NET	YDLN
Nate Reed	14	902	64.4	11	0	0	0	-
<b>TOTAL</b>	<b>14</b>	<b>902</b>	<b>64.4</b>	<b>11</b>	<b>0</b>	<b>3</b>	<b>39.9</b>	<b>25</b>
<b>OPPONENTS</b>	<b>17</b>	<b>1074</b>	<b>63.2</b>	<b>10</b>	<b>0</b>	<b>5</b>	<b>37.6</b>	<b>27</b>

PUNT RET	NO	YDS	AVG	TD	LONG
Jake Thaw	2	13	6.5	0	13
<b>TOTAL</b>	<b>2</b>	<b>13</b>	<b>6.5</b>	<b>0</b>	<b>13</b>
<b>OPPONENTS</b>	<b>2</b>	<b>9</b>	<b>4.5</b>	<b>0</b>	<b>14</b>

INTS	NO	YDS	AVG	TD	LONG
KT Seay	1	0	0.0	0	0
Kahlil Ali	1	45	45.0	1	45
<b>TOTAL</b>	<b>2</b>	<b>45</b>	<b>22.5</b>	<b>1</b>	<b>45</b>
<b>OPPONENTS</b>	<b>0</b>	<b>0</b>	<b>0</b>	<b>0</b>	<b>0</b>

KICK RET	NO	YDS	AVG	TD	LONG
Mysonne Pollard	3	106	35.3	0	51
Kyre Duplessis	1	17	17.0	0	17
Ja'Carree Kelly	1	28	28.0	0	28
<b>TOTAL</b>	<b>5</b>	<b>151</b>	<b>30.2</b>	<b>0</b>	<b>51</b>
<b>OPPONENTS</b>	<b>1</b>	<b>19</b>	<b>19.0</b>	<b>0</b>	<b>19</b>

FUMBLE RET	NO	YDS	AVG	TD	LONG
<b>TOTAL</b>	<b>0</b>	<b>0</b>	<b>0</b>	<b>0</b>	<b>0</b>
<b>OPPONENTS</b>	<b>2</b>	<b>19</b>	<b>9.5</b>	<b>0</b>	<b>19</b>

FG SEQUENCE	DEL	OPP
Delaware St.	47	(40)
Colorado	28	(28), (1)
UConn	47, (43)	(28), (24)

Numbers in (parentheses) indicate field goal was made.

## ALL-PURPOSE YARDS

NAME	G	RUSH	REC	PR	KOR	IR	TOTAL	AVG/G
Jo Silver	3	260	30	0	0	0	290	96.7
Kyre Duplessis	3	7	263	0	17	0	287	95.7
Jake Thaw	2	0	177	13	0	0	190	95.0
Ja'Carree Kelly	3	-8	124	0	28	0	144	48.0
Viron Ellison Jr.	3	94	40	0	0	0	134	44.7
Sean Wilson	3	0	118	0	0	0	118	39.3
Mysonne Pollard	3	0	0	0	106	0	106	35.3
Nick Minicucci	3	69	0	0	0	0	69	23.0
Kahlil Ali	3	0	0	0	0	45	45	15.0
Elijah Sessoms	3	0	31	0	0	0	31	10.3
Saeed St. Fleur	3	27	0	0	0	0	27	9.0
Max Patterson	3	0	26	0	0	0	26	8.7
Nick Tyree	2	9	16	0	0	0	25	12.5
Connor Witthoft	3	0	22	0	0	0	22	7.3
Nick Laboy	3	0	14	0	0	0	14	4.7
Zach Marker	1	12	0	0	0	0	12	12.0
Brandon Rehmann	2	0	7	0	0	0	7	3.5
Greg Spiller	3	-1	0	0	0	0	-1	-0.3
Team	3	-1	0	0	0	0	-1	-0.3
<b>TOTAL</b>	<b>3</b>	<b>468</b>	<b>868</b>	<b>13</b>	<b>151</b>	<b>45</b>	<b>1545</b>	<b>515.0</b>
<b>OPPONENTS</b>	<b>3</b>	<b>505</b>	<b>763</b>	<b>9</b>	<b>68</b>	<b>2</b>	<b>1347</b>	<b>449.0</b>

## TEAM GAME HIGHS

<b>RUSHES</b>	45	UConn (9/13)
<b>YARDS RUSHING</b>	247	UConn (9/13)
<b>YARDS PER RUSH</b>	5.5	UConn (9/13)
<b>TD RUSHES</b>	5	UConn (9/13)
<b>PASS ATTEMPTS</b>	44	Delaware St. (8/28)
<b>PASS COMPLETIONS</b>	31	Delaware St. (8/28)
<b>YARDS PASSING</b>	312	at Colorado (9/6)
<b>YARDS PER PASS</b>	8.7	at Colorado (9/6)
<b>TD PASSES</b>	3	Delaware St. (8/28)
<b>TOTAL PLAYS</b>	79	UConn (9/13)
<b>TOTAL OFFENSE</b>	512	UConn (9/13)
<b>YARDS PER PLAY</b>	6.5	UConn (9/13)
<b>POINTS</b>	44	UConn (9/13)
<b>SACKS BY</b>	5	at Colorado (9/6)
<b>FIRST DOWNS</b>	29	UConn (9/13)
<b>PENALTIES</b>	6	Delaware St. (8/28)
<b>PENALTY YARDS</b>	60	UConn (9/13)
<b>TURNOVERS</b>	2	at Colorado (9/6)
<b>PUNTS</b>	4	UConn (9/13)
	4	at Colorado (9/6)
<b>PUNTING AVG</b>	43.5	Delaware St. (8/28)
<b>LONG PUNT</b>	47	Delaware St. (8/28)
<b>PUNTS INSIDE 20</b>	2	UConn (9/13)
<b>LONG PUNT RETURN</b>	13	at Colorado (9/6)

## INDIVIDUAL GAME HIGHS

<b>RUSHES</b>	18	Nick Minicucci vs UConn (9/13)	<b>LONG RECEPTION</b>	68	Kyre Duplessis vs UConn (9/13)
<b>YARDS RUSHING</b>	179	Jo Silver vs UConn (9/13)	<b>PUNTS</b>	4	Brenden Lach vs UConn (9/13)
<b>TD RUSHES</b>	3	Nick Minicucci vs UConn (9/13)	<b>PUNTING AVG</b>	43.5	Brenden Lach vs Delaware St. (8/28)
<b>LONG RUSH</b>	70	Jo Silver vs UConn (9/13)	<b>LONG PUNT</b>	47	Brenden Lach vs Delaware St. (8/28)
<b>PASS ATTEMPTS</b>	36	Nick Minicucci vs Delaware St. (8/28)	<b>PUNTS INSIDE 20</b>	2	Brenden Lach vs UConn (9/13)
	36	Nick Minicucci at Colorado (9/6)	<b>LONG PUNT RETURN</b>	13	Jake Thaw at Colorado (9/6)
<b>PASS COMPLETIONS</b>	28	Nick Minicucci vs Delaware St. (8/28)	<b>LONG KICKOFF RETURN</b>	51	Mysonne Pollard vs Delaware St. (8/28)
<b>YARDS PASSING</b>	312	Nick Minicucci at Colorado (9/6)	<b>TACKLES</b>	13	KT Seay vs UConn (9/13)
<b>TD PASSES</b>	3	Nick Minicucci vs Delaware St. (8/28)	<b>SACKS</b>	1	Nate Evans at Colorado (9/6)
<b>LONG PASS</b>	68	Nick Minicucci vs UConn (9/13)		1	Trace Scott III at Colorado (9/6)
<b>RECEPTIONS</b>	9	Kyre Duplessis vs UConn (9/13)		1	Kaeden Singleton at Colorado (9/6)
<b>YARDS RECEIVING</b>	161	Kyre Duplessis vs UConn (9/13)		1	Dillon Trainer vs Delaware St. (8/28)
<b>TD RECEPTIONS</b>	1	Kyre Duplessis vs UConn (9/13)	<b>TACKLES FOR LOSS</b>	2	Dillon Trainer vs Delaware St. (8/28)
	1	Jo Silver at Colorado (9/6)		2	Gavin Moul vs Delaware St. (8/28)
	1	Jake Thaw vs Delaware St. (8/28)			
	1	Kyre Duplessis vs Delaware St. (8/28)			
	1	Ja'Carree Kelly vs Delaware St. (8/28)			

2025

# RUSHING GAME-BY-GAME

RUSHING	NO-YDS/TD	DSU	COL	UCONN	FIU	WKU	JAX	MTSU	LA TECH	SHSU	WAKE	UTEP
Nick Minicucci	34-69/4	9-44/1	7-5/0	18-20/3								
Jo Silver	32-260/2	6-34/0	11-47/0	15-179/2								
Viron Ellison Jr.	22-94/0	5-21/0	6-17/0	11-56/0								
Saeed St. Fleur	3-27/0	2-17/0	1-10/0	-								
Nick Tyree	3-9/0	DNP	3-9/0	-								
Zach Marker	2-12/0	2-12/0	DNP	DNP								
Greg Spiller	2--1/0	1-2/0	1--3/0	-								
Kyre Duplessis	1-7/0	1-7/0	-	-								
Ja'Carree Kelly	1--8/0	-	-	1--8/0								

2025

# RECEIVING GAME-BY-GAME

RECEIVING	NO-YDS/TD	DSU	COL	UCONN	FIU	WKU	JAX	MTSU	LA TECH	SHSU	WAKE	UTEP
Kyre Duplessis	17-263/2	7-89/1	1-13/0	9-161/1								
Jake Thaw	11-177/1	7-92/1	4-85/0	DNP								
Sean Wilson	10-118/0	3-11/0	2-47/0	5-60/0								
Ja'Carree Kelly	9-124/1	2-22/1	2-83/0	5-19/0								
Jo Silver	9-30/1	4-21/0	4-12/1	1--3/0								
Elijah Sessoms	4-31/0	3-19/0	-	1-12/0								
Viron Ellison Jr.	3-40/0	1-0/0	1-28/0	1-12/0								
Connor Witthoft	3-22/0	1-16/0	1-2/0	1-4/0								
Max Patterson	2-26/0	-	2-26/0	-								
Nick Laboy	2-14/0	2-14/0	-	-								
Nick Tyree	1-16/0	DNP	1-16/0	-								
Brandon Rehmann	1-7/0	1-7/0	-	DNP								



2025

# PASSING GAME-BY-GAME

#3 ZACH MARKER	COMP	ATT	INT	PCT	YARDS	TD	LONG	SACKED	EFF.
Delaware St.	3	8	0	37.5	21	0	8	0-0	59.6
<b>TOTALS</b>	<b>3</b>	<b>8</b>	<b>0</b>	<b>37.5</b>	<b>21</b>	<b>0</b>	<b>8</b>	<b>0-0</b>	<b>59.6</b>

#4 NICK MINICUCCI	COMP	ATT	INT	PCT	YARDS	TD	LONG	SACKED	EFF.
Delaware St.	28	36	0	77.8	270	3	50	2-3	168.3
Colorado	18	36	1	50.0	312	1	67	2-5	126.4
UConn	23	34	0	67.6	265	1	68	5-29	142.8
<b>TOTALS</b>	<b>69</b>	<b>106</b>	<b>1</b>	<b>65.1</b>	<b>847</b>	<b>5</b>	<b>68</b>	<b>9-37</b>	<b>145.9</b>

2025

## DEFENSIVE STATISTICS

	----TACKLES----					--SACKS--	---PASS DEFENSE---			--FUMBLES--		--BLKD--	
DEFENSIVE LEADERS	GP	SOLO	AST	TOTAL	TFL/YDS	NO-YARDS	INT-YDS	PBU	QBH	RCV-YDS	FF	KICK	SAF
7 KT Seay	3	16	8	24	0.5-1	--	1-0	--	--	--	--	--	--
19 Dillon Trainer	3	6	17	23	2.5-16	1.5-13	--	--	1	--	--	--	--
35 Gavin Moul	3	10	11	21	3-3	--	--	1	--	--	--	--	--
2 Mysonne Pollard	3	8	8	16	1-1	--	--	--	--	--	1	--	--
21 Anthony Crenshaw Jr.	3	3	11	14	1-3	--	--	1	--	--	--	--	--
17 Jason Scott	3	6	4	10	--	--	--	1	--	--	--	--	--
93 Jack Hall	3	3	7	10	1-3	0.5-2	--	--	2	--	--	--	--
14 Kahlil Ali	3	6	3	9	1-2	--	1-45	--	--	--	--	--	--
8 Ethan Saunders	3	3	4	7	1-3	0.5-2	--	--	1	--	--	--	--
1 Nate Evans	3	4	3	7	1-1	1-1	--	1	--	--	--	--	--
52 Dominick Brogna	3	2	5	7	0.5-2	--	--	--	2	--	--	--	--
33 Trace Scott III	3	2	5	7	1.5-13	1-13	--	--	--	--	--	--	--
10 Blake Matthews	2	2	4	6	0.5-1	--	--	--	--	--	--	--	--
13 Noah Matthews	3	4	2	6	1-1	--	--	--	1	--	--	--	--
3 Hasson Manning Jr.	3	5	1	6	1-3	--	--	--	--	--	--	--	--
6 Kshawn Cox Jr.	3	4	2	6	--	--	--	1	--	--	--	--	--
9 Keyshawn Hunter	3	2	3	5	0.5-2	0.5-2	--	--	--	--	--	--	--
98 Nick Karika	3	4	1	5	1-1	--	--	--	--	--	1	--	--
11 James Yelbert Jr.	3	2	3	5	0.5-6	0.5-6	--	--	2	--	--	--	--
32 Marje Mulumba	3	1	3	4	--	--	--	--	--	--	--	--	--
0 Q'yaer Price	2	--	4	4	1-9	1-9	--	--	--	--	--	--	--
29 Nyair Domnie	3	4	--	4	--	--	--	1	--	--	--	--	--
18 Jamarion Kolagbodi	3	3	--	3	--	--	--	2	--	--	--	--	--
58 Colin Gallagher	3	1	1	2	--	--	--	--	--	--	--	--	--
31 Brandon Gorham	2	1	1	2	0.5-2	0.5-2	--	--	--	--	--	--	--
19 Kyre Duplessis	3	1	--	1	--	--	--	--	--	--	--	--	--
44 Kaeden Singleton	3	1	--	1	1-8	1-8	--	--	--	--	--	--	--
16 Noah Jefferson	3	--	1	1	--	--	--	--	--	--	--	--	--
TOTALS	3	104	112	216	21-81	8-58	2-45	8	9	0-0	2	0	0
OPPONENTS	3	108	110	218	16-59	9-37	1-2	14	15	2-19	2	1	0

2025

## TACKLES GAME-BY-GAME

TACKLES	UA-A	TOT	DSU	COL	UConn	FIU	WKU	JAX	MTSU	LA TECH	SHSU	WAKE	UTEP
KT Seay	16-8	24	3-1	5-2	8-5								
Dillon Trainer	6-17	23	3-3	2-7	1-7								
Gavin Moul	10-11	21	5-5	3-2	2-4								
Mysonne Pollard	8-8	16	3-1	3-3	2-4								
Anthony Crenshaw Jr.	3-11	14	1-6	2-4	0-1								
Jason Scott	6-4	10	1-3	3-0	2-1								
Jack Hall	3-7	10	2-5	1-0	0-2								
Kahlil Ali	6-3	9	0-1	3-2	3-0								
Nate Evans	4-3	7	0-2	1-0	3-1								
Ethan Saunders	3-4	7	2-1	1-1	0-2								
Trace Scott III	2-5	7	0-2	2-1	0-2								
Dominick Brogna	2-5	7	0-3	1-1	1-1								
Hasson Manning Jr.	5-1	6	0-1	3-0	2-0								
Kshawnn Cox Jr.	4-2	6	1-0	-	3-2								
Noah Matthews	4-2	6	1-0	2-0	1-2								
Blake Matthews	2-4	6	1-2	DNP	1-2								
Nick Karika	4-1	5	2-0	1-0	1-1								
Keyshawn Hunter	2-3	5	1-1	0-2	1-0								
James Yelbert Jr.	2-3	5	1-1	0-1	1-1								
Nyair Domnie	4-0	4	3-0	1-0	-								
Marje Mulumba	1-3	4	0-1	-	1-2								
Q'yaer Price	0-4	4	0-3	0-1	DNP								
Jamarion Kolagbodi	3-0	3	-	3-0	-								
Brandon Gorham	1-1	2	DNP	1-1	-								
Colin Gallagher	1-1	2	-	1-0	0-1								
Kyre Duplessis	1-0	1	1-0	-	-								
Kaeden Singleton	1-0	1	-	1-0	-								
Noah Jefferson	0-1	1	-	-	0-1								

2025

# TEAM GAME-BY-GAME

DATE	OPPONENT	RUSHING				RECEIVING				PASSING				KICK RETURNS				PUNT RETURNS				TOT OFF
		NO.	YDS	TD	LG	NO.	YDS	TD	LG	C-A-I	YDS	TD	LG	NO	YDS	TD	LG	NO	YDS	TD	LG	
AUG. 28	DELAWARE ST.	26	137	1	13	31	291	3	50	31-44-0	291	3	50	3	90	0	51	1	0	0	0	428
SEPT. 6	at COLORADO	30	84	0	13	18	312	1	67	18-36-1	312	1	67	0	0	0	0	1	13	0	13	396
SEPT. 13	UCONN	45	247	5	70	23	265	1	68	23-34-0	265	1	68	2	61	0	33	0	0	0	0	512
DELAWARE		101	468	6	70	72	868	5	68	72-114-1	868	5	68	5	151	0	51	2	13	0	13	1336
OPPONENTS		112	505	6	51	63	763	5	71	63-96-2	763	5	71	3	68	0	25	2	9	0	14	1268

GAMES: 3 // AVG/RUSH: 4.6 // AVG/CATCH: 12.1 // PASS EFF: 139.8 // KR AVG: 30.2 // PR AVG: 6.5

ALL PURPOSE AVG/GAME: 515.0 // TOTAL OFFENSE AVG/GM: 445.3

DATE	OPPONENT	TACKLES		SACKS		FUMBLE		PASS DEFENSE			BLK		PAT ATTEMPTS				
		S-A-T	TFL-YDS	NO-YDS	FF	FR-YDS	INT-YDS	QBH	BRK	KICK	ATT-MAD	RUN	RCV	SAF	T/O	PTS	
AUG. 28	DELAWARE ST.	31-42-73	7.0-34	2-24	2	0-0	2-45	5	2	0	5-5	0	0	0	7	35	
SEPT. 6	at COLORADO	40-28-68	11.0-41	5-30	0	0-0	0-0	1	3	0	1-1	0	0	0	0	7	
SEPT. 13	UCONN	33-42-75	3.0-6	1-4	0	0-0	0-0	3	3	0	5-5	0	0	0	0	44	
DELAWARE		104-112-216	21.0-81	8-58	2	0-0	2-45	9	8	0	11-11	0	0	0	7	86	
OPPONENTS		108-110-218	16.0-59	9-37	2	2-19	1-2	15	14	1	11-11	0	0	0	0	89	

		PUNTING										FIELD GOALS			KICKOFFS				
DATE	OPPONENT	NO	YDS	AVG	LONG	BLKD	TB	FC	50+	I20	ATT-MADE	LG	BLKD	NO	YDS	AVG	TB	OB	
AUG. 28	DELAWARE ST.	2	87	43.5	47	0	0	0	0	1	0-1	0	0	6	385	64.2	5	0	
SEPT. 6	at COLORADO	4	123	30.8	44	1	0	2	0	1	0-1	0	0	2	130	65.0	2	0	
SEPT. 13	UCONN	4	140	35.0	40	0	0	1	0	2	1-2	43	0	6	387	64.5	4	0	
DELAWARE		10	350	35.0	47	1	0	3	0	4	1-4	43	0	14	902	64.4	11	0	
OPPONENTS		12	565	47.1	67	0	1	3	4	5	4-4	40	0	17	1074	63.2	10	0	



2025

# OPPONENT GAME-BY-GAME

DATE	OPPONENT	RUSHING				RECEIVING				PASSING				KICK RETURNS				PUNT RETURNS				TOT OFF
		NO.	YDS	TD	LG	NO.	YDS	TD	LG	C-A-I	YDS	TD	LG	NO	YDS	TD	LG	NO	YDS	TD	LG	
AUG. 28	DELAWARE ST.	41	200	1	45	13	149	1	39	13-26-2	149	1	39	1	19	0	19	1	-5	0	0	349
SEPT. 6	at COLORADO	39	130	2	24	22	268	2	71	22-31-0	268	2	71	0	0	0	0	1	14	0	14	398
SEPT. 13	UConn	32	175	3	51	28	346	2	31	28-39-0	346	2	31	2	49	0	25	0	0	0	0	521
OPPONENTS		112	505	6	51	63	763	5	71	63-96-2	763	5	71	3	68	0	25	2	9	0	14	1268
DELAWARE		101	468	6	70	72	868	5	68	72-114-1	868	5	68	5	151	0	51	2	13	0	13	1336

GAMES: 3 // AVG/RUSH: 4.5 // AVG/CATCH: 12.1 // PASS EFF: 145.4 // KR AVG: 22.7 // PR AVG: 4.5

ALL PURPOSE AVG/GAME: 449.0 // TOTAL OFFENSE AVG/GM: 422.7

DATE	OPPONENT	TACKLES		SACKS	FUMBLE	PASS DEFENSE			BLK	PAT ATTEMPTS					T/O	PTS
		S-A-T	TFL-YDS	NO-YDS	FF	FR-YDS	INT-YDS	QBH	BRK	KICK	ATT-MAD	RUN	RCV	SAF		
AUG. 28	DELAWARE ST.	37-34-71	3.0-20	2-3	1	1-0	0-0	3	3	0	2-2	0	0	0	0	17
SEPT. 6	at COLORADO	36-20-56	7.0-16	2-5	1	1-0	1-2	9	7	1	4-4	0	0	0	0	31
SEPT. 13	UConn	36-54-90	7.0-40	5-29	0	0-0	0-0	3	4	0	5-5	0	0	0	0	41
OPPONENTS		108-110-218	16.0-59	9-37	2	2-19	1-2	15	14	1	11-11	0	0	0	0	89
DELAWARE		104-112-216	21.0-81	8-58	2	0-0	2-45	9	8	0	11-11	0	0	0	7	86

		PUNTING										FIELD GOALS			KICKOFFS				
DATE	OPPONENT	NO	YDS	AVG	LONG	BLKD	TB	FC	50+	I20	ATT-MADE	LG	BLKD	NO	YDS	AVG	TB	OB	
AUG. 28	DELAWARE ST.	4	184	46.0	54	0	0	1	2	2	1-1	40	0	4	251	62.8	1	0	
SEPT. 6	at COLORADO	5	251	50.2	67	0	1	0	2	2	1-1	28	0	6	390	65.0	6	0	
SEPT. 13	UCONN	3	130	43.3	45	0	0	2	0	1	2-2	28	0	7	433	61.9	3	0	
OPPONENTS		12	565	47.1	67	0	1	3	4	5	4-4	40	0	17	1074	63.2	10	0	
DELAWARE		10	350	35.0	47	1	0	3	0	4	1-4	43	0	14	902	64.4	11	0	

2025

# PARTICIPATION REPORT

# NAME	GP-GS	DSU	COL	CONN	FIU	WKU	JAX	MTSU	LA TECH	SHSU	WAKE	UTEP
0 Max Patterson	3/0	XXX	XXX	XXX								
0 Q'yaer Price	2/0	XXX	XXX	--								
1 Nate Evans	3/3	START	START	START								
1 Brandon Rehmann	2/0	XXX	XXX	--								
2 Mysonne Pollard	3/3	START	START	START								
2 Riley Trujillo	0/0	--	--	--								
3 Zach Marker	1/1	START	--	--								
3 Hasson Manning Jr.	3/0	XXX	XXX	XXX								
4 A'Khoury Lyde	0/0	--	--	--								
4 Nick Minicucci	3/2	XXX	START	START								
5 Kion Wright	0/0	--	--	--								
5 Austin Troyer	0/0	--	--	--								
6 Kshawn Cox Jr.	3/3	START	START	START								
6 Nick Tyree	2/0	--	XXX	XXX								
7 Thomas Amankwaa	0/0	--	--	--								
7 KT Seay	3/3	START	START	START								
8 Ethan Saunders	3/2	XXX	START	START								
8 Nick Laboy	3/0	XXX	XXX	XXX								
9 Keyshawn Hunter	3/1	START	XXX	XXX								
9 Ja'Carree Kelly	3/1	XXX	XXX	START								
10 Blake Matthews	2/1	START	--	XXX								
11 James Yelbert Jr.	3/0	XXX	XXX	XXX								
11 EJ Archfield Jr.	0/0	--	--	--								
12 Keontae Jenkins	0/0	--	--	--								
13 Noah Matthews	3/3	START	START	START								
13 Ty Salazer	0/0	--	--	--								
14 Kahlil Ali	3/0	XXX	XXX	XXX								
15 Jake Thaw	2/2	START	START	--								
15 Gevaris Lassiter	0/0	--	--	--								
16 Braden Streeter	1/0	--	XXX	--								
16 Noah Jefferson	3/0	XXX	XXX	XXX								
17 Jason Scott	3/2	START	START	XXX								
17 Emmanuel Doku	0/0	--	--	--								
18 Sean Wilson	3/3	START	START	START								
18 Jamarion Kolagbodi	3/0	XXX	XXX	XXX								
19 Dillon Trainer	3/3	START	START	START								
19 Kyre Duplessis	3/3	START	START	START								
20 Meikhi Cuttino	3/0	XXX	XXX	XXX								
21 Anthony Crenshaw Jr.	3/0	XXX	XXX	XXX								
22 Jawarren Corbin	2/0	XXX	XXX	--								
23 Nate Spak	0/0	--	--	--								
23 Viron Ellison Jr.	3/0	XXX	XXX	XXX								
24 Jalen Ross	0/0	--	--	--								
25 Jared Porter	0/0	--	--	--								
25 Azir Lee	0/0	--	--	--								
26 Greg Spiller	3/0	XXX	XXX	XXX								
27 Jo Silver	3/3	START	START	START								
27 AJ Graham	2/0	XXX	--	XXX								
28 Saeed St. Fleur	3/0	XXX	XXX	XXX								
29 Nyair Domnie	3/0	XXX	XXX	XXX								
30 Alex Nash-Lally	0/0	--	--	--								
31 Brandon Gorham	2/0	--	XXX	XXX								
32 Marje Mulumba	3/1	XXX	XXX	START								
33 Trace Scott III	3/0	XXX	XXX	XXX								
34 Daniel McConomy	0/0	--	--	--								

2025

# PARTICIPATION REPORT

# NAME	GP-GS	DSU	COL	CONN	FIU	WKU	JAX	MTSU	LA TECH	SHSU	WAKE	UTEP
39 Josh Cupitt	0/0	--	--	--								
40 Scott Moore	3/0	XXX	XXX	XXX								
41 Connor Witthoft	3/0	XXX	XXX	XXX								
42 Alex Adebayo	0/0	--	--	--								
43 Luke Brown	0/0	--	--	--								
44 Kaeden Singleton	3/0	XXX	XXX	XXX								
45 Sean Quick	0/0	--	--	--								
46 Julius Puryear	0/0	--	--	--								
48 Chris Collot	0/0	--	--	--								
49 Yamdry Hernandez	0/0	--	--	--								
49 Maddox Sills	0/0	--	--	--								
51 Chandler Telfaire	0/0	--	--	--								
52 Dominick Brogna	3/1	XXX	XXX	START								
53 Carson Shockley	0/0	--	--	--								
54 Fintan Brose	3/3	START	START	START								
55 Dylan Stewart	0/0	--	--	--								
56 Mekhi Carmon	3/0	XXX	XXX	XXX								
57 Noah Vitko	3/0	XXX	XXX	XXX								
58 Colin Gallagher	3/0	XXX	XXX	XXX								
59 Patrick Methlie	0/0	--	--	--								
60 Carter Sareyka	0/0	--	--	--								
61 Steven Demboski	1/1	--	--	START								
62 Anthony Caccese	3/3	START	START	START								
63 Thomas Chernasky	0/0	--	--	--								
65 Wahkeem Roman	0/0	--	--	--								
66 Bodie Frederick	0/0	--	--	--								
70 Anwar O'neal	3/3	START	START	START								
71 Patrick Shupp	2/2	START	START	--								
72 Jaime Rosario	0/0	--	--	--								
74 Tyler Burnham	0/0	--	--	--								
75 Noah Rosahac	3/3	START	START	START								
77 Cole Snyder	3/0	XXX	XXX	XXX								
78 Bentley Allen II	0/0	--	--	--								
80 Matthew McKinley-Daniels	0/0	--	--	--								
81 Dan Parisi	0/0	--	--	--								
82 Declan O'Brien	3/0	XXX	XXX	XXX								
83 Calvin Thomas	0/0	--	--	--								
84 Ashton Navarrete	0/0	--	--	--								
85 Jackson Whitacre	3/0	XXX	XXX	XXX								
86 Jaxson Bowman	0/0	--	--	--								
87 Donovan Lewis	0/0	--	--	--								
88 Elijah Sessoms	3/3	START	START	START								
89 Nate Ray	0/0	--	--	--								
90 Logan Klein	0/0	--	--	--								
91 Nate Reed	3/0	XXX	XXX	XXX								
92 Skyler Sholder	0/0	--	--	--								
93 Jack Hall	3/2	START	START	XXX								
95 Micah Pryor	0/0	--	--	--								
98 Nick Karika	3/2	XXX	START	START								
99 Brenden Lach	3/0	XXX	XXX	XXX								

delaware

# STARTERS BY GAME

## OFFENSE

	QB	RB	TE	WR	WR	WR/TE/RB	LT	LG	C	RG	RT
Del. State	Marker	Silver	Sessoms	Thaw	Wilson	Duplessis	O'neal	Shupp	Brose	Caccese	Rosahac
at Colorado	Minicucci	Silver	Sessoms	Thaw	Wilson	Duplessis	O'neal	Shupp	Brose	Caccese	Rosahac
UConn	Minicucci	Silver	Sessoms	Kelly	Wilson	Duplessis	O'neal	Brose	Demboski	Caccese	Rosahac
at FIU											
WKU											
Jax State											
MTSU											
at Liberty											
LA Tech											
at SHSU											
at Wake											
UTEP											

## DEFENSE

	DE	DT	DT	DE/LB	LB	LB	LB/S	S	S	CB	CB
Del. State	N. Matthews	Hunter	Hall	B. Matthews	Moul	Trainer	Scott	Pollard	Seay	Evans	Cox Jr.
at Colorado	N. Matthews	Karika	Hall	Saunders	Moul	Trainer	Scott	Pollard	Seay	Evans	Cox Jr.
UConn	N. Matthews	Karika	Brogna	Saunders	Moul	Trainer	Mulumba	Pollard	Seay	Evans	Cox Jr.
at FIU											
WKU											
Jax State											
MTSU											
at Liberty											
LA Tech											
at SHSU											
at Wake											
UTEP											





delaware

# MISCELLANEOUS GAME INFO

OPP	COIN TOSS	KICKOFF/RECEIVE	FIRST POSS.	LENGTH	JERSEY	PANTS	HELMET	RESULT
Del. State	Loss	Receive	Punt	3:05	Blue	Gold	Blue	W, 35-17
at Colorado	Loss	Receive	Punt	3:15	White	White	Blue	L, 31-7
UConn	Won	Defer	Touchdown	3:26	Blue	Blue	Blue	W, 44-41 (OT)
at FIU								
WKU								
Jax State								
MTSU								
at Liberty								
LA Tech								
at SHSU								
at Wake								
UTEP								

delaware

# WEEKLY STATISTICAL LEADERS

OPP	RUSH (ATT-YD-TD)	PASS (C-A-YD-TD-I)	REC (R-YD-TD)	TACK (S-A-T)	SACKS	INT
Del. State	Minicucci (9-44-1)	Minicucci (28-36-270-3-0)	Thaw (7-92-1)	Moul (5-6-11)	Trainer (1.0-11)	Ali, Seay (1)
at Colorado	Silver (11-47-0)	Minicucci (18-36-312-1-1)	Thaw (4-85-0)	Trainer (2-7-9)	Evans, Scott III, Singleton (1.0)	none
UConn	Silver (15-179-2)	Minicucci (23-34-265-1)	Duplessis (9-161-1)	Seay (8-5-13)	Saunders, Hall (0.5-2)	none
at FIU						
WKU						
Jax State						
MTSU						
at Liberty						
LA Tech						
at SHSU						
at Wake						
UTEP						



# PLAYS OF 20+ YARDS

Yds.	Type	Player(s)	Opponent
29	Pass	Duplessis from Minicucci	DSU
45*	INT	Ali	DSU
50*	Pass	Thaw from Minicucci	DSU
51	KR	Pollard	DSU
28	Pass	Ellison Jr. from Minicucci	COL
45	Pass	Thaw from Minicucci	COL
31	Pass	Wilson from Minicucci	COL
67	Pass	Kelly from Minicucci	COL
32	Pass	Wilson from Minicucci	CONN
70*	Rush	Silver	CONN
68*	Pass	Duplessis from Minicucci	CONN
22	Pass	Duplessis from Minicucci	CONN
26	Pass	Duplessis from Minicucci	CONN

\*touchdown scored on play

## LONG PLAYS BY YARDS

Yds.	No.	TD
100+	0	0
90-99	0	0
80-89	0	0
70-79	1	1
60-69	2	1
50-59	2	1
40-49	2	1
30-39	2	0
20-29	4	0
<b>TOTAL:</b>	<b>13</b>	<b>4</b>

## PLAYS OF 20+ YDS. BY PLAYER

Player	No.	TD	R	P	KR	PR	IR	FR
Duplessis	4	1	-	4	-	-	-	-
Thaw	2	1	-	2	-	-	-	-
Wilson	2	-	-	2	-	-	-	-
Ali	1	1	-	-	-	-	1	-
Pollard	1	-	-	-	1	-	-	-
Silver	1	1	1	-	-	-	-	-
Ellison Jr.	1	-	-	1	-	-	-	-
Kelly	1	-	-	1	-	-	-	-
<b>TOTAL:</b>	<b>13</b>	<b>4</b>	<b>1</b>	<b>10</b>	<b>1</b>	<b>-</b>	<b>1</b>	<b>-</b>

3RD DOWN REC.	TAR.	REC.	1ST	TD
Thaw	5	4	4	1
Duplessis	4	2	2	1
Kelly	3	3	2	1
Witthoft	3	2	1	0
Rehmann	2	1	1	0
Laboy	2	1	0	0
Wilson	2	2	1	0
Sessoms	2	0	0	0
Ellison Jr.	1	1	1	0
Silver	1	0	0	0

4TH DOWN REC.	TAR.	REC.	1ST	TD
Thaw	2	1	1	0
Duplessis	1	1	1	0

# LAST TIME THE TEAM...

## DELAWARE

## OPPONENT

Won in Overtime	W, 44-41 OT vs UConn, 9/13/25	L, 34-27 (OT) vs. Towson, 11/3/12
Won by Scoring On the Final Play of Regulation	W, 24-23 vs. William & Mary (Frank Raggo 29-yd FG), 9/7/20	L, 27-24 at Northeastern (Mat Johnson 35-yd FG), 10/7/06
Recorded Shutout	W, 49-0 vs. Sacred Heart, 9/28/24	L, 27-0 at Virginia Tech, 9/9/17
Recorded Shutout at Home	W, 49-0 vs. Sacred Heart, 9/28/24	L, 24-0 vs. Holy Cross, 11/12/83
Recorded Shutout on Road	W, 17-0 at Hofstra, 10/25/08	L, 27-0 at Virginia Tech, 9/9/17
Held Opponent Without a Touchdown	W, 49-0 vs. Sacred Heart, 9/28/24	L, 42-6 at South Dakota State, 12/3/22
Scoreless First Half	L, 21-13 vs. Richmond, 11/12/22	W, 49-0 vs. Sacred Heart, 9/28/24
Won by 21 or More Points	49 pts (W, 49-0) vs. Sacred Heart, 9/28/24	30 pts (L, 49-19) at Montana, 12/2/23
Held a 21 or More Point Lead	23 pts (W, 44-21) vs. Maine, 10/12/24	24 pts (L, 31-7) at Colorado, 9/6/25
Held a 28 or More Point Lead	49 pts (W, 49-0) vs. Sacred Heart, 9/28/24	30 pts (L, 49-19) at Montana, 12/2/23
Scored 20 or More Points in a Quarter	21 pts in 2nd Qtr (L, 38-28) at Villanova, 11/23/24	21 pts in 2nd Qtr (L, 28-9) at Richmond, 10/19/24
Scored 20 or More Points in a Half	28 pts in 1st Half (W, 44-41 OT) vs. UConn, 9/13/25	24 pts in 1st Half (W, 44-41 OT) vs. UConn, 9/13/25
Touchdowns Scored by Offense and Defense	4 off, 1 def (W, 35-17) vs. Delaware St., 8/28/25	4 off, 1 def (L, 38-28) at Villanova, 11/23/24
Safety Scored	Punt Snap Out of the EZ (W, 19-10) vs. Sacred Heart, 4/24/21	Punt Snap Out of the EZ (L, 49-19) at Montana, 12/2/23
Two-Point Conversion	Nick Minicucci pass to Max Patterson (W, 41-22) vs. Campbell, 11/16/24	Gavin Nelson pass (W, 42-35) vs. Monmouth, 10/5/24
No Penalties in Game	L, 17-10 vs. Villanova, 11/20/10	L, 33-3 at South Dakota State, 5/8/21
Scored 40 or More Points in a Game	W, 44-41 OT vs. UConn, 9/13/25	W, 44-41 OT vs. UConn, 9/13/25
Scored 50 or More Points in a Game	W, 51-13 at Towson, 10/28/23	L, 63-7 at Penn State, 9/9/23
Touchdown Scored on Opening Drive	N. Minicucci 3 yd run (W, 44-41 OT) vs. UConn, 9/13/25	D. Avit 1 yd run (L, 38-28) at Villanova, 11/23/24

## OFFENSE

400 or More Net Yards of Offense	512 yds (W, 44-41 OT) vs. UConn, 9/13/25	521 yds (W, 44-41 OT) vs. UConn, 9/13/25
500 or More Net Yards of Offense	512 yds (W, 44-41 OT) vs. UConn, 9/13/25	521 yds (W, 44-41 OT) vs. UConn, 9/13/25
300 or More Net Yards Passing	312 yds (L, 31-7) at Colorado, 9/6/25	346 yds (W, 44-41 OT) vs. UConn, 9/13/25
400 or More Net Yards Passing	414 yds (W, 37-13) at Stony Brook, 8/31/23	404 yds (W, 29-25) vs. New Hampshire, 9/23/23
200 or More Net Yards Rushing	247 yds (W, 44-41 OT) vs. UConn, 9/13/25	200 yds (W, 35-17) vs. Delaware St., 8/28/25
300 or More Net Yards Rushing	309 yds (W, 42-35) vs. Monmouth, 10/5/24	315 yds (L, 63-7) at Penn State, 9/9/23
No Sacks Allowed	W, 42-35 vs. Monmouth, 10/5/24	L, 38-28 at Villanova, 11/23/24
No Turnovers	W, 28-14 vs. UAlbany, 10/26/24	L, 28-9 at Richmond, 10/19/24

## DEFENSE

Held Opponent Under 200 Net Yards of Total Offense	129 yds (W, 49-0) vs. Sacred Heart, 9/28/24	140 yds (L, 63-7) at Penn State, 9/9/23
Held Opponent Under 300 Net Yards of Total Offense	229 yds (W, 44-21) vs. Maine, 10/12/24	296 yds (L, 35-7) vs. Villanova, 11/18/23
Held Opponent Under 100 Net Yards Passing	78 yds (W, 49-0) vs. Sacred Heart, 9/28/24	57 yds (W, 21-6) vs. NC A&T, 10/14/23
Held Opponent Under 150 Net Yards Passing	149 yds (W, 35-17) vs. Delaware St., 8/28/25	129 yds (L, 35-7) vs. Villanova, 11/18/23
Held Opponent Under 50 Yards Rushing	36 yds (W, 29-25) vs. New Hampshire, 9/23/23	36 yds (L, 28-9) at Richmond, 10/19/24
Held Opponent Under 75 Yards Rushing	60 yds (W, 41-22) vs. Campbell, 11/26/24	36 yds (L, 28-9) at Richmond, 10/19/24
Held Opponent Under 100 Yards Rushing	60 yds (W, 41-22) vs. Campbell, 11/26/24	36 yds (L, 28-9) at Richmond, 10/19/24
Five or More Sacks By Team	5 (L, 31-7) at Colorado, 9/6/25	5 (W, 44-41 OT) vs. UConn, 9/13/25
Six or More Sacks By Team	6 (W, 49-17) vs. Monmouth, 11/5/22	7 (L, 33-3) at South Dakota State, 5/8/21

## SPECIAL TEAMS

No Punts	W, 42-35 vs. Monmouth, 10/5/24	L, 14-41 at North Carolina, 9/26/15
Recovered Onside Kick	W, 20-14 at Jax State, 5/2/21	L, 17-24 at William & Mary, 10/15/16

# LAST TIME A BLUE HEN...

## PASSING

Individual with 25 or More Pass Completions	Nick Minicucci (28) vs. Delaware St., 8/28/25
Individual with 30 or More Pass Completions	Nolan Henderson (37) at Villanova, 11/19/22
Individual with 40 or More Pass Completions	Pat Devlin (42) at Villanova, 11/21/09
Individual with 40 or More Pass Attempts	Zach Marker (43) at Richmond, 10/19/24
Individual with 50 or More Pass Attempts	Nolan Henderson (59) at Villanova, 11/19/22
Individual 300-Yard Passing Game	Nick Minicucci (312) at Colorado, 9/6/25
Individual 400-Yard Passing Game	Pat Devlin (407) vs. Villanova, 11/21/09
Individual 500-Yard Passing Game	Matt Nagy (556) at UConn, 11/7/98
Two or More Consecutive 300-Yard Passing Games	Ryan O'Connor - 2, (328) vs. NC A&T / (309) vs. Penn, 2024
Individual with Three or More Touchdown Passes	Nick Minicucci (4) vs. Campbell, 11/16/24
Individual with Four or More Touchdown Passes	Nick Minicucci (4) vs. Campbell, 11/16/24
Individual with Five or More Touchdown Passes	Nolan Henderson (5) vs. Monmouth, 11/5/22
Individual with a Pass of 50 or More Yards	QB Nick Minicucci to WR Kyre Duplessis (68) vs. UConn, 9/13/25
Individual with a Pass of 75 or More Yards	QB Zach Marker to RB Marcus Yarns (86,TD) at Monmouth, 10/5/24

## RUSHING

Individual 100-Yard Rushing Game	Jo Silver (179) vs. UConn, 9/13/25
Individual 150-Yard Rushing Game	Jo Silver (179) vs. UConn, 9/13/25
Individual 200-Yard Rushing Game	Dejoun Lee (221) at Rhode Island, 3/27/21
Individual 250-Yard Rushing Game	Omar Cuff (288) vs. Delaware State, 11/23/07
Two or More Consecutive Individual 100-Yard Rushing Games	Marcus Yarns - 4, (127) vs. UAlbany / (174) vs. Rhode Island (134) vs. Campbell / (100) at Villanova, 2024
Individual 100-Yard Rushing Game (QB)	Joe Walker (109) at William & Mary, 10/15/16
Individual 100-Yard Rushing Game (Freshman)	Will Knight (108) vs. Stony Brook, 11/16/19
Two 100-Yard Rushers in the Same Game	Kyron Cumby (144) / Marcus Yarns (126) vs. NC A&T, 10/14/23
Three 100-Yard Rushers in the Same Game	Kai Hebron (144) / Leo Hamlett (121) / Pat Williams (104) at James Madison, 10/21/95
Individual with Two or More Rushing Touchdowns	Nick Minicucci (3) vs. UConn, 9/13/25
Individual with Three or More Rushing Touchdowns	Nick Minicucci (3) vs. UConn, 9/13/25
Individual with Four or More Rushing Touchdowns	Marcus Yarns (4) at Towson, 10/28/23
Individual with Five or More Rushing Touchdowns	Omar Cuff (6) at William & Mary, 8/30/07
Individual with 25 or More Carries	Kani Kane (26) at Maine, 11/4/17
Individual with 30 or More Carries	Andrew Pierce (40) at Villanova, 11/19/11
Individual with 40 or More Carries	Andrew Pierce (40) at Villanova, 11/19/11
Individual with a Rush of 50 or More Yards (RB)	Jo Silver (179) vs. UConn, 9/13/25
Individual with a Rush of 50 or More Yards (QB)	Andy Hall (85, TD) at Hofstra, 9/27/03
Individual with a Rush of 50 or More Yards (WR)	Jamie Jarmon (74, TD) vs. Richmond, 10/21/17
Individual with a Rush of 75 or More Yards (RB)	Marcus Yarns (82, TD) vs. Delaware State, 9/10/22
Individual with a Rush of 75 or More Yards (QB)	Andy Hall (85, TD) at Hofstra, 9/27/03
Individual with a Rush of 75 or More Yards (WR)	Michael Johnson (78, TD) at Rhode Island, 10/26/13

## RECEIVING

Individual with 10 or More Receptions	Thyrick Pitts (11) at Richmond, 11/13/21
Individual 100-Yard Receiving Game	Kyre Duplessis (161) vs. UConn, 9/13/25
Individual 150-Yard Receiving Game	Kyre Duplessis (161) vs. UConn, 9/13/25
Individual 200-Yard Receiving Game	Justin Long (236) vs. Maine, 10/2/04
Individual 250-Yard Receiving Game	Eddi Conti (354) at UConn, 11/7/98
Individual 300-Yard Receiving Game	Eddi Conti (354) at UConn, 11/7/98
Individual 350-Yard Receiving Game	Eddi Conti (354) at UConn, 11/7/98
Two or More Consecutive Individual 100-Yard Receiving Games	Phil Lutz - 2, (101) vs. NC A&T / (144) vs. Penn, 2024
Two 100-Yard Receivers in the Same Game	Gene Coleman II (120) / Thyrick Pitts (116) at Maine, 9/2/21
Individual 100-Yard Receiving Game (RB)	Marcus Yarns (105) at Towson, 10/28/23
Individual with Three or More Touchdown Receptions	Chandler Harvin (3) vs. Saint Francis, 11/26/22
Individual with Four or More Touchdown Receptions	Courtney Batts (4) vs. West Chester, 9/24/94
QB reception:	QB Zach Marker from QB Ryan O'Connor for 39 yds vs. Villanova, 11/18/23
QB TD reception:	QB Trent Hurley from WR Rob Jones for 13 yds at Villanova, 11/23/13

## MISCELLANEOUS OFFENSE

Individual Led Team in Both Rushing and Receiving Yards	RB Marcus Yarns (100 Rush & 74 Rec) at Villanova, 11/23/24
Individual With At Least One Rush, TD and Rec TD in Same Game	RB Marcus Yarns (1 Rush & 1 Rec) at Villanova, 11/23/24
Individual with 100 or More Rushing and Receiving Yards	Nate Beasley (118 Rush & 109 Rec) vs. Lehigh, 10/18/75
Individual with Pass TD Other Than QB	WR Diante Cherry to RB Jalen Randolph for 21 yds vs. Towson, 10/29/16
100+ yard rusher & 100+ yard receiver	RB Jo Silver (179 rush) / WR Kyre Duplessis (161 receiving) vs. UConn, 9/13/25
150+ yard rusher & 150+ yard receiver	RB Jo Silver (179 rush) / WR Kyre Duplessis (161 receiving) vs. UConn, 9/13/25



# LAST TIME A BLUE HEN...

## INTERCEPTIONS/FUMBLES

Individual with Two or More Interceptions	Khalil Dawsey (2) at Campbell, 11/11/23
Individual with Three or More Interceptions	Dan Mulhern (3) vs. Rhode Island, 11/13/99
Two or More Consecutive Games With an Interception	Drew Nickles - 2, (1) at William & Mary / (1) vs. Morgan State, 2022
Three or More Consecutive Games With an Interception	Nasir Adderley - 3, (1) vs. William & Mary / (2) vs. Richmond / (1) at Towson, 2017
Interception Return for a Touchdown (DB)	Khalil Ali (45 yds) vs. Delaware St., 8/28/25
Interception Return for a Touchdown (LB)	Ty Davis (34 yds) vs. Maine, 10/12/24
Interception Return for a Touchdown (DL)	Zach Kerr (47 yds) vs. William & Mary, 9/22/12
Fumble Return for a Touchdown	Ethan Saunders (20 yds) vs. Sacred Heart, 9/28/24
Two or More Straight Games With a Fumble Return Touchdown	Paul Worrilow - 2, (1) vs. Maine / (1) vs. Rhode Island, 2011

## TACKLES

Individual with 10 or More Tackles	S KT Seay (13) vs. UConn, 9/13/25
Individual with 15 or More Tackles	LB Jackson Taylor (15) vs. NC A&T, 10/14/23
Individual with 20 or More Tackles	LB Johnny Buchanan (23) at Navy, 9/3/22

## SACKS

Individual with 2.0 or More Sacks	DL Melkart Abou-Jaoude (2.0) at Richmond, 10/19/24
Individual with 3.0 or More Sacks	DL Chase McGowan (3.0) at Rhode Island, 3/27/21
Individual with 4.0 or More Sacks	DE John Levelis (4.0) at New Hampshire, 10/1/88
Individual with 5.0 or More Sacks	DE Jamie Bittner (6.0) vs. Villanova, 11/1/80

## SPECIAL TEAMS

Individual with Three or More Field Goals Made	Nate Reed (3) at Towson, 10/28/23
Individual with Four or More Field Goals Made	Frank Raggo (4) vs. Lafayette, 9/12/15
Individual with a 50-Yard or More Field Goal Made	Ryan Coe (51) vs. James Madison, 10/23/21
Individual with a 60-Yard or More Punt	Josh Cupitt (68) vs. Rhode Island, 11/9/24
Individual with a 70-Yard or More Punt	Ryan Kost (74) at Hampton, 10/21/23
Individual Blocked a Punt	Marcus Yarns vs. NC A&T, 10/14/23
Individual Blocked a Field Goal	Mysonne Pollard vs. UAlbany, 10/26/24
Individual Blocked Two or More Field Goals in the Same Game	Justis Henley (2) at William & Mary, 10/8/22
Individual Returned Kickoff for a Touchdown	Dejoun Lee (87 yds) vs. Maine, 3/6/21
Individual Returned Opening Kickoff for a Touchdown	Dejoun Lee (87 yds) vs. Maine, 3/6/21
Individual Returned Kickoff for TD in Two+ Consecutive Games	Jerry Butler - 2, (94 yds) vs. James Madison / (98 yds) vs. Towson, 2008
Individual Returned Punt for a Touchdown	Jourdan Townsend (82 yds) at Hampton, 10/21/23
Individual Returned Blocked Punt for a Touchdown	Quincy Watson (Recovered in EZ) vs. Delaware State, 9/10/22

game-by-game

## BOX SCORES

## GAME 1: DELAWARE STATE

Aug. 28, 2025 at Delaware Stadium (17,895)

SCORING	1	2	3	4	-	F
Delaware State	0	3	7	7		17
Delaware	0	14	7	14		35

SCORING SUMMARY:  
SECOND QUARTER

6:46	DSU	40 yd Fisher-Butler FG 13-50 6:12
3:44	DEL	Minicucci 8 yd run (Reed) 6-75 3:02
0:33	DEL	Duplessis 4 yd pass from Minicucci (Reed) 11-77 2:07

## THIRD QUARTER

10:29	DSU	Bennett 23 yd run (Fisher-Butler) 11-75 4:31
7:15	DEL	Kelly 9 yd pass from, Minicucci (Reed) 7-34 3:01

## FOURTH QUARTER

10:44	DEL	Ali 45 yd INT return (Reed)
8:10	DSU	Gillis 39 yd pass from Bennett (Fisher-Butler) 6-76 2:25
6:15	DEL	Thaw 50 yd pass from, Minicucci (Reed) 5-60 1:55

## RUSHING:

DSU: Gillis: 17-123, Bennett: 10-30, Jones: 9-21  
Jenkins: 2-20, Sauray 2-6, TEAM 1-0DEL: Minicucci: 9-44, Silver: 6-34, Ellison Jr. 5-21,  
St. Fleur: 2-17, Marker: 2-12, Duplessis: 1-7, Spiller:  
1-2

## PASSING:

DSU: Bennett: 11-23-1-135, Sauray: 2-3-0-14

DEL: Marker 3-8-0-21, Minicucci: 28-36-1-270

## RECEIVING:

DSU: Benton: 4-49, Gillis: 3-46, Rone: 2-23,  
Stewart: 1-19, Jones: 1-9, Clark: 1-6DEL: Thaw: 7-92, Duplessis: 7-89, Kelly: 2-22,  
Silver: 4-21, Sessoms: 3-19, Witthoft: 1-16, Laboy:  
2-14, Wilson: 3-11, Rehmann: 1-7, Ellison Jr.: 1-0

## INTERCEPTIONS:

DSU: none

DEL: Seay: 1-0, Ali: 1-45

## FUMBLES:

DSU: Bennett (1-0), Favors III (1-0),

DEL: Silver (1-1)

## GAME 2: COLORADO

Sept. 6, 2025 at Folsom Field (50,341)

SCORING	1	2	3	4	-	F
Delaware	0	7	0	0		7
Colorado	7	10	7	7		31

SCORING SUMMARY:  
FIRST QUARTER

5:33	COL	Salter 8 yd run (Mata) 12-87 6:06
------	-----	--------------------------------------

## SECOND QUARTER

13:03	COL	28 yd Mata FG 12-43 3:59
0:45	DEL	Silver 4 yd pass from Minicucci (Reed) 7-80 2:54
0:09	COL	Taylor 21 yd pass from Staub (Mata) 6-75 0:36

## THIRD QUARTER

13:46	COL	Brown 71 yd pass from Staub (Mata) 3-75 1:14
-------	-----	--

## FOURTH QUARTER

14:13	COL	Welch 10 yd run (Mata) 5-24 2:23
-------	-----	-------------------------------------

## RUSHING:

DEL: Silver: 11-47, Ellison Jr.: 6-17, St. Fleur: 1-10,  
Tyree: 3-9, Minicucci: 7-5, TEAM: 1--1, Spiller:  
1--3COL: Price: 9-54, Taylor: 7-48, Salter: 8-24,  
Welch: 7-14, Miller: 1-3, Staub: 1--2, TEAM: 3--  
4, Lewis: 2--7

## PASSING:

DEL: Minicucci: 18-36-1-312

COL: Staub: 7-10-2-158, Salter: 13-16-0-102,  
Lewis: 2-4-0-8, TEAM: 0-1

## RECEIVING:

DEL: Thaw: 4-85, Kelly: 2-83, Wilson: 2-47,  
Ellison Jr.: 1-28, Patterson: 2-26, Tyree: 1-16,  
Duplessis: 1-13, Silver: 4-12, Witthoft: 1-2COL: Brown: 4-120, J. Williams: 4-55, Taylor:  
4-49, Hardge: 3-21, Gibson: 2-8, Atkins: 1-7, H.  
Williams 1-5, Price: 2-2, Miller: 1-1

## INTERCEPTIONS:

DEL: none

COL: Johnson: 1-2

## FUMBLES:

DEL: Kelly (1-1), Lach (1-0), Thaw (1-0)

COL: none

## GAME 3: CONNECTICUT

Sept. 13, 2025 at Delaware Stadium (17,862)

SCORING	1	2	3	4	OT	F
UConn	10	14	7	7	3	41
Delaware	14	14	7	3	6	44

## SCORING SUMMARY:

## FIRST QUARTER

11:13	DEL	Minicucci 3 yd run (Reed) 7-73 2:34
8:48	CONN	Edwards 51 yd run (Freeman) 6-75 2:25
8:06	DEL	Silver 70 yd run (Reed) 2-75 0:42
4:48	CONN	28 yd Freeman FG 8-65 3:18

## SECOND QUARTER

12:54	DEL	Minicucci 5 yd run (Reed) 12-79 6:47
10:08	CONN	Rosa 31 yd run (Freeman) 7-73 2:37
7:17	CONN	Edwards 2 yd run (Freeman) 7-83 1:23
5:55	DEL	Duplessis 68 yd pass from Minicucci (Reed) 3-75 1:22

## THIRD QUARTER

5:05	CONN	Murphy 10 yd pass from Fagnano (Freeman)
0:00	DEL	7-79 2:47 Silver 18 yd run (Reed) 11-75 5:05

## FOURTH QUARTER

9:54	CONN	Honig 1 yd pass from Fagnano (Freeman)
10-75 5:06		
0:00	DEL	43 yd Reed FG 11-52 2:10

## OVERTIME

	CONN	Freeman 24 yd FG 6-19
	DEL	Minicucci 13 yd run 4-25

## RUSHING:

CONN: Edwards: 23-116, Rosa: 3-40, Chiaokhiao  
Bowman: 2-13, Lungberg Coleman: 1-6, Brown:  
2-4, Fagnano: 1--4DEL: Silver: 15-179, Ellison Jr.: 11-56, Minicucci:  
18-20, Kelly: 1--8

## PASSING:

CONN: Fagnano: 28-38-2-346, McDonald: 0-1

DEL: Minicucci: 23-34-1-265

## RECEIVING:

CONN: Bell: 7-92, Neider: 4-60, Murphy: 3-51,  
Hansen: 5-50, Chiaokhiao-Bowman: 3-24,  
Vereen: 1-24, Chirchi: 1-23, Porter: 1-15, Brown:  
1-3, Rosa 1-3, Honig: 1-1,DEL: Duplessis: 9-161, Wilson: 5-60, Kelly: 5-19,  
Ellison Jr.: 1-12, Sessoms: 1-12, Witthoft: 1-4,  
Silver: 1--3

## INTERCEPTIONS:

CONN: none

DEL: none

## FUMBLES:

CONN: none

DEL: none

game-by-game

# BOX SCORES

GAME 4: FIU

Sept. 20, 2025 at Pitbull Stadium (20,000)

SCORING 1 2 3 4 - F

Delaware  
FIU

SCORING SUMMARY:  
FIRST QUARTER

SECOND QUARTER

THIRD QUARTER

FOURTH QUARTER

RUSHING:

PASSING:

RECEIVING:

INTERCEPTIONS:

FUMBLES:

GAME 5: WKU

Oct. 3, 2025 at Delaware Stadium (18,077)

SCORING 1 2 3 4 - F

WKU  
Delaware

SCORING SUMMARY:  
FIRST QUARTER

SECOND QUARTER

THIRD QUARTER

FOURTH QUARTER

RUSHING:

PASSING:

RECEIVING:

INTERCEPTIONS:

FUMBLES:

GAME 6: JACKSONVILLE STATE

Oct. 15, 2025 at AmFirst Stadium (22,500)

SCORING 1 2 3 4 - F

Delaware  
Jax State

SCORING SUMMARY:  
FIRST QUARTER

SECOND QUARTER

THIRD QUARTER

FOURTH QUARTER

RUSHING:

PASSING:

RECEIVING:

INTERCEPTIONS:

FUMBLES:

game-by-game

# BOX SCORES

GAME 7: MIDDLE TENNESSEE

Oct. 22, 2025 at Delaware Stadium (18,077)

SCORING 1 2 3 4 - F

Middle Tennessee  
Delaware

SCORING SUMMARY:  
FIRST QUARTER

SECOND QUARTER

THIRD QUARTER

FOURTH QUARTER

RUSHING:

PASSING:

RECEIVING:

INTERCEPTIONS:

FUMBLES:

GAME 8: LIBERTY

Nov. 1, 2025 at Williams Stadium (25,000)

SCORING 1 2 3 4 - F

Delaware  
Liberty

SCORING SUMMARY:  
FIRST QUARTER

SECOND QUARTER

THIRD QUARTER

FOURTH QUARTER

RUSHING:

PASSING:

RECEIVING:

INTERCEPTIONS:

FUMBLES:

GAME 9: LA TECH

Nov. 8, 2025 at Delaware Stadium (18,077)

SCORING 1 2 3 4 - F

LA Tech  
Delaware

SCORING SUMMARY:  
FIRST QUARTER

SECOND QUARTER

THIRD QUARTER

FOURTH QUARTER

RUSHING:

PASSING:

RECEIVING:

INTERCEPTIONS:

FUMBLES:



game-by-game

BOX SCORES

GAME 10: SAM HOUSTON

Nov. 15, 2025 at Shell Energy Stadium (20,656)

SCORING 1 2 3 4 - F

Delaware  
Sam Houston

SCORING SUMMARY:  
FIRST QUARTER

SECOND QUARTER

THIRD QUARTER

FOURTH QUARTER

RUSHING:

PASSING:

RECEIVING:

INTERCEPTIONS:

FUMBLES:

GAME 11: WAKE FOREST

Nov. 22, 2025 at Allegacy Federal Credit Union Stadium (31,500)

SCORING 1 2 3 4 - F

Delaware  
Wake Forest

SCORING SUMMARY:  
FIRST QUARTER

SECOND QUARTER

THIRD QUARTER

FOURTH QUARTER

RUSHING:

PASSING:

RECEIVING:

INTERCEPTIONS:

FUMBLES:

GAME 12: UTEP

Nov. 29, 2025 at Delaware Stadium (18,077)

SCORING 1 2 3 4 - F

UTEP  
Delaware

SCORING SUMMARY:  
FIRST QUARTER

SECOND QUARTER

THIRD QUARTER

FOURTH QUARTER

RUSHING:

PASSING:

RECEIVING:

INTERCEPTIONS:

FUMBLES: