

SIX-TIME NCAA PARTICIPANT | NINE-TIME CONFERENCE CHAMPIONS | 13 ALL-AMERICANS



DELAWARE BLUE HENS

MEN'S BASKETBALL
GAME NOTES
ED LEFURGE III | ASSISTANT AD, COMMUNICATIONS & CREATIVE SERVICES
 LEFURGE@UDEL.EDU | 732-600-6552 | @EL3THESID

2024-25 SCHEDULE

11-13, 4-7 CAA

HOME: 7-4 | AWAY: 3-8 | NEUTRAL: 1-1

NOVEMBER (4-3)

MONDAY	4	BUCKNELL	L, 73-85
THURSDAY	7	ROBERT MORRIS	W, 81-77
Tuesday	12	at Iona	W, 64-58
MONDAY	18	BRYANT [^]	L, 84-85
Saturday	23	vs. Vermont [%]	L, 71-75
Sunday	24	vs. Yale ^{&}	W, 100-94
Saturday	30	at Rider	W, 72-66

DECEMBER (3-3)

TUESDAY	3	DELAWARE STATE	W, 93-80
Friday	6	at Duquesne	L, 66-80
TUESDAY	10	CHESTNUT HILL	W, 78-51
TUESDAY	17	MISERICORDIA	W, 92-75
Friday	20	at Saint Peter's	L, 64-72
Saturday	28	at St. John's	L, 76-97

JANUARY (4-5)

Thursday	2	at Northeastern*	L, 77-80
SATURDAY	4	MONMOUTH*	W, 84-64
Thursday	9	at North Carolina A&T*	W, 98-88
Saturday	11	at Hampton*	L, 77-83
THURSDAY	16	STONY BROOK*	W, 84-74
SATURDAY	18	ELON*	W, 79-77
Thursday	23	at Hofstra*	L, 68-93
Saturday	25	at Drexel*	L, 54-67
THURSDAY	30	TOWSON*	L, 66-76

FEBRUARY (0-2)

Saturday	1	at Monmouth*	L, 83-92
THURSDAY	6	UNCW*	L, 67-77
SATURDAY	8	WILLIAM & MARY*	2 P.M.
Thursday	13	at Towson*	7 p.m.
SATURDAY	15	CAMPBELL*	4 P.M.
THURSDAY	20	DREXEL*	6:30 P.M.
SATURDAY	22	HOFSTRA*	4 P.M.
Thursday	27	at Charleston*	7 p.m.

MARCH

Saturday	1	at UNCW*	7 p.m.
----------	---	----------	--------

March 7-11 CAA Championship

 Home games in **BOLD**
[^] -SL24 UnLocke the Light Awareness Game

[%] - 2024 Naismith Basketball Hall of Fame Tip Off

^{*} - CAA game | All times EST

FOLLOW THE HENS!


@DELAWAREMBB


TALE OF THE TAPE	PPG	OPP PPG	MARGIN	FG%	3FG%	FT%	RPG	REB MARGIN	APG	SPG	BPG	TO/G	TO MARGIN
DELAWARE	77.1	77.8	-0.6	46.4	37.1	78.5	33.0	-4.7	13.7	6.1	3.2	12.0	-1.0
WILLIAM & MARY	80.1	76.9	+3.2	46.1	34.6	73.4	35.0	-0.6	17.2	6.9	1.8	12.4	+0.4

THE TEAMS


DELAWARE BLUE HENS
 (11-13, 4-7 CAA)

HEAD COACH:
CAREER RECORD:
RECORD AT SCHOOL:
MARTIN INGELSBY
 142-130 (9 SEASONS)
 SAME

WILLIAM & MARY TRIBE
 (14-10, 8-3 CAA)

HEAD COACH:
CAREER RECORD:
RECORD AT SCHOOL:
BRIAN EARL
 110-113 (8 SEASONS)
 13-9 (1 SEASON)

GAMEDAY AT A GLANCE

HOW TO FOLLOW

 Watch FloCollege
 Play-by-Play Scott Klatzkin
 Analyst Bill Harman

 Radio 94.7 FM WDSD
 Play-by-Play Scott Klatzkin
 Analyst Bill Harman

Live Stats BlueHenStats.com

AGAINST WILLIAM & MARY

 All-Time 31-18
 Ingelsby vs. 7-8
 At Home 16-7
 On the Road 13-10
 Neutral Sites 2-1
 Current Streak W5
 Last Meeting W, 69-58 - 2/10/2024
 Largest Victory 34 points - 91-57 - 2/1/2003
 Largest Defeat 26 points - 90-64 - 2/6/2016
 Last Win at Home 69-58 - 2/10/2024
 Last win on the Road 81-53 - 2/1/2024

OPENING TIP

Delaware looks to snap a five-game skid on Saturday in Bob Carpenter Center as William & Mary comes to town on Alumni Day.

Despite winning both matchups last season against the Tribe, the Blue Hens will have their hands full with the league's most improved team.

KEY BLUE HEN NUMBERS

1
John Camden is the only two Hens to start every game this season.

9
John Camden is just one of 17 players in the nation to make nine threes or more in a game this season.

13



Delaware is 13th in the nation in free throw percentage, connecting at a 78.5% clip.

16

Saturday is the program's Alumni Day. A total of 16 alums will be in attendance.

PROJECTED STARTERS


#1 IZAAH PASHA

#14 TRENT MIDDLETON JR.

#5 MACON EMORY

#2 JOHN CAMDEN

#8 KEVIN KOGBARA

PPG:	11.0	PPG:	5.3	PPG:	3.5	PPG:	17.0	PPG:	1.7
RPG:	3.7	RPG:	2.7	RPG:	3.0	RPG:	5.2	RPG:	2.1
FG%:	49.7	FG%:	39.8	FG%:	35.5	FG%:	47.7	FG%:	36.6
3FG%:	30.3	3FG%:	22.2	3FG%:	28.6	3FG%:	43.8	3FG%:	28.6

2024-25 DELAWARE BLUE HENS



#	NAME	POS.	CL.	HT.	WT.	HOMETOWN / HIGH SCHOOL (LAST SCHOOL)
00	Gabe Moss	F	So.	6-8	218	Pottstown, Pa. / The Hill School
1	Izaiah Pasha	G	Fr.	6-4	190	Harrisburg, Pa. / Cardinal O'Hara
2	John Camden	F	Sr.	6-8	220	Downingtown, Pa. / Brewster Academy (Memphis/Virginia Tech)
3	Cavan Reilly	G	Jr.	6-4	188	Lovettsville, Va. / Bishop O'Connell
4	Niels Lane	G	Sr.	6-5	215	Freehold, N.J. / Roselle Catholic (Florida)
5	Macon Emory	F	Fr.	6-8	185	Devon, Pa. / Perkiomen
7	Tahron Allen	G	Sr.	6-5	200	Brooklyn, N.Y. / Brooklyn Collegiate (Monmouth/Wagner)
8	Kevin Kogbara	F	Jr.	6-8	275	Peoria, Ariz. / Dream City (Bishop State/Allan Hancock)
10	Brandon Baffone	G	So.	6-1	175	Hockessin, Del. / Salesianum
11	Kobe Jerome	G	Sr.	6-4	190	Harlem, N.Y. / Blue Ridge School (UC Riverside)
12	Alex McFadden	G	Fr.	6-1	160	Wayne, Pa. / Radnor
13	Trent Middleton Jr.	G	So.	6-3	180	Philadelphia, Pa. / Philadelphia Math, Civics, and Sciences (Ball State)
15	Houston Emory	F	Jr.	6-9	195	Devon, Pa. / Blue Ridge School
20	Erik Timko	G	Gr.	6-5	200	Audubon, Pa. / Methacton (Jefferson)
44	Tyler Houser	F	Jr.	6-9	235	Camp Hill, Pa. / Cedar Cliff (VMI)

HEAD COACH:

ASSOCIATE HEAD COACH:

ASSISTANT COACH:

ASSISTANT COACH:

ASSISTANT COACH/DIRECTOR OF PLAYER DEVELOPMENT:

DIRECTOR OF BASKETBALL OPERATIONS:

Martin Ingelsby (Notre Dame '01), ninth season

Bill Phillips (Saint Joseph's '01), ninth season

JJ Butler (Lipscomb '16), second season

Danny O'Connor (Indiana '16), ninth season

Christian Nunez (Farmingdale State '13), first season

Stephen Galgano (Delaware '20), second season

PRO-NUN-SEE-AY-SHUNS:

1 – eye-ZAY-uh

3 – CAV-in

4 – NYE-uhs

5 – MAKE-in

7 – TUH-ron

9 – COG-bar-uh

10 – BUH-phone

HC – in-GULS-bee

new-ARK

ROSTER BY STATE

PENNSYLVANIA (9): John Camden, Houston Emory, Macon Emory, Tyler Houser, Alex McFadden, Trent Middleton Jr., Gabe Moss, Izaiah Pasha, Erik Timko

NEW YORK (2): Tahron Allen, Kobe Jerome

ARIZONA (1): Kevin Kogbara

DELAWARE (1): Brandon Baffone

NEW JERSEY (1): Niels Lane

VIRGINIA (1): Cavan Reilly

ROSTER BY CLASS

GRADUATE (1): Erik Timko

SENIOR (4): Tahron Allen, John Camden, Kobe Jerome, Niels Lane

JUNIOR (5): Cavan Reilly, Houston Emory, Gabe Moss, Tyler Houser, Kevin Kogbara

SOPHOMORE (2): Brandon Baffone, Trent Middleton Jr.

FRESHMAN (3): Macon Emory, Alex McFadden, Izaiah Pasha

QUICK FACTS

UNIVERSITY OF DELAWARE

Location.....Newark, Delaware
 Founded.....1743
 Enrollment.....23,613
 President.....Dennis Assanis
 Nickname.....Blue Hens
 Colors.....Blue & Gold
 Website.....udel.edu
 Director of Athletics.....Chrissi Rawak
 Athletic Website.....bluehens.com
 Home Court (Cap.).....
Bob Carpenter Center (5,000)
 Conference....Coastal Athletic Association

ALL-TIME

First Year of Competition.....1905-06
 Record.....1285-1375-2
 CAA Record.....184-219
 CAA Tournament Appearances.....22
 CAA Tournament Record.....19-20
 NCAA Appearances.....6
1992, 1993, 1998, 1999, 2014, 2022
 NCAA Tournament Record.....0-6
 Postseason NIT Appearances.....1 (2000)
 NIT Record.....0-1
 CBI Appearances.....1 (2012)
 CBI Record.....0-1

TEAM INFORMATION

Head Coach.....Martin Ingelsby
 Alma Mater (Year).....Notre Dame '01
 Career Record/Years.....142-130/9 years
 Record at UD/Years.....same
 CAA Record.....67-79
 Assoc. Head Coach.....Bill Phillips
 Alma Mater (Year).....Saint Joseph's '01
 Assistant Coach.....JJ Butler
 Alma Mater (Year).....Lipscomb '16
 Assistant Coach.....Danny O'Connor
 Alma Mater (Year).....Indiana '16
 Assistant Coach.....Christian Nunez
 Alma Mater (Year).....Farmingdale State '13
 Director of Ops.....Stephen Galgano
 Alma Mater (Year).....Delaware '20

THE BLUE HENS

Letterwinners Returning/Lost.....7/8
 Starters Returning/Lost.....2/3
 Newcomers.....8
 2023-24 Overall Record.....19-14
 2023-24 CAA Record.....10-8
 2023-24 CAA Finish.....6th
 2023-24 CAA Tourn. Finish.....Quarters
 2023-24 Postseason.....n/a

MEDIA RELATIONS

MBB Contact.....Ed LeFurge III
 Cell Phone.....732-600-6552
 Email Address.....lefurge@udel.edu
 X.....@EL3theSID

INTERVIEW REQUESTS

All requests for interviews with Martin Ingelsby and the Delaware student-athletes must be arranged through Ed LeFurge III. Advance notice of at least 24 hours is preferred, but every attempt will be made to accommodate all requests. No one will be available for interviews on game day, except for post game interviews.

WELCOME BACK!

Saturday will serve as the program's Alumni Day. In total, 16 grads will be back - Kevin Blackhurst '83, Taurence Chisholm '84, Alexander Coles '92, Rick Deadwyler '93, Patrick Evans '96, Mike Fulk '98, Rob Garner '96, Rob Jackson '92, Robbie Johnson '98, Ken Milbourne '87, Denard Montgomery '92, Mark Murray '92, Doug Nicholas '94, David Penkrot '85, David Plastino '78, and Richard Welsh '74.

WEEKLY SWEEP

Delaware's **John Camden** and **Izaiah Pasha** snagged the CAA weekly honors on January 20. Camden picked up his first Player of the Week nod after averaging 23.5 points and 6.0 rebounds, while Pasha claimed his third Rookie of the Week honor with 10.0 points and 4.5 rebounds per contest.

BOXING OUT

In Delaware's win over Elon, the Hens out rebounded (+1) the nation's sixth best team in terms of rebounding margin (+10.7).

2K TIMKO

Erik Timko became the 16th active player in all of NCAA men's basketball to reach 2,000 career points with a layup in the first half against Stony Brook on January 16.

AMONG THE LEAGUE LEADERS

Overall, Delaware ranks among the top 5 in the league in the following categories:

Category	#	CAA	NCAA
FT%	78.5	1	13
3FG%	37.1	1	44
Fastbreak pts	13.42	2	48
Eff. FG pct	.539	2	71
FG%	46.4	2	96
3FG/Game	8.8	2	87
Scoring Off.	77.1	4	100
Assts/Game	13.7	5	180

EARNING IT AT THE LINE

The Hens rank 13th in the nation and first in the CAA in free throw percentage, shooting 78.5 percent as a team.

HOME SWEET HOME

UD posts a better record at home under **Martin Ingelsby** (75-45) compared to on the road (45-69).

CLOSE CALLS

Since 2016-17 the Hens are 50-30 in contests decided by five points or less, and 33-19 in one-score games.

GOING OT

Delaware is 10-4 in overtime under **Martin Ingelsby**.

THAT '70S SHOW

Under head coach **Martin Ingelsby**, UD posts an 89-23 record when holding opponents under 70 points, including 49-8 the past four seasons, 16-1 last season, and 4-1 in 2024-25.

HIGH ROLLERS

Delaware has scored 90+ points four times this season, marking the first time since 2013-14. The last time UD tallied five games of 90+ points was in 1999-2000. The Hens have hit 98 points twice for the first time since 2000-01.

DEAD EYE DELAWARE

Delaware has made 10+ triples in seven games with 12 or more five times and 15+ three times, including 17 against Delaware State, marking the most by the Blue Hens since December 7, 2000, when they made a program-record 18 against New Hampshire. UD is 5-2 in those games. The Hens are first in the CAA and 44th nationally connecting at a 37.1 percent rate.

STRETCH FIVE

Big man **John Camden** is the epitome of a "stretch five." He ranked 17th in the country and led the CAA prior to Duquesne. He currently has connected at a 43.8 percent clip which is third in the CAA and 21st in the nation.

NOT SO MUCH AGGIE PRIDE

Delaware has owned the series against North Carolina A&T and moved to 4-0 all-time after a 98-88 win last go around. The Hens set eight different career highs in the game.

FIRST TIMERS

Brothers **Houston Emory** and **Macon Emory** each made their first career starts in back-to-back games with Houston against Northeastern and Macon against Monmouth.

BIG APPLE, BIG PERFORMANCE

John Camden tallied the best performance of his career in the Big Apple against RV/24 St. John's as he set career marks in points (35), field goals (13), field goal attempts (18), three pointers (9), and tied career highs in assists (4) and steals (3). His nine triples tied the program single-game record set by **Ithiel Horton** on January 10, 2019 at UNCW. Camden is just one of 16 players in the country to make nine threes or more in a game this season. Of those 17 players, Camden is the only one listed at 6'8" or taller.

ELITE ERIK

Erik Timko tallied his 250th three pointers of his career at Duquesne. He became the 34th active player in all of men's college basketball to reach that milestone. He also became one of four active players with less than 100 career games played to achieve that milestone.

PASS THE ROCK

Against Delaware State, the Blue & Gold tallied a season-best 24 assists, one shy of the most under **Martin Ingelsby**, **Tahron Allen** (5), **John Camden** (4), and **Izaiah Pasha** (4) all had career highs.

CONSISTENCY IS KEY

Cavan Reilly scored at least 18 points in four-straight games from the Vermont to Delaware State games, becoming the first Hen to do so since **Jameer Nelson Jr.** had 22+ in four-straight games in 2022-23.

PASHA THE ROW X2

Izaiah Pasha was named CAA Rookie of the Week for the second-consecutive week after he tallied his third-straight double digit scoring performance of his career with 15 points in Delaware's win at Rider. The rookie added six rebounds, three assists, and one steal to his line, while shooting 7-of-10 from the field.

PASHA THE ROW

Izaiah Pasha was named CAA Rookie of the Week after his performances against Bryant, Vermont, and Yale. He averaged 14.7 points, 5.0 rebounds, and 2.7 assists per game while shooting 53.6 percent (15-of-28) overall, 42.7 percent (3-of-7) from long range, and 84.6 percent (11-of-13) from the line and set career marks in points (20) and rebounds (9) that week.

CAMDEN'S THANKSGIVING FEAST

Leading up to Thanksgiving, **John Camden** was feasting. During the week of November 18-24, Camden was second in the nation with 76 points in three games, behind only CJ Hines of Alabama State, who had 79 points in four games. He set his career high in points on two different occasions that week (27 vs Bryant and 30 vs Yale). Against Yale, he became the first Blue Hen since Nate Darling (2/6/20 vs. Towson) to make seven threes in a game.

KEEPING IT 100

UD scored 100 points against Yale, the reigning Ivy League champs and NCAA Tournament Second Round Team, marking the first time since March 4, 2001 that the Blue & Gold passed the century mark against a Division I opponent in a non-overtime game when they topped Northeastern 100-66. The Hens had most recently tallied 100 against a DI foe in an overtime win against Bryant, 108-107, at Madison Square Garden on December 21, 2013.

LET IT FLY

Delaware cashed in on 16 threes as a team against Yale, tying the most made threes in the **Martin Ingelsby** Era. The Hens also connected on 16 shots from long range on December 5, 2020 against Salem.

HALL OF FAME COMING OUT PARTY

Izaiah Pasha used the opening game of the 2024 Naismith Hall of Fame Tip-Off as a coming out party, scoring a career high 20 points. It was the rookie's first-ever double digit scoring output.

BULLYING THE BULLDOGS

John Camden and **Erik Timko** each set career marks against Bryant. Camden tallied highs in points (27), field goals made (10), field goal attempts (16), steals (2), and three-pointers (four). Timko corralled 10 rebounds, his first double-digit output his career.

IN THE NEW YORK GROOVE

The Hens took their first road trip of the season to Iona and came away with a 64-58 win. The victory moved **Martin Ingelsby** into sole possession of second-most wins in program history at 133. **Macon Emory** scored his first career points and **Niels Lane** swiped a career-high four steals.

OUR RECORD WHEN...

Delaware scores first.....	7-9
Opponent scores first.....	4-4
Leading at halftime.....	11-3
Trailing at halftime.....	0-10
Tied at halftime.....	
Leading with 2:00 left.....	11-0
Trailing with 2:00 left.....	0-13
Tied with 2:00 left.....	
Games decided by > 10 points.....	4-5
Games decided by 6-10 points.....	5-5
Games decided by ≤ 5 points.....	2-3
Scores fewer than 50 points.....	
Scores 50-59 points.....	0-1
Scores 60-69 points.....	1-5
Scores 70-79 points.....	3-5
Scores 80+ points.....	7-2
Allows < 50 points.....	
Allows 50-59 points.....	2-0
Allows 60-69 points.....	2-1
Allows 70+ points.....	7-12
Shoots < 35%.....	
Shoots between 35-40%.....	1-3
Shoots between 40-45%.....	1-5
Shoots > 45%.....	9-5
Out shooting opponent (%).....	11-4
Out shot by opponent (%).....	0-9
Opponent shoots < 35%.....	3-0
Opponent shoots between 35-40%.....	1-0
Opponent shoots between 40-45%.....	3-4
Opponent shoots > 45%.....	4-9
Two or less in double figures.....	1-2
Three in double figures.....	0-5
Four in double figures.....	8-4
Five or more in double figures.....	3-2
Out rebounding an opponent.....	8-1
Out rebounded by an opponent.....	2-12
Rebounds are even.....	1-0
Commit same or fewer TO.....	5-7
Commit more TO.....	6-6
Makes more or same 3FGs.....	10-4
Makes fewer 3FGs.....	1-9
Makes more or same FTs.....	7-7
Makes fewer FTs.....	4-7
Games following a win.....	6-5
Games following a loss.....	5-7
In overtime.....	
Largest lead.....	29 points - Chestnut Hill
Largest deficit.....	28 at Hofstra
Largest deficit overcome.....	
.....	16 points at Northeastern
Largest halftime lead.....	24 vs Monmouth
On Sunday.....	1-0
On Monday.....	0-2
On Tuesday.....	4-0
On Wednesday.....	
On Thursday.....	3-4
On Friday.....	0-2
On Saturday.....	3-5
Wearing Blue.....	2-6
Wearing White.....	6-4
Wearing Black.....	1-3
Wearing Grey.....	2-0

MARTIN INGELSBY VS.

OPPONENT	H	A	N	OVR
Air Force	1-0	0-1	0-0	1-1
Appalachian State	0-0	0-0	1-0	1-0
Austin Peay	0-0	0-0	0-1	0-1
Bradley	0-0	1-1	0-0	1-1
Bridgewater	1-0	0-0	0-0	1-0
Brown	0-0	0-0	1-0	1-0
Bryant	0-1	0-0	0-0	0-1
Bryn Athyn	1-0	0-0	0-0	1-0
Bucknell	0-1	1-0	0-0	1-1
Buffalo	0-1	0-0	0-0	0-1
Campbell	0-0	1-0	0-0	1-0
Charleston	1-8	1-5	1-0	3-13
Chestnut Hill	2-0	0-0	0-0	2-0
Colgate	0-0	0-0	1-0	1-0
Columbia	1-0	1-0	0-0	2-0
Cornell	1-1	1-0	0-0	2-1
CSU Bakersfield	1-0	0-0	0-0	1-0
Davidson	1-0	0-1	0-0	1-1
Delaware State	3-1	3-0	1-0	7-1
Drexel	4-3	1-7	1-0	6-10
Duke	0-0	0-1	0-0	0-1
Duquesne	0-0	0-1	0-0	0-1
Elon	9-0	3-4	1-0	13-4
Fordham	0-0	0-0	1-0	1-0
George Washington	1-0	0-1	0-1	1-2
Goldie-Beacom	2-0	0-0	0-0	2-0
Hampton	1-0	0-2	1-0	2-2
Hartford	0-0	0-0	1-0	1-0
Hofstra	1-7	1-7	1-4	3-18
Iona	1-0	1-0	0-1	2-1
James Madison	5-0	4-1	0-0	9-1
La Salle	1-0	0-2	0-0	1-2
Lafayette	1-0	1-0	0-0	2-0
LIU	1-0	0-1	0-0	1-1
Longwood	0-0	0-0	1-0	1-0
Louisiana Tech	1-0	0-0	0-0	1-0
Marist	1-0	0-0	0-0	1-0
Maryland	0-0	0-1	0-0	0-1
Md. Eastern Shore	1-0	1-0	0-0	2-0
Miami (Ohio)	0-0	1-0	0-0	1-0
Misericordia	1-0	0-0	0-0	1-0
Monmouth	2-0	0-2	0-0	2-2
Moravian	1-0	0-0	0-0	1-0
Morgan State	0-1	0-0	0-0	0-1
Navy	0-1	0-1	0-0	0-2
NC A&T	1-0	3-0	0-0	4-0
N.C. Wesleyan	0-0	0-0	1-0	1-0
Northeastern	5-2	3-4	1-1	9-7
Northern Kentucky	0-0	0-0	0-1	0-1
Notre Dame	0-1	0-0	0-0	0-1
Oakland	0-0	0-0	1-1	1-1
Ohio	0-1	0-1	0-0	0-2
Penn	0-0	0-1	0-0	0-1
Princeton	0-1	1-0	0-0	1-1
Rhode Island	0-0	0-0	1-0	1-0
Richmond	0-0	1-0	0-0	1-0
Rider	0-1	2-0	0-0	2-1
Robert Morris	1-0	1-0	0-0	2-0
Saint Francis (Pa.)	1-0	1-0	0-0	2-0
Saint Peter's	0-0	1-1	0-0	1-1
Salem	1-0	0-0	0-0	1-0
Seton Hall	0-0	0-1	0-0	0-1
Siena	1-0	1-0	0-0	2-0
South Florida	0-0	0-1	0-0	0-1
Southern Illinois	0-0	0-0	1-0	1-0
St. John's	0-0	0-1	0-0	0-1
Stony Brook	4-0	0-2	0-0	4-2
Temple	0-0	0-1	0-0	0-1
Towson	2-6	2-5	1-1	5-12
UMBC	1-0	0-1	0-0	1-1
UNCG	0-1	0-1	0-1	0-3
UNCW	4-3	4-4	1-1	9-8
UTSA	0-0	0-0	1-0	1-0
Vermont	0-0	0-0	0-1	0-1
Villanova	0-0	0-0	0-2	0-2
Wesley	1-0	0-0	0-0	1-0
William & Mary	4-3	2-5	1-0	7-8
Wilmington	2-0	0-0	0-0	2-0
Xavier	0-0	1-0	0-0	1-0
Yale	0-1	0-1	1-0	1-2
TOTALS	75-45	45-69	22-16	142-130

FIRST WIN SECURED

Delaware notched its first win of the campaign in comeback fashion over Robert Morris. The win tied **Martin Ingelsby** for second most all-time, saw the career debut of **Macon Emory**, and gave **Kevin Kogbara** his first NCAA points.

PASHA'S POINT

Izaiah Pasha became the first freshmen to start a season opener for the Blue Hens since **Kevin Anderson** and **Chyree Walker** in 2017. He's just the third freshmen under Martin Ingelsby to do so.

1,021 DAYS

Junior **Gabe Moss** went 1,021 days between meaningful basketball games after going down with an injury in high school on Jan. 18, 2022 to the 2024-25 season opener against Bucknell. He missed his first two collegiate seasons at Delaware due to injury.

TRACKING WINS

With the win at Iona head coach **Martin Ingelsby** passed **Monté Ross** for second all-time in program history. **Steve Steinwedel** has the most ever at 163.

OH CAPTAIN, MY CAPTAIN!

Delaware will be led this season by captains **Tahron Allen**, **Niels Lane**, and **Cavan Reilly**.

PENNSYLVANIA BLUE HENS?

Of the 15 players on the roster, nine of them hail from the Commonwealth of Pennsylvania. UD has more PA players than any DI school in the commonwealth.

Delaware (9)
St. Joe's/Villanova (6)
Lafayette/Pitt/Temple (5)
Drexel/Duquesne/La Salle (4)
Penn/Penn State (3)
Bucknell/Lehigh/Robert Morris (2)

NEW RULE, NEW NUMBER

Since the NCAA rule change last year allowing players to have numbers ending in 6, 7, 8, or 9, **Tahron Allen** and **Kevin Kogbara** are the first Blue Hens to utilize it.

OUT FOR THE SEASON

Forward **Tyler Houser** will be out for the season after having season-ending surgery.

FRESH FACES

The Blue & Gold added three true freshmen to the roster this season in **Macon Emory**, **Izaiah Pasha**, and walk-on **Alex McFadden**.

NEW YEAR, NEW SCHOOL

In the modern era of college athletics, Delaware continues to capitalize on acquiring players via the transfer portal. This year, the Hens welcome **Tahron Allen** (Wagner), **John Camden** (Virginia Tech), **Kevin Kogbara** (JUCO), **Trent Middleton Jr.** (Ball State), and **Erik Timko** (Jefferson).

STAFF CHANGES

Delaware welcomed **Christian Nunez** (assistant coach/director of player development) to the staff, while seeing **Danny O'Connor** (assistant coach) and **Stephen Galgano** (director of operations) getting promotions. Nunez joins the crew after a stint at Saint Louis.

ERIK THE ELITE SCORER

Erik Timko comes to the 302 after spending three seasons at Jefferson. He left the Rams as their eighth leading scorer in program history (1,792) and eighth on Jefferson's career three-point field goals made list (238), with all seven players ahead of him having been there for four seasons.

BROTHERS ON AND OFF THE FLOOR

Houston and **Macon Emory** are one of 17 sets of brothers to play on the same team this season.

CONFERENCE FAMILY(ARITY)

Houston and **Macon Emory** are two of five players in the country to have a parent play for a conference opponent. Both their parents, **Andrew** and **Rebecca** (Dayvault), played basketball at William & Mary.

BCC LEGEND

Brandon Baffone joined the Hens as a walk-on out of nearby Salesianum last season. Baffone's dad, **Brandon**, hit the game-winning three pointer in the first-ever high school game played in the Bob Carpenter Center to lift Salesianum over Sanford in the state semifinal in March 1993.

HALL OF FAME TIPOFF

UD will play in the 2024 Naismith Basketball Hall of Fame Tip Off at Mohegan Sun Arena in Uncasville, Connecticut with games against Vermont and Yale.

TOUGH SCHEDULE

Delaware will play 15 games this season against opponents who won at least 20 games last year - Bryant, Yale, Vermont, Duquesne, and St. John's and CAA games against Charleston, Stony Brook, Drexel (2x), Hofstra (2x), and UNCW (2x).

HIGH SCHOOL CONNECTIONS

The Blue Hens roster boasts a number of high school connections. Head coach **Martin Ingelsby** and associate head coach **Bill Phillips** played together at Archbishop Carroll. Virginia Tech transfer **John Camden** spent the first three years of his high school career at Archbishop Carroll as well.

Houston Emory and **Kobe Jerome** played with newcomer **Macon Emory** at the Blue Ridge School.

HENS ON TV

Delaware is set to play two regular season games on national TV when it takes on Yale (ESPNU) and St. John's (FS1).

MOVIN' ON UP

On November 28, 2023 Delaware announced it would be moving to Conference USA effective July 1, 2025. This will push Delaware football to the FBS level.

AMONG THE BEST

Martin Ingelsby became the third coach in program history to reach the 100-win plateau in 2022-23. He passed his former coach and mentor, Mike Brey, who had 99 as the head coach at UD.

STAYING PUT

Head coach **Martin Ingelsby** signed an extension last summer that places him under contract through the 2028-29 season.

BIRDS OF A FEATHER

With over 1,100 schools across three divisions in the NCAA, the Blue Hens are one of two institutions with the nickname in the hen family. Pomona-Pitzer, a division III institution, is nicknamed the Sagehens. Both South Carolina and Jacksonville State have the nickname Gamecocks and Coastal Carolina is the Chanticleers, which both fall in the rooster family.

FAMILY TIES

Usually a DI head basketball coach is the most famous in their family. That may not be the case for **Martin Ingelsby**. His brother, Brad, wrote and created the HBO hit *Mare of Easttown*, which is based in a Philadelphia suburb, similar to where the brother grew up. The series received 16 nominations at the 73rd Primetime Emmy Awards and won four. Their father, Tom, was a standout guard at Villanova from 1970-73 and served as his son's head coach at Archbishop Carroll. Tom led Villanova to the 1971 NCAA championship game and played for the Atlanta Hawks during the 1973-74 season and for the Spirits of St. Louis in the ABA the following year.

BLUE HENS ON THE AIRWAVES

For the 21st-straight season, Delaware men's basketball games will be carried on FM radio. All games can be heard on 94.7 WDSD. **Scott Klatzkin** (play-by-play) and **Bill Harman** (analyst) will be on the call.

CAA STANDINGS

AS OF GAMES PLAYED 2/6

SCHOOL	CAA	OVERALL
Towson	10-1	15-9
UNCW	9-2	19-5
Charleston	8-3	18-6
William & Mary	8-3	14-10
Campbell	8-3	13-11
Elon	6-5	15-9
Monmouth	6-5	8-16
Drexel	5-6	13-11
Northeastern	5-6	13-11
Hofstra	4-7	12-12
Delaware	4-7	11-13
Hampton	3-8	11-13
Stony Brook	1-10	5-19
N.C. A&T	0-11	4-20

WEEKLY HONORS

COASTAL ATHLETIC ASSOCIATION

Izaiah Pasha	Rookie	11/25
Izaiah Pasha	Rookie	12/2
John Camden	Co-Player	1/20
Izaiah Pasha	Rookie	1/20

MILESTONE WATCH

2,000 POINT WATCH LIST

Erik Timko	2,077
------------	-------

1,000 POINT WATCH LIST

Niels Lane	719
Cavan Reilly	708
Tahron Allen	703
John Camden	463

500 REBOUND WATCH LIST

Erik Timko	460
------------	-----

300 CAREER THREE POINTERS

Erik Timko	282
------------	-----

DELAWARE ALL-TIME COACHING WINS

Steve Steinwedel	163-121
Martin Ingelsby	142-130
Monté Ross	132-184
Mike Brey	99-52

INDIVIDUAL TRENDS

DOUBLE-DIGIT POINTS 2024-25 CAREER

Erik Timko	15	94
Niels Lane	18	34
Cavan Reilly	13	33
Tahron Allen	3	31
Tyler Houser	0	23
John Camden	19	19
Izaiah Pasha	13	13
Trent Middleton Jr.	4	11
Macon Emory	4	4
Kobe Jerome	0	1
Gabe Moss	1	1

20-POINT GAMES 2024-25 CAREER

Erik Timko	2	53
John Camden	8	8
Tahron Allen	0	5
Niels Lane	3	4
Cavan Reilly	2	3
Tyler Houser	0	2
Izaiah Pasha	2	2

30-POINT GAMES 2024-25 CAREER

Erik Timko	0	11
John Camden	2	2

DOUBLE-DIGIT REBOUNDS 2024-25 CAREER

Tahron Allen	0	3
Tyler Houser	0	2
Erik Timko	2	2
John Camden	1	1
Niels Lane	1	1

DOUBLE-DOUBLES 2024-25 CAREER

Tahron Allen	0	2
John Camden	1	1
Tyler Houser	0	1
Niels Lane	1	1
Erik Timko	1	1

A NEW ERA

The University of Delaware has accepted an invitation to join Conference USA as a full-league member effective July 1, 2025, as both organizations announced jointly on Tuesday, November 28.

"UD ranks among the nation's leading public research institutions and is recognized nationally for delivering exceptional professional outcomes for our students," University of Delaware President Dennis Assanis said. "Joining Conference USA will present opportunities to not only broaden exposure of our athletics programs, but also enhance awareness and visibility of our excellent academic offerings, our ground-breaking research initiatives and our enduring impact on our community and the world."

The Blue Hens will compete in Conference USA in baseball, men's and women's basketball, cross country, football, men's and women's golf, women's soccer, softball, men's and women's tennis, track & field, and volleyball. More information will become available in the coming months about where the other seven programs will compete in the future.

"The opportunity to join Conference USA is a very proud moment for our entire university," Director of Athletics, Community, and Campus Recreation Chrissi Rawak said. "With this step forward, we will continue to offer an incredible student-athlete experience and elevate the visibility of all that is remarkable about UD. We couldn't be more excited for the entire state of Delaware and how this will bring the 302 together."

All UD varsity programs will remain in the Coastal Athletic Association (CAA) through the 2024-2025 season, with all sports except football maintaining eligibility to compete for conference championships and NCAA postseason play.

"Thanks to our recently opened Whitney Athletic Center and improvements to Delaware Stadium and other facilities, we are confident that we have the infrastructure in place at UD to compete with the very best in college

football and simultaneously witness the growth of our other intercollegiate programs in the department," Rawak said. "UD Athletics continues to ascend, and Blue Hen football is prepared to take the next step and lead the way."

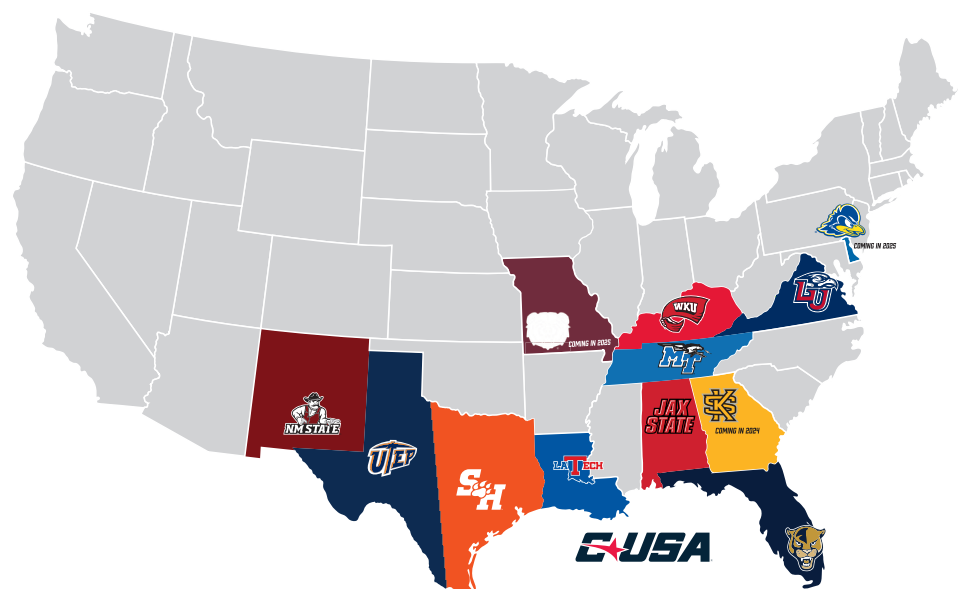
Delaware has posted its two best LEARFIELD Directors' Cup finishes since 1998 over the past two seasons, ranking 104th and 114th, respectively, with the 2021-22 ranking leading the CAA.

Last season alone, Delaware had five conference championships, a pair of NCAA victories, and two individual NCAA qualifiers. Other notable national accolades include regularly ranked football and men's lacrosse programs, and doubles pair in women's tennis. Nine Blue Hens garnered All-American honors in 2022-23, with six national player of the week awards.

Historically, the Blue & Gold have shown competitive excellence in all walks of athletics. The Hens boast an impressive 529 All-Americans, 137 conference titles, and 10 national championships in the University's storied history.

Conference USA is an NCAA Division I conference championing success in college athletics through dedicated leadership, dynamic partnership, and diverse membership. Founded in 1995 and based in Dallas, CUSA is home to nine schools: FIU, Jacksonville State, Liberty, Louisiana Tech, Middle Tennessee, New Mexico State, Sam Houston, UTEP, and WKU. Kennesaw State joins the league in 2024 and Delaware begins competition in 2025.

"Adding the University of Delaware is a tremendous opportunity for Conference USA as we strategically position ourselves for continued success," Conference USA Commissioner Judy MacLeod said. "We are excited to add the state's flagship university with its rich history in athletics and academics and look forward to our partnership with President Dennis Assanis, Director of Athletics Chrissi Rawak, and their leadership group."



2024-25 GAME-BY-GAME BREAKDOWNS

STARTERS BREAKDOWN

OPPONENT	G	G	G/F	F	F	LINEUP RECORD	RECORD
Bucknell	Pasha	Reilly	Timko	Lane	Camden	0-1	0-1
Robert Morris	Pasha	Reilly	Timko	Lane	Camden	1-1	1-1
at Iona	Pasha	Reilly	Timko	Lane	Camden	2-1	2-1
Bryant	Pasha	Reilly	Timko	Lane	Camden	2-2	2-2
vs Vermont	Allen	Reilly	Timko	Lane	Camden	0-1	2-3
vs Yale	Pasha	Reilly	Timko	Allen	Camden	1-0	3-3
at Rider	Pasha	Reilly	Timko	Allen	Camden	2-0	4-3
Delaware State	Pasha	Reilly	Timko	Allen	Camden	3-0	5-3
at Duquesne	Pasha	Reilly	Timko	Allen	Camden	3-1	5-4
Chestnut Hill	Pasha	Reilly	Timko	Lane	Camden	3-2	6-4
Misericordia	Middleton Jr.	Reilly	Timko	Lane	Camden	1-0	7-4
at Saint Peter's	Pasha	Reilly	Timko	Lane	Camden	3-3	7-5
at St. John's	Pasha	Reilly	Timko	Lane	Camden	3-4	7-6
at Northeastern	Pasha	Timko	Lane	Camden	H. Emory	0-1	7-7
Monmouth	Pasha	Timko	Lane	M. Emory	Camden	1-0	8-7
at NC A&T	Pasha	Reilly	Timko	Lane	Camden	4-4	9-7
at Hampton	Pasha	Reilly	Timko	Lane	Camden	4-5	9-8
Stony Brook	Pasha	Reilly	Timko	Lane	Camden	5-5	10-8
Elon	Pasha	Reilly	Timko	Lane	Camden	6-5	11-8
at Hofstra	Pasha	Reilly	Timko	Lane	Camden	6-6	11-9
at Drexel	Lane	Reilly	Timko	M. Emory	Camden	0-1	11-10
Towson	Pasha	Reilly	Timko	Lane	Camden	6-7	11-11
at Monmouth	Pasha	Timko	Lane	Camden	Kogbara	0-1	11-12
UNCW	Pasha	Middleton Jr.	M. Emory	Camden	Kogbara	0-1	11-13

William & Mary

at Towson

Campbell

Drexel

Hofstra

Charleston

at UNCW

*BOLD indicates first time using lineup | *BOLD indicates lineup change

START STATS

CAREER GAMES/STARTS

	GP	GS	Cons.
Timko	108	107	--
Lane	100	51	--
Allen	97	55	--
Reilly	79	49	--
Houser	62	26	--
Camden	62	24	24
Middleton Jr.	48	9	1
H. Emory	38	1	--
Jerome	29	--	--
Pasha	22	21	3
M. Emory	22	3	1
Kogbara	19	2	2
Moss	12	--	--
Baffone	9	--	--
McFadden	5	--	--

RECORD BY STARTS

	CAREER	24-25
Allen	23-32	3-2
Camden	11-13	11-13
H. Emory	0-1	0-1
M. Emory	1-2	1-2
Houser	5-25	--
Kogbara	0-2	0-2
Lane	28-24	8-10
Middleton Jr.	3-6	1-1
Pasha	10-11	10-11
Reilly	26-22	10-11
Timko	69-37	11-12

*BOLD indicates last game's starters

SCORING BREAKDOWN (DELAWARE/OPPONENT)

OPPONENT	-----LEAD TRENDS-----			-----POINTS BREAK-DOWN-----							-----BY CLASS-----				
	CHANGES	TIES	LARGEST	PAINT	2ND CH	FAST BRK	OFF TO	FT	STARTER	BENCH	FR.	SO.	JR.	SR.	GR.
Bucknell	1	5	12/12	34/38	4/5	4/11	11/12	11/17	64/75	9/10	3	5	8	37	20
Robert Morris	13	9	5/11	36/32	6/16	22/6	18/20	26/14	57/61	24/16	7	13	17	32	12
at Iona	3	4	14/2	24/32	9/18	18/11	14/14	13/10	43/28	21/30	11	2	11	36	4
Bryant	7	6	6/16	38/42	6/11	8/12	19/13	19/9	69/69	15/26	11	6	15	40	7
vs Vermont	6	6	4/12	30/28	0/6	11/17	13/17	17/16	49/67	22/8	20	0	20	26	5
vs Yale	5	3	18/4	24/48	5/17	21/7	2/13	26/25	94/78	6/16	17	0	29	47	13
at Rider	6	1	11/6	34/32	11/13	14/2	10/5	9/2	65/44	7/22	15	0	20	22	15
Delaware State	0	0	26/0	24/38	0/8	12/11	15/19	16/21	72/57	21/23	12	8	21	34	18
at Duquesne	7	4	7/14	28/32	14/23	6/6	9/15	13/22	40/60	26/20	10	4	10	34	8
Chestnut Hill	2	4	29/4	44/26	10/16	17/9	7/9	13/8	49/33	29/18	16	5	19	21	17
Misericordia	4	2	23/6	28/28	7/9	17/8	28/23	19/7	75/38	17/37	5	12	20	26	29
at Saint Peter's	9	4	7/10	26/30	2/11	13/7	7/7	18/14	57/46	7/26	18	0	12	33	1
at St. John's	5	1	2/23	40/56	8/13	16/15	18/16	4/11	70/60	6/37	10	2	6	49	9
at Northeastern	3	3	2/26	38/42	10/13	0/8	13/9	19/17	59/57	18/23	14	12	6	35	10
Monmouth	0	0	26/0	32/16	11/9	12/2	20/5	12/24	67/41	17/23	18	3	14	32	17
at NC A&T	5	3	20/3	50/46	6/5	26/16	9/15	20/18	82/69	16/9	34	2	15	39	8
at Hampton	2	1	3/18	50/32	2/20	27/10	17/8	7/18	70/44	7/39	14	2	20	30	11
Stony Brook	10	5	17/5	44/22	7/8	13/3	14/12	14/16	64/60	20/14	23	9	5	39	8
Elon	0	0	19/0	24/36	3/11	18/22	12/24	17/18	79/49	0/28	8	0	18	38	15
at Hofstra	3	1	3/28	16/42	2/4	3/4	8/9	10/4	53/66	15/27	11	0	8	31	16
at Drexel	6	2	4/13	26/32	2/11	14/0	11/12	7/6	42/47	12/20	0	0	21	19	14
Towson	15	11	6/10	38/36	12/13	15/16	9/21	8/15	56/54	10/22	15	2	7	30	12
at Monmouth	6	3	1/9	36/40	18/9	8/11	8/12	22/26	65/76	18/16	8	11	21	27	16
UNCW	3	2	3/17	34/42	5/15	5/8	16/18	6/7	55/52	12/25	21	16	7	23	0

William & Mary

at Towson

Campbell

Drexel

Hofstra

Charleston

at UNCW

LAST TIME A BLUE HEN...

Scored 25 Points.....	John Camden, 1/18/24 vs Elon (28)
Scored 30 Points.....	John Camden, 12/28/24 at St. John's (35)
Scored 40 Points.....	Davon Usher, 2/5/14 vs. Charleston (42)
Scored 50 Points.....	Liston Houston, 2/19/1910 vs. Lebanon Valley (52)
Two Players Scored 20 Points.....	1/9/25 at NC A&T - Izaiah Pasha (22) and John Camden (21)
Three Players Scored 20 Points.....	1/25/24 vs NC A&T - Jyáre Davis (22), Niels Lane (22), Gerald Drumgoole Jr. (21)
Five Players Scored 10 Points.....	1/11/25 at Hampton - John Camden (20), Cavan Reilly (18), Erik Timko (11), Izaiah Pasha (11), Niels Lane (10)
Six Players Scored 10 Points.....	11/8/23 vs Goldey-Beacom - Kobe Jerome (18), Christian Ray (15), Tyler Houser (14), Gerald Drumgoole Jr. (12), Jalun Trent (12), Cavan Reilly (11), Niels Lane (10)
Had 15 Rebounds.....	Jyáre Davis, 3/2/24 at Stony Brook (16)
Had 20 Rebounds.....	Jamelle Hagins, 11/28/12 @ Lafayette (23)
Had 10 Offensive Rebounds.....	Christian Ray, 1/25/24 vs NC A&T (10)
Had 10 Defensive Rebounds.....	John Camden, 1/9/25 at NC A&T (10)
Two Players Had 10 Rebounds.....	2/15/24 at Elon - Christian Ray (12) & Jyáre Davis (11)
Had a Double-Double in Points and Assists.....	Jalun Trent, 12/30/23 vs Princeton (16 pts, 11 ast)
Had a Double-Double in Points and Rebounds.....	Erik Timko 2/1/25 at Monmouth (16 pts, 10 rbs)
Had Back-to-Back Double-Doubles.....	Christian Ray, 2/22-2/26/24 vs Charleston & Drexel
Had Three Consecutive Double-Doubles.....	Jyáre Davis (4) 2/3-2/15/24
Had a Triple-Double (Two all-time).....	Ryan Iversen, 12/1/02 vs. LIU (12 pts, 17 reb, 11 ast)
Two Players Had Double-Doubles.....	2/15/24 at Elon Christian Ray (10 pts, 12 rbs) and Jyáre Davis (18 pts, 11 rbs)
Had Two Consecutive 30-Point Games.....	Jameer Nelson Jr., 2/18/23 and 2/23/23 (39, 30)
Made 10 Field Goals.....	John Camden, 12/28/24 at St. John's (13)
Attempted 25 Field Goals.....	Ryan Allen, 2/3/18 @ Elon (25)
Shot .750 From the Field (min. 10 att.).....	John Camden, 1/18/25 vs Elon (.818, 9-11)
Made 15 Free Throws.....	Kory Holden, 1/30/16 @ Towson (15)
Shot 1.000 From the Line (min. 10 att.).....	Jyáre Davis, 1/18/24 vs Stony Brook (12-12)
Made 7 Three-Pointers.....	John Camden, 12/28/24 at St. John's (9)
Attempted 15 Three-Pointers.....	Ryan Allen, 2/15/19 @ Towson (15)
Shot .750 From 3-Point Range (min. 5 att.).....	John Camden, 12/28/24 at St. John's (.818, 9-11)
Had 10 Assists.....	Jalun Trent, 12/30/23 vs Princeton (11)
Had 15 Assists.....	Mike Slattery, 2/1/03 vs. William & Mary (15)
Had Five Steals.....	Niels Lane, 12/17/24 vs Misericordia (5)
Scored 20 points in a half.....	John Camden, 12/28/24 at St. John's (25)
Led the Team in Points, Rebounds, and Assists.....	Izaiah Pasha, 2/6/25 vs UNCW (19 points, 5 rebounds, 5 assists)
Hit a Last Second Shot to Win a Game.....	Kevin Anderson, 1/23/20 vs. Hofstra (Layup, 0.3 seconds)

LAST TIME THE TEAM...

Won By 30 Points.....	3/9/24 vs Hampton, 80-50
Won By 40 Points.....	11/5/19 vs. Bridgewater, 97-51
Scored 100 Points.....	11/24/24 vs Yale, 100-94
Scored Under 50 Points.....	12/28/18 at Hofstra, 91-46
Scored Under 40 Points.....	1/16/07 at VCU, 60-39
Scored 50 Points in a Half.....	1/9/25 at NC A&T, 51 in second half
Scored 60 Points in a Half.....	2/24/22 vs. Charleston, 64 in the second half
Scored Under 20 Points in a Half.....	12/28/18 at Hofstra, 18 in the first half
Had a +20 Rebound Margin.....	12/10/24 vs. Chestnut Hill, +22 (58-36)
Had 50 Rebounds.....	12/10/24 vs. Chestnut Hill, 58
Had Less Than 25 Rebounds.....	1/25/25 at Drexel, 23
Had 20 Offensive Rebounds.....	12/31/12 vs. Rider, 22
Had Less Than 5 Offensive Rebounds.....	1/25/25 at Drexel, 3
Had 40 Defensive Rebounds.....	12/10/24 vs. Chestnut Hill, 44
Made 40 Field Goals.....	11/8/23 vs Goldey-Beacom, 43
Made Less Than 15 Field Goals.....	11/23/14 at Cal State Bakersfield, 12
Attempted 80 Field Goals.....	12/21/12 vs. Penn, 81
Attempted Less Than 40 Field Goals.....	2/11/16 vs. Drexel, 38
Shot .600 From the Field.....	2/10/22 vs. Northeastern, .600 (33-55)
Made 30 Free Throws.....	1/30/16 at Towson, 36
Made Less Than 5 Free Throws.....	12/28/24 at St. John's, 4-6
Attempted 40 Free Throws.....	1/30/16 at Towson, 45
Attempted Less Than 10 Free Throws.....	2/6/25 vs UNCW, 6-9
Shot .900 From the Line (min. 10 attempts).....	11/18/24 vs Bryant, 19-21
Made 10 Three Pointers.....	1/23/25 at Hofstra, 12
Made 15 Three Pointers.....	12/17/24 vs Misericordia, 15
Made No Three-Pointers.....	2/2/13 vs. UNCW, 0-11
Att. 25 Three-Pointers.....	1/23/25 at Hofstra, 31
Attempted Less Than 10 Three-Pointers.....	12/16/22 at Princeton, 8
Had 25 Assists.....	11/5/19 vs. Bridgewater, 25
Had Less Than 5 Assists.....	1/20/17 at UNC Greensboro, 4
Had 25 Turnovers.....	12/19/07 at Vermont, 28
Had Less Than 5 Turnovers.....	12/20/23, Rider, 4
Had 10 Blocks.....	11/7/22 vs. Wilmington, 12
Had No Blocks.....	2/1/25 at Monmouth
Had 15 Steals.....	12/1/05 at UMBC, 17
Had No Steals.....	12/2/23 at Ohio
Last Overtime Game.....	12/20/23 vs Rider - L, 88-85 OT
Last Overtime Victory at Home.....	1/17/21 vs. La Salle, 85-82
Last Overtime Victory on the Road.....	1/17/22 at Northeastern, 82-76

INDIVIDUAL GAME HIGHS

POINTS

John Camden	35 at St. John's
Erik Timko	30 vs Yale
John Camden	29 vs Misericordia
Cavan Reilly	28 vs Elon
Izaiah Pasha	27 vs Bryant
John Camden	23 vs Yale
Cavan Reilly	22 at NC A&T
Izaiah Pasha	21 at NC A&T
Erik Timko	20 vs Delaware State
Niels Lane	20 vs Vermont
John Camden	20 vs Bucknell
	20 at Duquesne
	20 at Saint Peter's
	20 vs Stony Brook
	20 at Northeastern
	20 at Hampton
	at Monmouth

REBOUNDS

John Camden	10 at NC A&T
Erik Timko	10 vs Bryant
Niels Lane	at Monmouth
	10 vs Elon

ASSISTS

Niels Lane	9 vs Misericordia
John Camden	7 vs Monmouth

STEALS

Niels Lane	5 vs Misericordia
	4 at Iona
Cavan Reilly	4 vs Stony Brook

BLOCKS

Macon Emory	3 vs Misericordia
Houston Emory	3 at Rider

FIELD GOALS MADE

John Camden	11 at St. John's
	10 vs Bryant
	9 vs Yale
	9 vs Elon

FIELD GOAL PERCENTAGE (MIN 5 MADE)

John Camden	.818 vs Elon (9-11)
Niels Lane	.800 at Duquesne (8-10)
Izaiah Pasha	.778 vs Vermont (7-9)
	.778 vs UNCW (7-9)
Niels Lane	.750 vs Towson (6-8)
Cavan Reilly	.727 at Hampton (8-11)
John Camden	.722 at St. John's (13-18)
Izaiah Pasha	.700 at Rider (7-10)

THREE-POINT FIELD GOALS MADE

John Camden	9 at St. John's
	7 vs Yale
Erik Timko	6 vs Misericordia
Cavan Reilly	5 vs Yale
Erik Timko	5 vs Delaware State
	5 vs Monmouth

3PT FIELD GOAL PERCENTAGE (MIN 2 MADE)

Tahron Allen	1.000 at Iona (2-2)
Izaiah Pasha	1.000 vs Vermont (2-2)
	1.000 vs UNCW (2-2)

FREE THROWS MADE

John Camden	9 vs Vermont
Niels Lane	9 vs Bryant

FREE THROW PERCENTAGE (MIN 7 MADE)

John Camden	1.000 vs Vermont (9-9)
Cavan Reilly	1.000 vs Yale (8-8)
Erik Timko	1.000 vs Misericordia (7-7)

DELAWARE HIGHS AND LOWS

GAME HIGHS

2024-25

INGELSBY ERA

POINTS	100 (11/24 vs Yale)	101 (11/8/23 vs Goldey-Beacom)
FIRST-HALF POINTS	51 (1/4 vs Monmouth)	56 (3/22/18 @ Drexel)
SECOND-HALF POINTS	53 (11/24 vs Yale)	64 (2/24/22 vs. Charleston)
FG MADE	35 (1/9 at NC A&T)	43 (11/8/23 vs Goldey-Beacom)
FG ATTEMPTS	68 (11/18 vs Bryant)	74 (11/8/23 vs Goldey-Beacom)
FG PERCENTAGE	.577 (12/3 vs Delaware State)	.610 (25-41, 11/22/21 vs. Appalachian State)
3FG MADE	17 (12/3 vs Delaware State)	17 (12/3/24 vs Delaware State)
3FG ATTEMPTS	38 (12/17 vs Misericordia)	38, twice (12/17 vs Misericordia)
3FG PERCENTAGE	.548 (12/3 vs Delaware State)	.652 (15-23, 12/2/18 @ Columbia)
FT MADE	26, twice (11/24 vs Yale)	29 (11/2/21 vs. La Salle)
FT ATTEMPTS	32 (11/7 vs Robert Morris)	39 (2/17/22 @ Elon)
FT PERCENTAGE	.905 (11/18 vs Bryant)	1.000, six times (2/4 vs. Charleston 16-16)
REBOUNDS	58 (12/10 vs Chestnut Hill)	58 (12/10/24 vs Chestnut Hill)
ASSISTS	24 (12/3 vs Delaware State)	25 (11/5/19 vs. Bridgewater)
STEALS	11 (12/17 vs Misericordia)	13, twice (2/24/22 vs. Charleston)
BLOCKED SHOTS	7 (12/10 vs Chestnut Hill)	12 (11/7/22 vs. Wilmington)
TURNOVERS	16, five times (1/30 vs Towson)	23 (11/10/18 @ Saint Peter's)

GAME LOWS

2024-25

INGELSBY ERA

POINTS	54 (1/25 at Drexel)	46 (12/28/18 @ Hofstra)
FIRST-HALF POINTS	29 (12/28 at St. John's)	18, twice (12/28/18 @ Hofstra)
SECOND-HALF POINTS	22 (1/25 at Drexel)	19 (1/27/22 @ Towson)
FG MADE	20 (12/20 at Saint Peter's)	16, four times
FG ATTEMPTS	47 (12/20 at Saint Peter's)	40, twice (11/24/21 vs. Fordham)
FG PERCENTAGE	.373 (11/12 at Iona)	.262 (16-61, 12/28/18 @ Hofstra)
3FG MADE	5, twice (1/25 at Drexel)	1, twice (3/4/18 vs. Northeastern)
3FG ATTEMPTS	15 (11/7 vs Robert Morris)	10 (12/11 vs. Siena)
3FG PERCENTAGE	.226 (12/10 vs Chestnut Hill)	.071 (1-14, 3/4/18 vs. Northeastern)
FT MADE	4 (12/28 at St. John's)	2 (12/2/21 @ Delaware State)
FT ATTEMPTS	6 (12/28 at St. John's)	3 (12/1/22 vs. Cornell)
FT PERCENTAGE	.611 (11/4 vs Bucknell)	.333, three times
REBOUNDS	21 (1/11 at Hampton)	17 (2/24/22 vs. Charleston)
ASSISTS	8, twice (11/12 at Iona)	4 (11/20/17 @ UNC Greensboro)
STEALS	2 (12/6 at Duquesne)	0, five times
BLOCKED SHOTS	0, twice (2/1 at Monmouth)	0, 13 times (2/1/25 at Monmouth)
TURNOVERS	6, twice (1/11 at Hampton)	2, (1/19/19 vs. Towson)

DELAWARE PLAYER HIGHS IN THE MARTIN INGELSBY ERA

Points39, Jameer Nelson Jr.2/18/23 vs. UNCW	FG Attempts25, Ryan Allen2/3/18 @ Elon	3FG Attempts15, Ryan Allen2/14/19 @ Towson
Rebounds19, Dylan Painter1/15/21 vs. Hofstra11/23/21 @ UNC Wilmington	FG Pct1.000, Skye Johnson (min. 5 att) ..11/27/16 vs. Bryn Athyn (7-7)1.000, Dylan Painter2/1/20 vs. Drexel (7-7)	3FG Pct.1.000, Kobe Jerome (min. 5 att) 11/8/23 vs Goldey-Beacom (6-6)
Assists11, Jalun Trent12/30/23 vs. Princeton1.000, Eric Carter3/3/18 vs. Elon (5-5)1.000, Dylan Painter3/8/20 vs. Charleston (5-5)	FT Made13, Anthony Mosley12/17/16 @ Seton Hall
Blocks6, Dylan Painter1/20/22 vs. William & MaryAndrew Carr3/18/22 vs. Villanova (5-5)	FT Attempts16, Jameer Nelson Jr.12/7/22 vs. Delaware State
Steals8, Jameer Nelson Jr.2/24/22 vs. Charleston	3FG Made9, John Camden12/29/24 at St. John's	FT Pct1.000, Jyáre Davis (min. 10 att) 1/18/24 vs Stony Brook (12-12)
FG Made14, Justyn Mutts1/23/20 @ Hofstra9, Ithiel Horton1/10/19 @ UNC Wilmington1.000, Nate Darling2/15/20 @ William & Mary (11-11)

OPPONENT HIGHS AND LOWS

GAME HIGHS

2024-25

INGELSBY ERA

POINTS	97 (12/28 at St. John's)	108 (UNC Wilmington, 2/4/17)
FIRST-HALF POINTS	48 (12/28 at St. John's)	58 (Northeastern, 1/5/17)
SECOND-HALF POINTS	53 (12/3 vs Delaware State)	56 (Drexel, 3/22/18)
FG MADE	39 (12/28 at St. John's)	39, twice (12/28/24 at St. John's)
FG ATTEMPTS	74 (12/10 vs Chestnut Hill)	76, twice (Goldey-Beacom 11/8/23, Towson, 2/14/19)
FG PERCENTAGE	.609 (12/28 at St. John's)	.692 (UNC Wilmington, 2/4/17, 36-52)
3FG MADE	13 (1/23 at Hofstra)	21, twice (UNCW, 2/4/17)
3FG ATTEMPTS	27, four times (1/23 at Hofstra)	41 (Salem, 12/5/20)
3FG PERCENTAGE	.667 (12/28 at St. John's)	.727 (2/16 at Towson, 16-22)
FT MADE	26 (2/1 at Monmouth)	26, twice (2/1/25 at Monmouth)
FT ATTEMPTS	30 (11/24 vs Yale)	36 (Elon, 2/25/17)
FT PERCENTAGE	.929 (2/1 at Monmouth)	1.000, four times (1/14/24 at UNCW)
REBOUNDS	58 (11/12 at Iona)	58, (11/12 at Iona)
ASSISTS	23 (12/28 at St. John's)	29 (Northeastern, 11/5/17)
STEALS	12 (12/10 vs Chestnut Hill)	13, four times (2/16/24 at Elon)
BLOCKED SHOTS	11 (2/1 at Monmouth)	11, twice (2/1/25 at Monmouth)
TURNOVERS	19 (12/17 vs Misericordia)	24 (Charleston, 2/24/22)

GAME LOWS

2024-25

INGELSBY ERA

POINTS	51 (12/10 vs Chestnut Hill)	40 (Wilmington, 11/18/18)
FIRST-HALF POINTS	18 (11/12 at Iona)	15 (Bradley, 11/13/16)
SECOND-HALF POINTS	23 (12/10 vs Chestnut Hill)	20 (Wilmington, 11/18/18)
FG MADE	17 (1/4 vs Monmouth)	16, four times
FG ATTEMPTS	52 (1/4 vs Monmouth)	45, four times (2/25/23 at Elon)
FG PERCENTAGE	.257 (12/10 vs Chestnut Hill)	.257 (12/10/24 vs Chestnut Hill, 19-74)
3FG MADE	4 (11/12 at Iona)	1 (Delaware State, 12/2/16)
3FG ATTEMPTS	12, twice (12/28 at St. John's)	8 (2/2/23 at Monmouth)
3FG PERCENTAGE	.182 (11/12 at Iona)	.67 (Delaware State, 12/2/16, 1-15)
FT MADE	2 (11/30 at Rider)	1 (2/16 at Towson)
FT ATTEMPTS	3 (11/30 at Rider)	2 (Lafayette, 12/8/21)
FT PERCENTAGE	.455 (11/12 at Iona)	.200 (2/16/23 at Towson, 1-5)
REBOUNDS	27 (1/16 vs Stony Brook)	18 (Appalachian State, 11/22/21)
ASSISTS	6, four times (1/30 vs Towson)	3 (Drexel, 3/6/22)
STEALS	2 (11/30 at Rider)	0 (Towson, 1/9/19)
BLOCKED SHOTS	1, five times (1/18 vs Elon)	0, 21 times (2/17/24 at NC A&T)
TURNOVERS	5 (1/23 at Hofstra)	3 (12/2/23 at Ohio)

DELAWARE INDIVIDUAL SINGLE GAME RECORDS

Points52, Liston Houston2/19/1910 vs. Lebanon Valley	FG Attempts35, Nate Cloud2/18/61 vs. Muhlenberg	FT Made19, Jawan Carter11/21/09 vs. Penn19, Jarvis Threatt1/5/13 at Old Dominion
Rebounds31, Jack Waddington1/4/56 vs. Rutgers	FG Pct1.000, Oscar Jones (min. 10 att)12/8/82 vs. Loyola (10-10)1.000, Alex Coles1/23/91 vs. UMBC (10-10)	FT Attempts26, Jawan Carter11/21/09 vs. Penn
Assists17, John Staudenmayer2/6/82 vs. Lehigh	3FG Made9, John Camden12/29/24 at St. John's9, Ithiel Horton1/10/19 @ UNC Wilmington	FT Pct1.000, 10 times (min. 10 att)most is 14-14
Blocks9, Ndongo Ndiaye12/2/99 vs. Colgate	3FG Attempts15, Ryan Allen2/14/19 @ Towson	
Steals8, Jameer Nelson Jr.2/24/22 vs. Charleston8, Taurence Chisholm1/16/85 vs. Bucknell	3FG Pct1.000, Kobe Jerome (min. 6 att)11/8/23 vs. Goldey Beacom (6-6)	
FG Made25, Liston Houston2/19/1910 vs. Lebanon Valley		

2024-25 OVERALL STATISTICS

Game Records

Record	Overall	Home	Away	Neutral
ALL GAMES	11-13	7-4	3-8	1-1
CONFERENCE	4-7	3-2	1-5	0-0
NON-CONFERENCE	7-6	4-2	2-3	1-1

Score by Periods

Team	1st	2nd	OT	TOT
Delaware	944	907	0	1851
Opponents	880	986	0	1866

Team Box Score

No.	Player				Total		3-Point		F-Throw		Rebounds													
		GP-GS	MIN	AVG	FG-FGA	FG%	3FG-3FGA	3FG%	FT-FTA	FT%	OFF	DEF	TOT	AVG	PF	DQ	A	TO	BLK	STL	PTS	AVG		
2	CAMDEN, John	24-24	797:23	33.2	134-281	.477	63-144	.438	77-99	.778	20	104	124	5.2	43	1	49	32	11	26	408	17.0		
4	LANE, Niels	21-18	645:55	30.8	114-223	.511	17-46	.370	44-56	.786	23	74	97	4.6	47	1	51	58	15	27	289	13.8		
20	TIMKO, Erik	23-23	725:35	31.5	85-190	.447	44-106	.415	71-82	.866	15	86	101	4.4	46	1	43	24	6	13	285	12.4		
3	REILLY, Cavan	21-21	686:24	32.7	88-182	.484	41-114	.360	38-45	.844	12	53	65	3.1	48	0	34	27	3	22	255	12.1		
1	PASHA, Izaiah	22-21	598:24	27.2	85-171	.497	10-33	.303	61-78	.782	20	62	82	3.7	44	0	67	56	12	11	241	11.0		
7	ALLEN, Tahron	13-5	226:21	17.4	30-71	.423	10-22	.455	10-15	.667	4	15	19	1.5	21	0	13	8	1	9	80	6.2		
13	MIDDLETON JR., Trent	21-2	389:45	18.6	39-98	.398	8-36	.222	25-30	.833	9	48	57	2.7	41	2	40	21	3	17	111	5.3		
5	EMORY, Macon	22-3	341:09	15.5	27-76	.355	14-49	.286	9-12	.750	17	50	67	3.0	50	1	11	14	15	12	77	3.5		
00	MOSS, Gabe	13-0	104:08	8.0	20-33	.606	0-0	.000	4-9	.444	7	7	14	1.1	19	0	2	5	2	2	44	3.4		
8	KOGBARA, Kevin	19-2	133:19	7.0	15-41	.366	2-7	.286	1-2	.500	13	27	40	2.1	19	0	10	17	2	3	33	1.7		
15	EMORY, Houston	14-1	94:55	6.8	5-14	.357	0-0	.000	5-11	.455	7	15	22	1.6	20	1	3	11	6	4	15	1.1		
11	JEROME, Kobe	8-0	40:17	5.0	3-10	.300	1-8	.125	0-1	.000	0	2	2	0.3	1	0	6	1	0	1	7	0.9		
10	BAFFONE, Brandon	5-0	09:19	1.9	1-3	.333	1-2	.500	0-0	.000	0	1	1	0.2	0	0	0	0	0	0	3	0.6		
12	MCFADDEN, Alex	5-0	07:08	1.4	1-2	.500	0-1	.000	1-1	1.000	0	0	0	0.0	1	0	0	1	0	0	3	0.6		
Team											41	61	102					12						
Total		24	4800		647-1395	.464	211-568	.371	346-441	.785	188	605	793	33.0	400	7	329	287	76	147	1851	77.1		
Opponents		24	4800		671-1507	.445	179-507	.353	345-469	.736	292	613	905	37.7	380	6	302	262	79	148	1866	77.8		

Team Statistics

	UD	OPP
Scoring	1851	1866
Points per game	77.1	77.8
Scoring margin	-0.6	-
Field goals-att	647-1395	671-1507
Field goal pct	.464	.445
3 point fg-att	211-568	179-507
3-point FG pct	.371	.353
3-pt FG made per game	8.8	7.5
Free throws-att	346-441	345-469
Free throw pct	.785	.736
F-Throws made per game	14.4	14.4
Rebounds	793	905
Rebounds per game	33.0	37.7
Rebounding margin	-4.7	-
Assists	329	302
Assists per game	13.7	12.6
Turnovers	287	262
Turnovers per game	12.0	10.9
Turnover margin	-1.0	-
Assist/turnover ratio	1.1	1.2
Steals	147	148
Steals per game	6.1	6.2
Blocks	76	79
Blocks per game	3.2	3.3
Winning streak	0	-
Home win streak	0	-
Attendance	22386	19857
Home games-Avg/Game	11-2035	11-1805
Neutral site-Avg/Game	-	2-1562

Team Results

Date	Opponent		Score	Att.
11/04/2024	Bucknell	L	73-85	1775
11/07/2024	Robert Morris	W	81-77	1402
11/12/2024	at Iona	W	64-58	2028
11/18/2024	Bryant	L	84-85	2384
11/23/2024	vs Vermont	L	71-75	0
11/24/2024	vs Yale	W	100-94	3124
11/30/2024	at Rider	W	72-66	1328
12/03/2024	Delaware St.	W	93-80	2104
12/06/2024	at Duquesne	L	66-80	2033
12/10/2024	Chestnut Hill	W	78-51	1609
12/17/2024	Misericordia	W	92-75	3202
12/20/2024	at Saint Peter's	L	64-72	495
12/28/2024	at St. John's (NY)	L	76-97	5602
01/02/2025	at Northeastern	L	77-80	602
01/04/2025	Monmouth	W	84-64	1981
01/09/2025	at N.C. A&T	W	98-88	708
01/11/2025	at Hampton	L	77-83	527
01/16/2025	Stony Brook	W	84-74	1443
01/18/2025	Elon	W	79-77	2262
01/23/2025	at Hofstra	L	68-93	1502
01/25/2025	at Drexel	L	54-67	2446
01/30/2025	Towson	L	66-76	2193
02/01/2025	at Monmouth	L	83-92	2586
02/06/2025	UNCW	L	67-77	2031

2024-25 CAA ONLY STATISTICS

Game Records

Record	Overall	Home	Away	Neutral
ALL GAMES	4-7	3-2	1-5	0-0
CONFERENCE	4-7	3-2	1-5	0-0
NON-CONFERENCE	0-0	0-0	0-0	0-0

Score by Periods

Team	1st	2nd	OT	TOT
Delaware	431	406	0	837
Opponents	417	454	0	871

Team Box Score

No.	Player				Total		3-Point		F-Throw		Rebounds													
		GP-GS	MIN	AVG	FG-FGA	FG%	3FG-3FGA	3FG%	FT-FTA	FT%	OFF	DEF	TOT	AVG	PF	DQ	A	TO	BLK	STL	PTS	AVG		
2	CAMDEN, John	11-11	390:14	35.5	66-133	.496	28-63	.444	34-43	.791	8	53	61	5.5	22	0	24	19	6	11	194	17.6		
4	LANE, Niels	9-9	302:40	33.6	55-110	.500	4-19	.211	10-13	.769	15	31	46	5.1	22	1	26	23	3	10	124	13.8		
20	TIMKO, Erik	10-10	324:45	32.5	38-86	.442	22-48	.458	29-35	.829	5	35	40	4.0	23	1	22	9	2	9	127	12.7		
3	REILLY, Cavan	8-8	280:08	35.0	37-73	.507	13-38	.342	11-13	.846	2	19	21	2.6	22	0	16	8	1	13	98	12.3		
1	PASHA, Izaiah	10-10	268:03	26.8	36-68	.529	5-11	.455	36-47	.766	9	21	30	3.0	20	0	26	22	2	8	113	11.3		
7	ALLEN, Tahron	4-0	75:37	18.9	9-22	.409	2-7	.286	5-6	.833	3	3	6	1.5	6	0	2	1	0	0	25	6.3		
13	MIDDLETON JR., Trent	10-1	207:05	20.7	22-59	.373	3-18	.167	10-12	.833	6	27	33	3.3	22	2	24	9	1	10	57	5.7		
5	EMORY, Macon	11-3	196:21	17.8	18-41	.439	11-28	.393	3-5	.600	9	30	39	3.5	29	0	5	9	7	8	50	4.5		
8	KOGBARA, Kevin	9-2	79:57	8.9	11-28	.393	1-4	.250	1-2	.500	7	15	22	2.4	7	0	4	9	1	1	24	2.7		
00	MOSS, Gabe	8-0	53:18	6.7	9-19	.474	0-0	.000	2-5	.400	4	3	7	0.9	7	0	2	3	2	2	20	2.5		
12	MCFADDEN, Alex	3-0	04:05	1.4	1-2	.500	0-1	.000	1-1	1.000	0	0	0	0.0	0	0	0	0	0	0	3	1.0		
11	JEROME, Kobe	3-0	10:56	3.6	1-4	.250	0-3	.000	0-0	.000	0	0	0	0.0	0	0	1	0	0	0	2	0.7		
15	EMORY, Houston	1-1	02:48	2.8	0-0	.000	0-0	.000	0-0	.000	1	0	1	1.0	0	0	0	0	0	0	0	0.0		
10	BAFFONE, Brandon	3-0	04:05	1.4	0-0	.000	0-0	.000	0-0	.000	0	0	0	0.0	0	0	0	0	0	0	0	0.0		
Team											14	26	40					5						
Total		11	2200		303-645	.470	89-240	.371	142-182	.780	83	263	346	31.5	180	4	152	117	25	72	837	76.1		
Opponents		11	2200		311-670	.464	80-230	.348	169-221	.765	125	281	406	36.9	161	2	131	111	46	63	871	79.2		

Team Statistics

	UD	OPP
Scoring	837	871
Points per game	76.1	79.2
Scoring margin	-3.1	-
Field goals-att	303-645	311-670
Field goal pct	.470	.464
3 point fg-att	89-240	80-230
3-point FG pct	.371	.348
3-pt FG made per game	8.1	7.3
Free throws-att	142-182	169-221
Free throw pct	.780	.765
F-Throws made per game	12.9	15.4
Rebounds	346	406
Rebounds per game	31.5	36.9
Rebounding margin	-5.5	-
Assists	152	131
Assists per game	13.8	11.9
Turnovers	117	111
Turnovers per game	10.6	10.1
Turnover margin	-0.5	-
Assist/turnover ratio	1.3	1.2
Steals	72	63
Steals per game	6.5	5.7
Blocks	25	46
Blocks per game	2.3	4.2
Winning streak	0	-
Home win streak	0	-
Attendance	9910	8371
Home games-Avg/Game	5-1982	6-1395
Neutral site-Avg/Game	-	0-0

Team Results

Date	Opponent		Score	Att.
01/02/2025	at Northeastern	L	77-80	602
01/04/2025	Monmouth	W	84-64	1981
01/09/2025	at N.C. A&T	W	98-88	708
01/11/2025	at Hampton	L	77-83	527
01/16/2025	Stony Brook	W	84-74	1443
01/18/2025	Elon	W	79-77	2262
01/23/2025	at Hofstra	L	68-93	1502
01/25/2025	at Drexel	L	54-67	2446
01/30/2025	Towson	L	66-76	2193
02/01/2025	at Monmouth	L	83-92	2586
02/06/2025	UNCW	L	67-77	2031

**TEAM NATIONAL RANKINGS**
THROUGH GAMES PLAYED 2/6

Statistic	National Rank	Conference Rank	Value	National Leader	Value	Conference Leader	Value
Assist/Turnover Ratio (355 ranked)	183	7	1.15	Gonzaga	2.00	William & Mary	1.39
Assists Per Game (355 ranked)	180	5	13.7	Gonzaga	19.5	William & Mary	17.2
Bench Points per game (355 ranked)	325	11	14.79	Hampton	39.50	Hampton	39.50
Blocks Per Game (355 ranked)	199	10	3.2	Auburn	7.0	Northeastern	4.7
Effective FG pct (355 ranked)	71	2	0.539	Cornell	0.600	William & Mary	0.550
Fastbreak Points (355 ranked)	48	2	13.42	Milwaukee	18.42	William & Mary	15.08
Field Goal Percentage (355 ranked)	96	2	46.4	Cornell	51.3	UNCW	46.7
Field Goal Percentage Defense (355 ranked)	235	10	44.5	Tennessee	36.3	Hofstra	38.3
Fouls Per Game (355 ranked)	167	9	16.7	Creighton	10.6	Elon	12.8
Free Throw Attempts Per Game (355 ranked)	222	8	18.4	Winthrop	30.0	UNCW	23.5
Free Throw Percentage (355 ranked)	13	1	78.5	Wisconsin	84.1	Delaware	78.5
Free Throws Made Per Game (355 ranked)	141	6	14.4	Winthrop	19.9	UNCW	17.3
Rebound Margin (355 ranked)	331	13	-4.7	Milwaukee	11.5	Elon	8.5
Rebounds (Defensive) Per Game (355 ranked)	151	7	25.21	Illinois	31.43	Elon	27.88
Rebounds (Offensive) Per Game (355 ranked)	337	14	7.83	Texas A&M	16.36	Elon	13.63
Rebounds Per Game (355 ranked)	303	13	33.04	Illinois	45.30	Elon	41.50
Scoring Defense (355 ranked)	318	13	77.8	Houston	56.9	Towson	65.5
Scoring Margin (355 ranked)	249	11	-0.6	Duke	20.7	UNCW	10.3
Scoring Offense (355 ranked)	100	4	77.1	Alabama	90.2	UNCW	80.1
Steals Per Game (355 ranked)	256	9	6.1	UTEP	11.0	Hampton	7.5
Three Point Attempts Per Game (355 ranked)	141	6	23.7	North Florida	35.3	William & Mary	30.5
Three Point Percentage (355 ranked)	44	1	37.1	Memphis	40.3	Delaware	37.1
Three Point Percentage Defense (355 ranked)	286	12	35.3	Tennessee	26.7	Campbell	28.0
Three Pointers Per Game (355 ranked)	87	2	8.8	North Florida	12.8	William & Mary	10.5
Turnover Margin (355 ranked)	259	10	-1.0	Marquette	7.4	Campbell	3.1
Turnovers Forced Per Game (355 ranked)	279	10	10.92	UTEP	17.68	Campbell	13.54
Turnovers Per Game (355 ranked)	187	9	12.0	Marquette Ole Miss	8.9 8.9	Towson	9.3
Winning Percentage (355 ranked)	225	10	45.8	Auburn	95.5	UNCW	79.2



INDIVIDUAL NATIONAL RANKINGS

THROUGH GAMES PLAYED 2/6

Statistic	Player	National Rank	Conference Rank	Value	National Leader	Value	Conference Leader	Value
Assist/Turnover Ratio (350 ranked)					CJ Fulton, Col. of Charleston	4.74	CJ Fulton, Col. of Charleston	4.74
Assists (345 ranked)					Ryan Nembhard, Gonzaga	238	CJ Fulton, Col. of Charleston	147
Assists Per Game (349 ranked)	Izaiah Pasha	341	9	3.0	Ryan Nembhard, Gonzaga	9.9	CJ Fulton, Col. of Charleston	6.4
Blocks (328 ranked)					Gabe Dynes, Youngstown St.	78	Collin Metcalf, Northeastern	57
Blocks Per Game (349 ranked)					Gabe Dynes, Youngstown St.	3.12	Matthew Van Komen, Elon	2.39
Double Doubles (290 ranked)					Maxime Raynaud, Stanford	19	Ante Brzovic, Col. of Charleston Sam Sherry, Elon	7 7
Field Goal Attempts (343 ranked)	John Camden	161	8	281	Abdi Bashir Jr., Monmouth	436	Abdi Bashir Jr., Monmouth	436
Field Goal Percentage (344 ranked)	Niels Lane John Camden	86 161	2 6	51.1 47.7	Daniel Batcho, Louisiana Tech	70.2	Ante Brzovic, Col. of Charleston	55.3
Field Goals (342 ranked)	John Camden Niels Lane	117 312	5 15	134 114	Terrence Brown, FDU Taje' Kelly, Charleston So.	179 179	Ante Brzovic, Col. of Charleston	177
Free Throw Attempts (349 ranked)	John Camden	249	12	99	Aniwaniwa Tait-Jones, UC San Diego	199	Madison Durr, Monmouth	165
Free Throw Percentage (340 ranked)	Erik Timko Izaiah Pasha John Camden	57 261 272	5 15 16	86.6 78.2 77.8	Steven Ashworth, Creighton	97.6	Abdi Bashir Jr., Monmouth	90.7
Free Throws (350 ranked)	John Camden Erik Timko	205 295	11 17	77 71	Aniwaniwa Tait-Jones, UC San Diego	161	Madison Durr, Monmouth	131
Minutes Per Game (350 ranked)	John Camden Cavan Reilly Erik Timko	163 216 320	9 13 21	33:13 32:41 31:33	Bennett Stirtz, Drake	38:38	Rashad King, Northeastern	35:57
Points (348 ranked)	John Camden	68	4	408	Eric Dixon, Villanova	523	Abdi Bashir Jr., Monmouth	508
Points Per Game (985 ranked)	John Camden Niels Lane Erik Timko Cavan Reilly Izaiah Pasha	115 395 589 637 841	6 20 29 31 38	17.0 13.8 12.4 12.1 11.0	Eric Dixon, Villanova	23.8	Abdi Bashir Jr., Monmouth	21.2
Rebounds (348 ranked)					Carson Towt, Northern Ariz.	311	Ante Brzovic, Col. of Charleston Michael Graham, Hofstra	202 202
Rebounds (Defensive) Per Game (350 ranked)	John Camden	290	16	4.33	Carson Towt, Northern Ariz.	9.50	Ante Brzovic, Col. of Charleston	7.00
Rebounds (Offensive) Per Game (349 ranked)					Oscar Cluff, South Dakota St.	4.30	Matthew Van Komen, Elon	3.57
Rebounds Per Game (350 ranked)					Carson Towt, Northern Ariz.	13.0	Nikolaos Chitikoudis, N.C. A&T	9.0
Steals (328 ranked)					Hayden Gray, UC San Diego	81	Nolan Dorsey, Campbell	38
Steals Per Game (347 ranked)					Hayden Gray, UC San Diego	3.52	Nolan Dorsey, Campbell	1.58
Three Point Attempts (349 ranked)	John Camden	132	7	144	Abdi Bashir Jr., Monmouth Robert Davis Jr., Old Dominion	232 232	Abdi Bashir Jr., Monmouth	232
Three Point Percentage (124 ranked)	John Camden	21	3	43.8	Cole Anderson, UC Santa Barbara	53.6	Kobe MaGee, Drexel	45.2
Three Pointers Per Game (350 ranked)	John Camden Cavan Reilly Erik Timko	91 313 335	7 12 16	2.63 1.95 1.91	Abdi Bashir Jr., Monmouth	3.83	Abdi Bashir Jr., Monmouth	3.83
Total 3-point FGM (349 ranked)	John Camden Erik Timko	61 306	6 14	63 44	Abdi Bashir Jr., Monmouth	92	Abdi Bashir Jr., Monmouth	92
Triple Doubles (2 ranked)					Sean Smith, Western Ill.	2		

2024-25 BOX SCORES

GAME 1 - BUCKNELL 85, DELAWARE 73



Official Basketball Box Score - Final
Bucknell at Delaware
11/04/24 Bob Carpenter Center, Newark
2024-25 Men's Basketball

Game Time: 6:30 PM
Game Duration: 2:07
Attendance: 1,775

Officials: Phil Salluzzo Jr., Brandon Cruz, David Powell

Bucknell - 85

Record: 1-0

NO. Name		Min	FG M-A	3P M-A	FT M-A	Rebounds OR DR TOT	Fouls PF FD	TP	AS	TO	ST	Blocks BS BA	+/-
1 Ian Motta	F	23:44	7-11	2-2	2-3	2 3 5	2 2	18	1	3	0	0	1 -2
22 Ruot Bijik	F	21:53	2-4	2-3	0-0	0 4 4	1 2	6	1	0	0	2 0 3	
3 Noah Williamson	C	24:13	6-8	1-1	6-10	0 12 12	4 7	19	1	4	1	0 0 16	
5 Elvin Edmonds IV	G	29:11	5-8	0-2	4-4	0 7 7	2 2	14	5	4	0	0 1 11	
13 Josh Bascoe	G	33:41	6-11	4-4	2-2	1 1 2	2 3	18	1	4	3	0 1 15	
3 Jayden Williams		11:18	1-4	0-2	1-2	0 0 0	1 4	3	2	1	2	0 1 3	
23 Pip Ajayi		09:45	0-1	0-0	0-4	1 1 2	0 0	1	0	0	0	0 -2	
10 Brandon McCreesh		23:42	1-4	1-4	0-0	0 1 1	2 0	3	2	0	0	0 0 12	
24 Achille Spadone		22:33	1-4	0-1	2-2	0 1 1	3 2	4	0	0	0	0 1 4	
Team						2 4 6		0	0				
Totals			29-55	10-19	17-27	6 34 40	17 24	85	14	16	6	2 5 12	

Technical Fouls: NONE

Shooting By Period		
1 st FG%	13.25	52.0%
3PT%	5-10	50.0%
FT%	6-13	46.2%
2 nd FG%	16.30	53.3%
3PT%	5-9	55.6%
FT%	11-14	78.6%
GM FG%	29-55	52.7%
3PT%	10-19	52.6%
FT%	17-27	63.0%
Dead Ball Rebounds: 6, 0		

Delaware - 73

Record: 0-1

NO. Name	Min	FG M-A	3P M-A	FT M-A	Rebounds OR DR TOT	Fouls PF FD	TP	AS	TO	ST	Blocks BS BA	+/-
2 John Camden	F 27:39	8-15	2-5	1-2	3 0 3	5 3	19	1	3	1	2 2 7	
1 Izaiah Pasha	G 23:03	1-8	0-2	1-2	0 4 4	1 1	3	2	4	1	2 0 -4	
3 Cavan Reilly	G 28:20	2-6	1-5	1-2	0 0 0	3 2	6	1	0	0	0 0 -12	
4 Niels Lane	G 33:27	6-9	2-3	2-2	0 5 5	2 1	16	1	2	0	0 0 -10	
20 Erik Timko	G 30:50	7-11	2-5	4-5	0 4 4	2 4	20	2	1	0	1 0 -9	
7 Tahron Allen	18:05	1-6	0-1	0-0	0 3 3	0 0	2	1	1	1	0 0 -17	
8 Kevin Kogbara	03:35	0-0	0-0	0-0	0 0 0	4 0	0	1	1	1	0 0 -3	
13 Trent Middleton Jr.	24:11	1-7	1-5	2-2	0 3 3	2 2	5	4	1	2	0 0 -15	
00 Gabe Moss	06:19	0-1	0-0	0-2	1 2 3	2 1	0	0	0	0	0 0 -4	
15 Houston Emory	04:31	1-1	0-0	0-1	1 0 1	3 3	2	0	1	2	0 0 -1	
Team					3 3 6		0	0				
Totals		27-64	8-26	11-18	8 24 32	24 17	73	13	14	8	5 2 -12	

Technical Fouls: NONE

Shooting By Period		
1 st FG%	17.32	53.1%
3PT%	7-14	50.0%
FT%	5-11	45.5%
2 nd FG%	10.32	31.3%
3PT%	1-12	8.3%
FT%	6-7	85.7%
GM FG%	27-64	42.2%
3PT%	8-26	30.8%
FT%	11-18	61.1%
Dead Ball Rebounds: 2, 0		

	BUCK	DEL
Biggest lead	12 (2 nd 0:15)	12 (1 st 12:07)
Best Scoring Run	12 (2 nd 0:15)	6 (1 st 18:43)
Lead Changes	1	
Times Tied	5	
Time with Lead	02:38	33:22

Points from	BUCK	DEL
Turnovers	12	11
Paint	38	34
Second Chance	5	4
Fast Breaks	11	4
Bench	10	9

Period by Period Scoring	1st	2nd	TOT
BUCK	37	48	85
DEL	46	27	73

GAME 2 - DELAWARE 81, ROBERT MORRIS 77



Official Basketball Box Score - Final
Robert Morris at Delaware
11/07/24 Bob Carpenter Center, Newark
2024-25 Men's Basketball

Game Time: 6:30 PM
Game Duration: 2:09
Attendance: 1,402

Officials: Jeffery Clark, Ed Corless, Adam Fiere

Robert Morris - 77

Record: 0-2

NO. Name	Min	FG M-A	3P M-A	FT M-A	Rebounds OR DR TOT	Fouls PF FD	TP	AS	TO	ST	Blocks BS BA	+/-
7 Alvaro Folgueiras	F 21:56	1-3	1-1	0-0	1 5 6	4 0	3	2	2	0	0 1 -15	
45 Ismael Plet	F 24:50	4-10	0-1	2-4	2 3 5	3 2	10	1	1	0	0 1 -13	
2 Ryan Prather Jr.	G 28:51	4-7	3-5	3-3	0 1 1	1 2	14	0	1	0	0 0 -1	
4 Josh Omojajo	G 26:18	4-14	0-3	4-6	3 4 7	3 4	12	0	2	0	0 1 5	
8 Kam Woods	G 38:55	9-25	2-9	2-5	4 3 7	2 3	22	6	3	2	0 1 -5	
3 Amari Dickerson	19:03	3-4	2-2	2-2	3 2 5	5 4	10	1	2	1	3 0 16	
11 D.J. Smith	19:56	2-3	1-1	1-2	1 2 3	4 2	6	2	0	0	0 0 3	
23 Chris Ford	13:36	0-2	0-0	0-0	0 1 1	0 0	0	0	0	2	0 0 6	
10 Dilen Miller	06:35	0-1	0-1	0-0	0 0 0	2 0	0	0	0	0	0 0 -7	
Team					0 1 1		0	0				
Totals		27-69	9-23	14-22	14 22 36	24 17	77	12	11	5	3 4 -4	

Technical Fouls: NONE

Shooting By Period		
1 st FG%	15.33	45.5%
3PT%	5-11	45.5%
FT%	8-13	61.5%
2 nd FG%	12.36	33.3%
3PT%	4-12	33.3%
FT%	6-9	66.7%
GM FG%	27-69	39.1%
3PT%	9-23	39.1%
FT%	14-22	63.6%
Dead Ball Rebounds: 4, 0		

Delaware - 81

Record: 1-1

NO. Name	Min	FG M-A	3P M-A	FT M-A	Rebounds OR DR TOT	Fouls PF FD	TP	AS	TO	ST	Blocks BS BA	+/-
2 John Camden	F 24:51	1-6	1-4	6-8	0 3 3	3 5	9	0	1	0	0 1 -9	
1 Izaiah Pasha	G 15:32	2-3	1-2	2-2	1 2 3	2 3	7	3	2	0	0 0 8	
3 Cavan Reilly	G 25:59	3-4	1-2	3-4	0 4 4	2 3	10	0	0	1	1 0 2	
4 Niels Lane	G 31:52	8-12	0-0	3-6	0 7 7	2 6	19	1	3	3	0 0 14	
20 Erik Timko	G 36:38	3-12	0-4	6-6	1 2 3	1 3	12	3	1	0	0 2 11	
5 Macon Emory	08:08	0-2	0-1	0-0	0 0 0	1 0	0	0	0	0	0 0 -10	
7 Tahron Allen	11:45	2-3	0-0	0-0	0 0 0	1 0	4	0	2	1	0 0 -7	
8 Kevin Kogbara	09:51	2-5	1-1	0-0	2 4 6	2 0	5	0	3	0	0 1 -1	
13 Trent Middleton Jr.	24:28	3-4	1-1	6-6	0 2 2	1 4	13	1	1	0	0 0 -2	
15 Houston Emory	10:56	1-2	0-0	0-0	0 5 5	2 0	2	0	1	0	1 0 16	
Team					3 3 6		0	1				
Totals		25-53	5-15	26-32	7 32 39	17 24	81	8	15	5	4 3 4	

Technical Fouls: NONE

Shooting By Period		
1 st FG%	15.24	62.5%
3PT%	4-8	50.0%
FT%	11-13	84.6%
2 nd FG%	10.29	34.5%
3PT%	1-7	14.3%
FT%	15-19	78.9%
GM FG%	25-53	47.2%
3PT%	5-15	33.3%
FT%	26-32	81.3%
Dead Ball Rebounds: 5, 0		

	RMU	DEL
Biggest lead	11 (1 st 10:44)	5 (1 st 2:14)
Best Scoring Run	8 (1 st 12:17)	14 (1 st 6:51)
Lead Changes	13	
Times Tied	9	
Time with Lead	19:58	15:33

Points from	RMU	DEL
Turnovers	20	18
Paint	32	36
Second Chance	16	6
Fast Breaks	6	22
Bench	16	24

Period by Period Scoring	1st	2nd	TOT
RMU	43	34	77
DEL	45	36	81

GAME 3 - DELAWARE 64, IONA 58



Official Basketball Box Score - Final
Delaware at Iona
11/10/24 Hyatt Center, New Rochelle
2024-25 Men's Basketball

Game Time: 7:00 PM
Game Duration: 2:14
Attendance: 2,028

Officials: Matt Potter, Vasil Mallos, Tyler Sandmann

Delaware - 64

Record: 2-1

NO. Name	Min	FG M-A	3P M-A	FT M-A	Rebounds OR DR TOT	Fouls PF FD	TP	AS	TO	ST	Blocks BS BA	+/-
2 John Camden	F 22:27	3-9	2-4	0-1	2 3 5	2 0	8	1	0	0	0 1 -1	
1 Izaiah Pasha	G 26:58	3-10	0-4	0-2	1 3 4	2 2	8	2	2	0	2 3 -6	
3 Cavan Reilly	G 25:25	2-6	1-4	4-4	2 4 6	2 3	9	0	2	0	1 0 2	
4 Niels Lane	G 34:22	5-9	2-3	2-2	1 5 6	3 1	14	1	5	4	1 0 2	
20 Erik Timko	G 23:49	1-5	0-1	2-2	0 3 3	1 1	4	0	1	0	0 0 -7	
5 Macon Emory	09:47	1-3	0-1	1-2	2 1 3	1 4	3	0	1	2	0 0 9	
7 Tahron Allen	20:22	6-11	2-2	0-0	1 2 3	2 1	14	0	2	1	0 0 11	
8 Kevin Kogbara	08:23	0-2	0-0	0-0	1 0 1	1 1	0	2	0	0	1 1 4	
13 Trent Middleton Jr.	14:29	1-2	0-1	0-0	0 3 3	1 1	2	0	2	1	0 0 7	
15 Houston Emory	13:58	0-2	0-0	2-4	0 0 0	4 3	2	2	0	1	1 0 9	
Team					3 2 5		0	0				
Totals		22-58	7-20	13-17	13 26 39	19 17	64	8	15	9	6 5 6	

Technical Fouls: Allen 1st 0:01

Shooting By Period		
1 st FG%	12-41	29.3%
3PT%	4-15	26.7%
FT%	2-3	66.7%
2 nd FG%	10-18	55.6%
3PT%	3-5	60.0%
FT%	11-14	78.6%
GM FG%	22-58	37.9%
3PT%	7-20	35.0%
FT%	13-17	76.5%
Dead Ball Rebounds: 1, 0		

Iona - 58

Record: 0-3

NO. Name	Min	FG		3P		FT		Rebounds		Fouls		TP	AS	TO	ST	Blocks		BS +/-
		M	A	M	A	M	A	OR	DR	TOT	PF					FD	B	
1 Jacob Hogarth	08:18	0-1	0-1	0-0	0-0	1	0	1	0	0	0	0	1	0	0	0	0	-5
4 Clarence Rupert	F 29:09	0-7	0-1	1-2	5	5	10	1	1	1	1	2	1	1	1	1	3	3
2 Adam Nije Jr.	G 30:17	3-14	0-3	0-1	2	4	6	2	2	6	3	4	2	0	0	2	2	2
3 DeJourn Reeves	G 38:27	6-17	2-6	2-2	1	3	4	2	2	16	3	0	2	1	2	1	2	-4
25 Kennan Bundy	G 26:12	2-7	0-2	1-1	5	2	7	4	2	5	0	1	0	1	0	0	5	5
0 James Patterson	13:01	1-7	1-4	2-4	2	3	5	3	3	5	0	1	1	0	0	0	0	-8
10 Comeh Emuobor	09:30	0-1	0-1	0-0	0	0	0	0	0	0	0	2	0	0	0	0	0	-12
32 Yaphet Moundi	25:31	6-8	0-0	4-12	9	9	18	3	6	16	1	3	3	3	0	4	0	4
7 Luke Jungers	13:41	2-6	1-4	0-0	0	1	1	1	0	5	1	2	1	0	0	0	0	-6
23 JoJo Wallace	06:30	2-3	0-0	0-0	0	0	0	0	1	4	0	0	0	0	0	0	0	-7
24 Justin Menard	01:24	0-2	0-0	0-0	0	0	0	2	1	0	0	1	0	0	0	0	0	-2
Team					6	0	6	0	0	0	0	0						
Totals		22-73	4-22	10-22	31	27	58	18	18	58	9	17	10	5	6	6		

GAME 5 - VERMONT 75, DELAWARE 71

GAME 6 - DELAWARE 100, YALE 94



Official Basketball Box Score - Final
Delaware at Vermont
11/23/24 Morgan State Arena, Uncasville
2024-25 Men's Basketball

Game Time: 12:00 PM
Game Duration: 2:01

Officials: Isaac Barnett, John Cahill, Jr., Josue Nieves

Delaware - 71

Record: 2-3

NO. Name	Min	FG M-A	3P M-A	FT M-A	Rebounds OR DR TOT	Fouls PF FD	TP	AS	TO	ST	Blocks BS BA	+/-
2 John Camden	F 32:21	4-10	2-6	9-9	0 1 1	1 4	19	3	0	1	0 1	-6
3 Cavan Reilly	G 32:32	6-9	2-5	4-6	0 4 4	1 5	16	1	2	0	0 0	-3
4 Niels Lane	G 31:23	3-10	1-3	0-0	0 1 1	2 0	7	1	4	1	0 0	-13
7 Tahron Allen	G 10:28	0-2	0-1	0-0	0 2 2	1 0	0	0	0	0	0 0	-10
20 Erik Timko	G 31:03	2-5	1-2	0-0	0 6 6	2 1	5	0	2	0	0 0	-6
1 Izaiah Pasha	29:47	7-9	2-2	4-4	0 2 2	4 3	20	3	6	0	1 0	7
5 Macon Emory	15:59	0-1	0-1	0-0	0 5 5	4 0	0	0	0	0	0 0	0
15 Houston Emory	07:39	1-1	0-0	0-0	0 1 1	1 0	2	0	1	0	0 0	2
13 Trent Middleton Jr.	08:49	0-1	0-1	0-0	0 1 1	1 0	0	1	0	1	0 0	3
Team					2 1 3	0		0	1			
Totals		23-48	8-21	17-19	2 24 26	17 13	71	9	16	3	2 1	-4

Technical Fouls: NONE

Vermont - 75

Record: 3-3

NO. Name	Min	FG M-A	3P M-A	FT M-A	Rebounds OR DR TOT	Fouls PF FD	TP	AS	TO	ST	Blocks BS BA	+/-
0 Ileri Ayo-Faleye	F 27:28	3-5	2-3	0-0	1 4 5	5 0	8	1	2	0	1 0	12
32 Nick Fiorillo	F 33:29	5-9	4-6	6-6	3 5 8	1 4	20	3	1	1	0 0	14
3 TJ Hurley	G 34:59	4-12	1-7	5-6	0 2 2	2 5	14	4	0	1	0 1	11
12 Shamir Bogues	G 33:08	8-11	1-2	1-2	1 5 6	2 3	16	3	3	0	0 0	12
20 TJ Long	G 31:07	2-8	1-4	2-4	0 1 1	2 2	7	1	3	1	0 1	0
5 Sean Blake	06:23	2-2	0-0	0-0	0 1 1	0 0	4	0	1	0	0 0	-8
2 Sam Alamutu	15:13	1-5	0-2	0-1	3 3 6	0 2	2	1	0	0	0 0	-15
21 Seth Joba	02:31	0-3	0-2	0-0	0 0 0	1 0	0	0	0	0	0 0	-8
13 Jace Roquemore	07:21	0-1	0-1	0-0	0 0 0	0 0	0	0	0	0	0 0	0
34 Noah Barnett	08:21	0-0	0-0	2-2	0 0 0	0 1	2	0	0	0	0 0	2
Team					1 2 3	0		0	0			
Totals		25-56	9-27	16-21	9 23 32	13 17	75	13	10	6	1 2	4

Technical Fouls: NONE

	DEL	VER
Biggest lead	4 (1 st 11:21)	12 (2 nd 7:36)
Best Scoring Run	11 (1 st 11:21)	10 (1 st 1:18)
Lead Changes	6	0
Times Tied	6	0
Time with Lead	04:30	31:24

Points from	DEL	VER
Turnovers	13	17
Paint	30	26
Second Chance	0	6
Fast Breaks	11	17
Bench	22	8

Period by Period Scoring	1st	2nd	TOT
DEL	34	37	71
VER	37	38	75

Shooting By Period	
1 st FG%	14-31 45.2%
3PT%	4-15 26.7%
FT%	5-8 62.5%
2 nd FG%	11-25 44.0%
3PT%	5-12 41.7%
FT%	11-13 84.6%
GM FG%	25-56 44.6%
3PT%	9-27 33.3%
FT%	16-21 76.2%
Dead Ball Rebounds: 3, 0	



Official Basketball Box Score - Final
Yale at Delaware
11/24/24 Morgan State Arena, Uncasville
2024-25 Men's Basketball

Game Time: 6:00 PM
Game Duration: 2:08
Attendance: 3,124

Officials: Ryan Holmes, Anthony Burris, Ryan Corbett

Yale - 94

Record: 4-4

NO. Name	Min	FG M-A	3P M-A	FT M-A	Rebounds OR DR TOT	Fouls PF FD	TP	AS	TO	ST	Blocks BS BA	+/-
42 Nick Townsend	F 33:07	7-12	0-0	6-8	2 8 10	2 6	20	4	1	0	0 0	-2
10 Samson Aletian	G 20:29	4-8	0-0	6-7	3 1 4	0 6	14	0	0	0	0 0	-6
2 Bez Mbeng	G 37:20	7-14	3-5	3-5	0 1 1	3 3	20	5	2	1	1 1	-5
4 John Poulakidas	G 27:13	5-15	1-7	8-8	0 2 2	5 4	19	1	0	1	0 0	3
24 Yassine Gharram	G 22:01	2-4	1-2	0-0	1 5 6	1 0	5	2	3	0	0 1	-23
8 Isaac Celisicar	25:06	2-3	0-0	1-1	0 3 3	4 1	5	3	0	0	0 0	2
15 Charles Simmons	26:50	5-7	0-1	1-1	0 2 2	4 3	11	0	0	0	0 0	15
11 Trevor Mullin	03:52	0-2	0-1	0-0	0 0 0	0 0	0	0	1	0	0 0	-3
33 Jack Molloy	01:18	0-1	0-1	0-0	0 0 0	2 1	0	0	0	0	0 0	-6
3 Jordan Brathwaite	02:44	0-1	0-1	0-0	0 0 0	0 0	0	0	0	0	0 0	-5
Team					3 0 3	0		0	0			
Totals		32-67	5-18	25-30	9 22 31	21 24	94	16	6	3	1 3	-6

Technical Fouls: NONE

Delaware - 100

Record: 3-3

NO. Name	Min	FG M-A	3P M-A	FT M-A	Rebounds OR DR TOT	Fouls PF FD	TP	AS	TO	ST	Blocks BS BA	+/-
2 John Camden	F 37:30	9-15	7-11	5-5	1 7 8	2 3	30	2	1	0	0 0	4
1 Izaiah Pasha	G 37:00	6-12	0-3	5-7	2 7 9	2 6	17	3	3	0	1 1	4
3 Cavan Reilly	G 34:45	5-10	5-10	8-8	0 1 1	4 5	23	3	1	0	0 0	6
7 Tahron Allen	G 24:24	4-7	1-2	2-3	0 1 1	4 3	11	2	1	3	1 0	7
20 Erik Timko	G 38:38	3-7	2-6	5-5	2 3 5	4 2	13	4	1	0	1 0	10
15 Houston Emory	08:29	1-2	0-0	1-2	1 2 3	5 2	4	0	1	0	0 0	-4
8 Kevin Kogbara	09:37	0-0	0-0	0-0	0 4 4	0 0	0	2	2	0	0 0	4
11 Kobe Jerome	09:37	1-2	1-2	0-0	0 0 0	0 0	3	1	1	0	0 0	-1
Team					2 1 3	0		0	0			
Totals		29-55	16-34	26-30	8 26 34	24 21	100	17	11	3	3 1	8

Technical Fouls: NONE

	Yale	Dela
Biggest lead	4 (1 st 17:03)	18 (2 nd 15:25)
Best Scoring Run	10 (1 st 0:15)	11 (2 nd 16:48)
Lead Changes	5	2
Times Tied	3	5
Time with Lead	02:55	34:18

Points from	Yale	Dela
Turnovers	13	2
Paint	48	24
Second Chance	7	5
Fast Breaks	7	21
Bench	16	6

Period by Period Scoring	1st	2nd	TOT
Yale	42	52	94
Dela	47	53	100

GAME 7 - DELAWARE 72, RIDER 66

GAME 8 - DELAWARE 93, DELAWARE STATE 80



Official Basketball Box Score - Final
Delaware at Rider
11/30/24 Alumni Gymnasium, Lawrence Township
2024-25 Men's Basketball

Game Time: 2:00 PM
Game Duration: 1:46
Attendance: 1,328

Officials: Lamar Simpson, Brian Zivik, John Cahill, Jr.

Delaware - 72

Record: 4-3

NO. Name	Min	FG M-A	3P M-A	FT M-A	Rebounds OR DR TOT	Fouls PF FD	TP	AS	TO	ST	Blocks BS BA	+/-
2 John Camden	F 34:42	5-12	1-4	1-3	1 6 7	0 2	12	0	0	0	0 1	8
1 Izaiah Pasha	G 37:14	7-10	0-0	1-2	1 5 6	1 4	15	3	1	1	0 2	6
3 Cavan Reilly	G 37:14	6-12	4-10	2-2	0 3 3	0 2	18	4	1	0	0 0	6
7 Tahron Allen	G 20:15	2-6	0-1	1-2	0 1 1	1 1	5	2	0	0	0 0	6
20 Erik Timko	G 30:35	5-9	3-7	2-2	2 4 6	1 1	15	2	0	0	0 0	0
4 Niels Lane	19:33	1-5	1-2	2-2	1 4 5	3 2	5	1	2	1	1 0	2
15 Houston Emory	08:28	0-1	0-0	0-0	0 1 1	1 0	0	0	1	0	3 0	6
8 Kevin Kogbara	02:46	1-2	0-0	0-0	1 0 1	0 0	2	0	0	0	0 0	0
11 Kobe Jerome	02:46	0-0	0-0	0-0	0 0 0	0 0	0	0	0	1	0 0	0
5 Macon Emory	06:27	0-1	0-1	0-0	0 0 0	0 0	0	0	0	0	0 0	-4
Team					1 2 3	0		0	1			
Totals		27-58	9-25	9-13	7 26 33	7 12	72	12	6	3	4 3	6

Technical Fouls: NONE

Rider - 66

Record: 4-4

NO. Name	Min	FG M-A	3P M-A	FT M-A	Rebounds OR DR TOT	Fouls PF FD	TP	AS	TO	ST	Blocks BS BA	+/-
7 Ite West-Ingram	F 13:56	0-2	0-0	0-0	0 2 2	1 0	0	1	0	0	0 0	-6
33 Tariq Ingraham	F 24:46	6-9	0-0	0-0	6 5 11	2 1	12	0	0	0	0 0	-15
2 Ruben Rodriguez	G 21:51	0-3	0-0	0-0	0 1 1	1 0	0	5	0	0	0 0	-5
5 Jay Alvarez	G 31:57	7-18	2-7	1-2	1 5 6	1 2	17	1	1	0	0 2	-6
35 T.J. Weeks Jr.	G 35:08	6-16	2-9	1-1	1 7 8	3 3	15	3	1	2	0 0	-8
0 Zion Cruz	23:34	5-12	0-3	0-0	1 4 5	0 1	10	0	1	0	2 1	-1
11 Flash Burton	10:20	2-3	0-1	0-0	0 0 0	0 0	4	0	1	0	0 0	1
21 Cole McCabe	14:05	0-1	0-0	0-0	2 2 4	0 0	0	2	0	0	0 1	6
31 Tyriek Weeks	09:00	1-2	1-1	0-0	2 2 0	0 0	3	0	1	0	1 0	5
12 Andre Young	15:23	2-3	1-2	0-0	0 0 0	4 0	5	0	1	0	0 0	-1
Team					2 1 3	0		0	1			
Totals		29-69	6-23	2-3	15 27 42	12 7	66	12	7	2	3 4	-6

Technical Fouls: NONE

	DEL	RID
Biggest lead	11 (2 nd 4:00)	8 (1 st 15:36)
Best Scoring Run	10 (1 st 12:35)	5 (1 st 15:36)
Lead Changes	6	0
Times Tied	1	2
Time with Lead	34:01	05:31

Points from	DEL	RID
Turnovers	10	5
Paint	34	32
Second Chance	11	13
Fast Breaks	14	2
Bench	7	22

Period by Period Scoring	1st	2nd	TOT
DEL	38	34	72
RID	34	32	66



Official Basketball Box Score - Final
Delaware St. at Delaware
12/03/24 Bob Carpenter Center, Newark
2024-25 Men's Basketball

Game Time: 6:30 PM
Game Duration: 1:55
Attendance: 2,084

Officials: Raley Rutledge, Michael Luckie, Jack Loughran

Delaware St. - 80

Record: 3-6

NO. Name	Min	FG M-A	3P M-A	FT M-A	Rebounds OR DR TOT	Fouls PF FD	TP	AS	TO	ST	Blocks BS BA	+/-
Alston Andrews	F 18:48	1-4	0-0	2-2	3 4 7	4 2	4	1	2	1	0 0	-12
25 Muneer Newton	F 17:51	2-7	0-0	2-2	3 1 4	1 1	6	0	1	0	0 0	-17
0 Robert Smith	G 28:04	8-17	3-6	3-5	0 2 2	0 3	22	0	4	1	0 0	-9
3 Martez Robinson	G 26:41	6-14	1-2	6-8	0 3 3	3 5	19	0	0	1	0 1	-12
11 Kaseem Watson	G 32:13	3-9	0-2	0-0	0 7 7	2 2	6	1	3	2	0 0	-7
2 Corey Perkins	22:01	2-6	0-1	4-5	0 2 2	4 3	8	0	0	2	0 0	-4
24 Raymond Somerville	20:30	2-5	0-0	0 1	3 4 2	4 0	4	0	1	1	0 0	2
4 Caleb Summers	16:00	0-0	0-0	0-0	0 0 0	0 0	0	0	0	0	0 0	0
2 Dean Shepherd	13:38	1-2	0-0	2-2	1 0 1	2 1 4	1	0	1	0	0 0	1
15 Ponance James	09:06	2-2	1-1	2-2	0 0 0	1 1 7	3	0	0	0	0 0	5
13 Kareem Watson	05:03	0-1	0-0	0-0	0 0 1	1 0 0	0	0	0	0	0 0	-9
Team					3 0 3		0	0				

GAME 9 - DUQUESNE 80, DELAWARE 66



Official Basketball Box Score - Final
Delaware at Duquesne
12/06/24 UPMC Cooper Fieldhouse, Pittsburgh, Pa.
2024-25 Men's Basketball

Game Time: 6:00 PM
Game Duration: 2:09
Attendance: 2,033

Officials: Tony Crisp, Tim Kelly, Clare Aubry

Delaware - 66

Record: 5-4

NO.	Name	Min	FG M/A	3P M/A	FT M/A	Rebounds OR DR TOT	Fouls PF/FD	TP	AS	TO	ST	Blocks BS/BK	+/-
2	John Camden	F 33:20	2-10	0-6	5-6	1 4 5	3 7	9	3	2	2	0 0	-7
1	Izaiah Pasha	G 32:17	4-12	0-0	2-4	2 2 4	1 4	10	4	2	0	1 1	-15
3	Cavan Reilly	G 30:57	3-6	2-5	0-0	2 1 3	4 0	8	1	2	0	0 0	-5
7	Tahron Allen	G 13:13	1-5	1-3	2-2	0 0 0	2 1	5	1	0	0	0 0	1
20	Erik Timko	G 35:22	3-8	2-4	0-0	2 5 7	3 0	8	1	1	0	0 0	-12
4	Niels Lane	25:04	8-10	2-3	0-0	4 4 3	3 20	1	2	0	1 1	-9	
5	Macon Emory	08:39	0-2	0-1	0-0	1 1 2	3 0	0	0	0	0 0	-11	
13	Trent Middleton Jr.	13:37	1-3	0-0	2-3	1 2 3	4 3	4	0	0	0 2	-8	
15	Houston Emory	04:39	1-2	0-0	0-0	2 2 1	1 0	2	0	0	0 0	0	
8	Kevin Kogbara	02:52	0-0	0-0	0-0	0 0 0	1 0	0	0	0	0 0	-4	
Team						1 3 4		0	1				
Totals		23:58	7-22	13-18	12 22	34 25 18	66	11 12	2 5	2 2	-14		

Technical Fouls: NONE

Duquesne - 80

Record: 2-7

NO.	Name	Min	FG M-A	3P M-A	FT M-A	Rebounds OR DR TOT	Fouls PF FD	TP	AS	TO	ST	Blocks BS BA	+/-
5	Hail Barre	F 14:00	4-4	0-0	2-3	2 3 5	0 3 10	0	0	0	0	1 0	1
0	Tre Dirkins	G 28:01	5-12	4-9	4-4	1 4 5	3 5 18	3	0	1	0	0 0	11
3	Kareem Rozier	G 34:26	3-11	1-5	7-9	0 2 2	3 5 14	5	0	1	0	1 2	8
4	Jaheean Corbett	G 26:46	4-9	0-1	0-1	3 3 6	3 4 8	1	1	2	0	0 0	9
8	Maximus Edwards	G 25:34	3-8	1-4	3-3	1 5 6	1 2 10	0	2	0	0	0 4	4
1	Cameron Crawford	23:48	3-9	1-5	3-4	2 6 3	2 3 10	1	2	1	0	1 0	11
2	David Dixon	05:39	0-0	0-0	2-2	1 1 2	1 1 2	1	1	1	0	-3	0
7	Jakub Necas	25:48	3-6	1-2	1-2	5 2 7	4 2 8	0	2	0	1	1 1	16
14	Matus Hronsky	17:58	0-3	0-1	0-0	0 3 3	1 0 0	0	0	0	0	1 1	13
Team						3 1 4		0	0				
Totals			25:62	8-27	22-28	20 26 46	18 25 80	11 9	6	2 5	14		

Technical Fouls: NONE

	DEL	DUQ
Biggest lead	7 (1 st 13:26)	14 (2 nd 0:34)
Best Scoring Run	6 (1 st 13:26)	7 (2 nd 14:45)
Lead Changes	7	
Times Tied	4	
Time with Lead	18:42	18:11

Points from Turnovers	DEL	DUQ
Paint	28	32
Second Chance	14	23
Fast Breaks	6	6
Bench	26	20

Period by Period Scoring	1st	2nd	TOT
DEL	37	29	66
DUQ	36	44	80

Shooting By Period	
1 st FG%	11-29 37.9%
3PT%	2-13 15.4%
FT%	12-16 75%
2 nd FG%	14-33 42.4%
3PT%	6-14 42.9%
FT%	10-12 83.3%
GM FG%	25-62 40.3%
3PT%	8-27 29.6%
FT%	22-28 78.6%
Dead Ball Rebounds:	1, 0

GAME 10 - DELAWARE 78, CHESTNUT HILL 51



Official Basketball Box Score - Final
Chestnut Hill at Delaware
12/10/24 Bob Carpenter Center, Newark
2024-25 Men's Basketball

Game Time: 5:30 PM
Game Duration: 1:42
Attendance: 1,609

Officials: Greg Moyer, Jarrett Robinson, John Bailey

Chestnut Hill - 51

Record: 3-6

NO.	Name	Min	FG M-A	3P M-A	Rebounds OR DR TOT	Fouls PF FD	TP	AS	TO	ST	Blocks BS BA	+/-	
12	Omar Salvi	F 20:03	1-10	0-4	0	1 2 3	1 0	2	0	0	0	2 -13	
25	Neal Hill	F 27:01	0-3	0-2	0	1 7 8	1 0	0	5	2	3	2 0 -8	
34	Alejandro Cybak	C 29:26	5-9	1-2	1-2	0 4 4	2 4	12	0	0	1	0 0 -11	
0	Noah Charles	G 26:49	5-13	1-1	0	2 4 6	3 2	11	0	2	3	0 1 -14	
1	IV Pott	G 23:45	2-10	0-5	4-4	0 1 1	0 2	8	1	0	4	0 0 -11	
14	Lucas Dunn	11:49	1-1	1-1	0	0 0 0	0 0	3	0	0	0	0 0 -8	
21	Landon Shivers	10:34	1-6	0-3	1-2	1 2 3	3 1	3	0	0	0	0 0 -16	
4	Kamal Lee	11:32	1-9	1-4	0	0 2 2	1 0	3	0	0	0	0 0 -13	
24	Donald Imo	08:30	1-4	0-0	0	1 1 2	1 0	2	0	0	0	0 0 -17	
22	Tommy Gardier	08:56	1-3	1-2	0	0 0 0	0 0	3	0	1	0	0 0 -12	
3	Travis Reed	08:08	0-2	0-0	0	0 0 0	0 0	0	0	0	0	0 0 -6	
2	Marshall Baker	04:29	0-0	0-0	2-2	0 2 2	0 1	2	0	0	0	0 0 -2	
11	Zaki Alston	04:29	1-3	0-1	0	1 0 1	0 0	2	0	0	0	0 0 -2	
23	Amari Dow	04:29	0-1	0-0	0	0 0 0	1 0	0	0	1	1	0 0 -2	
Team					4 0 4			0	0				
Totals			19:74	5-25	8-10	11 25	36	13 10	51	6	6	12	2 7 -27

Technical Fouls: NONE

Delaware - 78

Record: 6-4

NO.	Name	Min	FG M-A	3P M-A	FT M-A	Reb OR DR TOT	Fouls PF FD	TP	AS	TO	ST	Blocks BS BA	+/-
2	John Camden	F 25:53	2-11	1-7	1-2	1 7 8	0 1	6	2	0	1	0 0	20
1	Izaiah Pasha	G 25:47	3-4	0-0	0-0	2 6 8	0 0	6	5	2	0	1 0	20
3	Cavan Reilly	G 28:18	3-8	1-5	0-0	0 4 4	2 0	7	1	4	3	0 0	20
4	Niels Lane	G 30:27	4-9	1-2	4-4	2 5 7	1 3	13	6	3	0 2	1 22	
20	Erik Timko	G 23:23	5-10	2-6	5-5	1 4 5	1 3	17	0	2	0 1	0 11	
13	Trent Middleton Jr.	14:50	2-5	0-3	1-1	1 3 4	1 1	5	2	1	0 0	0 12	
15	Houston Emory	04:02	0-1	0-0	0-0	1 1 2	0 1	0	0	1	0 1	0 1	
5	Macon Emory	16:37	4-9	2-6	0-0	2 4 6	0 1	10	0	1	0 1	2 21	
00	Gabe Moss	13:05	4-5	0-0	2-2	1 0 1	3 2	10	0	1	0 0	0 12	
11	Kobe Jerome	09:00	1-2	0-1	0-1	0 1 1	1 1	2	0	0	0 0	0 5	
8	Kevin Kogbara	04:29	1-1	0-0	0-0	1 1 0	0 0	2	0	0	1 0	0 2	
10	Brandon Balfone	02:49	0-1	0-1	0-0	0 1 1	0 0	0	0	0	0 0	-2	
12	Alex McFadden	01:20	0-0	0-0	0-0	0 0 0	1 0	0	0	1	0 0	0 -2	
Team						3 7 10		0	0				
Totals			29:66	7-31	13-15	14 44	58	10 13	78	16	16	5 7	2 27

Technical Fouls: NONE

	CHC	DEL
Biggest lead	4 (1 st 12:15)	29 (2 nd 3:10)
Best Scoring Run	9 (1 st 13:58)	10 (1 st 5:17)
Lead Changes	2	
Times Tied	4	
Time with Lead	04:24	32:15

Points from Turnovers	CHC	DEL
Paint	26	44
Second Chance	16	10
Fast Breaks	9	17
Bench	18	29

Period by Period Scoring	1st	2nd	TOT
CHC	28	23	51
DEL	42	36	78

GAME 11 - DELAWARE 92, MISERICORDIA 75



Official Basketball Box Score - Final
Misericordia at Delaware
12/17/24 Bob Carpenter Center, Newark
2024-25 Men's Basketball

Game Time: 11:00 AM
Game Duration: 1:46
Attendance: 3,202

Officials: Wally Rutecki, Tim Kelly, Sean Campbell

Misericordia - 75

Record: 6-2

NO.	Name	Min	FG M/A	3P M/A	FT M/A	Rebounds OR DR TOT	Fouls PF	TP	AS	TO	ST	Blocks BS BA	+/-
3	Dewin Concepcion	F 16:12	0-1	0-0	0-0	0 0 0	3 1	0	0	0	0	0 0	-1
33	Matt Prociak	F 21:24	5-7	2-2	4-4	2 4 6	2 3	16	1	2	0	0 0	-2
4	Eli Stoute	G 18:13	0-5	0-3	2-2	0 1 1	0 1	2	0	1	0	0 0	-2
13	Arvid Chandler	G 20:26	4-7	2-3	0-0	1 3 4	1 0	10	4	2	1	0 0	0
21	Kevin Lazdowsky	G 21:34	4-12	1-4	1-2	1 2 3	1 1	10	2	1	1	0 1	-6
12	Jack Gallagher	15:47	3-4	0-1	0-0	0 4 4	1 1	6	0	3	0	0 0	-12
1	Will Anozie	11:33	3-4	3-3	0-0	0 0 0	2 0	9	0	2	0	0 0	0
24	D.J. Orloff	12:32	1-3	0-1	0-0	0 1 1	3 0	2	0	2	0	0 0	-15
2	Darryl Wright	13:42	1-3	1-1	0-0	2 2 2	2 0	3	4	1	2	0 1	-14
23	Ryan Nasuti	09:54	1-2	0-0	0-0	1 1 2	1 0	2	1	1	0	0 0	-7
32	Dylan Wagner	03:59	0-0	0-0	0-0	0 0 0	0 1	0	0	0	0	0 0	-1
11	Patrick Brown	07:35	3-5	1-1	0-2	2 2 1	1 1	7	1	0	0	0 0	-3
10	Jaylen Rouse	03:46	1-2	0-1	0-0	2 0 2	0 0	2	0	0	0	0 0	-1
20	Josh Pelzer	04:47	2-4	0-0	0-0	1 1 0	0 0	6	0	1	0	0 0	-2
31	George Mata	02:38	0-0	0-0	0-0	0 0 0	1 0	1	0	0	0	0 0	-1
22	Timothy Avrine	04:45	0-0	0-0	0-0	0 0 0	0 0	0	0	0	0	0 0	-6
25	Chris Meehan	04:45	0-1	0-0	0-0	1 1 0	0 0	2	2	0	0	0 0	-6
0	Brendan Brobet	03:14	0-0	0-0	0-0	0 0 0	0 0	0	0	0	0	0 0	-2
45	Bryan Graham	03:14	0-1	0-1	0-0	0 0 0	1 0	0	0	0	0	0 1	-2
Team						1 1 2		0	0	1			
Totals			28-61	12-27	7-11	8 23 31	18 10 75	16	19	4	1	5	-17

Technical Fouls: NONE

Delaware - 92

Record: 7-4

NO.	Name	Min	FG M-A	3P M-A	FT M-A	Rebounds OR DR TOT	Fouls PF FD	TP	AS	TO	ST	Blocks BS BA	+/-
2	John Camden	F 28:40	4-8	1-5	5-5	0 5 5	2 3	14	2	1	3	0 0	29
3	Cavan Reilly	G 32:27	3-10	3-9	2-2	3 1 4	0 3	11	3	2	0	0 0	20
4	Niels Lane	G 33:50	5-11	2-4	0-0	1 4 5	2 0	12	9	6	5	2 0	24
13	Trent Middleton Jr.	G 28:49	3-5	1-3	2-4	1 4 5	1 3	9	3	5	0	0 1	29
20	Erik Timko	G 28:05	8-11	6-9	7-7	3 4 0	4 29	0	1	2	0	0 12	0
5	Macon Emory	17:38	1-5	1-5	2-2	0 3 3	3 2	5	2	0	1 3	0 -4	0
11	Kobe Jerome	06:10	0-2	0-2	0-0	0 0 0	0 0	3	0	0	0	0 -7	0
15	Houston Emory	07:06	0-1	0-0	1-2	0 0 0	0 2	1	0	0	0	0 -17	0
00	Gabe Moss	13:07	4-4	0-0	0-0	1 2 3	2 1	8	0	0	0	0 0	3
10	Brandon Baffone	02:25	1-2	1-1	0-0	0 0 0	0 0	3	0	0	0	0 -1	-1
12	Alex McFadden	01:43	0-0	0-0	0-0	0 0 0	0 0	0	0	0	0	0 -3	-3
Team						1 3 4	0	0	0	0	0		
Totals			29-59	15-38	19-22	8 25 33	10 18	92	22	15	5	1 1	17

GAME 13 - ST. JOHN'S 97, DELAWARE 76



Official Basketball Box Score - Final
Delaware at St. John's (NY)
12/28/24 Carver Arena, Governors
2024-25 Men's Basketball

Game Time: 6:00 PM
Game Duration: 2:10
Attendance: 5,602

Officials: Lamar Simpson, Tony Chiazza, Tim Clougherty

Delaware - 76

Record: 7-6

NO. Name		Min	FG	3P	FT	Rebounds		Fouls		TP	AS	TO	ST	Blocks		+/-	
			M-A	M-A	M-A	OR	DR	PF	FF					BS	BA		
2 John Camden	F	40:00	13-18	9-11	0-0	0	4	4	1	4	35	4	2	3	0	1	-21
1 Izaiah Pasha	G	24:14	5-12	0-2	0	0	0	0	4	0	10	5	4	0	0	4	-4
3 Cavan Reilly	G	33:41	1-8	0-5	0	1	5	6	1	1	2	0	2	2	0	1	-14
4 Niels Lane	G	24:54	6-11	0-2	2-2	1	1	2	2	2	14	1	3	0	0	1	-14
20 Erik Timko	G	29:31	3-7	1-4	2-4	0	3	3	2	3	9	3	0	1	1	1	-8
15 Houston Emory		03:21	0-0	0-0	0-0	0	0	0	0	0	0	0	0	0	0	0	-5
13 Trent Middleton Jr.		13:53	1-3	0-0	0-0	0	0	0	3	1	2	3	1	1	1	0	-8
00 Gabe Moss		14:56	2-3	0-0	0-0	0	0	0	4	0	4	0	0	0	0	0	-11
5 Macon Emory		11:18	0-1	0-0	0-0	0	1	1	0	1	0	0	0	1	0	0	-8
8 Kevin Kogbara		02:24	0-0	0-0	0	1	0	1	0	0	0	0	0	0	0	0	-4
11 Kobe Jerome		01:48	0-0	0-0	0-0	0	1	1	0	0	0	0	1	0	0	0	2
Team							4	3	7	0		0	2				
Totals			31-63	10-24	4-6	7	18	25	17	12	76	17	15	7	1	8	-21

Technical Fouls:NONE

St. John's (NY) - 97

Record: 11-2

NO. Name		Min	FG		3P		FT		Rebounds		Fouls		TP	AS	TO	ST	Blocks		BS +/-
			M-A	M-A	M-A	M-A	M-A	M-A	OR	DR	PF	FF					BS	BA	
17 Ruben Prey	F	11:16	1-1	0-0	0-0	0	1	1	2	0	2	1	0	0	1	0	1	0	10
24 Zubay Ejedor	F	25:11	5-8	0-0	6-7	3	4	7	2	6	16	3	1	0	2	1	1	16	
1 Kadary Richmond	G	27:31	5-8	0-1	0-3	0	3	3	1	3	10	7	1	1	1	0	0	10	
5 Delvon Smith	G	33:04	8-14	4-5	0-0	2	11	13	3	20	8	2	3	1	0	1	0	18	
7 Simeon Wilcher	G	27:12	4-9	2-3	2-2	0	1	1	3	1	12	0	3	2	0	0	0	15	
0 Aaron Scott	G	16:25	1-4	1-2	0-0	0	0	0	0	1	3	1	1	1	0	0	0	23	
12 RJ Luis Jr.	G	25:49	7-9	0-0	2-3	0	2	2	1	2	16	3	2	3	0	0	0	-18	
8 Vincent Iwuchukwu	G	10:45	5-6	0-0	1-2	1	1	2	0	1	11	0	2	0	1	0	0	5	
2 Sadiku Ibne Ayo	G	05:13	0-1	0-0	0-0	0	0	0	0	0	0	0	0	0	1	0	0	-3	
31 Letteris Liotopoulos	G	06:30	1-1	0-0	0-0	0	0	0	0	0	2	0	0	0	0	0	0	-3	
11 Jaiden Glover	G	11:04	2-3	1-1	0-0	0	0	0	1	0	5	0	0	0	1	0	0	3	
Team									4	3	7	0		0	0				
Totals			39-64	8-12	11-17	10	26	36	12	17	97	23	12	10	8	1	21		

Technical Fouls:NONE

		DEL	SJU
Best lead	2 (1 st 19:31)	23 (1 st 3:02)	
Best Scoring Run	5 (2 nd 14:56)	11 (1 st 11:08)	
Lead Changes	5		
Times Tied	1		
Time with Lead	02:16	37:12	

		DEL	SJU
Points from Turnovers		18	16
Paint		40	56
Second Chance		8	13
Fast Breaks		16	15
Bench		6	37

		DEL	SJU
Period by Period Scoring			
1st	2nd	TOT	
29	47	76	
48	49	97	

Shooting By Period	
1 st FG%	18-33 54.5%
3PT%	5-8 62.5%
FT%	7-12 58.3%
2 nd FG%	21-31 67.7%
3PT%	3-4 75.0%
FT%	4-5 80%
GM FG%	39-64 60.9%
3PT%	8-12 66.7%
FT%	11-17 64.7%

Dead Ball Rebounds: 3, 0

GAME 14 - NORTHEASTERN 80, DELAWARE 77



Official Basketball Box Score - Final
Delaware at Northeastern
01/02/25 Matthews Arena, Boston
2024-25 Northeastern Basketball

Game Time: 7:00 PM
Game Duration: 2:56
Attendance: 602

Officials: John Galpin, Pat Driscoll, Tommy Morrissey

Delaware - 77

Record: 7-7 (0-1)

NO. Name		Min	FG	3P	FT	Rebounds		Fouls	TP	AS	TO	ST	Blocks		BS	+/-
			M-A	M-A	M-A	OR	DR	PF	FF				B	B		
2 John Camden	F	38:37	6-10	4-7	5-6	1	7	8	1	4	21	3	1	0	0	1
15 Houston Emory	G	02:48	0-0	0-0	0-0	0	1	0	1	0	0	0	0	0	0	-6
1 Izaiah Pasha	G	04:36	4-8	1-2	5-6	1	2	4	3	0	14	0	5	2	1	1
4 Niels Lane	G	36:20	7-15	0-2	0-1	1	3	4	4	2	14	0	0	3	0	-2
20 Erik Timko	G	36:34	1-9	1-4	7-8	1	4	5	0	6	10	1	0	0	0	-3
00 Gabe Moss	G	05:01	1-2	0-0	0-2	0	0	0	0	1	2	0	0	0	0	-5
13 Trent Middleton Jr.	G	34:23	5-10	0-1	2-2	0	2	2	5	2	12	5	1	1	0	2
5 Macon Emory	G	06:52	0-0	0-0	0-0	0	3	3	2	0	0	0	0	0	0	-6
8 Kevin Kogbara	G	04:49	2-2	0-0	0-0	0	0	0	0	0	0	4	2	0	0	-4
Team																
Totals			26-56	6-16	19-25	6	22	28	16	18	77	9	9	6	1	-3

Technical Fouls:NONE

Northeastern - 80

Record: 9-5 (1-0)

NO. Name		Min	FG		3P		FT		Rebounds		Fouls		TP	AS	TO	ST	Blocks		+/-
			M-A	M-A	M-A	M-A	M-A	M-A	OR	DR	PF	FF					BS	BA	
45 Collin Metcalf	C	21:22	4-6	0-0	1-3	4	2	6	4	3	9	0	1	2	4	0	0	0	0
1 Masai Troutman	G	34:56	7-16	2-6	3-4	1	1	2	3	3	19	0	2	1	0	0	1	1	1
3 LA Pratt	G	19:20	1-4	0-1	0-0	0	2	2	0	0	2	3	2	1	0	0	0	9	9
4 Rashad King	G	38:26	8-20	0-2	11-12	3	5	8	2	7	27	0	3	3	3	1	2	2	2
10 Harold Woods	G	32:41	0-7	0-1	0-0	4	11	15	3	0	0	5	2	0	0	0	0	3	3
2 Alexander Nwagha	G	12:40	3-5	0-0	0	4	2	6	0	0	6	1	0	0	0	0	0	-1	-1
11 JB Frankel	G	26:22	4-7	3-6	2-2	0	1	1	4	1	13	2	1	0	0	0	0	-5	-5
7 Youni Fritz	G	10:47	2-3	0-0	0-2	3	1	4	3	2	4	0	0	1	1	0	0	7	7
20 Ryan Williams	G	03:26	0-1	0-0	0-0	0	0	0	0	0	0	0	0	0	0	0	0	-1	-1
Team									3	2	5	0			0				
Totals			29-69	5-16	17-23	22	27	49	18	16	80	11	11	8	8	1	3		

Technical Fouls:NONE

		DEL	NOR
Biggest lead	2 (1 st 19:27)	16 (1 st 4:39)	
Best Scoring Run	10 (2 nd 13:21)	7 (1 st 14:25)	
Lead Changes	3		
Times Tied	3		
Time with Lead	00:26	38:26	

		DEL	NOR
Points from Turnovers		13	9
Paint		38	42
Second Chance		10	13
Fast Breaks		0	8
Bench		18	23

		DEL	NOR
Period by Period Scoring			
1st	2nd	TOT	
34	43	77	
44	36	80	

GAME 15 - DELAWARE 84, MONMOUTH 64



Official Basketball Box Score - Final
Monmouth at Delaware
01/04/25 Bob Carpenter Center, Newark
2024-25 Men's Basketball

Game Time: 4:00 PM
Game Duration: 1:58
Attendance: 1,981

Officials: Wally Rutecki, Sean Campbell, Chris Stattery

Monmouth - 64

Record: 3-12 (1-1)

No. Name		Min	FG		3P		FT		Rebounds		Fouls		TP	AS	TO	ST	Blocks		+/-
			M	A	M	A	M	A	OR	DR	OT	PF					BS	BA	
0 Dok Muordar	F	16:19	0-1	0-0	2-2	0	3	3	1	1	2	0	1	0	0	0	0	0	-16
2 Jaret Valencia	F	27:55	0-4	0-2	1-2	3	2	3	2	1	1	2	2	0	1	0	0	0	-25
1 Abdi Bashir Jr.	G	28:38	6-14	2-7	6-6	0	2	2	0	3	20	0	4	0	0	0	0	0	-16
3 Madison Durr	G	25:03	0-4	0-0	9-10	2	2	2	4	2	6	9	1	3	1	0	1	0	-21
13 Jack Collins	G	26:12	3-8	2-5	1-2	1	1	2	2	9	1	0	2	0	0	0	0	0	-9
23 Cornelius Robinson Jr.	G	18:07	4-7	0-0	2-3	1	4	5	3	3	10	0	0	0	0	0	0	0	0
4 Andrew Ball	G	15:57	0-3	0-1	2-2	0	4	4	3	1	2	1	0	0	0	0	0	0	-3
11 Arie Demings	G	12:55	0-3	0-2	0-2	2	2	3	0	0	1	1	0	0	0	0	0	0	2
21 Chris Morgan	G	05:19	0-1	0-0	0-1	0	1	1	2	1	0	0	0	0	0	0	0	0	0
7 Justin Ray	G	09:20	1-3	1-2	1-2	0	0	0	1	1	4	0	0	0	0	0	0	0	-3
9 Lucas Orchard	G	06:07	1-2	0-1	0-0	0	0	0	0	0	2	0	0	0	0	0	0	0	-5
5 Corey Miller	G	02:02	2-2	1-1	0-0	0	0	0	0	0	5	0	0	0	0	0	0	0	-1
10 Jack Leahy	G	02:02	0-0	0-0	0-0	0	0	0	0	0	0	0	0	0	0	0	0	0	-1
30 Sam Fagan	G	02:02	0-0	0-0	0-0	0	0	0	0	0	0	0	0	0	0	0	0	0	-1
42 Quinn Peters	G	02:02	0-0	0-0	0-1	1	0	0	0	0	0	0	0	0	0	0	0	0	-1
Team					4	1	5					0	0						
Totals			17-52	6-21	24-29	9	23	32	19	19	64	6	11	3	2	3	0	0	-20

GAME 17 - HAMPTON 83, DELAWARE 77



Official Basketball Box Score - Final
Delaware at Hampton
01/11/25 Convocation Center, Hampton
2024-25 Men's Basketball

Game Time: 2:00 PM
Game Duration: 1:57
Attendance: 527

Officials: Keith Fogleman, Scott Bennett, Matt Oltos

Delaware - 77

Record: 9-8 (2-2)

NO.	Name	Min	FG	3P	FT	Rebounds	Fouls	TP	AS	TO	ST	Blocks	BS	BA	+/-
			M-A	M-A	M-A	OR DR TOT	PF FO								
2	John Camden	F 34:53	7-14	3-7	3-5	0 2 2	2 4	20	5	1	2	0	1	5	
1	Izaiah Pasha	G 29:29	4-8	0-0	3-3	1 0 1	3 2	11	2	1	0	0	0	6	
3	Cavan Reilly	G 38:47	8-11	2-4	0-0	1 2 3	3 2	18	3	1	0	1	0	-2	
4	Niels Lane	G 36:12	5-10	0-2	0-1	1 4 5	3 4	10	4	2	1	1	0	-3	
20	Erik Timko	G 32:33	5-9	1-3	0-1	0 4 4	2 2	11	5	0	2	1	0	0	
5	Macon Emory	10:36	1-4	0-2	1-1	1 3 4	4 2	3	0	1	0	0	0	-10	
12	Trent Middleton Jr.	12:28	1-3	0-0	0-0	1 1 1	0 1	2	2	0	3	0	0	-16	
00	Gabe Moss	05:02	1-2	0-0	0-0	0 0 0	1 0	2	0	0	0	0	1	-10	
Team						0 1 1		0	0						
Totals			32-61	6-18	7-11	4 17 21	18 17	77	21	6	8	3	2	-6	

Technical Fouls: NONE

Hampton - 83

Record: 9-8 (2-3)

NO.	Name	Min	FG	3P	FT	Rebounds	Fouls	TP	AS	TO	ST	Blocks	BS	BA	+/-
			M-A	M-A	M-A	OR DR TOT	PF FO								
10	Richard Goods	F 17:12	1-1	0-0	3-6	3 3 6	0 4	5	0	0	1	0	0	0	
25	Xzavier Long	F 27:46	2-5	0-2	3-4	1 4 5	4 3	7	3	2	1	2	0	2	
0	George Beale Jr.	G 31:28	8-14	2-4	0-0	1 3 4	2 0	18	2	1	0	0	0	5	
12	Tyler Rice	G 23:10	3-6	2-4	2-2	1 1 2	2 1	10	1	2	0	0	0	0	
13	Daniel Johnson	G 23:29	2-7	0-1	0-0	1 1 2	3 0	4	0	2	0	0	0	-1	
2	Trevor Smith	19:26	5-10	2-5	4-4	0 1 1	1 3	16	1	2	0	0	1	4	
3	Kyrese Mullen	23:12	5-12	0-1	4-8	5 10 15	3 5	14	2	0	0	0	0	2	9
31	Wayne Bristol, Jr.	30:10	3-5	1-2	2-2	2 5 7	2 2	9	4	1	1	0	0	5	
23	Daniel Banister	04:09	0-0	0-0	0-0	0 0 0	0 0	0	0	0	0	0	0	0	6
Team						2 1 3		0	1						
Totals			29-60	7-19	18-26	16 29 45	17 18	83	13	11	3	2	3	0	

Technical Fouls: NONE

	DEL	HAMP
Biggest lead	3 (1 st 16:55)	18 (2 nd 12:13)
Best Scoring Run	12 (2 nd 9:04)	9 (1 st 5:48)
Lead Changes	2	
Times Tied	1	
Time with Lead	01:45	36:13

Points from	DEL	HAMP
Turnovers	17	8
Paint	50	32
Second Chance	2	20
Fast Breaks	27	10
Bench	7	39

Period by Period Scoring			
	1st	2nd	TOT
DEL	35	42	77
HAMP	45	38	83

Shooting By Period	
1 st FG%	15-28 53.6%
3PT%	1-6 16.7%
FT%	4-5 80.0%
2 nd FG%	17-33 51.5%
3PT%	5-12 41.7%
FT%	3-5 60%
GM FG%	32-61 52.5%
3PT%	6-18 33.3%
FT%	7-11 63.6%

Dead Ball Rebounds: 0, 1

Shooting By Period	
1 st FG%	17-31 54.8%
3PT%	5-12 41.7%
FT%	6-7 85.7%
2 nd FG%	12-29 41.4%
3PT%	2-7 28.6%
FT%	12-19 63.2%
GM FG%	29-60 48.3%
3PT%	7-19 36.8%
FT%	18-26 69.2%

Dead Ball Rebounds: 5, 0

GAME 18 - DELAWARE 84, STONY BROOK 74



Official Basketball Box Score - Final
Stony Brook at Delaware
01/16/25 Bob Carpenter Center, Newark
2024-25 Men's Basketball

Game Time: 6:30 PM
Game Duration: 1:47
Attendance: 1,443

Officials: Lamar Simpson, Tony Chiazza, John Cahill, Jr.

Stony Brook - 74

Record: 4-14 (0-5)

NO.	Name	Min	FG	3P	FT	Rebounds	Fouls	TP	AS	TO	ST	Blocks	BS	BA	+/-
			M-A	M-A	M-A	OR DR TOT	PF FO								
5	Ben Wight	F 25:08	1-2	0-0	1-2	2 1 3	2 2	3	0	1	2	1	0	3	
0	Joe Octave	G 34:50	8-18	1-6	6-7	1 3 4	3 5	23	3	2	0	1	1	-3	
3	CJ Luster	G 29:22	5-7	4-6	6-6	0 3 3	2 3	20	0	1	1	0	1	-7	
13	Colin O'Connor	G 28:47	2-6	0-1	0-1	0 4 4	4 3	4	2	0	1	0	0	-2	
21	Andre Snoddy	G 30:30	3-8	1-2	3-5	0 4 4	2 3	10	0	0	0	2	0	-13	
6	Jared Frey	19:18	3-5	1-2	0-0	0 2 2	1 0	7	1	4	0	0	0	-8	
11	Nick Woodard	18:43	2-4	0-0	0-0	0 5 5	2 0	4	1	2	0	0	0	-1	
33	Leon Nahar	07:34	1-2	1-2	0-0	0 0 0	0 0	3	0	1	0	0	0	-11	
15	Quin Gorman	02:38	0-1	0-1	0-0	1 0 1	0 0	0	1	0	0	0	0	4	
Team						0 1 1		0	0						
Totals			25-53	8-20	16-21	4 23 27	16 16	74	8	11	4	4	2	-10	

Technical Fouls: NONE

Delaware - 84

Record: 10-8 (3-2)

NO.	Name	Min	FG	3P	FT	Rebounds	Fouls	TP	AS	TO	ST	Blocks	BS	BA	+/-
			M-A	M-A	M-A	OR DR TOT	PF FO								
2	John Camden	F 37:15	8-16	1-4	2-2	2 7 9	3 2	19	1	1	1	1	2	9	
1	Izaiah Pasha	G 24:03	4-7	1-2	3-4	1 4 5	2 4	12	1	3	0	0	1	2	
3	Cavan Reilly	G 32:06	1-7	1-6	2-2	0 2 2	4 2	5	1	0	4	0	0	7	
4	Niels Lane	G 38:21	8-16	1-3	3-4	5 4 9	0 4	20	6	1	0	0	0	11	
20	Erik Timko	G 22:55	3-5	1-3	1-1	0 2 2	1 2	8	1	0	2	0	1	4	
5	Macon Emory	23:53	4-6	3-5	0-0	2 6 8	4 0	11	3	2	0	1	0	10	
13	Trent Middleton Jr.	18:42	3-5	0-1	3-4	0 2 2	1 2	9	3	1	2	0	1	9	
8	Kevin Kogbara	02:45	0-0	0-0	0-0	0 1 1	1 0	0	0	0	0	0	0	1	
Team						0 1 1		0	2						
Totals			31-62	8-24	14-17	10 29 39	16 16	84	16	10	9	2	4	10	

Technical Fouls: NONE

	SBU	DEL
Biggest lead	5 (1 st 11:22)	17 (2 nd 6:08)
Best Scoring Run	8 (1 st 11:22)	8 (1 st 2:01)
Lead Changes	10	
Times Tied	5	
Time with Lead	10:38	25:25

Points from	SBU	DEL
Turnovers	12	14
Paint	22	44
Second Chance	8	7
Fast Breaks	3	15
Bench	14	20

Period by Period Scoring			
	1st	2nd	TOT
SBU	37	37	74
DEL	39	45	84

Shooting By Period	
1 st FG%	14-27 51.9%
3PT%	4-11 36.4%
FT%	5-9 55.6%
2 nd FG%	11-26 42.3%
3PT%	4-9 44.4%
FT%	11-12 91.7%
GM FG%	25-53 47.2%
3PT%	8-20 40.0%
FT%	16-21 76.2%

Dead Ball Rebounds: 0, 0

Shooting By Period	
1 st FG%	15-31 48.4%
3PT%	4-12 33.3%
FT%	5-6 83.3%
2 nd FG%	16-31 51.6%
3PT%	4-12 33.3%
FT%	9-11 81.8%
GM FG%	31-62 50.0%
3PT%	8-24 33.3%
FT%	14-17 82.4%

Dead Ball Rebounds: 1, 0

GAME 19 - DELAWARE 79, ELON 77



Official Basketball Box Score - Final
Elon at Delaware
01/18/25 Bob Carpenter Center, Newark
2024-25 Men's Basketball

Game Time: 2:00 PM
Game Duration: 1:58
Attendance: 2,262

Officials: Mike Milone, Edward Corbett Jr., Jarrett Robinson

Elon - 77

Record: 13-6 (4-2)

NO.	Name	Min	FG	3P	FT	Rebounds	Fouls	TP	AS	TO	ST	Blocks	BS	BA	+/-
			M-A	M-A	M-A	OR DR TOT	PF FO								
4	Sam Sherry	C 30:47	5-9	1-4	4-4	0 3 3	3 2	15	0	1	1	0	0	-26	
22	Matthew Van Komen	C 09:41	1-1	0-0	1-2	1 0 1	1 3	1	3	0	0	0	0	-11	
0	Nick Dom	G 27:11	2-8	2-7	4-5	1 2 3	2 2	10	1	0	1	0	0	-9	
2	TJ Simpkins	G 32:44	7-14	0-3	7-7	1 3 4	2 6	21	2	0	2	0	2	3	
10	Andrew King	G 17:22	0-3	0-1	0-0	1 5 6	0 1	0	1	2	0	0	0	-11	
12	Isaac Harrell	G 27:31	3-6	2-5	0-0	2 4 6	0 0	8	0	0	2	0	0	4	
14	Brayden Crump	21:58	2-3	0-0	0-0	1 2 3	1 1	4	1	0	0	0	0	6	
3	TK Simpkins	29:54	6-17	2-6	2-6	2 1 3	2 5	16	4	5	1	1	2	4	
1	Kendall Campbell	02:52	0-0	0-0	0-0	1 0 1	2 1	0	0	0	0	0	0	4	
Team						2 2 4		0	0						
Totals			26-61	7-26	18-24	12 22 34	15 19	77	9	11	7	1	4	-2	

Technical Fouls: NONE

Delaware - 79

Record: 11-9 (4-2)

NO.	Name	Min	FG	3P	FT	Rebounds	Fouls	TP	AS	TO	ST	Blocks	BS	BA	+/-
			M-A	M-A	M-A	OR DR TOT	PF FO								
2	John Camden	F 35:04	9-11	3-5	7-8	1 2 3	2 5	28	0	3	0	2	0	0	
1	Izaiah Pasha	G 27:36	3-8	0-2	2-5	1 3 4	3 3	8	2	4	1	1	0	-12	
3	Cavan Reilly	G 32:19	6-9	4-7	2-2	0 3 3	4 1	18	0	2	0	0	0	-3	
4	Niels Lane	G 33:44	5-12	0-1	0-0	3 7 10	4 0	15	2	4	1	0	0	3	
20	Erik Timko	G 35:24	3-9	3-8	6-6	0 2 2	3 3	10	2	3	2	0	0	-2	
5	Macon Emory	15:54	0-2	0-2	0-0	0 1 1	2 0	0	0	0	0	0	1	4	
13	Trent Middleton Jr.	15:03	0-3	0-0	0-0	1 1 2	1 0	0	4	0	1	0	1	18	
8	Kevin Kogbara	04:56	0-2	0-0	0-0	2 1 3	0 2	0	0	0	0	0	0	2	
	Team					2 5 7	0	0	0	0	0				
Totals			26-56	10-25	17-21	12 15 35	25 15	79	10	16	5	4	1	2	

DELAWARE BLUE HENS MEN'S BASKETBALL

GAME 21 - DREXEL 67, DELAWARE 54



Official Basketball Box Score - Final
Delaware at Drexel
01/25/25 Daskalakis Athletic Center, Philadelphia
2024-25 Men's Basketball

Game Time: 2:00 PM
Game Duration: 1:44
Attendance: 2,446

Officials: Wally Rutledge, Mike McCloskey, Sean Campbell

Delaware - 54

Record: 11-10 (4-4)

NO. Name	Min	FG	3P	FT	Rebounds	Fouls	TP	AS	TO	ST	Blocks	+/-
		M-A	M-A	M-A	OR DR TOT	PF FD					BS BA	
2 John Camden	F 35:14	2-11	1-6	0-0	0 1 1	0 2 5	2	1	0	1	1	-20
5 Macon Emory	F 20:45	0-2	0-0	1 3 4	2 1 0	0 3 3	0	0	0	0	0	-15
3 Cavan Reilly	G 37:05	7-12	2-4	1-2	0 3 3	2 2 17	2	0	3	0	0	-14
4 Nields Lane	G 31:42	3-8	0-2	0-0	0 3 3	2 2 6	1	3	1	1	1	-8
20 Erik Timko	G 31:48	4-10	2-4	4-4	0 3 3	5 2 14	1	0	0	0	0	-9
00 Gabe Moss	14:00	2-4	0-0	0-0	0 1 1	1 0 4	1	0	1	1	1	5
7 Tahron Allen	25:47	3-7	0-1	2-2	0 2 2	1 1 8	1	0	0	0	0	-3
11 Kobe Jerome	03:39	0-1	0-0	0-0	0 0 0	0 0 0	1	0	0	0	0	-1
Totals		21-55	5-20	7-8	3 20 23	13 10 54	9	7	8	3	5	-13

Technical Fouls: NONE

Drexel - 67

Record: 12-9 (4-4)

NO. Name	Min	FG	3P	FT	Rebounds	Fouls	TP	AS	TO	ST	Blocks	+/-
		M-A	M-A	M-A	OR DR TOT	PF FD					BS BA	
1 Victor Panov	F 28:52	3-5	0-1	0-0	2 5 7	1 2 10	6	1	1	1	0	16
15 Cole Hargrove	F 33:51	4-4	0-0	2-2	2 6 8	2 3 10	2	3	0	0	0	21
4 Shane Blakeney	G 35:19	2-10	0-2	1 2 4	6 0 3	4 4	2	1	1	0	1	13
5 Kobe McGee	G 34:15	8-16	4-8	2-2	0 2 2	2 22 22	2	1	0	1	1	14
11 Jason Drake	G 22:37	2-7	1-3	0-0	1 3 4	1 1 5	2	4	1	0	1	3
3 Kevon Vanderhorst	11:58	4-8	0-2	0-0	3 0 3	0 0 8	0	0	0	0	0	-1
22 William Garcia Adsten	11:08	1-1	1-1	0-0	0 1 1	1 1 3	1	0	0	0	0	-3
6 Clem Edomwonyin	06:09	0-0	0-0	0-0	2 2 2	0 0 0	0	1	0	1	0	-8
23 Yarne Butler	15:51	3-7	1-3	2-2	1 6 7	3 1 9	1	1	1	0	0	10
Totals		27-58	7-20	6-7	11 30 41	10 13 67	11	13	4	5	3	13

Technical Fouls: NONE

	UDel	Drexel
Biggest lead	4 (1 st 8:54)	13 (2 nd 0:42)
Best Scoring Run	9 (1 st 8:54)	6 (1 st 13:08)
Lead Changes	6	
Times Tied	2	
Time with Lead	03:27	34:23

Period by Period Scoring	1st	2nd	TOT
UDel	32	22	54
Drexel	35	32	67

Shooting By Period	1 st	2 nd	3 rd	4 th	OT
FG%	51.3	38.5	75.0	100.0	
3P%	5.0	0.0	0.0	0.0	
FT%	0.0	0.0	0.0	0.0	
GM FG%	21.55	38.2%			
3PT%	5.20	25.0%			
FT%	7.8	87.5%			

Dead Ball Rebounds: 2, 0

GAME 22 - TOWSON 76, DELAWARE 66



Official Basketball Box Score - Final
Towson at Delaware
01/20/25 Bas Carpenter Center, Newark
2024-25 Men's Basketball

Game Time: 6:30 PM
Game Duration: 1:48
Attendance: 2,193

Officials: Matt Potter, Tony Henderson, Brent Hampton

Towson - 76

Record: 15-9 (8-1)

NO. Name	Min	FG	3P	FT	Rebounds	Fouls	TP	AS	TO	ST	Blocks	+/-
		M-A	M-A	M-A	OR DR TOT	PF FD					BS BA	
1 Tomiwa Sulaiman	F 18:58	0-4	0-1	4-4	0 2 2	1 2 4	0	2	2	0	0	18
25 Messiah Jones	F 16:03	0-1	0-0	1-2	3 3 6	1 2	1	2	0	4	0	6
4 Dylan Williamson	G 30:11	11-19	5-9	0-0	0 2 2	1 0 7	1	2	0	0	0	-3
5 Christian May	G 29:22	2-7	1-5	2-2	0 2 2	2 2 7	0	2	0	0	0	13
15 Tyler Tejada	G 32:50	5-12	0-2	5-6	1 4 5	0 3 15	0	3	2	0	0	1
11 Mekhi Lowery	15:43	3-4	0-0	0-0	2 2 5	0 6	0	0	0	0	0	4
23 Caleb Embeya	15:52	0-1	0-0	0-0	4 3 7	0 0	0	1	0	1	1	-9
24 Nendiah Tarke	27:33	5-10	1-3	3-5	2 1 3	0 4 14	1	1	2	1	0	13
10 Rahdr Hicks	07:43	0-1	0-1	0-0	0 0 0	1 0	0	0	0	0	0	3
12 Abdou Samb	05:46	1-1	0-0	0-0	1 1 2	1 0	2	0	0	0	0	4
Totals		27-60	7-21	15-19	12 24 36	12 13 76	6	10	11	2	1	10

Technical Fouls: NONE

Delaware - 66

Record: 11-11 (4-5)

NO. Name	Min	FG	3P	FT	Rebounds	Fouls	TP	AS	TO	ST	Blocks	+/-
		M-A	M-A	M-A	OR DR TOT	PF FD					BS BA	
2 John Camden	F 35:41	7-12	3-5	0-1	0 6 6	3 2 17	1	4	3	1	0	-8
1 Izaiah Pasha	G 29:47	4-10	1-2	3-3	1 2 3	1 2 12	3	3	0	0	0	-2
3 Cavan Reilly	G 35:00	1-4	0-3	0-0	1 3 4	1 1 2	2	2	2	0	0	-12
4 Nields Lane	G 32:13	6-8	0-1	1-1	3 2 5	0 2 13	4	5	1	0	0	5
20 Erik Timko	G 35:19	4-9	2-4	2-3	0 2 2	3 3 12	0	1	0	0	0	-11
13 Trent Middleton Jr.	09:22	1-4	0-2	0-0	0 2 2	1 0 2	0	0	0	0	0	-5
5 Macon Emory	06:11	1-2	0-1	1-1	0 0 0	4 1 3	0	0	0	0	0	-11
7 Tahron Allen	04:19	0-0	0-0	0-0	1 1 0	0 0 0	0	0	0	0	0	-2
8 Kevin Kogbara	12:08	2-4	0-0	1-2	1 1 2	0 1 5	0	1	0	0	0	-5
Totals		26-53	6-18	8-11	6 22 28	13 66	10	16	6	1	2	-10

Technical Fouls: NONE

	TOW	DEL
Biggest lead	10 (2 nd 0:14)	6 (1 st 3:11)
Best Scoring Run	10 (2 nd 11:13)	10 (2 nd 7:23)
Lead Changes	15	
Times Tied	11	
Time with Lead	12:55	20:53

Period by Period Scoring	1st	2nd	TOT
TOW	29	47	76
DEL	33	33	66

Shooting By Period	1 st	2 nd	3 rd	4 th	OT
FG%	16.28	57.1%			
3P%	3.7	42.9%			
FT%	0.0	0%			
GM FG%	11.30	36.7%			
3PT%	4.13	30.8%			
FT%	6.7	85.7%			
GM FG%	27.58	46.6%			
3PT%	7.20	35.0%			
FT%	6.7	85.7%			

Dead Ball Rebounds: 1, 0

GAME 23 - MONMOUTH 92, DELAWARE 83



Official Basketball Box Score - Final
Delaware at Monmouth
02/01/25 Osoeff Hall Bank Center, West Long Branch
2024-25 Men's Basketball

Game Time: 2:00 PM
Game Duration: 2:05
Attendance: 2,586

Officials: Mike Nardone, Edward Corbett Jr., Mikeeja Fleury

Delaware - 83

Record: 11-12 (4-6)

NO. Name	Min	FG	3P	FT	Rebounds	Fouls	TP	AS	TO	ST	Blocks	+/-
		M-A	M-A	M-A	OR DR TOT	PF FD					BS BA	
2 John Camden	F 35:48	6-14	3-6	5-5	1 3 4	3 4 20	1	1	3	0	1	-8
8 Kevin Kogbara	F 11:24	1-7	0-0	0-0	2 2 4	0 0 2	0	0	0	0	3	-4
1 Izaiah Pasha	G 18:32	2-3	0-0	4-4	2 0 2	1 2 8	1	1	0	0	0	-17
3 Cavan Reilly	G 35:30	8-15	1-6	2-2	0 0 0	3 2 19	3	1	1	0	1	-2
20 Erik Timko	G 38:02	5-10	2-4	4-4	4 6 10	3 2 16	3	1	0	0	2	-8
5 Macon Emory	09:22	0-0	0-0	0-2	0 0 0	1 1 0	1	0	1	0	0	-4
13 Trent Middleton Jr.	26:17	3-8	0-3	5-6	2 7 9	4 4 11	2	2	0	0	2	-1
00 Gabe Moss	03:18	0-0	0-0	0-0	0 1 1	1 0 0	0	1	0	0	0	-4
7 Tahron Allen	21:47	2-7	1-3	2-2	0 3 3	4 1 0	0	0	0	0	2	-5
Totals		27-64	7-22	22-25	14 21 35	20 16 83	12	7	5	0	11	-9

Technical Fouls: NONE

Monmouth - 92

Record: 7-16 (5-5)

NO. Name	Min	FG	3P	FT	Rebounds	Fouls	TP	AS	TO	ST	Blocks	+/-
		M-A	M-A	M-A	OR DR TOT	PF FD					BS BA	
0 Dok Muordar	F 10:48	3-3	0-0	0-0	1 1 2	1 0 6	2	0	0	2	0	4
1 Abdi Bashir Jr.	G 32:07	8-21	4-11	5-6	0 2 2	2 4 25	3	2	0	0	0	2
3 Madison Durr	G 37:15	6-13	1-2	14-14	0 3 3	1 9 27	3	2	1	1	0	10
13 Jack Collins	G 31:00	2-2	0-0	0-0	0 1 1	4 0 4	3	0	0	0	0	13
23 Cornelius Robinson Jr.	G 33:31	5-5	0-0	4-5	2 6 8	3 3 14	2	0	0	1	1	2
4 Andrew Ball	23:42	3-5	1-3	3-3	2 5 7	2 3 10	0	1	2	3	0	11
2 Jaret Valencia	18:12	1-4	0-1	0-0	1 2 3	2 1 2	0	1	0	0	3	6
7 Justin Ray	08:38	1-4	0-3	0-0	0 0 0	0 0 2	0	0	0	0	0	0
6 Jordan Meka	04:47	1-1	0-0	0-0	0 2 2	1 0 2	0	0	0	0	1	-3
Totals		30-58	6-20	26-28	8 22 30	16 20 92	13	7	4	11	0	9

Technical Fouls: NONE

	DEL	MON
Biggest lead	1 (1 st 11:56)	9 (1 st 9:15)
Best Scoring Run	5 (1 st 11:56)	10 (1 st 9:15)
Lead Changes	6	
Times Tied	3	
Time with Lead	00:56	37:08

Period by Period Scoring	1st	2nd	TOT
DEL	42	41	83
MON	44	48	92

Shooting By Period	1 st	2 nd	3 rd	4 th	OT
FG%	17.33	51.5%			
3P%	2.11	18.2%			
FT%	8.8	100%			
GM FG%	13.25	52.0%			
3PT%	4.9	44.4%			
FT%	19.20	90%			
GM FG%	30.58	51.7%			
3PT%	6.20	30.0%			
FT%	26.28	92.9%			

Dead Ball Rebounds: 1, 2

GAME 24 - UNCW 77, DELAWARE 67



Official Basketball Box Score - Final
UNCW at Delaware
02/05/25 Bas Carpenter Center, Newark
2024-25 Men's Basketball

Game Time: 6:30 PM
Game Duration: 1:52
Attendance: 2,031

Officials: Jeffrey Clark, Tim Smith, Nathan Hal



Martin INGELSBY

HEAD COACH | 9TH SEASON | NOTRE DAME '01

Martin Ingelsby enters his ninth season as the University of Delaware's men's basketball head coach in 2024-25.

During the summer of 2022, Ingelsby signed an extension that will keep him in Newark through the 2028-29 season. This was his second extension since signing his original contract in 2016.

Ingelsby and co. returned Delaware basketball to a place it has only been six times in program history with the CAA Championship title and NCAA Tournament First Round appearance in 2022. It marked the Blue Hens' first conference crown since the 2014 season.

In his time in Newark, Ingelsby and his staff have recruited and coached six Blue Hens to the pros, including Delaware's first-ever NBA player, Nate Darling.

Also under his leadership, the Blue Hens have garnered three CAA Rookie of the Year awards, 21 All-CAA honors, and six All-District nods.

During the 2021-22 campaign, Delaware posted a 22-13 record, the ninth 20+ win season ever. The 22 wins tied Ingelsby's season-best from the 2019-20 year. For the third time under Ingelsby, a Blue Hen was dubbed the league's Rookie of the Year as Jyáre Davis garnered the award with 9.7 points and 4.2 rebounds per game. Davis was also the CAA Tournament's Most Outstanding Player and was joined by teammates Kevin Anderson and Andrew Carr on the all-tournament team. Jameer Nelson Jr. rounded out the Hens' postseason CAA award winners as an All-CAA Second Team selection. Despite missing out on any CAA awards, Dylan Painter was tabbed to the NABC Second Team All-District.

Ingelsby led a steady improvement for the Blue Hens, as UD was one of just three Division I schools to increase its win total in four consecutive years from 2016-20.

In 2019-20 Ingelsby led UD to even greater heights as the Blue Hens finished 22-11, posting a five-win improvement and recording the eighth 20-win season in program history. Delaware set a program record by winning its first nine games, earning a vote in the Associated Press Top 25 poll for the first time in two decades. The Blue Hens tied for fourth place in

the CAA and defeated Charleston in the quarterfinals to advance to the semifinals for the second consecutive year.

In 2018-19 the Blue Hens finished 17-16 and were fifth in the CAA standings, posting their highest win total and highest CAA finish in five years. Delaware erased a 14-point halftime deficit in the 85-79 win over William & Mary in the CAA quarterfinals, the largest halftime comeback in CAA Tournament history.

After spending the previous 13 seasons on the Notre Dame coaching staff from 2003-16, Ingelsby led the Blue Hens to 13 victories during his first year in Newark, including a win over Hofstra in the CAA Tournament. During his second year, Delaware won 14 games and earned a CAA Tournament victory for the second consecutive year by defeating Elon in the first round.

Ingelsby, the 24th head coach in UD men's basketball history, is a native of Berwyn, Pa., and was a standout point guard for Notre Dame from 1997-2001. He began his coaching career as an assistant at Wagner College during the 2002-03 campaign before returning to his alma mater as Notre Dame's coordinator of basketball operations. He spent six seasons in that position before being promoted to assistant coach in July 2009, a position he held for seven years. During his tenure in South Bend, Ingelsby helped lead the Irish to eight NCAA Tournament appearances.

While in South Bend Ingelsby primarily worked with the Notre Dame guards and played an integral role in elevating the program's national recruiting efforts. The Fighting Irish reaped the benefits of that recruiting success over his final two seasons as Notre Dame advanced to the NCAA Tournament's Elite Eight in both 2015 and 2016.

The Fighting Irish enjoyed a magical 2014-15 campaign as Notre Dame won the Atlantic Coast Conference Tournament title, made its first Elite Eight appearance since 1979, and posted the second 30-win season in school history by finishing with a 32-6 mark.

Despite losing Jerian Grant and Pat Connaughton to the NBA, Notre Dame followed with another outstanding

campaign in 2015-16, advancing to the ACC Tournament Semifinals before making its second straight Elite Eight appearance.

Ingelsby helped mentor Grant, a first team consensus All-American and unanimous first team All-ACC pick in 2015 before getting selected by the New York Knicks with the 19th pick in the 2015 NBA Draft. He also worked extensively with Connaughton, who played in a school-record 139 games and was the 41st pick in the 2015 NBA Draft by the Brooklyn Nets. That season marked the first time since 1992 that two Notre Dame players were selected in the same year of the NBA Draft.

Under Ingelsby's tutelage, Irish point guard Demetrius Jackson enjoyed an outstanding season in 2015-16, earning second team All-ACC and NCAA East Regional All-Tournament Team accolades.

Ingelsby helped lead Notre Dame to a school-record seven consecutive 20-win seasons from 2006-13, while the Irish posted 97 victories from 2009-13, the most wins in a four-year period in school history. During Ingelsby's 13 seasons at his alma mater, Irish teams went 290-146 (.665) and the program posted a 168-76 record with six NCAA Tournament appearances in seven years once he assumed assistant coaching duties.

Ingelsby was Notre Dame's starting point guard during three of his four seasons in South Bend. As a senior in 2000-01, he averaged 8.2 points and a team-high 6.4 assists as a starter in all 30 games. A team captain during his senior year, he guided the Irish to a 20-10 overall record and the Big East's West Division championship, the school's first-ever conference title. Additionally, Notre Dame advanced to the second round of the NCAA Tournament after earning a berth in the field for the first time in more than a decade in Mike Brey's first season.

Ingelsby also started for the Irish as a freshman and sophomore and led the team in assists during three of his four seasons. He handed out a team-high 150 assists as a freshman and earned a spot on the 1998 Big East All-Rookie Team.

A two-time member of the Big East Academic All-Star Team, Ingelsby was

the recipient of the Notre Dame Club of St. Joseph Valley Rockne Student-Athlete Award during his senior season. He graduated from the Mendoza College of Business with a bachelor's degree in marketing in May 2001.

Ingelsby enjoyed an outstanding career at Archbishop Carroll High School in suburban Philadelphia where he finished as the school's all-time leading scorer with 1,425 points and led his teams to an 80-12 record during his three years on the varsity squad.

Following his senior year in 1997, he won the prestigious Markward Award, given annually to the top high school player in the Philadelphia area, and was the Gatorade Player of the Year for Philadelphia while also earning All-Catholic League honors three times. Ingelsby was also named South Catholic League MVP as a senior and was a McDonald's All-America honorable mention selection.

Ingelsby's father, Tom, was a standout guard at Villanova from 1970-73 and served as his son's head coach at Archbishop Carroll. Tom led championship game and Hawks during the 1973-Spirits of St. Louis in the

Ingelsby and his wife, of twins Will and and Ben.

Colleen, are the parents Kate, and sons Jack



INGELSBY FILE

PERSONAL

Year Coaching.....22nd season in 2024-25
College Notre Dame '01
..... Marketing
Hometown Berwyn, Pa.
High School..... Archbishop Carroll
Birthday November 24
Spouse Colleen
Children Will, Kate, Jack, Benjamin

CAREER NUMBERS/ACCOLADES

Record.....142-130 (nine seasons)
Record at Delaware..... same
CAA Record.....67-79
CAA Tournament Record.....9-7
NCAA Tournament Record0-1
NIT Record0-0

2022 CAA Tournament Champion
21 All-CAA Honorees
7 Players Turned Pro
6 All-District Honorees
3 CAA Rookie of the Year Winners

COACHING EXPERIENCE UNIVERSITY OF DELAWARE

Head Coach, eight seasons (2016-Pres.)

Season	Overall	Conf.	Post.
2016-17	13-20	5-13	
2017-18	14-19	6-12	
2018-19	17-16	8-10	
2019-20	22-11	11-7	
2020-21	7-8	5-4	
2021-22	22-13	10-8	NCAA First Rnd
2022-23	17-16	8-10	
2023-24	19-14	10-8	
2024-25	11-13	4-7	
TOTALS	142-130	67-79	ONE APPEARANCE

UNIVERSITY OF NOTRE DAME

Assistant Coach, seven seasons
(2009-2016)

Coordinator of Operations, six seasons
(2003-09)

2016 NCAA Elite Eight
2015 ACC Champions + NCAA Elite Eight
2013 NCAA First Round
2012 NCAA First Round
2011 NCAA Second Round
2010 NCAA First Round
2009 NIT
2008 NCAA Second Round
2007 NCAA First Round
2006 NIT
2005 NIT
2004 NIT

WAGNER COLLEGE

Assistant Coach, one season
2002-03

2003 NEC Champion + NCAA First Round



Gabe MOSS

00

JUNIOR | FORWARD | 6-8 | 218 | POTTSTOWN, PA | THE HILL SCHOOL

2023-24

· Missed the season due to injury

2022-23

· Missed the season due to injury

BIO

Graduated from The Hill School in 2022... Attended Twin Valley High School from 2017-2019... Averaged 11.6 points per game as a junior and 12 ppg in the seven games played as a senior... Played AAU for Philly Pride 15-16-17u... Parents are Jason Moss and Laurie Troop... Has three brothers and four sisters... Born in Phoenixville, Pa.

GAME - BY - GAME

OPP.	MIN	FG-A	3PT-A	FT-A	OR	DR	TR	F	A	TO	BL	S	PTS
Bucknell	6	0-1	0-0	0-2	1	2	3	2	0	0	0	0	0
Robert Morris													
Iona													
Bryant													
Vermont													
Yale													
Rider													
Del. State													
Duquesne													
Chestnut Hill	13	4-5	0-0	2-2	1	0	1	3	0	1	0	0	10
Misericordia	13	4-4	0-0	0-0	1	2	3	2	0	0	0	0	8
Saint Peter's	3	1-1	0-0	0-0	0	0	0	1	0	1	0	0	2
St. John's	15	2-3	0-0	0-0	0	0	0	4	0	0	0	0	4
Northeastern	5	1-2	0-0	0-2	0	0	0	0	0	0	0	0	2
Monmouth	12	2-3	0-0	2-3	1	0	1	2	0	1	0	1	6
NC A&T	5	1-2	0-0	0-0	1	0	1	0	1	1	1	0	2
Hampton	5	1-2	0-0	0-0	0	0	0	1	0	0	0	0	2
Stony Brook													
Elon													
Hofstra	2	1-1	0-0	0-0	0	0	0	0	0	0	0	0	2
Drexel	14	2-4	0-0	0-0	0	1	1	1	1	0	1	1	4
Towson													
Monmouth	3	0-0	0-0	0-0	0	1	1	1	0	1	0	0	0
UNCW	7	1-5	0-0	0-0	2	1	3	2	0	0	0	0	2
William & Mary													
Towson													
Campbell													
Drexel													
Hofstra													
Charleston													
UNCW													

MAJOR

Communication

CAREER HIGHS**POINTS**

10 vs Chestnut Hill 12/10/24

REBOUNDS

3, three times

ASSISTS

1, twice

BLOCKS

1, twice

STEALS

1, twice

FIELD GOALS

4, twice

FIELD GOAL ATT.

5, twice

3-POINTS FIELD GOALS**3-POINT FIELD GOAL ATT.****FREE THROWS**

2, twice

FREE THROW ATT.

3 vs Monmouth 1/4/25

				Field Goals		3-Point		F-Throws		Rebounds								Scoring		
SEASON	TEAM	GP-GS	MIN/AVG	FG-FGA	FG%	3FG-3FGA	3FG%	FT-FTA	FT%	OFF	DEF	TOT	AVG	PF-FO	A	TO	BLK	STL	PTS	AVG
2024-25	UD	13-0	104/8.0	20-33	.606	0-0	.000	4-9	.444	7	7	14	1.1	19-0	2	5	2	2	44	3.4
TOTAL		13-0	104/8.0	20-33	.606	0-0	.000	4-9	.444	7	7	14	1.1	19-0	2	5	2	2	44	3.4



Izaiah PASHA

1

FRESHMAN | GUARD | 6-4 | 190 | HARRISBURG, PA | CARDINAL O'HARA

BIO

Graduated from Cardinal O'Hara in 2023... Spent a prep year at St. Thomas More School in Oakdale, Connecticut during 2023-24 season... Former three-star recruit by 247 Sports... Previously signed with Iona before reclassifying... Averaged 17.7 points, 7.7 rebounds, 4.3 assists, 1.9 steals, and 1.4 blocks per game as a senior... Scoring total was fifth-best in the Philadelphia Catholic League... All-Philadelphia Catholic League First Team and Pennsylvania Sportswriters Boys' Basketball All-State 4A First Team selection in senior year... Tallied 16.9 points, 6.8 rebounds, and 3.7 assists per game as a junior... Named Pennsylvania Sportswriters Boys' Basketball All-State 4A Second Team selection as a junior... Selected as Delaware Country Player of the Year by Delaware County Times his junior year... Spent first two years of high school at Central Dauphin ... Played AAU for Philly Pride... Son of Melinda Laureano... Born in Philadelphia, Pennsylvania.

GAME-BY-GAME

OPP.	MIN	FG-A	3PT-A	FT-A	OR	DR	TR	F	A	TO	BL	S	PTS
Bucknell	23	1-8	0-2	1-2	0	4	4	1	2	4	2	1	3
Robert Morris	15	2-3	1-2	2-2	1	2	3	2	3	2	0	0	7
Iona	27	3-10	0-4	2-2	1	3	4	2	2	2	2	0	8
Bryant	13	2-7	1-2	2-2	2	2	4	1	2	1	0	0	7
Vermont	30	7-9	2-2	4-4	0	2	2	4	3	6	1	0	20
Yale	37	6-12	0-3	5-7	2	7	9	2	3	3	1	0	17
Rider	37	7-10	0-0	1-2	1	5	6	1	3	1	0	1	15
Del. State	30	4-8	0-3	4-4	0	4	4	2	4	2	2	0	10
Duquesne	33	4-12	0-0	2-4	2	2	4	1	4	2	1	0	12
Chestnut Hill	26	3-4	0-0	0-0	2	6	8	0	5	2	1	0	6
Misericordia													
Saint Peter's	34	5-8	1-2	2-2	0	4	4	4	5	5	0	1	13
St. John's	24	5-12	0-2	0-0	0	0	0	4	5	4	0	0	10
Northeastern	35	4-8	1-2	5-6	1	1	2	4	0	5	1	2	14
Monmouth	12	1-2	0-0	5-8	0	1	1	3	1	2	0	0	7
NC A&T	36	7-11	0-0	8-9	1	4	5	1	6	0	0	2	22
Hampton	29	4-8	0-0	3-3	1	0	1	3	2	1	0	0	11
Stony Brook	24	4-7	1-2	3-4	1	4	5	2	1	3	0	0	12
Elon	28	3-8	0-2	2-5	1	3	4	3	2	4	1	1	8
Hofstra	18	0-2	0-1	0-0	0	2	2	0	5	0	0	0	0
Drexel													
Towson	29	4-10	1-2	3-3	1	2	3	1	3	3	0	0	12
Monmouth	19	2-3	0-0	4-4	2	0	2	1	1	1	0	0	8
UNCW	38	7-9	2-2	3-5	1	4	5	2	5	3	0	3	19
William & Mary													
Towson													
Campbell													
Drexel													
Hofstra													
Charleston													
UNCW													

MAJOR

University Studies

CAREER HIGHS

POINTS

22 at NC A&T 1/9/25

REBOUNDS

9 vs Yale 11/24/24

ASSISTS

6 at NC A&T 1/9/25

BLOCKS

2, three times

STEALS

3 vs UNCW 2/6/25

FIELD GOALS

7, four times

FIELD GOAL ATT.

12, three times

3-POINTS FIELD GOALS

2, twice

3-POINT FIELD GOAL ATT.

4 at Iona 11/12/24

FREE THROWS

8 at NC A&T 1/9/25

FREE THROW ATT.

9 at NC A&T 1/9/25

				Field Goals		3-Point		F-Throws		Rebounds				Scoring						
SEASON	TEAM	GP-GS	MIN/AVG	FG-FGA	FG%	3FG-3FGA	3FG%	FT-FTA	FT%	OFF	DEF	TOT	AVG	PF-FO	A	TO	BLK	STL	PTS	AVG
2024-25	UD	22-21	598/27.2	85-171	.497	10-33	.303	61-78	.782	20	62	82	3.7	44-0	67	56	12	11	241	11.0
TOTAL		22-21	598/27.2	85-171	.497	10-33	.303	61-78	.782	20	62	82	3.7	44-0	67	56	12	11	241	11.0



John CAMDEN

2

SENIOR | FORWARD | 6-8 | 220 | DOWNINGTOWN, PA | BREWSTER ACADEMY | VIRGINIA TECH/MEMPHIS

HONORS AND AWARD

All-ACC Academic Team (2022-23)

2023-24 AT VIRGINIA TECH

- Appeared in 14 games
- Dropped a season-best nine points against Auburn
- Shot over 40-percent from long range on five occasions

2022-23 AT VIRGINIA TECH

- All-ACC Academic Team
- Played in 23 games, averaging eight minutes per contest
- Scored season-high eight points against Syracuse

2021-22 AT MEMPHIS

- Appeared in one game before missing the season due to injury

BIO

Graduated from Brewster Academy in 2021... Spent one season at Brewster after playing first three years at Archbishop Carroll... Averaged 15.8 points per game junior season... Born in Richmond, Virginia... Son of Tex and Susan Camden... Has three sisters, one played lacrosse at Ohio State, one played lacrosse at Drexel, one played basketball at Penn State and Richmond.

GAME-BY-GAME

OPP.	MIN	FG-A	3PT-A	FT-A	OR	DR	TR	F	A	TO	BL	S	PTS
Bucknell	28	8-15	2-5	1-2	3	0	3	5	1	3	2	1	19
Robert Morris	24	1-6	1-4	6-8	0	3	3	3	0	1	1	0	9
Iona	22	3-9	2-4	0-1	2	3	5	2	1	0	0	0	8
Bryant	34	10-16	4-6	3-3	2	3	5	0	0	0	2	2	27
Vermont	32	4-10	2-6	9-9	0	1	1	1	3	0	0	1	19
Yale	38	9-15	7-11	5-5	1	7	8	2	2	1	0	0	30
Rider	34	5-12	1-4	1-3	1	6	7	0	0	0	0	0	12
Del. State	29	5-8	3-4	0-0	0	6	6	1	4	3	0	2	13
Duquesne	33	2-10	0-6	5-6	1	4	5	3	3	2	0	2	9
Chestnut Hill	26	2-11	1-7	1-2	1	7	8	0	2	0	0	1	6
Misericordia	28	4-8	1-5	5-5	0	5	5	2	2	1	0	3	14
Saint Peter's	36	2-10	2-8	7-12	1	2	3	1	3	0	0	0	13
St. John's	40	13-18	9-11	0-0	0	4	4	1	4	2	0	3	35
Northeastern	39	6-10	4-7	5-6	1	7	8	1	3	1	0	0	21
Monmouth	34	5-8	2-5	3-5	1	7	8	2	7	2	0	1	15
NC A&T	32	7-13	2-5	5-6	0	10	10	2	1	2	0	0	21
Hampton	35	7-14	3-7	3-5	0	2	2	2	5	1	0	2	20
Stony Brook	37	8-16	1-4	2-2	2	7	9	3	1	1	1	1	19
Elon	35	9-11	3-5	7-8	1	2	3	2	0	3	2	0	28
Hofstra	34	5-13	3-6	2-3	1	5	6	1	1	1	0	0	15
Drexel	35	2-11	1-6	0-0	0	1	1	0	2	1	1	0	5
Towson	36	7-12	3-5	0-1	0	6	6	3	1	4	1	3	17
Monmouth	36	6-14	3-6	5-5	1	3	4	3	1	1	0	3	20
UNCW	38	4-11	3-7	2-2	1	3	4	3	2	2	1	1	13
William & Mary													
Towson													
Campbell													
Drexel													
Hofstra													
Charleston													
UNCW													

MAJOR

Business Management

CAREER HIGHS

POINTS

35 at St. John's 12/28/24

REBOUNDS

10 at NC A&T 1/9/25

ASSISTS

7 vs Monmouth 1/4/25

BLOCKS

2, three times

STEALS

3, four times

FIELD GOALS

13 at St. John's 12/28/24

FIELD GOAL ATT.

18 at St. John's 12/28/24

3-POINT FIELD GOALS

9 at St. John's 12/28/24

3-POINT FIELD GOAL ATT.

11, twice

FREE THROWS

9 vs Vermont 11/23/24

FREE THROW ATT.

12 at Saint Peter's 12/20/24

SEASON HIGHS

POINTS

35 at St. John's 12/28/24

REBOUNDS

10 at NC A&T 1/9/25

ASSISTS

7 vs Monmouth 1/4/25

BLOCKS

2, three times

STEALS

3, four times

FIELD GOALS

13 at St. John's 12/28/24

FIELD GOAL ATT.

18 at St. John's 12/28/24

3-POINT FIELD GOALS

9 at St. John's 12/28/24

3-POINT FIELD GOAL ATT.

11, twice

FREE THROWS

9 vs Vermont 11/23/24

FREE THROW ATT.

12 at Saint Peter's 12/20/24

MINUTES PLAYED

40 at St. John's 12/28/24

				Field Goals		3-Point		F-Throws		Rebounds										Scoring	
SEASON	TEAM	GP-GS	MIN/AVG	FG-FGA	FG%	3FG-3FGA	3FG%	FT-FTA	FT%	OFF	DEF	TOT	AVG	PF-FO	A	TO	BLK	STL	PTS	AVG	
2021-22	Mem	1-0	2/1.7	0-0	.000	0-0	.000	0-0	.000	0	1	1	1.0	0-0	0	0	0	0	0	0.0	
2022-23	VT	23-0	183/8.0	9-36	.250	6-26	.231	5-9	.556	6	16	22	1.0	17-0	4	2	2	0	29	1.3	
2023-24	VT	14-0	63/4.5	7-19	.368	7-15	.467	5-7	.714	4	10	14	1.0	5-0	2	6	0	1	26	1.9	
2024-25	UD	24-24	797/33.2	134-281	.477	63-144	.438	77-99	.778	20	104	124	5.2	43-1	49	32	11	26	408	17.0	
TOTAL FOR UD		24-24	797/33.2	134-281	.477	63-144	.438	77-99	.778	20	104	124	5.2	43-1	49	32	11	26	408	17.0	
TOTAL		62-24	1045/16.9	150-336	.446	76-185	.411	87-115	.757	30	131	161	2.6	65-1	55	40	13	27	463	7.5	



Cavan REILLY

3

JUNIOR | GUARD | 6-4 | 188 | LOVETTSVILLE, VA | BISHOP O'CONNELL

AWARDS AND HONORS

- Holds the program record for three-point field goal percentage by a rookie (45.3)

2023-24

- Played in 32 games, making 30 starts averaging 29.4 minutes per game on 39.4% from the field and 37.8% on threes
- Averaged 9.2 points, 2.2 assists, and 1.3 steals per game
- Reached double figures points 14 times
- Led the team in steals per game
- Finished the season tied for second on the team in free throw percentage
- Scored 24 points, including six threes against UNC Greensboro at the Baha Mar Hoops Nassau Championship
- Ranked ninth in the CAA with 70 3PM

2022-23

- Appeared in 29 games
- Averaged 5.4 points per game on a 43.3 percent shooting percentage
- Made 34 out of 75 three-point attempts
- Set the single season program record for three-point percentage by a freshman (45.3 percent)

BIO

Graduated from Bishop O'Connell in 2022... Attended Middleburg Academy from 2018-2020 and Bishop O'Connell from 2020-2022... Four-year letterman and three-year starter... Tallied 12.4 points per game as a senior while shooting 41 percent from deep and 87 percent at the line... 2022 McDonald's All-American Games nominee... Tarkanian Classic Platinum All-Circuit Team... Beach Ball Classic All-Tournament Team... All-WCAC Honorable Mention... Also played golf in high school... Played AAU for DC Premier 15u, 16u, 17u... Son of Terry and Denise Reilly... Has two sisters, Chloe and Lilly, and one brother, Logan... Born in Leesburg, Virginia

GAME-BY-GAME

OPP.	MIN	FG-A	3PT-A	FT-A	OR	DR	TR	F	A	TO	BL	S	PTS
Bucknell	28	2-6	1-5	1-2	0	0	0	3	1	0	0	0	6
Robert Morris	26	3-4	1-2	3-4	0	4	4	2	0	0	1	1	10
Iona	22	3-9	2-4	0-1	2	3	5	2	1	0	0	0	8
Bryant	34	7-12	1-3	0-1	2	0	2	2	3	1	0	2	15
Vermont	33	6-9	2-5	4-6	0	4	4	1	1	2	0	0	18
Yale	35	5-10	5-10	8-8	0	1	1	4	3	1	0	0	23
Rider	37	6-12	4-10	2-2	0	3	3	0	4	1	0	0	18
Del. State	32	7-11	5-7	1-1	0	5	5	3	1	2	0	1	20
Duquesne	30	3-6	2-5	0-0	2	1	3	4	1	2	0	0	8
Chestnut Hill	29	3-8	1-5	0-0	0	4	4	2	1	4	0	3	7
Misericordia	33	3-10	3-9	2-2	3	1	4	0	3	2	0	0	11
Saint Peter's	31	3-7	2-6	2-2	0	2	2	2	0	0	0	0	10
St. John's	34	1-8	0-5	0-0	1	5	6	1	0	2	0	2	2
Northeastern	DNP - Illness												
Monmouth	DNP - Illness												
NC A&T	35	4-9	1-3	4-5	0	5	5	4	4	2	0	1	13
Hampton	39	8-11	2-4	0-0	1	2	3	3	3	1	1	0	18
Stony Brook	32	1-7	1-6	2-2	0	2	2	4	1	0	0	4	5
Elon	32	6-9	4-7	2-2	0	3	3	4	0	2	0	0	18
Hofstra	34	2-6	2-5	0-0	0	1	1	1	1	0	0	2	6
Drexel	37	7-12	2-4	1-2	0	3	3	2	2	0	0	3	17
Towson	35	1-4	0-3	0-0	1	3	4	1	2	2	0	2	2
Monmouth	35	8-15	1-6	2-2	0	0	0	3	3	1	0	1	19
UNCW	DNP - Illness												
William & Mary													
Towson													
Campbell													
Drexel													
Hofstra													
Charleston													
UNCW													

MAJOR

Sport Management

CAREER HIGHS

POINTS

24 vs UNCG 11/25/23

REBOUNDS

6, three times

ASSISTS

4, three times

BLOCKS

1, 11 times

STEALS

4, twice

FIELD GOALS

8, twice

FIELD GOAL ATT

15 at Monmouth 2/1/25

3-POINT FIELD GOALS

6 vs UNCG 11/25/23

3-POINT FIELD GOAL ATT

11 vs UNCG 11/25/23

FREE THROWS

8 vs Yale 11/24/24

FREE THROW ATT

8 vs Yale 11/24/24

SEASON HIGHS

POINTS

23 vs Yale 11/24/24

REBOUNDS

6, twice

ASSISTS

4, twice

BLOCKS

1 vs Robert Morris 11/7/24

STEALS

4 vs Stony Brook 1/16/25

FIELD GOALS

8, twice

FIELD GOAL ATT

15 at Monmouth 2/1/25

3-POINT FIELD GOALS

5, twice

3-POINT FIELD GOAL ATT

10, twice

FREE THROWS

8 vs Yale 11/24/24

FREE THROW ATT

8 vs Yale 11/24/24

MINUTES PLAYED

39 at Hampton 1/11/25

				Field Goals		3-Point		F-Throws		Rebounds									Scoring	
SEASON	TEAM	GP-GS	MIN/AVG	FG-FGA	FG%	3FG-3FGA	3FG%	FT-FTA	FT%	OFF	DEF	TOT	AVG	PF-FO	A	TO	BLK	STL	PTS	AVG
2022-23	UD	29-0	500/17.2	52-120	.433	34-75	.453	20-24	.833	8	28	36	1.2	37-1	15	19	3	8	158	5.4
2023-24	UD	32-30	942/29.4	99-251	.394	70-185	.378	27-34	.794	12	58	70	2.2	57-0	30	35	5	40	295	9.2
2024-25	UD	21-21	686/32.7	88-182	.484	41-114	.360	38-45	.844	12	53	65	3.1	48-0	34	27	3	22	255	12.1
TOTAL		82-51	2128/26.0	239-553	.432	145-374	.388	85-103	.825	32	139	171	2.1	142-1	79	81	11	70	708	8.6



Niels LANE

4

SENIOR | GUARD | 6-5 | 215 | FREEHOLD, NJ | ROSELLE CATHOLIC | FLORIDA

MAJOR

Communication

CAREER HIGHS

POINTS

22 vs NC A&T 1/25/24

REBOUNDS

10 vs Elon 1/18/25

ASSISTS

9 vs Misericordia 12/17/24

BLOCKS

2, five times

STEALS

5 vs Misericordia 12/17/24

FIELD GOALS

9 at NC A&T 1/9/25

FIELD GOAL ATT.

16 vs Stony Brook 1/16/25

3-POINT FIELD GOALS

4 vs NC A&T 1/25/24

3-POINT FIELD GOAL ATT.

5 vs NC A&T 1/25/24

FREE THROWS

9 vs Bryant 11/18/24

FREE THROW ATT.

10 vs Bryant 11/18/24

SEASON HIGHS

POINTS

20, twice

REBOUNDS

10 vs Elon 1/18/25

ASSISTS

9 vs Misericordia 12/17/24

BLOCKS

2, three times

STEALS

5 vs Misericordia 12/17/24

FIELD GOALS

9 at NC A&T 1/9/25

FIELD GOAL ATT.

16 vs Stony Brook 1/16/25

3-POINT FIELD GOALS

2, five times

3-POINT FIELD GOAL ATT.

5 at Hofstra 1/23/25

FREE THROWS

9 vs Bryant 11/18/24

FREE THROW ATT.

10 vs Bryant 11/18/24

MINUTES PLAYED

38 vs Stony Brook 1/16/25

2023-24

- Played in 33 games, starting all of them averaging 29.4 minutes per game on 51.4% from the field
- Averaged 9.7 points, 3.0 rebounds, and 1.6 assists per game
- Scored in double figures 15 times
- Scored a season high 22 points and four 3PM against North Carolina A&T
- Finished the season tied for second on the team in field goal percentage

2022-23 AT FLORIDA

- Averaged 2.4 points and 1.2 rebounds in 14 games played.
- Scored a season-high eight points vs. Kentucky, shooting 3-for-6 from the field and 2-for-2 from the free throw line

2021-22 AT FLORIDA

- Averaged 3.0 points and 2.0 rebounds per game, making 21 appearances with three starts
- Best game came in the 2022 SEC Tournament with career highs of 16 points and nine rebounds against Texas A&M
- Made his first career start in the win vs. Ole Miss, playing a career-high 29 minutes

2020-21 AT FLORIDA

- Recorded 15 points, 10 rebounds, four assists, two steals, and one blocked shot in 14 appearances
- Had six points and five rebounds in a season high 18 minutes against #6 Tennessee
- Also posted six points in the win vs. Stetson

BIO

Graduated from Roselle Catholic in Roselle, N.J. in 2020... Tallied over 1,000 career points and was a 2019 State Champion... Aided the team to a 22-7 record in his senior season to earn a spot in the state championship game, which was cancelled due to COVID-19... Posted one career triple-double with 16 points, 10 rebounds, and 10 assists... Son of Rod and Kim Lane... Parents played basketball at then DI Armstrong State... During middle school, he was a nationally-ranked fencer

GAME-BY-GAME

OPP.	MIN	FG-A	3PT-A	FT-A	OR	DR	TR	F	A	TO	BL	S	PTS
Bucknell	34	6-9	2-3	2-2	0	5	5	2	1	2	0	0	16
Robert Morris	31	8-12	0-0	3-6	0	7	7	2	1	3	1	3	19
Iona	34	5-9	2-3	2-2	1	5	6	3	1	5	1	4	14
Bryant	24	2-8	0-1	9-10	0	4	4	3	1	3	1	2	13
Vermont	32	3-10	1-3	0-0	0	1	1	2	1	4	0	1	7
Yale	DNP - Coach's Decision												
Rider	19	1-5	1-2	2-2	1	4	5	3	1	2	1	1	5
Del. State	21	3-6	1-2	5-8	0	1	1	2	1	1	1	0	12
Duquesne	25	8-10	2-3	2-3	0	4	4	3	1	2	1	0	20
Chestnut Hill	30	4-9	1-2	4-4	2	5	7	1	6	3	2	0	13
Misericordia	34	5-11	2-4	0-0	1	4	5	2	9	6	2	5	12
Saint Peter's	34	8-13	1-2	3-4	2	2	4	0	1	1	2	1	20
St. John's	25	6-11	0-2	2-2	1	1	2	2	1	3	0	0	14
Northeastern	36	7-15	0-2	0-1	1	3	4	4	0	0	0	3	14
Monmouth	34	7-14	1-2	2-2	0	2	2	4	2	3	0	1	17
NC A&T	28	9-14	0-1	0-0	1	3	4	5	2	3	1	0	18
Hampton	36	5-10	0-2	0-1	1	4	5	3	4	2	1	1	10
Stony Brook	38	8-16	1-3	3-4	5	4	9	2	1	3	0	0	20
Elon	34	5-12	0-1	0-0	3	7	10	4	2	4	0	1	10
Hofstra	32	5-13	2-5	4-4	1	3	4	0	5	2	0	2	16
Drexel	32	3-8	0-2	0-0	0	3	3	2	1	3	1	1	6
Towson	32	6-8	0-1	1-1	3	2	5	0	4	5	0	1	13
Monmouth	DNP - Hip												
UNCW	DNP - Hip												
William & Mary													
Towson													
Campbell													
Drexel													
Hofstra													
Charleston													
UNCW													

				Field Goals		3-Point		F-Throws		Rebounds										Scoring	
SEASON	TEAM	GP-GS	MIN/AVG	FG-FGA	FG%	3FG-3FGA	3FG%	FT-FTA	FT%	OFF	DEF	TOT	AVG	PF-FO	A	TO	BLK	STL	PTS	AVG	
2020-21	UF	14-0	81/5.8	5-19	.263	0-7	.000	5-6	.833	2	8	10	0.7	6-0	4	0	1	2	15	1.1	
2021-22	UF	21-3	321/15.3	24-45	.533	1-6	.167	14-20	.700	13	28	41	2.0	30-0	10	15	7	7	63	3.0	
2022-23	UF	14-0	123/8.8	14-32	.438	0-1	.000	5-12	.417	8	9	17	1.2	20-1	3	6	2	5	33	2.4	
2023-24	UD	33-33	860/26.1	127-247	.514	12-42	.286	53-69	.768	24	76	100	3.0	80-2	53	46	8	22	319	9.7	
2024-25	UD	21-18	646/30.8	114-223	.511	17-46	.370	44-56	.786	23	74	97	4.6	47-1	51	58	15	27	289	13.8	
TOTAL FOR UD		54-51	1506/27.9	241-470	.513	29-88	.330	97-125	.776	47	150	197	3.6	127-3	104	104	23	49	608	11.3	
TOTAL		103-54	2031/19.7	284-566	.502	30-102	.294	121-163	.742	70	195	265	2.6	183-4	121	125	33	63	719	7.0	



Macon EMORY

5

FRESHMAN | FORWARD | 6-8 | 185 | DEVON, PA | PERKIOMEN

BIO

Graduated from Perkiomen School in 2024... Two-year starter in basketball... Four-time state champion... Was a captain his senior year... Also ran track... Started his high school career at Conestoga before he transferred to the Blue Ridge School in Virginia... During his junior campaign at Perkiomen, he averaged 9.0 points, and 6.0 rebounds per game while shooting 36 percent from long range... Earned Third Team All-State honors as a junior en route to the Panthers first-ever PAISAA championship. Son of Andrew and Rebecca Emory... Both parents played four years of basketball at William & Mary... Has two brothers, Jackson and Houston... Houston is a teammate on the men's basketball team... Played with Houston and Blue Hen teammate, Kobe Jerome at Blue Ridge.

MAJOR

University Studies

CAREER HIGHS

POINTS

12 at NC A&T 1/9/25

REBOUNDS

8, twice

ASSISTS

3 vs Stony Brook 1/16/25

BLOCKS

3 vs Misericordia 12/17/24

STEALS

3 at Drexel 1/25/25

FIELD GOALS

4, four times

FIELD GOAL ATT.

9, twice

3-POINTS FIELD GOALS

3, three times

3-POINT FIELD GOAL ATT.

6, twice

FREE THROWS

3 at Saint Peter's 12/20/24

FREE THROW ATT.

3 at Saint Peter's 12/20/24

GAME-BY-GAME

OPP.	MIN	FG-A	3PT-A	FT-A	OR	DR	TR	F	A	TO	BL	S	PTS
Bucknell	DNP - Ankle												
Robert Morris	9	0-2	0-1	0-0	0	0	0	1	0	0	0	0	0
Iona	10	1-3	0-1	1-2	2	1	3	1	0	1	0	2	3
Bryant	22	2-7	0-3	0-0	2	1	3	2	2	2	0	1	4
Vermont	16	0-1	0-1	0-0	0	5	5	4	0	0	1	0	0
Yale	DNP - Coach's Decision												
Rider	7	0-1	0-1	0-0	0	0	0	0	0	0	0	0	0
Del. State	12	0-2	0-2	0-0	0	2	2	2	2	0	1	0	0
Duquesne	8	0-2	0-1	0-0	1	1	2	3	0	0	1	0	0
Chestnut Hill	16	4-9	2-6	0-0	2	4	6	0	0	1	2	0	10
Misericordia	18	1-5	1-5	2-2	0	3	3	3	2	0	3	1	5
Saint Peter's	16	1-2	0-0	3-3	1	2	3	5	0	0	0	0	5
St. John's	11	0-1	0-0	0-0	0	1	1	0	0	1	0	0	0
Northeastern	7	0-0	0-0	0-0	0	3	3	2	0	0	0	0	0
Monmouth	28	4-9	3-6	0-0	4	4	8	3	0	1	2	1	11
NC A&T	23	4-5	3-4	1-1	0	6	6	3	0	1	2	1	12
Hampton	11	1-4	0-2	1-1	1	3	4	4	0	1	0	0	3
Stony Brook	24	4-6	3-5	0-0	2	6	8	4	3	2	1	0	11
Elon	16	0-2	0-2	0-0	0	1	1	2	0	0	1	0	0
Hofstra	19	3-5	2-3	0-0	0	1	1	2	1	1	0	0	8
Drexel	21	0-2	0-2	0-0	1	3	4	2	0	3	0	3	0
Towson	7	1-2	0-1	1-1	0	0	0	4	0	0	0	0	3
Monmouth	10	0-0	0-0	0-2	0	0	0	1	1	0	0	1	0
UNCW	33	1-6	0-3	0-0	1	3	4	2	0	0	1	2	2
William & Mary													
Towson													
Campbell													
Drexel													
Hofstra													
Charleston													
UNCW													

				Field Goals		3-Point		F-Throws		Rebounds								Scoring		
SEASON	TEAM	GP-GS	MIN/AVG	FG-FGA	FG%	3FG-3FGA	3FG%	FT-FTA	FT%	OFF	DEF	TOT	AVG	PF-FO	A	TO	BLK	STL	PTS	AVG
2024-25	UD	22-3	341/15.5	27-76	.355	14-49	.286	9-12	.750	17	50	67	3.0	50-1	11	14	15	12	77	3.5
TOTAL		22-3	341/15.5	27-76	.355	14-49	.286	9-12	.750	17	50	67	3.0	50-1	11	14	15	12	77	3.5



Tahron ALLEN

7

SENIOR | GUARD | 6-5 | 200 | BROOKLYN, NY | BROOKLYN COLLEGIATE | WAGNER/MONMOUTH

HONORS AND AWARDS

- 2024 NEC Champion
- 2024 NEC Tournament MVP
- CAA Commissioner's Spring Honor Roll (2023)

MAJOR

Communication

CAREER HIGHS

POINTS

23 at NC A&T 1/28/23

REBOUNDS

12 vs Molloy 11/9/23

ASSISTS

5 vs Delaware St 12/4/24

BLOCKS

2, twice

STEALS

6 at Stony Brook 2/8/23

FIELD GOALS

10 at Sacred Heart 3/6/24

FIELD GOAL ATT.

20 at Sacred Heart 3/6/24

3-POINT FIELD GOALS

3, four times

3-POINT FIELD GOAL ATT.

4, six times

FREE THROWS

7 at Hampton 2/23/23

FREE THROW ATT.

11 at Hampton 2/23/23

SEASON HIGHS

POINTS

14 at Iona 11/12/24

REBOUNDS

3, twice

ASSISTS

5 vs Delaware St 12/3/24

BLOCKS

1 vs Yale 11/24/24

STEALS

3, twice

FIELD GOALS

6 at Iona 11/12/24

FIELD GOAL ATT.

11 at Iona 11/12/24

3-POINT FIELD GOALS

3 vs Delaware St 12/3/24

3-POINT FIELD GOAL ATT.

4 vs Delaware St 12/3/24

FREE THROWS

2, four times

FREE THROW ATT.

3 vs Yale 11/24/24

MINUTES PLAYED

26 at Drexel 1/25/25

2023-24 AT WAGNER

- NEC Champion
- NEC Tournament MVP
- Played in 32 games with 24 starts
- Tallied 10.5 points, 5.1 rebounds, while shooting 40.5 percent overall and 44.1 percent from deep
- Posted 17 double-digit scoring games, including three 20-point outings and two double-doubles

2022-23 AT MONMOUTH

- Named to CAA Spring Commissioner's Honor Roll
- Played in 33 games, making 26 starts
- Averaged 8.0 points and 2.1 rebounds per game
- Registered 11 double-digit scoring outings

2021-22 AT MONMOUTH

- Played 19 games as a freshman
- Made collegiate debut against Lehigh

BIO

Graduated from Brooklyn Collegiate Prep in 2021.. Competed for the PPA Broncos.. Averaged 33.6 points and 8.8 rebounds as a senior to go along with a 62.8 percent field goal percentage.. Tallied 17.7 points and 9.1 rebounds as a junior.. First Team All-Conference selection as a senior and Second Team All-Conference as a junior.. First Team All-State in final season.. Son of Michael Allen.

GAME-BY-GAME

OPP.	MIN	FG-A	3PT-A	FT-A	OR	DR	TR	F	A	TO	BL	S	PTS
Bucknell	18	1-6	0-1	0-0	0	3	3	0	1	1	0	1	2
Robert Morris	12	2-3	0-0	0-0	0	0	0	1	0	2	0	1	4
Iona	21	6-11	2-2	0-0	1	2	3	2	0	2	0	1	14
Bryant	11	2-4	1-1	0-0	0	1	1	2	0	0	0	0	5
Vermont	10	0-2	0-1	0-0	0	2	2	1	0	0	0	0	0
Yale	24	4-7	1-2	2-3	0	1	1	4	2	1	1	3	11
Rider	21	2-6	0-1	1-2	0	1	1	1	2	0	0	0	5
Del. State	21	3-5	3-4	0-2	0	2	2	2	5	1	0	3	9
Duquesne	13	1-5	1-3	2-2	0	0	0	2	1	0	0	0	5
Chestnut Hill													DNP - Back
Misericordia													DNP - Back
Saint Peter's													DNP - Back
St. John's													DNP - Back
Northeastern													DNP - Illness
Monmouth													DNP - Illness
NC A&T													DNP - Back
Hampton													DNP - Back
Stony Brook													DNP - Back
Elon													DNP - Back
Hofstra													DNP - Coach's Decision
Drexel	26	3-7	0-1	2-2	0	2	2	1	1	0	0	0	8
Towson	4	0-0	0-0	0-0	0	1	1	0	0	0	0	0	0
Monmouth	22	2-7	1-3	2-2	3	0	3	4	1	0	0	0	7
UNCW	23	4-8	1-3	1-2	0	0	0	1	0	1	0	0	10
William & Mary													
Towson													
Campbell													
Drexel													
Hofstra													
Charleston													
UNCW													

				Field Goals		3-Point		F-Throws		Rebounds										Scoring	
SEASON	TEAM	GP-GS	MIN/AVG	FG-FGA	FG%	3FG-3FGA	3FG%	FT-FTA	FT%	OFF	DEF	TOT	AVG	PF-FO	A	TO	BLK	STL	PTS	AVG	
2021-22	MU	19-0	122/6.4	9-29	.310	1-8	.125	6-8	.750	6	10	16	0.8	17-1	3	7	2	0	25	1.3	
2022-23	MU	33-26	670/20.3	109-257	.424	3-20	.150	42-71	.592	27	69	96	2.9	70-1	28	28	8	32	263	8.0	
2023-24	WC	32-24	884/27.6	122-301	.405	26-59	.441	65-92	.707	59	103	162	5.1	77-0	30	43	6	20	335	10.5	
2024-25	UD	13-5	226/17.4	30-71	.423	10-22	.455	10-15	.667	4	15	19	1.5	21-0	13	8	1	9	80	6.2	
TOTAL FOR UD		13-5	226/17.4	30-71	.423	10-22	.455	10-15	.667	4	15	19	1.5	21-0	13	8	1	9	80	6.2	
TOTAL		97-55	1902/19.6	270-658	.410	40-109	.367	123-186	.661	96	197	293	3.0	185-2	74	86	17	61	703	7.2	



Kevin KOGBARA

8

JUNIOR | FORWARD | 6-8 | 275 | PEORIA, AZ. | DREAM CITY | BISHOP STATE/ ALLAN HANCOCK

2023-24 AT BISHOP STATE COMMUNITY COLLEGE

- Played in 25 games, making three starts
- Averaged 6.2 points and 4.2 rebounds per game
- Shot 41.9 percent from the field

2022-23 AT ALLAN HANCOCK COLLEGE

- Played in 25 games with five starts
- Recorded 8.9 points and 5.5 rebounds per outing
- Shot 56.1 percent overall

BIO

Holds an associate degree in general studies from Bishop State Community College... Spent 2021-22 at Skyline Prep School... Graduated from Dream City High School in 2021... Spent freshman through junior year at Peoria High School... Second Team All-Region in 2020... Played AAU for Team Mphasis... Son of Angela Kogbara... Has two sisters, Brittany and Michelle.

GAME - BY - GAME

OPP.	MIN	FG-A	3PT-A	FT-A	OR	DR	TR	F	A	TO	BL	S	PTS
Bucknell	4	0-0	0-0	0-0	0	0	0	4	1	1	0	1	0
Robert Morris	10	2-5	1-1	0-0	2	4	6	2	0	3	0	0	5
Iona	8	0-2	0-0	0-0	1	0	1	1	2	0	1	0	0
Bryant	5	0-3	0-2	0-0	0	1	1	0	0	0	0	0	0
Vermont													
DNP - Coach's Decision													
Yale	10	0-0	0-0	0-0	0	4	4	3	2	2	0	0	0
Rider	3	1-2	0-0	0-0	1	0	1	0	0	0	0	0	2
Del. State	5	0-0	0-0	0-0	1	2	3	1	1	2	0	0	0
Duquesne	3	0-0	0-0	0-0	0	0	0	1	0	0	0	0	0
Chestnut Hill	4	1-1	0-0	0-0	0	1	1	0	0	0	0	1	2
Misericordia													
DNP - Coach's Decision													
Saint Peter's													
DNP - Coach's Decision													
St. John's	2	0-0	0-0	0-0	1	0	1	0	0	0	0	0	0
Northeastern	5	2-2	0-0	0-0	0	0	0	0	0	2	0	0	4
Monmouth	11	4-4	0-0	0-0	1	5	6	2	1	0	0	0	8
NC A&T	4	0-1	0-0	0-0	0	0	0	0	0	1	0	0	0
Hampton													
DNP - Coach's Decision													
Stony Brook	3	0-0	0-0	0-0	0	1	1	1	0	0	0	0	0
Elon	5	0-2	0-0	0-0	2	1	3	0	0	0	0	0	0
Hofstra	6	0-1	0-1	0-0	0	2	2	2	1	1	0	0	0
Drexel													
DNP - Coach's Decision													
Towson	12	2-4	0-0	1-2	1	1	2	0	0	1	0	0	5
Monmouth	11	1-7	0-0	0-0	2	2	4	0	0	0	0	0	2
UNCW	23	2-7	1-3	0-0	1	3	4	2	2	4	1	1	5
William & Mary													
Towson													
Campbell													
Drexel													
Hofstra													
Charleston													
UNCW													

MAJOR

Sociology

CAREER HIGHS

POINTS

8 vs Monmouth 1/4/25

REBOUNDS

6, twice

ASSISTS

2, three times

BLOCKS

1, twice

STEALS

1, three times

FIELD GOALS

4 vs Monmouth 1/4/25

FIELD GOAL ATT.

7, twice

3-POINTS FIELD GOALS

1 vs Robert Morris 11/7/24

3-POINT FIELD GOAL ATT.

2 vs Bryant 11/18/24

FREE THROWS

1 vs Towson 1/30/25

FREE THROW ATT.

1 vs Towson 1/30/25

SEASON HIGHS

POINTS

8 vs Monmouth 1/4/25

REBOUNDS

6, twice

ASSISTS

2, three times

BLOCKS

1, twice

STEALS

1, three times

FIELD GOALS

4 vs Monmouth 1/4/25

FIELD GOAL ATT.

7, twice

3-POINT FIELD GOALS

1 vs Robert Morris 11/7/24

3-POINT FIELD GOAL ATT.

2 vs Bryant 11/18/24

FREE THROWS

1 vs Towson 1/30/25

FREE THROW ATT.

1 vs Towson 1/30/25

MINUTES PLAYED

12 vs Towson 1/30/25

				Field Goals		3-Point		F-Throws		Rebounds									Scoring	
SEASON	TEAM	GP-GS	MIN/AVG	FG-FGA	FG%	3FG-3FGA	3FG%	FT-FTA	FT%	OFF	DEF	TOT	AVG	PF-FO	A	TO	BLK	STL	PTS	AVG
2024-25	UD	19-2	133/7.0	15-41	.366	2-7	.286	1-2	.500	13	27	40	2.1	19-0	10	17	2	3	33	1.7
TOTAL		19-2	133/7.0	15-41	.366	2-7	.286	1-2	.500	13	27	40	2.1	19-0	10	17	2	3	33	1.7



Brandon BAFFONE

10

SOPHOMORE | GUARD | 6-1 | 175 | HOCKESSIN, DE | SALESIANUM
2023-24

- Appeared in five games
- Totaled three rebounds, including two against William & Mary

BIO

Played high school basketball at the Salesianum School and won the 2023 DIAA State Championship at the Bob Carpenter Center... Averaged 7.5 points, 3 assists, and 4 rebounds per game as a senior... Held the honor of team captain his senior season... Named to the 2023 Blue-Gold High School All-Star game... Also played baseball for Salesianum... Son of Brandon and Renee Baffone... Has three siblings: Sophia, Gabriel, and Sarah... Dad, Brandon, played baseball at Wilmington University... Mom, Renee played volleyball at Wilmington University.

MAJOR

Business Analytics

CAREER HIGHS
POINTS

3 vs Misericordia 12/17/24

REBOUNDS

2 at William & Mary 2/1/24

ASSISTS
BLOCKS
STEALS
FIELD GOALS

1 vs Misericordia 12/17/24

FIELD GOAL ATT.

2 vs Misericordia 12/17/24

3-POINT FIELD GOALS

1 vs Misericordia 12/17/24

3-POINT FIELD GOAL ATT.

1, three times

FREE THROWS
FREE THROW ATT.

1 at William & Mary 2/1/24

SEASON HIGHS
POINTS

3 vs Misericordia 12/17/24

REBOUNDS

1 vs Chestnut Hill 12/10/24

ASSISTS
BLOCKS
STEALS
FIELD GOALS

1 vs Misericordia 12/17/24

FIELD GOAL ATT.

2 vs Misericordia 12/17/24

3-POINT FIELD GOALS

1 vs Misericordia 12/17/24

3-POINT FIELD GOAL ATT.

1, twice

FREE THROWS
FREE THROW ATT.
MINUTES PLAYED

3 vs Chestnut Hill 12/10/24

GAME-BY-GAME

OPP.	MIN	FG-A	3PT-A	FT-A	OR	DR	TR	F	A	TO	BL	S	PTS
Bucknell													DNP - Coach's Decision
Robert Morris													DNP - Coach's Decision
Iona													DNP - Coach's Decision
Bryant													DNP - Coach's Decision
Vermont													DNP - Coach's Decision
Yale													DNP - Coach's Decision
Rider													DNP - Coach's Decision
Del. State													DNP - Coach's Decision
Duquesne													DNP - Coach's Decision
Chestnut Hill	3	0-1	0-1	0-0	0	1	1	0	0	0	0	0	0
Misericordia	2	1-2	1-1	0-0	0	0	0	0	0	0	0	0	3
Saint Peter's													DNP - Coach's Decision
St. John's													DNP - Coach's Decision
Northeastern													DNP - Coach's Decision
Monmouth	1	0-0	0-0	0-0	0	0	0	0	0	0	0	0	0
NC A&T													DNP - Coach's Decision
Hampton													DNP - Coach's Decision
Stony Brook													DNP - Coach's Decision
Elon													DNP - Coach's Decision
Hofstra	2	0-0	0-0	0-0	0	0	0	0	0	0	0	0	0
Drexel													DNP - Coach's Decision
Towson													DNP - Coach's Decision
Monmouth													DNP - Coach's Decision
UNCW	1	0-0	0-0	0-0	0	0	0	0	0	0	0	0	0
William & Mary													
Towson													
Campbell													
Drexel													
Hofstra													
Charleston													
UNCW													

				Field Goals		3-Point		F-Throws		Rebounds									Scoring	
SEASON	TEAM	GP-GS	MIN/AVG	FG-FGA	FG%	3FG-3FGA	3FG%	FT-FTA	FT%	OFF	DEF	TOT	AVG	PF-FO	A	TO	BLK	STL	PTS	AVG
2023-24	UD	5-0	16/3.2	0-2	.000	0-1	.000	0-1	.000	1	2	3	0.6	0-0	0	0	0	0	0	0.0
2024-25	UD	5-0	9/1.9	1-3	.333	1-2	.500	0-0	.000	0	1	1	0.2	0-0	0	0	0	0	3	0.6
TOTAL		10-0	25/2.5	1-5	.200	1-3	.333	0-1	.000	1	3	4	0.4	0-0	0	0	0	0	3	0.3



Kobe JEROME

11

SENIOR | GUARD | 6-4 | 190 | HARLEM, NY | BLUE RIDGE SCHOOL | UC RIVERSIDE

2023-24

- Appeared in 23 games
- Scored a career high 18 points on six three pointers against Goldey Beacom
- Led the team in assist/turnover ratio at 2.50

2022-23 AT UC RIVERSIDE

- Played in three games
- Logged seven minutes, three rebounds in homecoming win over Occidental

2021-22 AT UC RIVERSIDE

- Redshirted

BIO

Three-time Virginia Independent Schools Athletic Association Division II state champion... Older brother, Ty, won a national championship with Virginia under head coach Tony Bennett and currently plays for the Cleveland Cavaliers

GAME-BY-GAME

OPP.	MIN	FG-A	3PT-A	FT-A	OR	DR	TR	F	A	TO	BL	S	PTS
Bucknell													DNP - Coach's Decision
Robert Morris													DNP - Coach's Decision
Iona													DNP - Coach's Decision
Bryant													DNP - Coach's Decision
Vermont													DNP - Coach's Decision
Yale	9	1-2	1-2	0-0	0	0	0	0	1	1	0	0	3
Rider	3	0-0	0-0	0-0	0	0	0	0	0	0	0	1	0
Del. State													DNP - Coach's Decision
Duquesne													DNP - Coach's Decision
Chestnut Hill	9	1-2	0-1	0-1	0	1	1	1	0	0	0	0	2
Misericordia	6	0-2	0-2	0-0	0	0	0	0	3	0	0	0	0
Saint Peter's													DNP - Coach's Decision
St. John's	2	0-0	0-0	0-0	0	1	1	0	1	0	0	0	0
Northeastern													DNP - Illness
Monmouth													DNP - Illness
NC A&T													DNP - Coach's Decision
Hampton													DNP - Coach's Decision
Stony Brook													DNP - Coach's Decision
Elon													DNP - Coach's Decision
Hofstra	2	1-2	0-1	0-0	0	0	0	0	0	0	0	0	2
Drexel	4	0-1	0-1	0-0	0	0	0	0	1	0	0	0	0
Towson													DNP - Coach's Decision
Monmouth													DNP - Coach's Decision
UNCW	5	0-1	0-1	0-0	0	0	0	0	0	0	0	0	0
William & Mary													
Towson													
Campbell													
Drexel													
Hofstra													
Charleston													
UNCW													

MAJOR

Communication

CAREER HIGHS

POINTS

18 vs Goldey-Beacom 11/8/23

REBOUNDS

4 vs Hampton 3/9/24

ASSISTS

4 at Delaware State 11/15/23

BLOCKS

1 vs Goldey-Beacom 11/8/23

STEALS

1, four times

FIELD GOALS

6 vs Goldey-Beacom 11/8/23

FIELD GOAL ATT.

8 vs Hampton 3/9/24

3-POINT FIELD GOALS

6 vs Goldey-Beacom 11/8/23

3-POINT FIELD GOAL ATT.

6 vs Goldey-Beacom 11/8/23

FREE THROWS

FREE THROW ATT.

1, twice

SEASON HIGHS

POINTS

3 vs Yale 11/24/24

REBOUNDS

1, twice

ASSISTS

3 vs Misericordia 12/17/24

BLOCKS

STEALS

1 at Rider 11/30/24

FIELD GOALS

1, three times

FIELD GOAL ATT.

2, three times

3-POINT FIELD GOALS

1 vs Yale 11/24/24

3-POINT FIELD GOAL ATT.

2 vs Yale 11/24/24

FREE THROWS

FREE THROW ATT.

1 vs Chestnut Hill 12/10/24

MINUTES PLAYED

9 vs Yale 11/24/24

				Field Goals		3-Point		F-Throws		Rebounds									Scoring	
SEASON	TEAM	GP-GS	MIN/AVG	FG-FGA	FG%	3FG-3FGA	3FG%	FT-FTA	FT%	OFF	DEF	TOT	AVG	PF-FO	A	TO	BLK	STL	PTS	AVG
2022-23	UCR	3-0	9/3.1	0-2	.000	0-2	.000	0-0	.000	1	2	3	1.0	0-0	0	0	0	0	0	0.0
2023-24	UD	21-0	205/9.7	10-31	.323	9-28	.321	0-1	.000	3	14	17	0.8	14-0	20	8	1	3	29	1.4
2024-25	UD	8-0	40/5.0	3-10	.300	1-8	.125	0-1	.000	0	2	2	0.3	1-0	6	1	0	1	7	0.9
TOTAL FOR UD		29-0	245/8.4	13-41	.317	10-36	.278	0-2	.000	3	16	19	0.7	15-0	26	9	1	4	36	1.2
TOTAL		32-0	254/7.9	13-43	.302	10-38	.263	0-2	.000	4	18	22	0.7	15-0	26	9	1	4	36	1.1



Alex MCFADDEN 12

FRESHMAN | GUARD | 6-1 | 160 | WAYNE, PA | RADNOR

BIO

Graduated from Radnor High School in 2024... Earned two varsity letters... Helped Radnor win the Central League championship and District 15A championship in the 2022-23 season... Distinguished Honor Roll student... Son of Renae Buono and Sean McFadden... Relative, Shannon Stefanski, played basketball at Dayton from 1998-2002... Born in Philadelphia, PA

MAJOR

Sociology

CAREER HIGHS

POINTS

3 at Hofstra 1/23/25

REBOUNDS

ASSISTS

BLOCKS

STEALS

FIELD GOALS

1 at Hofstra 1/23/25

FIELD GOAL ATT.

1, twice

3-POINTS FIELD GOALS

3-POINT FIELD GOAL ATT

1 vs Monmouth 1/4/25

FREE THROWS

1 at Hofstra 1/23/25

FREE THROW ATT.

1 at Hofstra 1/23/25

GAME-BY-GAME

OPP.	MIN	FG-A	3PT-A	FT-A	OR	DR	TR	F	A	TO	BL	S	PTS
Bucknell				DNP - Coach's Decision									
Robert Morris				DNP - Coach's Decision									
Iona				DNP - Coach's Decision									
Bryant				DNP - Coach's Decision									
Vermont				DNP - Coach's Decision									
Yale				DNP - Coach's Decision									
Rider				DNP - Coach's Decision									
Del. State				DNP - Coach's Decision									
Duquesne				DNP - Coach's Decision									
Chestnut Hill	1	0-0	0-0	0-0	0	0	0	1	0	1	0	0	0
Misericordia	2	0-0	0-0	0-0	0	0	0	0	0	0	0	0	0
Saint Peter's				DNP - Coach's Decision									
St. John's				DNP - Coach's Decision									
Northeastern				DNP - Coach's Decision									
Monmouth	1	0-1	0-1	0-0	0	0	0	0	0	0	0	0	0
NC A&T				DNP - Coach's Decision									
Hampton				DNP - Coach's Decision									
Stony Brook				DNP - Coach's Decision									
Elon				DNP - Coach's Decision									
Hofstra	2	1-1	0-0	1-1	0	0	0	0	0	0	0	0	3
Drexel				DNP - Coach's Decision									
Towson				DNP - Coach's Decision									
Monmouth				DNP - Coach's Decision									
UNCW	1	0-0	0-0	0-0	0	0	0	0	0	0	0	0	0
William & Mary													
Towson													
Campbell													
Drexel													
Hofstra													
Charleston													
UNCW													

				Field Goals		3-Point		F-Throws		Rebounds								Scoring		
SEASON	TEAM	GP-GS	MIN/AVG	FG-FGA	FG%	3FG-3FGA	3FG%	FT-FTA	FT%	OFF	DEF	TOT	AVG	PF-FO	A	TO	BLK	STL	PTS	AVG
2024-25	UD	5-0	7/1.4	1-2	.500	0-1	.000	1-1	1.000	0	0	0	0.0	1-0	0	1	0	0	3	0.6
TOTAL		5-0	7/1.4	1-2	.500	0-1	.000	1-1	1.000	0	0	0	0.0	1-0	0	1	0	0	3	0.6



Trent MIDDLETON JR. 13

SOPHOMORE | GUARD | 6-3 | 180 | PHILADELPHIA, PA | PHILADELPHIA MATH, CIVICS, AND SCIENCES | BALL STATE

2023-24 AT BALL STATE

- Started seven of 29 games played
- Averaged 6.2 points, 2.6 rebounds, and 1.9 assists
- Tallied a career-high 14 points against Bowling Green (1/30)
- Posted seven double-digit scoring efforts

BIO

Spent 2022-23 at Spire Academy in Geneva, Ohio... Aided team to 34-6 record and 2023 Ohio Prep Conference Championship... Tallied 12.0 points, 8.0 rebounds, 3.0 assists, and 1.5 steals per game... Graduated from Philadelphia Math, Civics, and Sciences Charter School in 2022... Philadelphia Public League Player of the Year as a senior... Two-time First Team All-Public League selection... Two-time Public League champion... Son of Trent Middleton Sr. and Tonya Richardson... Born in Philadelphia... Has two sisters and one brother.

GAME-BY-GAME

OPP.	MIN	FG-A	3PT-A	FT-A	OR	DR	TR	F	A	TO	BL	S	PTS
Bucknell	24	1-7	1-5	2-2	0	3	3	2	4	1	0	2	5
Robert Morris	25	3-4	1-1	6-6	0	2	2	1	1	1	0	0	13
Iona	15	1-2	0-1	0-0	0	3	3	1	0	2	0	1	2
Bryant	19	2-4	0-1	2-2	0	1	1	2	1	0	0	2	6
Vermont	8	0-1	0-1	0-0	0	1	1	1	1	0	0	1	0
Yale	DNP - Coach's Decision												
Rider	DNP - Coach's Decision												
Del. State	13	3-4	2-3	0-0	0	2	2	3	1	0	0	0	8
Duquesne	14	1-3	0-0	2-3	1	2	3	4	0	0	2	0	4
Chestnut Hill	15	2-5	0-3	1-1	1	3	4	1	2	1	0	0	5
Misericordia	29	3-5	1-3	2-4	1	4	5	1	3	5	0	0	9
Saint Peter's	9	0-1	0-0	0-0	0	0	0	0	0	1	0	0	0
St. John's	14	1-3	0-0	0-0	0	0	0	3	3	1	0	1	2
Northeastern	34	5-10	0-1	2-2	0	2	2	5	5	1	0	1	12
Monmouth	33	1-6	1-1	0-0	1	5	6	2	3	0	0	1	3
NC A&T	13	1-3	0-2	0-0	1	3	4	5	2	2	0	1	2
Hampton	12	1-3	0-0	0-0	0	1	1	0	2	0	0	3	2
Stony Brook	19	3-5	0-1	3-4	0	2	2	1	3	1	0	2	9
Elon	15	0-3	0-0	0-0	1	1	2	1	4	0	0	1	0
Hofstra	13	0-5	0-3	0-0	0	2	2	1	2	1	0	0	0
Drexel	DNP - Coach's Decision												
Towson	10	1-4	0-2	0-0	0	2	2	1	0	0	0	0	2
Monmouth	26	3-8	0-3	5-6	2	7	9	4	2	2	0	0	11
UNCW	33	7-12	2-5	0-0	1	2	3	2	1	2	1	1	16
William & Mary													
Towson													
Campbell													
Drexel													
Hofstra													
Charleston													
UNCW													

MAJOR

Communication

CAREER HIGHS

POINTS

16 vs UNCW 2/6/25

REBOUNDS

9 at Monmouth 2/1/25

ASSISTS

7 vs Goshen 11/7/23

BLOCKS

2 at Duquesne 12/6/24

STEALS

3 at Hampton 1/11/25

FIELD GOALS

7 vs UNCW 2/6/25

FIELD GOAL ATT.

12 vs UNCW 2/6/25

3-POINT FIELD GOALS

3 vs Indiana St 12/16/23

3-POINT FIELD GOAL ATT.

5, three times

FREE THROWS

6, three times

FREE THROW ATT.

6, five times

SEASON HIGHS

POINTS

16 vs UNCW 2/6/25

REBOUNDS

9 at Monmouth 2/1/25

ASSISTS

5 at Northeastern 1/2/25

BLOCKS

2 at Duquesne 12/6/24

STEALS

3 at Hampton 1/11/25

FIELD GOALS

7 vs UNCW 2/6/25

FIELD GOAL ATT.

12 vs UNCW 2/6/25

3-POINT FIELD GOALS

3 vs Delaware St 12/3/24

3-POINT FIELD GOAL ATT.

5, twice

FREE THROWS

6 vs Robert Morris 11/7/24

FREE THROW ATT.

6, twice

MINUTES PLAYED

34 at Northeastern 1/2/25

				Field Goals		3-Point		F-Throws		Rebounds									Scoring	
SEASON	TEAM	GP-GS	MIN/AVG	FG-FGA	FG%	3FG-3FGA	3FG%	FT-FTA	FT%	OFF	DEF	TOT	AVG	PF-FO	A	TO	BLK	STL	PTS	AVG
2023-24	BSU	29-7	540/18.6	53-125	.424	21-49	.429	52-64	.813	14	62	76	2.6	42-0	54	33	5	15	179	6.2
2024-25	UD	21-2	390/18.6	39-98	.398	8-36	.222	25-30	.833	9	48	57	2.7	41-2	40	21	3	17	111	5.3
TOTAL FOR UD		21-2	390/18.6	39-98	.398	8-36	.222	25-30	.833	9	48	57	2.7	41-2	40	21	3	17	111	5.3
TOTAL		50-9	930/18.6	92-223	.413	29-85	.341	77-94	.819	23	110	133	2.7	83-2	94	54	8	32	290	5.8



Houston EMORY

15

JUNIOR | FORWARD | 6-9 | 195 | DEVON, PA | BLUE RIDGE SCHOOL

2023-24

- Appeared in 11 games
- Brought down five rebounds on the season

2022-23

- Appeared in 13 games
- Scored a season-high four points while adding an assist, rebound, and steal vs. Hartford

BIO

Graduated from the Blue Ridge School in 2022... Four-year letterman in basketball... Two-time team captain and four-time state champion... Also played one year of lacrosse, track, and tennis... Holds Blue Ridge single-season blocks record with 89... Named First Team All-State and First Team All-VIC as a senior... Averaged 7.6 points, 5.8 rebounds, 2.8 blocks, and 1.9 assists per game as a senior... Tallied 7.3 points, 6.5 rebounds, 3.3 blocks, and 1.9 assists during junior campaign... Son of Andrew and Rebecca Emory... Both parents played four years of basketball at William & Mary... Has two brothers, Jackson and Macon

GAME-BY-GAME

OPP.	MIN	FG-A	3PT-A	FT-A	OR	DR	TR	F	A	TO	BL	S	PTS
Bucknell	4	1-1	0-0	0-1	1	0	1	3	0	1	0	2	2
Robert Morris	11	1-2	0-0	0-0	0	5	5	2	0	1	1	0	2
Iona	14	0-2	0-0	2-4	0	0	0	4	2	0	1	1	2
Bryant	5	0-1	0-0	0-0	0	1	1	2	0	1	0	0	0
Vermont	8	1-1	0-0	0-0	0	1	1	1	0	1	0	0	2
Yale	8	1-2	0-0	1-2	1	2	3	5	0	1	0	0	3
Rider	9	0-1	0-0	0-0	0	1	1	1	0	1	3	0	0
Del. State	6	0-0	0-0	1-2	0	3	3	1	1	2	0	0	1
Duquesne	5	1-2	0-0	0-0	2	0	2	1	0	2	0	0	2
Chestnut Hill	4	0-1	0-0	0-0	1	1	2	0	0	1	1	0	0
Misericordia	7	0-1	0-0	1-2	0	0	0	0	0	0	0	0	1
Saint Peter's	8	0-0	0-0	0-0	1	1	2	0	0	0	0	1	0
St. John's	3	0-0	0-0	0-0	0	0	0	0	0	0	0	0	0
Northeastern	3	0-0	0-0	0-0	1	0	1	0	0	0	0	0	0
Monmouth													DNP - Coach's Decision
NC A&T													DNP - Coach's Decision
Hampton													DNP - Coach's Decision
Stony Brook													DNP - Coach's Decision
Elon													DNP - Coach's Decision
Hofstra													DNP - Coach's Decision
Drexel													DNP - Coach's Decision
Towson													DNP - Coach's Decision
Monmouth													DNP - Coach's Decision
UNCW													DNP - Illness
William & Mary													
Towson													
Campbell													
Drexel													
Hofstra													
Charleston													
UNCW													

MAJOR

Communication

CAREER HIGHS

POINTS

4 vs Hartford 11/26/22

REBOUNDS

5 vs Robert Morris 11/7/24

ASSISTS

2 at Iona 11/12/24

BLOCKS

3 at Rider 11/30/24

STEALS

2, twice

FIELD GOALS

2 vs Hartford 11/26/22

FIELD GOAL ATT.

2, five times

3-POINT FIELD GOALS

3-POINT FIELD GOAL ATT.

1 at Hofstra 1/14/23

FREE THROWS

2 at Iona 11/12/24

FREE THROW ATT.

4 at Iona 11/12/24

SEASON HIGHS

POINTS

3 vs Yale 11/24/24

REBOUNDS

5 vs Robert Morris 11/7/24

ASSISTS

2 at Iona 11/12/24

BLOCKS

3 at Rider 11/30/24

STEALS

2 vs Bucknell 11/4/24

FIELD GOALS

1, five times

FIELD GOAL ATT.

2, four times

3-POINT FIELD GOALS

3-POINT FIELD GOAL ATT.

FREE THROWS

2 at Iona 11/12/24

FREE THROW ATT.

4 at Iona 11/12/24

MINUTES PLAYED

14 at Iona 11/12/24

				Field Goals		3-Point		F-Throws		Rebounds										Scoring	
SEASON	TEAM	GP-GS	MIN/AVG	FG-FGA	FG%	3FG-3FGA	3FG%	FT-FTA	FT%	OFF	DEF	TOT	AVG	PF-FO	A	TO	BLK	STL	PTS	AVG	
2022-23	UD	13-0	68/5.2	2-5	.400	0-1	.000	0-0	.000	1	7	8	0.6	15-0	4	2	1	6	4	0.3	
2023-24	UD	11-0	36/3.3	0-5	.000	0-0	.000	0-0	.000	1	4	5	0.5	13-1	0	6	1	1	0	0.0	
2024-25	UD	14-1	95/6.8	5-14	.357	0-0	.000	5-11	.455	7	15	22	1.6	20-1	3	11	6	4	15	1.1	
TOTAL		38-1	199/5.2	7-24	.292	0-1	.000	5-11	.455	9	26	35	0.9	48-2	7	19	8	11	19	0.5	



Erik TIMKO

20

GRADUATE | GUARD | 6-5 | 200 | AUDUBON, PA | METHACTON | JEFFERSON

AWARDS AND HONORS

- CSC Academic All-America Team Member of the Year (2023-24)
- 2x CSC Academic All-America First Team (2022-23, 2023-24)
- D2CCA Basketball All-American Team Honorable Mention (2023-24)
- 2x D2CCA All-East Region First Team (2022-23, 2023-24)
- NABC East All-District First Team (2022-23)
- D2CCA All-East Region Second Team (2021-22)
- NABC East All-District Second Team (2021-22)
- 2x CACC Player of the Year (2022-23, 2023-24)
- CACC Rookie of the Year (2021-22)
- 3x All-CACC First Team (2021-22, 2022-23, 2023-24)
- 2x CACC All-Tournament Team (2022-23)
- CACC Scholar-Athlete of the Year (2022-23, 2023-24)
- 3x CACC All-Academic Team (2021-22, 2022-23, 2023-24)
- 3x PhillySIDA Academic All-Area Team (2021-22, 2022-23, 2023-24)
- NABC Honors Court (2022-23)
- 2x CSC Academic All-District Team (2022-23, 2023-24)
- CACC Champion (2023-24)

2023-24 AT JEFFERSON

- 19.6 PPG, 4.2 RPG, 3.0 APG over 32 games played
- 54.0 FG%, 90.3 PT%, 43.7 3PT%
- Team leader in scoring and three pointers
- Ranked 29th nationally in free-throw percentage (88.0), 17th in three-point percentage (43.7), and 20th in total points (628)
- Led the Rams to first CACC title and NCAA appearance since 2020.

2022-23 AT JEFFERSON

- 22.5 PPG (676 points - 3rd all-time), 4.3 RPG, 2.7 APG over 30 starts
- 52.6 FG%, 95.3 PT% (7th all-time), 45.2 3PT%
- Team leader in scoring, three-pointers, and assists
- NCAA Division II Statistics: 9th in total three-pointers and three-point percentage, 11th in total points and points per game, 12th in three-pointers per game, 18th in free throw percentage
- CACC Statistics: 1st in total points, points per game, total three-pointers, three-pointers per game, and three-point percentage, 2nd in free throw percentage, 3rd in field goal percentage
- Scored his 1,000th career point on Feb. 8th vs. Wilmington

2021-22 AT JEFFERSON

- 21.2 PPG, 4.1 RPG, 2.3 APG across 23 starts
- 53.3 PT%, 53.2 FG%
- CACC Stats: 1st in points per game and free throw percentage, 3rd in free throws made, 5th in field goal percentage
- NCAA Division II Stats: 8th in free throw percentage, 14th in points per game

2020-21 AT JEFFERSON

- Team did not compete due to COVID-19 pandemic

BIO

Graduated from Methacton High School in 2020... Played both basketball and baseball in high school... Two-time All-Conference first team selection... Named Second Team All-Area and Methacton Most Versatile Player his junior year... Earned First Team All-Area & All-Area Player of the Year honors and was chosen Second Team All-State his senior year... Scored 1,000 career points and set the school single-season scoring record... Team won two conference championships and one district title... Son of Cheryl and Tim Timko... Has one sister, Nicole, who plays basketball at Carnegie Mellon

GAME-BY-GAME

OPP.	MIN	FG-A	3PT-A	FT-A	OR	DR	TR	F	A	TO	BL	S	PTS
Bucknell	31	7-11	2-5	4-5	0	4	4	2	2	1	1	0	20
Robert Morris	37	3-12	0-4	6-6	1	2	3	1	3	1	0	0	12
Iona	24	1-5	0-1	2-2	0	3	3	1	0	1	0	0	4
Bryant	33	2-6	0-1	3-3	0	10	10	3	2	2	0	0	7
Vermont	31	2-5	1-2	0-0	0	6	6	2	0	2	0	0	5
Yale	39	3-7	2-6	5-5	2	3	5	4	4	1	1	0	13
Rider	30	5-9	3-7	2-2	2	4	6	1	2	0	0	0	15
Del. State	31	5-8	3-6	5-6	0	3	3	2	4	2	0	0	18
Duquesne	36	3-8	2-4	0-0	2	5	7	3	1	1	0	0	8
Chestnut Hill	24	5-10	2-6	5-5	1	4	5	1	0	2	1	0	17
Misericordia	28	8-11	6-9	7-7	1	3	4	0	0	1	0	2	29
Saint Peter's	29	0-5	0-3	1-2	1	1	2	1	0	1	0	1	1
St. John's	30	3-7	1-4	2-4	0	3	3	2	3	0	1	1	9
Northeastern	36	1-9	1-4	7-8	1	4	5	0	1	0	0	0	10
Monmouth	34	6-11	5-8	0-0	0	4	4	1	4	1	1	3	17
NC A&T	24	2-5	2-4	2-4	0	5	5	4	4	2	0	0	8
Hampton	33	5-9	1-3	0-1	0	4	4	2	5	0	1	2	11
Stony Brook	23	3-5	1-3	1-1	0	2	2	1	1	0	0	2	8
Elon	35	3-9	3-8	6-6	0	2	2	3	2	3	0	2	15
Hofstra	34	5-9	3-6	3-4	0	3	3	1	1	1	0	0	16
Drexel	32	4-10	2-4	4-4	0	3	3	5	1	0	0	0	14
Towson	35	4-9	2-4	2-3	0	2	2	3	0	1	0	0	12
Monmouth	38	5-10	2-4	4-4	4	6	10	3	3	1	0	0	16
UNCW	DNP - Illness												
William & Mary													
Towson													
Campbell													
Drexel													
Hofstra													
Charleston													
UNCW													

MAJOR

MS International Business

CAREER HIGHS

POINTS

36 vs Felician 12/31/22

REBOUNDS

10, twice

ASSISTS

7, four times

BLOCKS

2, three times

STEALS

5 at Staten Island 11/18/23

FIELD GOALS

14 vs Chestnut Hill 11/30/22

FIELD GOAL ATT.

21 at Adelphi 11/27/22

3-POINTS FIELD GOALS

7, twice

3-POINT FIELD GOAL ATT.

14 vs Bloomsburg 11/22/22

FREE THROWS

14 vs Caldwell 1/23/22

FREE THROW ATT.

14 vs Caldwell 1/23/22

SEASON HIGHS

POINTS

29 vs Misericordia 12/17/24

REBOUNDS

10, twice

ASSISTS

5 at Hampton 1/11/25

BLOCKS

1, six times

STEALS

3 vs Monmouth 1/4/25

FIELD GOALS

8 vs Misericordia 12/17/24

FIELD GOAL ATT.

12 vs Robert Morris 11/7/24

3-POINTS FIELD GOALS

6 vs Misericordia 12/17/24

3-POINT FIELD GOAL ATT.

9 vs Misericordia 12/17/24

FREE THROWS

7, twice

FREE THROW ATT.

8 at Northeastern 1/2/25

MINUTES PLAYED

39 vs Yale 11/24/24

				Field Goals		3-Point		F-Throws		Rebounds										Scoring	
SEASON	TEAM	GP-GS	MIN/AVG	FG-FGA	FG%	3FG-3FGA	3FG%	FT-FTA	FT%	OFF	DEF	TOT	AVG	PF-FO	A	TO	BLK	STL	PTS	AVG	
2021-22	Jeff	23-23	846/36.8	157-295	.532	53-130	.408	121-133	.910	18	77	95	4.1	54-0	52	48	8	22	488	21.2	
2022-23	Jeff	30-30	1076/35.9	229-435	.526	95-210	.452	123-138	.891	20	109	129	4.3	71-2	82	61	10	27	676	22.5	
2023-24	Jeff	32-31	1152/36.0	214-396	.540	90-206	.437	110-125	.880	20	115	135	4.2	69-0	99	73	8	44	628	19.6	
2024-25	UD	23-23	726/31.5	85-190	.447	44-106	.415	71-82	.866	15	86	101	4.4	46-1	43	24	6	13	285	12.4	
TOTAL FOR UD		23-23	726/31.5	85-190	.447	44-106	.415	71-82	.866	15	86	101	4.4	46-1	43	24	6	13	285	12.4	
TOTAL		108-107	3800/35.2	685-1316	.521	282-652	.433	425-478	.889	73	387	460	4.3	240-3	276	206	32	106	2077	19.2	



Tyler HOUSER

44

JUNIOR | FORWARD | 6-9 | 235 | CAMP HILL, PA | CEDAR CLIFF | VMI

HONORS AND AWARDS

· 2023 Southern Conference All-Freshmen Team

2024-25

· Will miss the entire season due to hip injury

2023-24

· Made 33 appearances off the bench
· Averaged 4.8 points and 2.2 rebounds per game
· Shot 41.4% from the field and 34.1% from beyond the arc

2022-23 AT VMI

· Averaged 10.8 points and 5.0 rebounds per game over 32 games, including 26 starts
· Shot .443 from the field and .335 from long range
· Hit a triple in 21 contests with at least two in 11
· Finished the season third on the team in scoring and field-goal percentage after posting 20 double-digit performances, including a career high 26 points in the regular season finale

BIO

Graduated from Cedar Cliff in 2022... Four-year letterwinner... Scored over 1,000 points... Member of the National Honor Society... Posted a 4.1 GPA... Grandfather, Barry Houser, was drafted by the Pittsburgh Pirates and played professionally in the Western Carolina League where he would become an Eastern League All-Star

GAME-BY-GAME

OPP.	MIN	FG-A	3PT-A	FT-A	OR	DR	TR	F	A	TO	BL	S	PTS
Bucknell													DNP - Hip
Robert Morris													DNP - Hip
Iona													DNP - Hip
Bryant													DNP - Hip
Vermont													DNP - Hip
Yale													DNP - Hip
Rider													DNP - Hip
Del. State													DNP - Hip
Duquesne													DNP - Hip
Chestnut Hill													DNP - Hip
Misericordia													DNP - Hip
Saint Peter's													DNP - Hip
St. John's													DNP - Hip
Northeastern													DNP - Hip
Monmouth													DNP - Hip
NC A&T													DNP - Hip
Hampton													DNP - Hip
Stony Brook													DNP - Hip
Elon													DNP - Hip
Hofstra													DNP - Hip
Drexel													DNP - Hip
Towson													DNP - Hip
Monmouth													DNP - Hip
UNCW													DNP - Hip
William & Mary													
Towson													
Campbell													
Drexel													
Hofstra													
Charleston													
UNCW													

MAJOR

Accounting

CAREER HIGHS

POINTS

26 at Western Caro. 2/25/23

REBOUNDS

12 at The Citadel 2/2/23

ASSISTS

3 at Elon 2/15/24

BLOCKS

2, twice

STEALS

1, 21 times

FIELD GOALS

10 at Western Caro. 2/25/23

FIELD GOAL ATT.

24 at Western Caro. 2/25/23

3-POINTS FIELD GOALS

5 at Western Caro. 2/25/23

3-POINT FIELD GOAL ATT.

16 at Western Caro. 2/25/23

FREE THROWS

4, six times

FREE THROW ATT.

6, twice

SEASON HIGHS

POINTS

REBOUNDS

ASSISTS

BLOCKS

STEALS

FIELD GOALS

FIELD GOAL ATT.

3-POINTS FIELD GOALS

3-POINT FIELD GOAL ATT.

FREE THROWS

FREE THROW ATT.













MINUTES PLAYED

				Field Goals		3-Point		F-Throws		Rebounds									Scoring	
SEASON	TEAM	GP-GS	MIN/AVG	FG-FGA	FG%	3FG-3FGA	3FG%	FT-FTA	FT%	OFF	DEF	TOT	AVG	PF-FO	A	TO	BLK	STL	PTS	AVG
2022-23	VMI	32-26	837/26.2	129-291	.443	43-121	.355	44-60	.733	49	112	161	5.0	64-1	14	48	14	12	345	10.8
2023-24	UD	33-0	506/15.3	58-140	.414	29-85	.341	15-20	.750	19	55	74	2.2	58-2	16	25	7	9	160	4.8
TOTAL FOR UD		33-0	506/15.3	58-140	.414	29-85	.341	15-20	.750	19	55	74	2.2	58-2	16	25	7	9	160	4.8
TOTAL		65-26	1343/20.7	187-431	.434	72-206	.350	59-80	.738	68	167	235	3.6	122-3	30	73	21	21	505	7.8

DELAWARE BLUE HENS TV & RADIO CHART

NOTES: Delaware returns seven players from last season and welcomes eight newcomers ... 89-23 under Ingelsby when holding opponents under 70 points, including 49-8 over last four seasons, 16-1 last season, and 4-1 this season ... 50-30 under Ingelsby in five-point games, 33-19 in one score games ... Tallied 100 pts over Yale - first time over DI opponent since 2013 and first over DI in regulation since 2001 ... Made 17 3FG vs Delaware State - most since 2000 ... Have made 10 3FG in seven games, including 15 in three games

RECORD	2024-25	LAST YR.	STATS	DEL	OPP	W&M	OPP	LAST THREE GAMES...
Overall	11-13	19-14	FG%	46.4	44.5	46.1	44.8	Feb. 6 UNCW L, 77-67
CAA	4-7	10-8	3PT%	37.1	35.3	34.6	32.8	<i>Shorthanded Hens can't keep up with Seahawks</i>
Home	7-4	8-5	FT%	78.5	73.6	73.4	71.0	Feb. 1 at Monmouth L, 92-83
Away	3-8	8-6	Points	77.1	77.8	80.1	76.9	<i>Monmouth offense too much for Hens</i>
Neutral	1-1	3-3	Rebounds	33.0	37.7	35.0	35.6	Jan. 30 Towson L, 76-66
			Assists	13.7	12.6	17.2	13.7	<i>Second-half turnovers doom Hens against Tigers</i>

	<div>#0 GABE MOSS</div> <div>Jr. • F • 6-8 • 218 • Pottstown, Pa. • The Hill School</div> <table><tr><td>PPG</td><td>3.4</td><td>SPG</td><td>0.2</td><td>FG%</td><td>60.6</td></tr><tr><td>RPG</td><td>1.1</td><td>BPG</td><td>0.2</td><td>3FG%</td><td>--</td></tr><tr><td>APG</td><td>0.2</td><td>MPG</td><td>8.0</td><td>FT%</td><td>44.4</td></tr></table>	PPG	3.4	SPG	0.2	FG%	60.6	RPG	1.1	BPG	0.2	3FG%	--	APG	0.2	MPG	8.0	FT%	44.4	<div><div>• Played in 13 games this season</div><div>• Notched a career-best 10 points against Chestnut Hill on 4-of-5 shooting</div><div>• Missed first two seasons due to injury</div><div>• Made collegiate debut vs Bucknell; first game in 1,021 days dating back to senior year of high school</div></div>	<div><div>POINTS</div><div>10 vs Chestnut Hill 12/10/24</div><div>REBOUNDS</div><div>3, three times</div><div>ASSISTS</div><div>1, twice</div><div>BLOCKS</div><div>1, twice</div><div>STEALS</div><div>1, twice</div><div>MINUTES</div><div>15 at St. John's 12/28/24</div><div>LAST GAME</div><div>2 pts, 3 rbs in 7 min off bench</div></div>
PPG	3.4	SPG	0.2	FG%	60.6																
RPG	1.1	BPG	0.2	3FG%	--																
APG	0.2	MPG	8.0	FT%	44.4																
	<div>#1 IZAIHA PASHA (eye-ZAY-uh)</div> <div>Fr. • G • 6-4 • 190 • Harrisburg, Pa. • Cardinal O'Hara</div> <table><tr><td>PPG</td><td>11.0</td><td>SPG</td><td>0.5</td><td>FG%</td><td>49.7</td></tr><tr><td>RPG</td><td>3.7</td><td>BPG</td><td>0.5</td><td>3FG%</td><td>30.3</td></tr><tr><td>APG</td><td>3.0</td><td>MPG</td><td>27.2</td><td>FT%</td><td>78.2</td></tr></table>	PPG	11.0	SPG	0.5	FG%	49.7	RPG	3.7	BPG	0.5	3FG%	30.3	APG	3.0	MPG	27.2	FT%	78.2	<div><div>• 3x CAA Rookie of the Week</div><div>• Tallied 10+ points in 13 of last 18 games, including five with 15+</div><div>• Set career-highs in points (22) and assists (6) at NC A&T</div><div>• Became first freshman to start a season opener since Kevin Anderson and Chyree Walker in 2017</div><div>• True freshman after reclassifying and taking a prep year at St. Thomas More School in Oakdale, Conn.</div><div>• Previously signed with Rick Pittino and Iona before reclassifying</div><div>• Three star recruit by 247 Sports</div></div>	<div><div>POINTS</div><div>22 at NC A&T 1/9/25</div><div>REBOUNDS</div><div>9 vs Yale 11/24/24</div><div>ASSISTS</div><div>6 at NC A&T 1/9/25</div><div>BLOCKS</div><div>2, twice</div><div>STEALS</div><div>3 vs UNCW 2/6/25</div><div>MINUTES</div><div>38 vs UNCW 2/6/25</div><div>LAST GAME</div><div>19 pts, 5 rbs, 5 asts, CH 3 stls</div></div>
PPG	11.0	SPG	0.5	FG%	49.7																
RPG	3.7	BPG	0.5	3FG%	30.3																
APG	3.0	MPG	27.2	FT%	78.2																
	<div>#2 JOHN CAMDEN</div> <div>Sr. • F • 6-8 • 220 • Downingtown, Pa. • Brewster Academy • Virginia Tech/Memphis</div> <table><tr><td>PPG</td><td>17.0</td><td>SPG</td><td>1.1</td><td>FG%</td><td>47.7</td></tr><tr><td>RPG</td><td>5.2</td><td>BPG</td><td>0.5</td><td>3FG%</td><td>43.8</td></tr><tr><td>APG</td><td>2.0</td><td>MPG</td><td>33.2</td><td>FT%</td><td>77.8</td></tr></table>	PPG	17.0	SPG	1.1	FG%	47.7	RPG	5.2	BPG	0.5	3FG%	43.8	APG	2.0	MPG	33.2	FT%	77.8	<div><div>• Reigning CAA Co-Player of the Week after averaging 23.5 points and 6.0 rebounds</div><div>• Started every game this season</div><div>• Posted first career double-double with 21 pts and career-best 10 rebounds at NC A&T</div><div>• Neared triple-double vs Monmouth with 15 points, 8 rebounds, and 7 assists</div><div>• Tallied 10+ in 19 games, 15+ in 14, 20+ in eight, 30+ in two</div><div>• Dropped career-high 35 points at St. John's and tied single-game record of nine triples made</div><div>• One of 17 players in the country to make at least nine threes in a game this season</div></div>	<div><div>POINTS</div><div>35 at St. John's 12/28/24</div><div>REBOUNDS</div><div>10 at NC A&T 1/9/25</div><div>ASSISTS</div><div>7 vs Monmouth 1/4/25</div><div>BLOCKS</div><div>2, three times</div><div>STEALS</div><div>3, four times</div><div>MINUTES</div><div>40 at St. John's 12/28/24</div><div>LAST GAME</div><div>13 pts, 4 rbs, 2 asts</div></div>
PPG	17.0	SPG	1.1	FG%	47.7																
RPG	5.2	BPG	0.5	3FG%	43.8																
APG	2.0	MPG	33.2	FT%	77.8																
	<div>#3 CAVAN REILLY (CAV-in)</div> <div>Jr. • G • 6-4 • 188 • Lovettsville, Va. • Bishop O'Connell</div> <table><tr><td>PPG</td><td>12.1</td><td>SPG</td><td>1.0</td><td>FG%</td><td>48.4</td></tr><tr><td>RPG</td><td>3.1</td><td>BPG</td><td>0.1</td><td>3FG%</td><td>36.0</td></tr><tr><td>APG</td><td>1.6</td><td>MPG</td><td>32.7</td><td>FT%</td><td>84.4</td></tr></table>	PPG	12.1	SPG	1.0	FG%	48.4	RPG	3.1	BPG	0.1	3FG%	36.0	APG	1.6	MPG	32.7	FT%	84.4	<div><div>• 12th all-time in program history with 143 3FGs</div><div>• Started every game played this season; missed two games due to illness</div><div>• Scored 10+ points in 13 games this season, including 15+ in nine, and 20+ in two</div><div>• Posted 10+ points in 12 games, including five at 15+, and one 20+ in 23-24</div><div>• Scored CH 24 points on 7-13 shooting, including 6-11 from three against UNCG last year</div><div>• Led team and third nationally among freshmen in 3FG with minimum 25 made during rookie campaign</div><div>• Set program record for three-point field goal percentage by a rookie (45.3)</div></div>	<div><div>POINTS</div><div>24 vs UNCG 11/25/23</div><div>REBOUNDS</div><div>6, three times</div><div>ASSISTS</div><div>4, twice</div><div>BLOCKS</div><div>1, 11 times</div><div>STEALS</div><div>4, three times</div><div>MINUTES</div><div>39 at Hampton 1/11/25</div><div>LAST GAME</div><div>DNP - Illness</div></div>
PPG	12.1	SPG	1.0	FG%	48.4																
RPG	3.1	BPG	0.1	3FG%	36.0																
APG	1.6	MPG	32.7	FT%	84.4																
	<div>#4 NIELS LANE (NYE-uhls)</div> <div>Sr. • G • 6-5 • 215 • Freehold, N.J. • Roselle Catholic • Florida</div> <table><tr><td>PPG</td><td>13.8</td><td>SPG</td><td>1.3</td><td>FG%</td><td>51.1</td></tr><tr><td>RPG</td><td>4.6</td><td>BPG</td><td>0.7</td><td>3FG%</td><td>37.0</td></tr><tr><td>APG</td><td>2.4</td><td>MPG</td><td>30.6</td><td>FT%</td><td>78.6</td></tr></table>	PPG	13.8	SPG	1.3	FG%	51.1	RPG	4.6	BPG	0.7	3FG%	37.0	APG	2.4	MPG	30.6	FT%	78.6	<div><div>• Tallied first career double-double with 10 points and 10 rebounds against Elon</div><div>• Scored at least 10 points in all but three games this season, including 12+ in all but four</div><div>• Recorded 20 points, 9 rebounds, and 6 assists in win over Stony Brook; was third 20+ point outing this year</div><div>• Neared first career double-double with 12 pts and career-best nine assists vs Misericordia</div><div>• Dropped a game-high 20 points on 8-of-10 shooting at Duquesne</div><div>• Tallied career-high 22 points vs NC A&T, including highs in triples and 3FG attempts (4-for-5) last year</div><div>• Nationally-ranked fencer in middle school</div></div>	<div><div>POINTS</div><div>22 vs NC A&T 1/25/24</div><div>REBOUNDS</div><div>10 vs Elon 1/18/25</div><div>ASSISTS</div><div>9 vs Misericordia 12/17/24</div><div>BLOCKS</div><div>2, five times</div><div>STEALS</div><div>5 vs Misericordia 12/17/24</div><div>MINUTES</div><div>39 vs Towson 1/27/24</div><div>LAST GAME</div><div>DNP - Hip</div></div>
PPG	13.8	SPG	1.3	FG%	51.1																
RPG	4.6	BPG	0.7	3FG%	37.0																
APG	2.4	MPG	30.6	FT%	78.6																
	<div>#5 MACON EMORY (MAKE-in)</div> <div>Fr. • G • 6-8 • 185 • Devon, Pa. • Perkiomen</div> <table><tr><td>PPG</td><td>3.5</td><td>SPG</td><td>0.5</td><td>FG%</td><td>35.5</td></tr><tr><td>RPG</td><td>3.0</td><td>BPG</td><td>0.7</td><td>3FG%</td><td>28.6</td></tr><tr><td>APG</td><td>0.5</td><td>MPG</td><td>15.6</td><td>FT%</td><td>75.0</td></tr></table>	PPG	3.5	SPG	0.5	FG%	35.5	RPG	3.0	BPG	0.7	3FG%	28.6	APG	0.5	MPG	15.6	FT%	75.0	<div><div>• Played in all but two games this season with three starts; Made first career start vs Monmouth</div><div>• Tallied back-to-back career scoring efforts against Monmouth (11) and NC A&T (12)</div><div>• Notched career high eight rebounds in career best 28 minutes vs Monmouth</div><div>• Joins brother Houston as one of 17 brothers to play on same team this season nationwide</div><div>• Played with brother Houston and teammate Kobe Jerome at Blue Ridge School</div><div>• Both parents played basketball at CAA rival William & Mary; he and Houston are two of five nationally to have parent play basketball at conference rival</div></div>	<div><div>POINTS</div><div>12 at NC A&T 1/9/25</div><div>REBOUNDS</div><div>8, twice</div><div>ASSISTS</div><div>3 vs Stony Brook 1/16/25</div><div>BLOCKS</div><div>3 vs Misericordia 12/17/24</div><div>STEALS</div><div>3 at Drexel 1/25/25</div><div>MINUTES</div><div>32 vs UNCW 2/6/25</div><div>LAST GAME</div><div>2 pts, 4 rbs, 2 stls</div></div>
PPG	3.5	SPG	0.5	FG%	35.5																
RPG	3.0	BPG	0.7	3FG%	28.6																
APG	0.5	MPG	15.6	FT%	75.0																
	<div>#7 TAHRON ALLEN (TUH-run)</div> <div>Sr. • G • 6-5 • 200 • Brooklyn, N.Y. • Brooklyn Collegiate • Wagner/Monmouth</div> <table><tr><td>PPG</td><td>6.2</td><td>SPG</td><td>0.7</td><td>FG%</td><td>42.3</td></tr><tr><td>RPG</td><td>1.5</td><td>BPG</td><td>0.1</td><td>3FG%</td><td>45.5</td></tr><tr><td>APG</td><td>1.0</td><td>MPG</td><td>17.4</td><td>FT%</td><td>66.7</td></tr></table>	PPG	6.2	SPG	0.7	FG%	42.3	RPG	1.5	BPG	0.1	3FG%	45.5	APG	1.0	MPG	17.4	FT%	66.7	<div><div>• Played in 13 games this season; missed 11-straight before return at Drexel</div><div>• Dropped a season-high 14 points in win at Iona</div><div>• NEC Champion and Tournament MVP at Wagner last year</div><div>• Tallied 10.5 points and 5.1 rebounds per game last season</div><div>• Spent two seasons at Monmouth before leaving for Wagner</div><div>• Tallied 10+ points in 17 games for the Seahawks, including a trio at 20+</div></div>	<div><div>POINTS</div><div>23 at NC A&T 1/28/23</div><div>REBOUNDS</div><div>12 vs Molloy 11/9/23</div><div>ASSISTS</div><div>5 vs Delaware St 12/3/24</div><div>BLOCKS</div><div>2, twice</div><div>STEALS</div><div>6 at Stony Brook 2/8/23</div><div>MINUTES</div><div>40 at Merrimack 3/12/24</div><div>LAST GAME</div><div>10 pts in 24 min off bench</div></div>
PPG	6.2	SPG	0.7	FG%	42.3																
RPG	1.5	BPG	0.1	3FG%	45.5																
APG	1.0	MPG	17.4	FT%	66.7																
	<div>#8 KEVIN KOGBARA (kog-BAR-uh)</div> <div>Jr. • F • 6-8 • 275 • Peoria, Ariz. • Dream City • Bishop State/Allan Hancock</div> <table><tr><td>PPG</td><td>1.7</td><td>SPG</td><td>0.2</td><td>FG%</td><td>36.6</td></tr><tr><td>RPG</td><td>2.1</td><td>BPG</td><td>0.1</td><td>3FG%</td><td>28.6</td></tr><tr><td>APG</td><td>0.5</td><td>MPG</td><td>7.1</td><td>FT%</td><td>50.0</td></tr></table>	PPG	1.7	SPG	0.2	FG%	36.6	RPG	2.1	BPG	0.1	3FG%	28.6	APG	0.5	MPG	7.1	FT%	50.0	<div><div>• Played in all but five games this season; Making first career start at Monmouth</div><div>• Tallied career highs in points (8) and rebounds (6) vs Monmouth</div><div>• Made NCAA debut against Bucknell; scored first point against Robert Morris</div><div>• Spent two years at JUCO level - first at Allan Hancock, second at Bishop State</div><div>• Holds associates degree from Bishop State</div><div>• Played in 50 career games at JUCO level</div></div>	<div><div>POINTS</div><div>8 vs Monmouth 1/4/25</div><div>REBOUNDS</div><div>6, twice</div><div>ASSISTS</div><div>2, three times</div><div>BLOCKS</div><div>1, twice</div><div>STEALS</div><div>1, three times</div><div>MINUTES</div><div>23 vs UNCW 2/6/25</div><div>LAST GAME</div><div>5 pts, 4 rbs, 2 asts in CH 23 min</div></div>
PPG	1.7	SPG	0.2	FG%	36.6																
RPG	2.1	BPG	0.1	3FG%	28.6																
APG	0.5	MPG	7.1	FT%	50.0																
	<div>#11 KOBE JEROME</div> <div>Sr. • G • 6-4 • 190 • Harlem, N.Y. • Blue Ridge School</div> <table><tr><td>PPG</td><td>0.9</td><td>SPG</td><td>0.1</td><td>FG%</td><td>30.0</td></tr><tr><td>RPG</td><td>0.3</td><td>BPG</td><td>--</td><td>3FG%</td><td>12.5</td></tr><tr><td>APG</td><td>0.8</td><td>MPG</td><td>5.1</td><td>FT%</td><td>--</td></tr></table>	PPG	0.9	SPG	0.1	FG%	30.0	RPG	0.3	BPG	--	3FG%	12.5	APG	0.8	MPG	5.1	FT%	--	<div><div>• Appeared in eight games this season</div><div>• Played in 23 games last season</div><div>• Went 6-for-6 from long range against Goldey-Beacom last year</div><div>• Brother of Ty Jerome - current Cleveland Cavalier and former national champion at Virginia</div><div>• Played at Blue Ridge School with Houston and Macon Emory</div></div>	<div><div>POINTS</div><div>18 vs Goldey-Beacom 11/8/23</div><div>REBOUNDS</div><div>4 vs Hampton 3/9/24</div><div>ASSISTS</div><div>4 at Delaware State 11/15/23</div><div>BLOCKS</div><div>1 vs Goldey-Beacom 11/8/23</div><div>STEALS</div><div>1, four times</div><div>MINUTES</div><div>25 vs Hampton 3/9/24</div><div>LAST GAME</div><div>5 min off bench</div></div>
PPG	0.9	SPG	0.1	FG%	30.0																
RPG	0.3	BPG	--	3FG%	12.5																
APG	0.8	MPG	5.1	FT%	--																
	<div>#13 TRENT MIDDLETON JR.</div> <div>So. • G • 6-3 • 180 • Philadelphia, Pa. • Philadelphia Math, Civics, and Sciences • Ball State</div> <table><tr><td>PPG</td><td>5.3</td><td>SPG</td><td>0.8</td><td>FG%</td><td>39.8</td></tr><tr><td>RPG</td><td>2.7</td><td>BPG</td><td>0.1</td><td>3FG%</td><td>22.2</td></tr><tr><td>APG</td><td>1.9</td><td>MPG</td><td>18.7</td><td>FT%</td><td>83.3</td></tr></table>	PPG	5.3	SPG	0.8	FG%	39.8	RPG	2.7	BPG	0.1	3FG%	22.2	APG	1.9	MPG	18.7	FT%	83.3	<div><div>• Played in all but three games this season, making first start as a Hen against Misericordia</div><div>• Scored career-high 16 points vs UNCW</div><div>• Grabbed career-high nine rebounds at Monmouth, nearing double-double with 11 points</div><div>• Swiped career-best three steals at Hampton</div><div>• Started seven of 29 games last season at Ball State</div><div>• Averaged 6.2 points, 2.6 rebounds, and 1.9 assists during rookie season for Cardinals</div></div>	<div><div>POINTS</div><div>16 vs UNCW 2/6/25</div><div>REBOUNDS</div><div>9 at Monmouth 2/1/25</div><div>ASSISTS</div><div>7 vs Goshen 11/7/23</div><div>BLOCKS</div><div>2 at Duquesne 12/7/24</div><div>STEALS</div><div>3 at Hampton 1/11/25</div><div>MINUTES</div><div>38 vs Ohio 2/6/24</div><div>LAST GAME</div><div>CH 16 pts, 3 rbs</div></div>
PPG	5.3	SPG	0.8	FG%	39.8																
RPG	2.7	BPG	0.1	3FG%	22.2																
APG	1.9	MPG	18.7	FT%	83.3																
	<div>#15 HOUSTON EMORY</div> <div>Jr. • F • 6-9 • 195 • Devon, Pa. • Blue Ridge School</div> <table><tr><td>PPG</td><td>1.1</td><td>SPG</td><td>0.3</td><td>FG%</td><td>35.7</td></tr><tr><td>RPG</td><td>1.6</td><td>BPG</td><td>0.4</td><td>3FG%</td><td>--</td></tr><tr><td>APG</td><td>0.2</td><td>MPG</td><td>6.8</td><td>FT%</td><td>45.5</td></tr></table>	PPG	1.1	SPG	0.3	FG%	35.7	RPG	1.6	BPG	0.4	3FG%	--	APG	0.2	MPG	6.8	FT%	45.5	<div><div>• Played in 14 games this season; making first career start at Northeastern</div><div>• Notched career-high 3 blocks at Rider</div><div>• Joins brother Macon as one of 17 brothers to play on same team this season nationwide</div><div>• Spent time at Blue Ridge School with brother Macon and teammate Kobe Jerome</div><div>• Both parents played basketball at CAA rival William & Mary; he and Macon are two of five nationally to have parent play basketball at conference rival</div></div>	<div><div>POINTS</div><div>4 vs Hartford 11/26/22</div><div>REBOUNDS</div><div>5 vs Robert Morris 11/7/24</div><div>ASSISTS</div><div>2 at Iona 11/12/24</div><div>BLOCKS</div><div>3 at Rider 11/30/24</div><div>STEALS</div><div>2, twice</div><div>MINUTES</div><div>14 at Iona 11/12/24</div><div>LAST GAME</div><div>DNP - Illness</div></div>
PPG	1.1	SPG	0.3	FG%	35.7																
RPG	1.6	BPG	0.4	3FG%	--																
APG	0.2	MPG	6.8	FT%	45.5																
	<div>#20 ERIK TIMKO</div> <div>Gr. • G • 6-5 • 200 • Audubon, Pa. • Methacton • Jefferson</div> <table><tr><td>PPG</td><td>12.4</td><td>SPG</td><td>0.6</td><td>FG%</td><td>44.7</td></tr><tr><td>RPG</td><td>4.4</td><td>BPG</td><td>0.3</td><td>3FG%</td><td>41.5</td></tr><tr><td>APG</td><td>1.9</td><td>MPG</td><td>31.7</td><td>FT%</td><td>86.6</td></tr></table>	PPG	12.4	SPG	0.6	FG%	44.7	RPG	4.4	BPG	0.3	3FG%	41.5	APG	1.9	MPG	31.7	FT%	86.6	<div><div>• Became 16th active player in all NCAA men's basketball to reach 2k career points in game vs Stony Brook</div><div>• Tallied season-high 29 points against Misericordia</div><div>• Became 34th active player with 250 in career and 1 of 4 with less than 100 games at Duquesne</div><div>• DII All-American transfer from Jefferson</div><div>• 2x CACC Player of the Year, 1x CACC Rookie of the Year, 3x All-CACC First Team selection</div><div>• 94 career games with 10+ points, 53 with 20+ points</div><div>• 19.6 ppg, 4.2 rpg, 3.0 apg over 32 games played last season</div></div>	<div><div>POINTS</div><div>36 vs Felician 12/31/22</div><div>REBOUNDS</div><div>10, twice</div><div>ASSISTS</div><div>7, four times</div><div>BLOCKS</div><div>2, three times</div><div>STEALS</div><div>5 at Staten Island 11/18/23</div><div>MINUTES</div><div>40 at Kutztown 11/16/22</div><div>LAST GAME</div><div>DNP - Illness</div></div>
PPG	12.4	SPG	0.6	FG%	44.7																
RPG	4.4	BPG	0.3	3FG%	41.5																
APG	1.9	MPG	31.7	FT%	86.6																

COACHING STAFF	
HC:	Martin Ingelsby (Notre Dame '01)
Record/Career:	142-130/same (9 years)
ASSOC HC:	Bill Phillips (Saint Joseph's '01), 9th season
AC:	JJ Butler (Lipscomb '16), 2nd season
AC:	Danny O'Connor (Indiana '16), 9th season
AC:	Christian Nunez (Farmingdale St '13), 1st season

#10 BRANDON BAFFONE <i>(bah-PHONE)</i>		#12 ALEX MCFADDEN		#44 TYLER HOUSER		UPCOMING GAMES...	
Fr. • G • 6-1 • 175 Hockessin, Del. • Salesianum		Fr. • G • 6-1 • 160 Wayne, Pa. • Radnor		Jr. • F • 6-9 • 235 • Camp Hill, Pa. • Cedar Cliff • VMI		Thu., Feb. 13	at Towson 7 FloCollege
PPG 0.6 FG% 1-3		PPG 0.6 FG% 1-2		PPG 4.8 FG% 41.4		Sat., Feb. 15	Campbell 4 FloCollege
RPG 0.2 3FG% 1-2		RPG -- 3FG% 0-1		RPG 2.2 3FG% 34.1		Thu., Feb. 20	Drexel 6:30 FloCollege
APG -- FT% --		APG -- FT% 1-1		APG 0.5 FT% 75.0		Sat., Feb. 22	Hofstra 4 FloCollege
						Thu., Feb. 27	at Charleston 7 FloCollege
						Sat., March 1	at UNCW 7 FloCollege

2023-24 stats



**GABE
MOSS**
So. | F | 6-8 | 218
Pottstown, Pa.




**IZAIAH
PASHA**
Fr. | G | 6-4 | 190
Harrisburg, Pa.



**JOHN
CAMDEN**
Sr. | F | 6-8 | 220
Downingtown, Pa.



**CAVAN
REILLY**
Jr. | G | 6-4 | 188
Lovettsville, Va.



**NIELS
LANE**
Sr. | G | 6-5 | 215
Freehold, N.J.



**MACON
EMORY**
Fr. | F | 6-8 | 185
Devon, Pa.



**TAHRON
ALLEN**
Sr. | G | 6-5 | 200
Brooklyn, N.Y.



**KEVIN
KOGBARA**
Jr. | F | 6-8 | 275
Peoria, Ariz.



**BRANDON
BAFFONE**
So. | G | 6-1 | 175
Hockessin, Del.



**KOBE
JEROME**
Sr. | G | 6-4 | 190
Harlem, N.Y.



**ALEX
MCFADDEN**
Fr. | G | 6-1 | 160
Radnor, Pa.



**TRENT
MIDDLETON JR.**
So. | G | 6-3 | 180
Philadelphia, Pa.



**HOUSTON
EMORY**
Jr. | F | 6-9 | 195
Devon, Pa.



**ERIK
TIMKO**
Gr. | G | 6-5 | 200
Audubon, Pa.




**TYLER
HOUSER**
Jr. | F | 6-9 | 235
Camp Hill, Pa.



**MARTIN
INGELSBY**
Head Coach
9th season



**BILL
PHILLIPS**
Assoc. Head Coach
9th season



**JJ
BUTLER**
Assistant Coach
2nd season



**DANNY
O'CONNOR**
Assistant Coach
9th season



**CHRISTIAN
NUNEZ**
Assistant Coach
1st season



**STEPHEN
GALGANO**
Director/Ops
2nd season