

SIX-TIME NCAA PARTICIPANT | NINE-TIME CONFERENCE CHAMPIONS | 13 ALL-AMERICANS

**DELAWARE BLUE HENS**MEN'S BASKETBALL  
GAME NOTESED LEFURGE III | ASSISTANT AD, COMMUNICATIONS & CREATIVE SERVICES  
LEFURGE@UDEL.EDU | 732-600-6552 | @EL3THESID

## 2024-25 SCHEDULE

8-7, 1-1CAA

HOME: 5-2 | AWAY: 2-4 | NEUTRAL: 1-1

## NOVEMBER (4-3)

|          |    |               |           |
|----------|----|---------------|-----------|
| MONDAY   | 4  | BUCKNELL      | L, 73-85  |
| THURSDAY | 7  | ROBERT MORRIS | W, 81-77  |
| Tuesday  | 12 | at Iona       | W, 64-58  |
| MONDAY   | 18 | BRYANT^       | L, 84-85  |
| Saturday | 23 | vs. Vermont%  | L, 71-75  |
| Sunday   | 24 | vs. Yale&     | W, 100-94 |
| Saturday | 30 | at Rider      | W, 72-66  |

## DECEMBER (3-3)

|          |    |                  |          |
|----------|----|------------------|----------|
| TUESDAY  | 3  | DELAWARE STATE   | W, 93-80 |
| Friday   | 6  | at Duquesne      | L, 66-80 |
| TUESDAY  | 10 | CHESTNUT HILL    | W, 78-51 |
| TUESDAY  | 17 | MISERICORDIA     | W, 92-75 |
| Friday   | 20 | at Saint Peter's | L, 64-72 |
| Saturday | 28 | at St. John's    | L, 76-97 |

## JANUARY (1-1)

|          |    |                        |           |
|----------|----|------------------------|-----------|
| Thursday | 2  | at Northeastern*       | L, 77-80  |
| SATURDAY | 4  | MONMOUTH*              | W, 84-64  |
| Thursday | 9  | at North Carolina A&T* | 7 p.m.    |
| Saturday | 11 | at Hampton*            | 2 p.m.    |
| THURSDAY | 16 | STONY BROOK*           | 6:30 P.M. |
| SATURDAY | 18 | ELON*                  | 2 P.M.    |
| Thursday | 23 | at Hofstra*            | 7 p.m.    |
| Saturday | 25 | at Drexel*             | 2 p.m.    |
| THURSDAY | 30 | TOWSON*                | 6:30 P.M. |

## FEBRUARY

|          |    |                 |           |
|----------|----|-----------------|-----------|
| Saturday | 1  | at Monmouth*    | 2 p.m.    |
| THURSDAY | 6  | UNCW*           | 6:30 P.M. |
| SATURDAY | 8  | WILLIAM & MARY* | 2 P.M.    |
| Thursday | 13 | at Towson*      | 7 p.m.    |
| SATURDAY | 15 | CAMPBELL*       | 4 P.M.    |
| THURSDAY | 20 | DREXEL*         | 6:30 P.M. |
| SATURDAY | 22 | HOFSTRA*        | 4 P.M.    |
| Thursday | 27 | at Charleston*  | 7 p.m.    |

## MARCH

|          |   |          |        |
|----------|---|----------|--------|
| Saturday | 1 | at UNCW* | 7 p.m. |
|----------|---|----------|--------|

March 7-11 CAA Championship

Home games in **BOLD**

^ -SL24 UnLocke the Light Awareness Game

% - 2024 Naismith Basketball Hall of Fame Tip Off

\* - CAA game | All times EST

## FOLLOW THE HENS!



@DELAWAREMBB



| TALE OF THE TAPE | PPG  | OPP PPG | MARGIN | FG%  | 3FG% | FT%  | RPG  | REB MARGIN | APG  | SPG | BPG | TO/G | TO MARGIN |
|------------------|------|---------|--------|------|------|------|------|------------|------|-----|-----|------|-----------|
| DELAWARE         | 78.3 | 75.9    | +2.4   | 46.3 | 38.1 | 77.8 | 34.3 | -4.3       | 13.6 | 5.9 | 3.7 | 12.6 | -1.1      |
| NC AGT           | 73.9 | 78.8    | -4.9   | 41.0 | 32.5 | 70.7 | 37.1 | -5.3       | 11.9 | 6.6 | 3.5 | 10.1 | +1.5      |

## THE TEAMS

DELAWARE BLUE HENS  
(8-7, 1-1 CAA)HEAD COACH:  
CAREER RECORD:  
RECORD AT SCHOOL:MARTIN INGELSBY  
139-124 (9 SEASONS)  
SAMENORTH CAROLINA AGGIES  
(4-12, 0-3 CAA)HEAD COACH:  
CAREER RECORD:  
RECORD AT SCHOOL:MONTÉ ROSS  
143-221 (12 SEASONS)  
11-37 (2 SEASONS)

## GAMEDAY AT A GLANCE

## HOW TO FOLLOW

Watch ..... FloCollege  
Play-by-Play ..... Spencer Turkin  
Analyst ..... Walter Johnson  
Sideline ..... Chris LeaRadio ..... 94.7 FM WDSD  
Play-by-Play ..... Scott Klatzkin

Live Stats ..... BlueHenStats.com

## AGAINST NORTH CAROLINA AGT

All-Time ..... 3-0  
Ingelsby vs. .... 3-0  
At Home ..... 1-0  
On the Road ..... 2-0  
Neutral Sites ..... 0-0  
Current Streak ..... W3  
Last Meeting ..... W, 62-54 - 2/17/2024  
Largest Victory ..... 19 points - 90-71 - 1/25/2024  
Largest Defeat ..... 90-71 - 1/25/2024  
Last Win at Home ..... 102-71 - 1/2/1988  
Last win on the Road ..... 62-54 - 2/17/2024

## OPENING TIP

Delaware picked up its first CAA win of the season last time out against Monmouth. UD heads on a two-game road swing at North Carolina A&amp;T and Hampton.

The Blue & Gold will take on former head coach and 2014 CAA Champion **Monté Ross**.

## KEY BLUE HEN NUMBERS

9

**John Camden** is just one of 11 players in the nation to make nine threes or more in a game this season.

25

Delaware is 25th in the nation, hitting 77.8 percent of its free throws this season.

30

The Hens rank 30th nationally and first in the CAA in three point field goal percentage at 38.1.


70

Delaware is 89-22 under **Martin Ingelsby** when holding opponents below 70 points.

## PROJECTED STARTERS




#1

IZAIAH  
PASHA


#20

ERIK  
TIMKO

#4

NIELS  
LANE

#5

MACON  
EMORY

#2

JOHN  
CAMDEN

|       |      |       |      |       |      |       |      |       |      |
|-------|------|-------|------|-------|------|-------|------|-------|------|
| PPG:  | 10.6 | PPG:  | 12.3 | PPG:  | 14.0 | PPG:  | 2.9  | PPG:  | 16.7 |
| RPG:  | 3.9  | RPG:  | 4.7  | RPG:  | 4.1  | RPG:  | 3.0  | RPG:  | 5.3  |
| FG%:  | 47.8 | FG%:  | 43.5 | FG%:  | 51.4 | FG%:  | 29.5 | FG%:  | 47.6 |
| 3FG%: | 25.0 | 3FG%: | 40.0 | 3FG%: | 45.2 | 3FG%: | 22.2 | 3FG%: | 44.1 |

# 2024-25 DELAWARE BLUE HENS



| #  | NAME                | POS. | CL. | HT. | WT. | HOMETOWN / HIGH SCHOOL (LAST SCHOOL)                                     |
|----|---------------------|------|-----|-----|-----|--|
| 00 | Gabe Moss           | F    | So. | 6-8 | 218 | Pottstown, Pa. / The Hill School   |
| 1  | Izaiah Pasha        | G    | Fr. | 6-4 | 190 | Harrisburg, Pa. / Cardinal O'Hara  |
| 2  | John Camden         | F    | Sr. | 6-8 | 220 | Downingtown, Pa. / Brewster Academy (Memphis/Virginia Tech)              |
| 3  | Cavan Reilly        | G    | Jr. | 6-4 | 188 | Lovettsville, Va. / Bishop O'Connell                                     |
| 4  | Niels Lane          | G    | Sr. | 6-5 | 215 | Freehold, N.J. / Roselle Catholic (Florida)                              |
| 5  | Macon Emory         | F    | Fr. | 6-8 | 185 | Devon, Pa. / Perkiomen   |
| 7  | Tahron Allen        | G    | Sr. | 6-5 | 200 | Brooklyn, N.Y. / Brooklyn Collegiate (Monmouth/Wagner)                   |
| 8  | Kevin Kogbara       | F    | Jr. | 6-8 | 275 | Peoria, Ariz. / Dream City (Bishop State/Allan Hancock)                  |
| 10 | Brandon Baffone     | G    | So. | 6-1 | 175 | Hockessin, Del. / Salesianum   |
| 11 | Kobe Jerome         | G    | Sr. | 6-4 | 190 | Harlem, N.Y. / Blue Ridge School (UC Riverside)                          |
| 12 | Alex McFadden       | G    | Fr. | 6-1 | 160 | Wayne, Pa. / Radnor  |
| 13 | Trent Middleton Jr. | G    | So. | 6-3 | 180 | Philadelphia, Pa. / Philadelphia Math, Civics, and Sciences (Ball State) |
| 15 | Houston Emory       | F    | Jr. | 6-9 | 195 | Devon, Pa. / Blue Ridge School   |
| 20 | Erik Timko          | G    | Gr. | 6-5 | 200 | Audubon, Pa. / Methacton (Jefferson)                                     |
| 44 | Tyler Houser        | F    | Jr. | 6-9 | 235 | Camp Hill, Pa. / Cedar Cliff (VMI)                                       |

## HEAD COACH:

## ASSOCIATE HEAD COACH:

## ASSISTANT COACH:

## ASSISTANT COACH:

## ASSISTANT COACH/DIRECTOR OF PLAYER DEVELOPMENT:

## DIRECTOR OF BASKETBALL OPERATIONS:

Martin Ingelsby (Notre Dame '01), ninth season

Bill Phillips (Saint Joseph's '01), ninth season

JJ Butler (Lipscomb '16), second season

Danny O'Connor (Indiana '16), ninth season

Christian Nunez (Farmingdale State '13), first season

Stephen Galgano (Delaware '20), second season

## PRO-NUN-SEE-AY-SHUNS:

1 – eye-ZAY-uh

3 – CAV-in

4 – NYE-uhs

5 – MAKE-in

7 – TUH-ron

9 – COG-bar-uh

10 – BUH-phone

HC – in-GULS-bee

new-ARK

## ROSTER BY STATE

**PENNSYLVANIA (9):** John Camden, Houston Emory, Macon Emory, Tyler Houser, Alex McFadden, Trent Middleton Jr., Gabe Moss, Izaiah Pasha, Erik Timko

**NEW YORK (2):** Tahron Allen, Kobe Jerome

**ARIZONA (1):** Kevin Kogbara

**DELAWARE (1):** Brandon Baffone

**NEW JERSEY (1):** Niels Lane

**VIRGINIA (1):** Cavan Reilly

## ROSTER BY CLASS

**GRADUATE (1):** Erik Timko

**SENIOR (4):** Tahron Allen, John Camden, Kobe Jerome, Niels Lane

**JUNIOR (5):** Cavan Reilly, Houston Emory, Gabe Moss, Tyler Houser, Kevin Kogbara

**SOPHOMORE (2):** Brandon Baffone, Trent Middleton Jr.

**FRESHMAN (3):** Macon Emory, Alex McFadden, Izaiah Pasha

## QUICK FACTS

### UNIVERSITY OF DELAWARE

Location.....Newark, Delaware  
 Founded.....1743  
 Enrollment.....23,613  
 President.....Dennis Assanis  
 Nickname.....Blue Hens  
 Colors.....Blue & Gold  
 Website.....udel.edu  
 Director of Athletics.....Chrissi Rawak  
 Athletic Website.....bluehens.com  
 Home Court (Cap.).....  
 .....Bob Carpenter Center (5,000)  
 Conference....Coastal Athletic Association

### ALL-TIME

First Year of Competition.....1905-06  
 Record.....1282-1369-2  
 CAA Record.....181-213  
 CAA Tournament Appearances.....22  
 CAA Tournament Record.....19-20  
 NCAA Appearances.....6  
 .....1992, 1993, 1998, 1999, 2014, 2022  
 NCAA Tournament Record.....0-6  
 Postseason NIT Appearances.....1 (2000)  
 NIT Record.....0-1  
 CBI Appearances.....1 (2012)  
 CBI Record.....0-1

### TEAM INFORMATION

Head Coach.....Martin Ingelsby  
 Alma Mater (Year).....Notre Dame '01  
 Career Record/Years.....139-124/9 years  
 Record at UD/Years.....same  
 CAA Record.....64-73  
 Assoc. Head Coach.....Bill Phillips  
 Alma Mater (Year).....Saint Joseph's '01  
 Assistant Coach.....JJ Butler  
 Alma Mater (Year).....Lipscomb '16  
 Assistant Coach.....Danny O'Connor  
 Alma Mater (Year).....Indiana '16  
 Assistant Coach.....Christian Nunez  
 Alma Mater (Year).....Farmingdale State '13  
 Director of Ops.....Stephen Galgano  
 Alma Mater (Year).....Delaware '20

### THE BLUE HENS

Letterwinners Returning/Lost.....7/8  
 Starters Returning/Lost.....2/3  
 Newcomers.....8  
 2023-24 Overall Record.....19-14  
 2023-24 CAA Record.....10-8  
 2023-24 CAA Finish.....6th  
 2023-24 CAA Tourn. Finish.....Quarters  
 2023-24 Postseason.....n/a

### MEDIA RELATIONS

MBB Contact.....Ed LeFurge III  
 Cell Phone.....732-600-6552  
 Email Address.....lefurge@udel.edu  
 X.....@EL3theSID

## INTERVIEW REQUESTS

All requests for interviews with Martin Ingelsby and the Delaware student-athletes must be arranged through Ed LeFurge III. Advance notice of at least 24 hours is preferred, but every attempt will be made to accommodate all requests. No one will be available for interviews on game day, except for post game interviews.

### COMMON CONNECTIONS

The Aggies head coach **Monté Ross** was Delaware's head coach from 2006-2016, winning a CAA Championship in 2014. This will be his third battle against his former team at NC A&T.

The Aggies' assistant coach **Jeff Rafferty** was a member of Ross' coaching staff at Delaware.

Ross coached UD's associate head coach **Bill Phillips** when Phillips was at Saint Joseph's.

### FIRST TIMERS

Brothers **Houston Emory** and **Macon Emory** each made their first career starts in back-to-back games with Houston against Northeastern and Macon against Monmouth.

### BIG APPLE, BIG PERFORMANCE

**John Camden** tallied the best performance of his career in the Big Apple against RV/24 St. John's as he set career marks in points (35), field goals (13), field goal attempts (18), three pointers (9), and tied career highs in assists (4) and steals (3). His nine triples tied the program single-game record set by Ithiel Horton on January 10, 2019 at UNCW. Camden is just one of 11 players in the country to make nine threes or more in a game this season. Of those 11 players, Camden is the only one listed at 6'8" or taller.

### HIGH ROLLERS

Delaware has scored 90 or more points three times this season, marking the first time since 2017-18. The last time UD tallied four games of 90+ points was in 2013-14.

### ELITE ERIK

**Erik Timko** tallied his 250th three pointers of his career at Duquesne. He became the 34th active player in all of men's college basketball to reach that milestone. He also became one of four active players with less than 100 career games played to achieve that milestone.

### DEAD EYE DELAWARE

Delaware has made 10+ triples in five games with 12 or more four times and 15+ three times, including 17 against Delaware State, marking the most by the Blue Hens since December 7, 2000, when they made a program-record 18 against New Hampshire. The Hens are first in the CAA and 30th nationally connecting at a 38.1 percent rate.

### PASS THE ROCK

Against Delaware State, the Blue & Gold tallied a season-best 24 assists, one shy of the most under **Martin Ingelsby**. **Tahron Allen** (5), **John Camden** (4), and **Izaiah Pasha** (4) all had career highs.

### CONSISTENCY IS KEY

**Cavan Reilly** scored at least 18 points in four-straight games from the Vermont to Delaware State games, becoming the first Hen to do so since **Jameer Nelson Jr.** had 22+ in four-straight games in 2022-23.

### PASHA THE ROW X2

**Izaiah Pasha** was named CAA Rookie of the Week for the second-consecutive week after he tallied his third-straight double digit scoring performance of his career with 15 points in Delaware's win at Rider. The rookie added six rebounds, three assists, and one steal to his line, while shooting 7-of-10 from the field.

### STRETCH FIVE

Big man **John Camden** is the epitome of a "stretch five." He ranked 17th in the country and tops in the CAA prior to the Duquesne game. He currently has connected at a 44.1 percent clip which is best in the CAA and 26th in the nation.

### CAMDEN'S THANKSGIVING FEAST

Leading up to Thanksgiving, **John Camden** was feasting. During the week of November 18-24, Camden was second in the nation with 76 points in three games, behind only CJ Hines of Alabama State, who had 79 points in four games. He set his career high in points on two different occasions that week (27 vs Bryant and 30 vs Yale). Against Yale, he became the first Blue Hen since Nate Darling (2/6/20 vs. Towson) to make seven threes in a game. Camden is tied for 24th in the country and first in the CAA in three-point percentage, making half of his attempts from beyond the arc.

### PASHA THE ROW

**Izaiah Pasha** was named CAA Rookie of the Week after his performances against Bryant, Vermont, and Yale. He averaged 14.7 points, 5.0 rebounds, and 2.7 assists per game while shooting 53.6 percent (15-of-28) overall, 42.7 percent (3-of-7) from long range, and 84.6 percent (11-of-13) from the line and set career marks in points (20) and rebounds (9) that week.

### KEEPING IT 100

UD scored 100 points against Yale, the reigning Ivy League champs and NCAA Tournament Second Round Team, marking the first time since March 4, 2001 that the Blue & Gold passed the century mark against a Division I opponent in a non-overtime game when they topped Northeastern 100-66. The Hens had most recently tallied 100 against a DI foe in an overtime win against Bryant, 108-107, at Madison Square Garden on December 21, 2013.

### LET IT FLY

Delaware cashed in on 16 threes as a team against Yale, tying the most made threes in the **Martin Ingelsby** Era. The Hens also connected on 16 shots from long range on December 5, 2020 against Salem.

### HALL OF FAME COMING OUT PARTY

**Izaiah Pasha** used the opening game of the 2024 Naismith Hall of Fame Tip-Off as a coming out party, scoring a career high 20 points. It was the rookie's first-ever double digit scoring output of his career.

### BULLYING THE BULLDOGS

**John Camden** and **Erik Timko** each set career marks against Bryant. Camden tallied highs in points (27), field goals made (10), field goal attempts (16), steals (2), and three-pointers (four). Timko corralled 10 rebounds, his first double-digit output his career.

### EARNING IT AT THE LINE

The Hens rank 25th in the nation and second in the CAA in free throw percentage, shooting 77.8 percent as a team.

### IN THE NEW YORK GROOVE

The Hens took their first road trip of the season to Iona and came away with a 64-58 win. The victory moved **Martin Ingelsby** into sole possession of second-most wins in program history at 133. **Macon Emory** scored his first career points and **Niels Lane** swiped a career-high four steals.

### FIRST WIN SECURED

Delaware notched its first win of the campaign in comeback fashion over Robert Morris. The win tied **Martin Ingelsby** for second most all-time, saw the career debut of **Macon Emory**, and gave **Kevin Kogbara** his first NCAA points.

### PASHA'S POINT

**Izaiah Pasha** became the first freshmen to start a season opener for the Blue Hens since **Kevin Anderson** and **Chyree Walker** in 2017. He's just the third freshmen under Martin Ingelsby to do so.

### GOING OT

Delaware is 10-4 in overtime under **Martin Ingelsby**.

### OUR RECORD WHEN...

Delaware scores first..... 5-6  
Opponent scores first..... 3-1

Leading at halftime..... 8-2  
Trailing at halftime..... 0-5  
Tied at halftime.....  
Leading with 2:00 left..... 8-0  
Trailing with 2:00 left..... 0-7  
Tied with 2:00 left.....  
Games decided by > 10 points..... 4-3  
Games decided by 6-10 points..... 3-1  
Games decided by ≤ 5 points..... 1-3

Scores fewer than 50 points.....  
Scores 50-59 points.....  
Scores 60-69 points..... 1-2  
Scores 70-79 points..... 2-4  
Scores 80+ points..... 5-1

Allows < 50 points.....  
Allows 50-59 points..... 2-0  
Allows 60-69 points..... 2-0  
Allows 70+ points..... 4-7

Shoots < 35%.....  
Shoots between 35-40%..... 1-1  
Shoots between 40-45%..... 1-3  
Shoots > 45%..... 6-3

Out shooting opponent (%)..... 8-2  
Out shot by opponent (%)..... 0-5

Opponent shoots < 35%..... 3-0  
Opponent shoots between 35-40%..... 1-0  
Opponent shoots between 40-45%..... 2-3  
Opponent shoots > 45%..... 2-4

Two or less in double figures..... 1-1  
Three in double figures..... 0-4  
Four in double figures..... 6-1  
Five or more in double figures..... 2-1

Out rebounding an opponent..... 5-0  
Out rebounded by an opponent..... 2-7  
Rebounds are even..... 1-0

Commit same or fewer TO..... 4-4  
Commit more TO..... 4-3

Makes more or same 3FGs..... 7-2  
Makes fewer 3FGs..... 1-5

Makes more or same FTs..... 6-4  
Makes fewer FTs..... 2-3

Games following a win..... 4-3  
Games following a loss..... 4-3

In overtime.....

Largest lead..... 29 points - Chestnut Hill  
Largest deficit..... 23 points - St. John's  
Largest deficit overcome.....  
..... 16 points at Northeastern  
Largest halftime lead..... 24 vs Monmouth

On Sunday..... 1-0  
On Monday..... 0-2  
On Tuesday..... 4-0  
On Wednesday.....  
On Thursday..... 1-1  
On Friday..... 0-2  
On Saturday..... 2-2

Wearing Blue..... 2-3  
Wearing White..... 4-2  
Wearing Black..... 0-2  
Wearing Grey..... 2-0

# MARTIN INGELSBY VS.

| OPPONENT            | H            | A            | N            | OVR            |
|---------------------|--------------|--------------|--------------|----------------|
| Air Force           | 1-0          | 0-1          | 0-0          | 1-1            |
| Appalachian State   | 0-0          | 0-0          | 1-0          | 1-0            |
| Austin Peay         | 0-0          | 0-0          | 0-1          | 0-1            |
| Bradley             | 0-0          | 1-1          | 0-0          | 1-1            |
| Bridgewater         | 1-0          | 0-0          | 0-0          | 1-0            |
| Brown               | 0-0          | 0-0          | 1-0          | 1-0            |
| Bryant              | 0-1          | 0-0          | 0-0          | 0-1            |
| Bryn Athyn          | 1-0          | 0-0          | 0-0          | 1-0            |
| Bucknell            | 0-1          | 1-0          | 0-0          | 1-1            |
| Buffalo             | 0-1          | 0-0          | 0-0          | 0-1            |
| Campbell            | 0-0          | 1-0          | 0-0          | 1-0            |
| Charleston          | 1-8          | 1-5          | 1-0          | 3-13           |
| Chestnut Hill       | 2-0          | 0-0          | 0-0          | 2-0            |
| Colgate             | 0-0          | 0-0          | 1-0          | 1-0            |
| Columbia            | 1-0          | 1-0          | 0-0          | 2-0            |
| Cornell             | 1-1          | 1-0          | 0-0          | 2-1            |
| CSU Bakersfield     | 1-0          | 0-0          | 0-0          | 1-0            |
| Davidson            | 1-0          | 0-1          | 0-0          | 1-1            |
| Delaware State      | 3-1          | 3-0          | 1-0          | 7-1            |
| Drexel              | 4-3          | 1-6          | 1-0          | 6-9            |
| Duke                | 0-0          | 0-1          | 0-0          | 0-1            |
| Duquesne            | 0-0          | 0-1          | 0-0          | 0-1            |
| Elon                | 8-0          | 3-4          | 1-0          | 12-4           |
| Fordham             | 0-0          | 0-0          | 1-0          | 1-0            |
| George Washington   | 1-0          | 0-1          | 0-1          | 1-2            |
| Goldie-Beacom       | 2-0          | 0-0          | 0-0          | 2-0            |
| Hampton             | 1-0          | 0-1          | 1-0          | 2-1            |
| Hartford            | 0-0          | 0-0          | 1-0          | 1-0            |
| Hofstra             | 1-7          | 1-6          | 1-4          | 3-17           |
| Iona                | 1-0          | 1-0          | 0-1          | 2-1            |
| James Madison       | 5-0          | 4-1          | 0-0          | 9-1            |
| La Salle            | 1-0          | 0-2          | 0-0          | 1-2            |
| Lafayette           | 1-0          | 1-0          | 0-0          | 2-0            |
| LIU                 | 1-0          | 0-1          | 0-0          | 1-1            |
| Longwood            | 0-0          | 0-0          | 1-0          | 1-0            |
| Louisiana Tech      | 1-0          | 0-0          | 0-0          | 1-0            |
| Marist              | 1-0          | 0-0          | 0-0          | 1-0            |
| Maryland            | 0-0          | 0-1          | 0-0          | 0-1            |
| Md. Eastern Shore   | 1-0          | 1-0          | 0-0          | 2-0            |
| Miami (Ohio)        | 0-0          | 1-0          | 0-0          | 1-0            |
| Misericordia        | 1-0          | 0-0          | 0-0          | 1-0            |
| Monmouth            | 2-0          | 0-1          | 0-0          | 2-1            |
| Moravian            | 1-0          | 0-0          | 0-0          | 1-0            |
| Morgan State        | 0-1          | 0-0          | 0-0          | 0-1            |
| Navy                | 0-1          | 0-1          | 0-0          | 0-2            |
| NC A&T              | 1-0          | 2-0          | 0-0          | 3-0            |
| N.C. Wesleyan       | 0-0          | 0-0          | 1-0          | 1-0            |
| Northeastern        | 5-2          | 3-4          | 1-1          | 9-7            |
| Northern Kentucky   | 0-0          | 0-0          | 0-1          | 0-1            |
| Notre Dame          | 0-1          | 0-0          | 0-0          | 0-1            |
| Oakland             | 0-0          | 0-0          | 1-1          | 1-1            |
| Ohio                | 0-1          | 0-1          | 0-0          | 0-2            |
| Penn                | 0-0          | 0-1          | 0-0          | 0-1            |
| Princeton           | 0-1          | 1-0          | 0-0          | 1-1            |
| Rhode Island        | 0-0          | 0-0          | 1-0          | 1-0            |
| Richmond            | 0-0          | 1-0          | 0-0          | 1-0            |
| Rider               | 0-1          | 2-0          | 0-0          | 2-1            |
| Robert Morris       | 1-0          | 1-0          | 0-0          | 2-0            |
| Saint Francis (Pa.) | 1-0          | 1-0          | 0-0          | 2-0            |
| Saint Peter's       | 0-0          | 1-1          | 0-0          | 1-1            |
| Salem               | 1-0          | 0-0          | 0-0          | 1-0            |
| Seton Hall          | 0-0          | 0-1          | 0-0          | 0-1            |
| Siena               | 1-0          | 1-0          | 0-0          | 2-0            |
| South Florida       | 0-0          | 0-1          | 0-0          | 0-1            |
| Southern Illinois   | 0-0          | 0-0          | 1-0          | 1-0            |
| St. John's          | 0-0          | 0-1          | 0-0          | 0-1            |
| Stony Brook         | 3-0          | 0-2          | 0-0          | 3-2            |
| Temple              | 0-0          | 0-1          | 0-0          | 0-1            |
| Towson              | 2-5          | 2-5          | 1-1          | 5-11           |
| UMBC                | 1-0          | 0-1          | 0-0          | 1-1            |
| UNCG                | 0-1          | 0-1          | 0-1          | 0-3            |
| UNCW                | 4-2          | 4-4          | 1-1          | 9-7            |
| UTSA                | 0-0          | 0-0          | 1-0          | 1-0            |
| Vermont             | 0-0          | 0-0          | 0-1          | 0-1            |
| Villanova           | 0-0          | 0-0          | 0-2          | 0-2            |
| Wesley              | 1-0          | 0-0          | 0-0          | 1-0            |
| William & Mary      | 4-3          | 2-5          | 1-0          | 7-8            |
| Wilmington          | 2-0          | 0-0          | 0-0          | 2-0            |
| Xavier              | 0-0          | 1-0          | 0-0          | 1-0            |
| Yale                | 0-1          | 0-1          | 1-0          | 1-2            |
| <b>TOTALS</b>       | <b>73-43</b> | <b>44-65</b> | <b>22-16</b> | <b>139-124</b> |

## THAT '70S SHOW

Under head coach **Martin Ingelsby**, UD posts an 89-22 record when holding opponents under 70 points, including 49-7 the past four seasons, 16-1 last season, and 4-0 in 2024-25.

## HOME SWEET HOME

UD posts a better record at home under **Martin Ingelsby** (73-43) compared to on the road (44-65).

## CLOSE CALLS

Since 2016-17 the Hens are 49-30 in contests decided by five points or less, and 32-19 in one-score games.

## 1,021 DAYS

Junior **Gabe Moss** went 1,021 days between meaningful basketball games after going down with an injury in high school on Jan. 18, 2022 to the 2024-25 season opener against Bucknell. He missed his first two collegiate seasons at Delaware due to injury.

## TRACKING WINS

With the win at Iona head coach **Martin Ingelsby** passed **Monté Ross** for second all-time in program history. **Steve Steinwedel** has the most ever at 163.

## OH CAPTAIN, MY CAPTAIN!

Delaware will be led this season by captains **Tahron Allen**, **Niels Lane**, and **Cavan Reilly**.

## PENNSYLVANIA BLUE HENS?

Of the 15 players on the roster, nine of them hail from the Commonwealth of Pennsylvania. UD has more PA players than any DI school in the commonwealth.

Delaware (9)  
St. Joe's/Villanova (6)  
Lafayette/Pitt/Temple (5)  
Drexel/Duquesne/La Salle (4)  
Penn/Penn State (3)  
Bucknell/Lehigh/Robert Morris (2)

## NEW RULE, NEW NUMBER

Since the NCAA rule change last year allowing players to have numbers ending in 6, 7, 8, or 9, **Tahron Allen** and **Kevin Kogbara** are the first Blue Hens to utilize it.

## OUT FOR THE SEASON

Forward **Tyler Houser** will be out for the season after having season-ending surgery.

## FRESH FACES

The Blue & Gold added three true freshmen to the roster this season in **Macon Emory**, **Izaiah Pasha**, and walk-on **Alex McFadden**.

## NEW YEAR, NEW SCHOOL

In the modern era of college athletics, Delaware continues to capitalize on acquiring players via the transfer portal. This year, the Hens welcome **Tahron Allen** (Wagner), **John Camden** (Virginia Tech), **Kevin Kogbara** (JUCO), **Trent Middleton Jr.** (Ball State), and **Erik Timko** (Jefferson).

## STAFF CHANGES

Delaware welcomed **Christian Nunez** (assistant coach/director of player development) to the staff, while seeing **Danny O'Connor** (assistant coach) and **Stephen Galgano** (director of operations) getting promotions. Nunez joins the crew after a stint at Saint Louis.

## ERIK THE ELITE SCORER

**Erik Timko** comes to the 302 after spending three seasons at Jefferson. He left the Rams as their eighth leading scorer in program history (1,792) and eighth on Jefferson's career three-point field goals made list (238), with all seven players ahead of him having been there for four seasons.

## BROTHERS ON AND OFF THE FLOOR

**Houston** and **Macon Emory** are one of 17 sets of brothers to play on the same team this season.

## CONFERENCE FAMILY(ARITY)

**Houston** and **Macon Emory** are two of five players in the country to have a parent play for a conference opponent. Both their parents, Andrew and Rebecca (Dayvault), played basketball at William & Mary.

### BCC LEGEND

**Brandon Baffone** joined the Hens as a walk-on out of nearby Salesianum last season. Baffone's dad, Brandon, hit the game-winning three pointer in the first-ever high school game played in the Bob Carpenter Center to lift Salesianum over Sanford in the state semifinal in March 1993.

### HALL OF FAME TIPOFF

UD will play in the 2024 Naismith Basketball Hall of Fame Tip Off at Mohegan Sun Arena in Uncasville, Connecticut with games against Vermont and Yale.

### TOUGH SCHEDULE

Delaware will play 15 games this season against opponents who won at least 20 games last year - Bryant, Yale, Vermont, Duquesne, and St. John's and CAA games against Charleston, Stony Brook, Drexel (2x), Hofstra (2x), and UNCW (2x).

### HIGH SCHOOL CONNECTIONS

The Blue Hens roster boasts a number of high school connections. Head coach **Martin Ingelsby** and associate head coach **Bill Phillips** played together at Archbishop Carroll. Virginia Tech transfer **John Camden** spent the first three years of his high school career at Archbishop Carroll as well.

**Houston Emory** and **Kobe Jerome** played with newcomer **Macon Emory** at the Blue Ridge School.

### HENS ON TV

Delaware is set to play two regular season games on national TV when it takes on Yale (ESPNU) and St. John's (FS1).

### MOVIN' ON UP

On November 28, 2023 Delaware announced it would be moving to Conference USA effective July 1, 2025. This will push Delaware football to the FBS level.

### AMONG THE BEST

**Martin Ingelsby** became the third coach in program history to reach the 100-win plateau in 2022-23. He passed his former coach and mentor, Mike Brey, who had 99 as the head coach at UD.

### STAYING PUT

Head coach **Martin Ingelsby** signed an extension last summer that places him under contract through the 2028-29 season.

### BIRDS OF A FEATHER

With over 1,100 schools across three divisions in the NCAA, the Blue Hens are one of two institutions with the nickname in the hen family. Pomona-Pitzer, a division III institution, is nicknamed the Sagehens. Both South Carolina and Jacksonville State have the nickname Gamecocks and Coastal Carolina is the Chanticleers, which both fall in the rooster family.

### FAMILY TIES

Usually a DI head basketball coach is the most famous in their family. That may not be the case for **Martin Ingelsby**. His brother, Brad, wrote and created the HBO hit *Mare of Easttown*, which is based in a Philadelphia suburb, similar to where the brother grew up. The series received 16 nominations at the 73rd Primetime Emmy Awards and won four. Their father, Tom, was a standout guard at Villanova from 1970-73 and served as his son's head coach at Archbishop Carroll. Tom led Villanova to the 1971 NCAA championship game and played for the Atlanta Hawks during the 1973-74 season and for the Spirits of St. Louis in the ABA the following year.

### BLUE HENS ON THE AIRWAVES

For the 21st-straight season, Delaware men's basketball games will be carried on FM radio. All games can be heard on 94.7 WDSD. **Scott Klatzkin** (play-by-play) and **Bill Harman** (analyst) will be on the call.

### CAA STANDINGS

AS OF GAMES PLAYED 1/7

| SCHOOL         | CAA | OVERALL |
|----------------|-----|---------|
| Charleston     | 2-0 | 12-3    |
| Elon           | 2-0 | 11-4    |
| William & Mary | 2-0 | 8-7     |
| UNCW           | 1-1 | 11-4    |
| Drexel         | 1-1 | 9-6     |
| Hofstra        | 1-1 | 9-6     |
| Northeastern   | 1-1 | 9-6     |
| Delaware       | 1-1 | 8-7     |
| Campbell       | 1-1 | 6-9     |
| Towson         | 1-1 | 6-9     |
| Monmouth       | 1-1 | 3-12    |
| Hampton        | 1-2 | 8-7     |
| Stony Brook    | 0-2 | 4-11    |
| N.C. A&T       | 0-3 | 4-12    |

### WEEKLY HONORS

#### COASTAL ATHLETIC ASSOCIATION

|              |        |       |
|--------------|--------|-------|
| Izaiah Pasha | Rookie | 11/25 |
| Izaiah Pasha | Rookie | 12/2  |

## MILESTONE WATCH

### 2,000 POINT WATCH LIST

|            |       |
|------------|-------|
| Erik Timko | 1,977 |
|------------|-------|

### 1,000 POINT WATCH LIST

|              |     |
|--------------|-----|
| Tahron Allen | 678 |
|--------------|-----|

### 300 CAREER THREE POINTERS

|            |     |
|------------|-----|
| Erik Timko | 266 |
|------------|-----|

### DELAWARE ALL-TIME COACHING WINS

|                  |         |
|------------------|---------|
| Steve Steinwedel | 163-121 |
| Martin Ingelsby  | 139-124 |
| Monté Ross       | 132-184 |
| Mike Brey        | 99-52   |

## INDIVIDUAL TRENDS

### DOUBLE-DIGIT POINTS 2024-25 CAREER

|                     |    |    |
|---------------------|----|----|
| Erik Timko          | 9  | 88 |
| Tahron Allen        | 2  | 30 |
| Cavan Reilly        | 8  | 28 |
| Niels Lane          | 12 | 28 |
| Tyler Houser        | 0  | 23 |
| John Camden         | 11 | 11 |
| Trent Middleton Jr. | 2  | 9  |
| Izaiah Pasha        | 8  | 8  |
| Kobe Jerome         | 0  | 1  |
| Macon Emory         | 2  | 2  |
| Gabe Moss           | 1  | 1  |

### 20-POINT GAMES 2024-25 CAREER

|              |   |    |
|--------------|---|----|
| Erik Timko   | 2 | 53 |
| Tahron Allen | 0 | 5  |
| John Camden  | 4 | 4  |
| Cavan Reilly | 2 | 3  |
| Niels Lane   | 2 | 3  |
| Tyler Houser | 0 | 2  |
| Izaiah Pasha | 1 | 1  |

### 30-POINT GAMES 2024-25 CAREER

|             |   |    |
|-------------|---|----|
| Erik Timko  | 0 | 11 |
| John Camden | 2 | 2  |

### DOUBLE-DIGIT REBOUNDS 2024-25 CAREER

|              |   |   |
|--------------|---|---|
| Tahron Allen | 0 | 3 |
| Tyler Houser | 0 | 2 |
| Erik Timko   | 1 | 1 |

### DOUBLE-DOUBLES 2024-25 CAREER

|              |   |   |
|--------------|---|---|
| Tahron Allen | 0 | 2 |
| Tyler Houser | 0 | 1 |

## A NEW ERA

The University of Delaware has accepted an invitation to join Conference USA as a full-league member effective July 1, 2025, as both organizations announced jointly on Tuesday, November 28.

"UD ranks among the nation's leading public research institutions and is recognized nationally for delivering exceptional professional outcomes for our students," University of Delaware President Dennis Assanis said. "Joining Conference USA will present opportunities to not only broaden exposure of our athletics programs, but also enhance awareness and visibility of our excellent academic offerings, our ground-breaking research initiatives and our enduring impact on our community and the world."

The Blue Hens will compete in Conference USA in baseball, men's and women's basketball, cross country, football, men's and women's golf, women's soccer, softball, men's and women's tennis, track & field, and volleyball. More information will become available in the coming months about where the other seven programs will compete in the future.

"The opportunity to join Conference USA is a very proud moment for our entire university," Director of Athletics, Community, and Campus Recreation Chrissi Rawak said. "With this step forward, we will continue to offer an incredible student-athlete experience and elevate the visibility of all that is remarkable about UD. We couldn't be more excited for the entire state of Delaware and how this will bring the 302 together."

All UD varsity programs will remain in the Coastal Athletic Association (CAA) through the 2024-2025 season, with all sports except football maintaining eligibility to compete for conference championships and NCAA postseason play.

"Thanks to our recently opened Whitney Athletic Center and improvements to Delaware Stadium and other facilities, we are confident that we have the infrastructure in place at UD to compete with the very best in college

football and simultaneously witness the growth of our other intercollegiate programs in the department," Rawak said. "UD Athletics continues to ascend, and Blue Hen football is prepared to take the next step and lead the way."

Delaware has posted its two best LEARFIELD Directors' Cup finishes since 1998 over the past two seasons, ranking 104th and 114th, respectively, with the 2021-22 ranking leading the CAA.

Last season alone, Delaware had five conference championships, a pair of NCAA victories, and two individual NCAA qualifiers. Other notable national accolades include regularly ranked football and men's lacrosse programs, and doubles pair in women's tennis. Nine Blue Hens garnered All-American honors in 2022-23, with six national player of the week awards.

Historically, the Blue & Gold have shown competitive excellence in all walks of athletics. The Hens boast an impressive 529 All-Americans, 137 conference titles, and 10 national championships in the University's storied history.

Conference USA is an NCAA Division I conference championing success in college athletics through dedicated leadership, dynamic partnership, and diverse membership. Founded in 1995 and based in Dallas, CUSA is home to nine schools: FIU, Jacksonville State, Liberty, Louisiana Tech, Middle Tennessee, New Mexico State, Sam Houston, UTEP, and WKU. Kennesaw State joins the league in 2024 and Delaware begins competition in 2025.

"Adding the University of Delaware is a tremendous opportunity for Conference USA as we strategically position ourselves for continued success," Conference USA Commissioner Judy MacLeod said. "We are excited to add the state's flagship university with its rich history in athletics and academics and look forward to our partnership with President Dennis Assanis, Director of Athletics Chrissi Rawak, and their leadership group."



# 2024-25 GAME-BY-GAME BREAKDOWNS

## STARTERS BREAKDOWN

| OPPONENT         | G             | G      | G/F   | F        | F        | LINEUP RECORD | RECORD |
|------------------|---------------|--------|-------|----------|----------|---------------|--------|
| Bucknell         | Pasha         | Reilly | Timko | Lane     | Camden   | 0-1           | 0-1    |
| Robert Morris    | Pasha         | Reilly | Timko | Lane     | Camden   | 1-1           | 1-1    |
| at Iona          | Pasha         | Reilly | Timko | Lane     | Camden   | 2-1           | 2-1    |
| Bryant           | Pasha         | Reilly | Timko | Lane     | Camden   | 2-2           | 2-2    |
| vs Vermont       | Allen         | Reilly | Timko | Lane     | Camden   | 0-1           | 2-3    |
| vs Yale          | Pasha         | Reilly | Timko | Allen    | Camden   | 1-0           | 3-3    |
| at Rider         | Pasha         | Reilly | Timko | Allen    | Camden   | 2-0           | 4-3    |
| Delaware State   | Pasha         | Reilly | Timko | Allen    | Camden   | 3-0           | 5-3    |
| at Duquesne      | Pasha         | Reilly | Timko | Allen    | Camden   | 3-1           | 5-4    |
| Chestnut Hill    | Pasha         | Reilly | Timko | Lane     | Camden   | 3-2           | 6-4    |
| Misericordia     | Middleton Jr. | Reilly | Timko | Lane     | Camden   | 1-0           | 7-4    |
| at Saint Peter's | Pasha         | Reilly | Timko | Lane     | Camden   | 3-3           | 7-5    |
| at St. John's    | Pasha         | Reilly | Timko | Lane     | Camden   | 3-4           | 7-6    |
| at Northeastern  | Pasha         | Timko  | Lane  | Camden   | H. Emory | 0-1           | 7-7    |
| Monmouth         | Pasha         | Timko  | Lane  | M. Emory | Camden   | 1-0           | 8-7    |

at NC A&T  
at Hampton  
Stony Brook  
Elon  
at Hofstra  
at Drexel  
Towson  
at Monmouth  
UNCW  
William & Mary  
at Towson  
Campbell  
Drexel  
Hofstra  
Charleston  
at UNCW

\*BOLD indicates first time using lineup | \*BOLD indicates lineup change

## START STATS

### CAREER GAMES/STARTS

|               | GP  | GS | Cons. |
|---------------|-----|----|-------|
| Timko         | 100 | 99 | 23    |
| Allen         | 93  | 55 | --    |
| Lane          | 93  | 44 | 6     |
| Reilly        | 71  | 41 | --    |
| Houser        | 62  | 26 | --    |
| Camden        | 53  | 15 | 15    |
| Middleton Jr. | 40  | 8  | --    |
| H. Emory      | 38  | 1  | --    |
| Jerome        | 26  | -- | --    |
| Pasha         | 14  | 13 | 4     |
| M. Emory      | 13  | 1  | 1     |
| Kogbara       | 12  | -- | --    |
| Baffone       | 7   | -- | --    |
| Moss          | 6   | -- | --    |
| McFadden      | 3   | -- | --    |

### RECORD BY STARTS

|               | CAREER | 24-25 |
|---------------|--------|-------|
| Allen         | 23-32  | 3-2   |
| Camden        | 8-7    | 8-7   |
| H. Emory      | 0-1    | 0-1   |
| M. Emory      | 1-0    | 1-0   |
| Houser        | 5-25   | --    |
| Lane          | 25-20  | 5-6   |
| Middleton Jr. | 3-5    | 1-0   |
| Pasha         | 7-6    | 7-6   |
| Reilly        | 23-17  | 7-6   |
| Timko         | 66-32  | 8-7   |

\*BOLD indicates last game's starters

## SCORING BREAKDOWN (DELAWARE/OPPONENT)

| OPPONENT         | -----LEAD TRENDS----- |      |         | -----POINTS BREAK-DOWN----- |        |          |        |       |         |       | -----BY CLASS----- |     |     |     |     |
|------------------|-----------------------|------|---------|-----------------------------|--------|----------|--------|-------|---------|-------|--------------------|-----|-----|-----|-----|
|                  | CHANGES               | TIES | LARGEST | PAINT                       | 2ND CH | FAST BRK | OFF TO | FT    | STARTER | BENCH | FR.                | SO. | JR. | SR. | GR. |
| Bucknell         | 1                     | 5    | 12/12   | 34/38                       | 4/5    | 4/11     | 11/12  | 11/17 | 64/75   | 9/10  | 3                  | 5   | 8   | 37  | 20  |
| Robert Morris    | 13                    | 9    | 5/11    | 36/32                       | 6/16   | 22/6     | 18/20  | 26/14 | 57/61   | 24/16 | 7                  | 13  | 17  | 32  | 12  |
| at Iona          | 3                     | 4    | 14/2    | 24/32                       | 9/18   | 18/11    | 14/14  | 13/10 | 43/28   | 21/30 | 11                 | 2   | 11  | 36  | 4   |
| Bryant           | 7                     | 6    | 6/16    | 38/42                       | 6/11   | 8/12     | 19/13  | 19/9  | 69/69   | 15/26 | 11                 | 6   | 15  | 40  | 7   |
| vs Vermont       | 6                     | 6    | 4/12    | 30/28                       | 0/6    | 11/17    | 13/17  | 17/16 | 49/67   | 22/8  | 20                 | 0   | 20  | 26  | 5   |
| vs Yale          | 5                     | 3    | 18/4    | 24/48                       | 5/17   | 21/7     | 2/13   | 26/25 | 94/78   | 6/16  | 17                 | 0   | 29  | 47  | 13  |
| at Rider         | 6                     | 1    | 11/6    | 34/32                       | 11/13  | 14/2     | 10/5   | 9/2   | 65/44   | 7/22  | 15                 | 0   | 20  | 22  | 15  |
| Delaware State   | 0                     | 0    | 26/0    | 24/38                       | 0/8    | 12/11    | 15/19  | 16/21 | 72/57   | 21/23 | 12                 | 8   | 21  | 34  | 18  |
| at Duquesne      | 7                     | 4    | 7/14    | 28/32                       | 14/23  | 6/6      | 9/15   | 13/22 | 40/60   | 26/20 | 10                 | 4   | 10  | 34  | 8   |
| Chestnut Hill    | 2                     | 4    | 29/4    | 44/26                       | 10/16  | 17/9     | 7/9    | 13/8  | 49/33   | 29/18 | 16                 | 5   | 19  | 21  | 17  |
| Misericordia     | 4                     | 2    | 23/6    | 28/28                       | 7/9    | 17/8     | 28/23  | 19/7  | 75/38   | 17/37 | 5                  | 12  | 20  | 26  | 29  |
| at Saint Peter's | 9                     | 4    | 7/10    | 26/30                       | 2/11   | 13/7     | 7/7    | 18/14 | 57/46   | 7/26  | 18                 | 0   | 12  | 33  | 1   |
| at St. John's    | 5                     | 1    | 2/23    | 40/56                       | 8/13   | 16/15    | 18/16  | 4/11  | 70/60   | 6/37  | 10                 | 2   | 6   | 49  | 9   |
| at Northeastern  | 3                     | 3    | 2/26    | 38/42                       | 10/13  | 0/8      | 13/9   | 19/17 | 59/57   | 18/23 | 14                 | 12  | 6   | 35  | 10  |
| Monmouth         | 0                     | 0    | 26/0    | 32/16                       | 11/9   | 12/2     | 20/5   | 12/24 | 67/41   | 17/23 | 18                 | 3   | 14  | 32  | 17  |

at NC A&T  
at Hampton  
Stony Brook  
Elon  
at Hofstra  
at Drexel  
Towson  
at Monmouth  
UNCW  
William & Mary  
at Towson  
Campbell  
Drexel  
Hofstra  
Charleston  
at UNCW

## LAST TIME A BLUE HEN...

|  |   |
|--|---|
| Scored 25 Points.....                              | John Camden, 12/28/24 at St. John's (35)  |
| Scored 30 Points.....                              | John Camden, 12/28/24 at St. John's (35)  |
| Scored 40 Points.....                              | Davon Usher, 2/5/14 vs. Charleston (42)   |
| Scored 50 Points.....                              | Liston Houston, 2/19/1910 vs. Lebanon Valley (52)   |
| Two Players Scored 20 Points.....                  | 11/24/24 vs Yale - John Camden (30), Cavan Reilly (23), Gerald Drumgoole Jr. (21)   |
| Three Players Scored 20 Points.....                | 1/25/24 vs NC A&T - Jyáre Davis (22), Niels Lane (22), Gerald Drumgoole Jr. (21)  |
| Five Players Scored 10 Points.....                 | 1/2/25 vat Northeastern - John Camden (21), Izaiah Pasha (14), Niels Lane (14), Trent Middleton Jr. (12), Erik Timko (10)   |
| Six Players Scored 10 Points.....                  | 11/8/23 vs Goldey-Beacom - Kobe Jerome (18), Christian Ray (15), Tyler Houser (14), Gerald Drumgoole Jr. (12), Jalun Trent (12), Cavan Reilly (11), Niels Lane (10) |
| Had 15 Rebounds.....                               | Jyáre Davis, 3/2/24 at Stony Brook (16)   |
| Had 20 Rebounds.....                               | Jamelle Hagins, 11/28/12 @ Lafayette (23)   |
| Had 10 Offensive Rebounds.....                     | Christian Ray, 1/25/24 vs NC A&T (10)   |
| Had 10 Defensive Rebounds.....                     | Erik Timko, 11/18/24 vs Bryant (10)   |
| Two Players Had 10 Rebounds.....                   | 2/15/24 at Elon - Christian Ray (12) & Jyáre Davis (11)   |
| Had a Double-Double in Points and Assists.....     | Jalun Trent, 12/30/23 vs Princeton (16 pts, 11 ast)   |
| Had a Double-Double in Points and Rebounds.....    | Jyáre Davis, 3/2/24 at Stony Brook (16 pts, 16 rbs)   |
| Had Back-to-Back Double-Doubles.....               | Christian Ray, 2/22-2/26/24 vs Charleston & Drexel  |
| Had Three Consecutive Double-Doubles.....          | Jyáre Davis (4) 2/3-2/15/24   |
| Had a Triple-Double (Two all-time).....            | Ryan Iversen, 12/1/02 vs. LIU (12 pts, 17 reb, 11 ast)  |
| Two Players Had Double-Doubles.....                | 2/15/24 at Elon   |
| Had Two Consecutive 30-Point Games.....            | Jameer Nelson Jr., 2/18/23 and 2/23/23 (39, 30)   |
| Made 10 Field Goals.....                           | John Camden, 12/28/24 at St. John's (13)  |
| Attempted 25 Field Goals.....                      | Ryan Allen, 2/3/18 @ Elon (25)  |
| Shot .750 From the Field (min. 10 att.).....       | Christian Ray, 2/1/24 at William & Mary (.800, 8-10)  |
| Made 15 Free Throws.....                           | Kory Holden, 1/30/16 @ Towson (15)  |
| Shot 1.000 From the Line (min. 10 att.).....       | Jyáre Davis, 1/18/24 vs Stony Brook (12-12)   |
| Made 7 Three-Pointers.....                         | John Camden, 12/28/24 at St. John's (9)   |
| Attempted 15 Three-Pointers.....                   | Ryan Allen, 2/15/19 @ Towson (15)   |
| Shot .750 From 3-Point Range (min. 5 att.).....    | John Camden, 12/28/24 at St. John's (81.8, 9-11)  |
| Had 10 Assists.....                                | Jalun Trent, 12/30/23 vs Princeton (11)   |
| Had 15 Assists.....                                | Mike Slattery, 2/1/03 vs. William & Mary (15)   |
| Had Five Steals.....                               | Niels Lane, 12/17/24 vs Misericordia (5)  |
| Scored 20 points in a half.....                    | John Camden, 12/28/24 at St. John's (25)  |
| Led the Team in Points, Rebounds, and Assists..... | Jyáre Davis, 2/29/24 vs Northeastern (19 points, 9 rebounds, 3 assists)   |
| Hit a Last Second Shot to Win a Game.....          | Kevin Anderson, 1/23/20 vs. Hofstra (Layup, 0.3 seconds)  |

## LAST TIME THE TEAM...

|   |   |   |                                 |
|---|---|---|---------------------------------|
| Won By 30 Points.....                   | 3/9/24 vs Hampton, 80-50                      | Made Less Than 5 Free Throws.....               | 12/28/24 at St. John's, 4-6     |
| Won By 40 Points.....                   | 11/5/19 vs. Bridgewater, 97-51                | Attempted 40 Free Throws.....                   | 1/30/16 at Towson, 45           |
| Scored 100 Points.....                  | 11/24/24 vs Yale, 100-94                      | Attempted Less Than 10 Free Throws.....         | 12/28/24 at St. John's, 4-6     |
| Scored Under 50 Points.....             | 12/28/18 at Hofstra, 91-46                    | Shot .900 From the Line (min. 10 attempts)..... | 11/18/24 vs Bryant, 19-21       |
| Scored Under 40 Points.....             | 1/16/07 at VCU, 60-39                         | Made 10 Three Pointers.....                     | 1/4/25 vs Monmouth, 12          |
| Scored 50 Points in a Half.....         | 1/4/25 vs Monmouth, 51 in first half          | Made 15 Three Pointers.....                     | 12/17/24 vs Misericordia, 15    |
| Scored 60 Points in a Half.....         | 2/24/22 vs. Charleston, 64 in the second half | Made No Three-Pointers.....                     | 2/2/13 vs. UNCW, 0-11           |
| Scored Under 20 Points in a Half.....   | 12/28/18 at Hofstra, 18 in the first half     | Att. 25 Three-Pointers.....                     | 12/17/24 vs Misericordia, 38    |
| Had a +20 Rebound Margin.....           | 12/10/24 vs. Chestnut Hill, +22 (58-36)       | Attempted Less Than 10 Three-Pointers.....      | 12/16/22 at Princeton, 8        |
| Had 50 Rebounds.....                    | 12/10/24 vs. Chestnut Hill, 58                | Had 25 Assists.....                             | 11/5/19 vs. Bridgewater, 25     |
| Had Less Than 25 Rebounds.....          | 3/5/23 vs. Towson, 23                         | Had Less Than 5 Assists.....                    | 1/20/17 at UNC Greensboro, 4    |
| Had 20 Offensive Rebounds.....          | 12/31/12 vs. Rider, 22                        | Had 25 Turnovers.....                           | 12/19/07 at Vermont, 28         |
| Had Less Than 5 Offensive Rebounds..... | 12/3/24 vs Delaware State, 2                  | Had Less Than 5 Turnovers.....                  | 12/20/23, Rider, 4              |
| Had 40 Defensive Rebounds.....          | 12/10/24 vs. Chestnut Hill, 44                | Had 10 Blocks.....                              | 11/7/22 vs. Wilmington, 12      |
| Made 40 Field Goals.....                | 11/8/23 vs Goldey-Beacom, 43                  | Had No Blocks.....                              | 1/6/24 at Hofstra               |
| Made Less Than 15 Field Goals.....      | 11/23/14 at Cal State Bakersfield, 12         | Had 15 Steals.....                              | 12/1/05 at UMBC, 17             |
| Attempted 80 Field Goals.....           | 12/21/12 vs. Penn, 81                         | Had No Steals.....                              | 12/2/23 at Ohio                 |
| Attempted Less Than 40 Field Goals..... | 2/11/16 vs. Drexel, 38                        | Last Overtime Game.....                         | 12/20/23 vs Rider - L, 88-85 OT |
| Shot .600 From the Field.....           | 2/10/22 vs. Northeastern, .600 (33-55)        | Last Overtime Victory at Home.....              | 1/17/21 vs. La Salle, 85-82     |
| Made 30 Free Throws.....                | 1/30/16 at Towson, 36                         | Last Overtime Victory on the Road.....          | 1/17/22 at Northeastern, 82-76  |

## INDIVIDUAL GAME HIGHS

### POINTS

|              |                      |
|--------------|----------------------|
| John Camden  | 35 at St. John's     |
|              | 30 vs Yale           |
| Erik Timko   | 29 vs Misericordia   |
| John Camden  | 27 vs Bryant         |
| Cavan Reilly | 23 vs Yale           |
|              | 20 vs Delaware State |
| Izaiah Pasha | 20 vs Vermont        |
| Erik Timko   | 20 vs Bucknell       |
| Niels Lane   | 20 at Duquesne       |
|              | 20 at Saint Peter's  |
| John Camden  | 20 at Northeastern   |

### REBOUNDS

|              |              |
|--------------|--------------|
| Erik Timko   | 10 vs Bryant |
| Izaiah Pasha | 9 vs Yale    |

### ASSISTS

|                     |                     |
|---------------------|---------------------|
| Niels Lane          | 9 vs Misericordia   |
| John Camden         | 7 vs Monmouth       |
| Niels Lane          | 6 vs Chestnut Hill  |
| Izaiah Pasha        | 5 vs Chestnut Hill  |
|                     | 5 at Saint Peter's  |
|                     | 5 at St. John's     |
| Tahron Allen        | 5 vs Delaware State |
| Trent Middleton Jr. | 5 at Northeastern   |

### STEALS

|            |                   |
|------------|-------------------|
| Niels Lane | 5 vs Misericordia |
|            | 4 at Iona         |

### BLOCKS

|               |                   |
|---------------|-------------------|
| Macon Emory   | 3 vs Misericordia |
| Houston Emory | 3 at Rider        |

### FIELD GOALS MADE

|             |                  |
|-------------|------------------|
| John Camden | 11 at St. John's |
|             | 10 vs Bryant     |
|             | 9 vs Yale        |

### FIELD GOAL PERCENTAGE (MIN 5 MADE)

|              |                            |
|--------------|----------------------------|
| Niels Lane   | .800 at Duquesne (8-10)    |
| Izaiah Pasha | .778 vs Vermont (7-9)      |
| John Camden  | .722 at St. John's (13-18) |
| Izaiah Pasha | .700 at Rider (7-10)       |

### THREE-POINT FIELD GOALS MADE

|              |                     |
|--------------|---------------------|
| John Camden  | 9 at St. John's     |
|              | 7 vs Yale           |
| Erik Timko   | 6 vs Misericordia   |
| Cavan Reilly | 5 vs Yale           |
|              | 5 vs Delaware State |
| Erik Timko   | 5 vs Monmouth       |

### 3PT FIELD GOAL PERCENTAGE (MIN 2 MADE)

|              |                        |
|--------------|------------------------|
| Tahron Allen | 1.000 at Iona (2-2)    |
| Izaiah Pasha | 1.000 vs Vermont (2-2) |

### FREE THROWS MADE

|             |              |
|-------------|--------------|
| John Camden | 9 vs Vermont |
| Niels Lane  | 9 vs Bryant  |

### FREE THROW PERCENTAGE (MIN 7 MADE)

|              |                             |
|--------------|-----------------------------|
| John Camden  | 1.000 vs Vermont (9-9)      |
| Cavan Reilly | 1.000 vs Yale (8-8)         |
| Erik Timko   | 1.000 vs Misericordia (7-7) |

## DELAWARE HIGHS AND LOWS

### GAME HIGHS

### 2024-25

### INGELSBY ERA

|                    |  |  |
|--------------------|--|--|
| POINTS             | 100 (11/24 vs Yale)                      | 101 (11/8/23 vs Goldey-Beacom)               |
| FIRST-HALF POINTS  | 51 (1/4 vs Monmouth)                     | 56 (3/22/18 @ Drexel)                        |
| SECOND-HALF POINTS | 53 (11/24 vs Yale)                       | 64 (2/24/22 vs. Charleston)                  |
| FG MADE            | 31 (12/28 at St. John's)                 | 43 (11/8/23 vs Goldey-Beacom)                |
| FG ATTEMPTS        | 68 (11/18 vs Bryant)                     | 74 (11/8/23 vs Goldey-Beacom)                |
| FG PERCENTAGE      | .577 (12/3 vs Delaware State)            | .610 (25-41, 11/22/21 vs. Appalachian State) |
| 3FG MADE           | 17 (12/3 vs Delaware State)              | 17 (12/3/24 vs Delaware State)               |
| 3FG ATTEMPTS       | 38 (12/17 vs Misericordia)               | 38, twice (12/17 vs Misericordia)            |
| 3FG PERCENTAGE     | .548 (12/3 vs Delaware State)            | .652 (15-23, 12/2/18 @ Columbia)             |
| FT MADE            | 26, twice (11/24 vs Yale)                | 29 (11/2/21 vs. La Salle)                    |
| FT ATTEMPTS        | 32 (11/7 vs Robert Morris)               | 39 (2/17/22 @ Elon)                          |
| FT PERCENTAGE      | .905 (11/18 vs Bryant)                   | 1.000, six times (2/4 vs. Charleston 16-16)  |
| REBOUNDS           | 58 (12/10 vs Chestnut Hill)              | 58 (12/10/24 vs Chestnut Hill)               |
| ASSISTS            | 24 (12/3 vs Delaware State)              | 25 (11/5/19 vs. Bridgewater)                 |
| STEALS             | 11 (12/17 vs Misericordia)               | 13, twice (2/24/22 vs. Charleston)           |
| BLOCKED SHOTS      | 7 (12/10 vs Chestnut Hill)               | 12 (11/7/22 vs. Wilmington)                  |
| TURNOVERS          | 16, three times (12/10 vs Chestnut Hill) | 23 (11/10/18 @ Saint Peter's)                |

### GAME LOWS

### 2024-25

### INGELSBY ERA

|                    |                                    |                                      |
|--------------------|------------------------------------|--------------------------------------|
| POINTS             | 64, twice (12/20 at Saint Peter's) | 46 (12/28/18 @ Hofstra)              |
| FIRST-HALF POINTS  | 29 (12/28 at St. John's)           | 18, twice (12/28/18 @ Hofstra)       |
| SECOND-HALF POINTS | 27 (11/4 vs Bucknell)              | 19 (1/27/22 @ Towson)                |
| FG MADE            | 20 (12/20 at Saint Peter's)        | 16, four times                       |
| FG ATTEMPTS        | 47 (12/20 at Saint Peter's)        | 40, twice (11/24/21 vs. Fordham)     |
| FG PERCENTAGE      | .373 (11/12 at Iona)               | .262 (16-61, 12/28/18 @ Hofstra)     |
| 3FG MADE           | 5 (11/7 vs Robert Morris)          | 1, twice (3/4/18 vs. Northeastern)   |
| 3FG ATTEMPTS       | 15 (11/7 vs Robert Morris)         | 10 (12/11 vs. Siena)                 |
| 3FG PERCENTAGE     | .226 (12/10 vs Chestnut Hill)      | .071 (1-14, 3/4/18 vs. Northeastern) |
| FT MADE            | 4 (12/28 at St. John's)            | 2 (12/2/21 @ Delaware State)         |
| FT ATTEMPTS        | 6 (12/28 at St. John's)            | 3 (12/1/22 vs. Cornell)              |
| FT PERCENTAGE      | .611 (11/4 vs Bucknell)            | .333, three times                    |
| REBOUNDS           | 25, twice (12/28 at St. John's)    | 17 (2/24/22 vs. Charleston)          |
| ASSISTS            | 8, twice (11/12 at Iona)           | 4 (11/20/17 @ UNC Greensboro)        |
| STEALS             | 2 (12/6 at Duquesne)               | 0, five times                        |
| BLOCKED SHOTS      | 1, twice (1/2 at Northeastern)     | 0, 11 times (1/14/24 at UNCW)        |
| TURNOVERS          | 6 (11/30 at Rider)                 | 2, (1/19/19 vs. Towson)              |

## DELAWARE PLAYER HIGHS IN THE MARTIN INGELSBY ERA

|  |  |  |
|--|--|--|
| <b>Points</b> .....39, Jameer Nelson Jr.<br>.....2/18/23 vs. UNCW                                    | <b>FG Attempts</b> .....25, Ryan Allen<br>.....2/3/18 @ Elon   | <b>3FG Attempts</b> .....15, Ryan Allen<br>.....2/14/19 @ Towson   |
| <b>Rebounds</b> .....19, Dylan Painter<br>.....1/15/21 vs. Hofstra<br>.....11/23/21 @ UNC Wilmington | <b>FG Pct</b> .....1.000, Skye Johnson<br><b>(min. 5 att)</b> ..11/27/16 vs. Bryn Athyn (7-7)<br>.....1.000, Dylan Painter<br>.....2/1/20 vs. Drexel (7-7) | <b>3FG Pct.</b> .....1.000, Kobe Jerome<br><b>(min. 5 att)</b> 11/8/23 vs Goldey-Beacom (6-6)  |
| <b>Assists</b> .....11, Jalun Trent<br>.....12/30/23 vs. Princeton                                   | .....1.000, Eric Carter<br>.....3/3/18 vs. Elon (5-5)<br>.....1.000, Dylan Painter<br>.....3/8/20 vs. Charleston (5-5)                                     | <b>FT Made</b> .....13, Anthony Mosley<br>.....12/17/16 @ Seton Hall   |
| <b>Blocks</b> .....6, Dylan Painter<br>.....1/20/22 vs. William & Mary                               | .....Andrew Carr<br>.....3/18/22 vs. Villanova (5-5)   | <b>FT Attempts</b> .....16, Jameer Nelson Jr.<br>.....12/7/22 vs. Delaware State   |
| <b>Steals</b> .....8, Jameer Nelson Jr.<br>.....2/24/22 vs. Charleston                               | <b>3FG Made</b> .....9, John Camden<br>.....12/29/24 at St. John's   | <b>FT Pct</b> .....1.000, Jy'are Davis<br><b>(min. 10 att)</b> 1/18/24 vs Stony Brook (12-12)<br>.....1.000, Nate Darling<br>.....2/15/20 @ William & Mary (11-11) |
| <b>FG Made</b> .....14, Justyn Mutts<br>.....1/23/20 @ Hofstra                                       | .....9, Ithiel Horton<br>.....1/10/19 @ UNC Wilmington   |  |

## OPPONENT HIGHS AND LOWS

### GAME HIGHS

### 2024-25

### INGELSBY ERA

|                    |   |  |
|--------------------|---|--|
| POINTS             | 97 (12/28 at St. John's)                | 108 (UNC Wilmington, 2/4/17)                       |
| FIRST-HALF POINTS  | 48 (12/28 at St. John's)                | 58 (Northeastern, 1/5/17)                          |
| SECOND-HALF POINTS | 53 (12/3 vs Delaware State)             | 56 (Drexel, 3/22/18)                               |
| FG MADE            | 39 (12/28 at St. John's)                | 39, twice (12/28/24 at St. John's)                 |
| FG ATTEMPTS        | 74 (12/10 vs Chestnut Hill)             | 76, twice (Goldey-Beacom 11/8/23, Towson, 2/14/19) |
| FG PERCENTAGE      | .609 (12/28 at St. John's)              | .692 (UNC Wilmington, 2/4/17, 36-52)               |
| 3FG MADE           | 12 (12/17 vs Misericordia)              | 21, twice (UNCW, 2/4/17)                           |
| 3FG ATTEMPTS       | 27, three times (12/17 vs Misericordia) | 41 (Salem, 12/5/20)                                |
| 3FG PERCENTAGE     | .667 (12/28 at St. John's)              | .727 (2/16 at Towson, 16-22)                       |
| FT MADE            | 25 (11/24 vs Yale)                      | 26 (Navy, 12/1/17)                                 |
| FT ATTEMPTS        | 30 (11/24 vs Yale)                      | 36 (Elon, 2/25/17)                                 |
| FT PERCENTAGE      | .875 (12/20 at Saint Peter's)           | 1.000, four times (1/14/24 at UNCW)                |
| REBOUNDS           | 58 (11/12 at Iona)                      | 58, (11/12 at Iona)                                |
| ASSISTS            | 23 (12/28 at St. John's)                | 29 (Northeastern, 11/5/17)                         |
| STEALS             | 12 (12/10 vs Chestnut Hill)             | 13, four times (2/16/24 at Elon)                   |
| BLOCKED SHOTS      | 8, twice (1/2 at Northeastern)          | 11 (William & Mary, 1/26/17)                       |
| TURNOVERS          | 19 (12/17 vs Misericordia)              | 24 (Charleston, 2/24/22)                           |

### GAME LOWS

### 2024-25

### INGELSBY ERA

|                    |                                       |   |
|--------------------|---------------------------------------|---|
| POINTS             | 51 (12/10 vs Chestnut Hill)           | 40 (Wilmington, 11/18/18)               |
| FIRST-HALF POINTS  | 18 (11/12 at Iona)                    | 15 (Bradley, 11/13/16)                  |
| SECOND-HALF POINTS | 23 (12/10 vs Chestnut Hill)           | 20 (Wilmington, 11/18/18)               |
| FG MADE            | 17 (1/4 vs Monmouth)                  | 16, four times                          |
| FG ATTEMPTS        | 52 (1/4 vs Monmouth)                  | 45, four times (2/25/23 at Elon)        |
| FG PERCENTAGE      | .257 (12/10 vs Chestnut Hill)         | .257 (12/10/24 vs Chestnut Hill, 19-74) |
| 3FG MADE           | 4 (11/12 at Iona)                     | 1 (Delaware State, 12/2/16)             |
| 3FG ATTEMPTS       | 12, twice (12/28 at St. John's)       | 8 (2/2/23 at Monmouth)                  |
| 3FG PERCENTAGE     | .182 (11/12 at Iona)                  | .67 (Delaware State, 12/2/16, 1-15)     |
| FT MADE            | 2 (11/30 at Rider)                    | 1 (2/16 at Towson)                      |
| FT ATTEMPTS        | 3 (11/30 at Rider)                    | 2 (Lafayette, 12/8/21)                  |
| FT PERCENTAGE      | .455 (11/12 at Iona)                  | .200 (2/16/23 at Towson, 1-5)           |
| REBOUNDS           | 31, twice (12/17 vs Misericordia)     | 18 (Appalachian State, 11/22/21)        |
| ASSISTS            | 6, three times (1/4 vs Monmouth)      | 3 (Drexel, 3/6/22)                      |
| STEALS             | 2 (11/30 at Rider)                    | 0 (Towson, 1/9/19)                      |
| BLOCKED SHOTS      | 1, four times (12/17 vs Misericordia) | 0, 21 times (2/17/24 at NC A&T)         |
| TURNOVERS          | 6, twice (12/10 vs Chestnut Hill)     | 3 (12/2/23 at Ohio)                     |

## DELAWARE INDIVIDUAL SINGLE GAME RECORDS

|  |  |  |
|--|--|--|
| <b>Points</b> .....52, Liston Houston<br>.....2/19/1910 vs. Lebanon Valley   | <b>FG Attempts</b> .....35, Nate Cloud<br>.....2/18/61 vs. Muhlenberg  | <b>FT Made</b> .....19, Jawan Carter<br>.....11/21/09 vs. Penn<br>.....19, Jarvis Threatt<br>.....1/5/13 at Old Dominion |
| <b>Rebounds</b> .....31, Jack Waddington<br>.....1/4/56 vs. Rutgers  | <b>FG Pct</b> .....1.000, Oscar Jones<br><b>(min. 10 att)</b> .....12/8/82 vs. Loyola (10-10)<br>.....1.000, Alex Coles<br>.....1/23/91 vs. UMBC (10-10) | <b>FT Attempts</b> .....26, Jawan Carter<br>.....11/21/09 vs. Penn   |
| <b>Assists</b> .....17, John Staudenmayer<br>.....2/6/82 vs. Lehigh  | <b>3FG Made</b> .....9, John Camden<br>.....12/29/24 at St. John's<br>.....9, Ithiel Horton<br>.....1/10/19 @ UNC Wilmington                             | <b>FT Pct</b> .....1.000, 10 times<br><b>(min. 10 att)</b> .....most is 14-14  |
| <b>Blocks</b> .....9, Ndongo Ndiaye<br>.....12/2/99 vs. Colgate  | <b>3FG Attempts</b> .....15, Ryan Allen<br>.....2/14/19 @ Towson   |  |
| <b>Steals</b> .....8, Jameer Nelson Jr.<br>.....2/24/22 vs. Charleston<br>.....8, Taurence Chisholm<br>.....1/16/85 vs. Bucknell | <b>3FG Pct</b> .....1.000, Kobe Jerome<br><b>(min. 6 att)</b> .....11/8/23 vs. Goldey Beacom (6-6)   |  |
| <b>FG Made</b> .....25, Liston Houston<br>.....2/19/1910 vs. Lebanon Valley  |  |  |

# 2024-25 OVERALL STATISTICS

## Game Records

| Record         | Overall | Home | Away | Neutral |
|----------------|---------|------|------|---------|
| ALL GAMES      | 8-7     | 5-2  | 2-4  | 1-1     |
| CONFERENCE     | 1-1     | 1-0  | 0-1  | 0-0     |
| NON-CONFERENCE | 7-6     | 4-2  | 2-3  | 1-1     |

## Score by Periods

| Team      | 1st | 2nd | OT | TOT  |
|-----------|-----|-----|----|------|
| Delaware  | 598 | 577 | 0  | 1175 |
| Opponents | 534 | 605 | 0  | 1139 |

## Team Box Score

| No.       | Player               |       |        |      | Total   |      | 3-Point  |      | F-Throw |      | Rebounds |     |     |      |     |    |     |     |     |     |      |      |  |  |
|-----------|----------------------|-------|--------|------|---------|------|----------|------|---------|------|----------|-----|-----|------|-----|----|-----|-----|-----|-----|------|------|--|--|
|           |                      | GP-GS | MIN    | AVG  | FG-FGA  | FG%  | 3FG-3FGA | 3FG% | FT-FTA  | FT%  | OFF      | DEF | TOT | AVG  | PF  | DQ | A   | TO  | BLK | STL | PTS  | AVG  |  |  |
| 2         | CAMDEN, John         | 15-15 | 479:08 | 31.9 | 79-166  | .476 | 41-93    | .441 | 51-67   | .761 | 14       | 65  | 79  | 5.3  | 24  | 1  | 35  | 16  | 5   | 16  | 250  | 16.7 |  |  |
| 4         | LANE, Niels          | 14-11 | 413:29 | 29.5 | 73-142  | .514 | 14-31    | .452 | 36-46   | .783 | 9        | 48  | 57  | 4.1  | 33  | 0  | 27  | 38  | 12  | 21  | 196  | 14.0 |  |  |
| 20        | TIMKO, Erik          | 15-15 | 470:50 | 31.4 | 54-124  | .435 | 28-70    | .400 | 49-55   | .891 | 11       | 59  | 70  | 4.7  | 24  | 0  | 26  | 16  | 5   | 7   | 185  | 12.3 |  |  |
| 3         | REILLY, Cavan        | 13-13 | 406:16 | 31.3 | 51-109  | .468 | 28-76    | .368 | 27-32   | .844 | 10       | 34  | 44  | 3.4  | 26  | 0  | 18  | 19  | 2   | 9   | 157  | 12.1 |  |  |
| 1         | PASHA, Izaiah        | 14-13 | 376:56 | 26.9 | 54-113  | .478 | 6-24     | .250 | 35-45   | .778 | 12       | 43  | 55  | 3.9  | 31  | 0  | 42  | 41  | 11  | 5   | 149  | 10.6 |  |  |
| 7         | ALLEN, Tahron        | 9-5   | 150:44 | 16.7 | 21-49   | .429 | 8-15     | .533 | 5-9     | .556 | 1        | 12  | 13  | 1.4  | 15  | 0  | 11  | 7   | 1   | 9   | 55   | 6.1  |  |  |
| 13        | MIDDLETON JR., Trent | 13-1  | 250:11 | 19.2 | 23-55   | .418 | 6-20     | .300 | 17-20   | .850 | 4        | 28  | 32  | 2.5  | 26  | 1  | 24  | 13  | 2   | 9   | 69   | 5.3  |  |  |
| 00        | MOSS, Gabe           | 7-0   | 68:00  | 9.7  | 14-19   | .737 | 0-0      | .000 | 4-9     | .444 | 4        | 4   | 8   | 1.1  | 14  | 0  | 0   | 3   | 0   | 1   | 32   | 4.6  |  |  |
| 5         | EMORY, Macon         | 13-1  | 180:04 | 13.9 | 13-44   | .295 | 6-27     | .222 | 6-7     | .857 | 12       | 27  | 39  | 3.0  | 26  | 1  | 6   | 6   | 10  | 5   | 38   | 2.9  |  |  |
| 8         | KOGBARA, Kevin       | 12-0  | 69:15  | 5.8  | 10-19   | .526 | 1-3      | .333 | 0-0     | .000 | 7        | 17  | 24  | 2.0  | 14  | 0  | 7   | 10  | 1   | 2   | 21   | 1.8  |  |  |
| 15        | EMORY, Houston       | 14-1  | 94:55  | 6.8  | 5-14    | .357 | 0-0      | .000 | 5-11    | .455 | 7        | 15  | 22  | 1.6  | 20  | 1  | 3   | 11  | 6   | 4   | 15   | 1.1  |  |  |
| 11        | JEROME, Kobe         | 5-0   | 29:21  | 5.9  | 2-6     | .333 | 1-5      | .200 | 0-1     | .000 | 0        | 2   | 2   | 0.4  | 1   | 0  | 5   | 1   | 0   | 1   | 5    | 1.0  |  |  |
| 10        | BAFFONE, Brandon     | 3-0   | 06:31  | 2.2  | 1-3     | .333 | 1-2      | .500 | 0-0     | .000 | 0        | 1   | 1   | 0.3  | 0   | 0  | 0   | 0   | 0   | 0   | 3    | 1.0  |  |  |
| 12        | MCFADDEN, Alex       | 3-0   | 04:20  | 1.4  | 0-1     | .000 | 0-1      | .000 | 0-0     | .000 | 0        | 0   | 0   | 0.0  | 1   | 0  | 0   | 1   | 0   | 0   | 0    | 0.0  |  |  |
| Team      |                      |       |        |      |         |      |          |      |         |      | 29       | 40  | 69  |      |     |    |     | 7   |     |     |      |      |  |  |
| Total     |                      | 15    | 3000   |      | 400-864 | .463 | 140-367  | .381 | 235-302 | .778 | 120      | 395 | 515 | 34.3 | 255 | 4  | 204 | 189 | 55  | 89  | 1175 | 78.3 |  |  |
| Opponents |                      | 15    | 3000   |      | 406-958 | .424 | 110-314  | .350 | 217-300 | .723 | 198      | 382 | 580 | 38.7 | 256 | 4  | 188 | 173 | 43  | 96  | 1139 | 75.9 |  |  |

## Team Statistics

|                        | UD             | OPP            |
|------------------------|----------------|----------------|
| <b>Scoring</b>         | <b>1175</b>    | <b>1139</b>    |
| Points per game        | 78.3           | 75.9           |
| Scoring margin         | +2.4           | -              |
| <b>Field goals-att</b> | <b>400-864</b> | <b>406-958</b> |
| Field goal pct         | .463           | .424           |
| <b>3 point fg-att</b>  | <b>140-367</b> | <b>110-314</b> |
| 3-point FG pct         | .381           | .350           |
| 3-pt FG made per game  | 9.3            | 7.3            |
| <b>Free throws-att</b> | <b>235-302</b> | <b>217-300</b> |
| Free throw pct         | .778           | .723           |
| F-Throws made per game | 15.7           | 14.5           |
| <b>Rebounds</b>        | <b>515</b>     | <b>580</b>     |
| Rebounds per game      | 34.3           | 38.7           |
| Rebounding margin      | -4.3           | -              |
| <b>Assists</b>         | <b>204</b>     | <b>188</b>     |
| Assists per game       | 13.6           | 12.5           |
| <b>Turnovers</b>       | <b>189</b>     | <b>173</b>     |
| Turnovers per game     | 12.6           | 11.5           |
| Turnover margin        | -1.1           | -              |
| Assist/turnover ratio  | 1.1            | 1.1            |
| <b>Steals</b>          | <b>89</b>      | <b>96</b>      |
| Steals per game        | 5.9            | 6.4            |
| <b>Blocks</b>          | <b>55</b>      | <b>43</b>      |
| Blocks per game        | 3.7            | 2.9            |
| <b>Winning streak</b>  | <b>1</b>       | <b>-</b>       |
| Home win streak        | 4              | -              |
| <b>Attendance</b>      | <b>14457</b>   | <b>12088</b>   |
| Home games-Avg/Game    | 7-2065         | 6-2015         |
| Neutral site-Avg/Game  | -              | 2-1562         |

## Team Results

| Date       | Opponent           |   | Score  | Att. |
|------------|--------------------|---|--------|------|
| 11/04/2024 | Bucknell           | L | 73-85  | 1775 |
| 11/07/2024 | Robert Morris      | W | 81-77  | 1402 |
| 11/12/2024 | at Iona            | W | 64-58  | 2028 |
| 11/18/2024 | Bryant             | L | 84-85  | 2384 |
| 11/23/2024 | vs Vermont         | L | 71-75  | 0    |
| 11/24/2024 | vs Yale            | W | 100-94 | 3124 |
| 11/30/2024 | at Rider           | W | 72-66  | 1328 |
| 12/03/2024 | Delaware St.       | W | 93-80  | 2104 |
| 12/06/2024 | at Duquesne        | L | 66-80  | 2033 |
| 12/10/2024 | Chestnut Hill      | W | 78-51  | 1609 |
| 12/17/2024 | Misericordia       | W | 92-75  | 3202 |
| 12/20/2024 | at Saint Peter's   | L | 64-72  | 495  |
| 12/28/2024 | at St. John's (NY) | L | 76-97  | 5602 |
| 01/02/2025 | at Northeastern    | L | 77-80  | 602  |
| 01/04/2025 | Monmouth           | W | 84-64  | 1981 |

# 2024-25 CAA ONLY STATISTICS

## Game Records

| Record         | Overall | Home | Away | Neutral |
|----------------|---------|------|------|---------|
| ALL GAMES      | 1-1     | 1-0  | 0-1  | 0-0     |
| CONFERENCE     | 1-1     | 1-0  | 0-1  | 0-0     |
| NON-CONFERENCE | 0-0     | 0-0  | 0-0  | 0-0     |

## Score by Periods

| Team      | 1st | 2nd | OT | TOT |
|-----------|-----|-----|----|-----|
| Delaware  | 85  | 76  | 0  | 161 |
| Opponents | 71  | 73  | 0  | 144 |

## Team Box Score

| No.       | Player               |       |       |      | Total  |       | 3-Point  |      | F-Throw |       | Rebounds |     |     |      |    |    |    |    |     |     |     |      |
|-----------|----------------------|-------|-------|------|--------|-------|----------|------|---------|-------|----------|-----|-----|------|----|----|----|----|-----|-----|-----|------|
|           |                      | GP-GS | MIN   | AVG  | FG-FGA | FG%   | 3FG-3FGA | 3FG% | FT-FTA  | FT%   | OFF      | DEF | TOT | AVG  | PF | DQ | A  | TO | BLK | STL | PTS | AVG  |
| 2         | CAMDEN, John         | 2-2   | 71:58 | 36.0 | 11-18  | .611  | 6-12     | .500 | 8-11    | .727  | 2        | 14  | 16  | 8.0  | 3  | 0  | 10 | 3  | 0   | 1   | 36  | 18.0 |
| 4         | LANE, Niels          | 2-2   | 70:14 | 35.1 | 14-29  | .483  | 1-4      | .250 | 2-3     | .667  | 1        | 5   | 6   | 3.0  | 8  | 0  | 2  | 3  | 0   | 4   | 31  | 15.5 |
| 20        | TIMKO, Erik          | 2-2   | 70:00 | 35.0 | 7-20   | .350  | 6-12     | .500 | 7-8     | .875  | 1        | 8   | 9   | 4.5  | 1  | 0  | 5  | 1  | 1   | 3   | 27  | 13.5 |
| 1         | PASHA, Izaiah        | 2-2   | 46:35 | 23.3 | 5-10   | .500  | 1-2      | .500 | 10-14   | .714  | 1        | 2   | 3   | 1.5  | 7  | 0  | 1  | 7  | 1   | 2   | 21  | 10.5 |
| 13        | MIDDLETON JR., Trent | 2-0   | 67:31 | 33.8 | 6-16   | .375  | 1-2      | .500 | 2-2     | 1.000 | 1        | 7   | 8   | 4.0  | 7  | 1  | 8  | 1  | 0   | 2   | 15  | 7.5  |
| 8         | KOGBARA, Kevin       | 2-0   | 15:53 | 7.9  | 6-6    | 1.000 | 0-0      | .000 | 0-0     | .000  | 1        | 5   | 6   | 3.0  | 2  | 0  | 1  | 2  | 0   | 0   | 12  | 6.0  |
| 5         | EMORY, Macon         | 2-1   | 35:16 | 17.6 | 4-9    | .444  | 3-6      | .500 | 0-0     | .000  | 4        | 7   | 11  | 5.5  | 5  | 0  | 0  | 1  | 2   | 1   | 11  | 5.5  |
| 00        | MOSS, Gabe           | 2-0   | 17:11 | 8.6  | 3-5    | .600  | 0-0      | .000 | 2-5     | .400  | 1        | 0   | 1   | 0.5  | 2  | 0  | 0  | 1  | 0   | 1   | 8   | 4.0  |
| 15        | EMORY, Houston       | 1-1   | 02:48 | 2.8  | 0-0    | .000  | 0-0      | .000 | 0-0     | .000  | 1        | 0   | 1   | 1.0  | 0  | 0  | 0  | 0  | 0   | 0   | 0   | 0.0  |
| 10        | BAFFONE, Brandon     | 1-0   | 01:17 | 1.3  | 0-0    | .000  | 0-0      | .000 | 0-0     | .000  | 0        | 0   | 0   | 0.0  | 0  | 0  | 0  | 0  | 0   | 0   | 0   | 0.0  |
| 12        | MCFADDEN, Alex       | 1-0   | 01:17 | 1.3  | 0-1    | .000  | 0-1      | .000 | 0-0     | .000  | 0        | 0   | 0   | 0.0  | 0  | 0  | 0  | 0  | 0   | 0   | 0   | 0.0  |
| Team      |                      |       |       |      |        |       |          |      |         |       | 2        | 5   | 7   |      |    |    |    |    |     |     |     |      |
| Total     |                      | 2     | 400   |      | 56-114 | .491  | 18-39    | .462 | 31-43   | .721  | 15       | 53  | 68  | 34.0 | 35 | 1  | 27 | 19 | 4   | 14  | 161 | 80.5 |
| Opponents |                      | 2     | 400   |      | 46-121 | .380  | 11-37    | .297 | 41-52   | .788  | 31       | 50  | 81  | 40.5 | 37 | 0  | 17 | 22 | 10  | 11  | 144 | 72.0 |

## Team Statistics

|                        | UD            | OPP           |
|------------------------|---------------|---------------|
| <b>Scoring</b>         | <b>161</b>    | <b>144</b>    |
| Points per game        | 80.5          | 72.0          |
| Scoring margin         | +8.5          | -             |
| <b>Field goals-att</b> | <b>56-114</b> | <b>46-121</b> |
| Field goal pct         | .491          | .380          |
| <b>3 point fg-att</b>  | <b>18-39</b>  | <b>11-37</b>  |
| 3-point FG pct         | .462          | .297          |
| 3-pt FG made per game  | 9.0           | 5.5           |
| <b>Free throws-att</b> | <b>31-43</b>  | <b>41-52</b>  |
| Free throw pct         | .721          | .788          |
| F-Throws made per game | 15.5          | 20.5          |
| <b>Rebounds</b>        | <b>68</b>     | <b>81</b>     |
| Rebounds per game      | 34.0          | 40.5          |
| Rebounding margin      | -6.5          | -             |
| <b>Assists</b>         | <b>27</b>     | <b>17</b>     |
| Assists per game       | 13.5          | 8.5           |
| <b>Turnovers</b>       | <b>19</b>     | <b>22</b>     |
| Turnovers per game     | 9.5           | 11.0          |
| Turnover margin        | +1.5          | -             |
| Assist/turnover ratio  | 1.4           | 0.8           |
| <b>Steals</b>          | <b>14</b>     | <b>11</b>     |
| Steals per game        | 7.0           | 5.5           |
| <b>Blocks</b>          | <b>4</b>      | <b>10</b>     |
| Blocks per game        | 2.0           | 5.0           |
| <b>Winning streak</b>  | <b>1</b>      | <b>-</b>      |
| Home win streak        | 1             | -             |
| <b>Attendance</b>      | <b>1981</b>   | <b>602</b>    |
| Home games-Avg/Game    | 1-1981        | 1-602         |
| Neutral site-Avg/Game  | -             | 0-0           |

## Team Results

| Date       | Opponent        |   | Score | Att. |
|------------|-----------------|---|-------|------|
| 01/02/2025 | at Northeastern | L | 77-80 | 602  |
| 01/04/2025 | Monmouth        | W | 84-64 | 1981 |

# TEAM NATIONAL RANKINGS

THROUGH GAMES PLAYED 1/7

| Statistic                                   | National Rank | Conference Rank | Value | National Leader      | Value        | Conference Leader  | Value |
|---|---------------|-----------------|-------|----------------------|--------------|--------------------|-------|
| Assist/Turnover Ratio (355 ranked)          | 224           | 8               | 1.08  | Auburn               | 2.04         | William & Mary     | 1.39  |
| Assists Per Game (355 ranked)               | 207           | 7               | 13.6  | Cornell              | 20.6         | William & Mary     | 17.6  |
| Bench Points per game (355 ranked)          | 313           | 11              | 16.33 | Missouri             | 40.73        | Hampton            | 40.27 |
| Blocks Per Game (355 ranked)                | 131           | 6               | 3.7   | Auburn               | 6.9          | Hofstra            | 4.9   |
| Effective FG pct (355 ranked)               | 79            | 2               | 0.544 | Michigan             | 0.602        | William & Mary     | 0.572 |
| Fastbreak Points (355 ranked)               | 89            | 2               | 12.73 | UAB                  | 19.44        | William & Mary     | 14.00 |
| Field Goal Percentage (355 ranked)          | 117           | 2               | 46.3  | Michigan             | 51.9         | William & Mary     | 47.6  |
| Field Goal Percentage Defense (355 ranked)  | 140           | 4               | 42.4  | Houston              | 34.3         | Hofstra            | 37.0  |
| Fouls Per Game (355 ranked)                 | 188           | 8               | 17.0  | Creighton            | 10.8         | Elon               | 12.1  |
| Free Throw Attempts Per Game (355 ranked)   | 139           | 5               | 20.1  | Winthrop             | 31.1         | UNCW               | 26.4  |
| Free Throw Percentage (355 ranked)          | 25            | 2               | 77.8  | Wisconsin            | 85.5         | Campbell           | 79.1  |
| Free Throws Made Per Game (355 ranked)      | 76            | 4               | 15.7  | Missouri<br>Winthrop | 21.0<br>21.0 | UNCW               | 19.7  |
| Rebound Margin (355 ranked)                 | 325           | 13              | -4.3  | Florida              | 12.7         | Elon               | 11.2  |
| Rebounds (Defensive) Per Game (355 ranked)  | 113           | 7               | 26.33 | Illinois             | 32.14        | Elon               | 29.53 |
| Rebounds (Offensive) Per Game (355 ranked)  | 332           | 12              | 8.00  | Texas A&M            | 16.64        | Elon               | 14.33 |
| Rebounds Per Game (355 ranked)              | 276           | 11              | 34.33 | Florida              | 45.80        | Elon               | 43.87 |
| Scoring Defense (355 ranked)                | 290           | 11              | 75.9  | Houston              | 54.0         | Hofstra            | 64.3  |
| Scoring Margin (355 ranked)                 | 214           | 8               | 2.4   | Houston              | 22.4         | Elon               | 10.5  |
| Scoring Offense (355 ranked)                | 107           | 4               | 78.3  | Alabama              | 91.1         | William & Mary     | 82.6  |
| Steals Per Game (355 ranked)                | 281           | 11              | 5.9   | UTEP                 | 11.6         | Hampton            | 8.1   |
| Three Point Attempts Per Game (355 ranked)  | 126           | 4               | 24.5  | UTRGV                | 36.1         | William & Mary     | 31.1  |
| Three Point Percentage (355 ranked)         | 30            | 1               | 38.1  | Bradley              | 42.9         | Delaware           | 38.1  |
| Three Point Percentage Defense (355 ranked) | 279           | 13              | 35.0  | Tennessee            | 24.6         | Drexel             | 27.0  |
| Three Pointers Per Game (355 ranked)        | 63            | 2               | 9.3   | North Dakota St.     | 12.3         | William & Mary     | 11.5  |
| Turnover Margin (355 ranked)                | 262           | 10              | -1.1  | UC San Diego         | 8.5          | Hampton            | 3.4   |
| Turnovers Forced Per Game (355 ranked)      | 255           | 8               | 11.53 | UTEP                 | 18.93        | Hampton            | 14.27 |
| Turnovers Per Game (355 ranked)             | 234           | 10              | 12.6  | South Alabama        | 8.9          | Towson             | 10.0  |
| Winning Percentage (354 ranked)             | 185           | 7               | 53.3  | Utah St.             | 93.8         | Col. of Charleston | 80.0  |



# INDIVIDUAL NATIONAL RANKINGS

THROUGH GAMES PLAYED 1/7

| Statistic                                  | Player  | National Rank                   | Conference Rank           | Value                                | National Leader                                 | Value      | Conference Leader                | Value |
|--|---|---------------------------------|---------------------------|--------------------------------------|---|------------|----------------------------------|-------|
| Assist/Turnover Ratio (350 ranked)         |   |                                 |                           |                                      | Josh Hubbard, Mississippi St.                   | 4.90       | CJ Fulton, Col. of Charleston    | 3.95  |
| Assists (346 ranked)                       |   |                                 |                           |                                      | Ryan Nembhard, Gonzaga                          | 153        | CJ Fulton, Col. of Charleston    | 79    |
| Assists Per Game (347 ranked)              |   |                                 |                           |                                      | Ryan Nembhard, Gonzaga                          | 9.6        | CJ Fulton, Col. of Charleston    | 5.6   |
| Blocks (336 ranked)                        | Niels Lane  | 336                             | 14                        | 12                                   | Gabe Dynes, Youngstown St.                      | 51         | Matthew Van Komen, Elon          | 42    |
| Blocks Per Game (334 ranked)               | Niels Lane  | 334                             | 14                        | 0.86                                 | Gabe Dynes, Youngstown St.                      | 3.19       | Matthew Van Komen, Elon          | 3.00  |
| Double Doubles (189 ranked)                |   |                                 |                           |                                      | Maxime Raynaud, Stanford                        | 11         | Ante Brzovic, Col. of Charleston | 5     |
| Field Goal Attempts (342 ranked)           | John Camden   | 272                             | 12                        | 166                                  | Dominique Daniels Jr., California Baptist       | 285        | Landon Glasper, N.C. A&T         | 275   |
| Field Goal Percentage (341 ranked)         | Niels Lane<br>John Camden   | 101<br>173                      | 3<br>5                    | 51.4<br>47.6                         | Daniel Batcho, Louisiana Tech                   | 75.0       | Noah Collier, William & Mary     | 62.7  |
| Field Goals (348 ranked)                   | John Camden<br>Niels Lane   | 227<br>348                      | 6<br>11                   | 79<br>73                             | Terrence Brown, FDU                             | 128        | Ante Brzovic, Col. of Charleston | 110   |
| Free Throw Attempts (330 ranked)           | John Camden   | 216                             | 14                        | 67                                   | Ketron Shaw, UMES<br>Jamir Watkins, Florida St. | 135<br>135 | TJ Simpkins, Elon                | 102   |
| Free Throw Percentage (349 ranked)         | Erik Timko<br>Niels Lane<br>Izaiah Pasha<br>John Camden                 | 35<br>255<br>267<br>311         | 3<br>11<br>12<br>13       | 89.1<br>78.3<br>77.8<br>76.1         | Steven Ashworth, Creighton                      | 98.2       | Abdi Bashir Jr., Monmouth        | 94.1  |
| Free Throws (346 ranked)                   | John Camden<br>Erik Timko   | 207<br>238                      | 11<br>12                  | 51<br>49                             | PJ Haggerty, Memphis                            | 110        | Donovan Newby, UNCW              | 83    |
| Minutes Per Game (350 ranked)              | John Camden<br>Erik Timko<br>Cavan Reilly                               | 217<br>277<br>294               | 13<br>16<br>17            | 31:57<br>31:23<br>31:15              | Bennett Stirtz, Drake                           | 38:01      | Jahnathan Lamothe, N.C. A&T      | 36:29 |
| Points (346 ranked)                        | John Camden   | 121                             | 6                         | 250                                  | Eric Dixon, Villanova                           | 363        | Abdi Bashir Jr., Monmouth        | 325   |
| Points Per Game (987 ranked)               | John Camden<br>Niels Lane<br>Erik Timko<br>Cavan Reilly<br>Izaiah Pasha | 125<br>347<br>578<br>624<br>862 | 6<br>12<br>22<br>26<br>33 | 16.7<br>14.0<br>12.3<br>12.1<br>10.6 | Eric Dixon, Villanova                           | 25.9       | Abdi Bashir Jr., Monmouth        | 21.7  |
| Rebounds (337 ranked)                      |   |                                 |                           |                                      | Jamichael Stillwell, Milwaukee                  | 190        | Nikolaos Chitikoudis, N.C. A&T   | 153   |
| Rebounds (Defensive) Per Game (349 ranked) | John Camden   | 301                             | 16                        | 4.33                                 | Nique Clifford, Colorado St.                    | 8.87       | Ante Brzovic, Col. of Charleston | 7.40  |
| Rebounds (Offensive) Per Game (347 ranked) |   |                                 |                           |                                      | Zuby Ejiofor, St. John's (NY)                   | 4.69       | Matthew Van Komen, Elon          | 4.00  |
| Rebounds Per Game (347 ranked)             |   |                                 |                           |                                      | Jamichael Stillwell, Milwaukee                  | 11.9       | Nikolaos Chitikoudis, N.C. A&T   | 9.6   |
| Steals (298 ranked)                        | Niels Lane  | 298                             | 6                         | 21                                   | Hayden Gray, UC San Diego                       | 56         | Nolan Dorsey, Campbell           | 25    |
| Steals Per Game (331 ranked)               | Niels Lane  | 256                             | 4                         | 1.50                                 | Hayden Gray, UC San Diego                       | 3.73       | CJ Fulton, Col. of Charleston    | 1.71  |
| Three Point Attempts (343 ranked)          | John Camden<br>Cavan Reilly   | 151<br>343                      | 8<br>15                   | 93<br>76                             | Layne Taylor, Central Ark.                      | 150        | Landon Glasper, N.C. A&T         | 147   |
| Three Point Percentage (127 ranked)        | John Camden   | 26                              | 1                         | 44.1                                 | Chance McMillian, Texas Tech                    | 50.0       | John Camden, Delaware            | 44.1  |
| Three Pointers Per Game (346 ranked)       | John Camden<br>Cavan Reilly   | 82<br>223                       | 5<br>8                    | 2.73<br>2.15                         | Tyler McGhie, UC San Diego                      | 4.13       | Abdi Bashir Jr., Monmouth        | 3.93  |
| Total 3-point FGM (325 ranked)             | John Camden<br>Cavan Reilly<br>Erik Timko                               | 71<br>325<br>325                | 5<br>13<br>13             | 41<br>28<br>28                       | Tyler McGhie, UC San Diego                      | 62         | Abdi Bashir Jr., Monmouth        | 59    |
| Triple Doubles (2 ranked)                  |   |                                 |                           |                                      | Sean Smith, Western Ill.                        | 2          |                                  |       |

## 2024-25 BOX SCORES

## GAME 1 - BUCKNELL 85, DELAWARE 73



Official Basketball Box Score - Final  
Bucknell at Delaware  
11/04/24 Bob Carpenter Center, Newark  
2024-25 Men's Basketball

Game Time: 6:30 PM  
Game Duration: 2:07  
Attendance: 1,775

Officials: Phil Salluzzo Jr., Brandon Cruz, David Powell

Bucknell - 85

Record: 1-0

| NO. Name            |   | Min   | FG<br>M-A | 3P<br>M-A | FT<br>M-A | Rebounds<br>OR DR TOT | Fouls<br>PF FD | TP | AS | TO | ST | Blocks<br>BS BA | +/-  |
|---------------------|---|-------|-----------|-----------|-----------|-----------------------|----------------|----|----|----|----|-----------------|------|
| 1 Ian Motta         | F | 23:44 | 7-11      | 2-2       | 2-3       | 2 3 5                 | 2 2            | 18 | 1  | 3  | 0  | 0               | 1 -2 |
| 22 Ruot Bijik       | F | 21:53 | 2-4       | 2-3       | 0-0       | 0 4 4                 | 1 2            | 6  | 1  | 0  | 0  | 2 0 -3          |      |
| 3 Noah Williamson   | C | 24:13 | 6-8       | 1-1       | 6-10      | 0 12 12               | 4 7            | 19 | 1  | 4  | 1  | 0 0 16          |      |
| 5 Elvin Edmonds IV  | G | 29:11 | 5-8       | 0-2       | 4-4       | 0 7 7                 | 2 2            | 14 | 5  | 4  | 0  | 0 1 11          |      |
| 13 Josh Bascoe      | G | 33:41 | 6-11      | 4-4       | 2-2       | 1 1 2                 | 2 2            | 18 | 1  | 4  | 3  | 0 1 15          |      |
| 3 Jayden Williams   |   | 11:18 | 1-4       | 0-2       | 1-2       | 0 0 0                 | 1 4            | 3  | 2  | 1  | 2  | 0 1 3           |      |
| 23 Pip Ajayi        |   | 09:45 | 0-1       | 0-0       | 0-4       | 1 1 2                 | 0 0            | 1  | 0  | 0  | 0  | 0 0 -2          |      |
| 10 Brandon McCreesh |   | 23:42 | 1-4       | 1-4       | 0-0       | 0 1 1                 | 2 0            | 3  | 2  | 0  | 0  | 0 0 12          |      |
| 24 Achille Spadone  |   | 22:33 | 1-4       | 0-1       | 2-2       | 0 1 1                 | 3 2            | 4  | 0  | 0  | 0  | 0 1 4           |      |
| Team                |   |       |           |           |           | 2 4 6                 |                | 0  | 0  |    |    |                 |      |
| Totals              |   |       | 29-55     | 10-19     | 17-27     | 6 34 40               | 17 24          | 85 | 14 | 16 | 6  | 2 5 12          |      |

Technical Fouls: NONE

| Shooting By Period       |       |       |
|--------------------------|-------|-------|
| 1 <sup>st</sup> FG%      | 13.25 | 52.0% |
| 3PT%                     | 5-10  | 50.0% |
| FT%                      | 6-13  | 46.2% |
| 2 <sup>nd</sup> FG%      | 16.30 | 53.3% |
| 3PT%                     | 5-9   | 55.6% |
| FT%                      | 11-14 | 78.6% |
| GM FG%                   | 29-55 | 52.7% |
| 3PT%                     | 10-19 | 52.6% |
| FT%                      | 17-27 | 63.0% |
| Dead Ball Rebounds: 6, 0 |       |       |

Delaware - 73

Record: 0-1

| NO.    | Name                | Min     | FG<br>M-A | 3P<br>M-A | FT<br>M-A | Rebounds<br>OR DR TOT | Fouls<br>PF FD | TP | AS | TO | ST | Blocks<br>BS BA | +/- |
|--------|---------------------|---------|-----------|-----------|-----------|-----------------------|----------------|----|----|----|----|-----------------|-----|
| 2      | John Camden         | F 27:39 | 8-15      | 2-5       | 1-2       | 3 0 3                 | 5 3            | 19 | 1  | 3  | 1  | 2               | 7   |
| 1      | Izaiah Pasha        | G 23:03 | 1-8       | 0-2       | 1-2       | 0 4 4                 | 1 1            | 3  | 2  | 4  | 1  | 2               | 0   |
| 3      | Cavan Reilly        | G 28:20 | 2-6       | 1-5       | 1-2       | 0 0 0                 | 3 2            | 6  | 1  | 0  | 0  | 0               | -12 |
| 4      | Niels Lane          | G 33:27 | 6-9       | 2-3       | 2-2       | 0 5 5                 | 2 1            | 16 | 1  | 2  | 0  | 0               | -10 |
| 20     | Erik Timko          | G 30:50 | 7-11      | 2-5       | 4-5       | 0 4 4                 | 2 4            | 20 | 2  | 1  | 0  | 1               | -9  |
| 7      | Tahron Allen        | 18:05   | 1-6       | 0-1       | 0-0       | 0 3 3                 | 0 0            | 2  | 1  | 1  | 1  | 0               | -17 |
| 8      | Kevin Kogbara       | 03:35   | 0-0       | 0-0       | 0-0       | 0 0 0                 | 4 0            | 0  | 1  | 1  | 1  | 0               | -3  |
| 13     | Trent Middleton Jr. | 24:11   | 1-7       | 1-5       | 2-2       | 0 3 3                 | 2 2            | 5  | 4  | 1  | 2  | 0               | -15 |
| 00     | Gabe Moss           | 06:19   | 0-1       | 0-0       | 0-2       | 1 2 3                 | 2 1            | 0  | 0  | 0  | 0  | 0               | -4  |
| 15     | Houston Emory       | 04:31   | 1-1       | 0-0       | 0-1       | 1 0 1                 | 3 3            | 2  | 0  | 1  | 2  | 0               | -1  |
| Team   |                     |         |           |           |           | 3 3 6                 |                | 0  | 0  |    |    |                 |     |
| Totals |                     |         | 27-64     | 8-26      | 11-18     | 8 24 32               | 24 17          | 73 | 13 | 14 | 8  | 5               | -12 |

Technical Fouls: NONE

| Shooting By Period       |       |       |
|--------------------------|-------|-------|
| 1 <sup>st</sup> FG%      | 17.32 | 53.1% |
| 3PT%                     | 7-14  | 50.0% |
| FT%                      | 5-11  | 45.5% |
| 2 <sup>nd</sup> FG%      | 10.32 | 31.3% |
| 3PT%                     | 1-12  | 8.3%  |
| FT%                      | 6-7   | 85.7% |
| GM FG%                   | 27-64 | 42.2% |
| 3PT%                     | 8-26  | 30.8% |
| FT%                      | 11-18 | 61.1% |
| Dead Ball Rebounds: 2, 0 |       |       |

|                  | BUCK                      | DEL                        |
|------------------|---------------------------|----------------------------|
| Biggest lead     | 12 (2 <sup>nd</sup> 0:15) | 12 (1 <sup>st</sup> 12:07) |
| Best Scoring Run | 12 (2 <sup>nd</sup> 0:15) | 6 (1 <sup>st</sup> 18:43)  |
| Lead Changes     | 1                         |                            |
| Times Tied       | 5                         |                            |
| Time with Lead   | 02:38                     | 33:22                      |

| Points from   | BUCK | DEL |
|---------------|------|-----|
| Turnovers     | 12   | 11  |
| Paint         | 38   | 34  |
| Second Chance | 5    | 4   |
| Fast Breaks   | 11   | 4   |
| Bench         | 10   | 9   |

| Period by Period Scoring | 1st | 2nd | TOT |
|--------------------------|-----|-----|-----|
| BUCK                     | 37  | 48  | 85  |
| DEL                      | 46  | 27  | 73  |

## GAME 2 - DELAWARE 81, ROBERT MORRIS 77



Official Basketball Box Score - Final  
Robert Morris at Delaware  
11/07/24 Bob Carpenter Center, Newark  
2024-25 Men's Basketball

Game Time: 6:30 PM  
Game Duration: 2:09  
Attendance: 1,402

Officials: Jeffery Clark, Ed Corless, Adam Flore

Robert Morris - 77

Record: 0-2

| No.    | Name              | Min     | FG<br>M/A | 3P<br>M/A | FT<br>M/A | Rebounds<br>OR DR TOT | Fouls<br>PF FD | TP | AS | TO | ST | Blocks<br>BS BA | +/-   |
|--------|-------------------|---------|-----------|-----------|-----------|-----------------------|----------------|----|----|----|----|-----------------|-------|
| 7      | Alvaro Folgueiras | F 21:56 | 1-3       | 1-1       | 0-0       | 1 5 6                 | 4 0            | 3  | 2  | 2  | 0  | 0               | 1 -15 |
| 45     | Ismael Plet       | F 24:50 | 4-10      | 0-1       | 2-4       | 2 3 5                 | 3 2            | 10 | 1  | 1  | 0  | 0               | 1 -13 |
| 2      | Ryan Prather Jr.  | G 28:51 | 4-7       | 3-5       | 3-3       | 0 1 1                 | 1 2            | 14 | 0  | 1  | 0  | 0               | 0 -1  |
| 4      | Josh Omojajo      | G 26:18 | 4-14      | 0-3       | 4-6       | 3 4 7                 | 3 4            | 12 | 0  | 2  | 0  | 0               | 1 5   |
| 8      | Kam Woods         | G 38:55 | 9-25      | 2-9       | 2-5       | 4 3 7                 | 2 3            | 22 | 6  | 3  | 2  | 0               | 1 -5  |
| 3      | Amari Dickerson   | 19:03   | 3-4       | 2-2       | 2-2       | 3 2 5                 | 5 4            | 10 | 1  | 2  | 1  | 3               | 0 16  |
| 11     | D.J. Smith        | 19:56   | 2-3       | 1-1       | 1-2       | 1 2 3                 | 4 2            | 6  | 2  | 0  | 0  | 0               | 0 3   |
| 23     | Chris Ford        | 13:36   | 0-2       | 0-0       | 0-0       | 0 1 1                 | 0 0            | 0  | 0  | 0  | 2  | 0               | 0 6   |
| 10     | Dilen Miller      | 06:35   | 0-1       | 0-1       | 0-0       | 0 0 0                 | 2 0            | 0  | 0  | 0  | 0  | 0               | 0 -7  |
| Team   |                   |         |           |           |           | 0 1 1                 |                | 0  | 0  |    |    |                 |       |
| Totals |                   |         | 27-69     | 9-23      | 14-22     | 14 22 36              | 24 17          | 77 | 12 | 11 | 5  | 3 4             | -4    |

Technical Fouls: NONE

| Shooting By Period       |       |       |
|--------------------------|-------|-------|
| 1 <sup>st</sup> FG%      | 15.33 | 45.5% |
| 3PT%                     | 5-11  | 45.5% |
| FT%                      | 8-13  | 61.5% |
| 2 <sup>nd</sup> FG%      | 12.36 | 33.3% |
| 3PT%                     | 4-12  | 33.3% |
| FT%                      | 6-9   | 66.7% |
| GM FG%                   | 27-69 | 39.1% |
| 3PT%                     | 9-23  | 39.1% |
| FT%                      | 14-22 | 63.6% |
| Dead Ball Rebounds: 4, 0 |       |       |

Delaware - 81

Record: 1-1

| NO. Name               |   | Min   | FG<br>M-A | 3P<br>M-A | FT<br>M-A | Rebounds<br>OR DR TOT | Fouls<br>PF FD | TP | AS | TO | ST | Blocks<br>BS BA | +/- |
|------------------------|---|-------|-----------|-----------|-----------|-----------------------|----------------|----|----|----|----|-----------------|-----|
| 2 John Camden          | F | 24:51 | 1-6       | 1-4       | 6-8       | 0 3 3                 | 3 5            | 9  | 0  | 1  | 0  | 1               | -9  |
| 1 Izaiah Pasha         | G | 15:32 | 2-3       | 1-2       | 2-2       | 1 2 3                 | 2 3            | 7  | 3  | 2  | 0  | 0               | 6   |
| 3 Cavan Reilly         | G | 25:59 | 3-4       | 1-2       | 3-4       | 0 4 4                 | 2 3            | 10 | 0  | 0  | 1  | 1               | 0   |
| 4 Niels Lane           | G | 31:52 | 8-12      | 0-0       | 3-6       | 0 7 7                 | 2 6            | 19 | 1  | 3  | 3  | 0               | 14  |
| 20 Erik Timko          | G | 36:38 | 3-12      | 0-4       | 6-6       | 1 2 3                 | 1 3            | 12 | 3  | 1  | 0  | 0               | 2   |
| 5 Macon Emory          |   | 08:08 | 0-2       | 0-1       | 0-0       | 0 0 0                 | 1 0            | 0  | 0  | 0  | 0  | 0               | -10 |
| 7 Tahron Allen         |   | 11:45 | 2-3       | 0-0       | 0-0       | 0 0 0                 | 1 0            | 4  | 0  | 2  | 1  | 0               | -7  |
| 8 Kevin Kogbara        |   | 09:51 | 2-5       | 1-1       | 0-0       | 2 4 6                 | 2 0            | 5  | 0  | 3  | 0  | 0               | -1  |
| 13 Trent Middleton Jr. |   | 24:28 | 3-4       | 1-1       | 6-6       | 0 2 2                 | 1 4            | 13 | 1  | 1  | 0  | 0               | -2  |
| 15 Houston Emory       |   | 10:56 | 1-2       | 0-0       | 0-0       | 0 5 5                 | 2 0            | 2  | 0  | 1  | 0  | 1               | 16  |
| Team                   |   |       |           |           |           | 3 3 6                 |                | 0  | 1  |    |    |                 |     |
| Totals                 |   |       | 25-53     | 5-15      | 26-32     | 7 32 39               | 17 24          | 81 | 8  | 15 | 5  | 4 3 4           |     |

Technical Fouls: NONE

| Shooting By Period       |       |       |
|--------------------------|-------|-------|
| 1 <sup>st</sup> FG%      | 15.24 | 62.5% |
| 3PT%                     | 4-8   | 50.0% |
| FT%                      | 11-13 | 84.6% |
| 2 <sup>nd</sup> FG%      | 10.29 | 34.5% |
| 3PT%                     | 1-7   | 14.3% |
| FT%                      | 15-19 | 78.9% |
| GM FG%                   | 25-53 | 47.2% |
| 3PT%                     | 5-15  | 33.3% |
| FT%                      | 26-32 | 81.3% |
| Dead Ball Rebounds: 5, 0 |       |       |

|                  | RMU                        | DEL                       |
|------------------|----------------------------|---------------------------|
| Biggest lead     | 11 (1 <sup>st</sup> 10:44) | 5 (1 <sup>st</sup> 2:14)  |
| Best Scoring Run | 8 (1 <sup>st</sup> 12:17)  | 14 (1 <sup>st</sup> 6:51) |
| Lead Changes     | 13                         |                           |
| Times Tied       | 9                          |                           |
| Time with Lead   | 19:58                      | 15:33                     |

| Points from   | RMU | DEL |
|---------------|-----|-----|
| Turnovers     | 20  | 18  |
| Paint         | 32  | 36  |
| Second Chance | 16  | 6   |
| Fast Breaks   | 6   | 22  |
| Bench         | 16  | 24  |

| Period by Period Scoring | 1st | 2nd | TOT |
|--------------------------|-----|-----|-----|
| RMU                      | 43  | 34  | 77  |
| DEL                      | 45  | 36  | 81  |

## GAME 3 - DELAWARE 64, IONA 58



Official Basketball Box Score - Final  
Delaware at Iona  
11/10/24 Hyatt Center, New Rochelle  
2024-25 Men's Basketball

Game Time: 7:00 PM  
Game Duration: 2:14  
Attendance: 2,028

Officials: Matt Poter, Vasil Malicos, Tyler Sandmann

Delaware - 64

Record: 2-1

| No.    | Name                | Min     | FG<br>M-A | 3P<br>M-A | FT<br>M-A | Rebounds<br>OR DR TOT | Fouls<br>PF FD | TP | AS | TO | ST | Blocks<br>BS BA | +/- |
|--------|---------------------|---------|-----------|-----------|-----------|-----------------------|----------------|----|----|----|----|-----------------|-----|
| 2      | John Camden         | F 22:27 | 3-9       | 2-4       | 0-1       | 2 3 5                 | 2 0            | 8  | 1  | 0  | 0  | 0 1             | -1  |
| 1      | Izaiah Pasha        | G 26:58 | 3-10      | 0-4       | 2-2       | 1 3 4                 | 2 2            | 8  | 2  | 2  | 0  | 2 3             | -6  |
| 3      | Cavan Reilly        | G 25:25 | 2-6       | 1-4       | 4-4       | 2 4 6                 | 2 3            | 9  | 0  | 2  | 0  | 1 0             | 2   |
| 4      | Niels Lane          | G 34:22 | 5-9       | 2-3       | 2-2       | 1 5 6                 | 3 1            | 14 | 1  | 5  | 4  | 1 0             | 2   |
| 20     | Erik Timko          | G 23:49 | 1-5       | 0-1       | 2-2       | 0 3 3                 | 1 1            | 4  | 0  | 1  | 0  | 0 0             | -7  |
| 5      | Macon Emory         | 09:47   | 1-3       | 0-1       | 1-2       | 2 1 3                 | 1 4            | 3  | 0  | 1  | 2  | 0 0             | 9   |
| 7      | Tahron Allen        | 20:22   | 6-11      | 2-2       | 0-0       | 1 2 3                 | 2 1            | 14 | 0  | 2  | 1  | 0 0             | 11  |
| 8      | Kevin Kogbara       | 08:23   | 0-2       | 0-0       | 0-0       | 1 0 1                 | 1 1            | 0  | 2  | 0  | 0  | 1 1             | 4   |
| 13     | Trent Middleton Jr. | 14:29   | 1-2       | 0-1       | 0-0       | 0 3 3                 | 1 1            | 2  | 0  | 2  | 1  | 0 0             | 7   |
| 15     | Houston Emory       | 13:58   | 0-2       | 0-0       | 2-4       | 0 0 0                 | 4 3            | 2  | 2  | 0  | 1  | 1 0             | 9   |
| Team   |                     |         |           |           |           | 3 2 5                 |                | 0  | 0  |    |    |                 |     |
| Totals |                     |         | 22-59     | 7-20      | 13-17     | 13 26 39              | 19 17          | 64 | 8  | 15 | 9  | 6 5 6           |     |

Technical Fouls: Allen 1<sup>st</sup> 0:01

| Shooting By Period       |       |       |
|--------------------------|-------|-------|
| 1 <sup>st</sup> FG%      | 12.41 | 29.3% |
| 3PT%                     | 4-15  | 26.7% |
| FT%                      | 2-3   | 66.7% |
| 2 <sup>nd</sup> FG%      | 10-18 | 55.6% |
| 3PT%                     | 3-5   | 60.0% |
| FT%                      | 11-14 | 78.6% |
| GM FG%                   | 22-58 | 37.9% |
| 3PT%                     | 7-20  | 35.0% |
| FT%                      | 13-17 | 76.5% |
| Dead Ball Rebounds: 1, 0 |       |       |

Iona - 58

Record: 0-3

| No.    | Name            | Min     | FG<br>M-A | 3P<br>M-A | FT<br>M-A | OR | DR | TOT | Fouls<br>PF FD | TP | AS | TO | ST | Blocks<br>BS BA | +/- |
|--------|-----------------|---------|-----------|-----------|-----------|----|----|-----|----------------|----|----|----|----|-----------------|-----|
| 1      | Jacob Hogarth   | F 08:18 | 0-1       | 0-1       | 0-0       | 1  | 0  | 1   | 0              | 0  | 0  | 1  | 0  | 0               | -5  |
| 4      | Clarence Rupert | F 29:09 | 0-7       | 0-1       | 1-2       | 5  | 5  | 10  | 1              | 1  | 1  | 2  | 1  | 1               | 1   |
| 2      | Adam Nije Jr.   | G 30:17 | 3-14      | 0-3       | 0-1       | 2  | 4  | 6   | 2              | 2  | 6  | 3  | 4  | 2               | 2   |
| 3      | DeJuron Reeves  | G 38:27 | 6-17      | 2-6       | 2-2       | 1  | 3  | 4   | 2              | 2  | 16 | 3  | 0  | 2               | 1   |
| 25     | Kennan Bundy    | G 26:12 | 2-7       | 0-2       | 1-1       | 5  | 2  | 7   | 4              | 2  | 5  | 0  | 1  | 0               | 0   |
| 0      | James Patterson | 13:01   | 1-7       | 1-4       | 2-4       | 2  | 3  | 5   | 3              | 3  | 5  | 0  | 1  | 1               | -8  |
| 10     | Comeh Emuobor   | 09:30   | 0-1       | 0-1       | 0-0       | 0  | 0  | 0   | 0              | 0  | 0  | 2  | 0  | 0               | -12 |
| 32     | Yaphet Moundi   | 25:31   | 6-8       | 0-0       | 4-12      | 9  | 9  | 18  | 3              | 6  | 16 | 1  | 3  | 3               | 0   |
| 7      | Luke Jungers    | 13:41   | 2-6       | 1-4       | 0-0       | 0  | 1  | 1   | 1              | 0  | 5  | 1  | 2  | 1               | 0   |
| 23     | JoJo Wallace    | 06:30   | 2-3       | 0-0       | 0-0       | 0  | 0  | 0   | 1              | 4  | 0  | 0  | 0  | 0               | 1   |
| 24     | Justin Menard   | 01:24   | 0-2       | 0-0       | 0-0       | 0  | 0  | 0   | 2              | 1  | 0  | 0  | 1  | 0               | -7  |
| Team   |                 |         |           |           |           | 6  | 0  | 6   |                | 0  | 0  |    |    |                 |     |
| Totals |                 |         | 22-73     | 4-22      | 10-22     | 31 | 27 | 58  | 18             | 58 | 9  | 17 | 10 | 5               | 6   |

## GAME 5 - VERMONT 75, DELAWARE 71

## GAME 6 - DELAWARE 100, YALE 94



Official Basketball Box Score - Final  
Delaware at Vermont  
11/23/24 Morgan State Arena, Uncasville  
2024-25 Men's Basketball

Game Time: 12:00 PM  
Game Duration: 2:01

Officials: Isaac Barnett, John Cahill, Jr., Josue Nieves

Delaware - 71

Record: 2-3

| NO. Name               | Min     | FG    |      | 3P    |     | FT | Rebounds |    | Fouls |    | TP | AS | TO | ST | Blocks |    | +/- |
|------------------------|---------|-------|------|-------|-----|----|----------|----|-------|----|----|----|----|----|--------|----|-----|
|                        |         | M-A   | M-A  | M-A   | M-A |    | OR       | DR | TOT   | PF | FD |    |    |    | BS     | BA |     |
| 2 John Camden          | F 32:21 | 4-10  | 2-6  | 9-9   | 0   | 1  | 1        | 1  | 4     | 19 | 3  | 0  | 1  | 0  | 1      | 0  | -6  |
| 3 Cavan Reilly         | G 32:32 | 6-9   | 2-5  | 4-6   | 0   | 4  | 4        | 1  | 5     | 16 | 1  | 2  | 0  | 0  | 0      | 0  | -3  |
| 4 Niels Lane           | G 31:23 | 3-10  | 1-3  | 0-0   | 0   | 1  | 1        | 2  | 0     | 7  | 1  | 4  | 1  | 0  | 0      | 0  | -13 |
| 7 Tahron Allen         | G 10:28 | 0-2   | 0-1  | 0-0   | 0   | 2  | 2        | 1  | 0     | 0  | 0  | 0  | 0  | 0  | 0      | 0  | -10 |
| 20 Erik Timko          | G 31:03 | 2-5   | 1-2  | 0-0   | 0   | 6  | 6        | 2  | 1     | 5  | 0  | 2  | 0  | 0  | 0      | 0  | -6  |
| 1 Izaiah Pasha         | 29:47   | 7-9   | 2-2  | 4-4   | 0   | 2  | 2        | 4  | 3     | 20 | 3  | 6  | 0  | 1  | 0      | 0  | 7   |
| 5 Macon Emory          | 15:59   | 0-1   | 0-1  | 0-0   | 0   | 5  | 5        | 4  | 0     | 0  | 0  | 0  | 0  | 0  | 0      | 0  | 0   |
| 15 Houston Emory       | 07:39   | 1-1   | 0-0  | 0-0   | 0   | 1  | 1        | 1  | 0     | 2  | 0  | 1  | 0  | 0  | 0      | 0  | 2   |
| 13 Trent Middleton Jr. | 08:49   | 0-1   | 0-1  | 0-0   | 0   | 1  | 1        | 1  | 0     | 0  | 1  | 0  | 1  | 0  | 0      | 0  | 3   |
| Team                   |         |       |      |       |     |    | 2        | 1  | 3     | 0  | 0  | 1  |    |    |        |    |     |
| Totals                 |         | 23-48 | 8-21 | 17-19 | 2   | 24 | 26       | 17 | 13    | 71 | 9  | 16 | 3  | 2  | 1      | 0  | -4  |

Technical Fouls:NONE

Vermont - 75

Record: 3-3

| NO. Name           | Min     | FG    |      | 3P    |     | FT | Rebounds |    | Fouls |    | TP | AS | TO | ST | Blocks |    | +/- |
|--------------------|---------|-------|------|-------|-----|----|----------|----|-------|----|----|----|----|----|--------|----|-----|
|                    |         | M-A   | M-A  | M-A   | M-A |    | OR       | DR | TOT   | PF | FD |    |    |    | BS     | BA |     |
| 0 Ileri Ayo-Faleye | F 27:28 | 3-5   | 2-3  | 0-0   | 0   | 1  | 4        | 5  | 0     | 8  | 1  | 2  | 0  | 1  | 0      | 0  | 12  |
| 32 Nick Fiorillo   | F 33:29 | 5-9   | 4-6  | 6-6   | 3   | 5  | 8        | 1  | 4     | 20 | 3  | 1  | 1  | 0  | 0      | 0  | 14  |
| 3 TJ Hurley        | G 34:59 | 4-12  | 1-7  | 5-6   | 0   | 2  | 2        | 5  | 14    | 4  | 0  | 1  | 0  | 1  | 0      | 1  | 11  |
| 12 Shamir Bogues   | G 33:08 | 8-11  | 1-2  | 1-2   | 1   | 5  | 6        | 2  | 3     | 16 | 3  | 3  | 0  | 0  | 0      | 0  | 12  |
| 20 TJ Long         | G 31:07 | 2-8   | 1-4  | 2-4   | 0   | 1  | 1        | 2  | 2     | 7  | 1  | 3  | 1  | 0  | 1      | 0  | 0   |
| 5 Sean Blake       | 06:23   | 2-2   | 0-0  | 0-0   | 0   | 1  | 1        | 0  | 0     | 4  | 0  | 1  | 0  | 0  | 0      | 0  | -8  |
| 2 Sam Alamutu      | 15:13   | 1-5   | 0-2  | 0-1   | 3   | 3  | 6        | 0  | 2     | 2  | 1  | 0  | 0  | 0  | 0      | 0  | -15 |
| 21 Seth Joba       | 02:31   | 0-3   | 0-2  | 0-0   | 0   | 0  | 0        | 0  | 1     | 0  | 0  | 0  | 0  | 0  | 0      | 0  | -8  |
| 13 Jace Roquemore  | 07:21   | 0-1   | 0-1  | 0-0   | 0   | 0  | 0        | 0  | 0     | 0  | 0  | 0  | 0  | 0  | 0      | 0  | 0   |
| 34 Noah Barnett    | 08:21   | 0-0   | 0-0  | 2-2   | 0   | 0  | 0        | 0  | 0     | 1  | 2  | 0  | 0  | 0  | 0      | 0  | 2   |
| Team               |         |       |      |       |     |    | 1        | 2  | 3     | 0  | 0  | 0  |    |    |        |    |     |
| Totals             |         | 25-56 | 9-27 | 16-21 | 9   | 23 | 32       | 13 | 17    | 75 | 13 | 10 | 6  | 1  | 2      | 4  | 0   |

Technical Fouls:NONE

|                  | DEL                        |                           | VER |  |
|------------------|----------------------------|---------------------------|-----|--|
| Biggest lead     | 4 (1 <sup>st</sup> 11:21)  | 12 (2 <sup>nd</sup> 7:36) |     |  |
| Best Scoring Run | 11 (1 <sup>st</sup> 11:21) | 10 (1 <sup>st</sup> 1:18) |     |  |
| Lead Changes     | 6                          |                           |     |  |
| Times Tied       | 6                          |                           |     |  |
| Time with Lead   | 04:30                      | 31:24                     |     |  |

|                       |    |    |
|-----------------------|----|----|
| Points from Turnovers | 13 | 17 |
| Paint                 | 30 | 28 |
| Second Chance         | 0  | 6  |
| Fast Breaks           | 11 | 17 |
| Bench                 | 22 | 8  |

| Period by Period Scoring |     |     |     |  |
|--------------------------|-----|-----|-----|--|
|                          | 1st | 2nd | TOT |  |
| DEL                      | 34  | 37  | 71  |  |
| VER                      | 37  | 38  | 75  |  |

| Shooting By Period       |             |
|--------------------------|-------------|
| 1 <sup>st</sup> FG%      | 14-31 45.2% |
| 3PT%                     | 4-15 26.7%  |
| FT%                      | 5-8 62.5%   |
| 2 <sup>nd</sup> FG%      | 11-25 44.0% |
| 3PT%                     | 5-12 41.7%  |
| FT%                      | 11-13 84.6% |
| GM FG%                   | 25-56 44.6% |
| 3PT%                     | 9-27 33.3%  |
| FT%                      | 16-21 76.2% |
| Dead Ball Rebounds: 3, 0 |             |



Official Basketball Box Score - Final  
Yale at Delaware  
11/24/24 Morgan State Arena, Uncasville  
2024-25 Men's Basketball

Game Time: 6:00 PM  
Game Duration: 2:08  
Attendance: 3,124

Officials: Ryan Holmes, Anthony Burris, Ryan Corbett

Yale - 94

Record: 4-4

| NO. Name            | Min     | FG    |      | 3P    |     | FT | Rebounds |    | Fouls |    | TP | AS | TO | ST | Blocks |    | +/- |
|---------------------|---------|-------|------|-------|-----|----|----------|----|-------|----|----|----|----|----|--------|----|-----|
|                     |         | M-A   | M-A  | M-A   | M-A |    | OR       | DR | TOT   | PF | FD |    |    |    | BS     | BA |     |
| 42 Nick Townsend    | F 33:07 | 7-12  | 0-0  | 6-8   | 2   | 8  | 10       | 2  | 6     | 20 | 4  | 1  | 0  | 0  | 0      | 0  | -2  |
| 10 Samson Alatan    | G 20:29 | 4-8   | 0-0  | 6-7   | 3   | 1  | 4        | 0  | 6     | 14 | 0  | 0  | 0  | 0  | 0      | 0  | -6  |
| 2 Bez Mbeng         | G 37:20 | 7-14  | 3-5  | 3-5   | 0   | 1  | 1        | 3  | 3     | 20 | 5  | 2  | 1  | 1  | 1      | 1  | -5  |
| 4 John Poulakidas   | G 27:13 | 5-15  | 1-7  | 8-8   | 0   | 2  | 2        | 5  | 4     | 19 | 1  | 0  | 1  | 0  | 0      | 0  | 3   |
| 24 Yassine Gharram  | G 22:01 | 2-4   | 1-2  | 0-0   | 1   | 5  | 6        | 1  | 0     | 5  | 2  | 3  | 0  | 0  | 0      | 0  | -23 |
| 8 Isaac Celislar    | 25:06   | 2-3   | 0-0  | 1-1   | 0   | 3  | 3        | 4  | 1     | 5  | 3  | 0  | 0  | 0  | 0      | 0  | 2   |
| 15 Charles Simmons  | 26:50   | 5-7   | 0-1  | 1-1   | 0   | 2  | 2        | 4  | 3     | 11 | 0  | 0  | 0  | 0  | 0      | 0  | 15  |
| 11 Trevor Mullin    | 03:52   | 0-2   | 0-1  | 0-0   | 0   | 0  | 0        | 0  | 0     | 0  | 0  | 1  | 0  | 0  | 0      | 0  | -3  |
| 33 Jack Molloy      | 01:18   | 0-1   | 0-1  | 0-0   | 0   | 0  | 0        | 0  | 2     | 1  | 0  | 0  | 0  | 0  | 0      | 0  | -6  |
| 3 Jordan Brathwaite | 02:44   | 0-1   | 0-1  | 0-0   | 0   | 0  | 0        | 0  | 0     | 0  | 0  | 0  | 0  | 0  | 0      | 0  | -5  |
| Team                |         |       |      |       |     |    | 3        | 0  | 3     | 0  | 0  |    |    |    |        |    |     |
| Totals              |         | 32-67 | 5-18 | 25-30 | 9   | 22 | 31       | 21 | 24    | 94 | 16 | 6  | 3  | 1  | 3      | 0  | -6  |

Technical Fouls:NONE

Delaware - 100

Record: 3-3

| NO. Name         | Min     | FG    |       | 3P    |     | FT | Rebounds |    | Fouls |     | TP | AS | TO | ST | Blocks |    | +/- |
|------------------|---------|-------|-------|-------|-----|----|----------|----|-------|-----|----|----|----|----|--------|----|-----|
|                  |         | M-A   | M-A   | M-A   | M-A |    | OR       | DR | TOT   | PF  | FD |    |    |    | BS     | BA |     |
| 2 John Camden    | F 37:30 | 9-15  | 7-11  | 5-5   | 1   | 7  | 8        | 2  | 3     | 30  | 2  | 1  | 0  | 0  | 0      | 0  | 4   |
| 1 Izaiah Pasha   | G 37:00 | 6-12  | 0-3   | 5-7   | 2   | 7  | 9        | 2  | 6     | 17  | 3  | 3  | 0  | 1  | 1      | 1  | 4   |
| 3 Cavan Reilly   | G 34:45 | 5-10  | 5-10  | 8-8   | 0   | 1  | 1        | 4  | 5     | 23  | 3  | 1  | 0  | 0  | 0      | 0  | 6   |
| 7 Tahron Allen   | G 24:24 | 4-7   | 1-2   | 2-3   | 0   | 1  | 1        | 4  | 3     | 11  | 2  | 1  | 3  | 1  | 0      | 0  | 7   |
| 20 Erik Timko    | G 38:38 | 3-7   | 2-6   | 5-5   | 2   | 3  | 5        | 4  | 2     | 13  | 4  | 1  | 0  | 1  | 0      | 0  | 10  |
| 15 Houston Emory | 08:29   | 1-2   | 0-0   | 1-2   | 1   | 2  | 3        | 5  | 4     | 3   | 1  | 0  | 0  | 0  | 0      | 0  | -4  |
| 8 Kevin Kogbara  | 09:37   | 0-0   | 0-0   | 0-0   | 0   | 4  | 4        | 0  | 0     | 0   | 2  | 2  | 0  | 0  | 0      | 0  | 4   |
| 11 Kobe Jerome   | 09:37   | 1-2   | 1-2   | 0-0   | 0   | 0  | 0        | 0  | 0     | 3   | 1  | 1  | 0  | 0  | 0      | 0  | -1  |
| Team             |         |       |       |       |     |    | 2        | 1  | 3     | 0   | 0  |    |    |    |        |    |     |
| Totals           |         | 29-55 | 16-34 | 26-30 | 8   | 26 | 34       | 24 | 21    | 100 | 17 | 11 | 3  | 3  | 3      | 1  | 8   |

Technical Fouls:NONE

|                  | Yale                      |                            | Dela                  |                   |
|------------------|---------------------------|----------------------------|-----------------------|-------------------|
| Biggest lead     | 4 (1 <sup>st</sup> 17:03) | 18 (2 <sup>nd</sup> 15:25) | Points from Turnovers | Yale 13<br>Dela 2 |
| Best Scoring Run | 10 (1 <sup>st</sup> 0:15) | 11 (2 <sup>nd</sup> 16:48) | Paint                 | 48 24             |
| Lead Changes     | 5                         |                            | Second Chance         | 17 5              |
| Times Tied       | 3                         |                            | Fast Breaks           | 7 21              |
| Time with Lead   | 02:55                     | 34:18                      | Bench                 | 16 6              |

| Period by Period Scoring |     |     |     |  |
|--------------------------|-----|-----|-----|--|
|                          | 1st | 2nd | TOT |  |
| Yale                     | 42  | 52  | 94  |  |
| Dela                     | 47  | 53  | 100 |  |

## GAME 7 - DELAWARE 72, RIDER 66

## GAME 8 - DELAWARE 93, DELAWARE STATE 80



Official Basketball Box Score - Final  
Delaware at Rider  
11/30/24 Alumni Gymnasium, Lawrence Township  
2024-25 Men's Basketball

Game Time: 2:00 PM  
Game Duration: 1:46  
Attendance: 1,328

Officials: Lamar Simpson, Brian Zivk, John Cahill Jr.

Delaware - 72

Record: 4-3

| NO. Name         | Min     | FG    |      | 3P   |     | FT | Rebounds |    | Fouls |    | TP | AS | TO | ST | Blocks |    | +/- |
|------------------|---------|-------|------|------|-----|----|----------|----|-------|----|----|----|----|----|--------|----|-----|
|                  |         | M-A   | M-A  | M-A  | M-A |    | OR       | DR | TOT   | PF | FD |    |    |    | BS     | BA |     |
| 2 John Camden    | F 34:42 | 5-12  | 1-4  | 1-3  | 1   | 6  | 7        | 0  | 2     | 12 | 0  | 0  | 0  | 0  | 0      | 0  | 1   |
| 1 Izaiah Pasha   | G 37:14 | 7-10  | 0-0  | 1-2  | 1   | 5  | 6        | 1  | 4     | 15 | 3  | 1  | 1  | 0  | 2      | 6  | 0   |
| 3 Cavan Reilly   | G 37:14 | 6-12  | 4-10 | 2-2  | 0   | 3  | 3        | 0  | 2     | 18 | 4  | 1  | 0  | 0  | 0      | 0  | 6   |
| 7 Tahron Allen   | G 20:15 | 2-6   | 0-1  | 1-2  | 0   | 1  | 1        | 1  | 1     | 5  | 2  | 0  | 0  | 0  | 0      | 0  | 6   |
| 20 Erik Timko    | G 30:35 | 5-9   | 3-7  | 2-2  | 2   | 4  | 6        | 1  | 1     | 15 | 2  | 0  | 0  | 0  | 0      | 0  | 0   |
| 4 Niels Lane     | 19:33   | 1-5   | 1-2  | 2-2  | 1   | 4  | 5        | 3  | 2     | 5  | 1  | 2  | 1  | 1  | 0      | 2  | 0   |
| 15 Houston Emory | 08:28   | 0-1   | 0-0  | 0-0  | 0   | 1  | 1        | 1  | 0     | 0  | 0  | 0  | 1  | 0  | 0      | 0  | 0   |
| 8 Kevin Kogbara  | 02:46   | 1-2   | 0-0  | 0-0  | 1   | 0  | 1        | 0  | 0     | 2  | 0  | 0  | 0  | 0  | 0      | 0  | 0   |
| 11 Kobe Jerome   | 02:46   | 0-0   | 0-0  | 0-0  | 0   | 0  | 0        | 0  | 0     | 0  | 0  | 0  | 0  | 1  | 0      | 0  | 0   |
| 5 Macon Emory    | 06:27   | 0-1   | 0-1  | 0-0  | 0   | 0  | 0        | 0  | 0     | 0  | 0  | 0  | 0  | 0  | 0      | 0  | -4  |
| Team             |         |       |      |      |     |    | 1        | 2  | 3     | 0  | 0  | 1  |    |    |        |    |     |
| Totals           |         | 27-58 | 9-25 | 9-13 | 7   | 26 | 33       | 7  | 12    | 72 | 12 | 6  | 3  | 4  | 3      | 0  | 6   |

Technical Fouls:NONE

Rider - 66

## GAME 9 - DUQUESNE 80, DELAWARE 66



Official Basketball Box Score - Final  
Delaware at Duquesne  
12/06/24 UPMC Cooper Fieldhouse, Pittsburgh, Pa.  
2024-25 Men's Basketball

Game Time: 6:00 PM  
Game Duration: 2:09  
Attendance: 2,033

Officials: Tony Crisp, Tim Kelly, Clare Aubry

Delaware - 66

Record: 5-4

| NO.    | Name                | Min     | FG    | 3P   | FT    | Rebounds  | Fouls | TP | AS | TO | ST | Blocks | +   | - |
|--------|---------------------|---------|-------|------|-------|-----------|-------|----|----|----|----|--------|-----|---|
|        |                     |         | M-A   | M-A  | M-A   | OR DR TOT | PF FD |    |    |    |    | BS BA  |     |   |
| 2      | John Camden         | F 33:20 | 2-10  | 0-6  | 5-6   | 1 4 5     | 3 7   | 9  | 3  | 2  | 2  | 0 0    | -7  |   |
| 1      | Izaiah Pasha        | G 32:17 | 4-12  | 0-0  | 2-4   | 2 2 4     | 1 4   | 10 | 4  | 2  | 0  | 1 1    | -15 |   |
| 3      | Cavan Reilly        | G 30:57 | 3-6   | 2-5  | 0-0   | 2 1 3     | 4 0   | 8  | 1  | 2  | 0  | 0 0    | -5  |   |
| 7      | Tahron Allen        | G 13:13 | 1-5   | 1-3  | 2-2   | 0 0 0     | 2 1   | 5  | 1  | 0  | 0  | 0 0    | -1  |   |
| 20     | Erik Timko          | G 35:22 | 3-8   | 2-4  | 0-0   | 2 5 7     | 3 0   | 8  | 1  | 1  | 0  | 0 0    | -12 |   |
| 4      | Niels Lane          | 25:04   | 8-10  | 2-3  | 0-0   | 4 4 3     | 3 20  | 1  | 2  | 0  | 1  | 1      | -9  |   |
| 5      | Macon Emory         | 08:39   | 0-2   | 0-1  | 0-0   | 1 1 2     | 3 0   | 0  | 0  | 0  | 0  | 0 0    | -11 |   |
| 13     | Trent Middleton Jr. | 13:37   | 1-3   | 0-0  | 2-3   | 1 2 3     | 4 3   | 4  | 0  | 0  | 0  | 2 0    | -8  |   |
| 15     | Houston Emory       | 04:39   | 1-2   | 0-0  | 0-0   | 2 2 2     | 1 0   | 2  | 0  | 2  | 0  | 0 0    | 0   |   |
| 8      | Kevin Kogbara       | 02:52   | 0-0   | 0-0  | 0-0   | 0 0 0     | 1 0   | 0  | 0  | 0  | 0  | 0 0    | -4  |   |
| Team   |                     |         |       |      |       | 1 3 4     |       | 0  | 1  |    |    |        |     |   |
| Totals |                     |         | 23-58 | 7-22 | 13-18 | 12 22 34  | 25 18 | 66 | 11 | 12 | 2  | 5 2    | -14 |   |

Technical Fouls: NONE

Duquesne - 80

Record: 2-7

| NO.    | Name             | Min     | FG    | 3P   | FT    | Rebounds  | Fouls | TP | AS | TO | ST | Blocks | +  | - |
|--------|------------------|---------|-------|------|-------|-----------|-------|----|----|----|----|--------|----|---|
|        |                  |         | M-A   | M-A  | M-A   | OR DR TOT | PF FD |    |    |    |    | BS BA  |    |   |
| 5      | Hail Barre       | F 14:00 | 4-4   | 0-0  | 2-3   | 2 3 5     | 0 3   | 10 | 0  | 0  | 0  | 1 0    | 1  |   |
| 0      | Tre Dirkins      | G 28:01 | 5-12  | 4-9  | 4-4   | 1 4 5     | 3 5   | 18 | 3  | 0  | 1  | 0 0    | 11 |   |
| 3      | Kareem Rozier    | G 34:26 | 3-11  | 1-5  | 7-9   | 0 2 2     | 3 5   | 14 | 5  | 0  | 1  | 0 2    | 8  |   |
| 4      | Jaheean Corbett  | G 26:46 | 4-9   | 0-1  | 0-1   | 3 3 6     | 3 4   | 8  | 1  | 2  | 2  | 0 0    | 9  |   |
| 8      | Maximus Edwards  | G 25:34 | 3-8   | 1-4  | 3-3   | 1 5 6     | 1 2   | 10 | 0  | 2  | 0  | 0 0    | 4  |   |
| 1      | Cameron Crawford | 23:48   | 3-9   | 1-5  | 3-4   | 2 4 6     | 2 3   | 10 | 1  | 2  | 1  | 0 0    | 11 |   |
| 2      | David Dixon      | 05:39   | 0-0   | 0-0  | 2-2   | 1 1 2     | 1 1   | 2  | 1  | 1  | 1  | 0 0    | -3 |   |
| 7      | Jakub Necas      | 25:48   | 3-6   | 1-2  | 1-2   | 5 2 7     | 4 2   | 8  | 0  | 2  | 0  | 1 1    | 16 |   |
| 14     | Matus Hronsky    | 17:58   | 0-3   | 0-1  | 0-0   | 0 3 3     | 1 0   | 0  | 0  | 0  | 0  | 0 0    | 13 |   |
| Team   |                  |         |       |      |       | 3 1 4     |       | 0  | 0  |    |    |        |    |   |
| Totals |                  |         | 25-62 | 8-27 | 22-28 | 20 26 46  | 18 25 | 80 | 11 | 9  | 6  | 2 5    | 14 |   |

Technical Fouls: NONE

|                  | DEL                       | DUQ                       |
|------------------|---------------------------|---------------------------|
| Biggest lead     | 7 (1 <sup>st</sup> 13:26) | 14 (2 <sup>nd</sup> 0:34) |
| Best Scoring Run | 6 (1 <sup>st</sup> 13:26) | 7 (2 <sup>nd</sup> 14:45) |
| Lead Changes     | 7                         |                           |
| Times Tied       | 4                         |                           |
| Time with Lead   | 18:42                     | 18:11                     |

| Points from   | DEL | DUQ |
|---------------|-----|-----|
| Turnovers     | 9   | 15  |
| Paint         | 28  | 32  |
| Second Chance | 14  | 23  |
| Fast Breaks   | 6   | 6   |
| Bench         | 26  | 20  |

| Period by Period Scoring | 1st | 2nd | TOT |
|--------------------------|-----|-----|-----|
| DEL                      | 37  | 29  | 66  |
| DUQ                      | 36  | 44  | 80  |

| Shooting By Period       |             |
|--------------------------|-------------|
| 1 <sup>st</sup> FG%      | 11-29 37.9% |
| 3PT%                     | 2-13 15.4%  |
| FT%                      | 12-16 75%   |
| 2 <sup>nd</sup> FG%      | 14-33 42.4% |
| 3PT%                     | 6-14 42.9%  |
| FT%                      | 10-12 83.3% |
| GM FG%                   | 25-62 40.3% |
| 3PT%                     | 8-27 29.6%  |
| FT%                      | 22-28 78.6% |
| Dead Ball Rebounds: 1, 0 |             |

## GAME 10 - DELAWARE 78, CHESTNUT HILL 51



Official Basketball Box Score - Final  
Chestnut Hill at Delaware  
12/10/24 Bob Carpenter Center, Newark  
2024-25 Men's Basketball

Game Time: 5:30 PM  
Game Duration: 1:42  
Attendance: 1,609

Officials: Greg Moyer, Jarrett Robinson, John Bailey

Chestnut Hill - 51

Record: 3-6

| NO.    | Name            | Min     | FG    | 3P   | FT   | Rebounds  | Fouls | TP | AS | TO | ST | Blocks | +   | - |
|--------|-----------------|---------|-------|------|------|-----------|-------|----|----|----|----|--------|-----|---|
|        |                 |         | M-A   | M-A  | M-A  | OR DR TOT | PF FD |    |    |    |    | BS BA  |     |   |
| 12     | Omar Salvi      | F 20:03 | 1-10  | 0-4  | 0-0  | 1 2 3     | 1     | 0  | 2  | 0  | 0  | 0 0    | -13 |   |
| 25     | Neal Hill       | F 27:01 | 0-3   | 0-2  | 0-0  | 1 7 8     | 1     | 0  | 0  | 5  | 2  | 3 0    | -8  |   |
| 34     | Alejandro Cybak | C 29:26 | 5-9   | 1-2  | 1-2  | 0 4 4     | 2 4   | 12 | 0  | 0  | 1  | 0 0    | -11 |   |
| 0      | Noah Charles    | G 26:49 | 5-13  | 1-1  | 0-0  | 2 4 6     | 3 2   | 11 | 0  | 2  | 3  | 0 1    | -14 |   |
| 1      | IV Pott         | G 23:45 | 2-10  | 0-5  | 4-4  | 0 1 1     | 0 2   | 8  | 1  | 0  | 4  | 0 0    | -11 |   |
| 14     | Lucas Dunn      | 11:49   | 1-1   | 1-1  | 0-0  | 0 0 0     | 0 0   | 3  | 0  | 0  | 0  | 0 0    | -8  |   |
| 21     | Landon Shivers  | 10:34   | 1-6   | 0-3  | 1-2  | 1 2 3     | 3 1   | 3  | 0  | 0  | 0  | 0 0    | -16 |   |
| 4      | Kamal Lee       | 11:32   | 1-9   | 1-4  | 0-0  | 0 2 2     | 1 0   | 3  | 0  | 0  | 0  | 0 0    | -13 |   |
| 24     | Donald Imo      | 08:30   | 1-4   | 0-0  | 0-0  | 1 1 2     | 1 0   | 2  | 0  | 0  | 0  | 0 0    | -17 |   |
| 22     | Tommy Gardier   | 08:56   | 1-3   | 1-2  | 0-0  | 0 0 0     | 0 0   | 3  | 0  | 1  | 0  | 0 0    | -12 |   |
| 3      | Travis Reed     | 08:08   | 0-2   | 0-0  | 0-0  | 0 0 0     | 0 0   | 0  | 0  | 0  | 0  | 0 0    | -6  |   |
| 2      | Marshall Baker  | 04:29   | 0-0   | 0-0  | 2-2  | 0 2 2     | 0 1   | 2  | 0  | 0  | 0  | 0 0    | -2  |   |
| 11     | Zaki Alston     | 04:29   | 1-3   | 0-1  | 0-0  | 1 0 1     | 0 0   | 2  | 0  | 0  | 0  | 0 0    | -2  |   |
| 23     | Amari Dow       | 04:29   | 0-1   | 0-0  | 0-0  | 0 0 0     | 1 0   | 0  | 0  | 1  | 1  | 0 0    | -2  |   |
| Team   |                 |         |       |      |      | 4 0 4     |       | 0  | 0  |    |    |        |     |   |
| Totals |                 |         | 19-74 | 5-25 | 8-10 | 11 25 36  | 13 10 | 51 | 6  | 6  | 12 | 7 2    | -27 |   |

Technical Fouls: NONE

Delaware - 78

Record: 6-4

| NO.    | Name                | Min     | FG    | 3P   | FT    | Rebounds  | Fouls | TP | AS | TO | ST | Blocks | +  | - |
|--------|---------------------|---------|-------|------|-------|-----------|-------|----|----|----|----|--------|----|---|
|        |                     |         | M-A   | M-A  | M-A   | OR DR TOT | PF FD |    |    |    |    | BS BA  |    |   |
| 2      | John Camden         | F 25:53 | 2-11  | 1-7  | 1-2   | 1 7 8     | 0 1   | 6  | 2  | 0  | 1  | 0 0    | 20 |   |
| 1      | Izaiah Pasha        | G 25:47 | 3-4   | 0-0  | 0-0   | 2 6 8     | 0 0   | 6  | 5  | 2  | 0  | 1 0    | 20 |   |
| 3      | Cavan Reilly        | G 28:18 | 3-8   | 1-5  | 0-0   | 0 4 4     | 2 0   | 7  | 1  | 4  | 3  | 0 0    | 20 |   |
| 4      | Niels Lane          | G 30:27 | 4-9   | 1-2  | 4-4   | 2 5 7     | 1 3   | 13 | 6  | 3  | 0  | 2 1    | 22 |   |
| 20     | Erik Timko          | G 23:23 | 5-10  | 2-6  | 5-5   | 1 4 5     | 1 3   | 17 | 0  | 2  | 0  | 1 0    | 11 |   |
| 13     | Trent Middleton Jr. | 14:50   | 2-5   | 0-3  | 1-1   | 1 3 4     | 1 1   | 5  | 2  | 1  | 0  | 0 0    | 12 |   |
| 15     | Houston Emory       | 04:02   | 0-1   | 0-0  | 0-0   | 1 1 2     | 0 1   | 0  | 0  | 1  | 0  | 1 0    | 1  |   |
| 5      | Macon Emory         | 16:37   | 4-9   | 2-6  | 0-0   | 2 4 6     | 0 1   | 10 | 0  | 1  | 0  | 0 1    | 21 |   |
| 0      | Gabe Moss           | 13:05   | 4-5   | 0-0  | 2-2   | 1 0 1     | 3 2   | 10 | 0  | 1  | 0  | 0 0    | 12 |   |
| 11     | Kobe Jerome         | 09:00   | 1-2   | 0-1  | 0-1   | 0 1 1     | 1 1   | 2  | 0  | 0  | 0  | 0 0    | 5  |   |
| 8      | Kevin Kogbara       | 04:29   | 1-1   | 0-0  | 0-0   | 1 1 0     | 0 0   | 2  | 0  | 0  | 1  | 0 0    | 2  |   |
| 10     | Brandon Balfone     | 02:49   | 0-1   | 0-1  | 0-0   | 0 1 1     | 0 0   | 0  | 0  | 0  | 0  | 0 0    | -2 |   |
| 12     | Alex McFadden       | 01:20   | 0-0   | 0-0  | 0-0   | 0 0 0     | 1 0   | 0  | 0  | 1  | 0  | 0 0    | -2 |   |
| Team   |                     |         |       |      |       | 3 7 10    |       | 0  | 0  |    |    |        |    |   |
| Totals |                     |         | 29-66 | 7-31 | 13-15 | 14 44 58  | 10 13 | 78 | 16 | 16 | 5  | 7 2    | 27 |   |

Technical Fouls: NONE

|                  | CHC                       | DEL                       |
|------------------|---------------------------|---------------------------|
| Biggest lead     | 4 (1 <sup>st</sup> 12:15) | 29 (2 <sup>nd</sup> 3:10) |
| Best Scoring Run | 9 (1 <sup>st</sup> 13:58) | 10 (1 <sup>st</sup> 5:17) |
| Lead Changes     | 2                         |                           |
| Times Tied       | 4                         |                           |
| Time with Lead   | 04:24                     | 32:15                     |

| Points from   | CHC | DEL |
|---------------|-----|-----|
| Turnovers     | 9   | 7   |
| Paint         | 26  | 44  |
| Second Chance | 16  | 10  |
| Fast Breaks   | 9   | 17  |
| Bench         | 18  | 29  |

| Period by Period Scoring | CHC | DEL |
|--------------------------|-----|-----|
| 1st                      | 28  | 23  |
| 2nd                      | 23  | 51  |
| TOT                      | 42  | 36  |

## GAME 11 - DELAWARE 92, MISERICORDIA 75



Official Basketball Box Score - Final  
Misericordia at Delaware  
12/17/24 Bob Carpenter Center, Newark  
2024-25 Men's Basketball

Game Time: 11:00 AM  
Game Duration: 1:46  
Attendance: 3,202

Officials: Wally Rutecki, Tim Kelly, Sean Campbell

Misericordia - 75

Record: 6-2

| NO.    | Name             | Min     | FG    | 3P    | FT   | Rebounds  | Fouls | TP | AS | TO | ST | Blocks | +   | - |
|--------|------------------|---------|-------|-------|------|-----------|-------|----|----|----|----|--------|-----|---|
|        |                  |         | M-A   | M-A   | M-A  | OR DR TOT | PF FD |    |    |    |    | BS BA  |     |   |
| 3      | Dewin Concepcion | F 16:12 | 0-1   | 0-0   | 0-0  | 0 0 0     | 3 1   | 0  | 0  | 0  | 0  | 0 0    | -1  |   |
| 33     | Matt Prociak     | F 21:24 | 5-7   | 2-2   | 4-4  | 2 4 6     | 2 3   | 16 | 1  | 2  | 0  | 0 0    | -2  |   |
| 4      | Eli Stoute       | G 18:13 | 0-5   | 0-3   | 2-2  | 0 1 1     | 0 1   | 2  | 0  | 1  | 0  | 0 0    | -2  |   |
| 13     | Arvid Chandler   | G 20:26 | 4-7   | 2-3   | 0-0  | 1 3 4     | 1 0   | 10 | 4  | 2  | 1  | 0 0    | 0   |   |
| 21     | Kevin Lazdowski  | G 21:34 | 4-12  | 1-4   | 1-2  | 1 2 3     | 1 1   | 10 | 2  | 1  | 1  | 0 1    | -6  |   |
| 12     | Jack Gallagher   | 15:47   | 3-4   | 0-1   | 0-0  | 4 4 1     | 1 1   | 6  | 0  | 3  | 0  | 0 0    | -12 |   |
| 1      | Will Anozie      | 11:33   | 3-4   | 3-3   | 0-0  | 0 0 0     | 2 0   | 9  | 0  | 2  | 0  | 0 0    | -1  |   |
| 24     | D.J. Orloff      | 12:32   | 1-3   | 0-1   | 0-0  | 0 1 1     | 3 0   | 2  | 0  | 2  | 0  | 0 0    | -15 |   |
| 2      | Darryl Wright    | 13:42   | 1-3   | 1-1   | 0-0  | 2 2 2     | 2 0   | 3  | 4  | 1  | 2  | 0 1    | -14 |   |
| 23     | Ryan Nasuti      | 09:54   | 1-2   | 0-0   | 0-0  | 1 1 1     | 2 0   | 2  | 1  | 1  | 0  | 0 0    | -7  |   |
| 32     | Dylan Wagner     | 03:59   | 0-0   | 0-0   | 0-0  | 0 0 0     | 0 1   | 0  | 0  | 0  | 0  | 0 0    | -1  |   |
| 11     | Patrick Brown    | 07:35   | 3-5   | 1-1   | 0-2  | 2 2 1     | 1 1   | 7  | 1  | 0  | 0  | 0 0    | -3  |   |
| 10     | Jaylen Rouse     | 03:46   | 1-2   | 0-1   | 0-0  | 2 0 2     | 0 0   | 2  | 0  | 0  | 0  | 0 0    | -1  |   |
| 20     | Josh Pelzer      | 04:47   | 2-4   | 0-0   | 0-0  | 1 1 0     | 0 0   | 6  | 0  | 1  | 0  | 0 0    | -2  |   |
| 31     | George Mata      | 02:38   | 0-0   | 0-0   | 0-0  | 0 0 0     | 1 0   | 1  | 0  | 0  | 0  | 0 0    | -1  |   |
| 22     | Timothy Avrine   | 04:45   | 0-0   | 0-0   | 0-0  | 0 0 0     | 0 0   | 0  | 0  | 0  | 0  | 0 0    | -6  |   |
| 25     | Chris Meehan     | 04:45   | 0-1   | 0-0   | 0-0  | 1 1 0     | 0 0   | 2  | 2  | 0  | 0  | 0 0    | -2  |   |
| 0      | Brendan Brobet   | 03:14   | 0-0   | 0-0   | 0-0  | 0 0 0     | 0 0   | 0  | 0  | 0  | 0  | 0 0    | -2  |   |
| 45     | Bryan Graham     | 03:14   | 0-1   | 0-1   | 0-0  | 0 0 0     | 1 0   | 0  | 0  | 0  | 0  | 0 0    | -2  |   |
| Team   |                  |         |       |       |      | 1 1 2     |       | 0  | 1  |    |    |        |     |   |
| Totals |                  |         | 28-61 | 12-27 | 7-11 | 8 23 31   | 18 10 | 75 | 16 | 19 | 4  | 1 5    | -17 |   |

Technical Fouls: NONE

Delaware - 92

Record: 7-4

| NO. | Name | Min | FG | 3P | FT | Rebounds | Fou |
|-----|------|-----|----|----|----|----------|-----|
|-----|------|-----|----|----|----|----------|-----|

## GAME 13 - ST. JOHN'S 97, DELAWARE 76



Official Basketball Box Score - Final  
Delaware at St. John's (NY)  
12/28/24 Carver Arena, Governors  
2024-25 Men's Basketball

Game Time: 6:00 PM  
Game Duration: 2:10  
Attendance: 5,602

Officials: Lamar Simpson, Tony Chiazza, Tim Clougherty

Delaware - 76

Record: 7-6

| NO.    | Name                | Min     | FG    |       | 3P  |   | Rebounds |    | Fouls |    | TP | AS | TO | ST | Blocks |    | BS  | +/- |
|--------|---------------------|---------|-------|-------|-----|---|----------|----|-------|----|----|----|----|----|--------|----|-----|-----|
|        |                     |         | M     | A     | M   | A | OR       | DR | TOT   | PF |    |    |    |    | FD     | BA |     |     |
| 2      | John Camden         | F 40:00 | 13-18 | 9-11  | 0-0 | 0 | 4        | 4  | 1     | 4  | 35 | 4  | 2  | 3  | 0      | 1  | 0   | -21 |
| 1      | Izaiah Pasha        | G 24:14 | 5-12  | 0-2   | 0-0 | 0 | 0        | 0  | 4     | 0  | 10 | 5  | 4  | 0  | 0      | 0  | 4   | -4  |
| 3      | Cavan Rully         | G 33:41 | 1-8   | 0-5   | 0-0 | 1 | 5        | 6  | 1     | 1  | 2  | 0  | 2  | 2  | 0      | 1  | -14 | -4  |
| 4      | Niels Lane          | G 24:54 | 6-11  | 0-2   | 2-2 | 1 | 1        | 2  | 2     | 2  | 14 | 1  | 3  | 0  | 0      | 1  | -14 | -4  |
| 20     | Erik Timko          | G 29:31 | 3-7   | 1-4   | 2-4 | 0 | 3        | 3  | 2     | 3  | 9  | 3  | 0  | 1  | 1      | 1  | -8  | -4  |
| 15     | Houston Emory       | 03:21   | 0-0   | 0-0   | 0-0 | 0 | 0        | 0  | 0     | 0  | 0  | 0  | 0  | 0  | 0      | 0  | -5  | -4  |
| 13     | Trent Middleton Jr. | 13:53   | 1-3   | 0-0   | 0-0 | 0 | 0        | 0  | 3     | 1  | 2  | 3  | 1  | 1  | 0      | 0  | -18 | -4  |
| 00     | Gabe Moss           | 14:56   | 2-3   | 0-0   | 0-0 | 0 | 0        | 0  | 0     | 4  | 0  | 4  | 0  | 0  | 0      | 0  | -11 | -4  |
| 5      | Macon Emory         | 11:18   | 0-1   | 0-0   | 0-0 | 0 | 1        | 1  | 0     | 1  | 0  | 1  | 0  | 0  | 0      | 0  | -8  | -4  |
| 8      | Kevin Kogbara       | 02:24   | 0-0   | 0-0   | 0-0 | 0 | 1        | 0  | 1     | 0  | 0  | 0  | 0  | 0  | 0      | 0  | -4  | -4  |
| 11     | Kobe Jerome         | 01:48   | 0-0   | 0-0   | 0-0 | 0 | 1        | 1  | 0     | 0  | 0  | 1  | 0  | 0  | 0      | 0  | 2   | -4  |
| Team   |                     |         |       |       |     |   | 4        |    | 3     |    | 7  |    | 0  |    | 2      |    |     |     |
| Totals |                     |         | 31-63 | 10-24 | 4-6 | 7 | 18       | 25 | 17    | 12 | 76 | 17 | 15 | 7  | 1      | 8  | -21 | -4  |

Technical Fouls:NONE

St. John's (NY) - 97

Record: 11-2

| NO.    | Name                 | Min     | FG    |      | 3P    |     | FT |    | Rebounds |    | Fouls |    | TP | AS | TO | ST | Blocks |   | +/- |  |
|--------|----------------------|---------|-------|------|-------|-----|----|----|----------|----|-------|----|----|----|----|----|--------|---|-----|--|
|        |                      |         | M-A   | M-A  | M-A   | M-A | OR | DR | TOT      | PF | FD    | BS |    |    |    |    | BA     |   |     |  |
| 17     | Ruben Prey           | F 11:16 | 1-1   | 0-0  | 0-0   | 0   | 1  | 1  | 2        | 0  | 2     | 1  | 0  | 0  | 1  | 0  | 10     | 0 |     |  |
| 24     | Zuby Ejedor          | F 25:11 | 5-8   | 0-0  | 6-7   | 3   | 4  | 7  | 2        | 6  | 16    | 3  | 1  | 0  | 2  | 1  | 16     |   |     |  |
| 1      | Kadary Richmond      | G 27:31 | 5-8   | 0-1  | 0-3   | 0   | 3  | 3  | 1        | 3  | 10    | 7  | 1  | 1  | 1  | 0  | 10     |   |     |  |
| 5      | Delvon Smith         | G 33:04 | 8-14  | 4-5  | 0-0   | 2   | 11 | 13 | 2        | 3  | 20    | 8  | 2  | 3  | 1  | 0  | 18     |   |     |  |
| 7      | Simone Wilcher       | G 27:12 | 4-9   | 2-3  | 2-2   | 0   | 1  | 1  | 3        | 1  | 12    | 0  | 3  | 2  | 0  | 0  | 15     |   |     |  |
| 0      | Aaron Scott          | 16:25   | 1-4   | 1-2  | 0-0   | 0   | 0  | 0  | 0        | 1  | 3     | 1  | 1  | 1  | 0  | 0  | 23     |   |     |  |
| 12     | RJ Luis Jr.          | 25:49   | 7-9   | 0-0  | 2-3   | 0   | 2  | 2  | 1        | 2  | 16    | 3  | 2  | 3  | 0  | 0  | -18    |   |     |  |
| 8      | Vincent Iwuchukwu    | 10:45   | 5-6   | 0-0  | 1-2   | 1   | 1  | 2  | 0        | 1  | 11    | 0  | 2  | 0  | 1  | 0  | 5      |   |     |  |
| 2      | Sadiku Ibne Ayo      | 05:13   | 0-1   | 0-0  | 0-0   | 0   | 0  | 0  | 0        | 0  | 0     | 0  | 0  | 0  | 1  | 0  | -1     |   |     |  |
| 31     | Lefteris Liotopoulos | 06:30   | 1-1   | 0-0  | 0-0   | 0   | 0  | 0  | 0        | 0  | 2     | 0  | 0  | 0  | 0  | 0  | -3     |   |     |  |
| 11     | Jaiden Glover        | 11:04   | 2-3   | 1-1  | 0-0   | 0   | 0  | 0  | 1        | 0  | 5     | 0  | 0  | 0  | 1  | 0  | 3      |   |     |  |
| Team   |                      |         |       |      |       |     |    |    |          |    |       |    |    |    |    |    |        |   |     |  |
| Totals |                      |         | 39-64 | 8-12 | 11-17 | 10  | 26 | 36 | 12       | 17 | 97    | 23 | 12 | 10 | 8  | 1  | 21     |   |     |  |

Technical Fouls:NONE

|                  | DEL                       | SJU                        |
|------------------|---------------------------|----------------------------|
| Biggest lead     | 2 (1 <sup>st</sup> 19:31) | 23 (1 <sup>st</sup> 3:02)  |
| Best Scoring Run | 5 (2 <sup>nd</sup> 14:56) | 11 (1 <sup>st</sup> 11:08) |
| Lead Changes     | 5                         |                            |
| Times Tied       | 1                         |                            |
| Time with Lead   | 02:16                     | 37:12                      |

| Points from   | DEL | SJU |
|---------------|-----|-----|
| Turnovers     | 18  | 16  |
| Paint         | 40  | 56  |
| Second Chance | 8   | 13  |
| Fast Breaks   | 16  | 15  |
| Bench         | 6   | 37  |

| Period by Period Scoring |     |     |     |
|--------------------------|-----|-----|-----|
|                          | 1st | 2nd | TOT |
| DEL                      | 29  | 47  | 76  |
| SJU                      | 48  | 49  | 97  |

| Shooting By Period       |       |       |
|--------------------------|-------|-------|
| 1 <sup>st</sup> FG%      | 18-33 | 54.5% |
| 3PT%                     | 5-8   | 62.5% |
| FT%                      | 7-12  | 58.3% |
| 2 <sup>nd</sup> FG%      | 21-31 | 67.7% |
| 3PT%                     | 3-4   | 75.0% |
| FT%                      | 4-5   | 80%   |
| GM FG%                   | 39-64 | 60.9% |
| 3PT%                     | 8-12  | 66.7% |
| FT%                      | 11-17 | 64.7% |
| Dead Ball Rebounds: 3, 0 |       |       |

## GAME 14 - NORTHEASTERN 80, DELAWARE 77



Official Basketball Box Score - Final  
Delaware at Northeastern  
01/02/25 Matthews Arena, Boston  
2024-25 Northeastern Basketball

Game Time: 7:00 PM  
Game Duration: 2:56  
Attendance: 602

Officials: John Galipet, Pat Driscoll, Tommy Morrissey

Delaware - 77

Record: 7-7 (5-1)

| No.    | Name                |       | Min   | FG    |      | 3P    |     | FT |    | Rebounds |    | Fouls |    | TP | AS | TO | ST | Blocks |  | +/- |
|--------|---------------------|-------|-------|-------|------|-------|-----|----|----|----------|----|-------|----|----|----|----|----|--------|--|-----|
|        |                     |       |       | M-A   | P-A  | M-A   | P-A | OR | DR | TOT      | PF | FD    | BS |    |    |    |    | BA     |  |     |
| 2      | John Camden         | F     | 38:37 | 6-10  | 4-7  | 5-6   | 1   | 7  | 8  | 1        | 4  | 21    | 3  | 1  | 0  | 0  | 1  | 1      |  |     |
| 15     | Houston Emory       | F     | 02:48 | 0-0   | 0-0  | 0-0   | 0   | 0  | 1  | 0        | 0  | 0     | 0  | 0  | 0  | 0  | 0  | -6     |  |     |
| 1      | Izaiah Pasha        | G     | 34:36 | 4-8   | 1-2  | 5-6   | 1   | 1  | 2  | 4        | 3  | 14    | 0  | 5  | 2  | 1  | 0  | 1      |  |     |
| 4      | Niels Lane          | G     | 36:20 | 7-15  | 0-2  | 0-1   | 1   | 3  | 4  | 4        | 2  | 14    | 0  | 0  | 3  | 0  | 2  | -2     |  |     |
| 20     | Erik Timko          | G     | 36:34 | 1-9   | 1-4  | 7-8   | 1   | 4  | 5  | 0        | 6  | 10    | 1  | 0  | 0  | 0  | 3  | -4     |  |     |
| 00     | Gabe Moss           |       | 05:01 | 1-2   | 0-0  | 0-2   | 0   | 0  | 0  | 0        | 1  | 2     | 0  | 0  | 0  | 0  | 0  | -5     |  |     |
| 13     | Trent Middleton Jr. | 34:23 | 5-10  | 0-1   | 2-2  | 0     | 2   | 2  | 5  | 2        | 12 | 5     | 1  | 1  | 0  | 2  | 10 |        |  |     |
| 5      | Macon Emory         | 06:52 | 0-0   | 0-0   | 0-0  | 0     | 3   | 3  | 2  | 0        | 0  | 0     | 0  | 0  | 0  | 0  | -6 |        |  |     |
| 8      | Kevin Kogbara       | 04:49 | 2-2   | 0-0   | 0-0  | 0     | 0   | 0  | 0  | 0        | 4  | 0     | 2  | 0  | 0  | 0  | -4 |        |  |     |
| Team   |                     |       |       |       |      |       |     |    |    |          |    |       |    |    |    |    |    |        |  |     |
| Totals |                     |       |       | 26-56 | 6-16 | 19-25 | 6   | 22 | 28 | 16       | 18 | 77    | 9  | 9  | 6  | 1  | 8  | -3     |  |     |

Technical Fouls:NONE

Northeastern - 80

Record: 9-5 (1-0)

| No.    | Name             |   | Min   | FG    | 3P   | FT    | Reb | DR | TOT | Fouls | PF | TP | AS | TO | ST | Blocks | BS | BA | +/- |
|--------|------------------|---|-------|-------|------|-------|-----|----|-----|-------|----|----|----|----|----|--------|----|----|-----|
| 45     | Collin Metcalf   | C | 21:22 | 4-6   | 0-0  | 1-3   | 4   | 2  | 6   | 4     | 3  | 9  | 0  | 1  | 2  | 4      | 0  | 0  | 0   |
| 1      | Masai Troutman   | G | 34:56 | 7-16  | 2-6  | 3-4   | 1   | 1  | 2   | 2     | 3  | 19 | 0  | 2  | 1  | 0      | 0  | 0  | 1   |
| 3      | LA Pratt         | G | 19:20 | 1-4   | 0-1  | 0-0   | 0   | 2  | 2   | 0     | 0  | 2  | 3  | 2  | 1  | 0      | 0  | 0  | 9   |
| 4      | Rashad King      | G | 38:26 | 8-20  | 0-2  | 11-12 | 3   | 5  | 8   | 2     | 7  | 27 | 0  | 3  | 3  | 1      | 2  | 0  | 2   |
| 10     | Harold Woods     | G | 32:41 | 0-7   | 0-1  | 0-0   | 4   | 1  | 11  | 15    | 3  | 0  | 0  | 5  | 2  | 0      | 0  | 0  | 3   |
| 2      | Alexander Nwagha |   | 12:40 | 3-5   | 0-0  | 0     | 4   | 2  | 6   | 0     | 0  | 6  | 1  | 0  | 0  | 0      | 0  | 0  | -1  |
| 11     | JB Frankel       |   | 26:22 | 4-7   | 3-6  | 2-2   | 0   | 1  | 1   | 4     | 1  | 13 | 2  | 1  | 0  | 0      | 0  | 0  | -5  |
| 7      | Youri Fritz      |   | 10:47 | 2-3   | 0-0  | 0-2   | 3   | 1  | 4   | 3     | 2  | 4  | 0  | 0  | 1  | 1      | 0  | 0  | 7   |
| 20     | Ryan Williams    |   | 03:26 | 0-1   | 0-0  | 0-0   | 0   | 0  | 0   | 0     | 0  | 0  | 0  | 0  | 0  | 0      | 0  | 0  | -1  |
| Team   |                  |   |       |       |      |       |     |    |     |       |    |    |    |    |    |        |    |    |     |
| Totals |                  |   |       | 29-69 | 5-16 | 17-23 | 22  | 27 | 49  | 18    | 16 | 80 | 11 | 11 | 8  | 8      | 1  | 3  | 3   |

Technical Fouls:NONE

|                  | DEL                        | NOR                       |
|------------------|----------------------------|---------------------------|
| Biggest lead     | 2 (1 <sup>st</sup> 19:27)  | 16 (1 <sup>st</sup> 4:39) |
| Best Scoring Run | 10 (2 <sup>nd</sup> 13:21) | 7 (1 <sup>st</sup> 14:25) |
| Lead Changes     | 3                          |                           |
| Times Tied       | 3                          |                           |
| Time with Lead   | 00:26                      | 38:26                     |

| Points from   | DEL | NOR |
|---------------|-----|-----|
| Turnovers     | 13  | 9   |
| Paint         | 38  | 42  |
| Second Chance | 10  | 13  |
| Fast Breaks   | 0   | 8   |
| Bench         | 18  | 23  |

| Period by Period Scoring |     |     |     |
|--------------------------|-----|-----|-----|
|                          | 1st | 2nd | TOT |
| DEL                      | 34  | 43  | 77  |
| NOR                      | 44  | 36  | 80  |

## GAME 15 - DELAWARE 84, MONMOUTH 64



Official Basketball Box Score - Final  
Monmouth at Delaware  
01/04/25 Bob Carpenter Center, Newark  
2024-25 Men's Basketball

Game Time: 4:00 PM  
Game Duration: 1:58  
Attendance: 1,981

Officials: Wally Rutecki, Sean Campbell, Chris Stattery

Monmouth - 64

Record: 3-12 (1-1)

| NO.    | Name                   | Min     | FG    |      | 3P    | FT | Reb |     | TO | PF | TP | AS | TO | ST | Blocks |   | +/- |
|--------|------------------------|---------|-------|------|-------|----|-----|-----|----|----|----|----|----|----|--------|---|-----|
|        |                        |         | M-A   | M-A  | M-A   | OR | DR  | Tot | FD | FD | BS | BA |    |    |        |   |     |
| 0      | Dok Muordar            | F 16:19 | 0-1   | 0-0  | 2-2   | 0  | 3   | 3   | 1  | 1  | 2  | 0  | 1  | 0  | 0      | 0 | -16 |
| 2      | Jaret Valencia         | F 27:55 | 0-4   | 0-2  | 1-2   | 1  | 2   | 3   | 2  | 1  | 1  | 2  | 2  | 0  | 2      | 1 | -25 |
| 1      | Abdi Bashir Jr.        | G 28:38 | 6-14  | 2-7  | 6-6   | 0  | 2   | 2   | 0  | 3  | 20 | 0  | 4  | 0  | 0      | 1 | -16 |
| 3      | Madison Durr           | G 25:03 | 0-4   | 0-0  | 9-10  | 2  | 2   | 4   | 2  | 6  | 9  | 1  | 3  | 1  | 0      | 0 | -21 |
| 3      | Jack Collins           | G 26:12 | 3-8   | 2-5  | 1-2   | 1  | 1   | 2   | 2  | 2  | 9  | 1  | 0  | 2  | 0      | 0 | -9  |
| 23     | Correolus Robinson Jr. | G 16:07 | 4-7   | 0-0  | 2-3   | 1  | 4   | 5   | 3  | 3  | 10 | 0  | 0  | 0  | 0      | 0 | 0   |
| 11     | Amari Ball             | G 01:31 | 0-1   | 0-0  | 2-2   | 0  | 2   | 2   | 0  | 0  | 0  | 0  | 0  | 0  | 0      | 0 | 0   |
| 11     | Aric Demings           | G 12:55 | 0-3   | 0-2  | 0-0   | 0  | 2   | 2   | 3  | 0  | 0  | 1  | 1  | 0  | 0      | 0 | 2   |
| 21     | Cris Morgan            | 05:11   | 0-0   | 0-0  | 0-0   | 0  | 1   | 1   | 2  | 1  | 0  | 0  | 0  | 0  | 0      | 0 | 0   |
| 7      | Justin Ray             | 09:20   | 1-3   | 1-2  | 1-2   | 0  | 0   | 0   | 1  | 1  | 4  | 0  | 0  | 0  | 0      | 0 | -3  |
| 9      | Lucas Orchard          | 06:27   | 1-2   | 0-1  | 0-0   | 0  | 0   | 0   | 0  | 0  | 2  | 0  | 0  | 0  | 0      | 0 | -5  |
| 5      | Corey Miller           | 02:02   | 2-2   | 1-1  | 0-0   | 0  | 0   | 0   | 0  | 0  | 5  | 0  | 0  | 0  | 0      | 0 | -1  |
| 10     | Jack Leahy             | 02:02   | 0-0   | 0-0  | 0-0   | 0  | 0   | 0   | 0  | 0  | 0  | 0  | 0  | 0  | 0      | 0 | -1  |
| 30     | Sam Pagan              | 02:02   | 0-0   | 0-0  | 0-0   | 0  | 0   | 0   | 0  | 0  | 0  | 0  | 0  | 0  | 0      | 0 | -1  |
| 42     | Kevin Fetters          | 02:02   | 0-0   | 0-0  | 0-0   | 0  | 1   | 1   | 0  | 0  | 0  | 0  | 0  | 0  | 0      | 0 | -1  |
| Team   |                        |         |       |      |       |    |     | 4   |    | 1  | 5  | 0  |    | 0  |        |   |     |
| Totals |                        |         | 17-52 | 6-21 | 24-29 | 9  | 23  | 32  | 19 | 19 | 64 | 6  | 11 | 3  | 2      | 3 | -20 |



# Martin INGELSBY

HEAD COACH | 9TH SEASON | NOTRE DAME '01

Martin Ingelsby enters his ninth season as the University of Delaware's men's basketball head coach in 2024-25.

During the summer of 2022, Ingelsby signed an extension that will keep him in Newark through the 2028-29 season. This was his second extension since signing his original contract in 2016.

Ingelsby and co. returned Delaware basketball to a place it has only been six times in program history with the CAA Championship title and NCAA Tournament First Round appearance in 2022. It marked the Blue Hens' first conference crown since the 2014 season.

In his time in Newark, Ingelsby and his staff have recruited and coached six Blue Hens to the pros, including Delaware's first-ever NBA player, Nate Darling.

Also under his leadership, the Blue Hens have garnered three CAA Rookie of the Year awards, 21 All-CAA honors, and six All-District nods.

During the 2021-22 campaign, Delaware posted a 22-13 record, the ninth 20+ win season ever. The 22 wins tied Ingelsby's season-best from the 2019-20 year. For the third time under Ingelsby, a Blue Hen was dubbed the league's Rookie of the Year as Jyáre Davis garnered the award with 9.7 points and 4.2 rebounds per game. Davis was also the CAA Tournament's Most Outstanding Player and was joined by teammates Kevin Anderson and Andrew Carr on the all-tournament team. Jameer Nelson Jr. rounded out the Hens' postseason CAA award winners as an All-CAA Second Team selection. Despite missing out on any CAA awards, Dylan Painter was tabbed to the NABC Second Team All-District.

Ingelsby led a steady improvement for the Blue Hens, as UD was one of just three Division I schools to increase its win total in four consecutive years from 2016-20.

In 2019-20 Ingelsby led UD to even greater heights as the Blue Hens finished 22-11, posting a five-win improvement and recording the eighth 20-win season in program history. Delaware set a program record by winning its first nine games, earning a vote in the Associated Press Top 25 poll for the first time in two decades. The Blue Hens tied for fourth place in

the CAA and defeated Charleston in the quarterfinals to advance to the semifinals for the second consecutive year.

In 2018-19 the Blue Hens finished 17-16 and were fifth in the CAA standings, posting their highest win total and highest CAA finish in five years. Delaware erased a 14-point halftime deficit in the 85-79 win over William & Mary in the CAA quarterfinals, the largest halftime comeback in CAA Tournament history.

After spending the previous 13 seasons on the Notre Dame coaching staff from 2003-16, Ingelsby led the Blue Hens to 13 victories during his first year in Newark, including a win over Hofstra in the CAA Tournament. During his second year, Delaware won 14 games and earned a CAA Tournament victory for the second consecutive year by defeating Elon in the first round.

Ingelsby, the 24th head coach in UD men's basketball history, is a native of Berwyn, Pa., and was a standout point guard for Notre Dame from 1997-2001. He began his coaching career as an assistant at Wagner College during the 2002-03 campaign before returning to his alma mater as Notre Dame's coordinator of basketball operations. He spent six seasons in that position before being promoted to assistant coach in July 2009, a position he held for seven years. During his tenure in South Bend, Ingelsby helped lead the Irish to eight NCAA Tournament appearances.

While in South Bend Ingelsby primarily worked with the Notre Dame guards and played an integral role in elevating the program's national recruiting efforts. The Fighting Irish reaped the benefits of that recruiting success over his final two seasons as Notre Dame advanced to the NCAA Tournament's Elite Eight in both 2015 and 2016.

The Fighting Irish enjoyed a magical 2014-15 campaign as Notre Dame won the Atlantic Coast Conference Tournament title, made its first Elite Eight appearance since 1979, and posted the second 30-win season in school history by finishing with a 32-6 mark.

Despite losing Jerian Grant and Pat Connaughton to the NBA, Notre Dame followed with another outstanding

campaign in 2015-16, advancing to the ACC Tournament Semifinals before making its second straight Elite Eight appearance.

Ingelsby helped mentor Grant, a first team consensus All-American and unanimous first team All-ACC pick in 2015 before getting selected by the New York Knicks with the 19th pick in the 2015 NBA Draft. He also worked extensively with Connaughton, who played in a school-record 139 games and was the 41st pick in the 2015 NBA Draft by the Brooklyn Nets. That season marked the first time since 1992 that two Notre Dame players were selected in the same year of the NBA Draft.

Under Ingelsby's tutelage, Irish point guard Demetrius Jackson enjoyed an outstanding season in 2015-16, earning second team All-ACC and NCAA East Regional All-Tournament Team accolades.

Ingelsby helped lead Notre Dame to a school-record seven consecutive 20-win seasons from 2006-13, while the Irish posted 97 victories from 2009-13, the most wins in a four-year period in school history. During Ingelsby's 13 seasons at his alma mater, Irish teams went 290-146 (.665) and the program posted a 168-76 record with six NCAA Tournament appearances in seven years once he assumed assistant coaching duties.

Ingelsby was Notre Dame's starting point guard during three of his four seasons in South Bend. As a senior in 2000-01, he averaged 8.2 points and a team-high 6.4 assists as a starter in all 30 games. A team captain during his senior year, he guided the Irish to a 20-10 overall record and the Big East's West Division championship, the school's first-ever conference title. Additionally, Notre Dame advanced to the second round of the NCAA Tournament after earning a berth in the field for the first time in more than a decade in Mike Brey's first season.

Ingelsby also started for the Irish as a freshman and sophomore and led the team in assists during three of his four seasons. He handed out a team-high 150 assists as a freshman and earned a spot on the 1998 Big East All-Rookie Team.

A two-time member of the Big East Academic All-Star Team, Ingelsby was

the recipient of the Notre Dame Club of St. Joseph Valley Rockne Student-Athlete Award during his senior season. He graduated from the Mendoza College of Business with a bachelor's degree in marketing in May 2001.

Ingelsby enjoyed an outstanding career at Archbishop Carroll High School in suburban Philadelphia where he finished as the school's all-time leading scorer with 1,425 points and led his teams to an 80-12 record during his three years on the varsity squad.

Following his senior year in 1997, he won the prestigious Markward Award, given annually to the top high school player in the Philadelphia area, and was the Gatorade Player of the Year for Philadelphia while also earning All-Catholic League honors three times. Ingelsby was also named South Catholic League MVP as a senior and was a McDonald's All-America honorable mention selection.

Ingelsby's father, Tom, was a standout guard at Villanova from 1970-73 and served as his son's head coach at Archbishop Carroll. Tom led championship game and Hawks during the 1973-Spirits of St. Louis in the

Villanova to the 1971 NCAA played for the Atlanta 74 season and for the ABA the following year.

Ingelsby and his wife, of twins Will and and Ben.

Colleen, are the parents Kate, and sons Jack



## INGELSBY FILE

### PERSONAL

Year Coaching.....22nd season in 2024-25  
College ..... Notre Dame '01  
..... Marketing  
Hometown ..... Berwyn, Pa.  
High School..... Archbishop Carroll  
Birthday ..... November 24  
Spouse ..... Colleen  
Children ..... Will, Kate, Jack, Benjamin

### CAREER NUMBERS/ACCOLADES

Record..... 139-124 (nine seasons)  
Record at Delaware..... same  
CAA Record.....64-73  
CAA Tournament Record..... 9-7  
NCAA Tournament Record .....0-1  
NIT Record ..... 0-0

2022 CAA Tournament Champion  
21 All-CAA Honorees  
7 Players Turned Pro  
6 All-District Honorees  
3 CAA Rookie of the Year Winners

### COACHING EXPERIENCE UNIVERSITY OF DELAWARE

Head Coach, eight seasons (2016-Pres.)

| Season        | Overall        | Conf.        | Post.                 |
|---------------|----------------|--------------|-----------------------|
| 2016-17       | 13-20          | 5-13         |                       |
| 2017-18       | 14-19          | 6-12         |                       |
| 2018-19       | 17-16          | 8-10         |                       |
| 2019-20       | 22-11          | 11-7         |                       |
| 2020-21       | 7-8            | 5-4          |                       |
| 2021-22       | 22-13          | 10-8         | NCAA First Rnd        |
| 2022-23       | 17-16          | 8-10         |                       |
| 2023-24       | 19-14          | 10-8         |                       |
| 2024-25       | 8-7            | 1-1          |                       |
| <b>TOTALS</b> | <b>139-124</b> | <b>64-73</b> | <b>ONE APPEARANCE</b> |

### UNIVERSITY OF NOTRE DAME

Assistant Coach, seven seasons  
(2009-2016)

Coordinator of Operations, six seasons  
(2003-09)

2016 NCAA Elite Eight  
2015 ACC Champions + NCAA Elite Eight  
2013 NCAA First Round  
2012 NCAA First Round  
2011 NCAA Second Round  
2010 NCAA First Round  
2009 NIT  
2008 NCAA Second Round  
2007 NCAA First Round  
2006 NIT  
2005 NIT  
2004 NIT

### WAGNER COLLEGE

Assistant Coach, one season  
2002-03

2003 NEC Champion + NCAA First Round



# Gabe MOSS

00

JUNIOR | FORWARD | 6-8 | 218 | POTTSTOWN, PA | THE HILL SCHOOL

## 2023-24

· Missed the season due to injury

## 2022-23

· Missed the season due to injury

## BIO

Graduated from The Hill School in 2022... Attended Twin Valley High School from 2017-2019... Averaged 11.6 points per game as a junior and 12 ppg in the seven games played as a senior... Played AAU for Philly Pride 15-16-17u... Parents are Jason Moss and Laurie Troop... Has three brothers and four sisters... Born in Phoenixville, Pa.

## GAME-BY-GAME

| OPP.           | MIN | FG-A | 3PT-A | FT-A | OR | DR | TR | F | A | TO | BL | S | PTS |
|----------------|-----|------|-------|------|----|----|----|---|---|----|----|---|-----|
| Bucknell       | 6   | 0-1  | 0-0   | 0-2  | 1  | 2  | 3  | 2 | 0 | 0  | 0  | 0 | 0   |
| Robert Morris  |     |      |       |      |    |    |    |   |   |    |    |   |     |
| Iona           |     |      |       |      |    |    |    |   |   |    |    |   |     |
| Bryant         |     |      |       |      |    |    |    |   |   |    |    |   |     |
| Vermont        |     |      |       |      |    |    |    |   |   |    |    |   |     |
| Yale           |     |      |       |      |    |    |    |   |   |    |    |   |     |
| Rider          |     |      |       |      |    |    |    |   |   |    |    |   |     |
| Del. State     |     |      |       |      |    |    |    |   |   |    |    |   |     |
| Duquesne       |     |      |       |      |    |    |    |   |   |    |    |   |     |
| Chestnut Hill  | 13  | 4-5  | 0-0   | 2-2  | 1  | 0  | 1  | 3 | 0 | 1  | 0  | 0 | 10  |
| Misericordia   | 13  | 4-4  | 0-0   | 0-0  | 1  | 2  | 3  | 2 | 0 | 0  | 0  | 0 | 8   |
| Saint Peter's  | 3   | 1-1  | 0-0   | 0-0  | 0  | 0  | 0  | 1 | 0 | 1  | 0  | 0 | 2   |
| St. John's     | 15  | 2-3  | 0-0   | 0-0  | 0  | 0  | 0  | 4 | 0 | 0  | 0  | 0 | 4   |
| Northeastern   | 5   | 1-2  | 0-0   | 0-2  | 0  | 0  | 0  | 0 | 0 | 0  | 0  | 0 | 2   |
| Monmouth       | 12  | 2-3  | 0-0   | 2-3  | 1  | 0  | 1  | 2 | 0 | 1  | 0  | 1 | 6   |
| NC A&T         |     |      |       |      |    |    |    |   |   |    |    |   |     |
| Hampton        |     |      |       |      |    |    |    |   |   |    |    |   |     |
| Stony Brook    |     |      |       |      |    |    |    |   |   |    |    |   |     |
| Elon           |     |      |       |      |    |    |    |   |   |    |    |   |     |
| Hofstra        |     |      |       |      |    |    |    |   |   |    |    |   |     |
| Drexel         |     |      |       |      |    |    |    |   |   |    |    |   |     |
| Towson         |     |      |       |      |    |    |    |   |   |    |    |   |     |
| Monmouth       |     |      |       |      |    |    |    |   |   |    |    |   |     |
| UNCW           |     |      |       |      |    |    |    |   |   |    |    |   |     |
| William & Mary |     |      |       |      |    |    |    |   |   |    |    |   |     |
| Towson         |     |      |       |      |    |    |    |   |   |    |    |   |     |
| Campbell       |     |      |       |      |    |    |    |   |   |    |    |   |     |
| Drexel         |     |      |       |      |    |    |    |   |   |    |    |   |     |
| Hofstra        |     |      |       |      |    |    |    |   |   |    |    |   |     |
| Charleston     |     |      |       |      |    |    |    |   |   |    |    |   |     |
| UNCW           |     |      |       |      |    |    |    |   |   |    |    |   |     |

## MAJOR

Communication

## CAREER HIGHS

### POINTS

10 vs Chestnut Hill 12/10/24

### REBOUNDS

3, twice

### ASSISTS

### BLOCKS

### STEALS

1 vs Monmouth 1/4/25

### FIELD GOALS

4, twice

### FIELD GOAL ATT.

5 vs Chestnut Hill 12/10/24

### 3-POINTS FIELD GOALS

### 3-POINT FIELD GOAL ATT.

### FREE THROWS

2, twice

### FREE THROW ATT.

3 vs Monmouth 1/4/25

|         |      |       | Field Goals |        | 3-Point |          | F-Throws |        | Rebounds |     |     |     |     |       |   |    |     | Scoring |     |     |
|---------|------|-------|-------------|--------|---------|----------|----------|--------|----------|-----|-----|-----|-----|-------|---|----|-----|---------|-----|-----|
| SEASON  | TEAM | GP-GS | MIN/AVG     | FG-FGA | FG%     | 3FG-3FGA | 3FG%     | FT-FTA | FT%      | OFF | DEF | TOT | AVG | PF-FO | A | TO | BLK | STL     | PTS | AVG |
| 2024-25 | UD   | 7-0   | 68/9.7      | 14-19  | .737    | 0-0      | .000     | 4-9    | .444     | 4   | 4   | 8   | 1.1 | 14-0  | 0 | 3  | 0   | 1       | 32  | 4.6 |
| TOTAL   |      | 7-0   | 68/9.7      | 14-19  | .737    | 0-0      | .000     | 4-9    | .444     | 4   | 4   | 8   | 1.1 | 14-0  | 0 | 3  | 0   | 1       | 32  | 4.6 |



# Izaiah PASHA

1

FRESHMAN | GUARD | 6-4 | 190 | HARRISBURG, PA | CARDINAL O'HARA

## BIO

Graduated from Cardinal O'Hara in 2023... Spent a prep year at St. Thomas More School in Oakdale, Connecticut during 2023-24 season... Former three-star recruit by 247 Sports... Previously signed with Iona before reclassifying... Averaged 17.7 points, 7.7 rebounds, 4.3 assists, 1.9 steals, and 1.4 blocks per game as a senior... Scoring total was fifth-best in the Philadelphia Catholic League... All-Philadelphia Catholic League First Team and Pennsylvania Sportswriters Boys' Basketball All-State 4A First Team selection in senior year... Tallied 16.9 points, 6.8 rebounds, and 3.7 assists per game as a junior... Named Pennsylvania Sportswriters Boys' Basketball All-State 4A Second Team selection as a junior... Selected as Delaware Country Player of the Year by Delaware County Times his junior year... Spent first two years of high school at Central Dauphin ... Played AAU for Philly Pride... Son of Melinda Laureano... Born in Philadelphia, Pennsylvania.

## GAME-BY-GAME

| OPP.           | MIN | FG-A | 3PT-A | FT-A | OR | DR | TR | F | A | TO | BL | S | PTS |
|----------------|-----|------|-------|------|----|----|----|---|---|----|----|---|-----|
| Bucknell       | 23  | 1-8  | 0-2   | 1-2  | 0  | 4  | 4  | 1 | 2 | 4  | 2  | 1 | 3   |
| Robert Morris  | 15  | 2-3  | 1-2   | 2-2  | 1  | 2  | 3  | 2 | 3 | 2  | 0  | 0 | 7   |
| Iona           | 27  | 3-10 | 0-4   | 2-2  | 1  | 3  | 4  | 2 | 2 | 2  | 2  | 0 | 8   |
| Bryant         | 13  | 2-7  | 1-2   | 2-2  | 2  | 2  | 4  | 1 | 2 | 1  | 0  | 0 | 7   |
| Vermont        | 30  | 7-9  | 2-2   | 4-4  | 0  | 2  | 2  | 4 | 3 | 6  | 1  | 0 | 20  |
| Yale           | 37  | 6-12 | 0-3   | 5-7  | 2  | 7  | 9  | 2 | 3 | 3  | 1  | 0 | 17  |
| Rider          | 37  | 7-10 | 0-0   | 1-2  | 1  | 5  | 6  | 1 | 3 | 1  | 0  | 1 | 15  |
| Del. State     | 30  | 4-8  | 0-3   | 4-4  | 0  | 4  | 4  | 2 | 4 | 2  | 2  | 0 | 12  |
| Duquesne       | 33  | 4-12 | 0-0   | 2-4  | 2  | 2  | 4  | 1 | 4 | 2  | 1  | 0 | 10  |
| Chestnut Hill  | 26  | 3-4  | 0-0   | 0-0  | 2  | 6  | 8  | 0 | 5 | 2  | 1  | 0 | 6   |
| Misericordia   |     |      |       |      |    |    |    |   |   |    |    |   |     |
| Saint Peter's  | 34  | 5-8  | 1-2   | 2-2  | 0  | 4  | 4  | 4 | 5 | 5  | 0  | 1 | 13  |
| St. John's     | 24  | 5-12 | 0-2   | 0-0  | 0  | 0  | 0  | 4 | 5 | 4  | 0  | 0 | 10  |
| Northeastern   | 35  | 4-8  | 1-2   | 5-6  | 1  | 1  | 2  | 4 | 0 | 5  | 1  | 2 | 14  |
| Monmouth       | 12  | 1-2  | 0-0   | 5-8  | 0  | 1  | 1  | 3 | 1 | 2  | 0  | 0 | 7   |
| NC A&T         |     |      |       |      |    |    |    |   |   |    |    |   |     |
| Hampton        |     |      |       |      |    |    |    |   |   |    |    |   |     |
| Stony Brook    |     |      |       |      |    |    |    |   |   |    |    |   |     |
| Elon           |     |      |       |      |    |    |    |   |   |    |    |   |     |
| Hofstra        |     |      |       |      |    |    |    |   |   |    |    |   |     |
| Drexel         |     |      |       |      |    |    |    |   |   |    |    |   |     |
| Towson         |     |      |       |      |    |    |    |   |   |    |    |   |     |
| Monmouth       |     |      |       |      |    |    |    |   |   |    |    |   |     |
| UNCW           |     |      |       |      |    |    |    |   |   |    |    |   |     |
| William & Mary |     |      |       |      |    |    |    |   |   |    |    |   |     |
| Towson         |     |      |       |      |    |    |    |   |   |    |    |   |     |
| Campbell       |     |      |       |      |    |    |    |   |   |    |    |   |     |
| Drexel         |     |      |       |      |    |    |    |   |   |    |    |   |     |
| Hofstra        |     |      |       |      |    |    |    |   |   |    |    |   |     |
| Charleston     |     |      |       |      |    |    |    |   |   |    |    |   |     |
| UNCW           |     |      |       |      |    |    |    |   |   |    |    |   |     |

## MAJOR

University Studies

## CAREER HIGHS

### POINTS

20 vs Vermont 11/23/24

### REBOUNDS

9 vs Yale 11/24/24

### ASSISTS

5, three times

### BLOCKS

2, three times

### STEALS

2 at Northeastern 1/2/25

### FIELD GOALS

7, twice

### FIELD GOAL ATT.

12, three times

### 3-POINTS FIELD GOALS

2 vs Vermont 11/23/24

### 3-POINT FIELD GOAL ATT.

4 at Iona 11/12/24

### FREE THROWS

5, three times

### FREE THROW ATT.

8 vs Monmouth 1/4/25

|         |      |       |          | Field Goals |      | 3-Point  |      | F-Throws |      | Rebounds |     |     |     |       |    |    |     |     | Scoring |      |
|---------|------|-------|----------|-------------|------|----------|------|----------|------|----------|-----|-----|-----|-------|----|----|-----|-----|---------|------|
| SEASON  | TEAM | GP-GS | MIN/AVG  | FG-FGA      | FG%  | 3FG-3FGA | 3FG% | FT-FTA   | FT%  | OFF      | DEF | TOT | AVG | PF-FO | A  | TO | BLK | STL | PTS     | AVG  |
| 2024-25 | UD   | 14-13 | 377/26.9 | 54-113      | .478 | 6-24     | .250 | 35-45    | .778 | 12       | 43  | 55  | 3.9 | 31-0  | 42 | 41 | 11  | 5   | 149     | 10.6 |
| TOTAL   |      | 14-13 | 377/26.9 | 54-113      | .478 | 6-24     | .250 | 35-45    | .778 | 12       | 43  | 55  | 3.9 | 31-0  | 42 | 41 | 11  | 5   | 149     | 10.6 |



# John CAMDEN

2

SENIOR | FORWARD | 6-8 | 220 | DOWNINGTOWN, PA | BREWSTER ACADEMY | VIRGINIA TECH/MEMPHIS

## HONORS AND AWARD

All-ACC Academic Team (2022-23)

## 2023-24 AT VIRGINIA TECH

- Appeared in 14 games
- Dropped a season-best nine points against Auburn
- Shot over 40-percent from long range on five occasions

## 2022-23 AT VIRGINIA TECH

- All-ACC Academic Team
- Played in 23 games, averaging eight minutes per contest
- Scored season-high eight points against Syracuse

## 2021-22 AT MEMPHIS

- Appeared in one game before missing the season due to injury

## BIO

Graduated from Brewster Academy in 2021... Spent one season at Brewster after playing first three years at Archbishop Carroll... Averaged 15.8 points per game junior season... Born in Richmond, Virginia... Son of Tex and Susan Camden... Has three sisters, one played lacrosse at Ohio State, one played lacrosse at Drexel, one played basketball at Penn State and Richmond.

## GAME-BY-GAME

| OPP.           | MIN | FG-A  | 3PT-A | FT-A | OR | DR | TR | F | A | TO | BL | S | PTS |
|----------------|-----|-------|-------|------|----|----|----|---|---|----|----|---|-----|
| Bucknell       | 28  | 8-15  | 2-5   | 1-2  | 3  | 0  | 3  | 5 | 1 | 3  | 2  | 1 | 19  |
| Robert Morris  | 24  | 1-6   | 1-4   | 6-8  | 0  | 3  | 3  | 3 | 0 | 1  | 1  | 0 | 9   |
| Iona           | 22  | 3-9   | 2-4   | 0-1  | 2  | 3  | 5  | 2 | 1 | 0  | 0  | 0 | 8   |
| Bryant         | 34  | 10-16 | 4-6   | 3-3  | 2  | 3  | 5  | 0 | 0 | 0  | 2  | 2 | 27  |
| Vermont        | 32  | 4-10  | 2-6   | 9-9  | 0  | 1  | 1  | 1 | 3 | 0  | 0  | 1 | 19  |
| Yale           | 38  | 9-15  | 7-11  | 5-5  | 1  | 7  | 8  | 2 | 2 | 1  | 0  | 0 | 30  |
| Rider          | 34  | 5-12  | 1-4   | 1-3  | 1  | 6  | 7  | 0 | 0 | 0  | 0  | 0 | 12  |
| Del. State     | 29  | 5-8   | 3-4   | 0-0  | 0  | 6  | 6  | 1 | 4 | 3  | 0  | 2 | 13  |
| Duquesne       | 33  | 2-10  | 0-6   | 5-6  | 1  | 4  | 5  | 3 | 3 | 2  | 0  | 2 | 9   |
| Chestnut Hill  | 26  | 2-11  | 1-7   | 1-2  | 1  | 7  | 8  | 0 | 2 | 0  | 0  | 1 | 6   |
| Misericordia   | 28  | 4-8   | 1-5   | 5-5  | 0  | 5  | 5  | 2 | 2 | 1  | 0  | 3 | 14  |
| Saint Peter's  | 36  | 2-10  | 2-8   | 7-12 | 1  | 2  | 3  | 1 | 3 | 0  | 0  | 0 | 13  |
| St. John's     | 40  | 13-18 | 9-11  | 0-0  | 0  | 4  | 4  | 1 | 4 | 2  | 0  | 3 | 35  |
| Northeastern   | 39  | 6-10  | 4-7   | 5-6  | 1  | 7  | 8  | 1 | 3 | 1  | 0  | 0 | 21  |
| Monmouth       | 34  | 5-8   | 2-5   | 3-5  | 1  | 7  | 8  | 2 | 7 | 2  | 0  | 1 | 15  |
| NC A&T         |     |       |       |      |    |    |    |   |   |    |    |   |     |
| Hampton        |     |       |       |      |    |    |    |   |   |    |    |   |     |
| Stony Brook    |     |       |       |      |    |    |    |   |   |    |    |   |     |
| Elon           |     |       |       |      |    |    |    |   |   |    |    |   |     |
| Hofstra        |     |       |       |      |    |    |    |   |   |    |    |   |     |
| Drexel         |     |       |       |      |    |    |    |   |   |    |    |   |     |
| Towson         |     |       |       |      |    |    |    |   |   |    |    |   |     |
| Monmouth       |     |       |       |      |    |    |    |   |   |    |    |   |     |
| UNCW           |     |       |       |      |    |    |    |   |   |    |    |   |     |
| William & Mary |     |       |       |      |    |    |    |   |   |    |    |   |     |
| Towson         |     |       |       |      |    |    |    |   |   |    |    |   |     |
| Campbell       |     |       |       |      |    |    |    |   |   |    |    |   |     |
| Drexel         |     |       |       |      |    |    |    |   |   |    |    |   |     |
| Hofstra        |     |       |       |      |    |    |    |   |   |    |    |   |     |
| Charleston     |     |       |       |      |    |    |    |   |   |    |    |   |     |
| UNCW           |     |       |       |      |    |    |    |   |   |    |    |   |     |

## MAJOR

Business Management

## CAREER HIGHS

### POINTS

35 at St. John's 12/28/24

### REBOUNDS

8, four times

### ASSISTS

7 vs Monmouth 1/4/25

### BLOCKS

2, twice

### STEALS

3, twice

### FIELD GOALS

13 at St. John's 12/28/24

### FIELD GOAL ATT.

18 at St. John's 12/28/24

### 3-POINT FIELD GOALS

9 at St. John's 12/28/24

### 3-POINT FIELD GOAL ATT.

11, twice

### FREE THROWS

9 vs Vermont 11/23/24

### FREE THROW ATT.

12 at Saint Peter's 12/20/24

## SEASON HIGHS

### POINTS

35 at St. John's 12/28/24

### REBOUNDS

8, four times

### ASSISTS

7 vs Monmouth 1/4/25

### BLOCKS

2, twice

### STEALS

3, twice

### FIELD GOALS

13 at St. John's 12/28/24

### FIELD GOAL ATT.

18 at St. John's 12/28/24

### 3-POINT FIELD GOALS

9 at St. John's 12/28/24

### 3-POINT FIELD GOAL ATT.

11, twice

### FREE THROWS

9 vs Vermont 11/23/24

### FREE THROW ATT.

12 at Saint Peter's 12/20/24

### MINUTES PLAYED

40 at St. John's 12/28/24

|              |      |       |          | Field Goals |      | 3-Point  |      | F-Throws |      | Rebounds |     |     |     |       |    |    |     |     | Scoring |      |
|--------------|------|-------|----------|-------------|------|----------|------|----------|------|----------|-----|-----|-----|-------|----|----|-----|-----|---------|------|
| SEASON       | TEAM | GP-GS | MIN/AVG  | FG-FGA      | FG%  | 3FG-3FGA | 3FG% | FT-FTA   | FT%  | OFF      | DEF | TOT | AVG | PF-FO | A  | TO | BLK | STL | PTS     | AVG  |
| 2021-22      | Mem  | 1-0   | 2/1.7    | 0-0         | .000 | 0-0      | .000 | 0-0      | .000 | 0        | 1   | 1   | 1.0 | 0-0   | 0  | 0  | 0   | 0   | 0       | 0.0  |
| 2022-23      | VT   | 23-0  | 183/8.0  | 9-36        | .250 | 6-26     | .231 | 5-9      | .556 | 6        | 16  | 22  | 1.0 | 17-0  | 4  | 2  | 2   | 0   | 29      | 1.3  |
| 2023-24      | VT   | 14-0  | 63/4.5   | 7-19        | .368 | 7-15     | .467 | 5-7      | .714 | 4        | 10  | 14  | 1.0 | 5-0   | 2  | 6  | 0   | 1   | 26      | 1.9  |
| 2024-25      | UD   | 15-15 | 479/31.9 | 79-166      | .476 | 41-93    | .441 | 51-67    | .761 | 14       | 65  | 79  | 5.3 | 24-1  | 35 | 16 | 5   | 16  | 250     | 16.7 |
| TOTAL FOR UD |      | 15-15 | 479/31.9 | 79-166      | .476 | 41-93    | .441 | 51-67    | .761 | 14       | 65  | 79  | 5.3 | 24-1  | 35 | 16 | 5   | 16  | 250     | 16.7 |
| TOTAL        |      | 53-15 | 727/13.7 | 95-221      | .430 | 54-134   | .403 | 61-83    | .735 | 24       | 92  | 116 | 2.2 | 46-1  | 41 | 24 | 7   | 17  | 305     | 5.8  |



# Cavan REILLY

3

JUNIOR | GUARD | 6-4 | 188 | LOVETTSVILLE, VA | BISHOP O'CONNELL

## AWARDS AND HONORS

- Holds the program record for three-point field goal percentage by a rookie (45.3)

## 2023-24

- Played in 32 games, making 30 starts averaging 29.4 minutes per game on 39.4% from the field and 37.8% on threes
- Averaged 9.2 points, 2.2 assists, and 1.3 steals per game
- Reached double figures points 14 times
- Led the team in steals per game
- Finished the season tied for second on the team in free throw percentage
- Scored 24 points, including six threes against UNC Greensboro at the Baha Mar Hoops Nassau Championship
- Ranked ninth in the CAA with 70 3PM

## 2022-23

- Appeared in 29 games
- Averaged 5.4 points per game on a 43.3 percent shooting percentage
- Made 34 out of 75 three-point attempts
- Set the single season program record for three-point percentage by a freshman (45.3 percent)

## BIO

Graduated from Bishop O'Connell in 2022... Attended Middleburg Academy from 2018-2020 and Bishop O'Connell from 2020-2022... Four-year letterman and three-year starter... Tallied 12.4 points per game as a senior while shooting 41 percent from deep and 87 percent at the line... 2022 McDonald's All-American Games nominee... Tarkanian Classic Platinum All-Circuit Team... Beach Ball Classic All-Tournament Team... All-WCAC Honorable Mention... Also played golf in high school... Played AAU for DC Premier 15u, 16u, 17u... Son of Terry and Denise Reilly... Has two sisters, Chloe and Lilly, and one brother, Logan... Born in Leesburg, Virginia

## GAME-BY-GAME

| OPP.           | MIN | FG-A | 3PT-A | FT-A | OR | DR | TR | F | A | TO | BL | S | PTS           |
|----------------|-----|------|-------|------|----|----|----|---|---|----|----|---|---------------|
| Bucknell       | 28  | 2-6  | 1-5   | 1-2  | 0  | 0  | 0  | 3 | 1 | 0  | 0  | 0 | 6             |
| Robert Morris  | 26  | 3-4  | 1-2   | 3-4  | 0  | 4  | 4  | 2 | 0 | 0  | 1  | 1 | 10            |
| Iona           | 22  | 3-9  | 2-4   | 0-1  | 2  | 3  | 5  | 2 | 1 | 0  | 0  | 0 | 8             |
| Bryant         | 34  | 7-12 | 1-3   | 0-1  | 2  | 0  | 2  | 2 | 3 | 1  | 0  | 2 | 15            |
| Vermont        | 33  | 6-9  | 2-5   | 4-6  | 0  | 4  | 4  | 1 | 1 | 2  | 0  | 0 | 18            |
| Yale           | 35  | 5-10 | 5-10  | 8-8  | 0  | 1  | 1  | 4 | 3 | 1  | 0  | 0 | 23            |
| Rider          | 37  | 6-12 | 4-10  | 2-2  | 0  | 3  | 3  | 0 | 4 | 1  | 0  | 0 | 18            |
| Del. State     | 32  | 7-11 | 5-7   | 1-1  | 0  | 5  | 5  | 3 | 1 | 2  | 0  | 1 | 20            |
| Duquesne       | 30  | 3-6  | 2-5   | 0-0  | 2  | 1  | 3  | 4 | 1 | 2  | 0  | 0 | 8             |
| Chestnut Hill  | 29  | 3-8  | 1-5   | 0-0  | 0  | 4  | 4  | 2 | 1 | 4  | 0  | 3 | 7             |
| Misericordia   | 33  | 3-10 | 3-9   | 2-2  | 3  | 1  | 4  | 0 | 3 | 2  | 0  | 0 | 11            |
| Saint Peter's  | 31  | 3-7  | 2-6   | 2-2  | 0  | 2  | 2  | 2 | 0 | 0  | 0  | 0 | 10            |
| St. John's     | 34  | 1-8  | 0-5   | 0-0  | 1  | 5  | 6  | 1 | 0 | 2  | 0  | 2 | 2             |
| Northeastern   |     |      |       |      |    |    |    |   |   |    |    |   | DNP - Illness |
| Monmouth       |     |      |       |      |    |    |    |   |   |    |    |   | DNP - Illness |
| NC A&T         |     |      |       |      |    |    |    |   |   |    |    |   |               |
| Hampton        |     |      |       |      |    |    |    |   |   |    |    |   |               |
| Stony Brook    |     |      |       |      |    |    |    |   |   |    |    |   |               |
| Elon           |     |      |       |      |    |    |    |   |   |    |    |   |               |
| Hofstra        |     |      |       |      |    |    |    |   |   |    |    |   |               |
| Drexel         |     |      |       |      |    |    |    |   |   |    |    |   |               |
| Towson         |     |      |       |      |    |    |    |   |   |    |    |   |               |
| Monmouth       |     |      |       |      |    |    |    |   |   |    |    |   |               |
| UNCW           |     |      |       |      |    |    |    |   |   |    |    |   |               |
| William & Mary |     |      |       |      |    |    |    |   |   |    |    |   |               |
| Towson         |     |      |       |      |    |    |    |   |   |    |    |   |               |
| Campbell       |     |      |       |      |    |    |    |   |   |    |    |   |               |
| Drexel         |     |      |       |      |    |    |    |   |   |    |    |   |               |
| Hofstra        |     |      |       |      |    |    |    |   |   |    |    |   |               |
| Charleston     |     |      |       |      |    |    |    |   |   |    |    |   |               |
| UNCW           |     |      |       |      |    |    |    |   |   |    |    |   |               |

## MAJOR

Sport Management

## CAREER HIGHS

### POINTS

24 vs UNCG 11/25/23

### REBOUNDS

6, three times

### ASSISTS

4 at Rider 11/30/24

### BLOCKS

1, 10 times

### STEALS

4, twice

### FIELD GOALS

7, three times

### FIELD GOAL ATT.

13, twice

### 3-POINT FIELD GOALS

6 vs UNCG 11/25/23

### 3-POINT FIELD GOAL ATT.

11 vs UNCG 11/25/23

### FREE THROWS

8 vs Yale 11/24/24

### FREE THROW ATT.

8 vs Yale 11/24/24

## SEASON HIGHS

### POINTS

23 vs Yale 11/24/24

### REBOUNDS

6, twice

### ASSISTS

4 at Rider 11/30/24

### BLOCKS

1 vs Robert Morris 11/7/24

### STEALS

3 vs Chestnut Hill 12/10/24

### FIELD GOALS

7, twice

### FIELD GOAL ATT.

12 vs Bryant 11/18/24

### 3-POINT FIELD GOALS

5, twice

### 3-POINT FIELD GOAL ATT.

10, twice

### FREE THROWS

8 vs Yale 11/24/24

### FREE THROW ATT.

8 vs Yale 11/24/24

### MINUTES PLAYED

37 at Rider 11/30/24

|         |      | Field Goals |           | 3-Point |      | F-Throws |      | Rebounds |      |     |     | Scoring |     |       |                      |
|---------|------|-------------|-----------|---------|------|----------|------|----------|------|-----|-----|---------|-----|-------|----------------------|
| SEASON  | TEAM | GP-GS       | MIN/AVG   | FG-FGA  | FG%  | 3FG-3FGA | 3FG% | FT-FTA   | FT%  | OFF | DEF | TOT     | AVG | PF-FO | A TO BLK STL PTS AVG |
| 2022-23 | UD   | 29-0        | 500/17.2  | 52-120  | .433 | 34-75    | .453 | 20-24    | .833 | 8   | 28  | 36      | 1.2 | 37-1  | 15 19 3 8 158 5.4    |
| 2023-24 | UD   | 32-30       | 942/29.4  | 99-251  | .394 | 70-185   | .378 | 27-34    | .794 | 12  | 58  | 70      | 2.2 | 57-0  | 30 35 5 40 295 9.2   |
| 2024-25 | UD   | 13-13       | 406/31.3  | 51-109  | .468 | 28-76    | .368 | 27-32    | .844 | 10  | 34  | 44      | 3.4 | 26-0  | 18 19 2 9 157 12.1   |
| TOTAL   |      | 74-43       | 1848/25.0 | 202-480 | .421 | 132-336  | .393 | 74-90    | .822 | 30  | 120 | 150     | 2.0 | 120-1 | 63 73 10 57 610 8.2  |



# Niels LANE

4

**SENIOR | GUARD | 6-5 | 215 | FREEHOLD, NJ | ROSELLE CATHOLIC | FLORIDA**

## MAJOR

Communication

## CAREER HIGHS

### POINTS

22 vs NC A&amp;T 1/25/24

### REBOUNDS

9 vs Texas A&amp;M 3/10/22

### ASSISTS

9 vs Misericordia 12/17/24

### BLOCKS

2, five times

### STEALS

5 vs Misericordia 12/17/24

### FIELD GOALS

8, four times

### FIELD GOAL ATT.

15 at Northeastern 1/2/25

### 3-POINT FIELD GOALS

4 vs NC A&amp;T 1/25/24

### 3-POINT FIELD GOAL ATT.

5 vs NC A&amp;T 1/25/24

### FREE THROWS

9 vs Bryant 11/18/24

### FREE THROW ATT.

10 vs Bryant 11/18/24

## SEASON HIGHS

### POINTS

20, twice

### REBOUNDS

7, twice

### ASSISTS

9 vs Misericordia 12/17/24

### BLOCKS

2, three times

### STEALS

5 vs Misericordia 12/17/24

### FIELD GOALS

8, three times

### FIELD GOAL ATT.

15 at Northeastern 1/2/25

### 3-POINT FIELD GOALS

2, four times

### 3-POINT FIELD GOAL ATT.

3, four times

### FREE THROWS

9 vs Bryant 11/18/24

### FREE THROW ATT.

10 vs Bryant 11/18/24

### MINUTES PLAYED

36 at Northeastern 1/2/25

## 2023-24

- Played in 33 games, starting all of them averaging 29.4 minutes per game on 51.4% from the field
- Averaged 9.7 points, 3.0 rebounds, and 1.6 assists per game
- Scored in double figures 15 times
- Scored a season high 22 points and four 3PM against North Carolina A&T
- Finished the season tied for second on the team in field goal percentage

## 2022-23 AT FLORIDA

- Averaged 2.4 points and 1.2 rebounds in 14 games played.
- Scored a season-high eight points vs. Kentucky, shooting 3-for-6 from the field and 2-for-2 from the free throw line

## 2021-22 AT FLORIDA

- Averaged 3.0 points and 2.0 rebounds per game, making 21 appearances with three starts
- Best game came in the 2022 SEC Tournament with career highs of 16 points and nine rebounds against Texas A&M
- Made his first career start in the win vs. Ole Miss, playing a career-high 29 minutes

## 2020-21 AT FLORIDA

- Recorded 15 points, 10 rebounds, four assists, two steals, and one blocked shot in 14 appearances
- Had six points and five rebounds in a season high 18 minutes against #6 Tennessee
- Also posted six points in the win vs. Stetson

## BIO

Graduated from Roselle Catholic in Roselle, N.J. in 2020... Tallied over 1,000 career points and was a 2019 State Champion... Aided the team to a 22-7 record in his senior season to earn a spot in the state championship game, which was cancelled due to COVID-19... Posted one career triple-double with 16 points, 10 rebounds, and 10 assists... Son of Rod and Kim Lane... Parents played basketball at then DI Armstrong State... During middle school, he was a nationally-ranked fencer

## GAME-BY-GAME

| OPP.           | MIN                    | FG-A | 3PT-A | FT-A | OR | DR | TR | F | A | TO | BL | S | PTS |
|----------------|------------------------|------|-------|------|----|----|----|---|---|----|----|---|-----|
| Bucknell       | 34                     | 6-9  | 2-3   | 2-2  | 0  | 5  | 5  | 2 | 1 | 2  | 0  | 0 | 16  |
| Robert Morris  | 31                     | 8-12 | 0-0   | 3-6  | 0  | 7  | 7  | 2 | 1 | 3  | 1  | 3 | 19  |
| Iona           | 34                     | 5-9  | 2-3   | 2-2  | 1  | 5  | 6  | 3 | 1 | 5  | 1  | 4 | 14  |
| Bryant         | 24                     | 2-8  | 0-1   | 9-10 | 0  | 4  | 4  | 3 | 1 | 3  | 1  | 2 | 13  |
| Vermont        | 32                     | 3-10 | 1-3   | 0-0  | 0  | 1  | 1  | 2 | 1 | 4  | 0  | 1 | 7   |
| Yale           | DNP - Coach's Decision |      |       |      |    |    |    |   |   |    |    |   |     |
| Rider          | 19                     | 1-5  | 1-2   | 2-2  | 1  | 4  | 5  | 3 | 1 | 2  | 1  | 1 | 5   |
| Del. State     | 21                     | 3-6  | 1-2   | 5-8  | 0  | 1  | 1  | 2 | 1 | 1  | 1  | 0 | 12  |
| Duquesne       | 25                     | 8-10 | 2-3   | 2-3  | 0  | 4  | 4  | 3 | 1 | 2  | 1  | 0 | 20  |
| Chestnut Hill  | 30                     | 4-9  | 1-2   | 4-4  | 2  | 5  | 7  | 1 | 6 | 3  | 2  | 0 | 13  |
| Misericordia   | 34                     | 5-11 | 2-4   | 0-0  | 1  | 4  | 5  | 2 | 9 | 6  | 2  | 5 | 12  |
| Saint Peter's  | 34                     | 8-13 | 1-2   | 3-4  | 2  | 2  | 4  | 0 | 1 | 1  | 2  | 1 | 20  |
| St. John's     | 25                     | 6-11 | 0-2   | 2-2  | 1  | 1  | 2  | 2 | 1 | 3  | 0  | 0 | 14  |
| Northeastern   | 36                     | 7-15 | 0-2   | 0-1  | 1  | 3  | 4  | 4 | 0 | 0  | 0  | 3 | 14  |
| Monmouth       | 34                     | 7-14 | 1-2   | 2-2  | 0  | 2  | 2  | 4 | 2 | 3  | 0  | 1 | 17  |
| NC A&T         |                        |      |       |      |    |    |    |   |   |    |    |   |     |
| Hampton        |                        |      |       |      |    |    |    |   |   |    |    |   |     |
| Stony Brook    |                        |      |       |      |    |    |    |   |   |    |    |   |     |
| Elon           |                        |      |       |      |    |    |    |   |   |    |    |   |     |
| Hofstra        |                        |      |       |      |    |    |    |   |   |    |    |   |     |
| Drexel         |                        |      |       |      |    |    |    |   |   |    |    |   |     |
| Towson         |                        |      |       |      |    |    |    |   |   |    |    |   |     |
| Monmouth       |                        |      |       |      |    |    |    |   |   |    |    |   |     |
| UNCW           |                        |      |       |      |    |    |    |   |   |    |    |   |     |
| William & Mary |                        |      |       |      |    |    |    |   |   |    |    |   |     |
| Towson         |                        |      |       |      |    |    |    |   |   |    |    |   |     |
| Campbell       |                        |      |       |      |    |    |    |   |   |    |    |   |     |
| Drexel         |                        |      |       |      |    |    |    |   |   |    |    |   |     |
| Hofstra        |                        |      |       |      |    |    |    |   |   |    |    |   |     |
| Charleston     |                        |      |       |      |    |    |    |   |   |    |    |   |     |
| UNCW           |                        |      |       |      |    |    |    |   |   |    |    |   |     |

|              |      |       |           | Field Goals |      | 3-Point  |      | F-Throws |      | Rebounds |     |     |     |       |    |     |     |     |     | Scoring |  |
|--------------|------|-------|-----------|-------------|------|----------|------|----------|------|----------|-----|-----|-----|-------|----|-----|-----|-----|-----|---------|--|
| SEASON       | TEAM | GP-GS | MIN/AVG   | FG-FGA      | FG%  | 3FG-3FGA | 3FG% | FT-FTA   | FT%  | OFF      | DEF | TOT | AVG | PF-FO | A  | TO  | BLK | STL | PTS | AVG     |  |
| 2020-21      | UF   | 14-0  | 81/5.8    | 5-19        | .263 | 0-7      | .000 | 5-6      | .833 | 2        | 8   | 10  | 0.7 | 6-0   | 4  | 0   | 1   | 2   | 15  | 1.1     |  |
| 2021-22      | UF   | 21-3  | 321/15.3  | 24-45       | .533 | 1-6      | .167 | 14-20    | .700 | 13       | 28  | 41  | 2.0 | 30-0  | 10 | 15  | 7   | 7   | 63  | 3.0     |  |
| 2022-23      | UF   | 14-0  | 123/8.8   | 14-32       | .438 | 0-1      | .000 | 5-12     | .417 | 8        | 9   | 17  | 1.2 | 20-1  | 3  | 6   | 2   | 5   | 33  | 2.4     |  |
| 2023-24      | UD   | 33-33 | 860/26.1  | 127-247     | .514 | 12-42    | .286 | 53-69    | .768 | 24       | 76  | 100 | 3.0 | 80-2  | 53 | 46  | 8   | 22  | 319 | 9.7     |  |
| 2024-25      | UD   | 14-11 | 413/29.5  | 73-142      | .514 | 14-31    | .452 | 36-46    | .783 | 9        | 48  | 57  | 4.1 | 33-0  | 27 | 38  | 12  | 21  | 196 | 14.0    |  |
| TOTAL FOR UD |      | 47-44 | 1274/27.1 | 200-389     | .514 | 26-73    | .356 | 89-115   | .774 | 33       | 124 | 157 | 3.3 | 113-2 | 80 | 84  | 20  | 43  | 515 | 11.0    |  |
| TOTAL        |      | 96-47 | 1798/18.7 | 243-485     | .501 | 27-87    | .310 | 113-153  | .739 | 56       | 169 | 225 | 2.3 | 169-3 | 97 | 105 | 30  | 57  | 626 | 6.5     |  |



# Macon EMORY

5

FRESHMAN | FORWARD | 6-8 | 185 | DEVON, PA | PERKIOMEN

## BIO

Graduated from Perkiomen School in 2024... Two-year starter in basketball... Four-time state champion... Was a captain his senior year... Also ran track... Started his high school career at Conestoga before he transferred to the Blue Ridge School in Virginia... During his junior campaign at Perkiomen, he averaged 9.0 points, and 6.0 rebounds per game while shooting 36 percent from long range... Earned Third Team All-State honors as a junior en route to the Panthers first-ever PAISAA championship. Son of Andrew and Rebecca Emory... Both parents played four years of basketball at William & Mary... Has two brothers, Jackson and Houston... Houston is a teammate on the men's basketball team... Played with Houston and Blue Hen teammate, Kobe Jerome at Blue Ridge.

## MAJOR

University Studies

## CAREER HIGHS

### POINTS

11 vs Monmouth 1/4/25

### REBOUNDS

8 vs Monmouth 1/4/25

### ASSISTS

2, three times

### BLOCKS

3 vs Misericordia 12/17/24

### STEALS

2 at Iona 11/12/24

### FIELD GOALS

4, twice

### FIELD GOAL ATT.

9, twice

### 3-POINTS FIELD GOALS

3 vs Monmouth 1/4/25

### 3-POINT FIELD GOAL ATT.

6, twice

### FREE THROWS

3 at Saint Peter's 12/20/24

### FREE THROW ATT.

3 at Saint Peter's 12/20/24

## GAME-BY-GAME

| OPP.           | MIN | FG-A | 3PT-A | FT-A | OR | DR | TR | F | A | TO | BL | S | PTS |
|----------------|-----|------|-------|------|----|----|----|---|---|----|----|---|-----|
| Bucknell       |     |      |       |      |    |    |    |   |   |    |    |   |     |
| Robert Morris  | 9   | 0-2  | 0-1   | 0-0  | 0  | 0  | 0  | 1 | 0 | 0  | 0  | 0 | 0   |
| Iona           | 10  | 1-3  | 0-1   | 1-2  | 2  | 1  | 3  | 1 | 0 | 1  | 0  | 2 | 3   |
| Bryant         | 22  | 2-7  | 0-3   | 0-0  | 2  | 1  | 3  | 2 | 2 | 2  | 0  | 1 | 4   |
| Vermont        | 16  | 0-1  | 0-1   | 0-0  | 0  | 5  | 5  | 4 | 0 | 0  | 1  | 0 | 0   |
| Yale           |     |      |       |      |    |    |    |   |   |    |    |   |     |
| Rider          | 7   | 0-1  | 0-1   | 0-0  | 0  | 0  | 0  | 0 | 0 | 0  | 0  | 0 | 0   |
| Del. State     | 12  | 0-2  | 0-2   | 0-0  | 0  | 2  | 2  | 2 | 2 | 0  | 1  | 0 | 0   |
| Duquesne       | 8   | 0-2  | 0-1   | 0-0  | 1  | 1  | 2  | 3 | 0 | 0  | 1  | 0 | 0   |
| Chestnut Hill  | 16  | 4-9  | 2-6   | 0-0  | 2  | 4  | 6  | 0 | 0 | 1  | 2  | 0 | 10  |
| Misericordia   | 18  | 1-5  | 1-5   | 2-2  | 0  | 3  | 3  | 3 | 2 | 0  | 3  | 1 | 5   |
| Saint Peter's  | 16  | 1-2  | 0-0   | 3-3  | 1  | 2  | 3  | 5 | 0 | 0  | 0  | 0 | 5   |
| St. John's     | 11  | 0-1  | 0-0   | 0-0  | 0  | 1  | 1  | 0 | 0 | 1  | 0  | 0 | 0   |
| Northeastern   | 7   | 0-0  | 0-0   | 0-0  | 0  | 3  | 3  | 2 | 0 | 0  | 0  | 0 | 0   |
| Monmouth       | 28  | 4-9  | 3-6   | 0-0  | 4  | 4  | 8  | 3 | 0 | 1  | 2  | 1 | 11  |
| NC A&T         |     |      |       |      |    |    |    |   |   |    |    |   |     |
| Hampton        |     |      |       |      |    |    |    |   |   |    |    |   |     |
| Stony Brook    |     |      |       |      |    |    |    |   |   |    |    |   |     |
| Elon           |     |      |       |      |    |    |    |   |   |    |    |   |     |
| Hofstra        |     |      |       |      |    |    |    |   |   |    |    |   |     |
| Drexel         |     |      |       |      |    |    |    |   |   |    |    |   |     |
| Towson         |     |      |       |      |    |    |    |   |   |    |    |   |     |
| Monmouth       |     |      |       |      |    |    |    |   |   |    |    |   |     |
| UNCW           |     |      |       |      |    |    |    |   |   |    |    |   |     |
| William & Mary |     |      |       |      |    |    |    |   |   |    |    |   |     |
| Towson         |     |      |       |      |    |    |    |   |   |    |    |   |     |
| Campbell       |     |      |       |      |    |    |    |   |   |    |    |   |     |
| Drexel         |     |      |       |      |    |    |    |   |   |    |    |   |     |
| Hofstra        |     |      |       |      |    |    |    |   |   |    |    |   |     |
| Charleston     |     |      |       |      |    |    |    |   |   |    |    |   |     |
| UNCW           |     |      |       |      |    |    |    |   |   |    |    |   |     |

|         |      |       |          | Field Goals |      | 3-Point  |      | F-Throws |      | Rebounds |     |     |     |       |   |    |     |     | Scoring |     |
|---------|------|-------|----------|-------------|------|----------|------|----------|------|----------|-----|-----|-----|-------|---|----|-----|-----|---------|-----|
| SEASON  | TEAM | GP-GS | MIN/AVG  | FG-FGA      | FG%  | 3FG-3FGA | 3FG% | FT-FTA   | FT%  | OFF      | DEF | TOT | AVG | PF-FO | A | TO | BLK | STL | PTS     | AVG |
| 2024-25 | UD   | 13-1  | 180/13.9 | 13-44       | .295 | 6-27     | .222 | 6-7      | .857 | 12       | 27  | 39  | 3.0 | 26-1  | 6 | 6  | 10  | 5   | 38      | 2.9 |
| TOTAL   |      | 13-1  | 180/13.9 | 13-44       | .295 | 6-27     | .222 | 6-7      | .857 | 12       | 27  | 39  | 3.0 | 26-1  | 6 | 6  | 10  | 5   | 38      | 2.9 |



# Tahron ALLEN

7

SENIOR | GUARD | 6-5 | 200 | BROOKLYN, NY | BROOKLYN COLLEGIATE | WAGNER/MONMOUTH

## HONORS AND AWARDS

- 2024 NEC Champion
- 2024 NEC Tournament MVP
- CAA Commissioner's Spring Honor Roll (2023)

## MAJOR

Communication

## CAREER HIGHS

### POINTS

23 at NC A&amp;T 1/28/23

### REBOUNDS

12 vs Molloy 11/9/23

### ASSISTS

5 vs Delaware St 12/4/24

### BLOCKS

2, twice

### STEALS

6 at Stony Brook 2/8/23

### FIELD GOALS

10 at Sacred Heart 3/6/24

### FIELD GOAL ATT.

20 at Sacred Heart 3/6/24

### 3-POINT FIELD GOALS

3, four times

### 3-POINT FIELD GOAL ATT.

4, six times

### FREE THROWS

7 at Hampton 2/23/23

### FREE THROW ATT.

11 at Hampton 2/23/23

## SEASON HIGHS

### POINTS

14 at Iona 11/12/24

### REBOUNDS

3, twice

### ASSISTS

5 vs Delaware St 12/3/24

### BLOCKS

1 vs Yale 11/24/24

### STEALS

3, twice

### FIELD GOALS

6 at Iona 11/12/24

### FIELD GOAL ATT.

11 at Iona 11/12/24

### 3-POINT FIELD GOALS

3 vs Delaware St 12/3/24

### 3-POINT FIELD GOAL ATT.

4 vs Delaware St 12/3/24

### FREE THROWS

2, twice

### FREE THROW ATT.

3 vs Yale 11/24/24

### MINUTES PLAYED

24 vs Yale 11/24/24

## 2023-24 AT WAGNER

- NEC Champion
- NEC Tournament MVP
- Played in 32 games with 24 starts
- Tallied 10.5 points, 5.1 rebounds, while shooting 40.5 percent overall and 44.1 percent from deep
- Posted 17 double-digit scoring games, including three 20-point outings and two double-doubles

## 2022-23 AT MONMOUTH

- Named to CAA Spring Commissioner's Honor Roll
- Played in 33 games, making 26 starts
- Averaged 8.0 points and 2.1 rebounds per game
- Registered 11 double-digit scoring outings

## 2021-22 AT MONMOUTH

- Played 19 games as a freshman
- Made collegiate debut against Lehigh

## BIO

Graduated from Brooklyn Collegiate Prep in 2021... Competed for the PPA Broncos... Averaged 33.6 points and 8.8 rebounds as a senior to go along with a 62.8 percent field goal percentage... Tallied 17.7 points and 9.1 rebounds as a junior... First Team All-Conference selection as a senior and Second Team All-Conference as a junior... First Team All-State in final season... Son of Michael Allen.

## GAME-BY-GAME

| OPP.           | MIN | FG-A | 3PT-A | FT-A | OR | DR | TR | F | A | TO | BL            | S | PTS |
|----------------|-----|------|-------|------|----|----|----|---|---|----|---------------|---|-----|
| Bucknell       | 18  | 1-6  | 0-1   | 0-0  | 0  | 3  | 3  | 0 | 1 | 1  | 0             | 1 | 2   |
| Robert Morris  | 12  | 2-3  | 0-0   | 0-0  | 0  | 0  | 0  | 1 | 0 | 2  | 0             | 1 | 4   |
| Iona           | 21  | 6-11 | 2-2   | 0-0  | 1  | 2  | 3  | 2 | 0 | 2  | 0             | 1 | 14  |
| Bryant         | 11  | 2-4  | 1-1   | 0-0  | 0  | 1  | 1  | 2 | 0 | 0  | 0             | 0 | 5   |
| Vermont        | 10  | 0-2  | 0-1   | 0-0  | 0  | 2  | 2  | 1 | 0 | 0  | 0             | 0 | 0   |
| Yale           | 24  | 4-7  | 1-2   | 2-3  | 0  | 1  | 1  | 4 | 2 | 1  | 1             | 3 | 11  |
| Rider          | 21  | 2-6  | 0-1   | 1-2  | 0  | 1  | 1  | 1 | 2 | 0  | 0             | 0 | 5   |
| Del. State     | 21  | 3-5  | 3-4   | 0-2  | 0  | 2  | 2  | 2 | 5 | 1  | 0             | 3 | 9   |
| Duquesne       | 13  | 1-5  | 1-3   | 2-2  | 0  | 0  | 0  | 2 | 1 | 0  | 0             | 0 | 5   |
| Chestnut Hill  |     |      |       |      |    |    |    |   |   |    | DNP - Back    |   |     |
| Misericordia   |     |      |       |      |    |    |    |   |   |    | DNP - Back    |   |     |
| Saint Peter's  |     |      |       |      |    |    |    |   |   |    | DNP - Back    |   |     |
| St. John's     |     |      |       |      |    |    |    |   |   |    | DNP - Back    |   |     |
| Northeastern   |     |      |       |      |    |    |    |   |   |    | DNP - Illness |   |     |
| Monmouth       |     |      |       |      |    |    |    |   |   |    | DNP - Illness |   |     |
| NC A&T         |     |      |       |      |    |    |    |   |   |    |               |   |     |
| Hampton        |     |      |       |      |    |    |    |   |   |    |               |   |     |
| Stony Brook    |     |      |       |      |    |    |    |   |   |    |               |   |     |
| Elon           |     |      |       |      |    |    |    |   |   |    |               |   |     |
| Hofstra        |     |      |       |      |    |    |    |   |   |    |               |   |     |
| Drexel         |     |      |       |      |    |    |    |   |   |    |               |   |     |
| Towson         |     |      |       |      |    |    |    |   |   |    |               |   |     |
| Monmouth       |     |      |       |      |    |    |    |   |   |    |               |   |     |
| UNCW           |     |      |       |      |    |    |    |   |   |    |               |   |     |
| William & Mary |     |      |       |      |    |    |    |   |   |    |               |   |     |
| Towson         |     |      |       |      |    |    |    |   |   |    |               |   |     |
| Campbell       |     |      |       |      |    |    |    |   |   |    |               |   |     |
| Drexel         |     |      |       |      |    |    |    |   |   |    |               |   |     |
| Hofstra        |     |      |       |      |    |    |    |   |   |    |               |   |     |
| Charleston     |     |      |       |      |    |    |    |   |   |    |               |   |     |
| UNCW           |     |      |       |      |    |    |    |   |   |    |               |   |     |

|              |      |       |           | Field Goals |      | 3-Point  |      | F-Throws |      | Rebounds |     |     |     |       |    |    |     |     |     | Scoring |  |
|--------------|------|-------|-----------|-------------|------|----------|------|----------|------|----------|-----|-----|-----|-------|----|----|-----|-----|-----|---------|--|
| SEASON       | TEAM | GP-GS | MIN/AVG   | FG-FGA      | FG%  | 3FG-3FGA | 3FG% | FT-FTA   | FT%  | OFF      | DEF | TOT | AVG | PF-FO | A  | TO | BLK | STL | PTS | AVG     |  |
| 2021-22      | MU   | 19-0  | 122/6.4   | 9-29        | .310 | 1-8      | .125 | 6-8      | .750 | 6        | 10  | 16  | 0.8 | 17-1  | 3  | 7  | 2   | 0   | 25  | 1.3     |  |
| 2022-23      | MU   | 33-26 | 670/20.3  | 109-257     | .424 | 3-20     | .150 | 42-71    | .592 | 27       | 69  | 96  | 2.9 | 70-1  | 28 | 28 | 8   | 32  | 263 | 8.0     |  |
| 2023-24      | WC   | 32-24 | 884/27.6  | 122-301     | .405 | 26-59    | .441 | 65-92    | .707 | 59       | 103 | 162 | 5.1 | 77-0  | 30 | 43 | 6   | 20  | 335 | 10.5    |  |
| 2024-25      | UD   | 9-5   | 151/16.7  | 21-49       | .429 | 8-15     | .533 | 5-9      | .556 | 1        | 12  | 13  | 1.4 | 15-0  | 11 | 7  | 1   | 9   | 55  | 6.1     |  |
| TOTAL FOR UD |      | 9-5   | 151/16.7  | 21-49       | .429 | 8-15     | .533 | 5-9      | .556 | 1        | 12  | 13  | 1.4 | 15-0  | 11 | 7  | 1   | 9   | 55  | 6.1     |  |
| TOTAL        |      | 93-55 | 1826/19.6 | 261-636     | .410 | 38-102   | .373 | 118-180  | .656 | 93       | 194 | 287 | 3.1 | 179-2 | 72 | 85 | 17  | 61  | 678 | 7.3     |  |



# Kevin KOGBARA

8

JUNIOR | FORWARD | 6-8 | 275 | PEORIA, AZ. | DREAM CITY | BISHOP STATE/ ALLAN HANCOCK

## 2023-24 AT BISHOP STATE COMMUNITY COLLEGE

- Played in 25 games, making three starts
- Averaged 6.2 points and 4.2 rebounds per game
- Shot 41.9 percent from the field

## 2022-23 AT ALLAN HANCOCK COLLEGE

- Played in 25 games with five starts
- Recorded 8.9 points and 5.5 rebounds per outing
- Shot 56.1 percent overall

## BIO

Holds an associate degree in general studies from Bishop State Community College... Spent 2021-22 at Skyline Prep School... Graduated from Dream City Hlgh School in 2021... Spent freshman through junior year at Peoria High School... Second Team All-Region in 2020... Played AAU for Team Mphasis... Son of Angela Kogbara... Has two sisters, Brittany and Michelle.

## GAME-BY-GAME

| OPP.           | MIN | FG-A | 3PT-A | FT-A | OR | DR | TR | F | A | TO | BL | S | PTS |
|----------------|-----|------|-------|------|----|----|----|---|---|----|----|---|-----|
| Bucknell       | 4   | 0-0  | 0-0   | 0-0  | 0  | 0  | 0  | 4 | 1 | 1  | 0  | 1 | 0   |
| Robert Morris  | 10  | 2-5  | 1-1   | 0-0  | 2  | 4  | 6  | 2 | 0 | 3  | 0  | 0 | 5   |
| Iona           | 8   | 0-2  | 0-0   | 0-0  | 1  | 0  | 1  | 1 | 2 | 0  | 1  | 0 | 0   |
| Bryant         | 5   | 0-3  | 0-2   | 0-0  | 0  | 1  | 1  | 0 | 0 | 0  | 0  | 0 | 0   |
| Vermont        |     |      |       |      |    |    |    |   |   |    |    |   |     |
|                |     |      |       |      |    |    |    |   |   |    |    |   |     |
| Yale           | 10  | 0-0  | 0-0   | 0-0  | 0  | 4  | 4  | 3 | 2 | 2  | 0  | 0 | 0   |
| Rider          | 3   | 1-2  | 0-0   | 0-0  | 1  | 0  | 1  | 0 | 0 | 0  | 0  | 0 | 2   |
| Del. State     | 5   | 0-0  | 0-0   | 0-0  | 1  | 2  | 3  | 1 | 1 | 2  | 0  | 0 | 0   |
| Duquesne       | 3   | 0-0  | 0-0   | 0-0  | 0  | 0  | 0  | 1 | 0 | 0  | 0  | 0 | 0   |
| Chestnut Hill  | 4   | 1-1  | 0-0   | 0-0  | 0  | 1  | 1  | 0 | 0 | 0  | 0  | 1 | 2   |
| Misericordia   |     |      |       |      |    |    |    |   |   |    |    |   |     |
|                |     |      |       |      |    |    |    |   |   |    |    |   |     |
| Saint Peter's  |     |      |       |      |    |    |    |   |   |    |    |   |     |
|                |     |      |       |      |    |    |    |   |   |    |    |   |     |
| St. John's     | 2   | 0-0  | 0-0   | 0-0  | 1  | 0  | 1  | 0 | 0 | 0  | 0  | 0 | 0   |
| Northeastern   | 5   | 2-2  | 0-0   | 0-0  | 0  | 0  | 0  | 0 | 0 | 2  | 0  | 0 | 4   |
| Monmouth       | 11  | 4-4  | 0-0   | 0-0  | 1  | 5  | 6  | 2 | 1 | 0  | 0  | 0 | 8   |
| NC A&T         |     |      |       |      |    |    |    |   |   |    |    |   |     |
| Hampton        |     |      |       |      |    |    |    |   |   |    |    |   |     |
| Stony Brook    |     |      |       |      |    |    |    |   |   |    |    |   |     |
| Elon           |     |      |       |      |    |    |    |   |   |    |    |   |     |
| Hofstra        |     |      |       |      |    |    |    |   |   |    |    |   |     |
| Drexel         |     |      |       |      |    |    |    |   |   |    |    |   |     |
| Towson         |     |      |       |      |    |    |    |   |   |    |    |   |     |
| Monmouth       |     |      |       |      |    |    |    |   |   |    |    |   |     |
| UNCW           |     |      |       |      |    |    |    |   |   |    |    |   |     |
| William & Mary |     |      |       |      |    |    |    |   |   |    |    |   |     |
| Towson         |     |      |       |      |    |    |    |   |   |    |    |   |     |
| Campbell       |     |      |       |      |    |    |    |   |   |    |    |   |     |
| Drexel         |     |      |       |      |    |    |    |   |   |    |    |   |     |
| Hofstra        |     |      |       |      |    |    |    |   |   |    |    |   |     |
| Charleston     |     |      |       |      |    |    |    |   |   |    |    |   |     |
| UNCW           |     |      |       |      |    |    |    |   |   |    |    |   |     |

## MAJOR

Sociology

## CAREER HIGHS

### POINTS

8 vs Monmouth 1/4/25

### REBOUNDS

6, twice

### ASSISTS

2, twice

### BLOCKS

1 at Iona 11/12/24

### STEALS

1, twice

### FIELD GOALS

4 vs Monmouth 1/4/25

### FIELD GOAL ATT.

5 vs Robert Morris 11/7/24

### 3-POINTS FIELD GOALS

1 vs Robert Morris 11/7/24

### 3-POINT FIELD GOAL ATT.

2 vs Bryant 11/18/24

### FREE THROWS

### FREE THROW ATT.

## SEASON HIGHS

### POINTS

8 vs Monmouth 1/4/25

### REBOUNDS

6, twice

### ASSISTS

2, twice

### BLOCKS

1 at Iona 11/12/24

### STEALS

1, twice

### FIELD GOALS

4 vs Monmouth 1/4/25

### FIELD GOAL ATT.

5 vs Robert Morris 11/7/24

### 3-POINT FIELD GOALS

1 vs Robert Morris 11/7/24

### 3-POINT FIELD GOAL ATT.

2 vs Bryant 11/18/24

### FREE THROWS

### FREE THROW ATT.

### MINUTES PLAYED

11 vs Monmouth 1/4/25

|         |      |       |         | Field Goals |      | 3-Point  |      | F-Throws |      | Rebounds |     |     |     |       |   |    |     | Scoring |     |     |
|---------|------|-------|---------|-------------|------|----------|------|----------|------|----------|-----|-----|-----|-------|---|----|-----|---------|-----|-----|
| SEASON  | TEAM | GP-GS | MIN/AVG | FG-FGA      | FG%  | 3FG-3FGA | 3FG% | FT-FTA   | FT%  | OFF      | DEF | TOT | AVG | PF-FO | A | TO | BLK | STL     | PTS | AVG |
| 2024-25 | UD   | 12-0  | 69/5.8  | 10-19       | .526 | 1-3      | .333 | 0-0      | .000 | 7        | 17  | 24  | 2.0 | 14-0  | 7 | 10 | 1   | 2       | 21  | 1.8 |
| TOTAL   |      | 12-0  | 69/5.8  | 10-19       | .526 | 1-3      | .333 | 0-0      | .000 | 7        | 17  | 24  | 2.0 | 14-0  | 7 | 10 | 1   | 2       | 21  | 1.8 |



# Brandon BAFFONE

10

**SOPHOMORE | GUARD | 6-1 | 175 | HOCKESSIN, DE | SALESIANUM**
**2023-24**

- Appeared in five games
- Totaled three rebounds, including two against William & Mary

**BIO**

Played high school basketball at the Salesianum School and won the 2023 DIAA State Championship at the Bob Carpenter Center... Averaged 7.5 points, 3 assists, and 4 rebounds per game as a senior... Held the honor of team captain his senior season... Named to the 2023 Blue-Gold High School All-Star game... Also played baseball for Salesianum... Son of Brandon and Renee Baffone... Has three siblings: Sophia, Gabriel, and Sarah... Dad, Brandon, played baseball at Wilmington University... Mom, Renee played volleyball at Wilmington University.

**MAJOR**

Business Analytics

**CAREER HIGHS**
**POINTS**

3 vs Misericordia 12/17/24

**REBOUNDS**

2 at William &amp; Mary 2/1/24

**ASSISTS**
**BLOCKS**
**STEALS**
**FIELD GOALS**

1 vs Misericordia 12/17/24

**FIELD GOAL ATT.**

2 vs Misericordia 12/17/24

**3-POINT FIELD GOALS**

1 vs Misericordia 12/17/24

**3-POINT FIELD GOAL ATT.**

1, three times

**FREE THROWS**
**FREE THROW ATT.**

1 at William &amp; Mary 2/1/24

**SEASON HIGHS**
**POINTS**

3 vs Misericordia 12/17/24

**REBOUNDS**

1 vs Chestnut Hill 12/10/24

**ASSISTS**
**BLOCKS**
**STEALS**
**FIELD GOALS**

1 vs Misericordia 12/17/24

**FIELD GOAL ATT.**

2 vs Misericordia 12/17/24

**3-POINT FIELD GOALS**

1 vs Misericordia 12/17/24

**3-POINT FIELD GOAL ATT.**

1, twice

**FREE THROWS**
**FREE THROW ATT.**
**MINUTES PLAYED**

3 vs Chestnut Hill 12/10/24

**GAME-BY-GAME**

| OPP.           | MIN | FG-A | 3PT-A | FT-A | OR | DR | TR | F | A | TO | BL | S | PTS                    |
|----------------|-----|------|-------|------|----|----|----|---|---|----|----|---|------------------------|
| Bucknell       |     |      |       |      |    |    |    |   |   |    |    |   | DNP - Coach's Decision |
| Robert Morris  |     |      |       |      |    |    |    |   |   |    |    |   | DNP - Coach's Decision |
| Iona           |     |      |       |      |    |    |    |   |   |    |    |   | DNP - Coach's Decision |
| Bryant         |     |      |       |      |    |    |    |   |   |    |    |   | DNP - Coach's Decision |
| Vermont        |     |      |       |      |    |    |    |   |   |    |    |   | DNP - Coach's Decision |
| Yale           |     |      |       |      |    |    |    |   |   |    |    |   | DNP - Coach's Decision |
| Rider          |     |      |       |      |    |    |    |   |   |    |    |   | DNP - Coach's Decision |
| Del. State     |     |      |       |      |    |    |    |   |   |    |    |   | DNP - Coach's Decision |
| Duquesne       |     |      |       |      |    |    |    |   |   |    |    |   | DNP - Coach's Decision |
| Chestnut Hill  | 3   | 0-1  | 0-1   | 0-0  | 0  | 1  | 1  | 0 | 0 | 0  | 0  | 0 | 0                      |
| Misericordia   | 2   | 1-2  | 1-1   | 0-0  | 0  | 0  | 0  | 0 | 0 | 0  | 0  | 0 | 3                      |
| Saint Peter's  |     |      |       |      |    |    |    |   |   |    |    |   | DNP - Coach's Decision |
| St. John's     |     |      |       |      |    |    |    |   |   |    |    |   | DNP - Coach's Decision |
| Northeastern   |     |      |       |      |    |    |    |   |   |    |    |   | DNP - Coach's Decision |
| Monmouth       | 1   | 0-0  | 0-0   | 0-0  | 0  | 0  | 0  | 0 | 0 | 0  | 0  | 0 | 0                      |
| NC A&T         |     |      |       |      |    |    |    |   |   |    |    |   |                        |
| Hampton        |     |      |       |      |    |    |    |   |   |    |    |   |                        |
| Stony Brook    |     |      |       |      |    |    |    |   |   |    |    |   |                        |
| Elon           |     |      |       |      |    |    |    |   |   |    |    |   |                        |
| Hofstra        |     |      |       |      |    |    |    |   |   |    |    |   |                        |
| Drexel         |     |      |       |      |    |    |    |   |   |    |    |   |                        |
| Towson         |     |      |       |      |    |    |    |   |   |    |    |   |                        |
| Monmouth       |     |      |       |      |    |    |    |   |   |    |    |   |                        |
| UNCW           |     |      |       |      |    |    |    |   |   |    |    |   |                        |
| William & Mary |     |      |       |      |    |    |    |   |   |    |    |   |                        |
| Towson         |     |      |       |      |    |    |    |   |   |    |    |   |                        |
| Campbell       |     |      |       |      |    |    |    |   |   |    |    |   |                        |
| Drexel         |     |      |       |      |    |    |    |   |   |    |    |   |                        |
| Hofstra        |     |      |       |      |    |    |    |   |   |    |    |   |                        |
| Charleston     |     |      |       |      |    |    |    |   |   |    |    |   |                        |
| UNCW           |     |      |       |      |    |    |    |   |   |    |    |   |                        |

|         |      |       |         | Field Goals |      | 3-Point  |      | F-Throws |      | Rebounds |     |     |     |       |   |    |     |     | Scoring |     |
|---------|------|-------|---------|-------------|------|----------|------|----------|------|----------|-----|-----|-----|-------|---|----|-----|-----|---------|-----|
| SEASON  | TEAM | GP-GS | MIN/AVG | FG-FGA      | FG%  | 3FG-3FGA | 3FG% | FT-FTA   | FT%  | OFF      | DEF | TOT | AVG | PF-FO | A | TO | BLK | STL | PTS     | AVG |
| 2023-24 | UD   | 5-0   | 16/3.2  | 0-2         | .000 | 0-1      | .000 | 0-1      | .000 | 1        | 2   | 3   | 0.6 | 0-0   | 0 | 0  | 0   | 0   | 0       | 0.0 |
| 2024-25 | UD   | 3-0   | 7/2.2   | 1-3         | .333 | 1-2      | .500 | 0-0      | .000 | 0        | 1   | 1   | 0.3 | 0-0   | 0 | 0  | 0   | 0   | 3       | 1.0 |
| TOTAL   |      | 8-0   | 22/2.8  | 1-5         | .200 | 1-3      | .333 | 0-1      | .000 | 1        | 3   | 4   | 0.5 | 0-0   | 0 | 0  | 0   | 0   | 3       | 0.4 |



# Kobe JEROME

11

**SENIOR | GUARD | 6-4 | 190 | HARLEM, NY | BLUE RIDGE SCHOOL | UC RIVERSIDE**
**2023-24**

- Appeared in 23 games
- Scored a career high 18 points on six three pointers against Goldey Beacom
- Led the team in assist/turnover ratio at 2.50

**2022-23 AT UC RIVERSIDE**

- Played in three games
- Logged seven minutes, three rebounds in homecoming win over Occidental

**2021-22 AT UC RIVERSIDE**

- Redshirted

**BIO**

Three-time Virginia Independent Schools Athletic Association Division II state champion... Older brother, Ty, won a national championship with Virginia under head coach Tony Bennett and currently plays for the Cleveland Cavaliers

**GAME-BY-GAME**

| OPP.           | MIN | FG-A | 3PT-A | FT-A | OR | DR | TR | F | A | TO | BL | S | PTS                    |
|----------------|-----|------|-------|------|----|----|----|---|---|----|----|---|------------------------|
| Bucknell       |     |      |       |      |    |    |    |   |   |    |    |   | DNP - Coach's Decision |
| Robert Morris  |     |      |       |      |    |    |    |   |   |    |    |   | DNP - Coach's Decision |
| Iona           |     |      |       |      |    |    |    |   |   |    |    |   | DNP - Coach's Decision |
| Bryant         |     |      |       |      |    |    |    |   |   |    |    |   | DNP - Coach's Decision |
| Vermont        |     |      |       |      |    |    |    |   |   |    |    |   | DNP - Coach's Decision |
| Yale           | 9   | 1-2  | 1-2   | 0-0  | 0  | 0  | 0  | 0 | 1 | 1  | 0  | 0 | 3                      |
| Rider          | 3   | 0-0  | 0-0   | 0-0  | 0  | 0  | 0  | 0 | 0 | 0  | 0  | 1 | 0                      |
| Del. State     |     |      |       |      |    |    |    |   |   |    |    |   | DNP - Coach's Decision |
| Duquesne       |     |      |       |      |    |    |    |   |   |    |    |   | DNP - Coach's Decision |
| Chestnut Hill  | 9   | 1-2  | 0-1   | 0-1  | 0  | 1  | 1  | 1 | 0 | 0  | 0  | 0 | 2                      |
| Misericordia   | 6   | 0-2  | 0-2   | 0-0  | 0  | 0  | 0  | 0 | 3 | 0  | 0  | 0 | 0                      |
| Saint Peter's  |     |      |       |      |    |    |    |   |   |    |    |   | DNP - Coach's Decision |
| St. John's     | 2   | 0-0  | 0-0   | 0-0  | 0  | 1  | 1  | 0 | 1 | 0  | 0  | 0 | 0                      |
| Northeastern   |     |      |       |      |    |    |    |   |   |    |    |   | DNP - Illness          |
| Monmouth       |     |      |       |      |    |    |    |   |   |    |    |   | DNP - Illness          |
| NC A&T         |     |      |       |      |    |    |    |   |   |    |    |   |                        |
| Hampton        |     |      |       |      |    |    |    |   |   |    |    |   |                        |
| Stony Brook    |     |      |       |      |    |    |    |   |   |    |    |   |                        |
| Elon           |     |      |       |      |    |    |    |   |   |    |    |   |                        |
| Hofstra        |     |      |       |      |    |    |    |   |   |    |    |   |                        |
| Drexel         |     |      |       |      |    |    |    |   |   |    |    |   |                        |
| Towson         |     |      |       |      |    |    |    |   |   |    |    |   |                        |
| Monmouth       |     |      |       |      |    |    |    |   |   |    |    |   |                        |
| UNCW           |     |      |       |      |    |    |    |   |   |    |    |   |                        |
| William & Mary |     |      |       |      |    |    |    |   |   |    |    |   |                        |
| Towson         |     |      |       |      |    |    |    |   |   |    |    |   |                        |
| Campbell       |     |      |       |      |    |    |    |   |   |    |    |   |                        |
| Drexel         |     |      |       |      |    |    |    |   |   |    |    |   |                        |
| Hofstra        |     |      |       |      |    |    |    |   |   |    |    |   |                        |
| Charleston     |     |      |       |      |    |    |    |   |   |    |    |   |                        |
| UNCW           |     |      |       |      |    |    |    |   |   |    |    |   |                        |

**MAJOR**

Communication

**CAREER HIGHS**
**POINTS**

18 vs Goldey-Beacom 11/8/23

**REBOUNDS**

4 vs Hampton 3/9/24

**ASSISTS**

4 at Delaware State 11/15/23

**BLOCKS**

1 vs Goldey-Beacom 11/8/23

**STEALS**

1, four times

**FIELD GOALS**

6 vs Goldey-Beacom 11/8/23

**FIELD GOAL ATT.**

8 vs Hampton 3/9/24

**3-POINT FIELD GOALS**

6 vs Goldey-Beacom 11/8/23

**3-POINT FIELD GOAL ATT.**

6 vs Goldey-Beacom 11/8/23

**FREE THROWS**
**FREE THROW ATT.**

1, twice

**SEASON HIGHS**
**POINTS**

3 vs Yale 11/24/24

**REBOUNDS**

1, twice

**ASSISTS**

3 vs Misericordia 12/17/24

**BLOCKS**
**STEALS**

1 at Rider 11/30/24

**FIELD GOALS**

1, twice

**FIELD GOAL ATT.**

2, twice

**3-POINT FIELD GOALS**

1 vs Yale 11/24/24

**3-POINT FIELD GOAL ATT.**

2 vs Yale 11/24/24

**FREE THROWS**
**FREE THROW ATT.**

1 vs Chestnut Hill 12/10/24

**MINUTES PLAYED**

9 vs Yale 11/24/24

|              |      |       |         | Field Goals |      | 3-Point  |      | F-Throws |      | Rebounds |     |     |     |       |    |    |     |     | Scoring |     |
|--------------|------|-------|---------|-------------|------|----------|------|----------|------|----------|-----|-----|-----|-------|----|----|-----|-----|---------|-----|
| SEASON       | TEAM | GP-GS | MIN/AVG | FG-FGA      | FG%  | 3FG-3FGA | 3FG% | FT-FTA   | FT%  | OFF      | DEF | TOT | AVG | PF-FO | A  | TO | BLK | STL | PTS     | AVG |
| 2022-23      | UCR  | 3-0   | 9/3.1   | 0-2         | .000 | 0-2      | .000 | 0-0      | .000 | 1        | 2   | 3   | 1.0 | 0-0   | 0  | 0  | 0   | 0   | 0       | 0.0 |
| 2023-24      | UD   | 21-0  | 205/9.7 | 10-31       | .323 | 9-28     | .321 | 0-1      | .000 | 3        | 14  | 17  | 0.8 | 14-0  | 20 | 8  | 1   | 3   | 29      | 1.4 |
| 2024-25      | UD   | 5-0   | 29/5.9  | 2-6         | .333 | 1-5      | .200 | 0-1      | .000 | 0        | 2   | 2   | 0.4 | 1-0   | 5  | 1  | 0   | 1   | 5       | 1.0 |
| TOTAL FOR UD |      | 26-0  | 234/9.0 | 12-37       | .324 | 10-33    | .303 | 0-2      | .000 | 3        | 16  | 19  | 0.7 | 15-0  | 25 | 9  | 1   | 4   | 34      | 1.3 |
| TOTAL        |      | 29-0  | 243/8.4 | 12-39       | .308 | 10-35    | .286 | 0-2      | .000 | 4        | 18  | 22  | 0.8 | 15-0  | 25 | 9  | 1   | 4   | 34      | 1.2 |



Alex

McFADDEN

12

FRESHMAN | GUARD | 6-1 | 160 | WAYNE, PA | RADNOR

BIO

Graduated from Radnor High School in 2024... Earned two varsity letters... Helped Radnor win the Central League championship and District 15A championship in the 2022-23 season... Distinguished Honor Roll student... Son of Renae Buono and Sean McFadden... Relative, Shannon Stefanski, played basketball at Dayton from 1998-2002... Born in Philadelphia, PA

MAJOR

Sociology

CAREER HIGHS

POINTS

REBOUNDS

ASSISTS

BLOCKS

STEALS

FIELD GOALS

FIELD GOAL ATT.

1 vs Monmouth 1/4/25

3-POINTS FIELD GOALS

3-POINT FIELD GOAL ATT

1 vs Monmouth 1/4/25

FREE THROWS

FREE THROW ATT.

GAME-BY-GAME

| OPP.           | MIN | FG-A | 3PT-A | FT-A | OR | DR | TR | F | A | TO | BL | S | PTS |
|----------------|-----|------|-------|------|----|----|----|---|---|----|----|---|-----|
| Bucknell       |     |      |       |      |    |    |    |   |   |    |    |   |     |
| Robert Morris  |     |      |       |      |    |    |    |   |   |    |    |   |     |
| Iona           |     |      |       |      |    |    |    |   |   |    |    |   |     |
| Bryant         |     |      |       |      |    |    |    |   |   |    |    |   |     |
| Vermont        |     |      |       |      |    |    |    |   |   |    |    |   |     |
| Yale           |     |      |       |      |    |    |    |   |   |    |    |   |     |
| Rider          |     |      |       |      |    |    |    |   |   |    |    |   |     |
| Del. State     |     |      |       |      |    |    |    |   |   |    |    |   |     |
| Duquesne       |     |      |       |      |    |    |    |   |   |    |    |   |     |
| Chestnut Hill  | 1   | 0-0  | 0-0   | 0-0  | 0  | 0  | 0  | 1 | 0 | 1  | 0  | 0 | 0   |
| Misericordia   | 2   | 0-0  | 0-0   | 0-0  | 0  | 0  | 0  | 0 | 0 | 0  | 0  | 0 | 0   |
| Saint Peter's  |     |      |       |      |    |    |    |   |   |    |    |   |     |
| St. John's     |     |      |       |      |    |    |    |   |   |    |    |   |     |
| Northeastern   |     |      |       |      |    |    |    |   |   |    |    |   |     |
| Monmouth       | 1   | 0-1  | 0-1   | 0-0  | 0  | 0  | 0  | 0 | 0 | 0  | 0  | 0 | 0   |
| NC A&T         |     |      |       |      |    |    |    |   |   |    |    |   |     |
| Hampton        |     |      |       |      |    |    |    |   |   |    |    |   |     |
| Stony Brook    |     |      |       |      |    |    |    |   |   |    |    |   |     |
| Elon           |     |      |       |      |    |    |    |   |   |    |    |   |     |
| Hofstra        |     |      |       |      |    |    |    |   |   |    |    |   |     |
| Drexel         |     |      |       |      |    |    |    |   |   |    |    |   |     |
| Towson         |     |      |       |      |    |    |    |   |   |    |    |   |     |
| Monmouth       |     |      |       |      |    |    |    |   |   |    |    |   |     |
| UNCW           |     |      |       |      |    |    |    |   |   |    |    |   |     |
| William & Mary |     |      |       |      |    |    |    |   |   |    |    |   |     |
| Towson         |     |      |       |      |    |    |    |   |   |    |    |   |     |
| Campbell       |     |      |       |      |    |    |    |   |   |    |    |   |     |
| Drexel         |     |      |       |      |    |    |    |   |   |    |    |   |     |
| Hofstra        |     |      |       |      |    |    |    |   |   |    |    |   |     |
| Charleston     |     |      |       |      |    |    |    |   |   |    |    |   |     |
| UNCW           |     |      |       |      |    |    |    |   |   |    |    |   |     |

|         |      |       |         | Field Goals |      | 3-Point  |      | F-Throws |      | Rebounds |     |     |     |       |   |    |     |     | Scoring |     |
|---------|------|-------|---------|-------------|------|----------|------|----------|------|----------|-----|-----|-----|-------|---|----|-----|-----|---------|-----|
| SEASON  | TEAM | GP-GS | MIN/AVG | FG-FGA      | FG%  | 3FG-3FGA | 3FG% | FT-FTA   | FT%  | OFF      | DEF | TOT | AVG | PF-FO | A | TO | BLK | STL | PTS     | AVG |
| 2024-25 | UD   | 3-0   | 4/1.4   | 0-1         | .000 | 0-1      | .000 | 0-0      | .000 | 0        | 0   | 0   | 0.0 | 1-0   | 0 | 1  | 0   | 0   | 0       | 0.0 |
| TOTAL   |      | 3-0   | 4/1.4   | 0-1         | .000 | 0-1      | .000 | 0-0      | .000 | 0        | 0   | 0   | 0.0 | 1-0   | 0 | 1  | 0   | 0   | 0       | 0.0 |



# Trent MIDDLETON JR. 13

SOPHOMORE | GUARD | 6-3 | 180 | PHILADELPHIA, PA | PHILADELPHIA MATH, CIVICS, AND SCIENCES | BALL STATE

## 2023-24 AT BALL STATE

- Started seven of 29 games played
- Averaged 6.2 points, 2.6 rebounds, and 1.9 assists
- Tallied a career-high 14 points against Bowling Green (1/30)
- Posted seven double-digit scoring efforts

## BIO

Spent 2022-23 at Spire Academy in Geneva, Ohio... Aided team to 34-6 record and 2023 Ohio Prep Conference Championship... Tallied 12.0 points, 8.0 rebounds, 3.0 assists, and 1.5 steals per game... Graduated from Philadelphia Math, Civics, and Sciences Charter School in 2022... Philadelphia Public League Player of the Year as a senior... Two-time First Team All-Public League selection... Two-time Public League champion... Son of Trent Middleton Sr. and Tonya Richardson... Born in Philadelphia... Has two sisters and one brother.

## GAME-BY-GAME

| OPP.           | MIN | FG-A | 3PT-A | FT-A | OR | DR | TR | F | A | TO | BL | S | PTS |
|----------------|-----|------|-------|------|----|----|----|---|---|----|----|---|-----|
| Bucknell       | 24  | 1-7  | 1-5   | 2-2  | 0  | 3  | 3  | 2 | 4 | 1  | 0  | 2 | 5   |
| Robert Morris  | 25  | 3-4  | 1-1   | 6-6  | 0  | 2  | 2  | 1 | 1 | 1  | 0  | 0 | 13  |
| Iona           | 15  | 1-2  | 0-1   | 0-0  | 0  | 3  | 3  | 1 | 0 | 2  | 0  | 1 | 2   |
| Bryant         | 19  | 2-4  | 0-1   | 2-2  | 0  | 1  | 1  | 2 | 1 | 0  | 0  | 2 | 6   |
| Vermont        | 8   | 0-1  | 0-1   | 0-0  | 0  | 1  | 1  | 1 | 1 | 0  | 0  | 1 | 0   |
| Yale           |     |      |       |      |    |    |    |   |   |    |    |   |     |
| Rider          |     |      |       |      |    |    |    |   |   |    |    |   |     |
| Del. State     | 13  | 3-4  | 2-3   | 0-0  | 0  | 2  | 2  | 3 | 1 | 0  | 0  | 0 | 8   |
| Duquesne       | 14  | 1-3  | 0-0   | 2-3  | 1  | 2  | 3  | 4 | 0 | 0  | 2  | 0 | 4   |
| Chestnut Hill  | 15  | 2-5  | 0-3   | 1-1  | 1  | 3  | 4  | 1 | 2 | 1  | 0  | 0 | 5   |
| Misericordia   | 29  | 3-5  | 1-3   | 2-4  | 1  | 4  | 5  | 1 | 3 | 5  | 0  | 0 | 9   |
| Saint Peter's  | 9   | 0-1  | 0-0   | 0-0  | 0  | 0  | 0  | 0 | 0 | 1  | 0  | 0 | 0   |
| St. John's     | 14  | 1-3  | 0-0   | 0-0  | 0  | 0  | 0  | 3 | 3 | 1  | 0  | 1 | 2   |
| Northeastern   | 34  | 5-10 | 0-1   | 2-2  | 0  | 2  | 2  | 5 | 5 | 1  | 0  | 1 | 12  |
| Monmouth       | 33  | 1-6  | 1-1   | 0-0  | 1  | 5  | 6  | 2 | 3 | 0  | 0  | 1 | 3   |
| NC A&T         |     |      |       |      |    |    |    |   |   |    |    |   |     |
| Hampton        |     |      |       |      |    |    |    |   |   |    |    |   |     |
| Stony Brook    |     |      |       |      |    |    |    |   |   |    |    |   |     |
| Elon           |     |      |       |      |    |    |    |   |   |    |    |   |     |
| Hofstra        |     |      |       |      |    |    |    |   |   |    |    |   |     |
| Drexel         |     |      |       |      |    |    |    |   |   |    |    |   |     |
| Towson         |     |      |       |      |    |    |    |   |   |    |    |   |     |
| Monmouth       |     |      |       |      |    |    |    |   |   |    |    |   |     |
| UNCW           |     |      |       |      |    |    |    |   |   |    |    |   |     |
| William & Mary |     |      |       |      |    |    |    |   |   |    |    |   |     |
| Towson         |     |      |       |      |    |    |    |   |   |    |    |   |     |
| Campbell       |     |      |       |      |    |    |    |   |   |    |    |   |     |
| Drexel         |     |      |       |      |    |    |    |   |   |    |    |   |     |
| Hofstra        |     |      |       |      |    |    |    |   |   |    |    |   |     |
| Charleston     |     |      |       |      |    |    |    |   |   |    |    |   |     |
| UNCW           |     |      |       |      |    |    |    |   |   |    |    |   |     |

## MAJOR

Communication

## CAREER HIGHS

### POINTS

14 vs Bowling Green 1/30/24

### REBOUNDS

6, six times

### ASSISTS

7 vs Goshen 11/7/23

### BLOCKS

2 at Duquesne 12/6/24

### STEALS

2, five times

### FIELD GOALS

5 at Northeastern 1/2/25

### FIELD GOAL ATT.

11 vs Bowling Green 1/30/24

### 3-POINT FIELD GOALS

3 vs Indiana St 12/16/23

### 3-POINT FIELD GOAL ATT.

5, twice

### FREE THROWS

6, three times

### FREE THROW ATT.

6, four times

## SEASON HIGHS

### POINTS

13 vs Robert Morris 11/7/24

### REBOUNDS

6 vs Monmouth 1/4/25

### ASSISTS

5 at Northeastern 1/2/25

### BLOCKS

2 at Duquesne 12/6/24

### STEALS

2, twice

### FIELD GOALS

5 at Northeastern 1/2/25

### FIELD GOAL ATT.

10 at Northeastern 1/2/25

### 3-POINT FIELD GOALS

3 vs Delaware St 12/3/24

### 3-POINT FIELD GOAL ATT.

5 vs Bucknell 11/4/24

### FREE THROWS

6 vs Robert Morris 11/7/24

### FREE THROW ATT.

6 vs Robert Morris 11/7/24

### MINUTES PLAYED

34 at Northeastern 1/2/25

|              |      |       |          | Field Goals |      | 3-Point  |      | F-Throws |      | Rebounds |     |     |     |       |    |    |     | Scoring |     |     |
|--------------|------|-------|----------|-------------|------|----------|------|----------|------|----------|-----|-----|-----|-------|----|----|-----|---------|-----|-----|
| SEASON       | TEAM | GP-GS | MIN/AVG  | FG-FGA      | FG%  | 3FG-3FGA | 3FG% | FT-FTA   | FT%  | OFF      | DEF | TOT | AVG | PF-FO | A  | TO | BLK | STL     | PTS | AVG |
| 2023-24      | BSU  | 29-7  | 540/18.6 | 53-125      | .424 | 21-49    | .429 | 52-64    | .813 | 14       | 62  | 76  | 2.6 | 42-0  | 54 | 33 | 5   | 15      | 179 | 6.2 |
| 2024-25      | UD   | 13-1  | 250/19.2 | 23-55       | .418 | 6-20     | .300 | 17-20    | .850 | 4        | 28  | 32  | 2.5 | 26-1  | 24 | 13 | 2   | 9       | 69  | 5.3 |
| TOTAL FOR UD |      | 13-1  | 250/19.2 | 23-55       | .418 | 6-20     | .300 | 17-20    | .850 | 4        | 28  | 32  | 2.5 | 26-1  | 24 | 13 | 2   | 9       | 69  | 5.3 |
| TOTAL        |      | 42-8  | 790/18.8 | 76-180      | .422 | 27-69    | .391 | 69-84    | .821 | 18       | 90  | 108 | 2.6 | 68-1  | 78 | 46 | 7   | 24      | 248 | 5.9 |



# Houston EMORY

15

JUNIOR | FORWARD | 6-9 | 195 | DEVON, PA | BLUE RIDGE SCHOOL

**2023-24**

- Appeared in 11 games
- Brought down five rebounds on the season

**2022-23**

- Appeared in 13 games
- Scored a season-high four points while adding an assist, rebound, and steal vs. Hartford

**BIO**

Graduated from the Blue Ridge School in 2022... Four-year letterman in basketball... Two-time team captain and four-time state champion... Also played one year of lacrosse, track, and tennis... Holds Blue Ridge single-season blocks record with 89... Named First Team All-State and First Team All-VIC as a senior... Averaged 7.6 points, 5.8 rebounds, 2.8 blocks, and 1.9 assists per game as a senior... Tallied 7.3 points, 6.5 rebounds, 3.3 blocks, and 1.9 assists during junior campaign... Son of Andrew and Rebecca Emory... Both parents played four years of basketball at William & Mary... Has two brothers, Jackson and Macon

**GAME-BY-GAME**

| OPP.           | MIN                    | FG-A | 3PT-A | FT-A | OR | DR | TR | F | A | TO | BL | S | PTS |
|----------------|------------------------|------|-------|------|----|----|----|---|---|----|----|---|-----|
| Bucknell       | 4                      | 1-1  | 0-0   | 0-1  | 1  | 0  | 1  | 3 | 0 | 1  | 0  | 2 | 2   |
| Robert Morris  | 11                     | 1-2  | 0-0   | 0-0  | 0  | 5  | 5  | 2 | 0 | 1  | 1  | 0 | 2   |
| Iona           | 14                     | 0-2  | 0-0   | 2-4  | 0  | 0  | 0  | 4 | 2 | 0  | 1  | 1 | 2   |
| Bryant         | 5                      | 0-1  | 0-0   | 0-0  | 0  | 1  | 1  | 2 | 0 | 1  | 0  | 0 | 0   |
| Vermont        | 8                      | 1-1  | 0-0   | 0-0  | 0  | 1  | 1  | 1 | 0 | 1  | 0  | 0 | 2   |
| Yale           | 8                      | 1-2  | 0-0   | 1-2  | 1  | 2  | 3  | 5 | 0 | 1  | 0  | 0 | 3   |
| Rider          | 9                      | 0-1  | 0-0   | 0-0  | 0  | 1  | 1  | 1 | 0 | 1  | 3  | 0 | 0   |
| Del. State     | 6                      | 0-0  | 0-0   | 1-2  | 0  | 3  | 3  | 1 | 1 | 2  | 0  | 0 | 1   |
| Duquesne       | 5                      | 1-2  | 0-0   | 0-0  | 2  | 0  | 2  | 1 | 0 | 2  | 0  | 0 | 2   |
| Chestnut Hill  | 4                      | 0-1  | 0-0   | 0-0  | 1  | 1  | 2  | 0 | 0 | 1  | 1  | 0 | 0   |
| Misericordia   | 7                      | 0-1  | 0-0   | 1-2  | 0  | 0  | 0  | 0 | 0 | 0  | 0  | 0 | 1   |
| Saint Peter's  | 8                      | 0-0  | 0-0   | 0-0  | 1  | 1  | 2  | 0 | 0 | 0  | 0  | 1 | 0   |
| St. John's     | 3                      | 0-0  | 0-0   | 0-0  | 0  | 0  | 0  | 0 | 0 | 0  | 0  | 0 | 0   |
| Northeastern   | 3                      | 0-0  | 0-0   | 0-0  | 1  | 0  | 1  | 0 | 0 | 0  | 0  | 0 | 0   |
| Monmouth       | DNP - Coach's Decision |      |       |      |    |    |    |   |   |    |    |   |     |
| NC A&T         |                        |      |       |      |    |    |    |   |   |    |    |   |     |
| Hampton        |                        |      |       |      |    |    |    |   |   |    |    |   |     |
| Stony Brook    |                        |      |       |      |    |    |    |   |   |    |    |   |     |
| Elon           |                        |      |       |      |    |    |    |   |   |    |    |   |     |
| Hofstra        |                        |      |       |      |    |    |    |   |   |    |    |   |     |
| Drexel         |                        |      |       |      |    |    |    |   |   |    |    |   |     |
| Towson         |                        |      |       |      |    |    |    |   |   |    |    |   |     |
| Monmouth       |                        |      |       |      |    |    |    |   |   |    |    |   |     |
| UNCW           |                        |      |       |      |    |    |    |   |   |    |    |   |     |
| William & Mary |                        |      |       |      |    |    |    |   |   |    |    |   |     |
| Towson         |                        |      |       |      |    |    |    |   |   |    |    |   |     |
| Campbell       |                        |      |       |      |    |    |    |   |   |    |    |   |     |
| Drexel         |                        |      |       |      |    |    |    |   |   |    |    |   |     |
| Hofstra        |                        |      |       |      |    |    |    |   |   |    |    |   |     |
| Charleston     |                        |      |       |      |    |    |    |   |   |    |    |   |     |
| UNCW           |                        |      |       |      |    |    |    |   |   |    |    |   |     |

**MAJOR**

Communication

**CAREER HIGHS****POINTS**

4 vs Hartford 11/26/22

**REBOUNDS**

5 vs Robert Morris 11/7/24

**ASSISTS**

2 at Iona 11/12/24

**BLOCKS**

3 at Rider 11/30/24

**STEALS**

2, twice

**FIELD GOALS**

2 vs Hartford 11/26/22

**FIELD GOAL ATT.**

2, five times

**3-POINT FIELD GOALS****3-POINT FIELD GOAL ATT.**

1 at Hofstra 1/14/23

**FREE THROWS**

2 at Iona 11/12/24

**FREE THROW ATT.**

4 at Iona 11/12/24

**SEASON HIGHS****POINTS**

3 vs Yale 11/24/24

**REBOUNDS**

5 vs Robert Morris 11/7/24

**ASSISTS**

2 at Iona 11/12/24

**BLOCKS**

3 at Rider 11/30/24

**STEALS**

2 vs Bucknell 11/4/24

**FIELD GOALS**

1, five times

**FIELD GOAL ATT.**

2, four times

**3-POINT FIELD GOALS****3-POINT FIELD GOAL ATT.****FREE THROWS**

2 at Iona 11/12/24

**FREE THROW ATT.**

4 at Iona 11/12/24

**MINUTES PLAYED**

14 at Iona 11/12/24

|         |      |       |         | Field Goals |      | 3-Point  |      | F-Throws |      | Rebounds |     |     |     |       |   |    |     |     | Scoring |     |
|---------|------|-------|---------|-------------|------|----------|------|----------|------|----------|-----|-----|-----|-------|---|----|-----|-----|---------|-----|
| SEASON  | TEAM | GP-GS | MIN/AVG | FG-FGA      | FG%  | 3FG-3FGA | 3FG% | FT-FTA   | FT%  | OFF      | DEF | TOT | AVG | PF-FO | A | TO | BLK | STL | PTS     | AVG |
| 2022-23 | UD   | 13-0  | 68/5.2  | 2-5         | .400 | 0-1      | .000 | 0-0      | .000 | 1        | 7   | 8   | 0.6 | 15-0  | 4 | 2  | 1   | 6   | 4       | 0.3 |
| 2023-24 | UD   | 11-0  | 36/3.3  | 0-5         | .000 | 0-0      | .000 | 0-0      | .000 | 1        | 4   | 5   | 0.5 | 13-1  | 0 | 6  | 1   | 1   | 0       | 0.0 |
| 2024-25 | UD   | 14-1  | 95/6.8  | 5-14        | .357 | 0-0      | .000 | 5-11     | .455 | 7        | 15  | 22  | 1.6 | 20-1  | 3 | 11 | 6   | 4   | 15      | 1.1 |
| TOTAL   |      | 38-1  | 199/5.2 | 7-24        | .292 | 0-1      | .000 | 5-11     | .455 | 9        | 26  | 35  | 0.9 | 48-2  | 7 | 19 | 8   | 11  | 19      | 0.5 |



# Erik TIMKO

20

GRADUATE | GUARD | 6-5 | 200 | AUDUBON, PA | METHACTON | JEFFERSON

## AWARDS AND HONORS

- CSC Academic All-America Team Member of the Year (2023-24)
- 2x CSC Academic All-America First Team (2022-23, 2023-24)
- D2CCA Basketball All-American Team Honorable Mention (2023-24)
- 2x D2CCA All-East Region First Team (2022-23, 2023-24)
- NABC East All-District First Team (2022-23)
- D2CCA All-East Region Second Team (2021-22)
- NABC East All-District Second Team (2021-22)
- 2x CACC Player of the Year (2022-23, 2023-24)
- CACC Rookie of the Year (2021-22)
- 3x All-CACC First Team (2021-22, 2022-23, 2023-24)
- 2x CACC All-Tournament Team (2022-23)
- CACC Scholar-Athlete of the Year (2022-23, 2023-24)
- 3x CACC All-Academic Team (2021-22, 2022-23, 2023-24)
- 3x PhillySIDA Academic All-Area Team (2021-22, 2022-23, 2023-24)
- NABC Honors Court (2022-23)
- 2x CSC Academic All-District Team (2022-23, 2023-24)
- CACC Champion (2023-24)

## 2023-24 AT JEFFERSON

- 19.6 PPG, 4.2 RPG, 3.0 APG over 32 games played
- 54.0 FG%, 90.3 PT%, 43.7 3PT%
- Team leader in scoring and three pointers
- Ranked 29th nationally in free-throw percentage (88.0), 17th in three-point percentage (43.7), and 20th in total points (628)
- Led the Rams to first CACC title and NCAA appearance since 2020.

## 2022-23 AT JEFFERSON

- 22.5 PPG (676 points - 3rd all-time), 4.3 RPG, 2.7 APG over 30 starts
- 52.6 FG%, 95.3 PT% (7th all-time), 45.2 3PT%
- Team leader in scoring, three-pointers, and assists
- NCAA Division II Statistics: 9th in total three-pointers and three-point percentage, 11th in total points and points per game, 12th in three-pointers per game, 18th in free throw percentage
- CACC Statistics: 1st in total points, points per game, total three-pointers, three-pointers per game, and three-point percentage, 2nd in free throw percentage, 3rd in field goal percentage
- Scored his 1,000th career point on Feb. 8th vs. Wilmington

## 2021-22 AT JEFFERSON

- 21.2 PPG, 4.1 RPG, 2.3 APG, 1.0 SPG across 23 starts
- 53.3 PT%, 53.2 FG%
- CACC Stats: 1st in points per game and free throw percentage, 3rd in free throws made, 5th in field goal percentage
- NCAA Division II Stats: 8th in free throw percentage, 14th in points per game

## 2020-21 AT JEFFERSON

- Team did not compete due to COVID-19 pandemic

## BIO

Graduated from Methacton High School in 2020... Played both basketball and baseball in high school... Two-time All-Conference first team selection... Named Second Team All-Area and Methacton Most Versatile Player his junior year... Earned First Team All-Area & All-Area Player of the Year honors and was chosen Second Team All-State his senior year... Scored 1,000 career points and set the school single-season scoring record... Team won two conference championships and one district title... Son of Cheryl and Tim Timko... Has one sister, Nicole, who plays basketball at Carnegie Mellon

## GAME-BY-GAME

| OPP.           | MIN | FG-A | 3PT-A | FT-A | OR | DR | TR | F | A | TO | BL | S | PTS |
|----------------|-----|------|-------|------|----|----|----|---|---|----|----|---|-----|
| Bucknell       | 31  | 7-11 | 2-5   | 4-5  | 0  | 4  | 4  | 2 | 2 | 1  | 1  | 0 | 20  |
| Robert Morris  | 37  | 3-12 | 0-4   | 6-6  | 1  | 2  | 3  | 1 | 3 | 1  | 0  | 0 | 12  |
| Iona           | 24  | 1-5  | 0-1   | 2-2  | 0  | 3  | 3  | 1 | 0 | 1  | 0  | 0 | 4   |
| Bryant         | 33  | 2-6  | 0-1   | 3-3  | 0  | 10 | 10 | 3 | 2 | 2  | 0  | 0 | 7   |
| Vermont        | 31  | 2-5  | 1-2   | 0-0  | 0  | 6  | 6  | 2 | 0 | 2  | 0  | 0 | 5   |
| Yale           | 39  | 3-7  | 2-6   | 5-5  | 2  | 3  | 5  | 4 | 4 | 1  | 1  | 0 | 13  |
| Rider          | 30  | 5-9  | 3-7   | 2-2  | 2  | 4  | 6  | 1 | 2 | 0  | 0  | 0 | 15  |
| Del. State     | 31  | 5-8  | 3-6   | 5-6  | 0  | 3  | 3  | 2 | 4 | 2  | 0  | 0 | 18  |
| Duquesne       | 36  | 3-8  | 2-4   | 0-0  | 2  | 5  | 7  | 3 | 1 | 1  | 0  | 0 | 8   |
| Chestnut Hill  | 24  | 5-10 | 2-6   | 5-5  | 1  | 4  | 5  | 1 | 0 | 2  | 1  | 0 | 17  |
| Misericordia   | 28  | 8-11 | 6-9   | 7-7  | 1  | 3  | 4  | 0 | 0 | 1  | 0  | 2 | 29  |
| Saint Peter's  | 29  | 0-5  | 0-3   | 1-2  | 1  | 1  | 2  | 1 | 0 | 1  | 0  | 1 | 1   |
| St. John's     | 30  | 3-7  | 1-4   | 2-4  | 0  | 3  | 3  | 2 | 3 | 0  | 1  | 1 | 9   |
| Northeastern   | 36  | 1-9  | 1-4   | 7-8  | 1  | 4  | 5  | 0 | 1 | 0  | 0  | 0 | 10  |
| Monmouth       | 34  | 6-11 | 5-8   | 0-0  | 0  | 4  | 4  | 1 | 4 | 1  | 1  | 3 | 17  |
| NC A&T         |     |      |       |      |    |    |    |   |   |    |    |   |     |
| Hampton        |     |      |       |      |    |    |    |   |   |    |    |   |     |
| Stony Brook    |     |      |       |      |    |    |    |   |   |    |    |   |     |
| Elon           |     |      |       |      |    |    |    |   |   |    |    |   |     |
| Hofstra        |     |      |       |      |    |    |    |   |   |    |    |   |     |
| Drexel         |     |      |       |      |    |    |    |   |   |    |    |   |     |
| Towson         |     |      |       |      |    |    |    |   |   |    |    |   |     |
| Monmouth       |     |      |       |      |    |    |    |   |   |    |    |   |     |
| UNCW           |     |      |       |      |    |    |    |   |   |    |    |   |     |
| William & Mary |     |      |       |      |    |    |    |   |   |    |    |   |     |
| Towson         |     |      |       |      |    |    |    |   |   |    |    |   |     |
| Campbell       |     |      |       |      |    |    |    |   |   |    |    |   |     |
| Drexel         |     |      |       |      |    |    |    |   |   |    |    |   |     |
| Hofstra        |     |      |       |      |    |    |    |   |   |    |    |   |     |
| Charleston     |     |      |       |      |    |    |    |   |   |    |    |   |     |
| UNCW           |     |      |       |      |    |    |    |   |   |    |    |   |     |

## MAJOR

MS International Business

## CAREER HIGHS

### POINTS

36 vs Felician 12/31/22

### REBOUNDS

10 vs Bryant 11/18/24

### ASSISTS

7, four times

### BLOCKS

2, three times

### STEALS

5 at Staten Island 11/18/23

### FIELD GOALS

14 vs Chestnut Hill 11/30/22

### FIELD GOAL ATT.

21 at Adelphi 11/27/22

### 3-POINTS FIELD GOALS

7, twice

### 3-POINT FIELD GOAL ATT.

14 vs Bloomsburg 11/22/22

### FREE THROWS

14 vs Caldwell 1/23/22

### FREE THROW ATT.

14 vs Caldwell 1/23/22

## SEASON HIGHS

### POINTS

29 vs Misericordia 12/17/24

### REBOUNDS

10 vs Bryant 11/18/24

### ASSISTS

4, three times

### BLOCKS

1, five times

### STEALS

3 vs Monmouth 1/4/25

### FIELD GOALS

8 vs Misericordia 12/17/24

### FIELD GOAL ATT.

12 vs Robert Morris 11/7/24

### 3-POINTS FIELD GOALS

6 vs Misericordia 12/17/24

### 3-POINT FIELD GOAL ATT.

9 vs Misericordia 12/17/24

### FREE THROWS

7, twice

### FREE THROW ATT.

8 at Northeastern 1/2/25

### MINUTES PLAYED

39 vs Yale 11/24/24

|              |      |        |           | Field Goals |      | 3-Point  |      | F-Throws |      | Rebounds |     |     |     |       |     |     |     | Scoring |      |      |
|--------------|------|--------|-----------|-------------|------|----------|------|----------|------|----------|-----|-----|-----|-------|-----|-----|-----|---------|------|------|
| SEASON       | TEAM | GP-GS  | MIN/AVG   | FG-FGA      | FG%  | 3FG-3FGA | 3FG% | FT-FTA   | FT%  | OFF      | DEF | TOT | AVG | PF-FO | A   | TO  | BLK | STL     | PTS  | AVG  |
| 2021-22      | Jeff | 23-23  | 846/36.8  | 157-295     | .532 | 53-130   | .408 | 121-133  | .910 | 18       | 77  | 95  | 4.1 | 54-0  | 52  | 48  | 8   | 22      | 488  | 21.2 |
| 2022-23      | Jeff | 30-30  | 1076/35.9 | 229-435     | .526 | 95-210   | .452 | 123-138  | .891 | 20       | 109 | 129 | 4.3 | 71-2  | 82  | 61  | 10  | 27      | 676  | 22.5 |
| 2023-24      | Jeff | 32-31  | 1152/36.0 | 214-396     | .540 | 90-206   | .437 | 110-125  | .880 | 20       | 115 | 135 | 4.2 | 69-0  | 99  | 73  | 8   | 44      | 628  | 19.6 |
| 2024-25      | UD   | 15-15  | 471/31.4  | 54-124      | .435 | 28-70    | .400 | 49-55    | .891 | 11       | 59  | 70  | 4.7 | 24-0  | 26  | 16  | 5   | 7       | 185  | 12.3 |
| TOTAL FOR UD |      | 15-15  | 471/31.4  | 54-124      | .435 | 28-70    | .400 | 49-55    | .891 | 11       | 59  | 70  | 4.7 | 24-0  | 26  | 16  | 5   | 7       | 185  | 12.3 |
| TOTAL        |      | 100-99 | 3545/35.5 | 654-1250    | .523 | 266-616  | .432 | 403-451  | .894 | 69       | 360 | 429 | 4.3 | 218-2 | 259 | 198 | 31  | 100     | 1977 | 19.8 |



# Tyler HOUSER

# 44

**JUNIOR | FORWARD | 6-9 | 235 | CAMP HILL, PA | CEDAR CLIFF | VMI**

## HONORS AND AWARDS

• 2023 Southern Conference All-Freshmen Team

## 2024-25

• Will miss the entire season due to hip injury

## 2023-24

• Made 33 appearances off the bench  
• Averaged 4.8 points and 2.2 rebounds per game  
• Shot 41.4% from the field and 34.1% from beyond the arc

## 2022-23 AT VMI

• Averaged 10.8 points and 5.0 rebounds per game over 32 games, including 26 starts  
• Shot .443 from the field and .335 from long range  
• Hit a triple in 21 contests with at least two in 11  
• Finished the season third on the team in scoring and field-goal percentage after posting 20 double-digit performances, including a career high 26 points in the regular season finale

## BIO

Graduated from Cedar Cliff in 2022... Four-year letterwinner... Scored over 1,000 points... Member of the National Honor Society... Posted a 4.1 GPA... Grandfather, Barry Houser, was drafted by the Pittsburgh Pirates and played professionally in the Western Carolina League where he would become an Eastern League All-Star

## GAME-BY-GAME

| OPP.           | MIN | FG-A | 3PT-A | FT-A | OR | DR | TR | F | A | TO | BL | S | PTS       |
|----------------|-----|------|-------|------|----|----|----|---|---|----|----|---|-----------|
| Bucknell       |     |      |       |      |    |    |    |   |   |    |    |   | DNP - Hip |
| Robert Morris  |     |      |       |      |    |    |    |   |   |    |    |   | DNP - Hip |
| Iona           |     |      |       |      |    |    |    |   |   |    |    |   | DNP - Hip |
| Bryant         |     |      |       |      |    |    |    |   |   |    |    |   | DNP - Hip |
| Vermont        |     |      |       |      |    |    |    |   |   |    |    |   | DNP - Hip |
| Yale           |     |      |       |      |    |    |    |   |   |    |    |   | DNP - Hip |
| Rider          |     |      |       |      |    |    |    |   |   |    |    |   | DNP - Hip |
| Del. State     |     |      |       |      |    |    |    |   |   |    |    |   | DNP - Hip |
| Duquesne       |     |      |       |      |    |    |    |   |   |    |    |   | DNP - Hip |
| Chestnut Hill  |     |      |       |      |    |    |    |   |   |    |    |   | DNP - Hip |
| Misericordia   |     |      |       |      |    |    |    |   |   |    |    |   | DNP - Hip |
| Saint Peter's  |     |      |       |      |    |    |    |   |   |    |    |   | DNP - Hip |
| St. John's     |     |      |       |      |    |    |    |   |   |    |    |   | DNP - Hip |
| Northeastern   |     |      |       |      |    |    |    |   |   |    |    |   | DNP - Hip |
| Monmouth       |     |      |       |      |    |    |    |   |   |    |    |   | DNP - Hip |
| NC A&T         |     |      |       |      |    |    |    |   |   |    |    |   |           |
| Hampton        |     |      |       |      |    |    |    |   |   |    |    |   |           |
| Stony Brook    |     |      |       |      |    |    |    |   |   |    |    |   |           |
| Elon           |     |      |       |      |    |    |    |   |   |    |    |   |           |
| Hofstra        |     |      |       |      |    |    |    |   |   |    |    |   |           |
| Drexel         |     |      |       |      |    |    |    |   |   |    |    |   |           |
| Towson         |     |      |       |      |    |    |    |   |   |    |    |   |           |
| Monmouth       |     |      |       |      |    |    |    |   |   |    |    |   |           |
| UNCW           |     |      |       |      |    |    |    |   |   |    |    |   |           |
| William & Mary |     |      |       |      |    |    |    |   |   |    |    |   |           |
| Towson         |     |      |       |      |    |    |    |   |   |    |    |   |           |
| Campbell       |     |      |       |      |    |    |    |   |   |    |    |   |           |
| Drexel         |     |      |       |      |    |    |    |   |   |    |    |   |           |
| Hofstra        |     |      |       |      |    |    |    |   |   |    |    |   |           |
| Charleston     |     |      |       |      |    |    |    |   |   |    |    |   |           |
| UNCW           |     |      |       |      |    |    |    |   |   |    |    |   |           |

## MAJOR

Accounting

## CAREER HIGHS

### POINTS

26 at Western Caro. 2/25/23

### REBOUNDS

12 at The Citadel 2/2/23

### ASSISTS

3 at Elon 2/15/24

### BLOCKS

2, twice

### STEALS

1, 21 times

### FIELD GOALS

10 at Western Caro. 2/25/23

### FIELD GOAL ATT.

24 at Western Caro. 2/25/23

### 3-POINTS FIELD GOALS

5 at Western Caro. 2/25/23

### 3-POINT FIELD GOAL ATT.

16 at Western Caro. 2/25/23

### FREE THROWS

4, six times

### FREE THROW ATT.

6, twice

## SEASON HIGHS

### POINTS

### REBOUNDS

### ASSISTS

### BLOCKS

### STEALS

### FIELD GOALS

### FIELD GOAL ATT.

### 3-POINTS FIELD GOALS

### 3-POINT FIELD GOAL ATT.

### FREE THROWS

### FREE THROW ATT.












### MINUTES PLAYED

|              |      |       |           | Field Goals |      | 3-Point  |      | F-Throws |      | Rebounds |     |     |     |       |    |    |     |     | Scoring |      |
|--------------|------|-------|-----------|-------------|------|----------|------|----------|------|----------|-----|-----|-----|-------|----|----|-----|-----|---------|------|
| SEASON       | TEAM | GP-GS | MIN/AVG   | FG-FGA      | FG%  | 3FG-3FGA | 3FG% | FT-FTA   | FT%  | OFF      | DEF | TOT | AVG | PF-FO | A  | TO | BLK | STL | PTS     | AVG  |
| 2022-23      | VMI  | 32-26 | 837/26.2  | 129-291     | .443 | 43-121   | .355 | 44-60    | .733 | 49       | 112 | 161 | 5.0 | 64-1  | 14 | 48 | 14  | 12  | 345     | 10.8 |
| 2023-24      | UD   | 33-0  | 506/15.3  | 58-140      | .414 | 29-85    | .341 | 15-20    | .750 | 19       | 55  | 74  | 2.2 | 58-2  | 16 | 25 | 7   | 9   | 160     | 4.8  |
| TOTAL FOR UD |      | 33-0  | 506/15.3  | 58-140      | .414 | 29-85    | .341 | 15-20    | .750 | 19       | 55  | 74  | 2.2 | 58-2  | 16 | 25 | 7   | 9   | 160     | 4.8  |
| TOTAL        |      | 65-26 | 1343/20.7 | 187-431     | .434 | 72-206   | .350 | 59-80    | .738 | 68       | 167 | 235 | 3.6 | 122-3 | 30 | 73 | 21  | 21  | 505     | 7.8  |

# DELAWARE BLUE HENS TV & RADIO CHART

**NOTES:** Delaware returns seven players from last season and welcomes eight newcomers ... 89-22 under Ingelsby when holding opponents under 70 points, including 49-7 over last four seasons, 16-1 last season, and 4-0 this season ... 49-30 under Ingelsby in five-point games, 32-19 in one score games ... Tallied 100 pts over Yale - first time over DI opponent since 2013 and first over DI in regulation since 2001 ... Made 17 3FG vs Delaware State - most since 2000 ... Have hit 15 3FGs in three games this season ... Never cracked top 100 in NET ranking until last season

| RECORD         | 2024-25    | LAST YR.     | STATS           | DEL  | OPP  | NC A&T | OPP  | LAST THREE GAMES...                                 |
|----------------|------------|--------------|-----------------|------|------|--------|------|---|
| <b>Overall</b> | <b>8-7</b> | <b>19-14</b> | <b>FG%</b>      | 46.3 | 42.4 | 41.0   | 44.3 | <b>Jan. 4 Monmouth W, 84-64</b>                     |
| <b>CAA</b>     | <b>1-1</b> | <b>10-8</b>  | <b>3PT%</b>     | 38.1 | 35.0 | 32.5   | 30.4 | <i>Hens dominate Hawks in CAA home opener</i>       |
| <b>Home</b>    | <b>5-2</b> | <b>8-5</b>   | <b>FT%</b>      | 77.8 | 72.3 | 70.7   | 73.7 | <b>Jan. 2 at Northeastern L, 80-77</b>              |
| <b>Away</b>    | <b>2-4</b> | <b>8-6</b>   | <b>Points</b>   | 78.3 | 75.9 | 73.9   | 78.8 | <i>Hens drop CAA opener and third-straight game</i> |
| <b>Neutral</b> | <b>1-1</b> | <b>3-3</b>   | <b>Rebounds</b> | 34.3 | 38.7 | 37.1   | 42.4 | <b>Dec. 28 at St. John's L, 97-76</b>               |
|                |            |              | <b>Assists</b>  | 13.6 | 12.5 | 11.9   | 15.3 | <i>Red Storm too much for Hens</i>                  |

|  |   |      |            |  |             |      |  |  |  |
|--|---|------|------------|--|-------------|------|--|--|--|
|    | <b>#0 GABE MOSS</b>                         |      |            | Jr. • F • 6-8 • 218 • Pottstown, Pa. • The Hill School   |             |      |  | <ul style="list-style-type: none"> <li>Played in seven games this season</li> <li>Notched a career-best 10 points against Chestnut Hill on 4-of-5 shooting</li> <li>Missed first two seasons due to injury</li> <li>Made collegiate debut vs Bucknell; first game in 1,021 days dating back to senior year of high school</li> </ul>   | <b>POINTS</b> 10 vs Chestnut Hill 12/10/24<br><b>REBOUNDS</b> 3, twice<br><b>ASSISTS</b><br><b>BLOCKS</b><br><b>STEALS</b> 1 vs Monmouth 1/4/25<br><b>MINUTES</b> 15 at St. John's 12/28/24<br><b>LAST GAME</b> 6 pts in 12 min  |
|  | <b>PPG</b>                                  | 4.6  | <b>SPG</b> | 0.1  | <b>FG%</b>  | 73.7 |  |  |  |
|  | <b>RPG</b>                                  | 1.1  | <b>BPG</b> | --   | <b>3FG%</b> | --   |  |  |  |
|  | <b>APG</b>                                  | --   | <b>MPG</b> | 9.6  | <b>FT%</b>  | 44.4 |  |  |  |
|  |   |      |            |  |             |      |  |  |  |
|    | <b>#1 IZAIHA PASHA</b> <i>(eye-ZAY-uh)</i>  |      |            | Fr. • G • 6-4 • 190 • Harrisburg, Pa. • Cardinal O'Hara  |             |      |  | <ul style="list-style-type: none"> <li>2x CAA Rookie of the Week</li> <li>Tallied 10+ points in eight of last 10 games, including three with 15+</li> <li>Became first freshman to start a season opener since Kevin Anderson and Chyree Walker in 2017</li> <li>Tallied career-high 20 points vs Vermont</li> <li>True freshman after reclassifying and taking a prep year at St. Thomas More School in Oakdale, Conn.</li> <li>Previously signed with Rick Pittino and Iona before reclassifying</li> <li>Three star recruit by 247 Sports</li> </ul>  | <b>POINTS</b> 20 vs Vermont 11/23/24<br><b>REBOUNDS</b> 9 vs Yale 11/24/24<br><b>ASSISTS</b> 5, three times<br><b>BLOCKS</b> 2, twice<br><b>STEALS</b> 2 at Northeastern 1/2/25<br><b>MINUTES</b> 37, twice<br><b>LAST GAME</b> 7 pts in 12 min  |
|  | <b>PPG</b>                                  | 10.6 | <b>SPG</b> | 0.4  | <b>FG%</b>  | 47.8 |  |  |  |
|  | <b>RPG</b>                                  | 3.9  | <b>BPG</b> | 0.8  | <b>3FG%</b> | 25.0 |  |  |  |
|  | <b>APG</b>                                  | 3.0  | <b>MPG</b> | 26.9   | <b>FT%</b>  | 77.8 |  |  |  |
|  |   |      |            |  |             |      |  |  |  |
|    | <b>#2 JOHN CAMDEN</b>                       |      |            | Sr. • F • 6-8 • 220 • Downingtown, Pa. • Brewster Academy • Virginia Tech/Memphis              |             |      |  | <ul style="list-style-type: none"> <li>Started every game this season</li> <li>Nearled triple-double vs Monmouth with 15 points, 8 rebounds, and 7 assists</li> <li>Tallied 10+ in 11 games, 15+ in seven, 20+ in four, 30+ in two</li> <li>Dropped career-high 35 points at St. John's and tied single-game record of nine triples made</li> <li>One of 11 players in the country to make at least nine threes in a game this season</li> <li>Played in 37 career games for the Hokies over two seasons; Started career at Memphis where he played in one game before missing the season due to injury</li> </ul>   | <b>POINTS</b> 35 at St. John's 12/28/24<br><b>REBOUNDS</b> 8, four times<br><b>ASSISTS</b> 7 vs Monmouth 1/4/25<br><b>BLOCKS</b> 2, twice<br><b>STEALS</b> 3, twice<br><b>MINUTES</b> 40 at St. John's 12/28/24<br><b>LAST GAME</b> 15 pts, CH 8 rbs, CH 7 asts                        |
|  | <b>PPG</b>                                  | 16.7 | <b>SPG</b> | 1.1  | <b>FG%</b>  | 47.6 |  |  |  |
|  | <b>RPG</b>                                  | 5.3  | <b>BPG</b> | 0.3  | <b>3FG%</b> | 44.1 |  |  |  |
|  | <b>APG</b>                                  | 2.3  | <b>MPG</b> | 31.8   | <b>FT%</b>  | 76.1 |  |  |  |
|  |   |      |            |  |             |      |  |  |  |
|    | <b>#3 CAVAN REILLY</b> <i>(CAV-in)</i>      |      |            | Jr. • G • 6-4 • 188 • Lovettsville, Va. • Bishop O'Connell                                     |             |      |  | <ul style="list-style-type: none"> <li>Started every game played this season; missed two games due to illness</li> <li>Scored 10+ points in eight games this season, including 15+ in five, and 20+ in two</li> <li>Played in 32 games, making 30 starts in 2023-24</li> <li>Posted 10+ points in 12 games, including five at 15+, and one 20+ in 23-24</li> <li>Scored CH 24 points on 7-13 shooting, including 6-11 from three against UNCG last year</li> <li>Led team and third nationally among freshmen in 3FG with minimum 25 made during rookie campaign</li> <li>Set program record for three-point field goal percentage by a rookie (45.3)</li> </ul> | <b>POINTS</b> 24 vs UNCG 11/25/23<br><b>REBOUNDS</b> 6, three times<br><b>ASSISTS</b> 4 at Rider 11/30/24<br><b>BLOCKS</b> 1, 10 times<br><b>STEALS</b> 4, twice<br><b>MINUTES</b> 37, three times<br><b>LAST GAME</b> DNP - Illness   |
|  | <b>PPG</b>                                  | 12.1 | <b>SPG</b> | 0.7  | <b>FG%</b>  | 46.8 |  |  |  |
|  | <b>RPG</b>                                  | 3.4  | <b>BPG</b> | 0.2  | <b>3FG%</b> | 36.8 |  |  |  |
|  | <b>APG</b>                                  | 1.4  | <b>MPG</b> | 31.3   | <b>FT%</b>  | 84.4 |  |  |  |
|  |   |      |            |  |             |      |  |  |  |
|    | <b>#4 NIELS LANE</b> <i>(NYE-uhls)</i>      |      |            | Sr. • G • 6-5 • 215 • Freehold, N.J. • Roselle Catholic • Florida                              |             |      |  | <ul style="list-style-type: none"> <li>Scored at least 12 points in all but two games this season</li> <li>Nearled first career double-double with 12 pts and career-best nine assists vs Misericordia</li> <li>Dropped a game-high 20 points on 8-of-10 shooting at Duquesne</li> <li>Tallied career-high 22 points vs NC A&amp;T, including highs in triples and 3FG attempts (4-for-5) last year</li> <li>Transfer from Florida</li> <li>Nationally-ranked fencer in middle school</li> </ul>   | <b>POINTS</b> 22 vs NC A&T 1/25/24<br><b>REBOUNDS</b> 9 vs Texas A&M 3/10/22<br><b>ASSISTS</b> 9 vs Misericordia 12/17/24<br><b>BLOCKS</b> 2, five times<br><b>STEALS</b> 5 vs Misericordia 12/17/24<br><b>MINUTES</b> 39 vs Towson 1/27/24<br><b>LAST GAME</b> 17 pts, 2 rbs, 2 asts  |
|  | <b>PPG</b>                                  | 14.0 | <b>SPG</b> | 1.5  | <b>FG%</b>  | 51.4 |  |  |  |
|  | <b>RPG</b>                                  | 4.1  | <b>BPG</b> | 0.9  | <b>3FG%</b> | 45.2 |  |  |  |
|  | <b>APG</b>                                  | 1.9  | <b>MPG</b> | 29.5   | <b>FT%</b>  | 78.3 |  |  |  |
|  |   |      |            |  |             |      |  |  |  |
|   | <b>#5 MACON EMORY</b> <i>(MAKE-in)</i>      |      |            | Fr. • G • 6-8 • 185 • Devon, Pa. • Perkiomen   |             |      |  | <ul style="list-style-type: none"> <li>Played in all but two games this season; Made first career start vs Monmouth</li> <li>Notched career highs in points (11) and rebounds (8) in career best 28 minutes vs Monmouth</li> <li>Tallied first career point at Iona</li> <li>Joins brother Houston as one of 17 brothers to play on same team this season nationwide</li> <li>Played with brother Houston and teammate Kobe Jerome at Blue Ridge School</li> <li>Both parents played basketball at CAA rival William &amp; Mary; he and Houston are two of five nationally to have parent play basketball at conference rival</li> </ul>                         | <b>POINTS</b> 11 vs Monmouth 1/4/25<br><b>REBOUNDS</b> 8 vs Monmouth 1/4/25<br><b>ASSISTS</b> 2, three times<br><b>BLOCKS</b> 3 vs Misericordia 12/17/24<br><b>STEALS</b> 2 at Iona 11/12/24<br><b>MINUTES</b> 28 vs Monmouth 1/4/25<br><b>LAST GAME</b> CH 11 pts, CH 8 rbs           |
|  | <b>PPG</b>                                  | 2.9  | <b>SPG</b> | 0.4  | <b>FG%</b>  | 29.5 |  |  |  |
|  | <b>RPG</b>                                  | 3.0  | <b>BPG</b> | 0.8  | <b>3FG%</b> | 22.2 |  |  |  |
|  | <b>APG</b>                                  | 0.5  | <b>MPG</b> | 13.8   | <b>FT%</b>  | 85.7 |  |  |  |
|  |   |      |            |  |             |      |  |  |  |
|  | <b>#7 TAHRON ALLEN</b> <i>(TUH-run)</i>     |      |            | Sr. • G • 6-5 • 200 • Brooklyn, N.Y. • Brooklyn Collegiate • Wagner/Monmouth                   |             |      |  | <ul style="list-style-type: none"> <li>Played in nine games this season; missed last six</li> <li>Dropped a season-high 14 points in win at Iona</li> <li>NEC Champion and Tournament MVP at Wagner last year</li> <li>Tallied 10.5 points and 5.1 rebounds per game last season</li> <li>Spent two seasons at Monmouth before leaving for Wagner</li> <li>Tallied 10+ points in 17 games for the Seahawks, including a trio at 20+</li> </ul>   | <b>POINTS</b> 23 at NC A&T 1/28/23<br><b>REBOUNDS</b> 12 vs Molloy 11/9/23<br><b>ASSISTS</b> 5 vs Delaware St 12/3/24<br><b>BLOCKS</b> 2, twice<br><b>STEALS</b> 6 at Stony Brook 2/8/23<br><b>MINUTES</b> 40 at Merrimack 3/12/24<br><b>LAST GAME</b> DNP - Illness                   |
|  | <b>PPG</b>                                  | 6.1  | <b>SPG</b> | 1.0  | <b>FG%</b>  | 42.9 |  |  |  |
|  | <b>RPG</b>                                  | 1.4  | <b>BPG</b> | 0.1  | <b>3FG%</b> | 53.3 |  |  |  |
|  | <b>APG</b>                                  | 1.2  | <b>MPG</b> | 16.8   | <b>FT%</b>  | 55.6 |  |  |  |
|  |   |      |            |  |             |      |  |  |  |
|  | <b>#8 KEVIN KOGBARA</b> <i>(kog-BAR-uh)</i> |      |            | Jr. • F • 6-8 • 275 • Peoria, Ariz. • Dream City • Bishop State/Allan Hancock                  |             |      |  | <ul style="list-style-type: none"> <li>Played in all but three games this season</li> <li>Tallied career highs in points (8) and rebounds (6) vs Monmouth</li> <li>Made NCAA debut against Bucknell; scored first point against Robert Morris</li> <li>Spent two years at JUCO level - first at Allan Hancock, second at Bishop State</li> <li>Holds associates degree from Bishop State</li> <li>Played in 50 career games at JUCO level</li> </ul>   | <b>POINTS</b> 8 vs Monmouth 1/4/25<br><b>REBOUNDS</b> 6, twice<br><b>ASSISTS</b> 2, twice<br><b>BLOCKS</b> 1 at Iona 11/12/24<br><b>STEALS</b> 1, twice<br><b>MINUTES</b> 11 vs Monmouth 1/4/25<br><b>LAST GAME</b> CH 8 pts, CH 6 rbs   |
|  | <b>PPG</b>                                  | 1.8  | <b>SPG</b> | 0.2  | <b>FG%</b>  | 52.6 |  |  |  |
|  | <b>RPG</b>                                  | 2.0  | <b>BPG</b> | 0.1  | <b>3FG%</b> | 33.3 |  |  |  |
|  | <b>APG</b>                                  | 0.6  | <b>MPG</b> | 5.8  | <b>FT%</b>  | --   |  |  |  |
|  |   |      |            |  |             |      |  |  |  |
|  | <b>#11 KOBE JEROME</b>                      |      |            | Sr. • G • 6-4 • 190 • Harlem, N.Y. • Blue Ridge School   |             |      |  | <ul style="list-style-type: none"> <li>Appeared in five games this season</li> <li>Played in 23 games last season</li> <li>Went 6-for-6 from long range against Goldey-Beacom last year</li> <li>Brother of Ty Jerome - current Cleveland Cavalier and former national champion at Virginia</li> <li>Played at Blue Ridge School with Houston and Macon Emory</li> </ul>   | <b>POINTS</b> 18 vs Goldey-Beacom 11/8/23<br><b>REBOUNDS</b> 4 vs Hampton 3/9/24<br><b>ASSISTS</b> 4 at Delaware State 11/15/23<br><b>BLOCKS</b> 1 vs Goldey-Beacom 11/8/23<br><b>STEALS</b> 1, four times<br><b>MINUTES</b> 25 vs Hampton 3/9/24<br><b>LAST GAME</b> DNP - Illness    |
|  | <b>PPG</b>                                  | 1.0  | <b>SPG</b> | 0.2  | <b>FG%</b>  | 33.3 |  |  |  |
|  | <b>RPG</b>                                  | 0.4  | <b>BPG</b> | --   | <b>3FG%</b> | 20.0 |  |  |  |
|  | <b>APG</b>                                  | 1.0  | <b>MPG</b> | 5.8  | <b>FT%</b>  | 0.0  |  |  |  |
|  |   |      |            |  |             |      |  |  |  |
|  | <b>#13 TRENT MIDDLETON JR.</b>              |      |            | So. • G • 6-3 • 180 • Philadelphia, Pa. • Philadelphia Math, Civics, and Sciences • Ball State |             |      |  | <ul style="list-style-type: none"> <li>Played in all but two games this season, making first start as a Hen against Misericordia</li> <li>Scored season-high 13 points vs Robert Morris</li> <li>Started seven of 29 games last season at Ball State</li> <li>Averaged 6.2 points, 2.6 rebounds, and 1.9 assists during rookie season for Cardinals</li> <li>Tallied seven double-digit scoring efforts for Cardinals</li> </ul>   | <b>POINTS</b> 14 vs Bowling Green 1/30/24<br><b>REBOUNDS</b> 6, six times<br><b>ASSISTS</b> 7 vs Goshen 11/7/23<br><b>BLOCKS</b> 2 at Duquesne 12/7/24<br><b>STEALS</b> 2, five times<br><b>MINUTES</b> 38 vs Ohio 2/6/24<br><b>LAST GAME</b> 3 pts, 3 asts                            |
|  | <b>PPG</b>                                  | 5.3  | <b>SPG</b> | 0.7  | <b>FG%</b>  | 41.8 |  |  |  |
|  | <b>RPG</b>                                  | 2.5  | <b>BPG</b> | 0.2  | <b>3FG%</b> | 30.0 |  |  |  |
|  | <b>APG</b>                                  | 1.8  | <b>MPG</b> | 19.4   | <b>FT%</b>  | 85.0 |  |  |  |
|  |   |      |            |  |             |      |  |  |  |
|  | <b>#15 HOUSTON EMORY</b>                    |      |            | Jr. • F • 6-9 • 195 • Devon, Pa. • Blue Ridge School   |             |      |  | <ul style="list-style-type: none"> <li>Played in all but one game this season; making first career start at Northeastern</li> <li>Notched career-high 3 blocks at Rider</li> <li>Joins brother Macon as one of 17 brothers to play on same team this season nationwide</li> <li>Spent time at Blue Ridge School with brother Macon and teammate Kobe Jerome</li> <li>Both parents played basketball at CAA rival William &amp; Mary; he and Macon are two of five nationally to have parent play basketball at conference rival</li> </ul>   | <b>POINTS</b> 4 vs Hartford 11/26/22<br><b>REBOUNDS</b> 5 vs Robert Morris 11/7/24<br><b>ASSISTS</b> 2 at Iona 11/12/24<br><b>BLOCKS</b> 3 at Rider 11/30/24<br><b>STEALS</b> 2, twice<br><b>MINUTES</b> 14 at Iona 11/12/24<br><b>LAST GAME</b> DNP - Coach's Decision                |
|  | <b>PPG</b>                                  | 1.1  | <b>SPG</b> | 0.3  | <b>FG%</b>  | 35.7 |  |  |  |
|  | <b>RPG</b>                                  | 1.6  | <b>BPG</b> | 0.4  | <b>3FG%</b> | --   |  |  |  |
|  | <b>APG</b>                                  | 0.2  | <b>MPG</b> | 6.8  | <b>FT%</b>  | 45.5 |  |  |  |
|  |   |      |            |  |             |      |  |  |  |
|  | <b>#20 ERIK TIMKO</b>                       |      |            | Gr. • G • 6-5 • 200 • Audubon, Pa. • Methacton • Jefferson                                     |             |      |  | <ul style="list-style-type: none"> <li>Tallied season-high 29 points against Misericordia</li> <li>Became 34th active player with 250 in career and 1 of 4 with less than 100 games at Duquesne</li> <li>DII All-American transfer from Jefferson</li> <li>2023-24 CSC Academic All-America Team Member of the Year</li> <li>2x CACC Player of the Year, 1x CACC Rookie of the Year, 3x All-CACC First Team selection</li> <li>88 career games with 10+ points, 53 with 20+ points</li> <li>19.6 ppg, 4.2 rpg, 3.0 apg over 32 games played last season</li> </ul>   | <b>POINTS</b> 36 vs Felician 12/31/22<br><b>REBOUNDS</b> 10 vs Bryant 11/18/24<br><b>ASSISTS</b> 7, four times<br><b>BLOCKS</b> 2, three times<br><b>STEALS</b> 5 at Stony Island 11/18/23<br><b>MINUTES</b> 40 at Kutztown 11/16/22<br><b>LAST GAME</b> 17 pts, 4 rbs, 4 asts, 3 stls |
|  | <b>PPG</b>                                  | 12.3 | <b>SPG</b> | 0.5  | <b>FG%</b>  | 43.5 |  |  |  |
|  | <b>RPG</b>                                  | 4.7  | <b>BPG</b> | 0.3  | <b>3FG%</b> | 40.0 |  |  |  |
|  | <b>APG</b>                                  | 1.7  | <b>MPG</b> | 31.5   | <b>FT%</b>  | 89.1 |  |  |  |
|  |   |      |            |  |             |      |  |  |  |

|                       |  |
|-----------------------|--|
| <b>COACHING STAFF</b> |  |
| HC:                   | Martin Ingelsby (Notre Dame '01)                 |
| Record/Career:        | 139-124/same (9 years)                           |
| ASSOC HC:             | Bill Phillips (Saint Joseph's '01), 9th season   |
| AC:                   | JJ Butler (Lipscomb '16), 2nd season             |
| AC:                   | Danny O'Connor (Indiana '16), 9th season         |
| AC:                   | Christian Nunez (Farmingdale St '13), 1st season |

|   |  |  |  |   |  |                          |                             |
|---|--|--|--|---|--|--------------------------|-----------------------------|
| <b>#10 BRANDON BAFFONE</b> <i>(bah-PHONE)</i>       |  | <b>#12 ALEX MCFADDEN</b>                   |  | <b>#44 TYLER HOUSER</b>                                     |  | <b>UPCOMING GAMES...</b> |                             |
| Fr. • G • 6-1 • 175<br>Hockessin, Del. • Salesianum |  | Fr. • G • 6-1 • 160<br>Wayne, Pa. • Radnor |  | Jr. • F • 6-9 • 235 •<br>Camp Hill, Pa. • Cedar Cliff • VMI |  | Sat., Jan. 11            | at Hampton 2 FloCollege     |
| <b>PPG</b> 1.5 <b>FG%</b> 1-3                       |  | <b>PPG</b> -- <b>FG%</b> --                |  | <b>PPG</b> 4.8 <b>FG%</b> 41.4                              |  | Thu., Jan. 16            | Stony Brook 6:30 FloCollege |
| <b>RPG</b> 0.5 <b>3FG%</b> 1-2                      |  | <b>RPG</b> -- <b>3FG%</b> --               |  | <b>RPG</b> 2.2 <b>3FG%</b> 34.1                             |  | Sat., Jan. 18            | Elon 2 FloCollege           |
| <b>APG</b> -- <b>FT%</b> --                         |  | <b>APG</b> -- <b>FT%</b> --                |  | <b>APG</b> 0.5 <b>FT%</b> 75.0                              |  | Thu., Jan. 23            | at Hofstra 7 FloCollege     |
|   |  |  |  |   |  | Sat., Jan. 25            | at Drexel 2 FloCollege      |
|   |  |  |  |   |  | Thu., Jan. 30            | Towson 6:30 FloCollege      |

2023-24 stats



**GABE  
MOSS**

So. | F | 6-8 | 218  
Pottstown, Pa.



**IZAIAH  
PASHA**

Fr. | G | 6-4 | 190  
Harrisburg, Pa.




**JOHN  
CAMDEN**

Sr. | F | 6-8 | 220  
Downingtown, Pa.



**CAVAN  
REILLY**

Jr. | G | 6-4 | 188  
Lovettsville, Va.



**NIELS  
LANE**

Sr. | G | 6-5 | 215  
Freehold, N.J.



**MACON  
EMORY**

Fr. | F | 6-8 | 185  
Devon, Pa.



**TAHRON  
ALLEN**

Sr. | G | 6-5 | 200  
Brooklyn, N.Y.



**KEVIN  
KOGBARA**

Jr. | F | 6-8 | 275  
Peoria, Ariz.



**BRANDON  
BAFFONE**

So. | G | 6-1 | 175  
Hockessin, Del.



**KOBE  
JEROME**

Sr. | G | 6-4 | 190  
Harlem, N.Y.



**ALEX  
MCFADDEN**

Fr. | G | 6-1 | 160  
Radnor, Pa.



**TRENT  
MIDDLETON JR.**

So. | G | 6-3 | 180  
Philadelphia, Pa.



**HOUSTON  
EMORY**

Jr. | F | 6-9 | 195  
Devon, Pa.



**ERIK  
TIMKO**

Gr. | G | 6-5 | 200  
Audubon, Pa.



**TYLER  
HOUSER**

Jr. | F | 6-9 | 235  
Camp Hill, Pa.




**MARTIN  
INGELSBY**

Head Coach  
9th season



**BILL  
PHILLIPS**

Assoc. Head Coach  
9th season



**JJ  
BUTLER**

Assistant Coach  
2nd season




**DANNY  
O'CONNOR**

Assistant Coach  
9th season



**CHRISTIAN  
NUNEZ**

Assistant Coach  
1st season



**STEPHEN  
GALGANO**

Director/Ops  
2nd season