

SIX-TIME NCAA PARTICIPANT | NINE-TIME CONFERENCE CHAMPIONS | 13 ALL-AMERICANS



# DELAWARE BLUE HENS

MEN'S BASKETBALL  
GAME NOTES

ED LEFURGE III | ASSISTANT AD, COMMUNICATIONS &amp; CREATIVE SERVICES

LEFURGE@UDEL.EDU | 732-600-6552 | @EL3THESID

## 2024-25 SCHEDULE

12-15, 5-9 CAA

HOME: 8-5 | AWAY: 3-9 | NEUTRAL: 1-1

### NOVEMBER (4-3)

MONDAY	4	BUCKNELL	L, 73-85
THURSDAY	7	ROBERT MORRIS	W, 81-77
Tuesday	12	at Iona	W, 64-58
MONDAY	18	BRYANT <sup>^</sup>	L, 84-85
Saturday	23	vs. Vermont <sup>%</sup>	L, 71-75
Sunday	24	vs. Yale <sup>&amp;</sup>	W, 100-94
Saturday	30	at Rider	W, 72-66

### DECEMBER (3-3)

TUESDAY	3	DELAWARE STATE	W, 93-80
Friday	6	at Duquesne	L, 66-80
TUESDAY	10	CHESTNUT HILL	W, 78-51
TUESDAY	17	MISERICORDIA	W, 92-75
Friday	20	at Saint Peter's	L, 64-72
Saturday	28	at St. John's	L, 76-97

### JANUARY (4-5)

Thursday	2	at Northeastern*	L, 77-80
SATURDAY	4	MONMOUTH*	W, 84-64
Thursday	9	at North Carolina A&T*	W, 98-88
Saturday	11	at Hampton*	L, 77-83
THURSDAY	16	STONY BROOK*	W, 84-74
SATURDAY	18	ELON*	W, 79-77
Thursday	23	at Hofstra*	L, 68-93
Saturday	25	at Drexel*	L, 54-67
THURSDAY	30	TOWSON*	L, 66-76

### FEBRUARY (1-4)

Saturday	1	at Monmouth*	L, 83-92
THURSDAY	6	UNCW*	L, 67-77
SATURDAY	8	WILLIAM & MARY*	W, 74-64
Thursday	13	at Towson*	L, 70-75
SATURDAY	15	CAMPBELL*	L, 91-96
THURSDAY	20	DREXEL*	6:30 P.M.
SATURDAY	22	HOFSTRA*	4 P.M.
Thursday	27	at Charleston*	7 p.m.

### MARCH

Saturday	1	at UNCW*	7 p.m.
----------	---	----------	--------

March 7-11 CAA Championship

Home games in **BOLD**<sup>^</sup> -SL24 UnLocke the Light Awareness Game<sup>%</sup> - 2024 Naismith Basketball Hall of Fame Tip Off<sup>\*</sup> - CAA game | All times EST

## FOLLOW THE HENS!



@DELAWAREMBB



### TALE OF THE TAPE

	PPG	OPP PPG	MARGIN	FG%	3FG%	FT%	RPG	REB MARGIN	APG	SPG	BPG	TO/G	TO MARGIN
DELAWARE	77.3	77.8	-0.6	47.0	37.4	77.9	32.4	-5.0	14.0	6.3	3.1	12.1	-1.0
DREXEL	70.0	67.0	+3.0	45.3	34.9	68.1	37.6	+4.5	13.0	5.0	4.7	12.4	-2.9

## THE TEAMS



### DELAWARE BLUE HENS (12-15, 5-9 CAA)

HEAD COACH:  
CAREER RECORD:  
RECORD AT SCHOOL:MARTIN INGELSBY  
143-132 (9 SEASONS)  
SAME

### DREXEL DRAGONS (13-14, 5-9 CAA)

HEAD COACH:  
CAREER RECORD:  
RECORD AT SCHOOL:ZACH SPIKER  
228-256 (16 SEASONS)  
115-126 (9 SEASONS)

## GAMEDAY AT A GLANCE

### HOW TO FOLLOW

Watch ..... FloCollege  
Play-by-Play ..... Scott Klatzkin  
Analyst ..... Bill HarmanRadio ..... 94.7 FM WDSD  
Play-by-Play ..... Scott Klatzkin  
Analyst ..... Bill Harman

Live Stats ..... BlueHenStats.com

### AGAINST DREXEL

All-Time ..... 85-85  
Ingelsby vs. .... 6-10  
At Home ..... 56-31  
On the Road ..... 25-52  
Neutral Sites ..... 4-2  
Current Streak ..... L5  
Last Meeting ..... L, 67-54 - 1/25/25  
Largest Victory ..... 38 points - 94-56 - 2/29/1972  
Largest Defeat ..... 28 points - 85-56 - 2/15/1947  
Last Win at Home ..... 80-72 - 2/1/2020  
Last win on the Road ..... 81-77 - 1/11/2020

### OPENING TIP

Fighting for seeding in the CAA Championship, Delaware hosts a pair of crucial games against Drexel and Hofstra to round out the home slate for 2024-25.

For the 171st time, the Hens and Dragons will face off, ending a long stretch as conference rivals. It's only fitting the series is tied at 85 apiece.

### KEY BLUE HEN NUMBERS

1

**John Camden** is the only Hen to start every game this season.

9

**John Camden** is just one of 20 players in the nation to make nine threes or more in a game this season.

17

Delaware is 17th in the nation in free throw percentage, connecting at a 77.9% clip.

36

UD leads the CAA and ranks 36th nationally with a 37.4 three-point field goal percentage.


## PROJECTED STARTERS



#1 IZAAH PASHA




#3 CAVAN REILLY



#20 ERIK TIMKO



#4 NIELS LANE



#8 JOHN CAMDEN

PPG:	11.4	PPG:	12.9	PPG:	12.3	PPG:	13.3	PPG:	16.4
RPG:	3.8	RPG:	3.1	RPG:	4.1	RPG:	4.4	RPG:	5.1
FG%:	51.0	FG%:	48.6	FG%:	46.2	FG%:	51.0	FG%:	46.6
3FG%:	34.1	3FG%:	36.1	3FG%:	42.0	3FG%:	35.4	3FG%:	41.7

# 2024-25 DELAWARE BLUE HENS



#	NAME	POS.	CL.	HT.	WT.	HOMETOWN / HIGH SCHOOL (LAST SCHOOL)
00	Gabe Moss	F	So.	6-8	218	Pottstown, Pa. / The Hill School
1	Izaiah Pasha	G	Fr.	6-4	190	Harrisburg, Pa. / Cardinal O'Hara
2	John Camden	F	Sr.	6-8	220	Downingtown, Pa. / Brewster Academy (Memphis/Virginia Tech)
3	Cavan Reilly	G	Jr.	6-4	188	Lovettsville, Va. / Bishop O'Connell
4	Niels Lane	G	Sr.	6-5	215	Freehold, N.J. / Roselle Catholic (Florida)
5	Macon Emory	F	Fr.	6-8	185	Devon, Pa. / Perkiomen
7	Tahron Allen	G	Sr.	6-5	200	Brooklyn, N.Y. / Brooklyn Collegiate (Monmouth/Wagner)
8	Kevin Kogbara	F	Jr.	6-8	275	Peoria, Ariz. / Dream City (Bishop State/Allan Hancock)
10	Brandon Baffone	G	So.	6-1	175	Hockessin, Del. / Salesianum
11	Kobe Jerome	G	Sr.	6-4	190	Harlem, N.Y. / Blue Ridge School (UC Riverside)
12	Alex McFadden	G	Fr.	6-1	160	Wayne, Pa. / Radnor
13	Trent Middleton Jr.	G	So.	6-3	180	Philadelphia, Pa. / Philadelphia Math, Civics, and Sciences (Ball State)
15	Houston Emory	F	Jr.	6-9	195	Devon, Pa. / Blue Ridge School
20	Erik Timko	G	Gr.	6-5	200	Audubon, Pa. / Methacton (Jefferson)
44	Tyler Houser	F	Jr.	6-9	235	Camp Hill, Pa. / Cedar Cliff (VMI)

## HEAD COACH:

## ASSOCIATE HEAD COACH:

## ASSISTANT COACH:

## ASSISTANT COACH:

## ASSISTANT COACH/DIRECTOR OF PLAYER DEVELOPMENT:

## DIRECTOR OF BASKETBALL OPERATIONS:

Martin Ingelsby (Notre Dame '01), ninth season

Bill Phillips (Saint Joseph's '01), ninth season

JJ Butler (Lipscomb '16), second season

Danny O'Connor (Indiana '16), ninth season

Christian Nunez (Farmingdale State '13), first season

Stephen Galgano (Delaware '20), second season

## PRO-NUN-SEE-AY-SHUNS:

1 – eye-ZAY-uh

3 – CAV-in

4 – NYE-uhs

5 – MAKE-in

7 – TUH-ron

9 – COG-bar-uh

10 – BUH-phone

HC – in-GULS-bee

new-ARK

## ROSTER BY STATE

**PENNSYLVANIA (9):** John Camden, Houston Emory, Macon Emory, Tyler Houser, Alex McFadden, Trent Middleton Jr., Gabe Moss, Izaiah Pasha, Erik Timko

**NEW YORK (2):** Tahron Allen, Kobe Jerome

**ARIZONA (1):** Kevin Kogbara

**DELAWARE (1):** Brandon Baffone

**NEW JERSEY (1):** Niels Lane

**VIRGINIA (1):** Cavan Reilly

## ROSTER BY CLASS

**GRADUATE (1):** Erik Timko

**SENIOR (4):** Tahron Allen, John Camden, Kobe Jerome, Niels Lane

**JUNIOR (5):** Cavan Reilly, Houston Emory, Gabe Moss, Tyler Houser, Kevin Kogbara

**SOPHOMORE (2):** Brandon Baffone, Trent Middleton Jr.

**FRESHMAN (3):** Macon Emory, Alex McFadden, Izaiah Pasha

## QUICK FACTS

### UNIVERSITY OF DELAWARE

Location.....Newark, Delaware  
 Founded.....1743  
 Enrollment.....23,613  
 President.....Dennis Assanis  
 Nickname.....Blue Hens  
 Colors.....Blue & Gold  
 Website.....udel.edu  
 Director of Athletics.....Chrissi Rawak  
 Athletic Website.....bluehens.com  
 Home Court (Cap.).....  
 .....Bob Carpenter Center (5,000)  
 Conference....Coastal Athletic Association

### ALL-TIME

First Year of Competition.....1905-06  
 Record.....1286-1377-2  
 CAA Record.....185-221  
 CAA Tournament Appearances.....22  
 CAA Tournament Record.....19-20  
 NCAA Appearances.....6  
 .....1992, 1993, 1998, 1999, 2014, 2022  
 NCAA Tournament Record.....0-6  
 Postseason NIT Appearances.....1 (2000)  
 NIT Record.....0-1  
 CBI Appearances.....1 (2012)  
 CBI Record.....0-1

### TEAM INFORMATION

Head Coach.....Martin Ingelsby  
 Alma Mater (Year).....Notre Dame '01  
 Career Record/Years.....143-132/9 years  
 Record at UD/Years.....same  
 CAA Record.....68-81  
 Assoc. Head Coach.....Bill Phillips  
 Alma Mater (Year).....Saint Joseph's '01  
 Assistant Coach.....JJ Butler  
 Alma Mater (Year).....Lipscomb '16  
 Assistant Coach.....Danny O'Connor  
 Alma Mater (Year).....Indiana '16  
 Assistant Coach.....Christian Nunez  
 Alma Mater (Year).....Farmingdale State '13  
 Director of Ops.....Stephen Galgano  
 Alma Mater (Year).....Delaware '20

### THE BLUE HENS

Letterwinners Returning/Lost.....7/8  
 Starters Returning/Lost.....2/3  
 Newcomers.....8  
 2023-24 Overall Record.....19-14  
 2023-24 CAA Record.....10-8  
 2023-24 CAA Finish.....6th  
 2023-24 CAA Tourn. Finish.....Quarters  
 2023-24 Postseason.....n/a

### MEDIA RELATIONS

MBB Contact.....Ed LeFurge III  
 Cell Phone.....732-600-6552  
 Email Address.....lefurge@udel.edu  
 X.....@EL3theSID

## INTERVIEW REQUESTS

All requests for interviews with Martin Ingelsby and the Delaware student-athletes must be arranged through Ed LeFurge III. Advance notice of at least 24 hours is preferred, but every attempt will be made to accommodate all requests. No one will be available for interviews on game day, except for post game interviews.

### ROY FRONT RUNNER?

**Izaiah Pasha** was named CAA Rookie of the Week for e league-high fifth time after he averaged 15.5 points on 56.5 percent shooting to go with 6.5 assists and 2.5 steals per game against Towson and Campbell.

### FOURTH TIME FOR PASHA

**Izaiah Pasha** picked up his fourth CAA Rookie of the Week nod after averaging 16.0 points, 6.0 rebounds, 4.0 assists, and 2.5 steals in a 1-1 week for the Blue Hens against UNCW and William & Mary. He shot 68.4 percent overall and 75.0 percent from long range.

### WEEKLY SWEEP

Delaware's **John Camden** and **Izaiah Pasha** snagged the CAA weekly honors on January 20. Camden picked up his first Player of the Week nod after averaging 23.5 points and 6.0 rebounds, while Pasha claimed his third Rookie of the Week honor with 10.0 points and 4.5 rebounds per contest.

### BOXING OUT

In Delaware's win over Elon, the Hens out rebounded (+1) the nation's sixth best team in terms of rebounding margin (+10.7).

### 2K TIMKO

**Erik Timko** became the 16th active player in all of NCAA men's basketball to reach 2,000 career points with a layup in the first half against Stony Brook on January 16.

### AMONG THE LEAGUE LEADERS

Overall, Delaware ranks among the top 5 in the league in the following categories:

Category	#	CAA	NCAA
3FG%	37.4	1	36
Eff. FG pct	54.6	1	53
FG%	47.0	1	70
FT%	77.9	2	17
Fastbreak pts	13.04	2	52
3FG/Game	8.9	2	70
Scoring Off.	77.3	4	97
Assts/Game	14.0	4	151
3FG Att./Game	23.8	5	130

### EARNING IT AT THE LINE

The Hens rank 17th in the nation and second in the CAA in free throw percentage, shooting 77.8 percent as a team.

### HOME SWEET HOME

UD posts a better record at home under **Martin Ingelsby** (76-46) compared to on the road (45-70).

### CLOSE CALLS

Since 2016-17 the Hens are 50-32 in contests decided by five points or less, and 33-19 in one-score games.

### GOING OT

Delaware is 10-4 in overtime under **Martin Ingelsby**.

### THAT '70S SHOW

Under head coach **Martin Ingelsby**, UD posts an 90-23 record when holding opponents under 70 points, including 50-8 the past four seasons, 16-1 last season, and 5-1 in 2024-25.

### HIGH ROLLERS

Delaware has scored 90+ points five times this season, marking the first time since 1998-99 UD did it six times. The Hens have hit 98 points twice for the first time since 2000-01.

### DEAD EYE DELAWARE

Delaware has made 10+ triples in eight games with 12 or more six times and 15+ three times, including 17 against Delaware State, marking the most by the Blue Hens since December 7, 2000, when they made a program-record 18 against New Hampshire. UD is 5-3 in those games The Hens are first in the CAA and 36th nationally connecting at a 37.4 percent rate.

### STRETCH FIVE

Big man **John Camden** is the epitome of a "stretch five." He ranked 17th in the country and led the CAA prior to Duquesne. He currently has connected at a 41.7 percent clip which is fifth in the CAA and 36th in the nation.

### NOT SO MUCH AGGIE PRIDE

Delaware has owned the series against North Carolina A&T and moved to 4-0 all-time after a 98-88 win last go around. The Hens set eight different career highs in the game.



### FIRST TIMERS

Brothers **Houston Emory** and **Macon Emory** each made their first career starts in back-to-back games with Houston against Northeastern and Macon against Monmouth.

### BIG APPLE, BIG PERFORMANCE

**John Camden** tallied the best performance of his career in the Big Apple against RV/24 St. John's as he set career marks in points (35), field goals (13), field goal attempts (18), three pointers (9), and tied career highs in assists (4) and steals (3). His nine triples tied the program single-game record set by **Ithiel Horton** on January 10, 2019 at UNCW. Camden is just one of 16 players in the country to make nine threes or more in a game this season. Of those 17 players, Camden is the only one listed at 6'8" or taller.

### ELITE ERIK

**Erik Timko** tallied his 250th three pointers of his career at Duquesne. He became the 34th active player in all of men's college basketball to reach that milestone. He also became one of four active players with less than 100 career games played to achieve that milestone.

### PASS THE ROCK

Against Delaware State, the Blue & Gold tallied a season-best 24 assists, one shy of the most under **Martin Ingelsby**, **Tahron Allen** (5), **John Camden** (4), and **Izaiah Pasha** (4) all had career highs.

### CONSISTENCY IS KEY

**Cavan Reilly** scored at least 18 points in four-straight games from the Vermont to Delaware State games, becoming the first Hen to do so since **Jameer Nelson Jr.** had 22+ in four-straight games in 2022-23.

### PASHA THE ROW X2

**Izaiah Pasha** was named CAA Rookie of the Week for the second-consecutive week after he tallied his third-straight double digit scoring performance of his career with 15 points in Delaware's win at Rider. The rookie added six rebounds, three assists, and one steal to his line, while shooting 7-of-10 from the field.

### PASHA THE ROW

**Izaiah Pasha** was named CAA Rookie of the Week after his performances against Bryant, Vermont, and Yale. He averaged 14.7 points, 5.0 rebounds, and 2.7 assists per game while shooting 53.6 percent (15-of-28) overall, 42.7 percent (3-of-7) from long range, and 84.6 percent (11-of-13) from the line and set career marks in points (20) and rebounds (9) that week.

### CAMDEN'S THANKSGIVING FEAST

Leading up to Thanksgiving, **John Camden** was feasting. During the week of November 18-24, Camden was second in the nation with 76 points in three games, behind only CJ Hines of Alabama State, who had 79 points in four games. He set his career high in points on two different occasions that week (27 vs Bryant and 30 vs Yale). Against Yale, he became the first Blue Hen since Nate Darling (2/6/20 vs. Towson) to make seven threes in a game.

### KEEPING IT 100

UD scored 100 points against Yale, the reigning Ivy League champs and NCAA Tournament Second Round Team, marking the first time since March 4, 2001 that the Blue & Gold passed the century mark against a Division I opponent in a non-overtime game when they topped Northeastern 100-66. The Hens had most recently tallied 100 against a DI foe in an overtime win against Bryant, 108-107, at Madison Square Garden on December 21, 2013.

### LET IT FLY

Delaware cashed in on 16 threes as a team against Yale, tying the most made threes in the **Martin Ingelsby** Era. The Hens also connected on 16 shots from long range on December 5, 2020 against Salem.

### HALL OF FAME COMING OUT PARTY

**Izaiah Pasha** used the opening game of the 2024 Naismith Hall of Fame Tip-Off as a coming out party, scoring a career high 20 points. It was the rookie's first-ever double digit scoring output.

### BULLYING THE BULLDOGS

**John Camden** and **Erik Timko** each set career marks against Bryant. Camden tallied highs in points (27), field goals made (10), field goal attempts (16), steals (2), and three-pointers (four). Timko corralled 10 rebounds, his first double-digit output his career.

### OUR RECORD WHEN...

Delaware scores first..... 8-9  
Opponent scores first..... 4-6

Leading at halftime..... 12-4  
Trailing at halftime..... 0-11  
Tied at halftime.....  
Leading with 2:00 left..... 12-0  
Trailing with 2:00 left..... 0-15  
Tied with 2:00 left.....  
Games decided by > 10 points..... 4-5  
Games decided by 6-10 points..... 6-5  
Games decided by ≤ 5 points..... 2-5

Scores fewer than 50 points.....  
Scores 50-59 points..... 0-1  
Scores 60-69 points..... 1-5  
Scores 70-79 points..... 4-6  
Scores 80+ points..... 7-3

Allows < 50 points.....  
Allows 50-59 points..... 2-0  
Allows 60-69 points..... 3-1  
Allows 70+ points..... 7-14

Shoots < 35%.....  
Shoots between 35-40%..... 1-3  
Shoots between 40-45%..... 1-6  
Shoots > 45%..... 10-6

Out shooting opponent (%)..... 12-5  
Out shot by opponent (%)..... 0-10

Opponent shoots < 35%..... 4-0  
Opponent shoots between 35-40%..... 1-0  
Opponent shoots between 40-45%..... 3-4  
Opponent shoots > 45%..... 4-11

Two or less in double figures..... 1-2  
Three in double figures..... 0-5  
Four in double figures..... 9-5  
Five or more in double figures..... 3-3

Out rebounding an opponent..... 9-1  
Out rebounded by an opponent..... 2-14  
Rebounds are even..... 1-0

Commit same or fewer TO..... 5-9  
Commit more TO..... 7-6

Makes more or same 3FGs..... 10-6  
Makes fewer 3FGs..... 2-9

Makes more or same FTs..... 7-8  
Makes fewer FTs..... 5-8

Games following a win..... 6-6  
Games following a loss..... 6-8

In overtime.....

Largest lead..... 29 points - Chestnut Hill  
Largest deficit..... 28 at Hofstra  
Largest deficit overcome.....  
..... 16 points at Northeastern  
Largest halftime lead..... 24 vs Monmouth

On Sunday..... 1-0  
On Monday..... 0-2  
On Tuesday..... 4-0  
On Wednesday.....  
On Thursday..... 3-5  
On Friday..... 0-2  
On Saturday..... 4-6

Wearing Blue..... 2-6  
Wearing White..... 6-5  
Wearing Black..... 1-4  
Wearing Grey..... 3-0

# MARTIN INGELSBY VS.

OPPONENT	H	A	N	OVR
Air Force	1-0	0-1	0-0	1-1
Appalachian State	0-0	0-0	1-0	1-0
Austin Peay	0-0	0-0	0-1	0-1
Bradley	0-0	1-1	0-0	1-1
Bridgewater	1-0	0-0	0-0	1-0
Brown	0-0	0-0	1-0	1-0
Bryant	0-1	0-0	0-0	0-1
Bryn Athyn	1-0	0-0	0-0	1-0
Bucknell	0-1	1-0	0-0	1-1
Buffalo	0-1	0-0	0-0	0-1
Campbell	0-1	1-0	0-0	1-1
Charleston	1-8	1-5	1-0	3-13
Chestnut Hill	2-0	0-0	0-0	2-0
Colgate	0-0	0-0	1-0	1-0
Columbia	1-0	1-0	0-0	2-0
Cornell	1-1	1-0	0-0	2-1
CSU Bakersfield	1-0	0-0	0-0	1-0
Davidson	1-0	0-1	0-0	1-1
Delaware State	3-1	3-0	1-0	7-1
Drexel	4-3	1-7	1-0	6-10
Duke	0-0	0-1	0-0	0-1
Duquesne	0-0	0-1	0-0	0-1
Elon	9-0	3-4	1-0	13-4
Fordham	0-0	0-0	1-0	1-0
George Washington	1-0	0-1	0-1	1-2
Goldie-Beacom	2-0	0-0	0-0	2-0
Hampton	1-0	0-2	1-0	2-2
Hartford	0-0	0-0	1-0	1-0
Hofstra	1-7	1-7	1-4	3-18
Iona	1-0	1-0	0-1	2-1
James Madison	5-0	4-1	0-0	9-1
La Salle	1-0	0-2	0-0	1-2
Lafayette	1-0	1-0	0-0	2-0
LIU	1-0	0-1	0-0	1-1
Longwood	0-0	0-0	1-0	1-0
Louisiana Tech	1-0	0-0	0-0	1-0
Marist	1-0	0-0	0-0	1-0
Maryland	0-0	0-1	0-0	0-1
Md. Eastern Shore	1-0	1-0	0-0	2-0
Miami (Ohio)	0-0	1-0	0-0	1-0
Misericordia	1-0	0-0	0-0	1-0
Monmouth	2-0	0-2	0-0	2-2
Moravian	1-0	0-0	0-0	1-0
Morgan State	0-1	0-0	0-0	0-1
Navy	0-1	0-1	0-0	0-2
NC A&T	1-0	3-0	0-0	4-0
N.C. Wesleyan	0-0	0-0	1-0	1-0
Northeastern	5-2	3-4	1-1	9-7
Northern Kentucky	0-0	0-0	0-1	0-1
Notre Dame	0-1	0-0	0-0	0-1
Oakland	0-0	0-0	1-1	1-1
Ohio	0-1	0-1	0-0	0-2
Penn	0-0	0-1	0-0	0-1
Princeton	0-1	1-0	0-0	1-1
Rhode Island	0-0	0-0	1-0	1-0
Richmond	0-0	1-0	0-0	1-0
Rider	0-1	2-0	0-0	2-1
Robert Morris	1-0	1-0	0-0	2-0
Saint Francis (Pa.)	1-0	1-0	0-0	2-0
Saint Peter's	0-0	1-1	0-0	1-1
Salem	1-0	0-0	0-0	1-0
Seton Hall	0-0	0-1	0-0	0-1
Siena	1-0	1-0	0-0	2-0
South Florida	0-0	0-1	0-0	0-1
Southern Illinois	0-0	0-0	1-0	1-0
St. John's	0-0	0-1	0-0	0-1
Stony Brook	4-0	0-2	0-0	4-2
Temple	0-0	0-1	0-0	0-1
Towson	2-6	2-6	1-1	5-13
UMBC	1-0	0-1	0-0	1-1
UNCG	0-1	0-1	0-1	0-3
UNCW	4-3	4-4	1-1	9-8
UTSA	0-0	0-0	1-0	1-0
Vermont	0-0	0-0	0-1	0-1
Villanova	0-0	0-0	0-2	0-2
Wesley	1-0	0-0	0-0	1-0
William & Mary	5-3	2-5	1-0	8-8
Wilmington	2-0	0-0	0-0	2-0
Xavier	0-0	1-0	0-0	1-0
Yale	0-1	0-1	1-0	1-2
<b>TOTALS</b>	<b>76-46</b>	<b>45-70</b>	<b>22-16</b>	<b>143-132</b>

## IN THE NEW YORK GROOVE

The Hens took their first road trip of the season to Iona and came away with a 64-58 win. The victory moved **Martin Ingelsby** into sole possession of second-most wins in program history at 133. **Macon Emory** scored his first career points and **Niels Lane** swiped a career-high four steals.

## FIRST WIN SECURED

Delaware notched its first win of the campaign in comeback fashion over Robert Morris. The win tied **Martin Ingelsby** for second most all-time, saw the career debut of **Macon Emory**, and gave **Kevin Kogbara** his first NCAA points.

## PASHA'S POINT

**Izaiah Pasha** became the first freshmen to start a season opener for the Blue Hens since **Kevin Anderson** and **Chyree Walker** in 2017. He's just the third freshmen under Martin Ingelsby to do so.

## 1,021 DAYS

Junior **Gabe Moss** went 1,021 days between meaningful basketball games after going down with an injury in high school on Jan. 18, 2022 to the 2024-25 season opener against Bucknell. He missed his first two collegiate seasons at Delaware due to injury.

## TRACKING WINS

With the win at Iona head coach **Martin Ingelsby** passed **Monté Ross** for second all-time in program history. **Steve Steinwedel** has the most ever at 163.

## OH CAPTAIN, MY CAPTAIN!

Delaware will be led this season by captains **Tahron Allen**, **Niels Lane**, and **Cavan Reilly**.

## PENNSYLVANIA BLUE HENS?

Of the 15 players on the roster, nine of them hail from the Commonwealth of Pennsylvania. UD has more PA players than any DI school in the commonwealth.

Delaware (9)  
St. Joe's/Villanova (6)  
Lafayette/Pitt/Temple (5)  
Drexel/Duquesne/La Salle (4)  
Penn/Penn State (3)  
Bucknell/Lehigh/Robert Morris (2)

## NEW RULE, NEW NUMBER

Since the NCAA rule change last year allowing players to have numbers ending in 6, 7, 8, or 9, **Tahron Allen** and **Kevin Kogbara** are the first Blue Hens to utilize it.

## OUT FOR THE SEASON

Forward **Tyler Houser** will be out for the season after having season-ending surgery.

## FRESH FACES

The Blue & Gold added three true freshmen to the roster this season in **Macon Emory**, **Izaiah Pasha**, and walk-on **Alex McFadden**.

## NEW YEAR, NEW SCHOOL

In the modern era of college athletics, Delaware continues to capitalize on acquiring players via the transfer portal. This year, the Hens welcome **Tahron Allen** (Wagner), **John Camden** (Virginia Tech), **Kevin Kogbara** (JUCO), **Trent Middleton Jr.** (Ball State), and **Erik Timko** (Jefferson).

## STAFF CHANGES

Delaware welcomed **Christian Nunez** (assistant coach/director of player development) to the staff, while seeing **Danny O'Connor** (assistant coach) and **Stephen Galgano** (director of operations) getting promotions. Nunez joins the crew after a stint at Saint Louis.

## ERIK THE ELITE SCORER

**Erik Timko** comes to the 302 after spending three seasons at Jefferson. He left the Rams as their eighth leading scorer in program history (1,792) and eighth on Jefferson's career three-point field goals made list (238), with all seven players ahead of him having been there for four seasons.

## BROTHERS ON AND OFF THE FLOOR

**Houston** and **Macon Emory** are one of 17 sets of brothers to play on the same team this season.

## CONFERENCE FAMILY(ARITY)

**Houston** and **Macon Emory** are two of five players in the country to have a parent play for a conference opponent. Both their parents, Andrew and Rebecca (Dayvault), played basketball at William & Mary.

### BCC LEGEND

**Brandon Baffone** joined the Hens as a walk-on out of nearby Salesianum last season. Baffone's dad, Brandon, hit the game-winning three pointer in the first-ever high school game played in the Bob Carpenter Center to lift Salesianum over Sanford in the state semifinal in March 1993.

### HALL OF FAME TIPOFF

UD will play in the 2024 Naismith Basketball Hall of Fame Tip Off at Mohegan Sun Arena in Uncasville, Connecticut with games against Vermont and Yale.

### TOUGH SCHEDULE

Delaware will play 15 games this season against opponents who won at least 20 games last year - Bryant, Yale, Vermont, Duquesne, and St. John's and CAA games against Charleston, Stony Brook, Drexel (2x), Hofstra (2x), and UNCW (2x).

### HIGH SCHOOL CONNECTIONS

The Blue Hens roster boasts a number of high school connections. Head coach **Martin Ingelsby** and associate head coach **Bill Phillips** played together at Archbishop Carroll. Virginia Tech transfer **John Camden** spent the first three years of his high school career at Archbishop Carroll as well.

**Houston Emory** and **Kobe Jerome** played with newcomer **Macon Emory** at the Blue Ridge School.

### HENS ON TV

Delaware is set to play two regular season games on national TV when it takes on Yale (ESPNU) and St. John's (FS1).

### MOVIN' ON UP

On November 28, 2023 Delaware announced it would be moving to Conference USA effective July 1, 2025. This will push Delaware football to the FBS level.

### AMONG THE BEST

**Martin Ingelsby** became the third coach in program history to reach the 100-win plateau in 2022-23. He passed his former coach and mentor, Mike Brey, who had 99 as the head coach at UD.

### STAYING PUT

Head coach **Martin Ingelsby** signed an extension last summer that places him under contract through the 2028-29 season.

### BIRDS OF A FEATHER

With over 1,100 schools across three divisions in the NCAA, the Blue Hens are one of two institutions with the nickname in the hen family. Pomona-Pitzer, a division III institution, is nicknamed the Sagehens. Both South Carolina and Jacksonville State have the nickname Gamecocks and Coastal Carolina is the Chanticleers, which both fall in the rooster family.

### FAMILY TIES

Usually a DI head basketball coach is the most famous in their family. That may not be the case for **Martin Ingelsby**. His brother, Brad, wrote and created the HBO hit *Mare of Easttown*, which is based in a Philadelphia suburb, similar to where the brother grew up. The series received 16 nominations at the 73rd Primetime Emmy Awards and won four. Their father, Tom, was a standout guard at Villanova from 1970-73 and served as his son's head coach at Archbishop Carroll. Tom led Villanova to the 1971 NCAA championship game and played for the Atlanta Hawks during the 1973-74 season and for the Spirits of St. Louis in the ABA the following year.

### BLUE HENS ON THE AIRWAVES

For the 21st-straight season, Delaware men's basketball games will be carried on FM radio. All games can be heard on 94.7 WDSD. **Scott Klatzkin** (play-by-play) and **Bill Harman** (analyst) will be on the call.

### CAA STANDINGS

AS OF GAMES PLAYED 2/18

SCHOOL	CAA	OVERALL
Towson	13-1	18-9
UNCW	11-3	21-6
Charleston	10-4	20-7
William & Mary	10-4	16-11
Campbell	10-4	15-12
Elon	7-7	16-11
Northeastern	7-7	15-12
Monmouth	7-7	9-18
Hampton	6-8	14-13
Drexel	5-9	13-14
Delaware	5-9	12-15
Hofstra	4-10	12-15
Stony Brook	2-12	6-21
N.C. A&T	1-13	5-22

### WEEKLY HONORS

#### COASTAL ATHLETIC ASSOCIATION

Izaiah Pasha	Rookie	11/25
Izaiah Pasha	Rookie	12/2
John Camden	Co-Player	1/20
Izaiah Pasha	Rookie	1/20
Izaiah Pasha	Rookie	2/10
Izaiah Pasha	Rookie	2/17

## MILESTONE WATCH

### 2,000 POINT WATCH LIST

Erik Timko	2,112
------------	-------

### 1,000 POINT WATCH LIST

Cavan Reilly	763
Niels Lane	749
Tahron Allen	714
John Camden	508

### 500 REBOUND WATCH LIST

Erik Timko	465
------------	-----

### 300 CAREER THREE POINTERS

Erik Timko	288
------------	-----

### DELAWARE ALL-TIME COACHING WINS

Steve Steinwedel	163-121
Martin Ingelsby	144-131
Monté Ross	132-184
Mike Brey	99-52

## INDIVIDUAL TRENDS

### DOUBLE-DIGIT POINTS 2024-25 CAREER

Erik Timko	17	96
Niels Lane	20	36
Cavan Reilly	16	36
Tahron Allen	3	31
Tyler Houser	0	23
John Camden	22	22
Izaiah Pasha	16	16
Trent Middleton Jr.	5	12
Macon Emory	4	4
Kobe Jerome	0	1
Gabe Moss	1	1

### 20-POINT GAMES 2024-25 CAREER

Erik Timko	2	53
John Camden	8	8
Tahron Allen	0	5
Niels Lane	3	4
Cavan Reilly	3	4
Tyler Houser	0	2
Izaiah Pasha	2	2

### 30-POINT GAMES 2024-25 CAREER

Erik Timko	0	11
John Camden	2	2

### DOUBLE-DIGIT REBOUNDS 2024-25 CAREER

Tahron Allen	0	3
Tyler Houser	0	2
Erik Timko	2	2
John Camden	1	1
Niels Lane	1	1
Trent Middleton Jr.	1	1

### DOUBLE-DOUBLES 2024-25 CAREER

Tahron Allen	0	2
John Camden	1	1
Tyler Houser	0	1
Niels Lane	1	1
Trent Middleton Jr.	1	1
Erik Timko	1	1

## A NEW ERA

The University of Delaware has accepted an invitation to join Conference USA as a full-league member effective July 1, 2025, as both organizations announced jointly on Tuesday, November 28.

"UD ranks among the nation's leading public research institutions and is recognized nationally for delivering exceptional professional outcomes for our students," University of Delaware President Dennis Assanis said. "Joining Conference USA will present opportunities to not only broaden exposure of our athletics programs, but also enhance awareness and visibility of our excellent academic offerings, our ground-breaking research initiatives and our enduring impact on our community and the world."

The Blue Hens will compete in Conference USA in baseball, men's and women's basketball, cross country, football, men's and women's golf, women's soccer, softball, men's and women's tennis, track & field, and volleyball. More information will become available in the coming months about where the other seven programs will compete in the future.

"The opportunity to join Conference USA is a very proud moment for our entire university," Director of Athletics, Community, and Campus Recreation Chrissi Rawak said. "With this step forward, we will continue to offer an incredible student-athlete experience and elevate the visibility of all that is remarkable about UD. We couldn't be more excited for the entire state of Delaware and how this will bring the 302 together."

All UD varsity programs will remain in the Coastal Athletic Association (CAA) through the 2024-2025 season, with all sports except football maintaining eligibility to compete for conference championships and NCAA postseason play.

"Thanks to our recently opened Whitney Athletic Center and improvements to Delaware Stadium and other facilities, we are confident that we have the infrastructure in place at UD to compete with the very best in college

football and simultaneously witness the growth of our other intercollegiate programs in the department," Rawak said. "UD Athletics continues to ascend, and Blue Hen football is prepared to take the next step and lead the way."

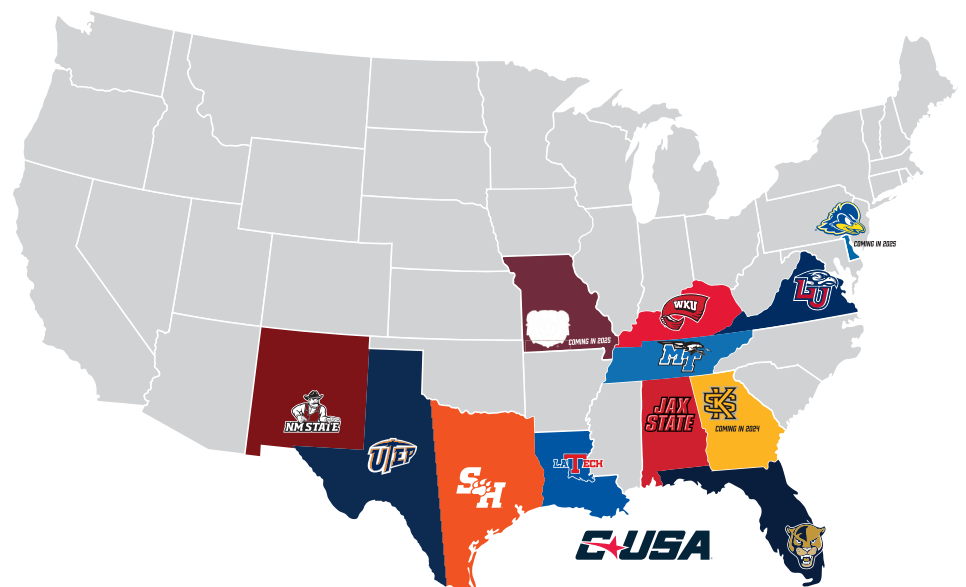
Delaware has posted its two best LEARFIELD Directors' Cup finishes since 1998 over the past two seasons, ranking 104th and 114th, respectively, with the 2021-22 ranking leading the CAA.

Last season alone, Delaware had five conference championships, a pair of NCAA victories, and two individual NCAA qualifiers. Other notable national accolades include regularly ranked football and men's lacrosse programs, and doubles pair in women's tennis. Nine Blue Hens garnered All-American honors in 2022-23, with six national player of the week awards.

Historically, the Blue & Gold have shown competitive excellence in all walks of athletics. The Hens boast an impressive 529 All-Americans, 137 conference titles, and 10 national championships in the University's storied history.

Conference USA is an NCAA Division I conference championing success in college athletics through dedicated leadership, dynamic partnership, and diverse membership. Founded in 1995 and based in Dallas, CUSA is home to nine schools: FIU, Jacksonville State, Liberty, Louisiana Tech, Middle Tennessee, New Mexico State, Sam Houston, UTEP, and WKU. Kennesaw State joins the league in 2024 and Delaware begins competition in 2025.

"Adding the University of Delaware is a tremendous opportunity for Conference USA as we strategically position ourselves for continued success," Conference USA Commissioner Judy MacLeod said. "We are excited to add the state's flagship university with its rich history in athletics and academics and look forward to our partnership with President Dennis Assanis, Director of Athletics Chrissi Rawak, and their leadership group."





## 2024-25 GAME-BY-GAME BREAKDOWNS

## STARTERS BREAKDOWN

OPPONENT	G	G	G/F	F	F	LINEUP RECORD	RECORD
Bucknell	Pasha	Reilly	Timko	Lane	Camden	0-1	0-1
Robert Morris	Pasha	Reilly	Timko	Lane	Camden	1-1	1-1
at Iona	Pasha	Reilly	Timko	Lane	Camden	2-1	2-1
Bryant	Pasha	Reilly	Timko	Lane	Camden	2-2	2-2
vs Vermont	Allen	Reilly	Timko	Lane	Camden	0-1	2-3
vs Yale	Pasha	Reilly	Timko	Allen	Camden	1-0	3-3
at Rider	Pasha	Reilly	Timko	Allen	Camden	2-0	4-3
Delaware State	Pasha	Reilly	Timko	Allen	Camden	3-0	5-3
at Duquesne	Pasha	Reilly	Timko	Allen	Camden	3-1	5-4
Chestnut Hill	Pasha	Reilly	Timko	Lane	Camden	3-2	6-4
Misericordia	Middleton Jr.	Reilly	Timko	Lane	Camden	1-0	7-4
at Saint Peter's	Pasha	Reilly	Timko	Lane	Camden	3-3	7-5
at St. John's	Pasha	Reilly	Timko	Lane	Camden	3-4	7-6
at Northeastern	Pasha	Timko	Lane	Camden	H. Emory	0-1	7-7
Monmouth	Pasha	Timko	Lane	M. Emory	Camden	1-0	8-7
at NC A&T	Pasha	Reilly	Timko	Lane	Camden	4-4	9-7
at Hampton	Pasha	Reilly	Timko	Lane	Camden	4-5	9-8
Stony Brook	Pasha	Reilly	Timko	Lane	Camden	5-5	10-8
Elon	Pasha	Reilly	Timko	Lane	Camden	6-5	11-8
at Hofstra	Pasha	Reilly	Timko	Lane	Camden	6-6	11-9
at Drexel	Lane	Reilly	Timko	M. Emory	Camden	0-1	11-10
Towson	Pasha	Reilly	Timko	Lane	Camden	6-7	11-11
at Monmouth	Pasha	Timko	Lane	Camden	Kogbara	0-1	11-12
UNCW	Pasha	Middleton Jr.	M. Emory	Camden	Kogbara	0-1	11-13
William & Mary	Pasha	Reilly	Timko	M. Emory	Camden	1-0	12-13
at Towson	Pasha	Reilly	Timko	Lane	Camden	6-8	12-14
Campbell	Pasha	Reilly	Timko	Lane	Camden	6-9	12-15

Drexel  
Hofstra  
Charleston  
at UNCW

\*BOLD indicates first time using lineup | \*BOLD indicates lineup change

## START STATS

## CAREER GAMES/STARTS

	GP	GS	Cons.
Timko	111	110	3
Lane	103	53	2
Allen	100	55	--
Reilly	82	52	3
Camden	65	27	27
Houser	62	26	--
Middleton Jr.	50	9	--
H. Emory	38	1	--
Jerome	29	--	--
Pasha	25	24	6
M. Emory	25	4	--
Kogbara	21	2	--
Moss	13	--	--
Baffone	9	--	--
McFadden	5	--	--

## RECORD BY STARTS

	CAREER	24-25
Allen	23-32	3-2
Camden	12-15	12-15
H. Emory	0-1	0-1
M. Emory	2-2	2-2
Houser	5-25	--
Kogbara	0-2	0-2
Lane	28-26	8-12
Middleton Jr.	3-6	1-1
Pasha	11-13	11-13
Reilly	27-24	11-13
Timko	70-39	12-14

\*BOLD indicates  
last game's starters

## SCORING BREAKDOWN (DELAWARE/OPPONENT)

OPPONENT	-----LEAD TRENDS-----			-----POINTS BREAK-DOWN-----							-----BY CLASS-----				
	CHANGES	TIES	LARGEST	PAINT	2ND CH	FAST BRK	OFF TO	FT	STARTER	BENCH	FR.	SO.	JR.	SR.	GR.
Bucknell	1	5	12/12	34/38	4/5	4/11	11/12	11/17	64/75	9/10	3	5	8	37	20
Robert Morris	13	9	5/11	36/32	6/16	22/6	18/20	26/14	57/61	24/16	7	13	17	32	12
at Iona	3	4	14/2	24/32	9/18	18/11	14/14	13/10	43/28	21/30	11	2	11	36	4
Bryant	7	6	6/16	38/42	6/11	8/12	19/13	19/9	69/69	15/26	11	6	15	40	7
vs Vermont	6	6	4/12	30/28	0/6	11/17	13/17	17/16	49/67	22/8	20	0	20	26	5
vs Yale	5	3	18/4	24/48	5/17	21/7	2/13	26/25	94/78	6/16	17	0	29	47	13
at Rider	6	1	11/6	34/32	11/13	14/2	10/5	9/2	65/44	7/22	15	0	20	22	15
Delaware State	0	0	26/0	24/38	0/8	12/11	15/19	16/21	72/57	21/23	12	8	21	34	18
at Duquesne	7	4	7/14	28/32	14/23	6/6	9/15	13/22	40/60	26/20	10	4	10	34	8
Chestnut Hill	2	4	29/4	44/26	10/16	17/9	7/9	13/8	49/33	29/18	16	5	19	21	17
Misericordia	4	2	23/6	28/28	7/9	17/8	28/23	19/7	75/38	17/37	5	12	20	26	29
at Saint Peter's	9	4	7/10	26/30	2/11	13/7	7/7	18/14	57/46	7/26	18	0	12	33	1
at St. John's	5	1	2/23	40/56	8/13	16/15	18/16	4/11	70/60	6/37	10	2	6	49	9
at Northeastern	3	3	2/26	38/42	10/13	0/8	13/9	19/17	59/57	18/23	14	12	6	35	10
Monmouth	0	0	26/0	32/16	11/9	12/2	20/5	12/24	67/41	17/23	18	3	14	32	17
at NC A&T	5	3	20/3	50/46	6/5	26/16	9/15	20/18	82/69	16/9	34	2	15	39	8
at Hampton	2	1	3/18	50/32	2/20	27/10	17/8	7/18	70/44	7/39	14	2	20	30	11
Stony Brook	10	5	17/5	44/22	7/8	13/3	14/12	14/16	64/60	20/14	23	9	5	39	8
Elon	0	0	19/0	24/36	3/11	18/22	12/24	17/18	79/49	0/28	8	0	18	38	15
at Hofstra	3	1	3/28	16/42	2/4	3/4	8/9	10/4	53/66	15/27	11	0	8	31	16
at Drexel	6	2	4/13	26/32	2/11	14/0	11/12	7/6	42/47	12/20	0	0	21	19	14
Towson	15	11	6/10	38/36	12/13	15/16	9/21	8/15	56/54	10/22	15	2	7	30	12
at Monmouth	6	3	1/9	36/40	18/9	8/11	8/12	22/26	65/76	18/16	8	11	21	27	16
UNCW	3	2	3/17	34/42	5/15	5/8	16/18	6/7	55/52	12/25	21	16	7	23	0
William & Mary	4	7	17/4	30/22	10/5	8/26	14/11	12/15	53/41	21/23	16	15	18	23	2
at Towson	8	4	6/10	28/46	4/17	10/4	17/20	14/11	61/49	9/26	14	0	12	29	15
Campbell	12	1	12/10	44/48	2/11	12/14	13/14	6/22	81/79	10/17	25	0	24	24	18

Drexel  
Hofstra  
Charleston  
at UNCW



## LAST TIME A BLUE HEN...

Scored 25 Points.....	John Camden, 1/18/24 vs Elon (28)
Scored 30 Points.....	John Camden, 12/28/24 at St. John's (35)
Scored 40 Points.....	Davon Usher, 2/5/14 vs. Charleston (42)
Scored 50 Points.....	Liston Houston, 2/19/1910 vs. Lebanon Valley (52)
Two Players Scored 20 Points.....	1/9/25 at NC A&T - Izaiah Pasha (22) and John Camden (21)
Three Players Scored 20 Points.....	1/25/24 vs NC A&T - Jyáre Davis (22), Niels Lane (22), Gerald Drumgoole Jr. (21)
Five Players Scored 10 Points.....	2/15/25 vs Campbell - Cavan Reilly (24), Erik Timko (18) Izaiah Pasha (17), Niels Lane (12), John Camden (10)
Six Players Scored 10 Points.....	11/8/23 vs Goldey-Beacom - Kobe Jerome (18), Christian Ray (15) Tyler Houser (14), Gerald Drumgoole Jr. (12), Jalun Trent (12), Cavan Reilly (11), Niels Lane (10)
Had 15 Rebounds.....	Jyáre Davis, 3/2/24 at Stony Brook (16)
Had 20 Rebounds.....	Jamelle Hagins, 11/28/12 @ Lafayette (23)
Had 10 Offensive Rebounds.....	Christian Ray, 1/25/24 vs NC A&T (10)
Had 10 Defensive Rebounds.....	Trent Middleton Jr., 2/8/25 vs William & Mary (10)
Two Players Had 10 Rebounds.....	2/15/24 at Elon - Christian Ray (12) & Jyáre Davis (11)
Had a Double-Double in Points and Assists.....	Jalun Trent, 12/30/23 vs Princeton (16 pts, 11 ast)
Had a Double-Double in Points and Rebounds.....	Trent Middleton Jr., 2/8/25 vs William & Mary (15 pts, 10 rbs)
Had Back-to-Back Double-Doubles.....	Christian Ray, 2/22-2/26/24 vs Charleston & Drexel
Had Three Consecutive Double-Doubles.....	Jyáre Davis (4) 2/3-2/15/24
Had a Triple-Double (Two all-time).....	Ryan Iversen, 12/1/02 vs. LIU (12 pts, 17 reb, 11 ast)
Two Players Had Double-Doubles.....	2/15/24 at Elon Christian Ray (10 pts, 12 rbs) and Jyáre Davis (18 pts, 11 rbs)
Had Two Consecutive 30-Point Games.....	Jameer Nelson Jr., 2/18/23 and 2/23/23 (39, 30)
Made 10 Field Goals.....	John Camden, 12/28/24 at St. John's (13)
Attempted 25 Field Goals.....	Ryan Allen, 2/3/18 @ Elon (25)
Shot .750 From the Field (min. 10 att.).....	John Camden, 1/18/25 vs Elon (.818, 9-11)
Made 15 Free Throws.....	Kory Holden, 1/30/16 @ Towson (15)
Shot 1.000 From the Line (min. 10 att.).....	Jyáre Davis, 1/18/24 vs Stony Brook (12-12)
Made 7 Three-Pointers.....	John Camden, 12/28/24 at St. John's (9)
Attempted 15 Three-Pointers.....	Ryan Allen, 2/15/19 @ Towson (15)
Shot .750 From 3-Point Range (min. 5 att.).....	John Camden, 12/28/24 at St. John's (81.8, 9-11)
Had 10 Assists.....	Jalun Trent, 12/30/23 vs Princeton (11)
Had 15 Assists.....	Mike Slattery, 2/1/03 vs. William & Mary (15)
Had Five Steals.....	Cavan Reilly, 2/13/25 at Towson (6)
Scored 20 points in a half.....	John Camden, 12/28/24 at St. John's (25)
Led the Team in Points, Rebounds, and Assists.....	Izaiah Pasha, 2/6/25 vs UNCW (19 points, 5 rebounds, 5 assists)
Hit a Last Second Shot to Win a Game.....	Kevin Anderson, 1/23/20 vs. Hofstra (Layup, 0.3 seconds)

## LAST TIME THE TEAM...

Won By 30 Points.....	3/9/24 vs Hampton, 80-50
Won By 40 Points.....	11/5/19 vs. Bridgewater, 97-51
Scored 100 Points.....	11/24/24 vs Yale, 100-94
Scored Under 50 Points.....	12/28/18 at Hofstra, 91-46
Scored Under 40 Points.....	1/16/07 at VCU, 60-39
Scored 50 Points in a Half.....	1/9/25 at NC A&T, 51 in second half
Scored 60 Points in a Half.....	2/24/22 vs. Charleston, 64 in the second half
Scored Under 20 Points in a Half.....	12/28/18 at Hofstra, 18 in the first half
Had a +20 Rebound Margin.....	12/10/24 vs. Chestnut Hill, +22 (58-36)
Had 50 Rebounds.....	12/10/24 vs. Chestnut Hill, 58
Had Less Than 25 Rebounds.....	1/25/25 at Drexel, 23
Had 20 Offensive Rebounds.....	12/31/12 vs. Rider, 22
Had Less Than 5 Offensive Rebounds.....	1/25/25 at Drexel, 3
Had 40 Defensive Rebounds.....	12/10/24 vs. Chestnut Hill, 44
Made 40 Field Goals.....	11/8/23 vs Goldey-Beacom, 43
Made Less Than 15 Field Goals.....	11/23/14 at Cal State Bakersfield, 12
Attempted 80 Field Goals.....	12/21/12 vs. Penn, 81
Attempted Less Than 40 Field Goals.....	2/11/16 vs. Drexel, 38
Shot .600 From the Field.....	2/15/25 vs Campbell, .655 (36-55)
Made 30 Free Throws.....	1/30/16 at Towson, 36
Made Less Than 5 Free Throws.....	12/28/24 at St. John's, 4-6
Attempted 40 Free Throws.....	1/30/16 at Towson, 45
Attempted Less Than 10 Free Throws.....	2/6/25 vs UNCW, 6-9
Shot .900 From the Line (min. 10 attempts).....	11/18/24 vs Bryant, 19-21
Made 10 Three Pointers.....	2/15/25 vs Campbell, 13
Made 15 Three Pointers.....	12/17/24 vs Misericordia, 15
Made No Three-Pointers.....	2/2/13 vs. UNCW, 0-11
Att. 25 Three-Pointers.....	2/13/25 at Towson 26
Attempted Less Than 10 Three-Pointers.....	12/16/22 at Princeton, 8
Had 25 Assists.....	2/15/25 vs Campbell, 27
Had Less Than 5 Assists.....	1/20/17 at UNC Greensboro, 4
Had 25 Turnovers.....	12/19/07 at Vermont, 28
Had Less Than 5 Turnovers.....	12/20/23, Rider, 4
Had 10 Blocks.....	11/7/22 vs. Wilmington, 12
Had No Blocks.....	2/1/25 at Monmouth
Had 15 Steals.....	12/1/05 at UMBC, 17
Had No Steals.....	12/2/23 at Ohio
Last Overtime Game.....	12/20/23 vs Rider - L, 88-85 OT
Last Overtime Victory at Home.....	1/17/21 vs. La Salle, 85-82
Last Overtime Victory on the Road.....	1/17/22 at Northeastern, 82-76

## INDIVIDUAL GAME HIGHS

### POINTS

John Camden	35 at St. John's 30 vs Yale
Erik Timko	29 vs Misericordia
John Camden	28 vs Elon 27 vs Bryant
Cavan Reilly	24 vs Campbell 23 vs Yale

### REBOUNDS

John Camden	10 at NC A&T
Erik Timko	10 vs Bryant at Monmouth
Niels Lane	10 vs Elon
Trent Middleton Jr.	10 vs William & Mary

### ASSISTS

Izaiah Pasha	9 vs Campbell
Niels Lane	9 vs Misericordia
John Camden	7 vs Monmouth

### STEALS

Cavan Reilly	6 at Towson
Niels Lane	5 vs Misericordia 4 at Iona
Cavan Reilly	4 vs Stony Brook
Izaiah Pasha	4 vs Campbell

### BLOCKS

Macon Emory	3 vs Misericordia
Houston Emory	3 at Rider

### FIELD GOALS MADE

John Camden	11 at St. John's 10 vs Bryant
-------------	----------------------------------

### FIELD GOAL PERCENTAGE (MIN 5 MADE)

Erik Timko	.875 vs Campbell (7-8)
John Camden	.818 vs Elon (9-11)
Niels Lane	.800 at Duquesne (8-10)
Izaiah Pasha	.778 vs Vermont (7-9) .778 vs UNCW (7-9)
Niels Lane	.750 vs Towson (6-8)

### THREE-POINT FIELD GOALS MADE

John Camden	9 at St. John's 7 vs Yale
Erik Timko	6 vs Misericordia
Cavan Reilly	5 vs Yale 5 vs Delaware State 5 vs Campbell
Erik Timko	5 vs Monmouth

### 3PT FIELD GOAL PERCENTAGE (MIN 2 MADE)

Tahron Allen	1.000 at Iona (2-2)
Izaiah Pasha	1.000 vs Vermont (2-2) 1.000 vs UNCW (2-2)
Macon Emory	1.000 vs Campbell (2-2)

### FREE THROWS MADE

John Camden	9 vs Vermont
Niels Lane	9 vs Bryant

### FREE THROW PERCENTAGE (MIN 7 MADE)

John Camden	1.000 vs Vermont (9-9)
Cavan Reilly	1.000 vs Yale (8-8)
Erik Timko	1.000 vs Misericordia (7-7)

# DELAWARE HIGHS AND LOWS

## GAME HIGHS

## 2024-25

## INGELSBY ERA

POINTS	100 (11/24 vs Yale)	101 (11/8/23 vs Goldey-Beacom)
FIRST-HALF POINTS	51 (1/4 vs Monmouth)	56 (3/22/18 @ Drexel)
SECOND-HALF POINTS	53 (11/24 vs Yale)	64 (2/24/22 vs. Charleston)
FG MADE	36 (2/15 vs Campbell)	43 (11/8/23 vs Goldey-Beacom)
FG ATTEMPTS	68 (11/18 vs Bryant)	74 (11/8/23 vs Goldey-Beacom)
FG PERCENTAGE	.655 (2/15 vs Campbell)	.655 (36-55, 2/15/25 vs Campbell)
3FG MADE	17 (12/3 vs Delaware State)	17 (12/3/24 vs Delaware State)
3FG ATTEMPTS	38 (12/17 vs Misericordia)	38, twice (12/17 vs Misericordia)
3FG PERCENTAGE	.591 (2/15 vs Campbell)	.652 (15-23, 12/2/18 @ Columbia)
FT MADE	26, twice (11/24 vs Yale)	29 (11/2/21 vs. La Salle)
FT ATTEMPTS	32 (11/7 vs Robert Morris)	39 (2/17/22 @ Elon)
FT PERCENTAGE	.905 (11/18 vs Bryant)	1.000, six times (2/4 vs. Charleston 16-16)
REBOUNDS	58 (12/10 vs Chestnut Hill)	58 (12/10/24 vs Chestnut Hill)
ASSISTS	27 (2/15 vs Campbell)	27 (2/15 vs Campbell)
STEALS	11 (12/17 vs Misericordia)	13, twice (2/24/22 vs. Charleston)
BLOCKED SHOTS	7 (12/10 vs Chestnut Hill)	12 (11/7/22 vs. Wilmington)
TURNOVERS	17 (2/8 vs William & Mary)	23 (11/10/18 @ Saint Peter's)

## GAME LOWS

## 2024-25

## INGELSBY ERA

POINTS	54 (1/25 at Drexel)	46 (12/28/18 @ Hofstra)
FIRST-HALF POINTS	29 (12/28 at St. John's)	18, twice (12/28/18 @ Hofstra)
SECOND-HALF POINTS	22 (1/25 at Drexel)	19 (1/27/22 @ Towson)
FG MADE	20 (12/20 at Saint Peter's)	16, four times
FG ATTEMPTS	47 (12/20 at Saint Peter's)	40, twice (11/24/21 vs. Fordham)
FG PERCENTAGE	.373 (11/12 at Iona)	.262 (16-61, 12/28/18 @ Hofstra)
3FG MADE	5, twice (1/25 at Drexel)	1, twice (3/4/18 vs. Northeastern)
3FG ATTEMPTS	15 (11/7 vs Robert Morris)	10 (12/11 vs. Siena)
3FG PERCENTAGE	.226 (12/10 vs Chestnut Hill)	.071 (1-14, 3/4/18 vs. Northeastern)
FT MADE	4 (12/28 at St. John's)	2 (12/2/21 @ Delaware State)
FT ATTEMPTS	6 (12/28 at St. John's)	3 (12/1/22 vs. Cornell)
FT PERCENTAGE	.462 (2/15 vs Campbell)	.333, three times
REBOUNDS	17 (2/15 vs Campbell)	17, twice (2/15/25 vs Campbell))
ASSISTS	8, twice (11/12 at Iona)	4 (11/20/17 @ UNC Greensboro)
STEALS	2 (12/6 at Duquesne)	0, five times
BLOCKED SHOTS	0, twice (2/1 at Monmouth)	0, 13 times (2/1/25 at Monmouth)
TURNOVERS	6, twice (1/11 at Hampton)	2, (1/19/19 vs. Towson)

# DELAWARE PLAYER HIGHS IN THE MARTIN INGELSBY ERA

<b>Points</b> .....39, Jameer Nelson Jr. .....2/18/23 vs. UNCW	<b>FG Attempts</b> .....25, Ryan Allen .....2/3/18 @ Elon	<b>3FG Attempts</b> .....15, Ryan Allen .....2/14/19 @ Towson
<b>Rebounds</b> .....19, Dylan Painter .....1/15/21 vs. Hofstra .....11/23/21 @ UNC Wilmington	<b>FG Pct</b> .....1.000, Skye Johnson <b>(min. 5 att)</b> ..11/27/16 vs. Bryn Athyn (7-7) .....1.000, Dylan Painter .....2/1/20 vs. Drexel (7-7)	<b>3FG Pct</b> .....1.000, Kobe Jerome <b>(min. 5 att)</b> 11/8/23 vs Goldey-Beacom (6-6)
<b>Assists</b> .....11, Jalun Trent .....12/30/23 vs. Princeton	.....1.000, Eric Carter .....3/3/18 vs. Elon (5-5) .....1.000, Dylan Painter .....3/8/20 vs. Charleston (5-5)	<b>FT Made</b> .....13, Anthony Mosley .....12/17/16 @ Seton Hall
<b>Blocks</b> .....6, Dylan Painter .....1/20/22 vs. William & Mary	.....Andrew Carr .....3/18/22 vs. Villanova (5-5)	<b>FT Attempts</b> .....16, Jameer Nelson Jr. .....12/7/22 vs. Delaware State
<b>Steals</b> .....8, Jameer Nelson Jr. .....2/24/22 vs. Charleston	<b>3FG Made</b> .....9, John Camden .....12/29/24 at St. John's	<b>FT Pct</b> .....1.000, Jy'are Davis <b>(min. 10 att)</b> 1/18/24 vs Stony Brook (12-12) .....1.000, Nate Darling .....2/15/20 @ William & Mary (11-11)
<b>FG Made</b> .....14, Justyn Mutts .....1/23/20 @ Hofstra	.....9, Ithiel Horton .....1/10/19 @ UNC Wilmington	

## OPPONENT HIGHS AND LOWS

### GAME HIGHS

### 2024-25

### INGELSBY ERA

POINTS	97 (12/28 at St. John's)	108 (UNC Wilmington, 2/4/17)
FIRST-HALF POINTS	48 (12/28 at St. John's)	58 (Northeastern, 1/5/17)
SECOND-HALF POINTS	58 (2/15 vs Campbell)	58 (2/15/25 vs Campbell)
FG MADE	39 (12/28 at St. John's)	39, twice (12/28/24 at St. John's)
FG ATTEMPTS	74 (12/10 vs Chestnut Hill)	76, twice (Goldey-Beacom 11/8/23, Towson, 2/14/19)
FG PERCENTAGE	.609 (12/28 at St. John's)	.692 (UNC Wilmington, 2/4/17, 36-52)
3FG MADE	13 (1/23 at Hofstra)	21, twice (UNCW, 2/4/17)
3FG ATTEMPTS	31 (2/8 vs William & Mary)	41 (Salem, 12/5/20)
3FG PERCENTAGE	.667 (12/28 at St. John's)	.727 (2/16 at Towson, 16-22)
FT MADE	26 (2/1 at Monmouth)	26, twice (2/1/25 at Monmouth)
FT ATTEMPTS	30 (11/24 vs Yale)	36 (Elon, 2/25/17)
FT PERCENTAGE	.929 (2/1 at Monmouth)	1.000, four times (1/14/24 at UNCW)
REBOUNDS	58 (11/12 at Iona)	58, (11/12 at Iona)
ASSISTS	23 (12/28 at St. John's)	29 (Northeastern, 11/5/17)
STEALS	12 (12/10 vs Chestnut Hill)	13, four times (2/16/24 at Elon)
BLOCKED SHOTS	11 (2/1 at Monmouth)	11, twice (2/1/25 at Monmouth)
TURNOVERS	19 (12/17 vs Misericordia)	24 (Charleston, 2/24/22)

### GAME LOWS

### 2024-25

### INGELSBY ERA

POINTS	51 (12/10 vs Chestnut Hill)	40 (Wilmington, 11/18/18)
FIRST-HALF POINTS	18 (11/12 at Iona)	15 (Bradley, 11/13/16)
SECOND-HALF POINTS	23 (12/10 vs Chestnut Hill)	20 (Wilmington, 11/18/18)
FG MADE	17 (1/4 vs Monmouth)	16, four times
FG ATTEMPTS	52 (1/4 vs Monmouth)	45, four times (2/25/23 at Elon)
FG PERCENTAGE	.257 (12/10 vs Chestnut Hill)	.257 (12/10/24 vs Chestnut Hill, 19-74)
3FG MADE	4, twice (2/13 at Towson)	1 (Delaware State, 12/2/16)
3FG ATTEMPTS	11 (2/15 vs Campbell)	8 (2/2/23 at Monmouth)
3FG PERCENTAGE	.182 (11/12 at Iona)	.67 (Delaware State, 12/2/16, 1-15)
FT MADE	2 (11/30 at Rider)	1 (2/16 at Towson)
FT ATTEMPTS	3 (11/30 at Rider)	2 (Lafayette, 12/8/21)
FT PERCENTAGE	.455 (11/12 at Iona)	.200 (2/16/23 at Towson, 1-5)
REBOUNDS	27 (1/16 vs Stony Brook)	18 (Appalachian State, 11/22/21)
ASSISTS	6, four times (1/30 vs Towson)	3 (Drexel, 3/6/22)
STEALS	2 (11/30 at Rider)	0 (Towson, 1/9/19)
BLOCKED SHOTS	1, six times (2/8 vs William & Mary)	0, 21 times (2/17/24 at NC A&T)
TURNOVERS	5 (1/23 at Hofstra)	3 (12/2/23 at Ohio)

## DELAWARE INDIVIDUAL SINGLE GAME RECORDS

<b>Points</b> .....52, Liston Houston .....2/19/1910 vs. Lebanon Valley	<b>FG Attempts</b> .....35, Nate Cloud .....2/18/61 vs. Muhlenberg	<b>FT Made</b> .....19, Jawan Carter .....11/21/09 vs. Penn .....19, Jarvis Threatt .....1/5/13 at Old Dominion
<b>Rebounds</b> .....31, Jack Waddington .....1/4/56 vs. Rutgers	<b>FG Pct</b> .....1.000, Oscar Jones <b>(min. 10 att)</b> .....12/8/82 vs. Loyola (10-10) .....1.000, Alex Coles .....1/23/91 vs. UMBC (10-10)	<b>FT Attempts</b> .....26, Jawan Carter .....11/21/09 vs. Penn
<b>Assists</b> .....17, John Staudenmayer .....2/6/82 vs. Lehigh	<b>3FG Made</b> .....9, John Camden .....12/29/24 at St. John's .....9, Ithiel Horton .....1/10/19 @ UNC Wilmington	<b>FT Pct</b> .....1.000, 10 times <b>(min. 10 att)</b> .....most is 14-14
<b>Blocks</b> .....9, Ndongo Ndiaye .....12/2/99 vs. Colgate	<b>3FG Attempts</b> .....15, Ryan Allen .....2/14/19 @ Towson	
<b>Steals</b> .....8, Jameer Nelson Jr. .....2/24/22 vs. Charleston .....8, Taurence Chisholm .....1/16/85 vs. Bucknell	<b>3FG Pct</b> .....1.000, Kobe Jerome <b>(min. 6 att)</b> .....11/8/23 vs. Goldey Beacom (6-6)	
<b>FG Made</b> .....25, Liston Houston .....2/19/1910 vs. Lebanon Valley		



# 2024-25 OVERALL STATISTICS

## Game Records

Record	Overall	Home	Away	Neutral
ALL GAMES	12-15	8-5	3-9	1-1
CONFERENCE	5-9	4-3	1-6	0-0
NON-CONFERENCE	7-6	4-2	2-3	1-1

## Score by Periods

Team	1st	2nd	OT	TOT
Delaware	1067	1019	0	2086
Opponents	984	1117	0	2101

## Team Box Score

No.	Player				Total		3-Point		F-Throw		Rebounds													
		GP-GS	MIN	AVG	FG-FGA	FG%	3FG-3FGA	3FG%	FT-FTA	FT%	OFF	DEF	TOT	AVG	PF	DQ	A	TO	BLK	STL	PTS	AVG		
2	CAMDEN, John	27-27	907:14	33.6	145-311	.466	70-168	.417	83-106	.783	25	114	139	5.1	50	1	57	38	12	28	443	16.4		
4	LANE, Niels	24-20	737:26	30.7	126-247	.510	17-48	.354	50-69	.725	26	80	106	4.4	55	2	58	65	15	30	319	13.3		
3	REILLY, Cavan	24-24	788:28	32.9	107-220	.486	48-133	.361	47-55	.855	13	61	74	3.1	57	0	38	34	4	29	309	12.9		
20	TIMKO, Erik	26-26	811:33	31.2	97-210	.462	50-119	.420	76-87	.874	16	90	106	4.1	52	1	49	24	7	16	320	12.3		
1	PASHA, Izaiah	25-24	697:51	27.9	104-204	.510	14-41	.341	63-81	.778	22	73	95	3.8	53	0	83	64	14	18	285	11.4		
7	ALLEN, Tahron	16-5	259:59	16.2	35-79	.443	11-25	.440	10-17	.588	4	15	19	1.2	26	0	16	10	2	9	91	5.7		
13	MIDDLETON JR., Trent	23-2	427:53	18.6	44-108	.407	9-38	.237	29-34	.853	9	60	69	3.0	46	2	43	23	3	18	126	5.5		
5	EMORY, Macon	25-4	377:37	15.1	31-81	.383	17-52	.327	9-12	.750	17	54	71	2.8	53	1	14	16	16	13	88	3.5		
00	MOSS, Gabe	14-0	105:33	7.5	20-33	.606	0-0	.000	4-9	.444	7	7	14	1.0	19	0	2	5	2	2	44	3.1		
8	KOGBARA, Kevin	21-2	134:49	6.4	15-41	.366	2-7	.286	1-2	.500	13	27	40	1.9	21	0	10	18	2	3	33	1.6		
15	EMORY, Houston	14-1	94:55	6.8	5-14	.357	0-0	.000	5-11	.455	7	15	22	1.6	20	1	3	11	6	4	15	1.1		
11	JEROME, Kobe	8-0	40:17	5.0	3-10	.300	1-8	.125	0-1	.000	0	2	2	0.3	1	0	6	1	0	1	7	0.9		
10	BAFFONE, Brandon	5-0	09:19	1.9	1-3	.333	1-2	.500	0-0	.000	0	1	1	0.2	0	0	0	0	0	0	3	0.6		
12	MCFADDEN, Alex	5-0	07:08	1.4	1-2	.500	0-1	.000	1-1	1.000	0	0	0	0.0	1	0	0	1	0	0	3	0.6		
Team											45	73	118					16						
Total		27	5400		734-1563	.470	240-642	.374	378-485	.779	204	672	876	32.4	454	8	379	326	83	171	2086	77.3		
Opponents		27	5400		755-1686	.448	198-564	.351	393-532	.739	327	685	1012	37.5	428	6	334	300	90	167	2101	77.8		

## Team Statistics

	UD	OPP
<b>Scoring</b>	<b>2086</b>	<b>2101</b>
Points per game	77.3	77.8
Scoring margin	-0.6	-
<b>Field goals-att</b>	<b>734-1563</b>	<b>755-1686</b>
Field goal pct	.470	.448
<b>3 point fg-att</b>	<b>240-642</b>	<b>198-564</b>
3-point FG pct	.374	.351
3-pt FG made per game	8.9	7.3
<b>Free throws-att</b>	<b>378-485</b>	<b>393-532</b>
Free throw pct	.779	.739
F-Throws made per game	14.0	14.6
<b>Rebounds</b>	<b>876</b>	<b>1012</b>
Rebounds per game	32.4	37.5
Rebounding margin	-5.0	-
<b>Assists</b>	<b>379</b>	<b>334</b>
Assists per game	14.0	12.4
<b>Turnovers</b>	<b>326</b>	<b>300</b>
Turnovers per game	12.1	11.1
Turnover margin	-1.0	-
Assist/turnover ratio	1.2	1.1
<b>Steals</b>	<b>171</b>	<b>167</b>
Steals per game	6.3	6.2
<b>Blocks</b>	<b>83</b>	<b>90</b>
Blocks per game	3.1	3.3
<b>Winning streak</b>	<b>0</b>	<b>-</b>
Home win streak	0	-
<b>Attendance</b>	<b>27138</b>	<b>23159</b>
Home games-Avg/Game	13-2088	12-1930
Neutral site-Avg/Game	-	2-1562

## Team Results

Date	Opponent		Score	Att.
11/04/2024	Bucknell	L	73-85	1775
11/07/2024	Robert Morris	W	81-77	1402
11/12/2024	at Iona	W	64-58	2028
11/18/2024	Bryant	L	84-85	2384
11/23/2024	vs Vermont	L	71-75	0
11/24/2024	vs Yale	W	100-94	3124
11/30/2024	at Rider	W	72-66	1328
12/03/2024	Delaware St.	W	93-80	2104
12/06/2024	at Duquesne	L	66-80	2033
12/10/2024	Chestnut Hill	W	78-51	1609
12/17/2024	Misericordia	W	92-75	3202
12/20/2024	at Saint Peter's	L	64-72	495
12/28/2024	at St. John's (NY)	L	76-97	5602
01/02/2025	at Northeastern	L	77-80	602
01/04/2025	Monmouth	W	84-64	1981
01/09/2025	at N.C. A&T	W	98-88	708
01/11/2025	at Hampton	L	77-83	527
01/16/2025	Stony Brook	W	84-74	1443
01/18/2025	Elon	W	79-77	2262
01/23/2025	at Hofstra	L	68-93	1502
01/25/2025	at Drexel	L	54-67	2446
01/30/2025	Towson	L	66-76	2193
02/01/2025	at Monmouth	L	83-92	2586
02/06/2025	UNCW	L	67-77	2031
02/08/2025	William & Mary	W	74-64	2405
02/13/2025	at Towson	L	70-75	3302
02/15/2025	Campbell	L	91-96	2347

# 2024-25 CAA ONLY STATISTICS

## Game Records

Record	Overall	Home	Away	Neutral
ALL GAMES	5-9	4-3	1-6	0-0
CONFERENCE	5-9	4-3	1-6	0-0
NON-CONFERENCE	0-0	0-0	0-0	0-0

## Score by Periods

Team	1st	2nd	OT	TOT
Delaware	554	518	0	1072
Opponents	521	585	0	1106

## Team Box Score

No.	Player				Total		3-Point		F-Throw		Rebounds											
		GP-GS	MIN	AVG	FG-FGA	FG%	3FG-3FGA	3FG%	FT-FTA	FT%	OFF	DEF	TOT	AVG	PF	DQ	A	TO	BLK	STL	PTS	AVG
2	CAMDEN, John	14-14	500:04	35.7	77-163	.472	35-87	.402	40-50	.800	13	63	76	5.4	29	0	32	25	7	13	229	16.4
3	REILLY, Cavan	11-11	382:12	34.7	56-111	.505	20-57	.351	20-23	.870	3	27	30	2.7	31	0	20	15	2	20	152	13.8
4	LANE, Niels	12-11	394:11	32.8	67-134	.500	4-21	.190	16-26	.615	18	37	55	4.6	30	2	33	30	3	13	154	12.8
20	TIMKO, Erik	13-13	410:42	31.6	50-106	.472	28-61	.459	34-40	.850	6	39	45	3.5	29	1	28	9	3	12	162	12.5
1	PASHA, Izaiah	13-13	367:29	28.3	55-101	.545	9-19	.474	38-50	.760	11	32	43	3.3	29	0	42	30	4	15	157	12.1
13	MIDDLETON JR., Trent	12-1	245:13	20.4	27-69	.391	4-20	.200	14-16	.875	6	39	45	3.8	27	2	27	11	1	11	72	6.0
7	ALLEN, Tahron	7-0	109:16	15.6	14-30	.467	3-10	.300	5-8	.625	3	3	6	0.9	11	0	5	3	1	0	36	5.1
5	EMORY, Macon	14-4	232:49	16.6	22-46	.478	14-31	.452	3-5	.600	9	34	43	3.1	32	0	8	11	8	9	61	4.4
00	MOSS, Gabe	9-0	54:44	6.1	9-19	.474	0-0	.000	2-5	.400	4	3	7	0.8	7	0	2	3	2	2	20	2.2
8	KOGBARA, Kevin	11-2	81:27	7.4	11-28	.393	1-4	.250	1-2	.500	7	15	22	2.0	9	0	4	10	1	1	24	2.2
12	MCFADDEN, Alex	3-0	04:05	1.4	1-2	.500	0-1	.000	1-1	1.000	0	0	0	0.0	0	0	0	0	0	0	3	1.0
11	JEROME, Kobe	3-0	10:56	3.6	1-4	.250	0-3	.000	0-0	.000	0	0	0	0.0	0	0	1	0	0	0	2	0.7
15	EMORY, Houston	1-1	02:48	2.8	0-0	.000	0-0	.000	0-0	.000	1	0	1	1.0	0	0	0	0	0	0	0	0.0
10	BAFFONE, Brandon	3-0	04:05	1.4	0-0	.000	0-0	.000	0-0	.000	0	0	0	0.0	0	0	0	0	0	0	0	0.0
Team											18	38	56					9				
Total		14	2800		390-813	.480	118-314	.376	174-226	.770	99	330	429	30.6	234	5	202	156	32	96	1072	76.6
Opponents		14	2800		395-849	.465	99-287	.345	217-284	.764	160	353	513	36.6	209	2	163	149	57	82	1106	79.0

## Team Statistics

	UD	OPP
<b>Scoring</b>	<b>1072</b>	<b>1106</b>
Points per game	76.6	79.0
Scoring margin	-2.4	-
<b>Field goals-att</b>	<b>390-813</b>	<b>395-849</b>
Field goal pct	.480	.465
<b>3 point fg-att</b>	<b>118-314</b>	<b>99-287</b>
3-point FG pct	.376	.345
3-pt FG made per game	8.4	7.1
<b>Free throws-att</b>	<b>174-226</b>	<b>217-284</b>
Free throw pct	.770	.764
F-Throws made per game	12.4	15.5
<b>Rebounds</b>	<b>429</b>	<b>513</b>
Rebounds per game	30.6	36.6
Rebounding margin	-6.0	-
<b>Assists</b>	<b>202</b>	<b>163</b>
Assists per game	14.4	11.6
<b>Turnovers</b>	<b>156</b>	<b>149</b>
Turnovers per game	11.1	10.6
Turnover margin	-0.5	-
Assist/turnover ratio	1.3	1.1
<b>Steals</b>	<b>96</b>	<b>82</b>
Steals per game	6.9	5.9
<b>Blocks</b>	<b>32</b>	<b>57</b>
Blocks per game	2.3	4.1
<b>Winning streak</b>	<b>0</b>	<b>-</b>
Home win streak	0	-
<b>Attendance</b>	<b>14662</b>	<b>11673</b>
Home games-Avg/Game	7-2095	7-1668
Neutral site-Avg/Game	-	0-0

## Team Results

Date	Opponent		Score	Att.
01/02/2025	at Northeastern	L	77-80	602
01/04/2025	Monmouth	W	84-64	1981
01/09/2025	at N.C. A&T	W	98-88	708
01/11/2025	at Hampton	L	77-83	527
01/16/2025	Stony Brook	W	84-74	1443
01/18/2025	Elon	W	79-77	2262
01/23/2025	at Hofstra	L	68-93	1502
01/25/2025	at Drexel	L	54-67	2446
01/30/2025	Towson	L	66-76	2193
02/01/2025	at Monmouth	L	83-92	2586
02/06/2025	UNCW	L	67-77	2031
02/08/2025	William & Mary	W	74-64	2405
02/13/2025	at Towson	L	70-75	3302
02/15/2025	Campbell	L	91-96	2347

# TEAM NATIONAL RANKINGS

THROUGH GAMES PLAYED 2/18

Statistic	National Rank	Conference Rank	Value	National Leader	Value	Conference Leader	Value
Assist/Turnover Ratio (355 ranked)	173	6	1.16	Gonzaga	2.09	UNCW	1.41
Assists Per Game (355 ranked)	151	4	14.0	Gonzaga	20.0	William & Mary	16.7
Bench Points per game (355 ranked)	325	11	14.63	Southern U.	39.38	Hampton	37.22
Blocks Per Game (355 ranked)	210	9	3.1	Auburn	6.8	Drexel	4.7
Effective FG pct (355 ranked)	53	1	0.546	North Dakota St.	0.587	Delaware	0.546
Fastbreak Points (355 ranked)	52	2	13.04	Milwaukee	17.70	William & Mary	15.00
Field Goal Percentage (355 ranked)	70	1	47.0	Northern Colo.	50.1	Delaware	47.0
Field Goal Percentage Defense (355 ranked)	241	11	44.8	Tennessee	37.0	Hofstra	38.7
Fouls Per Game (355 ranked)	181	10	16.8	Central Conn. St. Creighton	11.0 11.0	Elon	12.9
Free Throw Attempts Per Game (355 ranked)	242	8	18.0	Winthrop	29.7	UNCW	22.5
Free Throw Percentage (355 ranked)	17	2	77.9	Wisconsin	83.4	Campbell	78.2
Free Throws Made Per Game (355 ranked)	156	6	14.0	Winthrop	20.1	UNCW	16.4
Rebound Margin (354 ranked)	338	14	-5.0	Milwaukee	11.1	Elon	7.7
Rebounds (Defensive) Per Game (355 ranked)	168	8	24.89	Alabama	30.68	Elon	27.52
Rebounds (Offensive) Per Game (355 ranked)	342	14	7.56	Texas A&M	15.88	Hampton	13.33
Rebounds Per Game (355 ranked)	312	13	32.44	Alabama	44.40	Elon	40.74
Scoring Defense (355 ranked)	316	14	77.8	Houston	57.6	Towson	65.3
Scoring Margin (355 ranked)	246	11	-0.6	Duke	20.2	UNCW	9.6
Scoring Offense (355 ranked)	97	4	77.3	Alabama	90.3	UNCW	80.0
Steals Per Game (355 ranked)	232	9	6.3	UTEP	10.8	Hampton	7.5
Three Point Attempts Per Game (355 ranked)	130	5	23.8	North Florida	36.1	William & Mary	30.2
Three Point Percentage (355 ranked)	36	1	37.4	Bradley	40.7	Delaware	37.4
Three Point Percentage Defense (355 ranked)	280	13	35.1	Liberty	27.7	Campbell	28.5
Three Pointers Per Game (355 ranked)	70	2	8.9	North Florida	12.6	William & Mary	10.4
Turnover Margin (355 ranked)	257	10	-1.0	UC San Diego	7.1	Campbell	2.9
Turnovers Forced Per Game (355 ranked)	263	10	11.11	Tarleton St.	17.00	Campbell	13.30
Turnovers Per Game (355 ranked)	201	10	12.1	Ole Miss	8.8	Towson	9.4
Winning Percentage (355 ranked)	235	10	44.4	Auburn	92.0	UNCW	77.8





# INDIVIDUAL NATIONAL RANKINGS

THROUGH GAMES PLAYED 2/18

Statistic	Player	National Rank	Conference Rank	Value	National Leader	Value	Conference Leader	Value
Assist/Turnover Ratio (350 ranked)	Izaiah Pasha	324	14	1.30	CJ Fulton, Col. of Charleston	4.69	CJ Fulton, Col. of Charleston	4.69
Assists (347 ranked)	Izaiah Pasha	287	9	83	Ryan Nembhard, Gonzaga	270	CJ Fulton, Col. of Charleston	169
Assists Per Game (346 ranked)	Izaiah Pasha	275	7	3.3	Ryan Nembhard, Gonzaga	10.0	CJ Fulton, Col. of Charleston	6.5
Blocks (338 ranked)					Gabe Dynes, Youngstown St.	87	Matthew Van Komen, Elon	66
Blocks Per Game (350 ranked)					Gabe Dynes, Youngstown St.	3.11	Matthew Van Komen, Elon	2.54
Double Doubles (336 ranked)					Maxime Raynaud, Stanford	20	Ante Brzovic, Col. of Charleston	8
Field Goal Attempts (349 ranked)	John Camden	186	9	311	Abdi Bashir Jr., Monmouth	482	Abdi Bashir Jr., Monmouth	482
Field Goal Percentage (337 ranked)	Niels Lane John Camden	87 176	2 7	51.0 46.6	Max Brooks, UMass Lowell	69.7	Ante Brzovic, Col. of Charleston	53.4
Field Goals (332 ranked)	John Camden	164	5	145	Trey Kaufman-Renn, Purdue	213	Ante Brzovic, Col. of Charleston	194
Free Throw Attempts (339 ranked)	John Camden	298	13	106	Aniwaniwa Tait-Jones, UC San Diego	223	Madison Durr, Monmouth	177
Free Throw Percentage (346 ranked)	Erik Timko John Camden Izaiah Pasha	47 251 269	4 14 15	87.4 78.3 77.8	Atin Wright, North Texas	95.7	Abdi Bashir Jr., Monmouth	90.0
Free Throws (336 ranked)	John Camden Erik Timko	253 336	13 15	83 76	Blake Harper, Howard Aniwaniwa Tait-Jones, UC San Diego	176 176	Madison Durr, Monmouth	142
Minutes Per Game (350 ranked)	John Camden Cavan Reilly	139 217	7 12	33:36 32:51	Bennett Stirtz, Drake	38:56	Rashad King, Northeastern	36:20
Points (347 ranked)	John Camden	103	4	443	Eric Dixon, Villanova	596	Abdi Bashir Jr., Monmouth	545
Points Per Game (986 ranked)	John Camden Niels Lane Cavan Reilly Erik Timko Izaiah Pasha	144 467 525 615 759	7 23 26 30 36	16.4 13.3 12.9 12.3 11.4	Eric Dixon, Villanova	22.9	Abdi Bashir Jr., Monmouth	20.2
Rebounds (344 ranked)					Carson Towt, Northern Ariz.	344	Ante Brzovic, Col. of Charleston	226
Rebounds (Defensive) Per Game (349 ranked)	John Camden	322	16	4.22	Carson Towt, Northern Ariz.	9.11	Ante Brzovic, Col. of Charleston	6.81
Rebounds (Offensive) Per Game (350 ranked)					Oscar Cluff, South Dakota St.	4.40	Matthew Van Komen, Elon	3.65
Rebounds Per Game (350 ranked)					Carson Towt, Northern Ariz.	12.7	Nikolaos Chitikoudis, N.C. A&T	9.0
Steals (336 ranked)					Hayden Gray, UC San Diego	90	Nolan Dorsey, Campbell	44
Steals Per Game (348 ranked)					Hayden Gray, UC San Diego	3.46	Nolan Dorsey, Campbell	1.63
Three Point Attempts (348 ranked)	John Camden Cavan Reilly	113 328	6 13	168 133	Robert Davis Jr., Old Dominion	266	Abdi Bashir Jr., Monmouth	257
Three Point Percentage (120 ranked)	John Camden	36	5	41.7	Cole Anderson, UC Santa Barbara	52.0	Kobe MaGee, Drexel	45.6
Three Pointers Per Game (350 ranked)	John Camden Cavan Reilly Erik Timko	94 282 316	7 12 13	2.59 2.00 1.92	Reyne Smith, Louisville	3.85	Abdi Bashir Jr., Monmouth	3.70
Total 3-point FGM (341 ranked)	John Camden Erik Timko Cavan Reilly	63 305 341	5 12 15	70 50 48	Abdi Bashir Jr., Monmouth Reyne Smith, Louisville	100 100	Abdi Bashir Jr., Monmouth	100
Triple Doubles (2 ranked)					Sean Smith, Western Ill.	2		

## 2024-25 BOX SCORES

## GAME 1 - BUCKNELL 85, DELAWARE 73



Official Basketball Box Score - Final  
Bucknell at Delaware  
11/04/24 Bob Carpenter Center, Newark  
2024-25 Men's Basketball

Game Time: 6:30 PM  
Game Duration: 2:07  
Attendance: 1,775

Officials: Phil Salatiello Jr., Brandon Cruz, David Powell

Bucknell - 85

Record: 1-0

NO. Name		Min	FG M-A	3P M-A	FT M-A	Rebounds OR DR TOT	Fouls PF FD	TP	AS	TO	ST	Blocks BS BA	+/-
1 Ian Motta	F	23:44	7-11	2-2	2-3	2 3 5	2 2	18	1	3	0	0	1 -2
22 Ruot Bijik	F	21:53	2-4	2-3	0-0	0 4 4	1 2	6	1	0	0	2 0 3	
3 Noah Williamson	C	24:13	6-8	1-1	6-10	0 12 12	4 7	19	1	4	1	0 0 16	
5 Elvin Edmonds IV	G	29:11	5-8	0-2	4-4	0 7 7	2 2	14	5	4	0	0 1 11	
13 Josh Bascoe	G	33:41	6-11	4-4	2-2	1 1 2	2 3	18	1	4	3	0 1 15	
3 Jayden Williams		11:18	1-4	0-2	1-2	0 0 0	1 4	3	2	1	2	0 1 3	
23 Pip Ajayi		09:45	0-1	0-0	0-4	1 1 2	0 0	2	0	1	0	0 0 -2	
10 Brandon McCreesh		23:42	1-4	1-4	0-0	0 1 1	2 0	3	2	0	0	0 0 12	
24 Achille Spadone		22:33	1-4	0-1	2-2	0 1 1	3 2	4	0	0	0	0 1 4	
Team						2 4 6		0	0				
Totals			29-55	10-19	17-27	6 34 40	17 24	85	14	16	6	2 5 12	

Technical Fouls: NONE

Shooting By Period		
1 <sup>st</sup> FG%	13.25	52.0%
3PT%	5-10	50.0%
FT%	6-13	46.2%
2 <sup>nd</sup> FG%	16.30	53.3%
3PT%	5-9	55.6%
FT%	11-14	78.6%
GM FG%	29-55	52.7%
3PT%	10-19	52.6%
FT%	17-27	63.0%
Dead Ball Rebounds: 6, 0		

Delaware - 73

Record: 0-1

NO. Name	Min	FG M-A	3P M-A	FT M-A	Rebounds OR DR TOT	Fouls PF FD	TP	AS	TO	ST	Blocks BS BA	+/-
2 John Camden	F 27:39	8-15	2-5	1-2	3 0 3	5 3	19	1	3	1	2 2 7	
1 Izaiah Pasha	G 23:03	1-8	0-2	1-2	0 4 4	1 1	3	2	4	1	2 0 -4	
3 Cavan Reilly	G 28:20	2-6	1-5	1-2	0 0 0	3 2	6	1	0	0	0 0 -12	
4 Niels Lane	G 33:27	6-9	2-3	2-2	0 5 5	2 1	16	1	2	0	0 0 -10	
20 Erik Timko	G 30:50	7-11	2-5	4-5	0 4 4	2 4	20	2	1	0	1 0 -9	
7 Tahron Allen	18:05	1-6	0-1	0-0	0 3 3	0 0	2	1	1	1	0 0 -17	
8 Kevin Kogbara	03:35	0-0	0-0	0-0	0 0 0	4 0	0	1	1	1	0 0 -3	
13 Trent Middleton Jr.	24:11	1-7	1-5	2-2	0 3 3	2 2	5	4	1	2	0 0 -15	
00 Gabe Moss	06:19	0-1	0-0	0-2	1 2 3	2 1	0	0	0	0	0 0 -4	
15 Houston Emory	04:31	1-1	0-0	0-1	1 0 1	3 3	2	0	1	2	0 0 -1	
Team					3 3 6		0	0				
Totals		27-64	8-26	11-18	8 24 32	24 17	73	13	14	8	5 2 -12	

Technical Fouls: NONE

Shooting By Period		
1 <sup>st</sup> FG%	17.32	53.1%
3PT%	7-14	50.0%
FT%	5-11	45.5%
2 <sup>nd</sup> FG%	10.32	31.3%
3PT%	1-12	8.3%
FT%	6-7	85.7%
GM FG%	27-64	42.2%
3PT%	8-26	30.8%
FT%	11-18	61.1%
Dead Ball Rebounds: 2, 0		

	BUCK	DEL
Biggest lead	12 (2 <sup>nd</sup> 0:15)	12 (1 <sup>st</sup> 12:07)
Best Scoring Run	12 (2 <sup>nd</sup> 0:15)	6 (1 <sup>st</sup> 18:43)
Lead Changes	1	
Times Tied	5	
Time with Lead	02:38	33:22

Points from	BUCK	DEL
Turnovers	12	11
Paint	38	34
Second Chance	5	4
Fast Breaks	11	4
Bench	10	9

Period by Period Scoring	1st	2nd	TOT
BUCK	37	48	85
DEL	46	27	73

## GAME 2 - DELAWARE 81, ROBERT MORRIS 77



Official Basketball Box Score - Final  
Robert Morris at Delaware  
11/07/24 Bob Carpenter Center, Newark  
2024-25 Men's Basketball

Game Time: 6:30 PM  
Game Duration: 2:09  
Attendance: 1,402

Officials: Jeffery Clark, Ed Corless, Adam Fiere

Robert Morris - 77

Record: 0-2

NO. Name	Min	FG M-A	3P M-A	FT M-A	Rebounds OR DR TOT	Fouls PF FD	TP	AS	TO	ST	Blocks BS BA	+/-
7 Alvaro Folgueiras	F 21:56	1-3	1-1	0-0	1 5 6	4 0	3	2	2	0	0 1 -15	
45 Ismael Plet	F 24:50	4-10	0-1	2-4	2 3 5	3 2	10	1	1	0	0 1 -13	
2 Ryan Prather Jr.	G 28:51	4-7	3-5	3-3	0 1 1	1 2	14	0	1	0	0 0 -1	
4 Josh Omojalo	G 26:18	4-14	0-3	4-6	3 4 7	3 4	12	0	2	0	0 1 5	
8 Kam Woods	G 38:55	9-25	2-9	2-5	4 3 7	2 3	22	6	3	2	0 1 -5	
3 Amari Dickerson	19:03	3-4	2-2	2-2	3 2 5	5 4	10	1	2	1	3 0 16	
11 D.J. Smith	19:56	2-3	1-1	1-2	1 2 3	4 2	6	2	0	0	0 0 3	
23 Chris Ford	13:36	0-2	0-0	0-0	0 1 1	0 0	0	0	0	2	0 0 6	
10 Dilen Miller	06:35	0-1	0-1	0-0	0 0 0	2 0	0	0	0	0	0 0 -7	
Team					0 1 1		0	0				
Totals		27-69	9-23	14-22	14 22 36	24 17	77	12	11	5	3 4 -4	

Technical Fouls: NONE

Shooting By Period		
1 <sup>st</sup> FG%	15.33	45.5%
3PT%	5-11	45.5%
FT%	8-13	61.5%
2 <sup>nd</sup> FG%	12.36	33.3%
3PT%	4-12	33.3%
FT%	6-9	66.7%
GM FG%	27-69	39.1%
3PT%	9-23	39.1%
FT%	14-22	63.6%
Dead Ball Rebounds: 4, 0		

Delaware - 81

Record: 1-1

NO. Name	Min	FG M-A	3P M-A	FT M-A	Rebounds OR DR TOT	Fouls PF FD	TP	AS	TO	ST	Blocks BS BA	+/-
2 John Camden	F 24:51	1-6	1-4	6-8	0 3 3	3 5	9	0	1	0	0 1 -9	
1 Izaiah Pasha	G 15:32	2-3	1-2	2-2	1 2 3	2 3	7	3	2	0	0 0 8	
3 Cavan Reilly	G 25:59	3-4	1-2	3-4	0 4 4	2 3	10	0	0	1	1 0 2	
4 Niels Lane	G 31:52	8-12	0-0	3-6	0 7 7	2 6	19	1	3	3	0 1 14	
20 Erik Timko	G 36:38	3-12	0-4	6-6	1 2 3	1 3	12	3	1	0	0 2 11	
5 Macon Emory	08:08	0-2	0-1	0-0	0 0 0	1 0	0	0	0	0	0 0 -10	
7 Tahron Allen	11:45	2-3	0-0	0-0	0 0 0	1 0	4	0	2	1	0 0 -7	
8 Kevin Kogbara	09:51	2-5	1-1	0-0	2 4 6	2 0	5	0	3	0	0 1 -1	
13 Trent Middleton Jr.	24:28	3-4	1-1	6-6	0 2 2	1 4	13	1	1	0	0 0 -2	
15 Houston Emory	10:56	1-2	0-0	0-0	0 5 5	2 0	2	0	1	0	1 0 16	
Team					3 3 6		0	1				
Totals		25-53	5-15	26-32	7 32 39	17 24	81	8	15	5	4 3 4	

Technical Fouls: NONE

Shooting By Period		
1 <sup>st</sup> FG%	15.24	62.5%
3PT%	4-8	50.0%
FT%	11-13	84.6%
2 <sup>nd</sup> FG%	10.29	34.5%
3PT%	1-7	14.3%
FT%	15-19	78.9%
GM FG%	25-53	47.2%
3PT%	5-15	33.3%
FT%	26-32	81.3%
Dead Ball Rebounds: 5, 0		

	RMU	DEL
Biggest lead	11 (1 <sup>st</sup> 10:44)	5 (1 <sup>st</sup> 2:14)
Best Scoring Run	8 (1 <sup>st</sup> 12:17)	14 (1 <sup>st</sup> 6:51)
Lead Changes	13	
Times Tied	9	
Time with Lead	19:58	15:33

Points from	RMU	DEL
Turnovers	20	18
Paint	32	36
Second Chance	16	6
Fast Breaks	6	22
Bench	16	24

Period by Period Scoring	1st	2nd	TOT
RMU	43	34	77
DEL	45	36	81

## GAME 3 - DELAWARE 64, IONA 58



Official Basketball Box Score - Final  
Delaware at Iona  
11/10/24 Hyatt Center, New Rochelle  
2024-25 Men's Basketball

Game Time: 7:00 PM  
Game Duration: 2:14  
Attendance: 2,028

Officials: Matt Potter, Vasil Mallos, Tyler Sandmann

Delaware - 64

Record: 2-1

NO. Name	Min	FG M-A	3P M-A	FT M-A	Rebounds OR DR TOT	Fouls PF FD	TP	AS	TO	ST	Blocks BS BA	+/-
2 John Camden	F 22:27	3-9	2-4	0-1	2 3 5	2 0	8	1	0	0	0 1 -1	
1 Izaiah Pasha	G 26:58	3-10	0-4	0-2	1 3 4	2 2	8	2	2	0	2 3 -6	
3 Cavan Reilly	G 25:25	2-6	1-4	4-4	2 4 6	2 3	9	0	2	0	1 0 2	
4 Niels Lane	G 34:22	5-9	2-3	2-2	1 5 6	3 1	14	1	5	4	1 0 2	
20 Erik Timko	G 23:49	1-5	0-1	2-2	0 3 3	1 1	4	0	1	0	0 0 -7	
5 Macon Emory	09:47	1-3	0-1	1-2	2 1 3	1 4	3	0	1	2	0 0 9	
7 Tahron Allen	20:22	6-11	2-2	0-0	1 2 3	2 1	14	0	2	1	0 0 11	
8 Kevin Kogbara	08:23	0-2	0-0	0-0	1 0 1	1 1	0	2	0	0	1 1 4	
13 Trent Middleton Jr.	14:29	1-2	0-1	0-0	0 3 3	1 1	2	0	2	1	0 0 7	
15 Houston Emory	13:58	0-2	0-0	2-4	0 0 0	4 3	2	2	0	1	1 0 9	
Team					3 2 5		0	0				
Totals		22-58	7-20	13-17	13 26 39	19 17	64	8	15	9	6 5 6	

Technical Fouls: Allen 1<sup>st</sup> 0:01

Shooting By Period		
1 <sup>st</sup> FG%	12-41	29.3%
3PT%	4-15	26.7%
FT%	2-3	66.7%
2 <sup>nd</sup> FG%	10-18	55.6%
3PT%	3-5	60.0%
FT%	11-14	78.6%
GM FG%	22-58	37.9%
3PT%	7-20	35.0%
FT%	13-17	76.5%
Dead Ball Rebounds: 1, 0		

Iona - 58

Record: 0-3

NO.	Name		Min	FG	3P	FT	Rebounds	Fouls	PF	TP	AS	TO	ST	Blocks	B/A			
				M	A	M	OR	DR	FF						±			
1	Jacob Hogarth	F	08:18	0-1	0-1	0-0	1	0	1	0	0	0	1	0	0	-5		
4	Clarence Rupert	F	29:09	0-7	0-1	1-2	5	5	10	1	1	1	2	1	1	3		
2	Adam Nije Jr.	G	30:17	3-14	0-3	0-1	2	4	6	2	2	6	3	4	2	2		
3	DeJourn Reeves	G	38:27	6-17	2-6	2-2	1	3	4	2	2	16	3	0	2	2		
25	Kerman Bundy	G	26:12	2-7	0-2	1-1	5	2	7	4	2	5	0	1	0	5		
0	James Patterson		13:01	1-7	1-4	2-4	2	3	5	3	3	5	0	1	0	-8		
10	Comeh Emuobor		09:30	0-1	0-1	0-0	0	0	0	0	0	0	2	0	0	-12		
32	Yaphet Moundi		25:31	6-8	0-0	4-12	9	9	18	3	6	16	1	3	3	0	4	
7	Luke Jungers		13:41	2-6	1-4	0-0	0	1	1	0	5	1	2	1	0	0	-6	
23	JoJo Wallace		06:30	2-3	0-0	0-0	0	0	0	1	4	0	0	0	0	1	-7	
24	Justin Menard		01:24	0-2	0-0	0-0	0	0	0	2	1	0	0	1	0	0	-2	
Team							6			6	0	0	0	0	0			
Totals				22:23	4-22	10-22	31	27	58	18	18	58	9	17	10	5	6	-6

## GAME 5 - VERMONT 75, DELAWARE 71

## GAME 6 - DELAWARE 100, YALE 94



Official Basketball Box Score - Final  
Delaware at Vermont  
11/23/24 Morgan State Arena, Uncasville  
2024-25 Men's Basketball

Game Time: 12:00 PM  
Game Duration: 2:01

Officials: Isaac Barnett, John Cahill, Jr., Josue Nieves

Delaware - 71

Record: 2-3

NO. Name	Min	FG M-A	3P M-A	FT M-A	Rebounds OR DR TOT	Fouls PF FD	TP	AS	TO	ST	Blocks BS BA	+/-
2 John Camden	F 32:21	4-10	2-6	9-9	0 1 1	1 4	19	3	0	1	0 1	-6
3 Cavan Reilly	G 32:32	6-9	2-5	4-6	0 4 4	1 5	16	1	2	0	0 0	-3
4 Niels Lane	G 31:23	3-10	1-3	0-0	0 1 1	2 0	7	1	4	1	0 0	-13
7 Tahron Allen	G 10:28	0-2	0-1	0-0	0 2 2	1 0	0	0	0	0	0 0	-10
20 Erik Timko	G 31:03	2-5	1-2	0-0	0 6 6	2 1	5	0	2	0	0 0	-6
1 Izaiah Pasha	29:47	7-9	2-2	4-4	0 2 2	4 3	20	3	6	0	1 0	7
5 Macon Emory	15:59	0-1	0-1	0-0	0 5 5	4 0	0	0	0	0	0 0	0
15 Houston Emory	07:39	1-1	0-0	0-0	0 1 1	1 0	2	0	1	0	0 0	2
13 Trent Middleton Jr.	08:49	0-1	0-1	0-0	0 1 1	1 0	0	1	0	1	0 0	3
Team					2 1 3	0	0	1				
Totals		23-48	8-21	17-19	2 24 26	17 13	71	9	16	3	2 1	-4

Technical Fouls:NONE

Vermont - 75

Record: 3-3

NO. Name	Min	FG M-A	3P M-A	FT M-A	Rebounds OR DR TOT	Fouls PF FD	TP	AS	TO	ST	Blocks BS BA	+/-
0 Ileri Ayo-Faleye	F 27:28	3-5	2-3	0-0	1 4 5	5 0	8	1	2	0	1 0	12
32 Nick Fiorillo	F 33:29	5-9	4-6	6-6	3 5 8	1 4	20	3	1	1	0 0	14
3 TJ Hurley	G 34:59	4-12	1-7	5-6	0 2 2	2 5	14	4	0	1	0 1	11
12 Shamir Bogues	G 33:08	8-11	1-2	1-2	1 5 6	2 3	16	3	3	0	0 0	12
20 TJ Long	G 31:07	2-8	1-4	2-4	0 1 1	2 2	7	1	3	1	0 1	0
5 Sean Blake	06:23	2-2	0-0	0-0	0 1 1	0 0	4	0	1	0	0 0	-8
2 Sam Alamutu	15:13	1-5	0-2	0-1	3 3 6	0 2	2	1	0	0	0 0	-15
21 Seth Joba	02:31	0-3	0-2	0-0	0 0 0	1 0	0	0	0	0	0 0	-8
13 Jace Roquemore	07:21	0-1	0-1	0-0	0 0 0	0 0	0	0	0	0	0 0	0
34 Noah Barnett	08:21	0-0	0-0	2-2	0 0 0	0 1	2	0	0	0	0 0	2
Team					1 2 3	0	0	0				
Totals		25-56	9-27	16-21	9 23 32	13 17	75	13	10	6	1 2	4

Technical Fouls:NONE

	DEL	VER					
Biggest lead	4 (1 <sup>st</sup> 11:21)	12 (2 <sup>nd</sup> 7:36)	Points from Turnovers	DEL	VER	Period by Period Scoring	
Best Scoring Run	11 (1 <sup>st</sup> 11:21)	10 (1 <sup>st</sup> 1:18)	Paint	30	28		
Lead Changes			Second Chance	0	6	DEL	
Times Tied	6		Fast Breaks	11	17		
Time with Lead	04:30	31:24	Bench	22	8	VER	
						37	
						38	
						75	

Shooting By Period	
1 <sup>st</sup> FG%	14-31 45.2%
3PT%	4-15 26.7%
FT%	5-8 62.5%
2 <sup>nd</sup> FG%	11-25 44.0%
3PT%	5-12 41.7%
FT%	11-13 84.6%
GM FG%	25-56 44.6%
3PT%	9-27 33.3%
FT%	16-21 76.2%
Dead Ball Rebounds:	3, 0



Official Basketball Box Score - Final  
Yale at Delaware  
11/24/24 Morgan State Arena, Uncasville  
2024-25 Men's Basketball

Game Time: 6:00 PM  
Game Duration: 2:08  
Attendance: 3,124

Officials: Ryan Holmes, Anthony Burris, Ryan Corbett

Yale - 94

Record: 4-4

NO. Name	Min	FG M-A	3P M-A	FT M-A	Rebounds OR DR TOT	Fouls PF FD	TP	AS	TO	ST	Blocks BS BA	+/-
42 Nick Townsend	F 33:07	7-12	0-0	6-8	2 8 10	2 6	20	4	1	0	0 0	-2
10 Samson Aletian	G 20:29	4-8	0-0	6-7	3 1 4	0 6	14	0	0	0	0 0	-6
2 Bez Mbeng	G 37:20	7-14	3-5	3-5	0 1 1	3 3	20	5	2	1	1 1	-5
4 John Poulakidas	G 27:13	5-15	1-7	8-8	0 2 2	5 4	19	1	0	1	0 0	3
24 Yassine Gharram	G 22:01	2-4	1-2	0-0	1 5 6	1 0	5	2	3	0	0 1	-23
8 Isaac Celisicar	25:06	2-3	0-0	1-1	0 3 3	4 1	5	3	0	0	0 0	2
15 Charles Simmons	26:50	5-7	0-1	1-1	0 2 2	4 3	11	0	0	0	0 0	15
11 Trevor Mullin	03:52	0-2	0-1	0-0	0 0 0	0 0	0	0	1	0	0 0	-3
33 Jack Molloy	01:18	0-1	0-1	0-0	0 0 0	2 1	0	0	0	0	0 0	-6
3 Jordan Brathwaite	02:44	0-1	0-1	0-0	0 0 0	0 0	0	0	0	0	0 0	-5
Team					3 0 3	0	0	0				
Totals		32-67	5-18	25-30	9 22 31	21 24	94	16	6	3	1 3	-6

Technical Fouls:NONE

Delaware - 100

Record: 3-3

NO. Name	Min	FG M-A	3P M-A	FT M-A	Rebounds OR DR TOT	Fouls PF FD	TP	AS	TO	ST	Blocks BS BA	+/-
2 John Camden	F 37:30	9-15	7-11	5-5	1 7 8	2 3	30	2	1	0	0 0	4
1 Izaiah Pasha	G 37:00	6-12	0-3	5-7	2 7 9	2 6	17	3	3	0	1 1	4
3 Cavan Reilly	G 34:45	5-10	5-10	8-8	0 1 1	4 5	23	3	1	0	0 0	6
7 Tahron Allen	G 24:24	4-7	1-2	2-3	0 1 1	4 3	11	2	1	3	1 0	7
20 Erik Timko	G 38:38	3-7	2-6	5-5	2 3 5	4 2	13	4	1	0	1 0	10
15 Houston Emory	08:29	1-2	0-0	1-2	1 2 3	5 4	3	0	1	0	0 0	-4
8 Kevin Kogbara	09:37	0-0	0-0	0-0	0 4 4	0 0	0	2	2	0	0 0	4
11 Kobe Jerome	09:37	1-2	1-2	0-0	0 0 0	0 0	3	1	1	0	0 0	-1
Team					2 1 3	0	0	0				
Totals		29-55	16-34	26-30	8 26 34	24 21	100	17	11	3	3 1	8

Technical Fouls:NONE

	Yale	Dela							
Biggest lead	4 (1 <sup>st</sup> 17:03)	18 (2 <sup>nd</sup> 15:25)	Points from Turnovers	Yale	Dela	Period by Period Scoring			
Best Scoring Run	10 (1 <sup>st</sup> 0:15)	11 (2 <sup>nd</sup> 16:48)	Paint	48	24		1st	2nd	TOT
Lead Changes	5		Second Chance	17	5	Yale	42	52	94
Times Tied	3		Fast Breaks	7	21				
Time with Lead	02:55	34:18	Bench	16	6	Dela	47	53	100

## GAME 7 - DELAWARE 72, RIDER 66

## GAME 8 - DELAWARE 93, DELAWARE STATE 80



Official Basketball Box Score - Final  
Delaware at Rider  
11/30/24 Alumni Gymnasium, Lawrence Township  
2024-25 Men's Basketball

Game Time: 2:00 PM  
Game Duration: 1:46  
Attendance: 1,328

Officials: Lamar Simpson, Brian Zivik, John Cahill, Jr.

Delaware - 72

Record: 4-3

NO. Name	Min	FG M-A	3P M-A	FT M-A	Rebounds OR DR TOT	Fouls PF FD	TP	AS	TO	ST	Blocks BS BA	+/-
2 John Camden	F 34:42	5-12	1-4	1-3	1 6 7	0 2	12	0	0	0	0 1	8
1 Izaiah Pasha	G 37:14	7-10	0-0	1-2	1 5 6	1 4	15	3	1	1	0 2	6
3 Cavan Reilly	G 37:14	6-12	4-10	2-2	0 3 3	0 2	18	4	1	0	0 0	6
7 Tahron Allen	G 20:15	2-6	0-1	1-2	0 1 1	1 1	5	2	0	0	0 0	6
20 Erik Timko	G 30:35	5-9	3-7	2-2	2 4 6	1 1	15	2	0	0	0 0	0
4 Niels Lane	19:33	1-5	1-2	2-2	1 4 5	3 2	5	1	2	1	1 0	2
15 Houston Emory	08:28	0-1	0-0	0-0	0 1 1	1 0	0	0	1	0	3 0	6
8 Kevin Kogbara	02:46	1-2	0-0	0-0	1 0 1	0 0	2	0	0	0	0 0	0
11 Kobe Jerome	02:46	0-0	0-0	0-0	0 0 0	0 0	0	0	0	1	0 0	0
5 Macon Emory	06:27	0-1	0-1	0-0	0 0 0	0 0	0	0	0	0	0 0	-4
Team					1 2 3	0	0	1				
Totals		27-58	9-25	9-13	7 26 33	7 12	72	12	6	3	4 3	6

Technical Fouls:NONE

Rider - 66

Record: 4-4

NO. Name	Min	FG M-A	3P M-A	FT M-A	Rebounds OR DR TOT	Fouls PF FD	TP	AS	TO	ST	Blocks BS BA	+/-
7 Ite West-Ingram	F 13:56	0-2	0-0	0-0	0 2 2	1 0	0	1	0	0	0 0	-6
33 Tariq Ingraham	F 24:46	6-9	0-0	0-0	6 5 11	2 1	12	0	0	0	0 0	-15
2 Ruben Rodriguez	G 21:51	0-3	0-0	0-0	0 1 1	1 0	0	5	0	0	0 0	-5
5 Jay Alvarez	G 31:57	7-18	2-7	1-2	1 5 6	1 2	17	1	1	0	0 2	-6
35 T.J. Weeks Jr.	G 35:08	6-16	2-9	1-1	1 7 8	3 3	15	3	1	2	0 0	-8
0 Zion Cruz	23:34	5-12	0-3	0-0	1 4 5	0 1	10	0	1	0	2 1	-1
11 Flash Burton	10:20	2-3	0-1	0-0	0 0 0	0 0	4	0	1	0	0 0	1
21 Cole McCabe	14:05	0-1	0-0	0-0	2 2 4	0 0	0	2	0	0	0 1	6
31 Tyriek Weeks	09:00	1-2	1-1	0-0	2 2 0	0 3	0	1	0	1	0 0	5
12 Andre Young	15:23	2-3	1-2	0-0	0 0 0	4 0	5	0	1	0	0 0	-1
Team					2 1 3	0	0	1				
Totals		29-69	6-23	2-3	15 27 42	12 7	66	12	7	2	3 4	-6

Technical Fouls:NONE

	DEL	RID	Points from		DEL	RID	Period by Period Scoring			
Biggest lead	11 (2 <sup>nd</sup> 4:00)	6 (1 <sup>st</sup> 15:36)	Turnovers	10	5		1st	2nd	TOT	
Best Scoring Run	10 (1 <sup>st</sup> 12:35)	5 (1 <sup>st</sup> 15:36)	Paint	34	32	DEL	38	34	72	
Lead Changes	6	1	Second Chance	11	13		RID	34	32	66
Times Tied	1		Fast Breaks	14	2					
Time with Lead	34:01	05:31	Bench	7	22					

Shooting By Period	
1 <sup>st</sup> FG%	16-30 53.3%
3PT%	5-10 50.0%
FT%	1-2 50%
2 <sup>nd</sup> FG%	11-28 39.3%
3PT%	4-15 26.7%
FT%	8-11 72.7%
GM FG%	27-58 46.6%
3PT%	9-25 36.0%
FT%	9-13 69.2%
Dead Ball Rebounds:	1, 0

Shooting By Period	
1 <sup>st</sup> FG%	15-30 50.0%
3PT%	3-8 37.5%
FT%	1-2 50%
2 <sup>nd</sup> FG%	14-39 35.9%
3PT%	3-15 20.0%
FT%	1-1 100%
GM FG%	29-69 42.0%
3PT%	6-23 26.1%
FT%	2-3 66.7%
Dead Ball Rebounds:	0, 0



Official Basketball Box Score - Final  
Delaware St. at Delaware  
12/30/24 Bob Carpenter Center, Newark  
2024-25 Men's Basketball

Game Time: 6:30 PM  
Game Duration: 1:55  
Attendance: 2,084

Officials: Raley Rutecki, Michael Luckie, Jack Loughran

Delaware St. - 80

Record: 3-6

NO. Name	Min	FG M/A	3P M/A	FT M/A	OR Reb	DR Tot	PFs Fouls	TP	AS	TO	ST	Blocks BS/Bk	+/-			
1 Alston Andrews	F 18:48	1-4	0-0	2-2	3	4	7	4	2	4	1	2	1	0	-12	
25 Munser Newton	A 27:07	0-0	0-0	0-0	0	0	0	0	0	0	0	0	0	0	-12	
0 Robert Smith	G 28:04	8-17	3-6	3-5	2	2	2	0	3	22	0	4	1	0	3	-9
3 Martez Robinson	G 26:41	6-14	1-2	6-8	0	3	3	3	15	0	0	0	1	0	1	-12
11 Kaseem Watson	G 32:13	3-9	0-2	0-0	0	7	7	2	2	6	1	3	2	0	0	-7
2 Corey Perkins	22:01	2-6	0-1	4-5	0	2	4	3	8	0	0	2	0	0	0	-4
24 Raymond Somerville	20:30	2-5	0-0	0-0	1	2	4	2	0	4	0	1	1	1	0	2
10 Darius Summers	13:38	1-2	0-0	0-0	0	0	0	0	0	0	0	0	0	0	0	-4
12 Dean Shepherd	12:00	0-2	0-0	2-2	0	1	1	2	4	1	1	0	1	0	0	3
25 Ponance James	09:06	2-2	1-1	2-2	0	0	0	1	7	3	0	0	0	0	0	5
13 Kareem Watson	05:03	0-1	0-0	0-0	0	0	1	1	0	0	0	0	0	0	0	-9
Team					3	0	3			0	0					



## GAME 9 - DUQUESNE 80, DELAWARE 66



Official Basketball Box Score - Final  
Delaware at Duquesne  
12/06/24 UPMC Cooper Fieldhouse, Pittsburgh, Pa.  
2024-25 Men's Basketball

Game Time: 6:00 PM  
Game Duration: 2:09  
Attendance: 2,033

Officials: Tony Crisp, Tim Kelly, Clare Aubry

Delaware - 66

Record: 5-4

NO.	Name	Min	FG M-A	3P M-A	FT M-A	Rebounds OR DR TOT	Fouls PF FD	TP	AS	TO	ST	Blocks BS BA	+-
2	John Camden	F 33:20	2-10	0-6	5-6	1 4 5	3 7 9	3	2	2	0	0	-7
1	Izaiah Pasha	G 32:17	4-12	0-0	2-4	2 2 4	1 4 10	4	2	0	1	1	-15
3	Cavan Reilly	G 30:57	3-6	2-5	0-0	2 1 3	4 0 8	1	2	0	0	0	-5
7	Tahron Allen	G 13:13	1-5	1-3	2-2	0 0 0	2 1 5	1	0	0	0	0	1
20	Erik Timko	G 35:22	3-8	2-4	0-0	2 5 7	3 0 8	1	1	1	0	0	-12
4	Niels Lane	25:04	8-10	2-3	0-0	4 4 3	3 20	1	2	0	1	1	-9
5	Macon Emory	08:39	0-2	0-1	0-0	1 1 2	3 0 0	0	0	0	0	0	-11
13	Trent Middleton Jr.	13:37	1-3	0-0	2-3	1 2 3	4 3 4	0	0	0	2	0	-8
15	Houston Emory	04:39	1-2	0-0	0-0	2 2 1	1 0 2	0	2	0	0	0	0
8	Kevin Kogbara	02:52	0-0	0-0	0-0	0 0 0	1 0 0	0	0	0	0	0	-4
Team						1 3 4		0	1				
Totals			23-58	7-22	13-18	12 22 34	25 18 66	11	12	2	5	2	-14

Technical Fouls: NONE

Duquesne - 80

Record: 2-7

NO.	Name	Min	FG M-A	3P M-A	FT M-A	Rebounds OR DR TOT	Fouls PF FD	TP	AS	TO	ST	Blocks BS BA	+-
5	Hail Barre	F 14:00	4-4	0-0	2-3	2 3 5	0 3 10	0	0	0	1	0	1
0	Tre Dirkins	G 28:01	5-12	4-9	4-4	1 4 5	3 5 18	3	0	1	0	0	11
3	Kareem Rozier	G 34:26	3-11	1-5	7-9	0 2 2	3 5 14	5	0	1	0	2	8
4	Jaheean Corbett	G 26:46	4-9	0-1	0-1	0 3 3	6 3 4	8	1	2	2	0	9
8	Maximus Edwards	G 25:34	3-8	1-4	3-3	1 5 6	1 2 10	0	2	0	0	0	4
1	Cameron Crawford	23:48	3-9	1-5	3-4	2 6 2	3 10	1	2	1	0	1	11
2	David Dixon	05:39	0-0	0-0	2-2	1 1 2	1 1 2	1	1	1	0	0	-3
7	Jakub Necas	25:48	3-6	1-2	1-2	5 2 7	4 2 8	0	2	0	1	1	16
14	Matus Hronsky	17:58	0-3	0-1	0-0	0 3 3	1 0 0	0	0	0	0	1	13
Team						3 1 4		0	0				
Totals			25-62	8-27	22-28	20 26 46	18 25 80	11	9	6	2	5	14

Technical Fouls: NONE

	DEL	DUQ
Biggest lead	7 (1 <sup>st</sup> 13:26)	14 (2 <sup>nd</sup> 0:34)
Best Scoring Run	6 (1 <sup>st</sup> 13:26)	7 (2 <sup>nd</sup> 14:45)
Lead Changes	7	
Times Tied	4	
Time with Lead	18:42	18:11

Points from Turnovers	DEL	DUQ
Paint	28	32
Second Chance	14	23
Fast Breaks	6	6
Bench	26	20

Period by Period Scoring	1st	2nd	TOT
DEL	37	29	66
DUQ	36	44	80

Shooting By Period				
1 <sup>st</sup>	FG%	11-29	37.9%	
	3PT%	2-13	15.4%	
	FT%	12-16	75%	
2 <sup>nd</sup>	FG%	14-33	42.4%	
	3PT%	6-14	42.9%	
	FT%	10-12	83.3%	
GM	FG%	25-62	40.3%	
	3PT%	8-27	29.6%	
	FT%	22-28	78.6%	

Dead Ball Rebounds: 1, 1

## GAME 13 - ST. JOHN'S 97, DELAWARE 76



Official Basketball Box Score - Final  
Delaware at St. John's (NY)  
12/28/24 Carver Arena, Governors  
2024-25 Men's Basketball

Game Time: 6:00 PM  
Game Duration: 2:10  
Attendance: 5,602

Officials: Lamar Simpson, Tony Chiazza, Tim Clougherty

Delaware - 76

Record: 7-6

NO. Name	Min	FG M-A	3P M-A	FT M-A	Rebounds OR DR TOT	Fouls PF	TP	AS	TO	ST	Blocks BS BA	+/-
2 John Camden	40:00	13-18	9-11	0-0	0 4 4	1 4	35	4	2	3	0 1	-21
1 Izaiah Pasha	24:14	5-12	0-2	0-0	0 0 0	4 0	10	5	4	0 0	4 -4	
3 Cavan Reilly	33:41	1-8	0-5	0-1	1 5 6	1 1	2	0	2	0 1	-14	
4 Niels Lane	24:54	6-11	0-2	2-2	1 1 2	2 2	14	1	3	0 0	1 -14	
20 Erik Timko	29:31	3-7	1-4	2-4	0 3 3	2 3	9	3	0	1 1	-8	
15 Houston Emory	03:21	0-0	0-0	0-0	0 0 0	0 0	0	0	0	0 0	-5	
13 Trent Middleton Jr.	13:53	1-3	0-0	0-0	0 0 0	3 1	2	3	1	1 0	0 -18	
00 Gabe Moss	14:56	2-3	0-0	0-0	0 0 0	4 0	4	0	0	0 0	-11	
5 Macon Emory	11:18	0-1	0-0	0-0	0 1 1	0 0	1	0	0	0 0	-8	
8 Kevin Kogbara	02:24	0-0	0-0	0-0	1 0 1	0 0	0	0	0	0 0	-4	
11 Kobe Jerome	01:48	0-0	0-0	0-0	0 1 1	0 0	0	1	0	0 0	2	
Team					4 3 7	0	0	2				
Totals		31-63	10-24	4-6	7 18 25	17 12	76	17	15	7	1 8	-21

Technical Fouls: NONE

St. John's (NY) - 97

Record: 11-2

NO. Name	Min	FG M-A	3P M-A	FT M-A	Rebounds OR DR TOT	Fouls PF	TP	AS	TO	ST	Blocks BS BA	+/-
17 Rubén Prey	11:16	1-1	0-0	0-0	0 1 1	2 0	2	1	0	0	1 0	10
24 Zubý Ejdlor	25:11	5-8	0-0	6-7	3 4 7	2 6	16	3	1	0	2 1	16
1 Kadary Richmond	27:31	5-8	0-1	0-3	0 3 3	1 3	10	7	1	1	1 0	10
5 Delvon Smith	33:04	8-14	4-5	0-0	2 11 13	3 2	20	8	2	3	1 0	18
7 Simeon Wilcher	27:12	4-9	2-3	2-2	0 1 1	3 1	12	0	3	2	0 0	15
0 Aaron Scott	16:25	1-4	1-2	0-0	0 0 0	0 1	3	1	1	1 0	0 23	
12 RJ Luis Jr.	25:49	7-9	0-0	2-3	0 2 2	1 2	16	3	2	3	0 0	10
8 Vincent Iwuchukwu	10:45	5-6	0-0	1-2	1 1 2	0 1	11	0	2	0 1	0 5	
2 Sadiku Ibne Ayo	05:13	0-1	0-0	0-0	0 0 0	0 0	0	0	0	0 1	0 0	
31 Letteris Liotopoulos	06:30	1-1	0-0	0-0	0 0 0	0 0	2	0	0	0 0	-3	
11 Jaiden Glover	11:04	2-3	1-1	0-0	0 0 0	1 0	5	0	0	0 1	0 3	
Team					4 3 7	0	0	0				
Totals		39-64	8-12	11-17	10 26 36	12 17	97	23	12	10	8 1	21

Technical Fouls: NONE

	DEL	SJU
Biggest lead	2 (1 <sup>st</sup> 19:31)	23 (1 <sup>st</sup> 3:02)
Best Scoring Run	5 (2 <sup>nd</sup> 14:56)	11 (1 <sup>st</sup> 11:08)
Lead Changes	5	
Times Tied	1	
Time with Lead	02:16	37:12

Points from	DEL	SJU
Turnovers	18	16
Paint	40	56
Second Chance	8	13
Fast Breaks	16	15
Bench	6	37

Period by Period Scoring	1st	2nd	TOT
DEL	29	47	76
SJU	48	49	97

Shooting By Period	1 <sup>st</sup>	2 <sup>nd</sup>	3 <sup>rd</sup>	4 <sup>th</sup>	OT
1 <sup>st</sup> FG%	18-33	54.5%			
3PT%	5-8	62.5%			
FT%	7-12	58.3%			
2 <sup>nd</sup> FG%	21-31	67.7%			
3PT%	3-4	75.0%			
FT%	4-5	80%			
GM FG%	39-64	60.9%			
3PT%	8-12	66.7%			
FT%	11-17	64.7%			

Dead Ball Rebounds: 3, 0

## GAME 14 - NORTHEASTERN 80, DELAWARE 77



Official Basketball Box Score - Final  
Delaware at Northeastern  
01/02/25 Matthews Arena, Boston  
2024-25 Northeastern Basketball

Game Time: 7:00 PM  
Game Duration: 2:56  
Attendance: 602

Officials: John Galpait, Pat Driscoll, Tommy Morrissey

Delaware - 77

Record: 7-7 (0-1)

NO. Name	Min	FG M-A	3P M-A	FT M-A	Rebounds OR DR TOT	Fouls PF	TP	AS	TO	ST	Blocks BS BA	+/-
2 John Camden	38:37	6-10	4-7	5-6	1 7 8	1 4	21	3	1	0	0 1	1
15 Houston Emory	02:48	0-0	0-0	0-0	1 0 1	0 0	0	0	0	0 0	0 -6	
1 Izaiah Pasha	04:36	4-8	1-2	5-6	1 1 2	4 3	14	0	5	2	1 0	1
4 Niels Lane	36:20	7-15	0-2	0-1	1 3 4	4 2	14	0	0	3	0 2	-2
20 Erik Timko	36:34	1-9	1-4	7-8	1 4 5	0 6	10	1	0	0 0	3 -4	
00 Gabe Moss	05:01	1-2	0-0	0-2	0 0 0	0 0	1	2	0	0 0	0 -5	
13 Trent Middleton Jr.	34:23	5-10	0-1	2-2	0 2 2	5 2	12	5	1	1 0	2 10	
5 Macon Emory	06:52	0-0	0-0	0-0	0 3 3	2 0	0	0	0	0 0	0 -6	
8 Kevin Kogbara	04:49	2-2	0-0	0-0	0 0 0	0 0	4	0	2	0 0	0 -4	
Team					1 2 3	0	0					
Totals		26-56	6-16	19-25	6 22 28	16 18	77	9	9	6	1 8	-3

Technical Fouls: NONE

Northeastern - 80

Record: 9-5 (1-0)

NO. Name	Min	FG M-A	3P M-A	FT M-A	Rebounds OR DR TOT	Fouls PF	TP	AS	TO	ST	Blocks BS BA	+/-
45 Collin Metcalf	21:22	4-6	0-0	1-3	4 2 6	4 3	9	0	1	2	4 0	0
1 Masai Troutman	34:56	7-16	2-6	3-4	1 1 2	2 3	19	0	2	1 0	0 1	
3 LA Pratt	19:20	1-4	0-1	0-0	0 2 2	0 0	2	3	2	1 0	0 9	
4 Rashad King	38:26	8-20	0-2	11-12	3 5 8	2 7	27	0	3	3 1	1 2	
10 Harold Woods	32:41	0-7	0-1	0-0	4 11 15	3 0	0	5	2	0 0	0 3	
2 Alexander Nwagha	12:40	3-5	0-0	0-0	4 2 6	0 0	6	1	0	0 0	0 -1	
11 JB Frankel	26:22	4-7	3-6	2-2	0 1 1	4 1	13	2	1	0 0	0 -5	
7 Youri Fritz	10:47	2-3	0-0	0-2	3 1 4	3 2	4	0	0	1 1	0 7	
20 Ryan Williams	03:26	0-1	0-0	0-0	0 0 0	0 0	0	0	0	0 0	0 -1	
Team					3 2 5	0	0					
Totals		29-69	5-16	17-23	22 27 49	18 16	80	11	11	8	1 3	

Technical Fouls: NONE

	DEL	NOR
Biggest lead	2 (1 <sup>st</sup> 19:27)	16 (1 <sup>st</sup> 4:39)
Best Scoring Run	10 (2 <sup>nd</sup> 13:21)	7 (1 <sup>st</sup> 14:25)
Lead Changes	3	
Times Tied	3	
Time with Lead	00:26	38:26

Points from	DEL	NOR
Turnovers	13	9
Paint	38	42
Second Chance	10	13
Fast Breaks	0	8
Bench	18	23

Period by Period Scoring	1st	2nd	TOT
DEL	34	43	77
NOR	44	36	80

## GAME 15 - DELAWARE 84, MONMOUTH 64



Official Basketball Box Score - Final  
Monmouth at Delaware  
01/04/25 Bob Carpenter Center, Newark  
2024-25 Men's Basketball

Game Time: 4:00 PM  
Game Duration: 1:58  
Attendance: 1,981

Officials: Wally Rutecki, Sean Campbell, Chris Stattery

Monmouth - 64

Record: 3-12 (1-1)

NO. Name	Min	FG M-A	3P M-A	FT M-A	Rebounds OR DR TOT	Fouls PF	TP	AS	TO	ST	Blocks BS BA	+/-
0 Dok Muordar	16:19	0-1	0-0	2-2	0 3 3	1 1	2	0	1	0	0 0	-16
2 Jaret Valencia	27:55	0-4	0-2	1-2	1 2 3	2 1	1	2	2	0 1	-25	
1 Abdi Bashir Jr.	28:38	6-14	2-7	6-6	0 2 2	0 3	20	0	4	0 0	1 -16	
3 Madison Durr	25:03	0-4	0-0	9-10	2 2 4	2 6	9	1	3	1 0	-21	
13 Jack Collins	26:12	3-8	2-5	1-2	1 1 2	2 9	1	0	2	0 0	-9	
23 Cornelius Robinson Jr.	18:07	4-7	0-0	2-3	1 4 5	3 3	10	0	0	0 0	0 0	
4 Andrew Ball	15:57	0-3	0-1	2-2	0 4 4	3 1	2	1	1	0 0	-3	
11 Aric Demings	12:55	0-3	0-2	0-0	2 2 3	0 0	0	1	1	0 0	-2	
21 Chris Morgan	05:19	0-1	0-0	0-0	0 1 1	2 1	0	0	0	0 0	0 0	
7 Justin Ray	09:20	1-3	1-2	1-2	0 0 0	1 1	4	0	0	0 0	-3	
9 Lucas Orchard	06:07	1-2	0-1	0-0	0 0 0	0 0	2	0	0	0 0	-5	
5 Corey Miller	02:02	2-2	1-1	0-0	0 0 0	0 0	5	0	0	0 0	-1	
10 Jack Leahy	02:02	0-0	0-0	0-0	0 0 0	0 0	0	0	0	0 0	-1	
30 Sam Fagan	02:02	0-0	0-0	0-0	0 0 0	0 0	0	0	0	0 0	-1	
42 Quinn Peters	02:02	0-0	0-0	0-0	0 1 1	0 0	0	0	0	0 0	-1	
Team					4 1 5	0	0					
Totals		17-52	6-21	24-29	9 23 32	19 19	64	6	11	3	2 3	-20

Technical Fouls: NONE

Delaware - 84

Record: 8-7 (1-1)

NO. Name	Min	FG M-A	3P M-A	FT M-A	Rebounds OR DR TOT	Fouls PF	TP	AS	TO	ST	Blocks BS BA	+/-
2 John Camden	33:21	5-8	2-5	3-5	1 7 8	2 4	15	7	2	1	0 0	22
5 Macon Emory	28:24	4-9	3-6	0-0	4 4 8	3 0	11	0	1	1 2	0 8	
1 Izaiah Pasha	11:59	1-2	0-0	5-8	0 1 1	3 5	7	1	2	0 0	0 4	
4 Niels Lane	23:54	7-14	1-2	2-2	0 2 2	4 5	17	2	3	1 0	2 20	
20 Erik Timko	33:26	6-11	5-8	0-0	0 4 4	1 2	17	4	1	3 1	0 0	
13 Trent Middleton Jr.	33:08	1-6	1-1	0-0	1 5 6	2 2	3	3	0	1 0	0 21	
00 Gabe Moss	12:10	2-3	0-0	2-3	1 0 1	2 1	6	0	1	1 0	0 1	
8 Kevin Kogbara	11:04	4-4	0-0	0-0	1 5 6	2 0	8	1	0	0 0	0 11	
10 Brandon Balfone	01:17	0-0	0-0	0-0	0 0 0	0 0	0	0	0	0 0	-3	
12 Alex McFadden	01:17	0-1	0-1	0-0	0 0 0	0 0	0	0	0	0 0	-3	
Team					1 3 4	0	0					
Totals		30-58	12-23	18-23	9 31 40	19 19	84	18	10	8	3 2	20

Technical Fouls: NONE

	MON	DEL
Biggest lead	0 (1 <sup>st</sup> 20:00)	26 (1 <sup>st</sup> 1:51)
Best Scoring Run	8 (2 <sup>nd</sup> 16:52)	11 (1 <sup>st</sup> 4:25)
Lead Changes	0	
Times Tied	0	
Time with Lead	00:00	39:21

Points from	MON	DEL
Turnovers	5	20
Paint	16	32
Second Chance	9	11
Fast Breaks	2	12
Bench	23	17

Period by Period Scoring	1st	2nd	TOT
MON	27	37	64
DEL	51	33	84

Shooting By Period	1 <sup>st</sup>	2 <sup>nd</sup>	3 <sup>rd</sup>	4 <sup>th</sup>	OT
1 <sup>st</sup> FG%	20-30	66.7%			
3PT%	8-10	80.0%			

## GAME 17 - HAMPTON 83, DELAWARE 77



Official Basketball Box Score - Final  
**Delaware at Hampton**  
01/11/25 Convocation Center, Hampton  
2024-25 Men's Basketball

Game Time: 2:00 PM  
Game Duration: 1:57  
Attendance: 527

Officials: Keith Fogleman, Scott Bennett, Matt Oltos

Delaware - 77

Record: 9-8 (2-2)

NO.	Name	Min	FG	3P	FT	Rebounds	Fouls	TP	AS	TO	ST	Blocks	BS	BA	+/-
			M-A	M-A	M-A	OR DR TOT	PF FO								
2	John Camden	F 34:53	7-14	3-7	3-5	0 2 2	2 4	20	5	1	2	0	1	5	
1	Izaiah Pasha	G 29:29	4-8	0-0	3-3	1 0 1	3 2	11	2	1	0	0	0	6	
3	Cavan Reilly	G 38:47	8-11	2-4	0-0	1 2 3	3 2	18	3	1	0	1	0	-2	
4	Niels Lane	G 36:12	5-10	0-2	0-1	1 4 5	3 4	10	4	2	1	1	0	-3	
20	Erik Timko	G 32:33	5-9	1-3	0-1	0 4 4	2 2	11	5	0	2	1	0	0	
5	Macon Emory	10:36	1-4	0-2	1-1	1 3 4	4 2	3	0	1	0	0	0	-10	
12	Trent Middleton Jr.	12:28	1-3	0-0	0-0	1 1 1	0 1	2	2	0	3	0	0	-16	
00	Gabe Moss	05:02	1-2	0-0	0-0	0 0 0	1 0	2	0	0	0	0	1	-10	
Team						0 1 1		0	0						
Totals			32-61	6-18	7-11	4 17 21	18 17	77	21	6	8	3	2	-6	

Technical Fouls: NONE

Hampton - 83

Record: 9-8 (2-3)

NO.	Name	Min	FG	3P	FT	Rebounds	Fouls	TP	AS	TO	ST	Blocks	BS	BA	+/-
			M-A	M-A	M-A	OR DR TOT	PF FO								
10	Richard Goods	F 17:12	1-1	0-0	3-6	3 3 6	0 4	5	0	0	1	0	0	0	
25	Xzavier Long	F 27:46	2-5	0-2	3-4	1 4 5	4 3	7	3	2	1	2	0	2	
0	George Beale Jr.	G 31:28	8-14	2-4	0-0	1 3 4	2 0	18	2	1	0	0	0	5	
12	Tyler Rice	G 23:10	3-6	2-4	2-2	1 1 2	2 1	10	1	2	0	0	0	0	
13	Daniel Johnson	G 23:29	2-7	0-1	0-0	1 1 2	3 0	4	0	2	0	0	0	-1	
2	Trevor Smith	19:26	5-10	2-5	4-4	0 1 1	1 3	16	1	2	0	0	1	4	
3	Kyrese Mullen	23:12	5-12	0-1	4-8	5 10 15	3 5	14	2	0	0	0	0	2	9
31	Wayne Bristol, Jr.	30:10	3-5	1-2	2-2	2 5 7	2 2	9	4	1	1	0	0	5	
23	Daniel Banister	04:09	0-0	0-0	0-0	0 0 0	0 0	0	0	0	0	0	0	6	
Team						2 1 3		0	1						
Totals			29-60	7-19	18-26	16 29 45	17 18	83	13	11	3	2	3	0	

Technical Fouls: NONE

	DEL	HAMP
Biggest lead	3 (1 <sup>st</sup> 16:55)	18 (2 <sup>nd</sup> 12:13)
Best Scoring Run	12 (2 <sup>nd</sup> 9:04)	9 (1 <sup>st</sup> 5:48)
Lead Changes	2	
Times Tied	1	
Time with Lead	01:45	36:13

Shooting By Period		
1 <sup>st</sup> FG%	15-28	53.6%
3PT%	1-6	16.7%
FT%	4-6	66.7%
2 <sup>nd</sup> FG%	17-33	51.5%
3PT%	5-12	41.7%
FT%	3-5	60%
GM FG%	32-61	52.5%
3PT%	6-18	33.3%
FT%	7-11	63.6%

Dead Ball Rebounds: 0, 1

Shooting By Period		
1 <sup>st</sup> FG%	17-31	54.8%
3PT%	5-12	41.7%
FT%	6-7	85.7%
2 <sup>nd</sup> FG%	12-29	41.4%
3PT%	2-7	28.6%
FT%	12-19	63.2%
GM FG%	29-60	48.3%
3PT%	7-19	36.8%
FT%	18-26	69.2%

Dead Ball Rebounds: 5, 0

## GAME 18 - DELAWARE 84, STONY BROOK 74



Official Basketball Box Score - Final  
**Stony Brook at Delaware**  
01/16/25 Bob Carpenter Center, Newark  
2024-25 Men's Basketball

Game Time: 6:30 PM  
Game Duration: 1:47  
Attendance: 1,443

Officials: Lamar Simpson, Tony Chiazza, John Cahill, Jr.

Stony Brook - 74

Record: 4-14 (0-5)

NO.	Name	Min	FG	3P	FT	Rebounds	Fouls	TP	AS	TO	ST	Blocks	BS	BA	+/-
			M-A	M-A	M-A	OR DR TOT	PF FO								
5	Ben Wight	F 25:08	1-2	0-0	1-2	2 1 3	2 2	3	0	1	2	1	0	3	
0	Joe Octave	G 34:50	8-18	1-6	6-7	1 3 4	3 5	23	3	2	0	1	1	-3	
3	CJ Luster	G 29:22	5-7	4-6	6-6	0 3 3	2 3	20	0	1	1	0	1	-7	
13	Colin O'Connor	G 28:47	2-6	0-1	0-1	0 4 4	4 3	4	2	0	1	0	0	-2	
21	Andre Snoddy	G 30:30	3-8	1-2	3-5	0 4 4	2 3	10	0	0	0	2	0	-13	
6	Jared Frey	19:18	3-5	1-2	0-0	0 2 2	1 0	7	1	4	0	0	0	-8	
11	Nick Woodard	18:43	2-4	0-0	0-0	0 5 5	2 0	4	1	2	0	0	0	-1	
33	Leon Nahar	07:34	1-2	1-2	0-0	0 0 0	0 0	3	0	1	0	0	0	-11	
15	Quin Gorman	02:38	0-1	0-1	0-0	1 0 1	0 0	0	1	0	0	0	0	4	
Team						0 1 1		0	0						
Totals			25-53	8-20	16-21	4 23 27	16 16	74	8	11	4	4	2	-10	

Technical Fouls: NONE

Delaware - 84

Record: 10-8 (3-2)

NO.	Name	Min	FG	3P	FT	Rebounds	Fouls	TP	AS	TO	ST	Blocks	BS	BA	+/-
			M-A	M-A	M-A	OR DR TOT	PF FO								
2	John Camden	F 37:15	8-16	1-4	2-2	2 7 9	3 2	19	1	1	1	1	2	9	
1	Izaiah Pasha	G 24:03	4-7	1-2	3-4	1 4 5	2 4	12	1	3	0	0	1	2	
3	Cavan Reilly	G 32:06	1-7	1-6	2-2	0 2 2	4 2	5	1	0	4	0	0	7	
4	Niels Lane	G 38:21	8-16	1-3	3-4	5 4 9	0 4	20	6	1	0	0	0	11	
20	Erik Timko	G 22:55	3-5	1-3	1-1	0 2 2	1 2	8	1	0	2	0	1	1	
5	Macon Emory	23:53	4-6	3-5	0-0	2 6 8	4 0	11	3	2	0	1	0	10	
13	Trent Middleton Jr.	18:42	3-5	0-1	3-4	0 2 2	1 2	9	3	1	2	0	1	9	
8	Kevin Kogbara	02:45	0-0	0-0	0-0	0 1 1	1 0	0	0	0	0	0	0	1	
Team						0 1 1		0	2						
Totals			31-62	8-24	14-17	10 29 39	16 16	84	16	10	9	2	4	10	

Technical Fouls: NONE

	SBU	DEL
Biggest lead	5 (1 <sup>st</sup> 11:22)	17 (2 <sup>nd</sup> 6:08)
Best Scoring Run	8 (1 <sup>st</sup> 11:22)	8 (1 <sup>st</sup> 2:01)
Lead Changes	10	
Times Tied	5	
Time with Lead	10:38	25:25

	SBU	DEL
Points from Turnovers	12	14
Paint	22	44
Second Chance	8	7
Fast Breaks	3	15
Bench	14	20

Shooting By Period		
1 <sup>st</sup> FG%	15-31	48.4%
3PT%	4-12	33.3%
FT%	5-6	83.3%
2 <sup>nd</sup> FG%	16-31	51.6%
3PT%	4-12	33.3%
FT%	9-11	81.8%
GM FG%	31-62	50.0%
3PT%	8-24	33.3%
FT%	14-17	82.4%

Dead Ball Rebounds: 1, 0

## GAME 19 - DELAWARE 79, ELON 77



Official Basketball Box Score - Final  
**Elon at Delaware**  
01/18/25 Bob Carpenter Center, Newark  
2024-25 Men's Basketball

Game Time: 2:00 PM  
Game Duration: 1:58  
Attendance: 2,262

Officials: Mike Milone, Edward Corbett Jr., Jarrett Robinson

Elon - 77

Record: 13-6 (4-2)

NO.	Name	Min	FG	3P	FT	Rebounds	Fouls	TP	AS	TO	ST	Blocks	BS	BA	+/-
			M-A	M-A	M-A	OR DR TOT	PF FO								
4	Sam Sherry	C 30:47	5-9	1-4	4-4	0 3 3	3 2	15	0	1	1	0	0	0	
22	Matthew Van Komen	C 09:41	1-1	0-0	1-2	1 0 1	3 1	3	0	3	0	0	0	-11	
0	Nick Dom	G 27:11	2-8	2-7	4-5	1 2 3	2 2	10	1	0	1	0	0	-9	
2	TJ Simpkins	G 32:44	7-14	0-3	7-7	1 3 4	2 6	21	2	0	2	0	2	3	
10	Andrew King	G 17:22	0-3	0-1	0-0	1 5 6	0 1	0	1	2	0	0	0	-11	
12	Isaac Harrell	G 27:31	3-6	2-5	0-0	2 4 6	0 0	8	0	0	2	0	0	4	
14	Brayden Crump	21:58	2-3	0-0	0-0	1 2 3	1 1	4	1	0	0	0	0	6	
3	TK Simpkins	29:54	6-17	2-6	2-6	2 1 3	2 5	16	4	5	1	1	2	4	
1	Kendall Campbell	02:52	0-0	0-0	0-0	1 0 1	2 1	0	0	0	0	0	0	4	
Team						2 2 4		0	0						
Totals			26-61	7-26	18-24	12 22 34	15 19	77	9	11	7	1	4	-2	

Technical Fouls: NONE

Delaware - 79

Record: 11-9 (4-2)

NO.	Name	Min	FG	3P	FT	Rebounds	Fouls	TP	AS	TO	ST	Blocks	BS	BA	+/-
			M-A	M-A	M-A	OR DR TOT	PF FO								
2	John Camden	F 35:04	9-11	3-5	7-8	1 2 3	2 5	28	0	3	0	2	0	0	
1	Izaiah Pasha	G 27:36	3-8	0-2	2-5	1 3 4	3 3	8	2	4	1	1	0	-12	
3	Cavan Reilly	G 32:19	6-9	4-7	2-2	0 3 3	4 1	18	0	2	0	0	0	-3	
4	Niels Lane	G 33:44	5-12	0-1	0-0	3 7 10	4 0	15	2	4	1	0	0	3	
20	Erik Timko	G 35:24	3-9	3-8	6-6	0 2 2	3 3	10	2	3	2	0	0	-2	
5	Macon Emory	15:54	0-2	0-2	0-0	0 1 1	2 0	0	0	0	0	1	0	4	
13	Trent Middleton Jr.	15:03	0-3	0-0	0-0	1 1 2	1 0	0	4	0	1	0	1	18	
8	Kevin Kogbara	04:56	0-2	0-0	0-0	2 1 3	0 2	0	0	0	0	0	0	2	
Team						2 5 7		0	0						
Totals			26-56	10-25	17-21	10 25 35	19 15	79	10	18	5	4	1	2	

Technical Fouls: NONE

	ELON	DEL				
Biggest lead	0 (1 <sup>st</sup> 20:00)	19 (2 <sup>nd</sup> 12:32)	Points from Turnovers	ELON	DEL	
Best Scoring Run	9 (2 <sup>nd</sup> 7:00)	9 (1 <sup>st</sup> 17:11)	Paint	36	24	
Lead Changes	0		Second Chance	11	3	
Times Tied	0		Fast Breaks	22	18	
Time with Lead	00:00	39:25	Bench	28	0	
			Period by Period Scoring			
				1st	2nd	TOT
			ELON	31	46	77
			DEL	49	30	79

# DELAWARE BLUE HENS MEN'S BASKETBALL

## GAME 21 - DREXEL 67, DELAWARE 54



Official Basketball Box Score - Final  
**Delaware at Drexel**  
01/25/25 Daskalakis Athletic Center, Philadelphia  
2024-25 Men's Basketball

Game Time: 2:00 PM  
Game Duration: 1:44  
Attendance: 2,446

Officials: Wally Rutledge, Mike McCloskey, Sean Campbell

Delaware - 54

Record: 11-10 (4-4)

NO. Name	Min	FG M-A	3P M-A	FT M-A	Rebounds OR DR TOT	Fouls PF FD	TP	AS	TO	ST	Blocks BS BA	+/-
2 John Camden	F 35:14	2-11	1-6	0-0	0 1 1	0 2 5	2	1	0	1	1	-20
5 Macon Emory	F 20:45	0-2	0-0	1 3 4	2 1 0	0 3 3	0 0	-15				
3 Cavan Reilly	G 37:05	7-12	2-4	1-2	0 3 3	2 2 17	2	0	3	0	0	-14
4 Nields Lane	G 31:42	3-8	0-2	0-0	0 3 3	2 2 6	1	3	1	1	1	-8
20 Erik Timko	G 31:48	4-10	2-4	4-4	0 3 3	5 2 14	1	0	0	0	0	-9
00 Gabe Moss	14:00	2-4	0-0	0-0	0 1 1	1 0 4	1	0	1	1	1	5
7 Tahron Allen	25:47	3-7	0-1	2-2	0 2 2	1 1 8	1	0	0	0	0	-3
11 Kobe Jerome	03:39	0-1	0-0	0-0	0 0 0	0 0 0	1	0	0	0	0	-1
<b>Totals</b>		21-55	5-20	7-8	3 20 23	13 10 54	9	7	8	3	5	-13

Technical Fouls: NONE

Drexel - 67

Record: 12-9 (4-4)

NO. Name	Min	FG M-A	3P M-A	FT M-A	Rebounds OR DR TOT	Fouls PF FD	TP	AS	TO	ST	Blocks BS BA	+/-
1 Victor Panov	F 28:52	3-5	0-1	0-0	2 5 7	1 2 10	6	1	1	1	0	16
15 Cole Hargrove	F 33:51	4-4	0-0	2-2	2 6 8	2 3 10	2	3	0	0	0	21
4 Shane Blakeney	G 35:19	2-10	0-2	1 2 4	6 0 3	4 4	2	1	1	0	1	13
5 Kobe McGee	G 34:15	8-16	4-8	2-2	0 2 2	2 22 22	2	1	0	1	1	14
11 Jason Drake	G 22:37	2-7	1-3	0-0	1 3 4	1 1 5	2	4	1	0	1	3
3 Kevon Vanderhorst	11:58	4-8	0-2	0-0	3 0 3	0 0 8	0	0	0	0	0	-1
22 William Garcia Adsten	11:08	1-1	1-1	0-0	0 1 1	1 1 3	1	0	0	0	0	-3
6 Clem Edomwonyin	06:09	0-0	0-0	0-0	2 2 2	0 0 0	0	1	0	1	0	-8
23 Yarne Butler	15:51	3-7	1-3	2-2	1 6 7	3 1 9	1	1	1	0	0	10
<b>Totals</b>		27-58	7-20	6-7	11 30 41	10 13 67	11	13	4	5	3	13

Technical Fouls: NONE

	UDel	Drexel
Biggest lead	4 (1 <sup>st</sup> 8:54)	13 (2 <sup>nd</sup> 0:42)
Best Scoring Run	9 (1 <sup>st</sup> 8:54)	6 (1 <sup>st</sup> 13:08)
Lead Changes	6	
Times Tied	2	
Time with Lead	03:27	34:23

Points from Turnovers	UDel	Drexel
Turnovers	11	12
Paint	26	32
Second Chance	2	11
Fast Breaks	14	0
Bench	12	20

Period by Period Scoring	1st	2nd	TOT
UDel	32	22	54
Drexel	35	32	67

Shooting By Period	1 <sup>st</sup>	2 <sup>nd</sup>	3 <sup>rd</sup>	4 <sup>th</sup>	OT
1 <sup>st</sup> FG%	16.28	57.14			
3PT%	3.7	42.99			
FT%	0.0	0%			
2 <sup>nd</sup> FG%	11.30	36.7%			
3PT%	4.13	30.8%			
FT%	6.7	85.7%			
GM FG%	27.58	46.6%			
3PT%	7.20	35.0%			
FT%	6.7	85.7%			

Dead Ball Rebounds: 1.0

## GAME 22 - TOWSON 76, DELAWARE 66



Official Basketball Box Score - Final  
**Towson at Delaware**  
01/20/25 Bas Carpenter Center, Newark  
2024-25 Men's Basketball

Game Time: 6:30 PM  
Game Duration: 1:48  
Attendance: 2,193

Officials: Matt Potter, Tony Henderson, Brent Hampton

Towson - 76

Record: 15-9 (8-1)

NO. Name	Min	FG M-A	3P M-A	FT M-A	Rebounds OR DR TOT	Fouls PF FD	TP	AS	TO	ST	Blocks BS BA	+/-
1 Tomiwa Sulaiman	F 18:58	0-4	0-1	4-4	0 2 2	1 2 4	0	2	2	0	0	18
25 Messiah Jones	F 16:03	0-1	0-0	1-2	3 3 6	1 2	1	2	0	4	0	6
4 Dylan Williamson	G 30:11	11-19	5-9	0-0	0 2 2	1 0 7	1	2	0	0	1	-3
5 Christian May	G 29:22	2-7	1-5	2-2	0 2 2	2 2 7	0	2	0	0	0	13
15 Tyler Tejada	G 32:50	5-12	0-2	5-6	1 4 5	0 3 15	0	3	2	0	0	1
11 Mekhi Lowery	15:43	3-4	0-0	0-0	2 2 5	0 6 0	0	0	0	0	0	4
23 Caleb Embeya	15:52	0-1	0-0	0-0	4 3 7	0 0 0	1	0	1	1	0	-9
24 Nendah Tarke	27:33	5-10	1-3	3-5	2 1 3	0 4 14	1	1	2	1	0	13
10 Rahdr Hicks	07:43	0-1	0-1	0-0	0 0 0	1 0 0	0	0	0	0	0	3
12 Abdou Samb	05:46	1-1	0-0	0-0	1 1 2	1 0 2	0	0	0	0	0	4
<b>Totals</b>		27-60	7-21	15-19	12 24 36	12 13 76	6	10	11	2	1	10

Technical Fouls: NONE

Delaware - 66

Record: 11-11 (4-5)

NO. Name	Min	FG	3P	FT	Reb	OR	DR	Tot	Fouls	TP	AS	TO	ST	Blocks	+/-	
		M-A	M-A	M-A					PF	FD						
2 John Camden	F 35:41	7-12	3-5	0-1	0	6	6	3	2	17	1	4	3	1	0	
1 Izaiah Pasha	G 29:47	4-10	1-2	3-3	1	2	3	1	2	12	3	3	0	0	-2	
3 Cavan Reilly	G 35:00	1-4	0-3	0-0	1	3	4	1	1	2	2	2	0	0	-12	
4 Nields Lane	G 32:13	6-8	0-1	1-1	3	2	5	0	2	13	4	5	1	0	5	
20 Erik Timko	G 35:19	4-9	2-4	2-3	2	2	2	3	3	12	0	1	0	0	-11	
13 Trent Middleton Jr.	09:22	1-4	0-2	0-0	0	2	2	1	0	2	0	0	0	0	-5	
5 Macon Emory	06:11	1-2	0-1	1-1	0	0	0	4	1	3	0	0	0	0	-11	
7 Tahron Allen	04:19	0-0	0-0	0-0	1	1	1	0	0	0	0	0	0	0	-2	
8 Kevin Kogbara	12:08	2-4	0-0	1-2	1	1	2	0	1	5	0	1	0	1	-5	
					0	3	3	0	0	0	0	0	0			
Totals		26-53	6-18	8-11	6	22	28	13	12	66	10	16	6	1	2	-10

Technical Fouls: NONE

	TOW	DEL
Biggest lead	10 (2 <sup>nd</sup> 0:14)	6 (1 <sup>st</sup> 3:11)
Best Scoring Run	10 (2 <sup>nd</sup> 11:13)	10 (2 <sup>nd</sup> 7:23)
Lead Changes	15	
Times Tied	11	
Time with Lead	12:55	20:53

Points from Turnovers	TOW	DEL
Turnovers	21	9
Paint	36	38
Second Chance	13	12
Fast Breaks	16	15
Bench	22	10

Period by Period Scoring	1st	2nd	TOT
TOW	29	47	76
DEL	33	33	66

## GAME 23 - MONMOUTH 92, DELAWARE 83



Official Basketball Box Score - Final  
**Delaware at Monmouth**  
02/01/25 Osoeff Hall Bank Center, West Long Branch  
2024-25 Men's Basketball

Game Time: 2:00 PM  
Game Duration: 2:05  
Attendance: 2,586

Officials: Mike Nardone, Edward Corbett Jr., Mikerlange Fleury

Delaware - 83

Record: 11-12 (4-6)

NO. Name	Min	FG M-A	3P M-A	FT M-A	Rebounds OR DR TOT	Fouls PF FD	TP	AS	TO	ST	Blocks BS BA	+/-
2 John Camden	F 35:48	6-14	3-6	5-5	1 3 4	3 4 20	1	1	3	0	1	-8
8 Kevin Kogbara	F 11:24	1-7	0-0	0-0	2 2 4	0 0 2	0	0	0	0	3	-4
1 Izaiah Pasha	G 18:32	2-3	0-0	4-4	2 0 2	1 2 8	1	1	0	0	0	-17
3 Cavan Reilly	G 35:30	8-15	1-6	2-2	0 0 0	3 2 19	3	1	1	0	1	-2
20 Erik Timko	G 38:02	5-10	2-4	4-4	4 6 10	3 2 16	3	1	0	0	2	-8
5 Macon Emory	09:22	0-0	0-0	0-2	0 0 0	1 1 0	1	0	1	0	0	-4
13 Trent Middleton Jr.	26:17	3-8	0-3	5-6	2 7 9	4 4 11	2	2	0	0	2	-1
00 Gabe Moss	03:18	0-0	0-0	0-0	0 1 1	1 0 0	0	1	0	0	0	-4
7 Tahron Allen	21:47	2-7	1-3	2-2	0 3 3	4 1 0	0	0	0	0	2	-5
<b>Totals</b>		27-64	7-22	22-25	14 21 35	20 16 83	12	7	5	0	11	-9

Technical Fouls: NONE

Monmouth - 92

Record: 7-16 (5-5)

NO. Name	Min	FG M-A	3P M-A	FT M-A	Rebounds OR DR TOT	Fouls PF FD	TP	AS	TO	ST	Blocks BS BA	+/-
0 Dok Muordar	F 10:48	3-3	0-0	0-0	1 1 2	1 0 6	2	0	0	2	0	4
1 Abdi Bashir Jr.	G 32:07	8-21	4-11	5-6	0 2 2	2 4 25	3	2	0	0	0	2
3 Madison Durr	G 37:15	6-13	1-2	14-14	0 3 3	1 9 27	3	2	1	1	0	10
13 Jack Collins	G 31:00	2-2	0-0	0-0	0 1 1	4 0 4	3	0	0	0	0	13
23 Cornelius Robinson Jr.	G 33:31	5-5	0-0	4-5	2 6 8	3 3 14	2	0	0	1	1	2
4 Andrew Ball	23:42	3-5	1-3	3-3	2 5 7	2 3 10	0	1	2	3	0	11
2 Jaret Valencia	18:12	1-4	0-1	0-0	1 2 3	2 1 0	2	0	1	0	3	6
7 Justin Ray	08:38	1-4	0-3	0-0	0 0 0	0 0 0	2	0	0	0	0	0
6 Jordan Meka	04:47	1-1	0-0	0-0	0 2 2	1 0 2	0	0	0	0	1	-3
<b>Totals</b>		30-58	6-20	26-28	8 22 30	16 20 92	13	7	4	11	0	9

Technical Fouls: NONE

	DEL	MON
Biggest lead	1 (1 <sup>st</sup> 11:56)	9 (1 <sup>st</sup> 9:15)
Best Scoring Run	5 (1 <sup>st</sup> 11:56)	10 (1 <sup>st</sup> 9:15)
Lead Changes	6	
Times Tied	3	
Time with Lead	00:56	37:08

Points from Turnovers	DEL	MON
Turnovers	8	12
Paint	36	40
Second Chance	18	9
Fast Breaks	8	11
Bench	18	16

Period by Period Scoring	1st	2nd	TOT
DEL	42	41	83
MON	44	48	92

Shooting By Period	1 <sup>st</sup>	2 <sup>nd</sup>	3 <sup>rd</sup>	4 <sup>th</sup>	OT
1 <sup>st</sup> FG%	17.33	51.5%			
3PT%	2.11	18.2%			
FT%	8.8	100%			
2 <sup>nd</sup> FG%	13.25	52.0%			
3PT%	4.9	44.4%			
FT%	19.20	90%			
GM FG%	30.58	51.7%			
3PT%	6.20	30.0%			
FT%	26.28	92.9%			

Dead Ball Rebounds: 1.2

## GAME 24 - UNCW 77, DELAWARE 67



Official Basketball Box Score - Final  
**UNCW at Delaware**  
02/05/25 Bas Carpenter Center, Newark  
2024-25 Men's Basketball

Game Time: 6:30 PM  
Game Duration: 1:52  
Attendance: 2,031

Officials: Jeffrey Clark, Tim Smith, Nathan Hal

UNCW - 77

Record: 19-5 (9-2)



## GAME 25 - DELAWARE 74, WILLIAM &amp; MARY 64



Official Basketball Box Score - Final  
**William & Mary at Delaware**  
02/08/25 Bob Carpenter Center, Newark  
2024-25 Men's Basketball

Game Time: 2:00 PM  
Game Duration: 2:04  
Attendance: 2,405

Officials: Mike Milione, Matt Oloas, Chris Slaterry

## William &amp; Mary - 64

Record: 14-11 (8-4)

NO. Name	Min	FG M-A	3P M-A	FT M-A	Rebounds OR DR TOT	Fouls PF FD	TP	AS	TO	ST	Blocks BS BA	+/-
10 Malachi Ndur	F 22:35	2-4	0-0	3-5	0 8 8	1 3	7	0	3	0	0 0	3
24 Keller Boothby	F 26:09	2-7	1-6	0-0	2 3 5	2 1	5	1	0	1	0 0	-7
4 Matheus Case	G 24:38	0-5	0-2	0-0	3 1 4	2 0	0	1	1	0	0 0	-12
11 Kyle Pulliam	G 22:02	3-8	2-5	2-2	0 4 4	4 3	10	0	0	1	0 0	-3
21 Gabe Dorsey	G 30:43	5-13	5-11	4-5	0 1 1	2 3	19	1	1	1	1 0	-1
0 Caleb Dorsey	G 16:48	2-6	1-3	2-2	2 4 6	2 2	7	1	0	2	0 0	-12
1 Isaiah Mbeng	21:43	2-8	0-2	0-2	0 0 0	0 1	4	2	3	2	0 0	-10
2 Chase Lowe	22:03	4-7	0-0	4-8	1 6 7	3 5	12	3	4	3	0 1	1
7 Kyle Frazier	07:37	0-2	0-2	0-0	0 0 0	2 0	0	1	0	0	0 0	-1
43 Finn Lally	02:52	0-0	0-0	0-0	0 0 0	0 0	0	1	0	0	0 0	-6
15 Ryan Jackson, Jr.	02:50	0-0	0-0	0-0	0 0 0	0 0	0	0	0	0	0 0	-2
Team					0 0 0		0	1				
Totals		20-60	9-31	15-24	8 27 35	18 18	64	10	14	10	1 1	-10

Technical Fouls: NONE

Shooting By Period		
1 <sup>st</sup> FG%	10-31	32.3%
3PT%	6-19	31.6%
FT%	4-5	80%
2 <sup>nd</sup> FG%	10-29	34.5%
3PT%	3-12	25.0%
FT%	11-19	57.9%
GM FG%	20-60	33.3%
3PT%	9-31	29.0%
FT%	15-24	62.5%

Dead Ball Rebounds: 6, 0

## Delaware - 74

Record: 12-13 (5-7)

NO. Name	Min	FG M-A	3P M-A	FT M-A	Rebounds OR DR TOT	Fouls PF FD	TP	AS	TO	ST	Blocks BS BA	+/-
2 John Camden	F 37:08	6-16	3-12	2-2	2 6 8	4 2	17	2	1	0	0 0	4
5 Macon Emory	F 18:41	1-1	1-1	0-0	0 2 2	1 1	3	2	1	1	0 0	7
1 Izaiah Pasha	G 33:41	6-10	1-2	0-0	2 5 7	3 3	13	3	4	2	1 0	16
3 Cavan Reilly	G 32:55	6-12	2-6	4-5	0 3 3	3 4	18	1	5	1	0 0	15
20 Erik Timko	G 18:13	1-5	0-3	0-0	0 0 0	2 1	2	0	0	1	0 1	-15
4 Niels Lane	30:55	2-5	0-0	2-4	3 5 3	0 3	6	4	2	1	0 0	21
13 Trent Middleton Jr.	26:56	5-8	1-1	4-4	0 10 10	4 4	15	0	2	0	0 0	7
7 Tahron Allen	03:31	0-1	0-1	0-0	0 0 0	1 0	0	0	0	0	0 0	-5
Team					0 6 6		0	2				
Totals		27-58	8-26	12-15	6 35 41	18 18	74	12	17	6	1 1	10

Technical Fouls: NONE

Shooting By Period		
1 <sup>st</sup> FG%	18-36	50.0%
3PT%	6-16	37.5%
FT%	1-2	50%
2 <sup>nd</sup> FG%	9-22	40.9%
3PT%	2-10	20.0%
FT%	11-13	84.6%
GM FG%	27-58	46.6%
3PT%	8-26	30.8%
FT%	12-15	80.0%

Dead Ball Rebounds: 1, 0

	W&M	DEL
Biggest lead	4 (1 <sup>st</sup> 16:02)	17 (1 <sup>st</sup> 4:00)
Best Scoring Run	10 (2 <sup>nd</sup> 16:19)	12 (1 <sup>st</sup> 5:21)
Lead Changes	4	
Times Tied	7	
Time with Lead	04:07	33:30

Points from		W&M	DEL
Turnovers		11	14
Paint		22	30
Second Chance		5	10
Fast Breaks		26	8
Bench		23	21

Period by Period Scoring			
	1st	2nd	TOT
W&M	30	34	64
DEL	43	31	74

## GAME 26 - TOWSON 75, DELAWARE 70



Official Basketball Box Score - Final  
**Delaware at Towson**  
02/13/25 TU Arena, Towson, Md.  
2024-25 Men's Basketball

Game Time: 7:00 PM  
Game Duration: 2:01  
Attendance: 3,302

Officials: Rob Flay, Sean Hull, Ryan Sassano

## Delaware - 70

Record: 12-14 (5-8)

NO. Name	Min	FG M-A	3P M-A	FT M-A	Rebounds OR DR TOT	Fouls PF FD	TP	AS	TO	ST	Blocks BS BA	+/-
2 John Camden	F 34:47	2-7	2-6	2-2	3 1 4	2 2	8	1	2	1	1 0	-13
1 Izaiah Pasha	G 31:56	5-12	2-5	2-3	0 5 5	2 3	14	4	3	1	0 2	-5
3 Cavan Reilly	G 33:52	4-10	0-4	4-4	0 3 3	3 4	12	0	1	6	0 1	-7
4 Niels Lane	G 32:09	5-11	0-2	2-3	1 1 2	3 3	12	0	4	0	0 1	7
20 Erik Timko	G 35:19	4-7	3-6	4-4	0 2 2	1 3	15	3	0	1	1 0	0
8 Kevin Kogbara	01:03	0-0	0-0	0-0	0 0 0	2 0	0	0	1	0	0 0	-2
13 Trent Middleton Jr.	11:12	0-2	0-1	0-0	0 2 2	1 0	0	3	0	1	0 0	-3
00 Gabe Moss	01:25	0-0	0-0	0-0	0 0 0	0 0	0	0	0	0	0 0	-3
5 Macon Emory	03:43	0-0	0-0	0-0	0 1 1	1 0	0	0	0	0	0 0	2
7 Tahron Allen	14:34	4-6	1-2	0-0	0 0 0	2 0	9	0	1	0	0 0	-1
Team					3 3 6		0					
Totals		24-55	8-26	14-16	7 18 25	17 15	70	11	12	10	2 4	5

Technical Fouls: NONE

Shooting By Period		
1 <sup>st</sup> FG%	12-23	52.2%
3PT%	6-15	33.3%
FT%	5-6	83.3%
2 <sup>nd</sup> FG%	12-32	37.5%
3PT%	3-11	27.3%
FT%	9-10	90%
GM FG%	24-55	43.6%
3PT%	8-26	30.8%
FT%	14-16	87.5%

Dead Ball Rebounds: 1, 0

## Towson - 75

Record: 17-9 (12-1)

NO. Name	Min	FG M-A	3P M-A	FT M-A	Rebounds OR DR TOT	Fouls PF FD	TP	AS	TO	ST	Blocks BS BA	+/-
1 Tomiwa Sulaiman	F 19:05	4-10	0-2	1-2	4 4 8	0 2	9	0	1	1	0 1	-3
25 Messiah Jones	F 13:17	3-3	0-0	0-0	3 1 4	4 0	6	0	2	1	0 0	8
4 Dylan Williamson	G 30:50	6-14	1-5	0-0	0 1 1	1 0	13	3	1	0	1 0	-2
5 Christian May	G 23:39	1-4	1-2	2-2	0 6 6	2 2	5	0	0	0	0 0	8
15 Tyler Tejada	G 34:24	7-15	0-3	2-4	0 2 2	2 4	16	0	3	1	0 0	8
23 Caleb Embeya	14:12	1-1	0-0	0-1	1 0 1	2 3	2	0	1	1	2 0	-2
24 Nendah Tarke	29:22	7-12	2-3	6-6	0 8 8	1 5	22	2	2	2	0 0	4
11 Mekhi Lowery	19:25	1-2	0-0	0-0	3 2 5	3 0	2	3	2	0	0 0	4
12 Abdou Samb	11:36	0-1	0-0	0-0	2 1 3	0 1	0	1	1	0	1 1	-1
10 Rahdir Hicks	04:11	0-0	0-0	0-0	0 0 0	0 0	0	1	0	0	0 0	1
Team					3 0 3		0					
Totals		30-62	4-15	11-15	16 25 41	15 17	75	10	14	4	4 2	5

Technical Fouls: NONE

	DEL	TOW
Biggest lead	6 (2 <sup>nd</sup> 16:50)	10 (1 <sup>st</sup> 6:21)
Best Scoring Run	10 (2 <sup>nd</sup> 16:50)	10 (1 <sup>st</sup> 12:25)
Lead Changes	8	
Times Tied	4	
Time with Lead	07:54	30:36

Points from		DEL	TOW
Turnovers		17	20
Paint		28	46
Second Chance		4	17
Fast Breaks		10	4
Bench		9	26

Period by Period Scoring			
	1st	2nd	TOT
DEL	34	36	70
TOW	36	39	75

## GAME 27 - CAMPBELL 96, DELAWARE 91



Official Basketball Box Score - Final  
**Campbell at Delaware**  
02/15/25 Bob Carpenter Center, Newark  
2024-25 Men's Basketball

Game Time: 4:00 PM  
Game Duration: 2:00  
Attendance: 2,347

Officials: Mike Nardone, Phil Sallustio, Mike Evans

## Campbell - 96

Record: 15-12 (10-4)

NO. Name	Min	FG M-A	3P M-A	FT M-A	Rebounds OR DR TOT	Fouls PF FD	TP	AS	TO	ST	Blocks BS BA	+/-
2 Colby Duggan	F 30:23	12-18	4-4	5-6	3 3 6	3 6	33	1	5	0	2 1	7
1 Tassos Cook	G 35:37	8-9	0-1	3-3	1 3 4	4 4	19	1	2	1	1 0	8
5 Elijah Walsh	G 11:00	2-3	1-1	3-3	0 1 1	1 2	8	0	1	0	0 1	-4
7 Cam Gregory	G 33:58	2-4	0-0	2-2	1 1 2	2 2	6	2	0	0	0 0	10
21 Nolan Dorsey	G 38:55	3-10	1-4	6-6	1 3 4	3 3	13	5	0	0	0 0	9
15 Terren Frank	06:05	0-2	0-0	1-2	1 0 1	0 1	1	1	1	0	1 1	-4
14 Caleb Zurlene	27:56	5-9	0-1	2-2	2 5 7	0 1	12	0	0	2	2 1	-7
23 Eric Van Der Heijden	16:06	2-2	0-0	0-0	0 2 2	2 0	4	2	0	2	0 0	11
Team					2 2 4		0	1				
Totals		34-57	6-11	22-24	11 20 31	15 19	96	12	10	5	6 4	5

Technical Fouls: NONE

Shooting By Period		
1 <sup>st</sup> FG%	14-30	46.7%
3PT%	4-8	50.0%
FT%	6-7	85.7%
2 <sup>nd</sup> FG%	20-27	74.1%
3PT%	2-3	66.7%
FT%	16-17	94.1%
GM FG%	34-57	59.6%
3PT%	6-11	54.5%
FT%	22-24	91.7%

Dead Ball Rebounds: 0, 0

## Delaware - 91

Record: 12-15 (5-9)

NO. Name	Min	FG M-A	3P M-A	FT M-A	Rebounds OR DR TOT	Fouls PF FD	TP	AS	TO	ST	Blocks BS BA	+/-
2 John Camden	F 37:56	3-7	2-6	2-3	0 3 3	1 3	10	5	3	1	0 0	-8
1 Izaiah Pasha	G 33:49	8-11	1-1	0-0	0 1 1	4 2	17	9	1	4	1 2	8
3 Cavan Reilly	G 35:17	9-16	5-9	1-1	1 2 3	3 1	24	3	1	0	1 2	-8
4 Niels Lane	G 28:27	5-8	0-0	2-6	0 2 2	5 5	12	3	1	2	0 2	-1
20 Erik Timko	G 32:26	7-8	3-4	1-1	1 2 3	3 2	18	3	0	1	0 0	-7
7 Tahron Allen	15:34	1-1	0-0	0-2	0 0 0	2 1	2	3	1	0	1 0	1
5 Macon Emory	16:04	3-4	2-2	0-0	0 1 1	1 1	8	1	1	0	1 0	-10
8 Kevin Kogbara	00:28	0-0	0-0	0-0	0 0 0	0 0	0	0	0	0	0 0	0
Team					1 3 4		0	2				
Totals		36-55	13-22	6-13	3 14 17	19 15	91	27	10	8	4 6	-5

Technical Fouls: NONE

Shooting By Period		
1 <sup>st</sup>	FG%	17-24 70.8%
	3PT%	9-14 64.3%
	FT%	3-6 50%
2 <sup>nd</sup>	FG%	19-31 61.3%
	3PT%	4-8 50.0%
	FT%	3-7 42.9%
GM	FG%	36-55 65.5%
	3PT%	13-22 59.1%
	FT%	6-13 46.2%



# Martin INGELSBY

HEAD COACH | 9TH SEASON | NOTRE DAME '01

Martin Ingelsby enters his ninth season as the University of Delaware's men's basketball head coach in 2024-25.

During the summer of 2022, Ingelsby signed an extension that will keep him in Newark through the 2028-29 season. This was his second extension since signing his original contract in 2016.

Ingelsby and co. returned Delaware basketball to a place it has only been six times in program history with the CAA Championship title and NCAA Tournament First Round appearance in 2022. It marked the Blue Hens' first conference crown since the 2014 season.

In his time in Newark, Ingelsby and his staff have recruited and coached six Blue Hens to the pros, including Delaware's first-ever NBA player, Nate Darling.

Also under his leadership, the Blue Hens have garnered three CAA Rookie of the Year awards, 21 All-CAA honors, and six All-District nods.

During the 2021-22 campaign, Delaware posted a 22-13 record, the ninth 20+ win season ever. The 22 wins tied Ingelsby's season-best from the 2019-20 year. For the third time under Ingelsby, a Blue Hen was dubbed the league's Rookie of the Year as Jyare Davis garnered the award with 9.7 points and 4.2 rebounds per game. Davis was also the CAA Tournament's Most Outstanding Player and was joined by teammates Kevin Anderson and Andrew Carr on the all-tournament team. Jameer Nelson Jr. rounded out the Hens' postseason CAA award winners as an All-CAA Second Team selection. Despite missing out on any CAA awards, Dylan Painter was tabbed to the NABC Second Team All-District.

Ingelsby led a steady improvement for the Blue Hens, as UD was one of just three Division I schools to increase its win total in four consecutive years from 2016-20.

In 2019-20 Ingelsby led UD to even greater heights as the Blue Hens finished 22-11, posting a five-win improvement and recording the eighth 20-win season in program history. Delaware set a program record by winning its first nine games, earning a vote in the Associated Press Top 25 poll for the first time in two decades. The Blue Hens tied for fourth place in

the CAA and defeated Charleston in the quarterfinals to advance to the semifinals for the second consecutive year.

In 2018-19 the Blue Hens finished 17-16 and were fifth in the CAA standings, posting their highest win total and highest CAA finish in five years. Delaware erased a 14-point halftime deficit in the 85-79 win over William & Mary in the CAA quarterfinals, the largest halftime comeback in CAA Tournament history.

After spending the previous 13 seasons on the Notre Dame coaching staff from 2003-16, Ingelsby led the Blue Hens to 13 victories during his first year in Newark, including a win over Hofstra in the CAA Tournament. During his second year, Delaware won 14 games and earned a CAA Tournament victory for the second consecutive year by defeating Elon in the first round.

Ingelsby, the 24th head coach in UD men's basketball history, is a native of Berwyn, Pa., and was a standout point guard for Notre Dame from 1997-2001. He began his coaching career as an assistant at Wagner College during the 2002-03 campaign before returning to his alma mater as Notre Dame's coordinator of basketball operations. He spent six seasons in that position before being promoted to assistant coach in July 2009, a position he held for seven years. During his tenure in South Bend, Ingelsby helped lead the Irish to eight NCAA Tournament appearances.

While in South Bend Ingelsby primarily worked with the Notre Dame guards and played an integral role in elevating the program's national recruiting efforts. The Fighting Irish reaped the benefits of that recruiting success over his final two seasons as Notre Dame advanced to the NCAA Tournament's Elite Eight in both 2015 and 2016.

The Fighting Irish enjoyed a magical 2014-15 campaign as Notre Dame won the Atlantic Coast Conference Tournament title, made its first Elite Eight appearance since 1979, and posted the second 30-win season in school history by finishing with a 32-6 mark.

Despite losing Jerian Grant and Pat Connaughton to the NBA, Notre Dame followed with another outstanding

campaign in 2015-16, advancing to the ACC Tournament Semifinals before making its second straight Elite Eight appearance.

Ingelsby helped mentor Grant, a first team consensus All-American and unanimous first team All-ACC pick in 2015 before getting selected by the New York Knicks with the 19th pick in the 2015 NBA Draft. He also worked extensively with Connaughton, who played in a school-record 139 games and was the 41st pick in the 2015 NBA Draft by the Brooklyn Nets. That season marked the first time since 1992 that two Notre Dame players were selected in the same year of the NBA Draft.

Under Ingelsby's tutelage, Irish point guard Demetrius Jackson enjoyed an outstanding season in 2015-16, earning second team All-ACC and NCAA East Regional All-Tournament Team accolades.

Ingelsby helped lead Notre Dame to a school-record seven consecutive 20-win seasons from 2006-13, while the Irish posted 97 victories from 2009-13, the most wins in a four-year period in school history. During Ingelsby's 13 seasons at his alma mater, Irish teams went 290-146 (.665) and the program posted a 168-76 record with six NCAA Tournament appearances in seven years once he assumed assistant coaching duties.

Ingelsby was Notre Dame's starting point guard during three of his four seasons in South Bend. As a senior in 2000-01, he averaged 8.2 points and a team-high 6.4 assists as a starter in all 30 games. A team captain during his senior year, he guided the Irish to a 20-10 overall record and the Big East's West Division championship, the school's first-ever conference title. Additionally, Notre Dame advanced to the second round of the NCAA Tournament after earning a berth in the field for the first time in more than a decade in Mike Brey's first season.

Ingelsby also started for the Irish as a freshman and sophomore and led the team in assists during three of his four seasons. He handed out a team-high 150 assists as a freshman and earned a spot on the 1998 Big East All-Rookie Team.

A two-time member of the Big East Academic All-Star Team, Ingelsby was

the recipient of the Notre Dame Club of St. Joseph Valley Rockne Student-Athlete Award during his senior season. He graduated from the Mendoza College of Business with a bachelor's degree in marketing in May 2001.

Ingelsby enjoyed an outstanding career at Archbishop Carroll High School in suburban Philadelphia where he finished as the school's all-time leading scorer with 1,425 points and led his teams to an 80-12 record during his three years on the varsity squad.

Following his senior year in 1997, he won the prestigious Markward Award, given annually to the top high school player in the Philadelphia area, and was the Gatorade Player of the Year for Philadelphia while also earning All-Catholic League honors three times. Ingelsby was also named South Catholic League MVP as a senior and was a McDonald's All-America honorable mention selection.

Ingelsby's father, Tom, was a standout guard at Villanova from 1970-73 and served as his son's head coach at Archbishop Carroll. Tom led championship game and Hawks during the 1973-Spirits of St. Louis in the

Villanova to the 1971 NCAA played for the Atlanta 74 season and for the ABA the following year.

Ingelsby and his wife, of twins Will and and Ben.

Colleen, are the parents Kate, and sons Jack



## INGELSBY FILE

### PERSONAL

Year Coaching.....22nd season in 2024-25  
College ..... Notre Dame '01  
..... Marketing  
Hometown ..... Berwyn, Pa.  
High School..... Archbishop Carroll  
Birthday ..... November 24  
Spouse ..... Colleen  
Children ..... Will, Kate, Jack, Benjamin

### CAREER NUMBERS/ACCOLADES

Record..... 143-132 (nine seasons)  
Record at Delaware..... same  
CAA Record..... 68-81  
CAA Tournament Record..... 9-7  
NCAA Tournament Record ..... 0-1  
NIT Record ..... 0-0

2022 CAA Tournament Champion  
21 All-CAA Honorees  
7 Players Turned Pro  
6 All-District Honorees  
3 CAA Rookie of the Year Winners

### COACHING EXPERIENCE UNIVERSITY OF DELAWARE

Head Coach, eight seasons (2016-Pres.)

Season	Overall	Conf.	Post.
2016-17	13-20	5-13	
2017-18	14-19	6-12	
2018-19	17-16	8-10	
2019-20	22-11	11-7	
2020-21	7-8	5-4	
2021-22	22-13	10-8	NCAA First Rnd
2022-23	17-16	8-10	
2023-24	19-14	10-8	
2024-25	12-15	5-9	
<b>TOTALS</b>	<b>143-132</b>	<b>68-81</b>	<b>ONE APPEARANCE</b>

### UNIVERSITY OF NOTRE DAME

Assistant Coach, seven seasons  
(2009-2016)

Coordinator of Operations, six seasons  
(2003-09)

2016 NCAA Elite Eight  
2015 ACC Champions + NCAA Elite Eight  
2013 NCAA First Round  
2012 NCAA First Round  
2011 NCAA Second Round  
2010 NCAA First Round  
2009 NIT  
2008 NCAA Second Round  
2007 NCAA First Round  
2006 NIT  
2005 NIT  
2004 NIT

### WAGNER COLLEGE

Assistant Coach, one season  
2002-03

2003 NEC Champion + NCAA First Round



# Gabe MOSS

00

JUNIOR | FORWARD | 6-8 | 218 | POTTSTOWN, PA | THE HILL SCHOOL

## 2023-24

· Missed the season due to injury

## 2022-23

· Missed the season due to injury

## BIO

Graduated from The Hill School in 2022... Attended Twin Valley High School from 2017-2019... Averaged 11.6 points per game as a junior and 12 ppg in the seven games played as a senior... Played AAU for Philly Pride 15-16-17u... Parents are Jason Moss and Laurie Troop... Has three brothers and four sisters... Born in Phoenixville, Pa.

## GAME-BY-GAME

OPP.	MIN	FG-A	3PT-A	FT-A	OR	DR	TR	F	A	TO	BL	S	PTS
Bucknell	6	0-1	0-0	0-2	1	2	3	2	0	0	0	0	0
Robert Morris													
Iona													
Bryant													
Vermont													
Yale													
Rider													
Del. State													
Duquesne													
Chestnut Hill	13	4-5	0-0	2-2	1	0	1	3	0	1	0	0	10
Misericordia	13	4-4	0-0	0-0	1	2	3	2	0	0	0	0	8
Saint Peter's	3	1-1	0-0	0-0	0	0	0	1	0	1	0	0	2
St. John's	15	2-3	0-0	0-0	0	0	0	4	0	0	0	0	4
Northeastern	5	1-2	0-0	0-2	0	0	0	0	0	0	0	0	2
Monmouth	12	2-3	0-0	2-3	1	0	1	2	0	1	0	1	6
NC A&T	5	1-2	0-0	0-0	1	0	1	0	1	1	1	0	2
Hampton	5	1-2	0-0	0-0	0	0	0	1	0	0	0	0	2
Stony Brook													
Elon													
Hofstra	2	1-1	0-0	0-0	0	0	0	0	0	0	0	0	2
Drexel	14	2-4	0-0	0-0	0	1	1	1	1	0	1	1	4
Towson													
Monmouth	3	0-0	0-0	0-0	0	1	1	1	0	1	0	0	0
UNCW	7	1-5	0-0	0-0	2	1	3	2	0	0	0	0	2
William & Mary													
Towson	1	0-0	0-0	0-0	0	0	0	0	0	0	0	0	0
Campbell													
Drexel													
Hofstra													
Charleston													
UNCW													

## MAJOR

Communication

## CAREER HIGHS

### POINTS

10 vs Chestnut Hill 12/10/24

### REBOUNDS

3, three times

### ASSISTS

1, twice

### BLOCKS

1, twice

### STEALS

1, twice

### FIELD GOALS

4, twice

### FIELD GOAL ATT.

5, twice

### 3-POINTS FIELD GOALS

### 3-POINT FIELD GOAL ATT.

### FREE THROWS

2, twice

### FREE THROW ATT.

3 vs Monmouth 1/4/25

				Field Goals		3-Point		F-Throws		Rebounds								Scoring		
SEASON	TEAM	GP-GS	MIN/AVG	FG-FGA	FG%	3FG-3FGA	3FG%	FT-FTA	FT%	OFF	DEF	TOT	AVG	PF-FO	A	TO	BLK	STL	PTS	AVG
2024-25	UD	14-0	106/7.5	20-33	.606	0-0	.000	4-9	.444	7	7	14	1.0	19-0	2	5	2	2	44	3.1
TOTAL		14-0	106/7.5	20-33	.606	0-0	.000	4-9	.444	7	7	14	1.0	19-0	2	5	2	2	44	3.1





# Izaiah PASHA

1

FRESHMAN | GUARD | 6-4 | 190 | HARRISBURG, PA | CARDINAL O'HARA

## BIO

Graduated from Cardinal O'Hara in 2023... Spent a prep year at St. Thomas More School in Oakdale, Connecticut during 2023-24 season... Former three-star recruit by 247 Sports... Previously signed with Iona before reclassifying... Averaged 17.7 points, 7.7 rebounds, 4.3 assists, 1.9 steals, and 1.4 blocks per game as a senior... Scoring total was fifth-best in the Philadelphia Catholic League... All-Philadelphia Catholic League First Team and Pennsylvania Sportswriters Boys' Basketball All-State 4A First Team selection in senior year... Tallied 16.9 points, 6.8 rebounds, and 3.7 assists per game as a junior... Named Pennsylvania Sportswriters Boys' Basketball All-State 4A Second Team selection as a junior... Selected as Delaware Country Player of the Year by Delaware County Times his junior year... Spent first two years of high school at Central Dauphin ... Played AAU for Philly Pride... Son of Melinda Laureano... Born in Philadelphia, Pennsylvania.

## GAME-BY-GAME

OPP.	MIN	FG-A	3PT-A	FT-A	OR	DR	TR	F	A	TO	BL	S	PTS
Bucknell	23	1-8	0-2	1-2	0	4	4	1	2	4	2	1	3
Robert Morris	15	2-3	1-2	2-2	1	2	3	2	3	2	0	0	7
Iona	27	3-10	0-4	2-2	1	3	4	2	2	2	2	0	8
Bryant	13	2-7	1-2	2-2	2	2	4	1	2	1	0	0	7
Vermont	30	7-9	2-2	4-4	0	2	2	4	3	6	1	0	20
Yale	37	6-12	0-3	5-7	2	7	9	2	3	3	1	0	17
Rider	37	7-10	0-0	1-2	1	5	6	1	3	1	0	1	15
Del. State	30	4-8	0-3	4-4	0	4	4	2	4	2	2	0	10
Duquesne	33	4-12	0-0	2-4	2	2	4	1	4	2	1	0	12
Chestnut Hill	26	3-4	0-0	0-0	2	6	8	0	5	2	1	0	6
Misericordia													DNP - Finger
Saint Peter's	34	5-8	1-2	2-2	0	4	4	4	5	5	0	1	13
St. John's	24	5-12	0-2	0-0	0	0	0	4	5	4	0	0	10
Northeastern	35	4-8	1-2	5-6	1	1	2	4	0	5	1	2	14
Monmouth	12	1-2	0-0	5-8	0	1	1	3	1	2	0	0	7
NC A&T	36	7-11	0-0	8-9	1	4	5	1	6	0	0	2	22
Hampton	29	4-8	0-0	3-3	1	0	1	3	2	1	0	0	11
Stony Brook	24	4-7	1-2	3-4	1	4	5	2	1	3	0	0	12
Elon	28	3-8	0-2	2-5	1	3	4	3	2	4	1	1	8
Hofstra	18	0-2	0-1	0-0	0	2	2	0	5	0	0	0	0
Drexel													DNP - Finger
Towson	29	4-10	1-2	3-3	1	2	3	1	3	3	0	0	12
Monmouth	19	2-3	0-0	4-4	2	0	2	1	1	1	0	0	8
UNCW	38	7-9	2-2	3-5	1	4	5	2	5	3	0	3	19
William & Mary	34	6-10	1-2	0-0	2	5	7	3	3	4	1	2	13
Towson	32	5-12	2-5	2-3	0	5	5	2	4	3	0	1	14
Campbell	34	8-11	1-1	0-0	0	1	1	4	9	1	1	4	17
Drexel													
Hofstra													
Charleston													
UNCW													

## MAJOR

University Studies

## CAREER HIGHS

### POINTS

22 at NC A&T 1/9/25

### REBOUNDS

9 vs Yale 11/24/24

### ASSISTS

9 vs Campbell 2/15/25

### BLOCKS

2, three times

### STEALS

4 vs Campbell 2/15/25

### FIELD GOALS

8 vs Campbell 2/15/25

### FIELD GOAL ATT.

12, three times

### 3-POINTS FIELD GOALS

2, three times

### 3-POINT FIELD GOAL ATT.

5 at Towson 2/13/25

### FREE THROWS

8 at NC A&T 1/9/25

### FREE THROW ATT.

9 at NC A&T 1/9/25

				Field Goals		3-Point		F-Throws		Rebounds										Scoring	
SEASON	TEAM	GP-GS	MIN/AVG	FG-FGA	FG%	3FG-3FGA	3FG%	FT-FTA	FT%	OFF	DEF	TOT	AVG	PF-FO	A	TO	BLK	STL	PTS	AVG	
2024-25	UD	25-24	698/27.9	104-204	.510	14-41	.341	63-81	.778	22	73	95	3.8	53-0	83	64	14	18	285	11.4	
TOTAL		25-24	698/27.9	104-204	.510	14-41	.341	63-81	.778	22	73	95	3.8	53-0	83	64	14	18	285	11.4	



# John CAMDEN

2

**SENIOR | FORWARD | 6-8 | 220 | DOWNINGTOWN, PA | BREWSTER ACADEMY | VIRGINIA TECH/MEMPHIS**

## HONORS AND AWARD

All-ACC Academic Team (2022-23)

## 2023-24 AT VIRGINIA TECH

- Appeared in 14 games
- Dropped a season-best nine points against Auburn
- Shot over 40-percent from long range on five occasions

## 2022-23 AT VIRGINIA TECH

- All-ACC Academic Team
- Played in 23 games, averaging eight minutes per contest
- Scored season-high eight points against Syracuse

## 2021-22 AT MEMPHIS

- Appeared in one game before missing the season due to injury

## BIO

Graduated from Brewster Academy in 2021... Spent one season at Brewster after playing first three years at Archbishop Carroll... Averaged 15.8 points per game junior season... Born in Richmond, Virginia... Son of Tex and Susan Camden... Has three sisters, one played lacrosse at Ohio State, one played lacrosse at Drexel, one played basketball at Penn State and Richmond.

## GAME-BY-GAME

OPP.	MIN	FG-A	3PT-A	FT-A	OR	DR	TR	F	A	TO	BL	S	PTS
Bucknell	28	8-15	2-5	1-2	3	0	3	5	1	3	2	1	19
Robert Morris	24	1-6	1-4	6-8	0	3	3	3	0	1	1	0	9
Iona	22	3-9	2-4	0-1	2	3	5	2	1	0	0	0	8
Bryant	34	10-16	4-6	3-3	2	3	5	0	0	0	2	2	27
Vermont	32	4-10	2-6	9-9	0	1	1	1	3	0	0	1	19
Yale	38	9-15	7-11	5-5	1	7	8	2	2	1	0	0	30
Rider	34	5-12	1-4	1-3	1	6	7	0	0	0	0	0	12
Del. State	29	5-8	3-4	0-0	0	6	6	1	4	3	0	2	13
Duquesne	33	2-10	0-6	5-6	1	4	5	3	3	2	0	2	9
Chestnut Hill	26	2-11	1-7	1-2	1	7	8	0	2	0	0	1	6
Misericordia	28	4-8	1-5	5-5	0	5	5	2	2	1	0	3	14
Saint Peter's	36	2-10	2-8	7-12	1	2	3	1	3	0	0	0	13
St. John's	40	13-18	9-11	0-0	0	4	4	1	4	2	0	3	35
Northeastern	39	6-10	4-7	5-6	1	7	8	1	3	1	0	0	21
Monmouth	34	5-8	2-5	3-5	1	7	8	2	7	2	0	1	15
NC A&T	32	7-13	2-5	5-6	0	10	10	2	1	2	0	0	21
Hampton	35	7-14	3-7	3-5	0	2	2	2	5	1	0	2	20
Stony Brook	37	8-16	1-4	2-2	2	7	9	3	1	1	1	1	19
Elon	35	9-11	3-5	7-8	1	2	3	2	0	3	2	0	28
Hofstra	34	5-13	3-6	2-3	1	5	6	1	1	1	0	0	15
Drexel	35	2-11	1-6	0-0	0	1	1	0	2	1	1	0	5
Towson	36	7-12	3-5	0-1	0	6	6	3	1	4	1	3	17
Monmouth	36	6-14	3-6	5-5	1	3	4	3	1	1	0	3	20
UNCW	38	4-11	3-7	2-2	1	3	4	3	2	2	1	1	13
William & Mary	37	6-16	3-12	2-2	2	6	8	4	2	1	0	0	17
Towson	35	2-7	2-6	2-2	3	1	4	2	1	2	1	1	8
Campbell	38	3-7	2-6	2-3	0	3	3	1	5	3	0	1	10
Drexel													
Hofstra													
Charleston													
UNCW													

## MAJOR

Business Management

## CAREER HIGHS

### POINTS

35 at St. John's 12/28/24

### REBOUNDS

10 at NC A&T 1/9/25

### ASSISTS

7 vs Monmouth 1/4/25

### BLOCKS

2, three times

### STEALS

3, four times

### FIELD GOALS

13 at St. John's 12/28/24

### FIELD GOAL ATT.

18 at St. John's 12/28/24

### 3-POINT FIELD GOALS

9 at St. John's 12/28/24

### 3-POINT FIELD GOAL ATT.

12 vs W&M 2/8/25

### FREE THROWS

9 vs Vermont 11/23/24

### FREE THROW ATT.

12 at Saint Peter's 12/20/24

## SEASON HIGHS

### POINTS

35 at St. John's 12/28/24

### REBOUNDS

10 at NC A&T 1/9/25

### ASSISTS

7 vs Monmouth 1/4/25

### BLOCKS

2, three times

### STEALS

3, four times

### FIELD GOALS

13 at St. John's 12/28/24

### FIELD GOAL ATT.

18 at St. John's 12/28/24

### 3-POINT FIELD GOALS

9 at St. John's 12/28/24

### 3-POINT FIELD GOAL ATT.

12 vs W&M 2/8/25

### FREE THROWS

9 vs Vermont 11/23/24

### FREE THROW ATT.

12 at Saint Peter's 12/20/24

### MINUTES PLAYED

40 at St. John's 12/28/24

				Field Goals		3-Point		F-Throws		Rebounds										Scoring	
SEASON	TEAM	GP-GS	MIN/AVG	FG-FGA	FG%	3FG-3FGA	3FG%	FT-FTA	FT%	OFF	DEF	TOT	AVG	PF-FO	A	TO	BLK	STL	PTS	AVG	
2021-22	Mem	1-0	2/1.7	0-0	.000	0-0	.000	0-0	.000	0	1	1	1.0	0-0	0	0	0	0	0	0.0	
2022-23	VT	23-0	183/8.0	9-36	.250	6-26	.231	5-9	.556	6	16	22	1.0	17-0	4	2	2	0	29	1.3	
2023-24	VT	14-0	63/4.5	7-19	.368	7-15	.467	5-7	.714	4	10	14	1.0	5-0	2	6	0	1	26	1.9	
2024-25	UD	27-27	907/33.6	145-311	.466	70-168	.417	83-106	.783	25	114	139	5.1	50-1	57	38	12	28	443	16.4	
TOTAL FOR UD		27-27	907/33.6	145-311	.466	70-168	.417	83-106	.783	25	114	139	5.1	50-1	57	38	12	28	443	16.4	
TOTAL		65-27	1155/17.8	161-366	.440	83-209	.397	93-122	.762	35	141	176	2.7	72-1	63	46	14	29	498	7.7	



# Cavan REILLY

3

JUNIOR | GUARD | 6-4 | 188 | LOVETTSVILLE, VA | BISHOP O'CONNELL

## AWARDS AND HONORS

- Holds the program record for three-point field goal percentage by a rookie (45.3)

## 2023-24

- Played in 32 games, making 30 starts averaging 29.4 minutes per game on 39.4% from the field and 37.8% on threes
- Averaged 9.2 points, 2.2 assists, and 1.3 steals per game
- Reached double figures points 14 times
- Led the team in steals per game
- Finished the season tied for second on the team in free throw percentage
- Scored 24 points, including six threes against UNC Greensboro at the Baha Mar Hoops Nassau Championship
- Ranked ninth in the CAA with 70 3PM

## 2022-23

- Appeared in 29 games
- Averaged 5.4 points per game on a 43.3 percent shooting percentage
- Made 34 out of 75 three-point attempts
- Set the single season program record for three-point percentage by a freshman (45.3 percent)

## BIO

Graduated from Bishop O'Connell in 2022... Attended Middleburg Academy from 2018-2020 and Bishop O'Connell from 2020-2022... Four-year letterman and three-year starter... Tallied 12.4 points per game as a senior while shooting 41 percent from deep and 87 percent at the line... 2022 McDonald's All-American Games nominee... Tarkanian Classic Platinum All-Circuit Team... Beach Ball Classic All-Tournament Team... All-WCAC Honorable Mention... Also played golf in high school... Played AAU for DC Premier 15u, 16u, 17u... Son of Terry and Denise Reilly... Has two sisters, Chloe and Lilly, and one brother, Logan... Born in Leesburg, Virginia

## GAME-BY-GAME

OPP.	MIN	FG-A	3PT-A	FT-A	OR	DR	TR	F	A	TO	BL	S	PTS
Bucknell	28	2-6	1-5	1-2	0	0	0	3	1	0	0	0	6
Robert Morris	26	3-4	1-2	3-4	0	4	4	2	0	0	1	1	10
Iona	22	3-9	2-4	0-1	2	3	5	2	1	0	0	0	8
Bryant	34	7-12	1-3	0-1	2	0	2	2	3	1	0	2	15
Vermont	33	6-9	2-5	4-6	0	4	4	1	1	2	0	0	18
Yale	35	5-10	5-10	8-8	0	1	1	4	3	1	0	0	23
Rider	37	6-12	4-10	2-2	0	3	3	0	4	1	0	0	18
Del. State	32	7-11	5-7	1-1	0	5	5	3	1	2	0	1	20
Duquesne	30	3-6	2-5	0-0	2	1	3	4	1	2	0	0	8
Chestnut Hill	29	3-8	1-5	0-0	0	4	4	2	1	4	0	3	7
Misericordia	33	3-10	3-9	2-2	3	1	4	0	3	2	0	0	11
Saint Peter's	31	3-7	2-6	2-2	0	2	2	2	0	0	0	0	10
St. John's	34	1-8	0-5	0-0	1	5	6	1	0	2	0	2	2
Northeastern	DNP - Illness												
Monmouth	DNP - Illness												
NC A&T	35	4-9	1-3	4-5	0	5	5	4	4	2	0	1	13
Hampton	39	8-11	2-4	0-0	1	2	3	3	3	1	1	0	18
Stony Brook	32	1-7	1-6	2-2	0	2	2	4	1	0	0	4	5
Elon	32	6-9	4-7	2-2	0	3	3	4	0	2	0	0	18
Hofstra	34	2-6	2-5	0-0	0	1	1	1	1	0	0	2	6
Drexel	37	7-12	2-4	1-2	0	3	3	2	2	0	0	3	17
Towson	35	1-4	0-3	0-0	1	3	4	1	2	2	0	2	2
Monmouth	35	8-15	1-6	2-2	0	0	0	3	3	1	0	1	19
UNCW	DNP - Illness												
William & Mary	33	6-12	2-6	4-5	0	3	3	3	1	5	0	1	18
Towson	34	4-10	0-4	4-4	0	3	3	3	0	1	0	6	12
Campbell													
Drexel													
Hofstra													
Charleston													
UNCW													

## MAJOR

Sport Management

## CAREER HIGHS

### POINTS

24, twice

### REBOUNDS

6, three times

### ASSISTS

4, three times

### BLOCKS

1, 12 times

### STEALS

6 at Towson 2/13/25

### FIELD GOALS

9 vs Campbell 2/15/25

### FIELD GOAL ATT.

16 vs Campbell 2/15/25

### 3-POINT FIELD GOALS

6 vs UNCG 11/25/23

### 3-POINT FIELD GOAL ATT.

11 vs UNCG 11/25/23

### FREE THROWS

8 vs Yale 11/24/24

### FREE THROW ATT.

8 vs Yale 11/24/24

## SEASON HIGHS

### POINTS

24 vs Campbell 2/15/25

### REBOUNDS

6, twice

### ASSISTS

4, twice

### BLOCKS

1, twice

### STEALS

6 at Towson 2/13/25

### FIELD GOALS

9 vs Campbell 2/15/25

### FIELD GOAL ATT.

16 vs Campbell 2/15/25

### 3-POINT FIELD GOALS

5, three times

### 3-POINT FIELD GOAL ATT.

10, twice

### FREE THROWS

8 vs Yale 11/24/24

### FREE THROW ATT.

8 vs Yale 11/24/24

### MINUTES PLAYED

39 at Hampton 1/11/25

				Field Goals		3-Point		F-Throws		Rebounds									Scoring	
SEASON	TEAM	GP-GS	MIN/AVG	FG-FGA	FG%	3FG-3FGA	3FG%	FT-FTA	FT%	OFF	DEF	TOT	AVG	PF-FO	A	TO	BLK	STL	PTS	AVG
2022-23	UD	29-0	500/17.2	52-120	.433	34-75	.453	20-24	.833	8	28	36	1.2	37-1	15	19	3	8	158	5.4
2023-24	UD	32-30	942/29.4	99-251	.394	70-185	.378	27-34	.794	12	58	70	2.2	57-0	30	35	5	40	295	9.2
2024-25	UD	24-24	788/32.9	107-220	.486	48-133	.361	47-55	.855	13	61	74	3.1	57-0	38	34	4	29	309	12.9
TOTAL		85-54	2230/26.2	258-591	.437	152-393	.387	94-113	.832	33	147	180	2.1	151-1	83	88	12	77	762	9.0



# Niels LANE

4

**SENIOR | GUARD | 6-5 | 215 | FREEHOLD, NJ | ROSELLE CATHOLIC | FLORIDA**

## MAJOR

Communication

## CAREER HIGHS

### POINTS

22 vs NC A&amp;T 1/25/24

### REBOUNDS

10 vs Elon 1/18/25

### ASSISTS

9 vs Misericordia 12/17/24

### BLOCKS

2, five times

### STEALS

5 vs Misericordia 12/17/24

### FIELD GOALS

9 at NC A&amp;T 1/9/25

### FIELD GOAL ATT.

16 vs Stony Brook 1/16/25

### 3-POINT FIELD GOALS

4 vs NC A&amp;T 1/25/24

### 3-POINT FIELD GOAL ATT.

5 vs NC A&amp;T 1/25/24

### FREE THROWS

9 vs Bryant 11/18/24

### FREE THROW ATT.

10 vs Bryant 11/18/24

## SEASON HIGHS

### POINTS

20, twice

### REBOUNDS

10 vs Elon 1/18/25

### ASSISTS

9 vs Misericordia 12/17/24

### BLOCKS

2, three times

### STEALS

5 vs Misericordia 12/17/24

### FIELD GOALS

9 at NC A&amp;T 1/9/25

### FIELD GOAL ATT.

16 vs Stony Brook 1/16/25

### 3-POINT FIELD GOALS

2, five times

### 3-POINT FIELD GOAL ATT.

5 at Hofstra 1/23/25

### FREE THROWS

9 vs Bryant 11/18/24

### FREE THROW ATT.

10 vs Bryant 11/18/24

### MINUTES PLAYED

38 vs Stony Brook 1/16/25

## 2023-24

- Played in 33 games, starting all of them averaging 29.4 minutes per game on 51.4% from the field
- Averaged 9.7 points, 3.0 rebounds, and 1.6 assists per game
- Scored in double figures 15 times
- Scored a season high 22 points and four 3PM against North Carolina A&T
- Finished the season tied for second on the team in field goal percentage

## 2022-23 AT FLORIDA

- Averaged 2.4 points and 1.2 rebounds in 14 games played.
- Scored a season-high eight points vs. Kentucky, shooting 3-for-6 from the field and 2-for-2 from the free throw line

## 2021-22 AT FLORIDA

- Averaged 3.0 points and 2.0 rebounds per game, making 21 appearances with three starts
- Best game came in the 2022 SEC Tournament with career highs of 16 points and nine rebounds against Texas A&M
- Made his first career start in the win vs. Ole Miss, playing a career-high 29 minutes

## 2020-21 AT FLORIDA

- Recorded 15 points, 10 rebounds, four assists, two steals, and one blocked shot in 14 appearances
- Had six points and five rebounds in a season high 18 minutes against #6 Tennessee
- Also posted six points in the win vs. Stetson

## BIO

Graduated from Roselle Catholic in Roselle, N.J. in 2020... Tallied over 1,000 career points and was a 2019 State Champion... Aided the team to a 22-7 record in his senior season to earn a spot in the state championship game, which was cancelled due to COVID-19... Posted one career triple-double with 16 points, 10 rebounds, and 10 assists... Son of Rod and Kim Lane... Parents played basketball at then DI Armstrong State... During middle school, he was a nationally-ranked fencer

## GAME-BY-GAME

OPP.	MIN	FG-A	3PT-A	FT-A	OR	DR	TR	F	A	TO	BL	S	PTS
Bucknell	34	6-9	2-3	2-2	0	5	5	2	1	2	0	0	16
Robert Morris	31	8-12	0-0	3-6	0	7	7	2	1	3	1	3	19
Iona	34	5-9	2-3	2-2	1	5	6	3	1	5	1	4	14
Bryant	24	2-8	0-1	9-10	0	4	4	3	1	3	1	2	13
Vermont	32	3-10	1-3	0-0	0	1	1	2	1	4	0	1	7
Yale	DNP - Coach's Decision												
Rider	19	1-5	1-2	2-2	1	4	5	3	1	2	1	1	5
Del. State	21	3-6	1-2	5-8	0	1	1	2	1	1	1	0	12
Duquesne	25	8-10	2-3	2-3	0	4	4	3	1	2	1	0	20
Chestnut Hill	30	4-9	1-2	4-4	2	5	7	1	6	3	2	0	13
Misericordia	34	5-11	2-4	0-0	1	4	5	2	9	6	2	5	12
Saint Peter's	34	8-13	1-2	3-4	2	2	4	0	1	1	2	1	20
St. John's	25	6-11	0-2	2-2	1	1	2	2	1	3	0	0	14
Northeastern	36	7-15	0-2	0-1	1	3	4	4	0	0	0	3	14
Monmouth	34	7-14	1-2	2-2	0	2	2	4	2	3	0	1	17
NC A&T	28	9-14	0-1	0-0	1	3	4	5	2	3	1	0	18
Hampton	36	5-10	0-2	0-1	1	4	5	3	4	2	1	1	10
Stony Brook	38	8-16	1-3	3-4	5	4	9	2	1	3	0	0	20
Elon	34	5-12	0-1	0-0	3	7	10	4	2	4	0	1	10
Hofstra	32	5-13	2-5	4-4	1	3	4	0	5	2	0	2	16
Drexel	32	3-8	0-2	0-0	0	3	3	2	1	3	1	1	6
Towson	32	6-8	0-1	1-1	3	2	5	0	4	5	0	1	13
Monmouth	DNP - Hip												
UNCW	DNP - Hip												
William & Mary	31	2-5	0-0	2-4	2	3	5	0	4	2	0	1	6
Towson	32	5-11	0-2	2-3	1	1	2	3	0	4	0	0	12
Campbell	28	5-8	0-0	2-6	0	2	2	5	3	1	0	2	12
Drexel													
Hofstra													
Charleston													
UNCW													

				Field Goals		3-Point		F-Throws		Rebounds										Scoring	
SEASON	TEAM	GP-GS	MIN/AVG	FG-FGA	FG%	3FG-3FGA	3FG%	FT-FTA	FT%	OFF	DEF	TOT	AVG	PF-FO	A	TO	BLK	STL	PTS	AVG	
2020-21	UF	14-0	81/5.8	5-19	.263	0-7	.000	5-6	.833	2	8	10	0.7	6-0	4	0	1	2	15	1.1	
2021-22	UF	21-3	321/15.3	24-45	.533	1-6	.167	14-20	.700	13	28	41	2.0	30-0	10	15	7	7	63	3.0	
2022-23	UF	14-0	123/8.8	14-32	.438	0-1	.000	5-12	.417	8	9	17	1.2	20-1	3	6	2	5	33	2.4	
2023-24	UD	33-33	860/26.1	127-247	.514	12-42	.286	53-69	.768	24	76	100	3.0	80-2	53	46	8	22	319	9.7	
2024-25	UD	24-20	737/30.7	126-247	.510	17-48	.354	50-69	.725	26	80	106	4.4	55-2	58	65	15	30	319	13.3	
TOTAL FOR UD		57-53	1598/28.0	253-494	.512	29-90	.322	103-138	.746	50	156	206	3.6	135-4	111	111	23	52	638	11.2	
TOTAL		106-56	2122/20.0	296-590	.502	30-104	.288	127-176	.722	73	201	274	2.6	191-5	128	132	33	66	749	7.1	





# Macon EMORY

5

FRESHMAN | FORWARD | 6-8 | 185 | DEVON, PA | PERKIOMEN

## BIO

Graduated from Perkiomen School in 2024... Two-year starter in basketball... Four-time state champion... Was a captain his senior year... Also ran track... Started his high school career at Conestoga before he transferred to the Blue Ridge School in Virginia... During his junior campaign at Perkiomen, he averaged 9.0 points, and 6.0 rebounds per game while shooting 36 percent from long range... Earned Third Team All-State honors as a junior en route to the Panthers first-ever PAISAA championship. Son of Andrew and Rebecca Emory... Both parents played four years of basketball at William & Mary... Has two brothers, Jackson and Houston... Houston is a teammate on the men's basketball team... Played with Houston and Blue Hen teammate, Kobe Jerome at Blue Ridge.

## MAJOR

University Studies

## CAREER HIGHS

### POINTS

12 at NC A&amp;T 1/9/25

### REBOUNDS

8, twice

### ASSISTS

3 vs Stony Brook 1/16/25

### BLOCKS

3 vs Misericordia 12/17/24

### STEALS

3 at Drexel 1/25/25

### FIELD GOALS

4, four times

### FIELD GOAL ATT.

9, twice

### 3-POINTS FIELD GOALS

3, three times

### 3-POINT FIELD GOAL ATT.

6, twice

### FREE THROWS

3 at Saint Peter's 12/20/24

### FREE THROW ATT.

3 at Saint Peter's 12/20/24

## GAME-BY-GAME

OPP.	MIN	FG-A	3PT-A	FT-A	OR	DR	TR	F	A	TO	BL	S	PTS
Bucknell													
Robert Morris	9	0-2	0-1	0-0	0	0	0	1	0	0	0	0	0
Iona	10	1-3	0-1	1-2	2	1	3	1	0	1	0	2	3
Bryant	22	2-7	0-3	0-0	2	1	3	2	2	2	0	1	4
Vermont	16	0-1	0-1	0-0	0	5	5	4	0	0	1	0	0
Yale													
Rider	7	0-1	0-1	0-0	0	0	0	0	0	0	0	0	0
Del. State	12	0-2	0-2	0-0	0	2	2	2	2	0	1	0	0
Duquesne	8	0-2	0-1	0-0	1	1	2	3	0	0	1	0	0
Chestnut Hill	16	4-9	2-6	0-0	2	4	6	0	0	1	2	0	10
Misericordia	18	1-5	1-5	2-2	0	3	3	3	2	0	3	1	5
Saint Peter's	16	1-2	0-0	3-3	1	2	3	5	0	0	0	0	5
St. John's	11	0-1	0-0	0-0	0	1	1	0	0	1	0	0	0
Northeastern	7	0-0	0-0	0-0	0	3	3	2	0	0	0	0	0
Monmouth	28	4-9	3-6	0-0	4	4	8	3	0	1	2	1	11
NC A&T	23	4-5	3-4	1-1	0	6	6	3	0	1	2	1	12
Hampton	11	1-4	0-2	1-1	1	3	4	4	0	1	0	0	3
Stony Brook	24	4-6	3-5	0-0	2	6	8	4	3	2	1	0	11
Elon	16	0-2	0-2	0-0	0	1	1	2	0	0	1	0	0
Hofstra	19	3-5	2-3	0-0	0	1	1	2	1	1	0	0	8
Drexel	21	0-2	0-2	0-0	1	3	4	2	0	3	0	3	0
Towson	7	1-2	0-1	1-1	0	0	0	4	0	0	0	0	3
Monmouth	10	0-0	0-0	0-2	0	0	0	1	1	0	0	1	0
UNCW	33	1-6	0-3	0-0	1	3	4	2	0	0	1	2	2
William & Mary	17	1-1	1-1	0-0	0	2	2	1	2	1	0	1	3
Towson	4	0-0	0-0	0-0	0	1	1	1	0	0	0	0	0
Campbell	17	3-4	2-2	0-0	0	1	1	1	1	1	1	0	8
Drexel													
Hofstra													
Charleston													
UNCW													

				Field Goals		3-Point		F-Throws		Rebounds									Scoring	
SEASON	TEAM	GP-GS	MIN/AVG	FG-FGA	FG%	3FG-3FGA	3FG%	FT-FTA	FT%	OFF	DEF	TOT	AVG	PF-FO	A	TO	BLK	STL	PTS	AVG
2024-25	UD	25-4	378/15.1	31-81	.383	17-52	.327	9-12	.750	17	54	71	2.8	53-1	14	16	16	13	88	3.5
TOTAL		25-4	378/15.1	31-81	.383	17-52	.327	9-12	.750	17	54	71	2.8	53-1	14	16	16	13	88	3.5



# Tahron ALLEN

7

SENIOR | GUARD | 6-5 | 200 | BROOKLYN, NY | BROOKLYN COLLEGIATE | WAGNER/MONMOUTH

## HONORS AND AWARDS

- 2024 NEC Champion
- 2024 NEC Tournament MVP
- CAA Commissioner's Spring Honor Roll (2023)

## MAJOR

Communication

## CAREER HIGHS

### POINTS

23 at NC A&amp;T 1/28/23

### REBOUNDS

12 vs Molloy 11/9/23

### ASSISTS

5 vs Delaware St 12/4/24

### BLOCKS

2, twice

### STEALS

6 at Stony Brook 2/8/23

### FIELD GOALS

10 at Sacred Heart 3/6/24

### FIELD GOAL ATT.

20 at Sacred Heart 3/6/24

### 3-POINT FIELD GOALS

3, four times

### 3-POINT FIELD GOAL ATT.

4, six times

### FREE THROWS

7 at Hampton 2/23/23

### FREE THROW ATT.

11 at Hampton 2/23/23

## SEASON HIGHS

### POINTS

14 at Iona 11/12/24

### REBOUNDS

3, twice

### ASSISTS

5 vs Delaware St 12/3/24

### BLOCKS

1, twice

### STEALS

3, twice

### FIELD GOALS

6 at Iona 11/12/24

### FIELD GOAL ATT.

11 at Iona 11/12/24

### 3-POINT FIELD GOALS

3 vs Delaware St 12/3/24

### 3-POINT FIELD GOAL ATT.

4 vs Delaware St 12/3/24

### FREE THROWS

2, four times

### FREE THROW ATT.

3 vs Yale 11/24/24

### MINUTES PLAYED

26 at Drexel 1/25/25

## 2023-24 AT WAGNER

- NEC Champion
- NEC Tournament MVP
- Played in 32 games with 24 starts
- Tallied 10.5 points, 5.1 rebounds, while shooting 40.5 percent overall and 44.1 percent from deep
- Posted 17 double-digit scoring games, including three 20-point outings and two double-doubles

## 2022-23 AT MONMOUTH

- Named to CAA Spring Commissioner's Honor Roll
- Played in 33 games, making 26 starts
- Averaged 8.0 points and 2.1 rebounds per game
- Registered 11 double-digit scoring outings

## 2021-22 AT MONMOUTH

- Played 19 games as a freshman
- Made collegiate debut against Lehigh

## BIO

Graduated from Brooklyn Collegiate Prep in 2021.. Competed for the PPA Broncos.. Averaged 33.6 points and 8.8 rebounds as a senior to go along with a 62.8 percent field goal percentage.. Tallied 17.7 points and 9.1 rebounds as a junior.. First Team All-Conference selection as a senior and Second Team All-Conference as a junior.. First Team All-State in final season.. Son of Michael Allen.

## GAME - BY - GAME

OPP.	MIN	FG-A	3PT-A	FT-A	OR	DR	TR	F	A	TO	BL	S	PTS
Bucknell	18	1-6	0-1	0-0	0	3	3	0	1	1	0	1	2
Robert Morris	12	2-3	0-0	0-0	0	0	0	1	0	2	0	1	4
Iona	21	6-11	2-2	0-0	1	2	3	2	0	2	0	1	14
Bryant	11	2-4	1-1	0-0	0	1	1	2	0	0	0	0	5
Vermont	10	0-2	0-1	0-0	0	2	2	1	0	0	0	0	0
Yale	24	4-7	1-2	2-3	0	1	1	4	2	1	1	3	11
Rider	21	2-6	0-1	1-2	0	1	1	1	2	0	0	0	5
Del. State	21	3-5	3-4	0-2	0	2	2	2	5	1	0	3	9
Duquesne	13	1-5	1-3	2-2	0	0	0	2	1	0	0	0	5
Chestnut Hill													DNP - Back
Misericordia													DNP - Back
Saint Peter's													DNP - Back
St. John's													DNP - Back
Northeastern													DNP - Illness
Monmouth													DNP - Illness
NC A&T													DNP - Back
Hampton													DNP - Back
Stony Brook													DNP - Back
Elon													DNP - Back
Hofstra													DNP - Coach's Decision
Drexel	26	3-7	0-1	2-2	0	2	2	1	1	0	0	0	8
Towson	4	0-0	0-0	0-0	0	1	1	0	0	0	0	0	0
Monmouth	22	2-7	1-3	2-2	3	0	3	4	1	0	0	0	7
UNCW	23	4-8	1-3	1-2	0	0	0	1	0	1	0	0	10
William & Mary	3	0-1	0-1	0-0	0	0	0	1	0	0	0	0	0
Towson	15	4-6	1-2	0-0	0	0	0	2	0	1	0	0	9
Campbell	16	1-1	0-0	0-2	0	0	0	2	3	1	1	0	2
Drexel													
Hofstra													
Charleston													
UNCW													

				Field Goals		3-Point		F-Throws		Rebounds										Scoring	
SEASON	TEAM	GP-GS	MIN/AVG	FG-FGA	FG%	3FG-3FGA	3FG%	FT-FTA	FT%	OFF	DEF	TOT	AVG	PF-FO	A	TO	BLK	STL	PTS	AVG	
2021-22	MU	19-0	122/6.4	9-29	.310	1-8	.125	6-8	.750	6	10	16	0.8	17-1	3	7	2	0	25	1.3	
2022-23	MU	33-26	670/20.3	109-257	.424	3-20	.150	42-71	.592	27	69	96	2.9	70-1	28	28	8	32	263	8.0	
2023-24	WC	32-24	884/27.6	122-301	.405	26-59	.441	65-92	.707	59	103	162	5.1	77-0	30	43	6	20	335	10.5	
2024-25	UD	16-5	260/16.2	35-79	.443	11-25	.440	10-17	.588	4	15	19	1.2	26-0	16	10	2	9	91	5.7	
TOTAL FOR UD		16-5	260/16.2	35-79	.443	11-25	.440	10-17	.588	4	15	19	1.2	26-0	16	10	2	9	91	5.7	
TOTAL		100-55	1936/19.4	275-666	.413	41-112	.366	123-188	.654	96	197	293	2.9	190-2	77	88	18	61	714	7.1	



# Kevin KOGBARA

8

JUNIOR | FORWARD | 6-8 | 275 | PEORIA, AZ. | DREAM CITY | BISHOP STATE/ ALLAN HANCOCK

## 2023-24 AT BISHOP STATE COMMUNITY COLLEGE

- Played in 25 games, making three starts
- Averaged 6.2 points and 4.2 rebounds per game
- Shot 41.9 percent from the field

## 2022-23 AT ALLAN HANCOCK COLLEGE

- Played in 25 games with five starts
- Recorded 8.9 points and 5.5 rebounds per outing
- Shot 56.1 percent overall

## BIO

Holds an associate degree in general studies from Bishop State Community College... Spent 2021-22 at Skyline Prep School... Graduated from Dream City High School in 2021... Spent freshman through junior year at Peoria High School... Second Team All-Region in 2020... Played AAU for Team Mphasis... Son of Angela Kogbara... Has two sisters, Brittany and Michelle.

## GAME-BY-GAME

OPP.	MIN	FG-A	3PT-A	FT-A	OR	DR	TR	F	A	TO	BL	S	PTS
Bucknell	4	0-0	0-0	0-0	0	0	0	4	1	1	0	1	0
Robert Morris	10	2-5	1-1	0-0	2	4	6	2	0	3	0	0	5
Iona	8	0-2	0-0	0-0	1	0	1	1	2	0	1	0	0
Bryant	5	0-3	0-2	0-0	0	1	1	0	0	0	0	0	0
Vermont													
DNP - Coach's Decision													
Yale	10	0-0	0-0	0-0	0	4	4	3	2	2	0	0	0
Rider	3	1-2	0-0	0-0	1	0	1	0	0	0	0	0	2
Del. State	5	0-0	0-0	0-0	1	2	3	1	1	2	0	0	0
Duquesne	3	0-0	0-0	0-0	0	0	0	1	0	0	0	0	0
Chestnut Hill	4	1-1	0-0	0-0	0	1	1	0	0	0	0	1	2
Misericordia													
DNP - Coach's Decision													
Saint Peter's													
DNP - Coach's Decision													
St. John's	2	0-0	0-0	0-0	1	0	1	0	0	0	0	0	0
Northeastern	5	2-2	0-0	0-0	0	0	0	0	0	2	0	0	4
Monmouth	11	4-4	0-0	0-0	1	5	6	2	1	0	0	0	8
NC A&T	4	0-1	0-0	0-0	0	0	0	0	0	1	0	0	0
Hampton													
DNP - Coach's Decision													
Stony Brook	3	0-0	0-0	0-0	0	1	1	1	0	0	0	0	0
Elon	5	0-2	0-0	0-0	2	1	3	0	0	0	0	0	0
Hofstra	6	0-1	0-1	0-0	0	2	2	2	1	1	0	0	0
Drexel													
DNP - Coach's Decision													
Towson	12	2-4	0-0	1-2	1	1	2	0	0	1	0	0	5
Monmouth	11	1-7	0-0	0-0	2	2	4	0	0	0	0	0	2
UNCW	23	2-7	1-3	0-0	1	3	4	2	2	4	1	1	5
William & Mary													
DNP - Coach's Decision													
Towson	1	0-0	0-0	0-0	0	0	0	2	0	1	0	0	0
Campbell	1	0-0	0-0	0-0	0	0	0	0	0	0	0	0	0
Drexel													
Hofstra													
Charleston													
UNCW													

## MAJOR

Sociology

## CAREER HIGHS

### POINTS

8 vs Monmouth 1/4/25

### REBOUNDS

6, twice

### ASSISTS

2, three times

### BLOCKS

1, twice

### STEALS

1, three times

### FIELD GOALS

4 vs Monmouth 1/4/25

### FIELD GOAL ATT.

7, twice

### 3-POINTS FIELD GOALS

1 vs Robert Morris 11/7/24

### 3-POINT FIELD GOAL ATT.

2 vs Bryant 11/18/24

### FREE THROWS

1 vs Towson 1/30/25

### FREE THROW ATT.

1 vs Towson 1/30/25

## SEASON HIGHS

### POINTS

8 vs Monmouth 1/4/25

### REBOUNDS

6, twice

### ASSISTS

2, three times

### BLOCKS

1, twice

### STEALS

1, three times

### FIELD GOALS

4 vs Monmouth 1/4/25

### FIELD GOAL ATT.

7, twice

### 3-POINT FIELD GOALS

1 vs Robert Morris 11/7/24

### 3-POINT FIELD GOAL ATT.

2 vs Bryant 11/18/24

### FREE THROWS

1 vs Towson 1/30/25

### FREE THROW ATT.

1 vs Towson 1/30/25

### MINUTES PLAYED

12 vs Towson 1/30/25

				Field Goals		3-Point		F-Throws		Rebounds									Scoring	
SEASON	TEAM	GP-GS	MIN/AVG	FG-FGA	FG%	3FG-3FGA	3FG%	FT-FTA	FT%	OFF	DEF	TOT	AVG	PF-FO	A	TO	BLK	STL	PTS	AVG
2024-25	UD	21-2	135/6.4	15-41	.366	2-7	.286	1-2	.500	13	27	40	1.9	21-0	10	18	2	3	33	1.6
TOTAL		21-2	135/6.4	15-41	.366	2-7	.286	1-2	.500	13	27	40	1.9	21-0	10	18	2	3	33	1.6



# Brandon BAFFONE

10

**SOPHOMORE | GUARD | 6-1 | 175 | HOCKESSIN, DE | SALESIANUM**
**2023-24**

- Appeared in five games
- Totaled three rebounds, including two against William & Mary

**BIO**

Played high school basketball at the Salesianum School and won the 2023 DIAA State Championship at the Bob Carpenter Center... Averaged 7.5 points, 3 assists, and 4 rebounds per game as a senior... Held the honor of team captain his senior season... Named to the 2023 Blue-Gold High School All-Star game... Also played baseball for Salesianum... Son of Brandon and Renee Baffone... Has three siblings: Sophia, Gabriel, and Sarah... Dad, Brandon, played baseball at Wilmington University... Mom, Renee played volleyball at Wilmington University.

**MAJOR**

Business Analytics

**CAREER HIGHS**
**POINTS**

3 vs Misericordia 12/17/24

**REBOUNDS**

2 at William &amp; Mary 2/1/24

**ASSISTS**
**BLOCKS**
**STEALS**
**FIELD GOALS**

1 vs Misericordia 12/17/24

**FIELD GOAL ATT.**

2 vs Misericordia 12/17/24

**3-POINT FIELD GOALS**

1 vs Misericordia 12/17/24

**3-POINT FIELD GOAL ATT.**

1, three times

**FREE THROWS**
**FREE THROW ATT.**

1 at William &amp; Mary 2/1/24

**SEASON HIGHS**
**POINTS**

3 vs Misericordia 12/17/24

**REBOUNDS**

1 vs Chestnut Hill 12/10/24

**ASSISTS**
**BLOCKS**
**STEALS**
**FIELD GOALS**

1 vs Misericordia 12/17/24

**FIELD GOAL ATT.**

2 vs Misericordia 12/17/24

**3-POINT FIELD GOALS**

1 vs Misericordia 12/17/24

**3-POINT FIELD GOAL ATT.**

1, twice

**FREE THROWS**
**FREE THROW ATT.**
**MINUTES PLAYED**

3 vs Chestnut Hill 12/10/24

**GAME-BY-GAME**

OPP.	MIN	FG-A	3PT-A	FT-A	OR	DR	TR	F	A	TO	BL	S	PTS
Bucknell													DNP - Coach's Decision
Robert Morris													DNP - Coach's Decision
Iona													DNP - Coach's Decision
Bryant													DNP - Coach's Decision
Vermont													DNP - Coach's Decision
Yale													DNP - Coach's Decision
Rider													DNP - Coach's Decision
Del. State													DNP - Coach's Decision
Duquesne													DNP - Coach's Decision
Chestnut Hill	3	0-1	0-1	0-0	0	1	1	0	0	0	0	0	0
Misericordia	2	1-2	1-1	0-0	0	0	0	0	0	0	0	0	3
Saint Peter's													DNP - Coach's Decision
St. John's													DNP - Coach's Decision
Northeastern													DNP - Coach's Decision
Monmouth	1	0-0	0-0	0-0	0	0	0	0	0	0	0	0	0
NC A&T													DNP - Coach's Decision
Hampton													DNP - Coach's Decision
Stony Brook													DNP - Coach's Decision
Elon													DNP - Coach's Decision
Hofstra	2	0-0	0-0	0-0	0	0	0	0	0	0	0	0	0
Drexel													DNP - Coach's Decision
Towson													DNP - Coach's Decision
Monmouth													DNP - Coach's Decision
UNCW	1	0-0	0-0	0-0	0	0	0	0	0	0	0	0	0
William & Mary													DNP - Coach's Decision
Towson													DNP - Coach's Decision
Campbell													DNP - Coach's Decision
Drexel													
Hofstra													
Charleston													
UNCW													

				Field Goals		3-Point		F-Throws		Rebounds				Scoring			
SEASON	TEAM	GP-GS	MIN/AVG	FG-FGA	FG%	3FG-3FGA	3FG%	FT-FTA	FT%	OFF	DEF	TOT	AVG	PF-FO	A	TO	BLK
2023-24	UD	5-0	16/3.2	0-2	.000	0-1	.000	0-1	.000	1	2	3	0.6	0-0	0	0	0
2024-25	UD	5-0	9/1.9	1-3	.333	1-2	.500	0-0	.000	0	1	1	0.2	0-0	0	0	0
<b>TOTAL</b>		<b>10-0</b>	<b>25/2.5</b>	<b>1-5</b>	<b>.200</b>	<b>1-3</b>	<b>.333</b>	<b>0-1</b>	<b>.000</b>	<b>1</b>	<b>3</b>	<b>4</b>	<b>0.4</b>	<b>0-0</b>	<b>0</b>	<b>0</b>	<b>0</b>





# Kobe JEROME

11

SENIOR | GUARD | 6-4 | 190 | HARLEM, NY | BLUE RIDGE SCHOOL | UC RIVERSIDE

## 2023-24

- Appeared in 23 games
- Scored a career high 18 points on six three pointers against Goldey Beacom
- Led the team in assist/turnover ratio at 2.50

## 2022-23 AT UC RIVERSIDE

- Played in three games
- Logged seven minutes, three rebounds in homecoming win over Occidental

## 2021-22 AT UC RIVERSIDE

- Redshirted

## BIO

Three-time Virginia Independent Schools Athletic Association Division II state champion... Older brother, Ty, won a national championship with Virginia under head coach Tony Bennett and currently plays for the Cleveland Cavaliers

## GAME-BY-GAME

OPP.	MIN	FG-A	3PT-A	FT-A	OR	DR	TR	F	A	TO	BL	S	PTS
Bucknell													DNP - Coach's Decision
Robert Morris													DNP - Coach's Decision
Iona													DNP - Coach's Decision
Bryant													DNP - Coach's Decision
Vermont													DNP - Coach's Decision
Yale	9	1-2	1-2	0-0	0	0	0	0	1	1	0	0	3
Rider	3	0-0	0-0	0-0	0	0	0	0	0	0	0	1	0
Del. State													DNP - Coach's Decision
Duquesne													DNP - Coach's Decision
Chestnut Hill	9	1-2	0-1	0-1	0	1	1	1	0	0	0	0	2
Misericordia	6	0-2	0-2	0-0	0	0	0	0	3	0	0	0	0
Saint Peter's													DNP - Coach's Decision
St. John's	2	0-0	0-0	0-0	0	1	1	0	1	0	0	0	0
Northeastern													DNP - Illness
Monmouth													DNP - Illness
NC A&T													DNP - Coach's Decision
Hampton													DNP - Coach's Decision
Stony Brook													DNP - Coach's Decision
Elon													DNP - Coach's Decision
Hofstra	2	1-2	0-1	0-0	0	0	0	0	0	0	0	0	2
Drexel	4	0-1	0-1	0-0	0	0	0	0	1	0	0	0	0
Towson													DNP - Coach's Decision
Monmouth													DNP - Coach's Decision
UNCW	5	0-1	0-1	0-0	0	0	0	0	0	0	0	0	0
William & Mary													DNP - Coach's Decision
Towson													DNP - Coach's Decision
Campbell													DNP - Coach's Decision
Drexel													
Hofstra													
Charleston													
UNCW													

## MAJOR

Communication

## CAREER HIGHS

### POINTS

18 vs Goldey-Beacom 11/8/23

### REBOUNDS

4 vs Hampton 3/9/24

### ASSISTS

4 at Delaware State 11/15/23

### BLOCKS

1 vs Goldey-Beacom 11/8/23

### STEALS

1, four times

### FIELD GOALS

6 vs Goldey-Beacom 11/8/23

### FIELD GOAL ATT.

8 vs Hampton 3/9/24

### 3-POINT FIELD GOALS

6 vs Goldey-Beacom 11/8/23

### 3-POINT FIELD GOAL ATT.

6 vs Goldey-Beacom 11/8/23

### FREE THROWS

### FREE THROW ATT.

1, twice

## SEASON HIGHS

### POINTS

3 vs Yale 11/24/24

### REBOUNDS

1, twice

### ASSISTS

3 vs Misericordia 12/17/24

### BLOCKS

### STEALS

1 at Rider 11/30/24

### FIELD GOALS

1, three times

### FIELD GOAL ATT.

2, three times

### 3-POINT FIELD GOALS

1 vs Yale 11/24/24

### 3-POINT FIELD GOAL ATT.

2 vs Yale 11/24/24

### FREE THROWS

### FREE THROW ATT.

1 vs Chestnut Hill 12/10/24

### MINUTES PLAYED

9 vs Yale 11/24/24

				Field Goals		3-Point		F-Throws		Rebounds									Scoring	
SEASON	TEAM	GP-GS	MIN/AVG	FG-FGA	FG%	3FG-3FGA	3FG%	FT-FTA	FT%	OFF	DEF	TOT	AVG	PF-FO	A	TO	BLK	STL	PTS	AVG
2022-23	UCR	3-0	9/3.1	0-2	.000	0-2	.000	0-0	.000	1	2	3	1.0	0-0	0	0	0	0	0	0.0
2023-24	UD	21-0	205/9.7	10-31	.323	9-28	.321	0-1	.000	3	14	17	0.8	14-0	20	8	1	3	29	1.4
2024-25	UD	8-0	40/5.0	3-10	.300	1-8	.125	0-1	.000	0	2	2	0.3	1-0	6	1	0	1	7	0.9
TOTAL FOR UD		29-0	245/8.4	13-41	.317	10-36	.278	0-2	.000	3	16	19	0.7	15-0	26	9	1	4	36	1.2
TOTAL		32-0	254/7.9	13-43	.302	10-38	.263	0-2	.000	4	18	22	0.7	15-0	26	9	1	4	36	1.1



# Alex MCFADDEN 12

**FRESHMAN | GUARD | 6-1 | 160 | WAYNE, PA | RADNOR**

## BIO

Graduated from Radnor High School in 2024... Earned two varsity letters... Helped Radnor win the Central League championship and District 15A championship in the 2022-23 season... Distinguished Honor Roll student... Son of Renae Buono and Sean McFadden... Relative, Shannon Stefanski, played basketball at Dayton from 1998-2002... Born in Philadelphia, PA

## MAJOR

Sociology

## CAREER HIGHS

### POINTS

3 at Hofstra 1/23/25

### REBOUNDS

### ASSISTS

### BLOCKS

### STEALS

### FIELD GOALS

1 at Hofstra 1/23/25

### FIELD GOAL ATT.

1, twice

### 3-POINTS FIELD GOALS

### 3-POINT FIELD GOAL ATT.

1 vs Monmouth 1/4/25

### FREE THROWS

1 at Hofstra 1/23/25

### FREE THROW ATT.

1 at Hofstra 1/23/25

## GAME-BY-GAME

OPP.	MIN	FG-A	3PT-A	FT-A	OR	DR	TR	F	A	TO	BL	S	PTS
Bucknell				DNP - Coach's Decision									
Robert Morris				DNP - Coach's Decision									
Iona				DNP - Coach's Decision									
Bryant				DNP - Coach's Decision									
Vermont				DNP - Coach's Decision									
Yale				DNP - Coach's Decision									
Rider				DNP - Coach's Decision									
Del. State				DNP - Coach's Decision									
Duquesne				DNP - Coach's Decision									
Chestnut Hill	1	0-0	0-0	0-0	0	0	0	1	0	1	0	0	0
Misericordia	2	0-0	0-0	0-0	0	0	0	0	0	0	0	0	0
Saint Peter's				DNP - Coach's Decision									
St. John's				DNP - Coach's Decision									
Northeastern				DNP - Coach's Decision									
Monmouth	1	0-1	0-1	0-0	0	0	0	0	0	0	0	0	0
NC A&T				DNP - Coach's Decision									
Hampton				DNP - Coach's Decision									
Stony Brook				DNP - Coach's Decision									
Elon				DNP - Coach's Decision									
Hofstra	2	1-1	0-0	1-1	0	0	0	0	0	0	0	0	3
Drexel				DNP - Coach's Decision									
Towson				DNP - Coach's Decision									
Monmouth				DNP - Coach's Decision									
UNCW	1	0-0	0-0	0-0	0	0	0	0	0	0	0	0	0
William & Mary				DNP - Coach's Decision									
Towson				DNP - Coach's Decision									
Campbell				DNP - Coach's Decision									
Drexel													
Hofstra													
Charleston													
UNCW													

				Field Goals		3-Point		F-Throws		Rebounds								Scoring		
SEASON	TEAM	GP-GS	MIN/AVG	FG-FGA	FG%	3FG-3FGA	3FG%	FT-FTA	FT%	OFF	DEF	TOT	AVG	PF-FO	A	TO	BLK	STL	PTS	AVG
2024-25	UD	5-0	7/1.4	1-2	.500	0-1	.000	1-1	1.000	0	0	0	0.0	1-0	0	1	0	0	3	0.6
TOTAL		5-0	7/1.4	1-2	.500	0-1	.000	1-1	1.000	0	0	0	0.0	1-0	0	1	0	0	3	0.6



# Trent MIDDLETON JR. 13

SOPHOMORE | GUARD | 6-3 | 180 | PHILADELPHIA, PA | PHILADELPHIA MATH, CIVICS, AND SCIENCES | BALL STATE

## 2023-24 AT BALL STATE

- Started seven of 29 games played
- Averaged 6.2 points, 2.6 rebounds, and 1.9 assists
- Tallied a career-high 14 points against Bowling Green (1/30)
- Posted seven double-digit scoring efforts

## BIO

Spent 2022-23 at Spire Academy in Geneva, Ohio... Aided team to 34-6 record and 2023 Ohio Prep Conference Championship... Tallied 12.0 points, 8.0 rebounds, 3.0 assists, and 1.5 steals per game... Graduated from Philadelphia Math, Civics, and Sciences Charter School in 2022... Philadelphia Public League Player of the Year as a senior... Two-time First Team All-Public League selection... Two-time Public League champion... Son of Trent Middleton Sr. and Tonya Richardson... Born in Philadelphia... Has two sisters and one brother.

## GAME-BY-GAME

OPP.	MIN	FG-A	3PT-A	FT-A	OR	DR	TR	F	A	TO	BL	S	PTS
Bucknell	24	1-7	1-5	2-2	0	3	3	2	4	1	0	2	5
Robert Morris	25	3-4	1-1	6-6	0	2	2	1	1	1	0	0	13
Iona	15	1-2	0-1	0-0	0	3	3	1	0	2	0	1	2
Bryant	19	2-4	0-1	2-2	0	1	1	2	1	0	0	2	6
Vermont	8	0-1	0-1	0-0	0	1	1	1	1	0	0	1	0
Yale	DNP - Coach's Decision												
Rider	DNP - Coach's Decision												
Del. State	13	3-4	2-3	0-0	0	2	2	3	1	0	0	0	8
Duquesne	14	1-3	0-0	2-3	1	2	3	4	0	0	2	0	4
Chestnut Hill	15	2-5	0-3	1-1	1	3	4	1	2	1	0	0	5
Misericordia	29	3-5	1-3	2-4	1	4	5	1	3	5	0	0	9
Saint Peter's	9	0-1	0-0	0-0	0	0	0	0	0	1	0	0	0
St. John's	14	1-3	0-0	0-0	0	0	0	3	3	1	0	1	2
Northeastern	34	5-10	0-1	2-2	0	2	2	5	5	1	0	1	12
Monmouth	33	1-6	1-1	0-0	1	5	6	2	3	0	0	1	3
NC A&T	13	1-3	0-2	0-0	1	3	4	5	2	2	0	1	2
Hampton	12	1-3	0-0	0-0	0	1	1	0	2	0	0	3	2
Stony Brook	19	3-5	0-1	3-4	0	2	2	1	3	1	0	2	9
Elon	15	0-3	0-0	0-0	1	1	2	1	4	0	0	1	0
Hofstra	13	0-5	0-3	0-0	0	2	2	1	2	1	0	0	0
Drexel	DNP - Coach's Decision												
Towson	10	1-4	0-2	0-0	0	2	2	1	0	0	0	0	2
Monmouth	26	3-8	0-3	5-6	2	7	9	4	2	2	0	0	11
UNCW	33	7-12	2-5	0-0	1	2	3	2	1	2	1	1	16
William & Mary	27	5-8	1-1	4-4	0	10	10	4	0	2	0	0	15
Towson	11	0-2	0-1	0-0	0	2	2	1	3	0	0	1	0
Campbell	DNP - Illness												
Drexel													
Hofstra													
Charleston													
UNCW													

## MAJOR

Communication

## CAREER HIGHS

### POINTS

16 vs UNCW 2/6/25

### REBOUNDS

10 vs W&M 2/8/25

### ASSISTS

7 vs Goshen 11/7/23

### BLOCKS

2 at Duquesne 12/6/24

### STEALS

3 at Hampton 1/11/25

### FIELD GOALS

7 vs UNCW 2/6/25

### FIELD GOAL ATT

12 vs UNCW 2/6/25

### 3-POINT FIELD GOALS

3 vs Indiana St 12/16/23

### 3-POINT FIELD GOAL ATT

5, three times

### FREE THROWS

6, three times

### FREE THROW ATT

6, five times

## SEASON HIGHS

### POINTS

16 vs UNCW 2/6/25

### REBOUNDS

10 vs W&M 2/8/25

### ASSISTS

5 at Northeastern 1/2/25

### BLOCKS

2 at Duquesne 12/6/24

### STEALS

3 at Hampton 1/11/25

### FIELD GOALS

7 vs UNCW 2/6/25

### FIELD GOAL ATT

12 vs UNCW 2/6/25

### 3-POINT FIELD GOALS

3 vs Delaware St 12/3/24

### 3-POINT FIELD GOAL ATT

5, twice

### FREE THROWS

6 vs Robert Morris 11/7/24

### FREE THROW ATT

6, twice

### MINUTES PLAYED

34 at Northeastern 1/2/25

				Field Goals		3-Point		F-Throws		Rebounds									Scoring	
SEASON	TEAM	GP-GS	MIN/AVG	FG-FGA	FG%	3FG-3FGA	3FG%	FT-FTA	FT%	OFF	DEF	TOT	AVG	PF-FO	A	TO	BLK	STL	PTS	AVG
2023-24	BSU	29-7	540/18.6	53-125	.424	21-49	.429	52-64	.813	14	62	76	2.6	42-0	54	33	5	15	179	6.2
2024-25	UD	23-2	428/18.6	44-108	.407	9-38	.237	29-34	.853	9	60	69	3.0	46-2	43	23	3	18	126	5.5
TOTAL FOR UD		23-2	428/18.6	44-108	.407	9-38	.237	29-34	.853	9	60	69	3.0	46-2	43	23	3	18	126	5.5
TOTAL		52-9	968/18.6	97-233	.416	30-87	.345	81-98	.827	23	122	145	2.8	88-2	97	56	8	33	305	5.9



# Houston EMORY

15

JUNIOR | FORWARD | 6-9 | 195 | DEVON, PA | BLUE RIDGE SCHOOL

## 2023-24

- Appeared in 11 games
- Brought down five rebounds on the season

## 2022-23

- Appeared in 13 games
- Scored a season-high four points while adding an assist, rebound, and steal vs. Hartford

## BIO

Graduated from the Blue Ridge School in 2022... Four-year letterman in basketball... Two-time team captain and four-time state champion... Also played one year of lacrosse, track, and tennis... Holds Blue Ridge single-season blocks record with 89... Named First Team All-State and First Team All-VIC as a senior... Averaged 7.6 points, 5.8 rebounds, 2.8 blocks, and 1.9 assists per game as a senior... Tallied 7.3 points, 6.5 rebounds, 3.3 blocks, and 1.9 assists during junior campaign... Son of Andrew and Rebecca Emory... Both parents played four years of basketball at William & Mary... Has two brothers, Jackson and Macon

## GAME-BY-GAME

OPP.	MIN	FG-A	3PT-A	FT-A	OR	DR	TR	F	A	TO	BL	S	PTS
Bucknell	4	1-1	0-0	0-1	1	0	1	3	0	1	0	2	2
Robert Morris	11	1-2	0-0	0-0	0	5	5	2	0	1	1	0	2
Iona	14	0-2	0-0	2-4	0	0	0	4	2	0	1	1	2
Bryant	5	0-1	0-0	0-0	0	1	1	2	0	1	0	0	0
Vermont	8	1-1	0-0	0-0	0	1	1	1	0	1	0	0	2
Yale	8	1-2	0-0	1-2	1	2	3	5	0	1	0	0	3
Rider	9	0-1	0-0	0-0	0	1	1	1	0	1	3	0	0
Del. State	6	0-0	0-0	1-2	0	3	3	1	1	2	0	0	1
Duquesne	5	1-2	0-0	0-0	2	0	2	1	0	2	0	0	2
Chestnut Hill	4	0-1	0-0	0-0	1	1	2	0	0	1	1	0	0
Misericordia	7	0-1	0-0	1-2	0	0	0	0	0	0	0	0	1
Saint Peter's	8	0-0	0-0	0-0	1	1	2	0	0	0	0	1	0
St. John's	3	0-0	0-0	0-0	0	0	0	0	0	0	0	0	0
Northeastern	3	0-0	0-0	0-0	1	0	1	0	0	0	0	0	0
Monmouth													DNP - Coach's Decision
NC A&T													DNP - Coach's Decision
Hampton													DNP - Coach's Decision
Stony Brook													DNP - Coach's Decision
Elon													DNP - Coach's Decision
Hofstra													DNP - Coach's Decision
Drexel													DNP - Coach's Decision
Towson													DNP - Coach's Decision
Monmouth													DNP - Coach's Decision
UNCW													DNP - Illness
William & Mary													DNP - Illness
Towson													DNP - Coach's Decision
Campbell													DNP - Coach's Decision
Drexel													
Hofstra													
Charleston													
UNCW													

## MAJOR

Communication

## CAREER HIGHS

### POINTS

4 vs Hartford 11/26/22

### REBOUNDS

5 vs Robert Morris 11/7/24

### ASSISTS

2 at Iona 11/12/24

### BLOCKS

3 at Rider 11/30/24

### STEALS

2, twice

### FIELD GOALS

2 vs Hartford 11/26/22

### FIELD GOAL ATT.

2, five times

### 3-POINT FIELD GOALS

### 3-POINT FIELD GOAL ATT.

1 at Hofstra 1/14/23

### FREE THROWS

2 at Iona 11/12/24

### FREE THROW ATT.

4 at Iona 11/12/24

## SEASON HIGHS

### POINTS

3 vs Yale 11/24/24

### REBOUNDS

5 vs Robert Morris 11/7/24

### ASSISTS

2 at Iona 11/12/24

### BLOCKS

3 at Rider 11/30/24

### STEALS

2 vs Bucknell 11/4/24

### FIELD GOALS

1, five times

### FIELD GOAL ATT.

2, four times

### 3-POINT FIELD GOALS

### 3-POINT FIELD GOAL ATT.

### FREE THROWS

2 at Iona 11/12/24

### FREE THROW ATT.

4 at Iona 11/12/24

### MINUTES PLAYED

14 at Iona 11/12/24

				Field Goals		3-Point		F-Throws		Rebounds									Scoring	
SEASON	TEAM	GP-GS	MIN/AVG	FG-FGA	FG%	3FG-3FGA	3FG%	FT-FTA	FT%	OFF	DEF	TOT	AVG	PF-FO	A	TO	BLK	STL	PTS	AVG
2022-23	UD	13-0	68/5.2	2-5	.400	0-1	.000	0-0	.000	1	7	8	0.6	15-0	4	2	1	6	4	0.3
2023-24	UD	11-0	36/3.3	0-5	.000	0-0	.000	0-0	.000	1	4	5	0.5	13-1	0	6	1	1	0	0.0
2024-25	UD	14-1	95/6.8	5-14	.357	0-0	.000	5-11	.455	7	15	22	1.6	20-1	3	11	6	4	15	1.1
TOTAL		38-1	199/5.2	7-24	.292	0-1	.000	5-11	.455	9	26	35	0.9	48-2	7	19	8	11	19	0.5





# Erik TIMKO

20

GRADUATE | GUARD | 6-5 | 200 | AUDUBON, PA | METHACTON | JEFFERSON

## AWARDS AND HONORS

- CSC Academic All-America Team Member of the Year (2023-24)
- 2x CSC Academic All-America First Team (2022-23, 2023-24)
- D2CCA Basketball All-American Team Honorable Mention (2023-24)
- 2x D2CCA All-East Region First Team (2022-23, 2023-24)
- NABC East All-District First Team (2022-23)
- D2CCA All-East Region Second Team (2021-22)
- NABC East All-District Second Team (2021-22)
- 2x CACC Player of the Year (2022-23, 2023-24)
- CACC Rookie of the Year (2021-22)
- 3x All-CACC First Team (2021-22, 2022-23, 2023-24)
- 2x CACC All-Tournament Team (2022-23)
- CACC Scholar-Athlete of the Year (2022-23, 2023-24)
- 3x CACC All-Academic Team (2021-22, 2022-23, 2023-24)
- 3x PhillySIDA Academic All-Area Team (2021-22, 2022-23, 2023-24)
- NABC Honors Court (2022-23)
- 2x CSC Academic All-District Team (2022-23, 2023-24)
- CACC Champion (2023-24)

## 2023-24 AT JEFFERSON

- 19.6 PPG, 4.2 RPG, 3.0 APG over 32 games played
- 54.0 FG%, 90.3 PT%, 43.7 3PT%
- Team leader in scoring and three pointers
- Ranked 29th nationally in free-throw percentage (88.0), 17th in three-point percentage (43.7), and 20th in total points (628)
- Led the Rams to first CACC title and NCAA appearance since 2020.

## 2022-23 AT JEFFERSON

- 22.5 PPG (676 points - 3rd all-time), 4.3 RPG, 2.7 APG over 30 starts
- 52.6 FG%, 95.3 PT% (7th all-time), 45.2 3PT%
- Team leader in scoring, three-pointers, and assists
- NCAA Division II Statistics: 9th in total three-pointers and three-point percentage, 11th in total points and points per game, 12th in three-pointers per game, 18th in free throw percentage
- CACC Statistics: 1st in total points, points per game, total three-pointers, three-pointers per game, and three-point percentage, 2nd in free throw percentage, 3rd in field goal percentage
- Scored his 1,000th career point on Feb. 8th vs. Wilmington

## 2021-22 AT JEFFERSON

- 21.2 PPG, 4.1 RPG, 2.3 APG, 1.0 SPG across 23 starts
- 53.3 PT%, 53.2 FG%
- CACC Stats: 1st in points per game and free throw percentage, 3rd in free throws made, 5th in field goal percentage
- NCAA Division II Stats: 8th in free throw percentage, 14th in points per game

## 2020-21 AT JEFFERSON

- Team did not compete due to COVID-19 pandemic

## BIO

Graduated from Methacton High School in 2020... Played both basketball and baseball in high school... Two-time All-Conference first team selection... Named Second Team All-Area and Methacton Most Versatile Player his junior year... Earned First Team All-Area & All-Area Player of the Year honors and was chosen Second Team All-State his senior year... Scored 1,000 career points and set the school single-season scoring record... Team won two conference championships and one district title... Son of Cheryl and Tim Timko... Has one sister, Nicole, who plays basketball at Carnegie Mellon

## GAME-BY-GAME

OPP.	MIN	FG-A	3PT-A	FT-A	OR	DR	TR	F	A	TO	BL	S	PTS
Bucknell	31	7-11	2-5	4-5	0	4	4	2	2	1	1	0	20
Robert Morris	37	3-12	0-4	6-6	1	2	3	1	3	1	0	0	12
Iona	24	1-5	0-1	2-2	0	3	3	1	0	1	0	0	4
Bryant	33	2-6	0-1	3-3	0	10	10	3	2	2	0	0	7
Vermont	31	2-5	1-2	0-0	0	6	6	2	0	2	0	0	5
Yale	39	3-7	2-6	5-5	2	3	5	4	4	1	1	0	13
Rider	30	5-9	3-7	2-2	2	4	6	1	2	0	0	0	15
Del. State	31	5-8	3-6	5-6	0	3	3	2	4	2	0	0	18
Duquesne	36	3-8	2-4	0-0	2	5	7	3	1	1	0	0	8
Chestnut Hill	24	5-10	2-6	5-5	1	4	5	1	0	2	1	0	17
Misericordia	28	8-11	6-9	7-7	1	3	4	0	0	1	0	2	29
Saint Peter's	29	0-5	0-3	1-2	1	1	2	1	0	1	0	1	1
St. John's	30	3-7	1-4	2-4	0	3	3	2	3	0	1	1	9
Northeastern	36	1-9	1-4	7-8	1	4	5	0	1	0	0	0	10
Monmouth	34	6-11	5-8	0-0	0	4	4	1	4	1	1	3	17
NC A&T	24	2-5	2-4	2-4	0	5	5	4	4	2	0	0	8
Hampton	33	5-9	1-3	0-1	0	4	4	2	5	0	1	2	11
Stony Brook	23	3-5	1-3	1-1	0	2	2	1	1	0	0	2	8
Elon	35	3-9	3-8	6-6	0	2	2	3	2	3	0	2	15
Hofstra	34	5-9	3-6	3-4	0	3	3	1	1	1	0	0	16
Drexel	32	4-10	2-4	4-4	0	3	3	5	1	0	0	0	14
Towson	35	4-9	2-4	2-3	0	2	2	3	0	1	0	0	12
Monmouth	38	5-10	2-4	4-4	4	6	10	3	3	1	0	0	16
UNCW	DNP - Illness												
William & Mary	18	1-5	0-3	0-0	0	0	0	2	0	0	0	1	2
Towson	35	4-7	3-6	4-4	0	2	2	1	3	0	1	1	15
Campbell	32	7-8	3-4	1-1	1	2	3	3	3	0	0	1	18
Drexel													
Hofstra													
Charleston													
UNCW													

## MAJOR

MS International Business

## CAREER HIGHS

### POINTS

36 vs Felician 12/31/22

### REBOUNDS

10, twice

### ASSISTS

7, four times

### BLOCKS

2, three times

### STEALS

5 at Staten Island 11/18/23

### FIELD GOALS

14 vs Chestnut Hill 11/30/22

### FIELD GOAL ATT.

21 at Adelphi 11/27/22

### 3-POINTS FIELD GOALS

7, twice

### 3-POINT FIELD GOAL ATT.

14 vs Bloomsburg 11/22/22

### FREE THROWS

14 vs Caldwell 1/23/22

### FREE THROW ATT.

14 vs Caldwell 1/23/22

## SEASON HIGHS

### POINTS

29 vs Misericordia 12/17/24

### REBOUNDS

10, twice

### ASSISTS

5 at Hampton 1/11/25

### BLOCKS

1, six times

### STEALS

3 vs Monmouth 1/4/25

### FIELD GOALS

8 vs Misericordia 12/17/24

### FIELD GOAL ATT.

12 vs Robert Morris 11/7/24

### 3-POINTS FIELD GOALS

6 vs Misericordia 12/17/24

### 3-POINT FIELD GOAL ATT.

9 vs Misericordia 12/17/24

### FREE THROWS

7, twice

### FREE THROW ATT.

8 at Northeastern 1/2/25

### MINUTES PLAYED

39 vs Yale 11/24/24

				Field Goals		3-Point		F-Throws		Rebounds								Scoring		
SEASON	TEAM	GP-GS	MIN/AVG	FG-FGA	FG%	3FG-3FGA	3FG%	FT-FTA	FT%	OFF	DEF	TOT	AVG	PF-FO	A	TO	BLK	STL	PTS	AVG
2021-22	Jeff	23-23	846/36.8	157-295	.532	53-130	.408	121-133	.910	18	77	95	4.1	54-0	52	48	8	22	488	21.2
2022-23	Jeff	30-30	1076/35.9	229-435	.526	95-210	.452	123-138	.891	20	109	129	4.3	71-2	82	61	10	27	676	22.5
2023-24	Jeff	32-31	1152/36.0	214-396	.540	90-206	.437	110-125	.880	20	115	135	4.2	69-0	99	73	8	44	628	19.6
2024-25	UD	26-26	812/31.2	97-210	.462	50-119	.420	76-87	.874	16	90	106	4.1	52-1	49	24	7	16	320	12.3
TOTAL FOR UD		26-26	812/31.2	97-210	.462	50-119	.420	76-87	.874	16	90	106	4.1	52-1	49	24	7	16	320	12.3
TOTAL		111-110	3886/35.0	697-1336	.522	288-665	.433	430-483	.890	74	391	465	4.2	246-3	282	206	33	109	2112	19.0



# Tyler HOUSER

# 44

**JUNIOR | FORWARD | 6-9 | 235 | CAMP HILL, PA | CEDAR CLIFF | VMI**

## HONORS AND AWARDS

• 2023 Southern Conference All-Freshmen Team

## 2024-25

• Will miss the entire season due to hip injury

## 2023-24

• Made 33 appearances off the bench  
• Averaged 4.8 points and 2.2 rebounds per game  
• Shot 41.4% from the field and 34.1% from beyond the arc

## 2022-23 AT VMI

• Averaged 10.8 points and 5.0 rebounds per game over 32 games, including 26 starts  
• Shot .443 from the field and .335 from long range  
• Hit a triple in 21 contests with at least two in 11  
• Finished the season third on the team in scoring and field-goal percentage after posting 20 double-digit performances, including a career high 26 points in the regular season finale

## BIO

Graduated from Cedar Cliff in 2022... Four-year letterwinner... Scored over 1,000 points... Member of the National Honor Society... Posted a 4.1 GPA... Grandfather, Barry Houser, was drafted by the Pittsburgh Pirates and played professionally in the Western Carolina League where he would become an Eastern League All-Star

## GAME-BY-GAME

OPP.	MIN	FG-A	3PT-A	FT-A	OR	DR	TR	F	A	TO	BL	S	PTS
Bucknell													DNP - Hip
Robert Morris													DNP - Hip
Iona													DNP - Hip
Bryant													DNP - Hip
Vermont													DNP - Hip
Yale													DNP - Hip
Rider													DNP - Hip
Del. State													DNP - Hip
Duquesne													DNP - Hip
Chestnut Hill													DNP - Hip
Misericordia													DNP - Hip
Saint Peter's													DNP - Hip
St. John's													DNP - Hip
Northeastern													DNP - Hip
Monmouth													DNP - Hip
NC A&T													DNP - Hip
Hampton													DNP - Hip
Stony Brook													DNP - Hip
Elon													DNP - Hip
Hofstra													DNP - Hip
Drexel													DNP - Hip
Towson													DNP - Hip
Monmouth													DNP - Hip
UNCW													DNP - Hip
William & Mary													DNP - Hip
Towson													DNP - Hip
Campbell													DNP - Hip
Drexel													DNP - Hip
Hofstra													DNP - Hip
Charleston													DNP - Hip
UNCW													DNP - Hip

## MAJOR

Accounting

## CAREER HIGHS

### POINTS

26 at Western Caro. 2/25/23

### REBOUNDS

12 at The Citadel 2/2/23

### ASSISTS

3 at Elon 2/15/24

### BLOCKS

2, twice

### STEALS

1, 21 times

### FIELD GOALS

10 at Western Caro. 2/25/23

### FIELD GOAL ATT.

24 at Western Caro. 2/25/23

### 3-POINTS FIELD GOALS

5 at Western Caro. 2/25/23

### 3-POINT FIELD GOAL ATT.

16 at Western Caro. 2/25/23

### FREE THROWS

4, six times

### FREE THROW ATT.

6, twice

## SEASON HIGHS

### POINTS

### REBOUNDS

### ASSISTS

### BLOCKS

### STEALS

### FIELD GOALS

### FIELD GOAL ATT.

### 3-POINTS FIELD GOALS

### 3-POINT FIELD GOAL ATT.

### FREE THROWS

### FREE THROW ATT.












### MINUTES PLAYED

				Field Goals		3-Point		F-Throws		Rebounds										Scoring	
SEASON	TEAM	GP-GS	MIN/AVG	FG-FGA	FG%	3FG-3FGA	3FG%	FT-FTA	FT%	OFF	DEF	TOT	AVG	PF-FO	A	TO	BLK	STL	PTS	AVG	
2022-23	VMI	32-26	837/26.2	129-291	.443	43-121	.355	44-60	.733	49	112	161	5.0	64-1	14	48	14	12	345	10.8	
2023-24	UD	33-0	506/15.3	58-140	.414	29-85	.341	15-20	.750	19	55	74	2.2	58-2	16	25	7	9	160	4.8	
TOTAL FOR UD		33-0	506/15.3	58-140	.414	29-85	.341	15-20	.750	19	55	74	2.2	58-2	16	25	7	9	160	4.8	
TOTAL		65-26	1343/20.7	187-431	.434	72-206	.350	59-80	.738	68	167	235	3.6	122-3	30	73	21	21	505	7.8	

# DELAWARE BLUE HENS TV & RADIO CHART

**NOTES:** Delaware returns seven players from last season and welcomes eight newcomers ... 90-23 under Ingelsby when holding opponents under 70 points, including 50-8 over last four seasons, 16-1 last season, and 5-1 this season ... 50-32 under Ingelsby in five-point games, 33-19 in one score games ... Tallied 100 pts over Yale - first time over DI opponent since 2013 and first over DI in regulation since 2001 ... Made 17 3FG vs Delaware State - most since 2000 ... Have made 10 3FG in eight games, including 15 in three games

RECORD	2024-25	LAST YR.	STATS	DEL	OPP	DRX	OPP	LAST THREE GAMES...
<b>Overall</b>	<b>12-15</b>	<b>19-14</b>	<b>FG%</b>	47.0	44.8	45.3	41.3	<b>Feb. 15</b> <b>Campbell</b> <b>L, 96-91</b>
<b>CAA</b>	<b>5-9</b>	<b>10-8</b>	<b>3PT%</b>	37.4	35.1	34.9	30.3	<i>Second half woes hurt Hens against Camels</i>
<b>Home</b>	<b>8-5</b>	<b>8-5</b>	<b>FT%</b>	77.9	73.9	68.1	69.9	<b>Feb. 13</b> <b>at Towson</b> <b>L, 75-70</b>
<b>Away</b>	<b>3-9</b>	<b>8-6</b>	<b>Points</b>	77.3	77.8	70.0	67.0	<i>Rebounding haunts Hens at top-ranked Towson</i>
<b>Neutral</b>	<b>1-1</b>	<b>3-3</b>	<b>Rebounds</b>	32.4	37.5	37.6	33.1	<b>Feb. 8</b> <b>William &amp; Mary</b> <b>W, 77-64</b>
			<b>Assists</b>	14.0	12.4	13.0	11.9	<i>Hens back in the win column with stout defense</i>

	<div>#0 GABE MOSS</div> <div>Jr. • F • 6-8 • 218 • Pottstown, Pa. • The Hill School</div> <table><tr><td>PPG</td><td>3.1</td><td>SPG</td><td>0.1</td><td>FG%</td><td>60.6</td></tr><tr><td>RPG</td><td>1.0</td><td>BPG</td><td>0.1</td><td>3FG%</td><td>--</td></tr><tr><td>APG</td><td>0.1</td><td>MPG</td><td>7.5</td><td>FT%</td><td>44.4</td></tr></table> <div><ul style="list-style-type: none"><li>• Played in 14 games this season</li><li>• Notched a career-best 10 points against Chestnut Hill on 4-of-5 shooting</li><li>• Missed first two seasons due to injury</li><li>• Made collegiate debut vs Bucknell; first game in 1,021 days dating back to senior year of high school</li></ul></div>	PPG	3.1	SPG	0.1	FG%	60.6	RPG	1.0	BPG	0.1	3FG%	--	APG	0.1	MPG	7.5	FT%	44.4	<div>POINTS</div> <div>10 vs Chestnut Hill 12/10/24</div> <div>REBOUNDS</div> <div>3, three times</div> <div>ASSISTS</div> <div>1, twice</div> <div>BLOCKS</div> <div>1, twice</div> <div>STEALS</div> <div>1, twice</div> <div>MINUTES</div> <div>15 at St. John's 12/28/24</div> <div>LAST GAME</div> <div>DNP - Coach's Decision</div>
PPG	3.1	SPG	0.1	FG%	60.6															
RPG	1.0	BPG	0.1	3FG%	--															
APG	0.1	MPG	7.5	FT%	44.4															
	<div>#1 IZAIHA PASHA (eye-ZAY-uh)</div> <div>Fr. • G • 6-4 • 190 • Harrisburg, Pa. • Cardinal O'Hara</div> <table><tr><td>PPG</td><td>11.4</td><td>SPG</td><td>0.7</td><td>FG%</td><td>51.0</td></tr><tr><td>RPG</td><td>3.8</td><td>BPG</td><td>0.6</td><td>3FG%</td><td>34.1</td></tr><tr><td>APG</td><td>3.3</td><td>MPG</td><td>27.9</td><td>FT%</td><td>77.8</td></tr></table> <div><ul style="list-style-type: none"><li>• 5x CAA Rookie of the Week</li><li>• Tallied 10+ points in 16 of last 21 games, including six with 15+</li><li>• Nearing double-double with 17 pts and career-high 9 assist vs Campbell; added career-best 4 steals</li><li>• Set career-highs in points (22) and assists (6) at NC A&amp;T</li><li>• Became first freshman to start a season opener since Kevin Anderson and Chyree Walker in 2017</li><li>• Previously signed with Rick Pittino and Iona before reclassifying and playing prep at St. Thomas More</li><li>• Three star recruit by 247 Sports</li></ul></div>	PPG	11.4	SPG	0.7	FG%	51.0	RPG	3.8	BPG	0.6	3FG%	34.1	APG	3.3	MPG	27.9	FT%	77.8	<div>POINTS</div> <div>22 at NC A&amp;T 1/9/25</div> <div>REBOUNDS</div> <div>9 vs Yale 11/24/24</div> <div>ASSISTS</div> <div>9 vs Campbell 2/15/25</div> <div>BLOCKS</div> <div>2, twice</div> <div>STEALS</div> <div>4 vs Campbell 2/15/25</div> <div>MINUTES</div> <div>38 vs UNCW 2/6/25</div> <div>LAST GAME</div> <div>17 pts, CH 9 asts, CH 4 steals</div>
PPG	11.4	SPG	0.7	FG%	51.0															
RPG	3.8	BPG	0.6	3FG%	34.1															
APG	3.3	MPG	27.9	FT%	77.8															
	<div>#2 JOHN CAMDEN</div> <div>Sr. • F • 6-8 • 220 • Downingtown, Pa. • Brewster Academy • Virginia Tech/Memphis</div> <table><tr><td>PPG</td><td>16.4</td><td>SPG</td><td>1.0</td><td>FG%</td><td>46.6</td></tr><tr><td>RPG</td><td>5.1</td><td>BPG</td><td>0.4</td><td>3FG%</td><td>41.7</td></tr><tr><td>APG</td><td>2.1</td><td>MPG</td><td>33.6</td><td>FT%</td><td>78.3</td></tr></table> <div><ul style="list-style-type: none"><li>• 1x CAA Player of the Week</li><li>• Started every game this season</li><li>• Posted first career double-double with 21 pts and career-best 10 rebounds at NC A&amp;T</li><li>• Nearing triple-double vs Monmouth with 15 points, 8 rebounds, and 7 assists</li><li>• Tallied 10+ in 21 games, 15+ in 15, 20+ in eight, 30+ in two</li><li>• Dropped career-high 35 points at St. John's and tied single-game record of nine triples made</li><li>• One of 17 players in the country to make at least nine threes in a game this season</li></ul></div>	PPG	16.4	SPG	1.0	FG%	46.6	RPG	5.1	BPG	0.4	3FG%	41.7	APG	2.1	MPG	33.6	FT%	78.3	<div>POINTS</div> <div>35 at St. John's 12/28/24</div> <div>REBOUNDS</div> <div>10 at NC A&amp;T 1/9/25</div> <div>ASSISTS</div> <div>7 vs Monmouth 1/4/25</div> <div>BLOCKS</div> <div>2, three times</div> <div>STEALS</div> <div>3, four times</div> <div>MINUTES</div> <div>40 at St. John's 12/28/24</div> <div>LAST GAME</div> <div>10 pts, 5 asts, 3 rbs</div>
PPG	16.4	SPG	1.0	FG%	46.6															
RPG	5.1	BPG	0.4	3FG%	41.7															
APG	2.1	MPG	33.6	FT%	78.3															
	<div>#3 CAVAN REILLY (CAV-in)</div> <div>Jr. • G • 6-4 • 188 • Lovettsville, Va. • Bishop O'Connell</div> <table><tr><td>PPG</td><td>12.9</td><td>SPG</td><td>1.2</td><td>FG%</td><td>48.6</td></tr><tr><td>RPG</td><td>3.1</td><td>BPG</td><td>0.2</td><td>3FG%</td><td>36.1</td></tr><tr><td>APG</td><td>1.6</td><td>MPG</td><td>32.9</td><td>FT%</td><td>85.5</td></tr></table> <div><ul style="list-style-type: none"><li>• 11th all-time in program history with 152 3FGs</li><li>• Started every game played this season; missed two games due to illness</li><li>• Tied career-high with 24 points against Campbell</li><li>• Scored 10+ points in 16 games this season, including 15+ in 11, and 20+ in three</li><li>• Scored CH 24 points on 7-13 shooting, including 6-11 from three against UNCG last year</li><li>• Led team and third nationally among freshmen in 3FG with minimum 25 made during rookie campaign</li><li>• Set program record for three-point field goal percentage by a rookie (45.3)</li></ul></div>	PPG	12.9	SPG	1.2	FG%	48.6	RPG	3.1	BPG	0.2	3FG%	36.1	APG	1.6	MPG	32.9	FT%	85.5	<div>POINTS</div> <div>24, twice</div> <div>REBOUNDS</div> <div>6, three times</div> <div>ASSISTS</div> <div>4, twice</div> <div>BLOCKS</div> <div>1, 12 times</div> <div>STEALS</div> <div>6 at Towson 2/13/25</div> <div>MINUTES</div> <div>39 at Hampton 1/11/25</div> <div>LAST GAME</div> <div>CH 24 pts, 3 rbs, 3 asts</div>
PPG	12.9	SPG	1.2	FG%	48.6															
RPG	3.1	BPG	0.2	3FG%	36.1															
APG	1.6	MPG	32.9	FT%	85.5															
	<div>#4 NIELS LANE (NYE-uhls)</div> <div>Sr. • G • 6-5 • 215 • Freehold, N.J. • Roselle Catholic • Florida</div> <table><tr><td>PPG</td><td>13.3</td><td>SPG</td><td>1.3</td><td>FG%</td><td>51.0</td></tr><tr><td>RPG</td><td>4.4</td><td>BPG</td><td>0.6</td><td>3FG%</td><td>35.4</td></tr><tr><td>APG</td><td>2.4</td><td>MPG</td><td>30.5</td><td>FT%</td><td>72.5</td></tr></table> <div><ul style="list-style-type: none"><li>• Tallied first career double-double with 10 points and 10 rebounds against Elon</li><li>• Scored at least 10 points in all but four games this season, including 12+ in all but five</li><li>• Recorded 20 points, 9 rebounds, and 6 assists in win over Stony Brook; was third 20+ point outing this year</li><li>• Nearing first career double-double with 12 pts and career-best nine assists vs Misericordia</li><li>• Dropped a game-high 20 points on 8-of-10 shooting at Duquesne</li><li>• Tallied career-high 22 points vs NC A&amp;T, including highs in triples and 3FG attempts (4-for-5) last year</li><li>• Nationally-ranked fencer in middle school</li></ul></div>	PPG	13.3	SPG	1.3	FG%	51.0	RPG	4.4	BPG	0.6	3FG%	35.4	APG	2.4	MPG	30.5	FT%	72.5	<div>POINTS</div> <div>22 vs NC A&amp;T 1/25/24</div> <div>REBOUNDS</div> <div>10 vs Elon 1/18/25</div> <div>ASSISTS</div> <div>9 vs Misericordia 12/17/24</div> <div>BLOCKS</div> <div>2, five times</div> <div>STEALS</div> <div>5 vs Misericordia 12/17/24</div> <div>MINUTES</div> <div>39 vs Towson 1/27/24</div> <div>LAST GAME</div> <div>12 pts, 3 asts, 2 rbs, 2 stls</div>
PPG	13.3	SPG	1.3	FG%	51.0															
RPG	4.4	BPG	0.6	3FG%	35.4															
APG	2.4	MPG	30.5	FT%	72.5															
	<div>#5 MACON EMORY (MAKE-in)</div> <div>Fr. • G • 6-8 • 185 • Devon, Pa. • Perkiomen</div> <table><tr><td>PPG</td><td>3.5</td><td>SPG</td><td>0.5</td><td>FG%</td><td>38.3</td></tr><tr><td>RPG</td><td>2.8</td><td>BPG</td><td>0.6</td><td>3FG%</td><td>32.7</td></tr><tr><td>APG</td><td>0.6</td><td>MPG</td><td>15.2</td><td>FT%</td><td>75.0</td></tr></table> <div><ul style="list-style-type: none"><li>• Played in all but two games this season with three starts; Made first career start vs Monmouth</li><li>• Tallied back-to-back career scoring efforts against Monmouth (11) and NC A&amp;T (12)</li><li>• Notched career high eight rebounds in career best 28 minutes vs Monmouth</li><li>• Joins brother Houston as one of 17 brothers to play on same team this season nationwide</li><li>• Played with brother Houston and teammate Kobe Jerome at Blue Ridge School</li><li>• Both parents played basketball at CAA rival William &amp; Mary; he and Houston are two of five nationally to have parent play basketball at conference rival</li></ul></div>	PPG	3.5	SPG	0.5	FG%	38.3	RPG	2.8	BPG	0.6	3FG%	32.7	APG	0.6	MPG	15.2	FT%	75.0	<div>POINTS</div> <div>12 at NC A&amp;T 1/9/25</div> <div>REBOUNDS</div> <div>8, twice</div> <div>ASSISTS</div> <div>3 vs Stony Brook 1/16/25</div> <div>BLOCKS</div> <div>3 vs Misericordia 12/17/24</div> <div>STEALS</div> <div>3 at Drexel 1/25/25</div> <div>MINUTES</div> <div>32 vs UNCW 2/6/25</div> <div>LAST GAME</div> <div>8 pts in 16 min off the bench</div>
PPG	3.5	SPG	0.5	FG%	38.3															
RPG	2.8	BPG	0.6	3FG%	32.7															
APG	0.6	MPG	15.2	FT%	75.0															
	<div>#7 TAHRON ALLEN (TUH-run)</div> <div>Sr. • G • 6-5 • 200 • Brooklyn, N.Y. • Brooklyn Collegiate • Wagner/Monmouth</div> <table><tr><td>PPG</td><td>5.7</td><td>SPG</td><td>0.6</td><td>FG%</td><td>44.3</td></tr><tr><td>RPG</td><td>1.2</td><td>BPG</td><td>0.1</td><td>3FG%</td><td>44.0</td></tr><tr><td>APG</td><td>1.0</td><td>MPG</td><td>16.3</td><td>FT%</td><td>58.8</td></tr></table> <div><ul style="list-style-type: none"><li>• Played in 16 games this season; missed 11-straight before return at Drexel</li><li>• Dropped a season-high 14 points in win at Iona</li><li>• NEC Champion and Tournament MVP at Wagner last year</li><li>• Tallied 10.5 points and 5.1 rebounds per game last season</li><li>• Spent two seasons at Monmouth before leaving for Wagner</li><li>• Tallied 10+ points in 17 games for the Seahawks, including a trio at 20+</li></ul></div>	PPG	5.7	SPG	0.6	FG%	44.3	RPG	1.2	BPG	0.1	3FG%	44.0	APG	1.0	MPG	16.3	FT%	58.8	<div>POINTS</div> <div>23 at NC A&amp;T 1/28/23</div> <div>REBOUNDS</div> <div>12 vs Molloy 11/9/23</div> <div>ASSISTS</div> <div>5 vs Delaware St 12/3/24</div> <div>BLOCKS</div> <div>2, twice</div> <div>STEALS</div> <div>6 at Stony Brook 2/8/23</div> <div>MINUTES</div> <div>40 at Merrimack 3/12/24</div> <div>LAST GAME</div> <div>2 pts, 3 asts</div>
PPG	5.7	SPG	0.6	FG%	44.3															
RPG	1.2	BPG	0.1	3FG%	44.0															
APG	1.0	MPG	16.3	FT%	58.8															
	<div>#8 KEVIN KOGBARA (kog-BAR-uh)</div> <div>Jr. • F • 6-8 • 275 • Peoria, Ariz. • Dream City • Bishop State/Allan Hancock</div> <table><tr><td>PPG</td><td>1.7</td><td>SPG</td><td>0.2</td><td>FG%</td><td>36.6</td></tr><tr><td>RPG</td><td>2.0</td><td>BPG</td><td>0.1</td><td>3FG%</td><td>28.6</td></tr><tr><td>APG</td><td>0.5</td><td>MPG</td><td>6.8</td><td>FT%</td><td>50.0</td></tr></table> <div><ul style="list-style-type: none"><li>• Played in all but six games this season; Making first career start at Monmouth</li><li>• Tallied career highs in points (8) and rebounds (6) vs Monmouth</li><li>• Made NCAA debut against Bucknell; scored first point against Robert Morris</li><li>• Spent two years at JUCO level - first at Allan Hancock, second at Bishop State</li><li>• Holds associates degree from Bishop State</li><li>• Played in 50 career games at JUCO level</li></ul></div>	PPG	1.7	SPG	0.2	FG%	36.6	RPG	2.0	BPG	0.1	3FG%	28.6	APG	0.5	MPG	6.8	FT%	50.0	<div>POINTS</div> <div>8 vs Monmouth 1/4/25</div> <div>REBOUNDS</div> <div>6, twice</div> <div>ASSISTS</div> <div>2, three times</div> <div>BLOCKS</div> <div>1, twice</div> <div>STEALS</div> <div>1, three times</div> <div>MINUTES</div> <div>23 vs UNCW 2/6/25</div> <div>LAST GAME</div> <div>1 min off the bench</div>
PPG	1.7	SPG	0.2	FG%	36.6															
RPG	2.0	BPG	0.1	3FG%	28.6															
APG	0.5	MPG	6.8	FT%	50.0															
	<div>#11 KOBE JEROME</div> <div>Sr. • G • 6-4 • 190 • Harlem, N.Y. • Blue Ridge School</div> <table><tr><td>PPG</td><td>0.9</td><td>SPG</td><td>0.1</td><td>FG%</td><td>30.0</td></tr><tr><td>RPG</td><td>0.3</td><td>BPG</td><td>--</td><td>3FG%</td><td>12.5</td></tr><tr><td>APG</td><td>0.8</td><td>MPG</td><td>5.1</td><td>FT%</td><td>--</td></tr></table> <div><ul style="list-style-type: none"><li>• Appeared in eight games this season</li><li>• Played in 23 games last season</li><li>• Went 6-for-6 from long range against Goldey-Beacom last year</li><li>• Brother of Ty Jerome - current Cleveland Cavalier and former national champion at Virginia</li><li>• Played at Blue Ridge School with Houston and Macon Emory</li></ul></div>	PPG	0.9	SPG	0.1	FG%	30.0	RPG	0.3	BPG	--	3FG%	12.5	APG	0.8	MPG	5.1	FT%	--	<div>POINTS</div> <div>18 vs Goldey-Beacom 11/8/23</div> <div>REBOUNDS</div> <div>4 vs Hampton 3/9/24</div> <div>ASSISTS</div> <div>4 at Delaware State 11/15/23</div> <div>BLOCKS</div> <div>1 vs Goldey-Beacom 11/8/23</div> <div>STEALS</div> <div>1, four times</div> <div>MINUTES</div> <div>25 vs Hampton 3/9/24</div> <div>LAST GAME</div> <div>DNP - Coach's Decision</div>
PPG	0.9	SPG	0.1	FG%	30.0															
RPG	0.3	BPG	--	3FG%	12.5															
APG	0.8	MPG	5.1	FT%	--															
	<div>#13 TRENT MIDDLETON JR.</div> <div>So. • G • 6-3 • 180 • Philadelphia, Pa. • Philadelphia Math, Civics, and Sciences • Ball State</div> <table><tr><td>PPG</td><td>5.5</td><td>SPG</td><td>0.8</td><td>FG%</td><td>40.7</td></tr><tr><td>RPG</td><td>3.0</td><td>BPG</td><td>0.1</td><td>3FG%</td><td>23.7</td></tr><tr><td>APG</td><td>1.9</td><td>MPG</td><td>18.7</td><td>FT%</td><td>85.3</td></tr></table> <div><ul style="list-style-type: none"><li>• Played in all but four games this season, making first start as a Hen against Misericordia</li><li>• Tallied first career double-double with 15 points and career-high 10 boards against William &amp; Mary</li><li>• Scored career-high 16 points vs UNCW</li><li>• Grabbed career-high nine rebounds at Monmouth, nearing double-double with 11 points</li><li>• Swiped career-best three steals at Hampton</li><li>• Started seven of 29 games last season at Ball State</li><li>• Averaged 6.2 points, 2.6 rebounds, and 1.9 assists during rookie season for Cardinals</li></ul></div>	PPG	5.5	SPG	0.8	FG%	40.7	RPG	3.0	BPG	0.1	3FG%	23.7	APG	1.9	MPG	18.7	FT%	85.3	<div>POINTS</div> <div>16 vs UNCW 2/6/25</div> <div>REBOUNDS</div> <div>10 vs William &amp; Mary 2/8/25</div> <div>ASSISTS</div> <div>7 vs Goshen 11/7/23</div> <div>BLOCKS</div> <div>2 at Duquesne 12/7/24</div> <div>STEALS</div> <div>3 at Hampton 1/11/25</div> <div>MINUTES</div> <div>38 vs Ohio 2/6/24</div> <div>LAST GAME</div> <div>DNP - Illness</div>
PPG	5.5	SPG	0.8	FG%	40.7															
RPG	3.0	BPG	0.1	3FG%	23.7															
APG	1.9	MPG	18.7	FT%	85.3															
	<div>#15 HOUSTON EMORY</div> <div>Jr. • F • 6-9 • 195 • Devon, Pa. • Blue Ridge School</div> <table><tr><td>PPG</td><td>1.1</td><td>SPG</td><td>0.3</td><td>FG%</td><td>35.7</td></tr><tr><td>RPG</td><td>1.6</td><td>BPG</td><td>0.4</td><td>3FG%</td><td>--</td></tr><tr><td>APG</td><td>0.2</td><td>MPG</td><td>6.8</td><td>FT%</td><td>45.5</td></tr></table> <div><ul style="list-style-type: none"><li>• Played in 14 games this season; making first career start at Northeastern</li><li>• Notched career-high 3 blocks at Rider</li><li>• Joins brother Macon as one of 17 brothers to play on same team this season nationwide</li><li>• Spent time at Blue Ridge School with brother Macon and teammate Kobe Jerome</li><li>• Both parents played basketball at CAA rival William &amp; Mary; he and Macon are two of five nationally to have parent play basketball at conference rival</li></ul></div>	PPG	1.1	SPG	0.3	FG%	35.7	RPG	1.6	BPG	0.4	3FG%	--	APG	0.2	MPG	6.8	FT%	45.5	<div>POINTS</div> <div>4 vs Hartford 11/26/22</div> <div>REBOUNDS</div> <div>5 vs Robert Morris 11/7/24</div> <div>ASSISTS</div> <div>2 at Iona 11/12/24</div> <div>BLOCKS</div> <div>3 at Rider 11/30/24</div> <div>STEALS</div> <div>2, twice</div> <div>MINUTES</div> <div>14 at Iona 11/12/24</div> <div>LAST GAME</div> <div>DNP - Coach's Decision</div>
PPG	1.1	SPG	0.3	FG%	35.7															
RPG	1.6	BPG	0.4	3FG%	--															
APG	0.2	MPG	6.8	FT%	45.5															
	<div>#20 ERIK TIMKO</div> <div>Gr. • G • 6-5 • 200 • Audubon, Pa. • Methacton • Jefferson</div> <table><tr><td>PPG</td><td>12.3</td><td>SPG</td><td>0.6</td><td>FG%</td><td>46.2</td></tr><tr><td>RPG</td><td>4.1</td><td>BPG</td><td>0.3</td><td>3FG%</td><td>42.0</td></tr><tr><td>APG</td><td>1.9</td><td>MPG</td><td>31.3</td><td>FT%</td><td>87.4</td></tr></table> <div><ul style="list-style-type: none"><li>• Became 16th active player in all NCAA men's basketball to reach 2k career points in game vs Stony Brook</li><li>• Tallied season-high 29 points against Misericordia</li><li>• Became 34th active player with 250 in career and 1 of 4 with less than 100 games at Duquesne</li><li>• DII All-American transfer from Jefferson</li><li>• 2x CACC Player of the Year, 1x CACC Rookie of the Year, 3x All-CACC First Team selection</li><li>• 96 career games with 10+ points, 53 with 20+ points</li><li>• 19.6 ppg, 4.2 rpg, 3.0 apg over 32 games played last season</li></ul></div>	PPG	12.3	SPG	0.6	FG%	46.2	RPG	4.1	BPG	0.3	3FG%	42.0	APG	1.9	MPG	31.3	FT%	87.4	<div>POINTS</div> <div>36 vs Felician 12/31/22</div> <div>REBOUNDS</div> <div>10, twice</div> <div>ASSISTS</div> <div>7, four times</div> <div>BLOCKS</div> <div>2, three times</div> <div>STEALS</div> <div>5 at Staten Island 11/18/23</div> <div>MINUTES</div> <div>40 at Kutztown 11/16/22</div> <div>LAST GAME</div> <div>18 pts, 3 rbs, 3 asts</div>
PPG	12.3	SPG	0.6	FG%	46.2															
RPG	4.1	BPG	0.3	3FG%	42.0															
APG	1.9	MPG	31.3	FT%	87.4															

COACHING STAFF	
HC:	Martin Ingelsby (Notre Dame '01)
Record/Career:	143-132/same (9 years)
ASSOC HC:	Bill Phillips (Saint Joseph's '01), 9th season
AC:	JJ Butler (Lipscomb '16), 2nd season
AC:	Danny O'Connor (Indiana '16), 9th season
AC:	Christian Nunez (Farmingdale St '13), 1st season

#10 BRANDON BAFFONE	#12 ALEX MCFADDEN	#44 TYLER HOUSER
<i>(buh-PHONE)</i>		
Fr. • G • 6-1 • 175 Hockessin, Del. • Salesianum	Fr. • G • 6-1 • 160 Wayne, Pa. • Radnor	Jr. • F • 6-9 • 235 • Camp Hill, Pa. • Cedar Cliff • VMI
PPG 0.6 FG% 1-3	PPG 0.6 FG% 1-2	PPG 4.8 FG% 41.4
RPG 0.2 3FG% 1-2	RPG -- 3FG% 0-1	RPG 2.2 3FG% 34.1
APG -- FT% --	APG -- FT% 1-1	APG 0.5 FT% 75.0

UPCOMING GAMES...			
Sat., Feb. 22	Hofstra	4	FloCollege
Thu., Feb. 27	at Charleston	7	FloCollege
Sat., March 1	at UNCW	7	FloCollege

2023-24 stats





**GABE  
MOSS**  
So. | F | 6-8 | 218  
Pottstown, Pa.




**IZAIAH  
PASHA**  
Fr. | G | 6-4 | 190  
Harrisburg, Pa.



**JOHN  
CAMDEN**  
Sr. | F | 6-8 | 220  
Downingtown, Pa.



**CAVAN  
REILLY**  
Jr. | G | 6-4 | 188  
Lovettsville, Va.



**NIELS  
LANE**  
Sr. | G | 6-5 | 215  
Freehold, N.J.



**MACON  
EMORY**  
Fr. | F | 6-8 | 185  
Devon, Pa.



**TAHRON  
ALLEN**  
Sr. | G | 6-5 | 200  
Brooklyn, N.Y.



**KEVIN  
KOGBARA**  
Jr. | F | 6-8 | 275  
Peoria, Ariz.



**BRANDON  
BAFFONE**  
So. | G | 6-1 | 175  
Hockessin, Del.



**KOBE  
JEROME**  
Sr. | G | 6-4 | 190  
Harlem, N.Y.



**ALEX  
MCFADDEN**  
Fr. | G | 6-1 | 160  
Radnor, Pa.



**TRENT  
MIDDLETON JR.**  
So. | G | 6-3 | 180  
Philadelphia, Pa.



**HOUSTON  
EMORY**  
Jr. | F | 6-9 | 195  
Devon, Pa.



**ERIK  
TIMKO**  
Gr. | G | 6-5 | 200  
Audubon, Pa.



**TYLER  
HOUSER**  
Jr. | F | 6-9 | 235  
Camp Hill, Pa.



**MARTIN  
INGELSBY**  
Head Coach  
9th season



**BILL  
PHILLIPS**  
Assoc. Head Coach  
9th season




**JJ  
BUTLER**  
Assistant Coach  
2nd season



**DANNY  
O'CONNOR**  
Assistant Coach  
9th season



**CHRISTIAN  
NUNEZ**  
Assistant Coach  
1st season



**STEPHEN  
GALGANO**  
Director/Ops  
2nd season