

SIX-TIME NCAA PARTICIPANT | NINE-TIME CONFERENCE CHAMPIONS | 13 ALL-AMERICANS



# DELAWARE BLUE HENS

 MEN'S BASKETBALL  
GAME NOTES

 ED LEFURGE III | ASSISTANT AD, COMMUNICATIONS & CREATIVE SERVICES  
LEFURGE@UDEL.EDU | 732-600-6552 | @EL3THESID

## 2024-25 SCHEDULE

**9-7, 2-1CAA**

HOME: 5-2 | AWAY: 3-4 | NEUTRAL: 1-1

### NOVEMBER (4-3)

MONDAY	4	BUCKNELL	L, 73-85
THURSDAY	7	ROBERT MORRIS	W, 81-77
Tuesday	12	at Iona	W, 64-58
MONDAY	18	BRYANT <sup>^</sup>	L, 84-85
Saturday	23	vs. Vermont <sup>%</sup>	L, 71-75
Sunday	24	vs. Yale <sup>&amp;</sup>	W, 100-94
Saturday	30	at Rider	W, 72-66

### DECEMBER (3-3)

TUESDAY	3	DELAWARE STATE	W, 93-80
Friday	6	at Duquesne	L, 66-80
TUESDAY	10	CHESTNUT HILL	W, 78-51
TUESDAY	17	MISERICORDIA	W, 92-75
Friday	20	at Saint Peter's	L, 64-72
Saturday	28	at St. John's	L, 76-97

### JANUARY (2-1)

Thursday	2	at Northeastern*	L, 77-80
SATURDAY	4	MONMOUTH*	W, 84-64
Thursday	9	at North Carolina A&T*	W, 98-88
Saturday	11	at Hampton*	2 p.m.
THURSDAY	16	STONY BROOK*	6:30 P.M.
SATURDAY	18	ELON*	2 p.m.
Thursday	23	at Hofstra*	7 p.m.
Saturday	25	at Drexel*	2 p.m.
THURSDAY	30	TOWSON*	6:30 P.M.

### FEBRUARY

Saturday	1	at Monmouth*	2 p.m.
THURSDAY	6	UNCW*	6:30 P.M.
SATURDAY	8	WILLIAM & MARY*	2 p.m.
Thursday	13	at Towson*	7 p.m.
SATURDAY	15	CAMPBELL*	4 p.m.
THURSDAY	20	DREXEL*	6:30 P.M.
SATURDAY	22	HOFSTRA*	4 p.m.
Thursday	27	at Charleston*	7 p.m.

### MARCH

Saturday	1	at UNCW*	7 p.m.
----------	---	----------	--------

March 7-11 CAA Championship

 Home games in **BOLD**
<sup>^</sup> -SL24 UnLocke the Light Awareness Game

<sup>%</sup> - 2024 Naismith Basketball Hall of Fame Tip Off

<sup>\*</sup> - CAA game | All times EST

## FOLLOW THE HENS!



@DELAWAREMBB



TALE OF THE TAPE	PPG	OPP PPG	MARGIN	FG%	3FG%	FT%	RPG	REB MARGIN	APG	SPG	BPG	TO/G	TO MARGIN
DELAWARE	79.6	76.7	+2.9	46.9	38.3	78.0	34.9	-3.4	14.0	12.7	3.7	12.7	-1.4
HAMPTON	73.5	69.8	+3.7	41.2	33.3	75.7	37.5	+3.5	13.8	8.0	3.7	11.3	+2.8

## THE TEAMS


**DELAWARE BLUE HENS**  
(9-7, 2-1 CAA)

 HEAD COACH:  
CAREER RECORD:  
RECORD AT SCHOOL:

 MARTIN INGELSBY  
140-124 (9 SEASONS)  
SAME

**HAMPTON PIRATES**  
(8-8, 1-3 CAA)

 HEAD COACH:  
CAREER RECORD:  
RECORD AT SCHOOL:

 IVAN THOMAS  
8-8 (1 SEASON)  
SAME

## GAMEDAY AT A GLANCE

### HOW TO FOLLOW

 Watch ..... FloCollege  
Play-by-Play ..... Nathen Epstein  
Analyst ..... Terrence Green

 Radio ..... 94.7 FM WDSD  
Play-by-Play ..... Scott Klatzkin  
Analyst ..... Sean Kearny

Live Stats ..... BlueHenStats.com

### AGAINST HAMPTON

 All-Time ..... 7-2  
Ingelsby vs. .... 2-1  
At Home ..... 3-1  
On the Road ..... 3-1  
Neutral Sites ..... 1-0  
Current Streak ..... W2  
Last Meeting ..... W, 80-50 - 3/9/2024  
Largest Victory ..... 30 points - 80-50 - 3/9/2024  
Largest Defeat ..... 1 point - twice  
Last Win at Home ..... 80-53 - 1/4/2024  
Last win on the Road ..... 90-79 - 11/17/2013

### OPENING TIP

Delaware looks to complete the 2-0 CAA sweep this week with a road contest at Hampton.

The Blue Hens are becoming one of the best offenses in the CAA this season. Through three league games, UD is averaging 86.3 points per game which is best in the league by exactly seven points.

### KEY BLUE HEN NUMBERS

**9**
**John Camden** is just one of 12 players in the nation to make nine threes or more in a game this season.

**20**

Delaware is 20th in the nation, hitting 78.0 percent of its free throws this season.

**25**


The Hens rank 25th nationally and first in the CAA in three point field goal percentage at 38.3.


**70**

 Delaware is 89-22 under **Martin Ingelsby** when holding opponents below 70 points.

## PROJECTED STARTERS


**#1**
**IZAIAH PASHA**

**#3**
**CAVAN REILLY**

**#20**
**ERIK TIMKO**

**#4**
**NIELS LANE**

**#2**
**JOHN CAMDEN**

PPG:	11.4	PPG:	12.1	PPG:	12.1	PPG:	14.3	PPG:	16.9
RPG:	4.0	RPG:	3.5	RPG:	4.7	RPG:	4.1	RPG:	5.6
FG%:	49.2	FG%:	46.6	FG%:	43.4	FG%:	52.6	FG%:	48.0
3FG%:	25.0	3FG%:	36.7	3FG%:	40.5	3FG%:	43.8	3FG%:	43.9

# 2024-25 DELAWARE BLUE HENS



#	NAME	POS.	CL.	HT.	WT.	HOMETOWN / HIGH SCHOOL (LAST SCHOOL)
00	Gabe Moss	F	So.	6-8	218	Pottstown, Pa. / The Hill School
1	Izaiah Pasha	G	Fr.	6-4	190	Harrisburg, Pa. / Cardinal O'Hara
2	John Camden	F	Sr.	6-8	220	Downingtown, Pa. / Brewster Academy (Memphis/Virginia Tech)
3	Cavan Reilly	G	Jr.	6-4	188	Lovettsville, Va. / Bishop O'Connell
4	Niels Lane	G	Sr.	6-5	215	Freehold, N.J. / Roselle Catholic (Florida)
5	Macon Emory	F	Fr.	6-8	185	Devon, Pa. / Perkiomen
7	Tahron Allen	G	Sr.	6-5	200	Brooklyn, N.Y. / Brooklyn Collegiate (Monmouth/Wagner)
8	Kevin Kogbara	F	Jr.	6-8	275	Peoria, Ariz. / Dream City (Bishop State/Allan Hancock)
10	Brandon Baffone	G	So.	6-1	175	Hockessin, Del. / Salesianum
11	Kobe Jerome	G	Sr.	6-4	190	Harlem, N.Y. / Blue Ridge School (UC Riverside)
12	Alex McFadden	G	Fr.	6-1	160	Wayne, Pa. / Radnor
13	Trent Middleton Jr.	G	So.	6-3	180	Philadelphia, Pa. / Philadelphia Math, Civics, and Sciences (Ball State)
15	Houston Emory	F	Jr.	6-9	195	Devon, Pa. / Blue Ridge School
20	Erik Timko	G	Gr.	6-5	200	Audubon, Pa. / Methacton (Jefferson)
44	Tyler Houser	F	Jr.	6-9	235	Camp Hill, Pa. / Cedar Cliff (VMI)

## HEAD COACH:

## ASSOCIATE HEAD COACH:

## ASSISTANT COACH:

## ASSISTANT COACH:

## ASSISTANT COACH/DIRECTOR OF PLAYER DEVELOPMENT:

## DIRECTOR OF BASKETBALL OPERATIONS:

Martin Ingelsby (Notre Dame '01), ninth season

Bill Phillips (Saint Joseph's '01), ninth season

JJ Butler (Lipscomb '16), second season

Danny O'Connor (Indiana '16), ninth season

Christian Nunez (Farmingdale State '13), first season

Stephen Galgano (Delaware '20), second season

## PRO-NUN-SEE-AY-SHUNS:

1 – eye-ZAY-uh

3 – CAV-in

4 – NYE-uhs

5 – MAKE-in

7 – TUH-ron

9 – COG-bar-uh

10 – BUH-phone

HC – in-GULS-bee

new-ARK

## ROSTER BY STATE

**PENNSYLVANIA (9):** John Camden, Houston Emory, Macon Emory, Tyler Houser, Alex McFadden, Trent Middleton Jr., Gabe Moss, Izaiah Pasha, Erik Timko

**NEW YORK (2):** Tahron Allen, Kobe Jerome

**ARIZONA (1):** Kevin Kogbara

**DELAWARE (1):** Brandon Baffone

**NEW JERSEY (1):** Niels Lane

**VIRGINIA (1):** Cavan Reilly

## ROSTER BY CLASS

**GRADUATE (1):** Erik Timko

**SENIOR (4):** Tahron Allen, John Camden, Kobe Jerome, Niels Lane

**JUNIOR (5):** Cavan Reilly, Houston Emory, Gabe Moss, Tyler Houser, Kevin Kogbara

**SOPHOMORE (2):** Brandon Baffone, Trent Middleton Jr.

**FRESHMAN (3):** Macon Emory, Alex McFadden, Izaiah Pasha

# QUICK FACTS

## UNIVERSITY OF DELAWARE

Location.....Newark, Delaware  
 Founded.....1743  
 Enrollment.....23,613  
 President.....Dennis Assanis  
 Nickname.....Blue Hens  
 Colors.....Blue & Gold  
 Website.....udel.edu  
 Director of Athletics.....Chrissi Rawak  
 Athletic Website.....bluehens.com  
 Home Court (Cap.).....  
 .....Bob Carpenter Center (5,000)  
 Conference....Coastal Athletic Association

## ALL-TIME

First Year of Competition.....1905-06  
 Record.....1283-1369-2  
 CAA Record.....182-213  
 CAA Tournament Appearances.....22  
 CAA Tournament Record.....19-20  
 NCAA Appearances.....6  
 .....1992, 1993, 1998, 1999, 2014, 2022  
 NCAA Tournament Record.....0-6  
 Postseason NIT Appearances.....1 (2000)  
 NIT Record.....0-1  
 CBI Appearances.....1 (2012)  
 CBI Record.....0-1

## TEAM INFORMATION

Head Coach.....Martin Ingelsby  
 Alma Mater (Year).....Notre Dame '01  
 Career Record/Years.....140-124/9 years  
 Record at UD/Years.....same  
 CAA Record.....65-73  
 Assoc. Head Coach.....Bill Phillips  
 Alma Mater (Year).....Saint Joseph's '01  
 Assistant Coach.....JJ Butler  
 Alma Mater (Year).....Lipscomb '16  
 Assistant Coach.....Danny O'Connor  
 Alma Mater (Year).....Indiana '16  
 Assistant Coach.....Christian Nunez  
 Alma Mater (Year).....Farmingdale State '13  
 Director of Ops.....Stephen Galgano  
 Alma Mater (Year).....Delaware '20

## THE BLUE HENS

Letterwinners Returning/Lost.....7/8  
 Starters Returning/Lost.....2/3  
 Newcomers.....8  
 2023-24 Overall Record.....19-14  
 2023-24 CAA Record.....10-8  
 2023-24 CAA Finish.....6th  
 2023-24 CAA Tourn. Finish.....Quarters  
 2023-24 Postseason.....n/a

## MEDIA RELATIONS

MBB Contact.....Ed LeFurge III  
 Cell Phone.....732-600-6552  
 Email Address.....lefurge@udel.edu  
 X.....@EL3theSID

## INTERVIEW REQUESTS

All requests for interviews with Martin Ingelsby and the Delaware student-athletes must be arranged through Ed LeFurge III. Advance notice of at least 24 hours is preferred, but every attempt will be made to accommodate all requests. No one will be available for interviews on game day, except for post game interviews.

## NEARING HISTORY

**Erik Timko** needs 15 points to reach 2,000 for his career. He will become the 16th active player in all of NCAA basketball to hit that number. Should he score exactly 15 against Hampton, that would mean he's averaged 19.6 points per game over 102 games played.

## AMONG THE LEAGUE LEADERS

Overall, Delaware ranks among the top 5 in the league in the following categories:

Category	#	CAA	NCAA
3FG%	38.3	1	25
FT %	78.0	2	20
Eff. FG pct	.549	2	60
Fastbreak pts	13.56	2	60
3FG/Game	9.3	2	66
FT Made/Game	15.9	2	70
FG%	46.9	2	89
Scoring Off.	79.6	3	78
FT Att./Game	20.4	4	131
3-Pt Att./Game	24.1	4	139
Blocks/Game	3.7	5	125
Winning %	56.3	5	166
Assts/Game	14.0	5	175

## OFFENSIVE ONSLAUGHT

The UD offense has been something to talk about this season with the Hens having one of the best units in the CAA. Through three league games, Delaware leads the conference in scoring offense (86.3), field goal percentage (51.4), and three-point field goal percentage (44.8).

## NOT SO MUCH AGGIE PRIDE

Delaware has owned the series against North Carolina A&T and moved to 4-0 all-time after a 98-88 win last go around. The Hens set eight different career highs in the game.

## FIRST TIMERS

Brothers **Houston Emory** and **Macon Emory** each made their first career starts in back-to-back games with Houston against Northeastern and Macon against Monmouth.

## BIG APPLE, BIG PERFORMANCE

**John Camden** tallied the best performance of his career in the Big Apple against RV/24 St. John's as he set career marks in points (35), field goals (13), field goal attempts (18), three pointers (9), and tied career highs in assists (4) and steals (3). His nine triples tied the program single-game record set by **Ithiel Horton** on January 10, 2019 at UNCW. Camden is just one of 12 players in the country to make nine threes or more in a game this season. Of those 12 players, Camden is the only one listed at 6'8" or taller.

## HIGH ROLLERS

Delaware has scored 90+ points four times this season, marking the first time since 2013-14. The last time UD tallied five games of 90+ points was in 1999-2000. The Hens have hit 98 points twice for the first time since 2000-01.

## ELITE ERIK

**Erik Timko** tallied his 250th three pointers of his career at Duquesne. He became the 34th active player in all of men's college basketball to reach that milestone. He also became one of four active players with less than 100 career games played to achieve that milestone.

## DEAD EYE DELAWARE

Delaware has made 10+ triples in five games with 12 or more four times and 15+ three times, including 17 against Delaware State, marking the most by the Blue Hens since December 7, 2000, when they made a program-record 18 against New Hampshire. The Hens are first in the CAA and 25th nationally connecting at a 38.3 percent rate.

## PASS THE ROCK

Against Delaware State, the Blue & Gold tallied a season-best 24 assists, one shy of the most under **Martin Ingelsby**. **Tahron Allen** (5), **John Camden** (4), and **Izaiah Pasha** (4) all had career highs.

### CONSISTENCY IS KEY

**Cavan Reilly** scored at least 18 points in four-straight games from the Vermont to Delaware State games, becoming the first Hen to do so since **Jameer Nelson Jr.** had 22+ in four-straight games in 2022-23.

### PASHA THE ROW X2

**Izaiah Pasha** was named CAA Rookie of the Week for the second-consecutive week after he tallied his third-straight double digit scoring performance of his career with 15 points in Delaware's win at Rider. The rookie added six rebounds, three assists, and one steal to his line, while shooting 7-of-10 from the field.

### STRETCH FIVE

Big man **John Camden** is the epitome of a "stretch five." He ranked 17th in the country and tops in the CAA prior to the Duquesne game. He currently has connected at a 43.9 percent clip which is third in the CAA and 28th in the nation.

### CAMDEN'S THANKSGIVING FEAST

Leading up to Thanksgiving, **John Camden** was feasting. During the week of November 18-24, Camden was second in the nation with 76 points in three games, behind only CJ Hines of Alabama State, who had 79 points in four games. He set his career high in points on two different occasions that week (27 vs Bryant and 30 vs Yale). Against Yale, he became the first Blue Hen since Nate Darling (2/6/20 vs. Towson) to make seven threes in a game. Camden is tied for 24th in the country and first in the CAA in three-point percentage, making half of his attempts from beyond the arc.

### PASHA THE ROW

**Izaiah Pasha** was named CAA Rookie of the Week after his performances against Bryant, Vermont, and Yale. He averaged 14.7 points, 5.0 rebounds, and 2.7 assists per game while shooting 53.6 percent (15-of-28) overall, 42.7 percent (3-of-7) from long range, and 84.6 percent (11-of-13) from the line and set career marks in points (20) and rebounds (9) that week.

### KEEPING IT 100

UD scored 100 points against Yale, the reigning Ivy League champs and NCAA Tournament Second Round Team, marking the first time since March 4, 2001 that the Blue & Gold passed the century mark against a Division I opponent in a non-overtime game when they topped Northeastern 100-66. The Hens had most recently tallied 100 against a DI foe in an overtime win against Bryant, 108-107, at Madison Square Garden on December 21, 2013.

### LET IT FLY

Delaware cashed in on 16 threes as a team against Yale, tying the most made threes in the **Martin Ingelsby** Era. The Hens also connected on 16 shots from long range on December 5, 2020 against Salem.

### HALL OF FAME COMING OUT PARTY

**Izaiah Pasha** used the opening game of the 2024 Naismith Hall of Fame Tip-Off as a coming out party, scoring a career high 20 points. It was the rookie's first-ever double digit scoring output of his career.

### BULLYING THE BULLDOGS

**John Camden** and **Erik Timko** each set career marks against Bryant. Camden tallied highs in points (27), field goals made (10), field goal attempts (16), steals (2), and three-pointers (four). Timko corralled 10 rebounds, his first double-digit output his career.

### EARNING IT AT THE LINE

The Hens rank 20th in the nation and second in the CAA in free throw percentage, shooting 78.0 percent as a team.

### IN THE NEW YORK GROOVE

The Hens took their first road trip of the season to Iona and came away with a 64-58 win. The victory moved **Martin Ingelsby** into sole possession of second-most wins in program history at 133. **Macon Emory** scored his first career points and **Niels Lane** swiped a career-high four steals.

### OUR RECORD WHEN...

Delaware scores first..... 5-6  
Opponent scores first..... 4-1

Leading at halftime..... 9-2  
Trailing at halftime..... 0-5  
Tied at halftime.....  
Leading with 2:00 left..... 9-0  
Trailing with 2:00 left..... 0-7  
Tied with 2:00 left.....  
Games decided by > 10 points..... 4-3  
Games decided by 6-10 points..... 4-1  
Games decided by ≤ 5 points..... 1-3

Scores fewer than 50 points.....  
Scores 50-59 points.....  
Scores 60-69 points..... 1-2  
Scores 70-79 points..... 2-4  
Scores 80+ points..... 6-1

Allows < 50 points.....  
Allows 50-59 points..... 2-0  
Allows 60-69 points..... 2-0  
Allows 70+ points..... 5-7

Shoots < 35%.....  
Shoots between 35-40%..... 1-1  
Shoots between 40-45%..... 1-3  
Shoots > 45%..... 7-3

Out shooting opponent (%)..... 9-2  
Out shot by opponent (%)..... 0-5

Opponent shoots < 35%..... 3-0  
Opponent shoots between 35-40%..... 1-0  
Opponent shoots between 40-45%..... 2-3  
Opponent shoots > 45%..... 3-4

Two or less in double figures..... 1-1  
Three in double figures..... 0-4  
Four in double figures..... 6-1  
Five or more in double figures..... 3-1

Out rebounding an opponent..... 6-0  
Out rebounded by an opponent..... 2-7  
Rebounds are even..... 1-0

Commit same or fewer TO..... 4-4  
Commit more TO..... 5-3

Makes more or same 3FGs..... 8-2  
Makes fewer 3FGs..... 1-5

Makes more or same FTs..... 7-4  
Makes fewer FTs..... 2-3

Games following a win..... 5-3  
Games following a loss..... 4-3

In overtime.....

Largest lead..... 29 points - Chestnut Hill  
Largest deficit..... 23 points - St. John's  
Largest deficit overcome.....  
..... 16 points at Northeastern  
Largest halftime lead..... 24 vs Monmouth

On Sunday..... 1-0  
On Monday..... 0-2  
On Tuesday..... 4-0  
On Wednesday.....  
On Thursday..... 2-1  
On Friday..... 0-2  
On Saturday..... 2-2

Wearing Blue..... 2-3  
Wearing White..... 4-2  
Wearing Black..... 1-2  
Wearing Grey..... 2-0

# MARTIN INGELSBY VS.

OPPONENT	H	A	N	OVR
Air Force	1-0	0-1	0-0	1-1
Appalachian State	0-0	0-0	1-0	1-0
Austin Peay	0-0	0-0	0-1	0-1
Bradley	0-0	1-1	0-0	1-1
Bridgewater	1-0	0-0	0-0	1-0
Brown	0-0	0-0	1-0	1-0
Bryant	0-1	0-0	0-0	0-1
Bryn Athyn	1-0	0-0	0-0	1-0
Bucknell	0-1	1-0	0-0	1-1
Buffalo	0-1	0-0	0-0	0-1
Campbell	0-0	1-0	0-0	1-0
Charleston	1-8	1-5	1-0	3-13
Chestnut Hill	2-0	0-0	0-0	2-0
Colgate	0-0	0-0	1-0	1-0
Columbia	1-0	1-0	0-0	2-0
Cornell	1-1	1-0	0-0	2-1
CSU Bakersfield	1-0	0-0	0-0	1-0
Davidson	1-0	0-1	0-0	1-1
Delaware State	3-1	3-0	1-0	7-1
Drexel	4-3	1-6	1-0	6-9
Duke	0-0	0-1	0-0	0-1
Duquesne	0-0	0-1	0-0	0-1
Elon	8-0	3-4	1-0	12-4
Fordham	0-0	0-0	1-0	1-0
George Washington	1-0	0-1	0-1	1-2
Goldie-Beacom	2-0	0-0	0-0	2-0
Hampton	1-0	0-1	1-0	2-1
Hartford	0-0	0-0	1-0	1-0
Hofstra	1-7	1-6	1-4	3-17
Iona	1-0	1-0	0-1	2-1
James Madison	5-0	4-1	0-0	9-1
La Salle	1-0	0-2	0-0	1-2
Lafayette	1-0	1-0	0-0	2-0
LIU	1-0	0-1	0-0	1-1
Longwood	0-0	0-0	1-0	1-0
Louisiana Tech	1-0	0-0	0-0	1-0
Marist	1-0	0-0	0-0	1-0
Maryland	0-0	0-1	0-0	0-1
Md. Eastern Shore	1-0	1-0	0-0	2-0
Miami (Ohio)	0-0	1-0	0-0	1-0
Misericordia	1-0	0-0	0-0	1-0
Monmouth	2-0	0-1	0-0	2-1
Moravian	1-0	0-0	0-0	1-0
Morgan State	0-1	0-0	0-0	0-1
Navy	0-1	0-1	0-0	0-2
NC A&T	1-0	3-0	0-0	4-0
N.C. Wesleyan	0-0	0-0	1-0	1-0
Northeastern	5-2	3-4	1-1	9-7
Northern Kentucky	0-0	0-0	0-1	0-1
Notre Dame	0-1	0-0	0-0	0-1
Oakland	0-0	0-0	1-1	1-1
Ohio	0-1	0-1	0-0	0-2
Penn	0-0	0-1	0-0	0-1
Princeton	0-1	1-0	0-0	1-1
Rhode Island	0-0	0-0	1-0	1-0
Richmond	0-0	1-0	0-0	1-0
Rider	0-1	2-0	0-0	2-1
Robert Morris	1-0	1-0	0-0	2-0
Saint Francis (Pa.)	1-0	1-0	0-0	2-0
Saint Peter's	0-0	1-1	0-0	1-1
Salem	1-0	0-0	0-0	1-0
Seton Hall	0-0	0-1	0-0	0-1
Siena	1-0	1-0	0-0	2-0
South Florida	0-0	0-1	0-0	0-1
Southern Illinois	0-0	0-0	1-0	1-0
St. John's	0-0	0-1	0-0	0-1
Stony Brook	3-0	0-2	0-0	3-2
Temple	0-0	0-1	0-0	0-1
Towson	2-5	2-5	1-1	5-11
UMBC	1-0	0-1	0-0	1-1
UNCG	0-1	0-1	0-1	0-3
UNCW	4-2	4-4	1-1	9-7
UTSA	0-0	0-0	1-0	1-0
Vermont	0-0	0-0	0-1	0-1
Villanova	0-0	0-0	0-2	0-2
Wesley	1-0	0-0	0-0	1-0
William & Mary	4-3	2-5	1-0	7-8
Wilmington	2-0	0-0	0-0	2-0
Xavier	0-0	1-0	0-0	1-0
Yale	0-1	0-1	1-0	1-2
<b>TOTALS</b>	<b>73-43</b>	<b>45-65</b>	<b>22-16</b>	<b>140-124</b>

## FIRST WIN SECURED

Delaware notched its first win of the campaign in comeback fashion over Robert Morris. The win tied **Martin Ingelsby** for second most all-time, saw the career debut of **Macon Emory**, and gave **Kevin Kogbara** his first NCAA points.

## PASHA'S POINT

**Izaiah Pasha** became the first freshmen to start a season opener for the Blue Hens since **Kevin Anderson** and **Chyree Walker** in 2017. He's just the third freshmen under Martin Ingelsby to do so.

## HOME SWEET HOME

UD posts a better record at home under **Martin Ingelsby** (73-43) compared to on the road (45-65).

## CLOSE CALLS

Since 2016-17 the Hens are 49-30 in contests decided by five points or less, and 32-19 in one-score games.

## 1,021 DAYS

Junior **Gabe Moss** went 1,021 days between meaningful basketball games after going down with an injury in high school on Jan. 18, 2022 to the 2024-25 season opener against Bucknell. He missed his first two collegiate seasons at Delaware due to injury.

## TRACKING WINS

With the win at Iona head coach **Martin Ingelsby** passed **Monté Ross** for second all-time in program history. **Steve Steinwedel** has the most ever at 163.

## OH CAPTAIN, MY CAPTAIN!

Delaware will be led this season by captains **Tahron Allen**, **Niels Lane**, and **Cavan Reilly**.

## PENNSYLVANIA BLUE HENS?

Of the 15 players on the roster, nine of them hail from the Commonwealth of Pennsylvania. UD has more PA players than any DI school in the commonwealth.

Delaware (9)  
St. Joe's/Villanova (6)  
Lafayette/Pitt/Temple (5)  
Drexel/Duquesne/La Salle (4)  
Penn/Penn State (3)  
Bucknell/Lehigh/Robert Morris (2)

## NEW RULE, NEW NUMBER

Since the NCAA rule change last year allowing players to have numbers ending in 6, 7, 8, or 9, **Tahron Allen** and **Kevin Kogbara** are the first Blue Hens to utilize it.

## OUT FOR THE SEASON

Forward **Tyler Houser** will be out for the season after having season-ending surgery.

## FRESH FACES

The Blue & Gold added three true freshmen to the roster this season in **Macon Emory**, **Izaiah Pasha**, and walk-on **Alex McFadden**.

## NEW YEAR, NEW SCHOOL

In the modern era of college athletics, Delaware continues to capitalize on acquiring players via the transfer portal. This year, the Hens welcome **Tahron Allen** (Wagner), **John Camden** (Virginia Tech), **Kevin Kogbara** (JUCO), **Trent Middleton Jr.** (Ball State), and **Erik Timko** (Jefferson).

## STAFF CHANGES

Delaware welcomed **Christian Nunez** (assistant coach/director of player development) to the staff, while seeing **Danny O'Connor** (assistant coach) and **Stephen Galgano** (director of operations) getting promotions. Nunez joins the crew after a stint at Saint Louis.

## ERIK THE ELITE SCORER

**Erik Timko** comes to the 302 after spending three seasons at Jefferson. He left the Rams as their eighth leading scorer in program history (1,792) and eighth on Jefferson's career three-point field goals made list (238), with all seven players ahead of him having been there for four seasons.

## BROTHERS ON AND OFF THE FLOOR

**Houston** and **Macon Emory** are one of 17 sets of brothers to play on the same team this season.

## CONFERENCE FAMILY(ARITY)

**Houston** and **Macon Emory** are two of five players in the country to have a parent play for a conference opponent. Both their parents, Andrew and Rebecca (Dayvault), played basketball at William & Mary.

### GOING OT

Delaware is 10-4 in overtime under **Martin Ingelsby**.

### THAT '70S SHOW

Under head coach **Martin Ingelsby**, UD posts an 89-22 record when holding opponents under 70 points, including 49-7 the past four seasons, 16-1 last season, and 4-0 in 2024-25.

### BCC LEGEND

**Brandon Baffone** joined the Hens as a walk-on out of nearby Salesianum last season. Baffone's dad, Brandon, hit the game-winning three pointer in the first-ever high school game played in the Bob Carpenter Center to lift Salesianum over Sanford in the state semifinal in March 1993.

### HALL OF FAME TIPOFF

UD will play in the 2024 Naismith Basketball Hall of Fame Tip Off at Mohegan Sun Arena in Uncasville, Connecticut with games against Vermont and Yale.

### TOUGH SCHEDULE

Delaware will play 15 games this season against opponents who won at least 20 games last year - Bryant, Yale, Vermont, Duquesne, and St. John's and CAA games against Charleston, Stony Brook, Drexel (2x), Hofstra (2x), and UNCW (2x).

### HIGH SCHOOL CONNECTIONS

The Blue Hens roster boasts a number of high school connections. Head coach **Martin Ingelsby** and associate head coach **Bill Phillips** played together at Archbishop Carroll. Virginia Tech transfer **John Camden** spent the first three years of his high school career at Archbishop Carroll as well.

**Houston Emory** and **Kobe Jerome** played with newcomer **Macon Emory** at the Blue Ridge School.

### HENS ON TV

Delaware is set to play two regular season games on national TV when it takes on Yale (ESPNU) and St. John's (FS1).

### MOVIN' ON UP

On November 28, 2023 Delaware announced it would be moving to Conference USA effective July 1, 2025. This will push Delaware football to the FBS level.

### AMONG THE BEST

**Martin Ingelsby** became the third coach in program history to reach the 100-win plateau in 2022-23. He passed his former coach and mentor, Mike Brey, who had 99 as the head coach at UD.

### STAYING PUT

Head coach **Martin Ingelsby** signed an extension last summer that places him under contract through the 2028-29 season.

### BIRDS OF A FEATHER

With over 1,100 schools across three divisions in the NCAA, the Blue Hens are one of two institutions with the nickname in the hen family. Pomona-Pitzer, a division III institution, is nicknamed the Sagehens. Both South Carolina and Jacksonville State have the nickname Gamecocks and Coastal Carolina is the Chanticleers, which both fall in the rooster family.

### FAMILY TIES

Usually a DI head basketball coach is the most famous in their family. That may not be the case for **Martin Ingelsby**. His brother, Brad, wrote and created the HBO hit *Mare of Easttown*, which is based in a Philadelphia suburb, similar to where the brother grew up. The series received 16 nominations at the 73rd Primetime Emmy Awards and won four. Their father, Tom, was a standout guard at Villanova from 1970-73 and served as his son's head coach at Archbishop Carroll. Tom led Villanova to the 1971 NCAA championship game and played for the Atlanta Hawks during the 1973-74 season and for the Spirits of St. Louis in the ABA the following year.

### BLUE HENS ON THE AIRWAVES

For the 21st-straight season, Delaware men's basketball games will be carried on FM radio. All games can be heard on 94.7 WDSD. **Scott Klatzkin** (play-by-play) and **Bill Harman** (analyst) will be on the call.

### CAA STANDINGS

AS OF GAMES PLAYED 1/9

SCHOOL	CAA	OVERALL
Charleston	3-0	13-3
William & Mary	3-0	9-7
UNCW	2-1	12-4
Elon	2-1	11-5
Drexel	2-1	10-6
Delaware	2-1	9-7
Campbell	2-1	7-9
Towson	2-1	7-9
Hofstra	1-2	9-7
Northeastern	1-2	9-7
Monmouth	1-2	3-13
Hampton	1-3	8-8
Stony Brook	0-3	4-12
N.C. A&T	0-4	4-13

### WEEKLY HONORS

#### COASTAL ATHLETIC ASSOCIATION

Izaiah Pasha	Rookie	11/25
Izaiah Pasha	Rookie	12/2

## MILESTONE WATCH

### 2,000 POINT WATCH LIST

Erik Timko 1,985

### 1,000 POINT WATCH LIST

Tahron Allen 678

### 300 CAREER THREE POINTERS

Erik Timko 268

### DELAWARE ALL-TIME COACHING WINS

Steve Steinwedel 163-121

Martin Ingelsby 140-124

Monté Ross 132-184

Mike Brey 99-52

## INDIVIDUAL TRENDS

### DOUBLE-DIGIT POINTS 2024-25 CAREER

Erik Timko	9	88
Tahron Allen	2	30
Cavan Reilly	9	29
Niels Lane	13	29
Tyler Houser	0	23
John Camden	12	12
Trent Middleton Jr.	2	9
Izaiah Pasha	9	9
Macon Emory	3	3
Kobe Jerome	0	1
Gabe Moss	1	1

### 20-POINT GAMES 2024-25 CAREER

Erik Timko	2	53
Tahron Allen	0	5
John Camden	5	5
Cavan Reilly	2	3
Niels Lane	2	3
Tyler Houser	0	2
Izaiah Pasha	2	2

### 30-POINT GAMES 2024-25 CAREER

Erik Timko	0	11
John Camden	2	2

### DOUBLE-DIGIT REBOUNDS 2024-25 CAREER

Tahron Allen	0	3
Tyler Houser	0	2
John Camden	1	1
Erik Timko	1	1

### DOUBLE-DOUBLES 2024-25 CAREER

Tahron Allen	0	2
John Camden	1	1
Tyler Houser	0	1

## A NEW ERA

The University of Delaware has accepted an invitation to join Conference USA as a full-league member effective July 1, 2025, as both organizations announced jointly on Tuesday, November 28.

"UD ranks among the nation's leading public research institutions and is recognized nationally for delivering exceptional professional outcomes for our students," University of Delaware President Dennis Assanis said. "Joining Conference USA will present opportunities to not only broaden exposure of our athletics programs, but also enhance awareness and visibility of our excellent academic offerings, our ground-breaking research initiatives and our enduring impact on our community and the world."

The Blue Hens will compete in Conference USA in baseball, men's and women's basketball, cross country, football, men's and women's golf, women's soccer, softball, men's and women's tennis, track & field, and volleyball. More information will become available in the coming months about where the other seven programs will compete in the future.

"The opportunity to join Conference USA is a very proud moment for our entire university," Director of Athletics, Community, and Campus Recreation Chrissi Rawak said. "With this step forward, we will continue to offer an incredible student-athlete experience and elevate the visibility of all that is remarkable about UD. We couldn't be more excited for the entire state of Delaware and how this will bring the 302 together."

All UD varsity programs will remain in the Coastal Athletic Association (CAA) through the 2024-2025 season, with all sports except football maintaining eligibility to compete for conference championships and NCAA postseason play.

"Thanks to our recently opened Whitney Athletic Center and improvements to Delaware Stadium and other facilities, we are confident that we have the infrastructure in place at UD to compete with the very best in college

football and simultaneously witness the growth of our other intercollegiate programs in the department," Rawak said. "UD Athletics continues to ascend, and Blue Hen football is prepared to take the next step and lead the way."

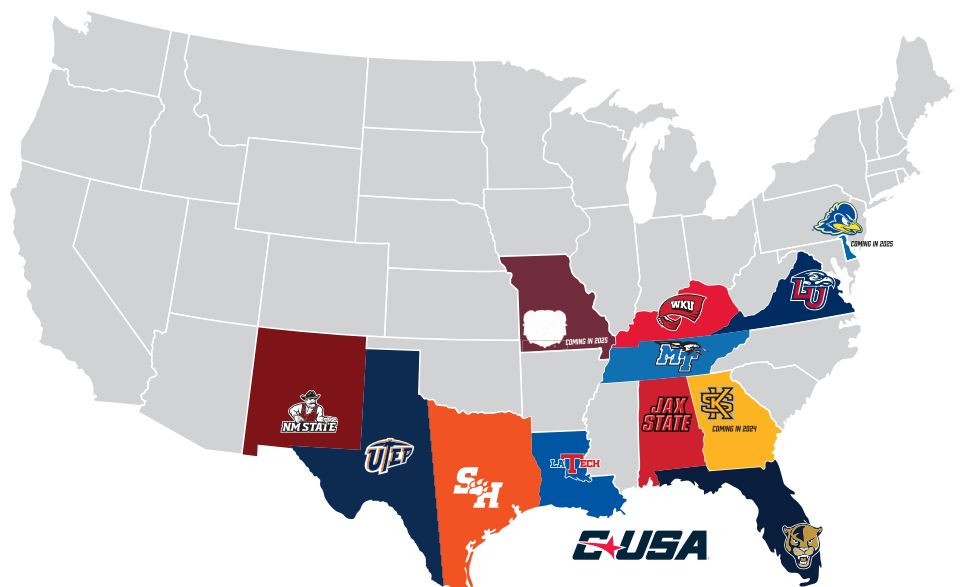
Delaware has posted its two best LEARFIELD Directors' Cup finishes since 1998 over the past two seasons, ranking 104th and 114th, respectively, with the 2021-22 ranking leading the CAA.

Last season alone, Delaware had five conference championships, a pair of NCAA victories, and two individual NCAA qualifiers. Other notable national accolades include regularly ranked football and men's lacrosse programs, and doubles pair in women's tennis. Nine Blue Hens garnered All-American honors in 2022-23, with six national player of the week awards.

Historically, the Blue & Gold have shown competitive excellence in all walks of athletics. The Hens boast an impressive 529 All-Americans, 137 conference titles, and 10 national championships in the University's storied history.

Conference USA is an NCAA Division I conference championing success in college athletics through dedicated leadership, dynamic partnership, and diverse membership. Founded in 1995 and based in Dallas, CUSA is home to nine schools: FIU, Jacksonville State, Liberty, Louisiana Tech, Middle Tennessee, New Mexico State, Sam Houston, UTEP, and WKU. Kennesaw State joins the league in 2024 and Delaware begins competition in 2025.

"Adding the University of Delaware is a tremendous opportunity for Conference USA as we strategically position ourselves for continued success," Conference USA Commissioner Judy MacLeod said. "We are excited to add the state's flagship university with its rich history in athletics and academics and look forward to our partnership with President Dennis Assanis, Director of Athletics Chrissi Rawak, and their leadership group."



## 2024-25 GAME-BY-GAME BREAKDOWNS

## STARTERS BREAKDOWN

OPPONENT	G	G	G/F	F	F	LINEUP RECORD	RECORD
Bucknell	Pasha	Reilly	Timko	Lane	Camden	0-1	0-1
Robert Morris	Pasha	Reilly	Timko	Lane	Camden	1-1	1-1
at Iona	Pasha	Reilly	Timko	Lane	Camden	2-1	2-1
Bryant	Pasha	Reilly	Timko	Lane	Camden	2-2	2-2
vs Vermont	Allen	Reilly	Timko	Lane	Camden	0-1	2-3
vs Yale	Pasha	Reilly	Timko	Allen	Camden	1-0	3-3
at Rider	Pasha	Reilly	Timko	Allen	Camden	2-0	4-3
Delaware State	Pasha	Reilly	Timko	Allen	Camden	3-0	5-3
at Duquesne	Pasha	Reilly	Timko	Allen	Camden	3-1	5-4
Chestnut Hill	Pasha	Reilly	Timko	Lane	Camden	3-2	6-4
Misericordia	Middleton Jr.	Reilly	Timko	Lane	Camden	1-0	7-4
at Saint Peter's	Pasha	Reilly	Timko	Lane	Camden	3-3	7-5
at St. John's	Pasha	Reilly	Timko	Lane	Camden	3-4	7-6
at Northeastern	Pasha	Timko	Lane	Camden	H. Emory	0-1	7-7
Monmouth	Pasha	Timko	Lane	M. Emory	Camden	1-0	8-7
at NC A&T	Pasha	Reilly	Timko	Lane	Camden	4-4	9-7

at Hampton  
Stony Brook  
Elon  
at Hofstra  
at Drexel  
Towson  
at Monmouth  
UNCW  
William & Mary  
at Towson  
Campbell  
Drexel  
Hofstra  
Charleston  
at UNCW

\*BOLD indicates first time using lineup | \*BOLD indicates lineup change

## START STATS

## CAREER GAMES/STARTS

	GP	GS	Cons.
Timko	101	100	24
Lane	94	45	7
Allen	93	55	--
Reilly	72	42	1
Houser	62	26	--
Camden	54	16	16
Middleton Jr.	41	8	--
H. Emory	38	1	--
Jerome	26	--	--
Pasha	15	14	5
M. Emory	14	1	--
Kogbara	13	--	--
Baffone	7	--	--
Moss	7	--	--
McFadden	3	--	--

## RECORD BY STARTS

	CAREER	24-25
Allen	23-32	3-2
Camden	9-7	9-7
H. Emory	0-1	0-1
M. Emory	1-0	1-0
Houser	5-25	--
Lane	26-20	6-6
Middleton Jr.	3-5	1-0
Pasha	8-6	8-6
Reilly	24-17	8-6
Timko	67-32	9-7

\*BOLD indicates last game's starters

## SCORING BREAKDOWN (DELAWARE/OPPONENT)

OPPONENT	-----LEAD TRENDS-----			-----POINTS BREAK-DOWN-----							-----BY CLASS-----				
	CHANGES	TIES	LARGEST	PAINT	2ND CH	FAST BRK	OFF TO	FT	STARTER	BENCH	FR.	SO.	JR.	SR.	GR.
Bucknell	1	5	12/12	34/38	4/5	4/11	11/12	11/17	64/75	9/10	3	5	8	37	20
Robert Morris	13	9	5/11	36/32	6/16	22/6	18/20	26/14	57/61	24/16	7	13	17	32	12
at Iona	3	4	14/2	24/32	9/18	18/11	14/14	13/10	43/28	21/30	11	2	11	36	4
Bryant	7	6	6/16	38/42	6/11	8/12	19/13	19/9	69/69	15/26	11	6	15	40	7
vs Vermont	6	6	4/12	30/28	0/6	11/17	13/17	17/16	49/67	22/8	20	0	20	26	5
vs Yale	5	3	18/4	24/48	5/17	21/7	2/13	26/25	94/78	6/16	17	0	29	47	13
at Rider	6	1	11/6	34/32	11/13	14/2	10/5	9/2	65/44	7/22	15	0	20	22	15
Delaware State	0	0	26/0	24/38	0/8	12/11	15/19	16/21	72/57	21/23	12	8	21	34	18
at Duquesne	7	4	7/14	28/32	14/23	6/6	9/15	13/22	40/60	26/20	10	4	10	34	8
Chestnut Hill	2	4	29/4	44/26	10/16	17/9	7/9	13/8	49/33	29/18	16	5	19	21	17
Misericordia	4	2	23/6	28/28	7/9	17/8	28/23	19/7	75/38	17/37	5	12	20	26	29
at Saint Peter's	9	4	7/10	26/30	2/11	13/7	7/7	18/14	57/46	7/26	18	0	12	33	1
at St. John's	5	1	2/23	40/56	8/13	16/15	18/16	4/11	70/60	6/37	10	2	6	49	9
at Northeastern	3	3	2/26	38/42	10/13	0/8	13/9	19/17	59/57	18/23	14	12	6	35	10
Monmouth	0	0	26/0	32/16	11/9	12/2	20/5	12/24	67/41	17/23	18	3	14	32	17
at NC A&T	5	3	20/3	50/46	6/5	26/16	9/15	20/18	82/69	16/9	34	2	15	39	8
at Hampton															
Stony Brook															
Elon															
at Hofstra															
at Drexel															
Towson															
at Monmouth															
UNCW															
William & Mary															
at Towson															
Campbell															
Drexel															
Hofstra															
Charleston															
at UNCW															

## LAST TIME A BLUE HEN...

Scored 25 Points.....	John Camden, 12/28/24 at St. John's (35)
Scored 30 Points.....	John Camden, 12/28/24 at St. John's (35)
Scored 40 Points.....	Davon Usher, 2/5/14 vs. Charleston (42)
Scored 50 Points.....	Liston Houston, 2/19/1910 vs. Lebanon Valley (52)
Two Players Scored 20 Points.....	1/9/25 at NC A&T - Izaiah Pasha (22) and John Camden (21)
Three Players Scored 20 Points.....	1/25/24 vs NC A&T - Jyáre Davis (22), Niels Lane (22), Gerald Drumgoole Jr. (21)
Five Players Scored 10 Points.....	1/9/25 at NC A&T - Izaiah Pasha (22), John Camden (21), Niels Lane (18), Cavan Reilly (13), Macon Emory (12)
Six Players Scored 10 Points.....	11/8/23 vs Goldey-Beacom - Kobe Jerome (18), Christian Ray (15), Tyler Houser (14), Gerald Drumgoole Jr. (12), Jalun Trent (12), Cavan Reilly (11), Niels Lane (10)
Had 15 Rebounds.....	Jyáre Davis, 3/2/24 at Stony Brook (16)
Had 20 Rebounds.....	Jamelle Hagins, 11/28/12 @ Lafayette (23)
Had 10 Offensive Rebounds.....	Christian Ray, 1/25/24 vs NC A&T (10)
Had 10 Defensive Rebounds.....	John Camden, 1/9/25 at NC A&T (10)
Two Players Had 10 Rebounds.....	2/15/24 at Elon - Christian Ray (12) & Jyáre Davis (11)
Had a Double-Double in Points and Assists.....	Jalun Trent, 12/30/23 vs Princeton (16 pts, 11 ast)
Had a Double-Double in Points and Rebounds.....	John Camden, 1/9/25 at NC A&T (21 pts, 10 rbs)
Had Back-to-Back Double-Doubles.....	Christian Ray, 2/22-2/26/24 vs Charleston & Drexel
Had Three Consecutive Double-Doubles.....	Jyáre Davis (4) 2/3-2/15/24
Had a Triple-Double (Two all-time).....	Ryan Iversen, 12/1/02 vs. LIU (12 pts, 17 reb, 11 ast)
Two Players Had Double-Doubles.....	2/15/24 at Elon Christian Ray (10 pts, 12 rbs) and Jyáre Davis (18 pts, 11 rbs)
Had Two Consecutive 30-Point Games.....	Jameer Nelson Jr., 2/18/23 and 2/23/23 (39, 30)
Made 10 Field Goals.....	John Camden, 12/28/24 at St. John's (13)
Attempted 25 Field Goals.....	Ryan Allen, 2/3/18 @ Elon (25)
Shot .750 From the Field (min. 10 att.).....	Christian Ray, 2/1/24 at William & Mary (.800, 8-10)
Made 15 Free Throws.....	Kory Holden, 1/30/16 @ Towson (15)
Shot 1.000 From the Line (min. 10 att.).....	Jyáre Davis, 1/18/24 vs Stony Brook (12-12)
Made 7 Three-Pointers.....	John Camden, 12/28/24 at St. John's (9)
Attempted 15 Three-Pointers.....	Ryan Allen, 2/15/19 @ Towson (15)
Shot .750 From 3-Point Range (min. 5 att.).....	John Camden, 12/28/24 at St. John's (81.8, 9-11)
Had 10 Assists.....	Jalun Trent, 12/30/23 vs Princeton (11)
Had 15 Assists.....	Mike Slattery, 2/1/03 vs. William & Mary (15)
Had Five Steals.....	Niels Lane, 12/17/24 vs Misericordia (5)
Scored 20 points in a half.....	John Camden, 12/28/24 at St. John's (25)
Led the Team in Points, Rebounds, and Assists.....	Jyáre Davis, 2/29/24 vs Northeastern (19 points, 9 rebounds, 3 assists)
Hit a Last Second Shot to Win a Game.....	Kevin Anderson, 1/23/20 vs. Hofstra (Layup, 0.3 seconds)

## LAST TIME THE TEAM...

Won By 30 Points.....	3/9/24 vs Hampton, 80-50	Made Less Than 5 Free Throws.....	12/28/24 at St. John's, 4-6
Won By 40 Points.....	11/5/19 vs. Bridgewater, 97-51	Attempted 40 Free Throws.....	1/30/16 at Towson, 45
Scored 100 Points.....	11/24/24 vs Yale, 100-94	Attempted Less Than 10 Free Throws.....	12/28/24 at St. John's, 4-6
Scored Under 50 Points.....	12/28/18 at Hofstra, 91-46	Shot .900 From the Line (min. 10 attempts).....	11/18/24 vs Bryant, 19-21
Scored Under 40 Points.....	1/16/07 at VCU, 60-39	Made 10 Three Pointers.....	1/4/25 vs Monmouth, 12
Scored 50 Points in a Half.....	1/9/25 at NC A&T, 51 in second half	Made 15 Three Pointers.....	12/17/24 vs Misericordia, 15
Scored 60 Points in a Half.....	2/24/22 vs. Charleston, 64 in the second half	Made No Three-Pointers.....	2/2/13 vs. UNCW, 0-11
Scored Under 20 Points in a Half.....	12/28/18 at Hofstra, 18 in the first half	Att. 25 Three-Pointers.....	12/17/24 vs Misericordia, 38
Had a +20 Rebound Margin.....	12/10/24 vs. Chestnut Hill, +22 (58-36)	Attempted Less Than 10 Three-Pointers.....	12/16/22 at Princeton, 8
Had 50 Rebounds.....	12/10/24 vs. Chestnut Hill, 58	Had 25 Assists.....	11/5/19 vs. Bridgewater, 25
Had Less Than 25 Rebounds.....	3/5/23 vs. Towson, 23	Had Less Than 5 Assists.....	1/20/17 at UNC Greensboro, 4
Had 20 Offensive Rebounds.....	12/31/12 vs. Rider, 22	Had 25 Turnovers.....	12/19/07 at Vermont, 28
Had Less Than 5 Offensive Rebounds.....	12/3/24 vs Delaware State, 2	Had Less Than 5 Turnovers.....	12/20/23, Rider, 4
Had 40 Defensive Rebounds.....	12/10/24 vs. Chestnut Hill, 44	Had 10 Blocks.....	11/7/22 vs. Wilmington, 12
Made 40 Field Goals.....	11/8/23 vs Goldey-Beacom, 43	Had No Blocks.....	1/6/24 at Hofstra
Made Less Than 15 Field Goals.....	11/23/14 at Cal State Bakersfield, 12	Had 15 Steals.....	12/1/05 at UMBC, 17
Attempted 80 Field Goals.....	12/21/12 vs. Penn, 81	Had No Steals.....	12/2/23 at Ohio
Attempted Less Than 40 Field Goals.....	2/11/16 vs. Drexel, 38	Last Overtime Game.....	12/20/23 vs Rider - L, 88-85 OT
Shot .600 From the Field.....	2/10/22 vs. Northeastern, .600 (33-55)	Last Overtime Victory at Home.....	1/17/21 vs. La Salle, 85-82
Made 30 Free Throws.....	1/30/16 at Towson, 36	Last Overtime Victory on the Road.....	1/17/22 at Northeastern, 82-76

## INDIVIDUAL GAME HIGHS

### POINTS

John Camden	35 at St. John's
	30 vs Yale
Erik Timko	29 vs Misericordia
John Camden	27 vs Bryant
Cavan Reilly	23 vs Yale
Izaiah Pasha	22 at NC A&T
John Camden	21 at NC A&T
Cavan Reilly	20 vs Delaware State
Izaiah Pasha	20 vs Vermont
Erik Timko	20 vs Bucknell
Niels Lane	20 at Duquesne
	20 at Saint Peter's
John Camden	20 at Northeastern

### REBOUNDS

John Camden	10 at NC A&T
Erik Timko	10 vs Bryant
Izaiah Pasha	9 vs Yale

### ASSISTS

Niels Lane	9 vs Misericordia
John Camden	7 vs Monmouth
Niels Lane	6 vs Chestnut Hill
Izaiah Pasha	6 at NC A&T
	5 vs Chestnut Hill
	5 at Saint Peter's
	5 at St. John's
Tahron Allen	5 vs Delaware State
Trent Middleton Jr.	5 at Northeastern

### STEALS

Niels Lane	5 vs Misericordia
	4 at Iona

### BLOCKS

Macon Emory	3 vs Misericordia
Houston Emory	3 at Rider

### FIELD GOALS MADE

John Camden	11 at St. John's
	10 vs Bryant
	9 vs Yale

### FIELD GOAL PERCENTAGE (MIN 5 MADE)

Niels Lane	.800 at Duquesne (8-10)
Izaiah Pasha	.778 vs Vermont (7-9)
John Camden	.722 at St. John's (13-18)
Izaiah Pasha	.700 at Rider (7-10)

### THREE-POINT FIELD GOALS MADE

John Camden	9 at St. John's
	7 vs Yale
Erik Timko	6 vs Misericordia
Cavan Reilly	5 vs Yale
	5 vs Delaware State
Erik Timko	5 vs Monmouth

### 3PT FIELD GOAL PERCENTAGE (MIN 2 MADE)

Tahron Allen	1.000 at Iona (2-2)
Izaiah Pasha	1.000 vs Vermont (2-2)

### FREE THROWS MADE

John Camden	9 vs Vermont
Niels Lane	9 vs Bryant

### FREE THROW PERCENTAGE (MIN 7 MADE)

John Camden	1.000 vs Vermont (9-9)
Cavan Reilly	1.000 vs Yale (8-8)
Erik Timko	1.000 vs Misericordia (7-7)

# **DELAWARE HIGHS AND LOWS**

**GAME HIGHS**
**2024-25**
**INGELSBY ERA**

POINTS	100 (11/24 vs Yale)	101 (11/8/23 vs Goldey-Beacom)
FIRST-HALF POINTS	51 (1/4 vs Monmouth)	56 (3/22/18 @ Drexel)
SECOND-HALF POINTS	53 (11/24 vs Yale)	64 (2/24/22 vs. Charleston)
FG MADE	35 (1/9 at NC A&T)	43 (11/8/23 vs Goldey-Beacom)
FG ATTEMPTS	68 (11/18 vs Bryant)	74 (11/8/23 vs Goldey-Beacom)
FG PERCENTAGE	.577 (12/3 vs Delaware State)	.610 (25-41, 11/22/21 vs. Appalachian State)
3FG MADE	17 (12/3 vs Delaware State)	17 (12/3/24 vs Delaware State)
3FG ATTEMPTS	38 (12/17 vs Misericordia)	38, twice (12/17 vs Misericordia)
3FG PERCENTAGE	.548 (12/3 vs Delaware State)	.652 (15-23, 12/2/18 @ Columbia)
FT MADE	26, twice (11/24 vs Yale)	29 (11/2/21 vs. La Salle)
FT ATTEMPTS	32 (11/7 vs Robert Morris)	39 (2/17/22 @ Elon)
FT PERCENTAGE	.905 (11/18 vs Bryant)	1.000, six times (2/4 vs. Charleston 16-16)
REBOUNDS	58 (12/10 vs Chestnut Hill)	58 (12/10/24 vs Chestnut Hill)
ASSISTS	24 (12/3 vs Delaware State)	25 (11/5/19 vs. Bridgewater)
STEALS	11 (12/17 vs Misericordia)	13, twice (2/24/22 vs. Charleston)
BLOCKED SHOTS	7 (12/10 vs Chestnut Hill)	12 (11/7/22 vs. Wilmington)
TURNOVERS	16, three times (12/10 vs Chestnut Hill)	23 (11/10/18 @ Saint Peter's)

**GAME LOWS**
**2024-25**
**INGELSBY ERA**

POINTS	64, twice (12/20 at Saint Peter's)	46 (12/28/18 @ Hofstra)
FIRST-HALF POINTS	29 (12/28 at St. John's)	18, twice (12/28/18 @ Hofstra)
SECOND-HALF POINTS	27 (11/4 vs Bucknell)	19 (1/27/22 @ Towson)
FG MADE	20 (12/20 at Saint Peter's)	16, four times
FG ATTEMPTS	47 (12/20 at Saint Peter's)	40, twice (11/24/21 vs. Fordham)
FG PERCENTAGE	.373 (11/12 at Iona)	.262 (16-61, 12/28/18 @ Hofstra)
3FG MADE	5 (11/7 vs Robert Morris)	1, twice (3/4/18 vs. Northeastern)
3FG ATTEMPTS	15 (11/7 vs Robert Morris)	10 (12/11 vs. Siena)
3FG PERCENTAGE	.226 (12/10 vs Chestnut Hill)	.071 (1-14, 3/4/18 vs. Northeastern)
FT MADE	4 (12/28 at St. John's)	2 (12/2/21 @ Delaware State)
FT ATTEMPTS	6 (12/28 at St. John's)	3 (12/1/22 vs. Cornell)
FT PERCENTAGE	.611 (11/4 vs Bucknell)	.333, three times
REBOUNDS	25, twice (12/28 at St. John's)	17 (2/24/22 vs. Charleston)
ASSISTS	8, twice (11/12 at Iona)	4 (11/20/17 @ UNC Greensboro)
STEALS	2 (12/6 at Duquesne)	0, five times
BLOCKED SHOTS	1, twice (1/2 at Northeastern)	0, 11 times (1/14/24 at UNCW)
TURNOVERS	6 (11/30 at Rider)	2, (1/19/19 vs. Towson)

# **DELAWARE PLAYER HIGHS IN THE MARTIN INGELSBY ERA**

<b>Points</b> .....39, Jameer Nelson Jr. .....2/18/23 vs. UNCW	<b>FG Attempts</b> .....25, Ryan Allen .....2/3/18 @ Elon	<b>3FG Attempts</b> .....15, Ryan Allen .....2/14/19 @ Towson
<b>Rebounds</b> .....19, Dylan Painter .....1/15/21 vs. Hofstra .....11/23/21 @ UNC Wilmington	<b>FG Pct</b> .....1.000, Skye Johnson <b>(min. 5 att)</b> ..11/27/16 vs. Bryn Athyn (7-7) .....1.000, Dylan Painter .....2/1/20 vs. Drexel (7-7)	<b>3FG Pct.</b> .....1.000, Kobe Jerome <b>(min. 5 att)</b> 11/8/23 vs Goldey-Beacom (6-6)
<b>Assists</b> .....11, Jalun Trent .....12/30/23 vs. Princeton	.....1.000, Eric Carter .....3/3/18 vs. Elon (5-5) .....1.000, Dylan Painter .....3/8/20 vs. Charleston (5-5)	<b>FT Made</b> .....13, Anthony Mosley .....12/17/16 @ Seton Hall
<b>Blocks</b> .....6, Dylan Painter .....1/20/22 vs. William & Mary	.....Andrew Carr .....3/18/22 vs. Villanova (5-5)	<b>FT Attempts</b> .....16, Jameer Nelson Jr. .....12/7/22 vs. Delaware State
<b>Steals</b> .....8, Jameer Nelson Jr. .....2/24/22 vs. Charleston	<b>3FG Made</b> .....9, John Camden .....12/29/24 at St. John's	<b>FT Pct</b> .....1.000, Jy'are Davis <b>(min. 10 att)</b> 1/18/24 vs Stony Brook (12-12) .....1.000, Nate Darling .....2/15/20 @ William & Mary (11-11)
<b>FG Made</b> .....14, Justyn Mutts .....1/23/20 @ Hofstra	.....9, Ithiel Horton .....1/10/19 @ UNC Wilmington	

## OPPONENT HIGHS AND LOWS

### GAME HIGHS

### 2024-25

### INGELSBY ERA

POINTS	97 (12/28 at St. John's)	108 (UNC Wilmington, 2/4/17)
FIRST-HALF POINTS	48 (12/28 at St. John's)	58 (Northeastern, 1/5/17)
SECOND-HALF POINTS	53 (12/3 vs Delaware State)	56 (Drexel, 3/22/18)
FG MADE	39 (12/28 at St. John's)	39, twice (12/28/24 at St. John's)
FG ATTEMPTS	74 (12/10 vs Chestnut Hill)	76, twice (Goldey-Beacom 11/8/23, Towson, 2/14/19)
FG PERCENTAGE	.609 (12/28 at St. John's)	.692 (UNC Wilmington, 2/4/17, 36-52)
3FG MADE	12 (12/17 vs Misericordia)	21, twice (UNCW, 2/4/17)
3FG ATTEMPTS	27, three times (12/17 vs Misericordia)	41 (Salem, 12/5/20)
3FG PERCENTAGE	.667 (12/28 at St. John's)	.727 (2/16 at Towson, 16-22)
FT MADE	25 (11/24 vs Yale)	26 (Navy, 12/1/17)
FT ATTEMPTS	30 (11/24 vs Yale)	36 (Elon, 2/25/17)
FT PERCENTAGE	.875 (12/20 at Saint Peter's)	1.000, four times (1/14/24 at UNCW)
REBOUNDS	58 (11/12 at Iona)	58, (11/12 at Iona)
ASSISTS	23 (12/28 at St. John's)	29 (Northeastern, 11/5/17)
STEALS	12 (12/10 vs Chestnut Hill)	13, four times (2/16/24 at Elon)
BLOCKED SHOTS	8, twice (1/2 at Northeastern)	11 (William & Mary, 1/26/17)
TURNOVERS	19 (12/17 vs Misericordia)	24 (Charleston, 2/24/22)

### GAME LOWS

### 2024-25

### INGELSBY ERA

POINTS	51 (12/10 vs Chestnut Hill)	40 (Wilmington, 11/18/18)
FIRST-HALF POINTS	18 (11/12 at Iona)	15 (Bradley, 11/13/16)
SECOND-HALF POINTS	23 (12/10 vs Chestnut Hill)	20 (Wilmington, 11/18/18)
FG MADE	17 (1/4 vs Monmouth)	16, four times
FG ATTEMPTS	52 (1/4 vs Monmouth)	45, four times (2/25/23 at Elon)
FG PERCENTAGE	.257 (12/10 vs Chestnut Hill)	.257 (12/10/24 vs Chestnut Hill, 19-74)
3FG MADE	4 (11/12 at Iona)	1 (Delaware State, 12/2/16)
3FG ATTEMPTS	12, twice (12/28 at St. John's)	8 (2/2/23 at Monmouth)
3FG PERCENTAGE	.182 (11/12 at Iona)	.67 (Delaware State, 12/2/16, 1-15)
FT MADE	2 (11/30 at Rider)	1 (2/16 at Towson)
FT ATTEMPTS	3 (11/30 at Rider)	2 (Lafayette, 12/8/21)
FT PERCENTAGE	.455 (11/12 at Iona)	.200 (2/16/23 at Towson, 1-5)
REBOUNDS	31, twice (12/17 vs Misericordia)	18 (Appalachian State, 11/22/21)
ASSISTS	6, three times (1/4 vs Monmouth)	3 (Drexel, 3/6/22)
STEALS	2 (11/30 at Rider)	0 (Towson, 1/9/19)
BLOCKED SHOTS	1, four times (12/17 vs Misericordia)	0, 21 times (2/17/24 at NC A&T)
TURNOVERS	6, twice (12/10 vs Chestnut Hill)	3 (12/2/23 at Ohio)

## DELAWARE INDIVIDUAL SINGLE GAME RECORDS

<b>Points</b> .....52, Liston Houston .....2/19/1910 vs. Lebanon Valley	<b>FG Attempts</b> .....35, Nate Cloud .....2/18/61 vs. Muhlenberg	<b>FT Made</b> .....19, Jawan Carter .....11/21/09 vs. Penn .....19, Jarvis Threatt .....1/5/13 at Old Dominion
<b>Rebounds</b> .....31, Jack Waddington .....1/4/56 vs. Rutgers	<b>FG Pct</b> .....1.000, Oscar Jones <b>(min. 10 att)</b> .....12/8/82 vs. Loyola (10-10) .....1.000, Alex Coles .....1/23/91 vs. UMBC (10-10)	<b>FT Attempts</b> .....26, Jawan Carter .....11/21/09 vs. Penn
<b>Assists</b> .....17, John Staudenmayer .....2/6/82 vs. Lehigh	<b>3FG Made</b> .....9, John Camden .....12/29/24 at St. John's .....9, Ithiel Horton .....1/10/19 @ UNC Wilmington	<b>FT Pct</b> .....1.000, 10 times <b>(min. 10 att)</b> .....most is 14-14
<b>Blocks</b> .....9, Ndongo Ndiaye .....12/2/99 vs. Colgate	<b>3FG Attempts</b> .....15, Ryan Allen .....2/14/19 @ Towson	
<b>Steals</b> .....8, Jameer Nelson Jr. .....2/24/22 vs. Charleston .....8, Taurence Chisholm .....1/16/85 vs. Bucknell	<b>3FG Pct</b> .....1.000, Kobe Jerome <b>(min. 6 att)</b> .....11/8/23 vs. Goldey Beacom (6-6)	
<b>FG Made</b> .....25, Liston Houston .....2/19/1910 vs. Lebanon Valley		

# 2024-25 OVERALL STATISTICS

## Game Records

Record	Overall	Home	Away	Neutral
ALL GAMES	9-7	5-2	3-4	1-1
CONFERENCE	2-1	1-0	1-1	0-0
NON-CONFERENCE	7-6	4-2	2-3	1-1

## Score by Periods

Team	1st	2nd	OT	TOT
Delaware	645	628	0	1273
Opponents	575	652	0	1227

## Team Box Score

No.	Player				Total		3-Point		F-Throw		Rebounds													
		GP-GS	MIN	AVG	FG-FGA	FG%	3FG-3FGA	3FG%	FT-FTA	FT%	OFF	DEF	TOT	AVG	PF	DQ	A	TO	BLK	STL	PTS	AVG		
2	CAMDEN, John	16-16	511:31	32.0	86-179	.480	43-98	.439	56-73	.767	14	75	89	5.6	26	1	36	18	5	16	271	16.9		
4	LANE, Niels	15-12	441:59	29.5	82-156	.526	14-32	.438	36-46	.783	10	51	61	4.1	38	1	29	41	13	21	214	14.3		
3	REILLY, Cavan	14-14	441:04	31.5	55-118	.466	29-79	.367	31-37	.838	10	39	49	3.5	30	0	22	21	2	10	170	12.1		
20	TIMKO, Erik	16-16	495:27	31.0	56-129	.434	30-74	.405	51-59	.864	11	64	75	4.7	28	0	30	18	5	7	193	12.1		
1	PASHA, Izaiah	15-14	413:14	27.5	61-124	.492	6-24	.250	43-54	.796	13	47	60	4.0	32	0	48	41	11	7	171	11.4		
7	ALLEN, Tahrón	9-5	150:44	16.7	21-49	.429	8-15	.533	5-9	.556	1	12	13	1.4	15	0	11	7	1	9	55	6.1		
13	MIDDLETON JR., Trent	14-1	262:15	18.7	24-58	.414	6-22	.273	17-20	.850	5	31	36	2.6	31	2	26	15	2	10	71	5.1		
00	MOSS, Gabe	8-0	72:17	9.0	15-21	.714	0-0	.000	4-9	.444	5	4	9	1.1	14	0	1	4	1	1	34	4.3		
5	EMORY, Macon	14-1	203:06	14.5	17-49	.347	9-31	.290	7-8	.875	12	33	45	3.2	29	1	6	7	12	6	50	3.6		
8	KOGBARA, Kevin	13-0	73:16	5.6	10-20	.500	1-3	.333	0-0	.000	7	17	24	1.8	14	0	7	11	1	2	21	1.6		
15	EMORY, Houston	14-1	94:55	6.8	5-14	.357	0-0	.000	5-11	.455	7	15	22	1.6	20	1	3	11	6	4	15	1.1		
11	JEROME, Kobe	5-0	29:21	5.9	2-6	.333	1-5	.200	0-1	.000	0	2	2	0.4	1	0	5	1	0	1	5	1.0		
10	BAFFONE, Brandon	3-0	06:31	2.2	1-3	.333	1-2	.500	0-0	.000	0	1	1	0.3	0	0	0	0	0	0	3	1.0		
12	MCFADDEN, Alex	3-0	04:20	1.4	0-1	.000	0-1	.000	0-0	.000	0	0	0	0.0	1	0	0	1	0	0	0	0.0		
Team											31	42	73					7						
Total		16	3200		435-927	.469	148-386	.383	255-327	.780	126	433	559	34.9	279	6	224	203	59	94	1273	79.6		
Opponents		16	3200		438-1029	.426	116-336	.345	235-328	.716	206	407	613	38.3	273	5	205	181	46	102	1227	76.7		

## Team Statistics

	UD	OPP
<b>Scoring</b>	<b>1273</b>	<b>1227</b>
Points per game	79.6	76.7
Scoring margin	+2.9	-
<b>Field goals-att</b>	<b>435-927</b>	<b>438-1029</b>
Field goal pct	.469	.426
<b>3 point fg-att</b>	<b>148-386</b>	<b>116-336</b>
3-point FG pct	.383	.345
3-pt FG made per game	9.3	7.3
<b>Free throws-att</b>	<b>255-327</b>	<b>235-328</b>
Free throw pct	.780	.716
F-Throws made per game	15.9	14.7
<b>Rebounds</b>	<b>559</b>	<b>613</b>
Rebounds per game	34.9	38.3
Rebounding margin	-3.4	-
<b>Assists</b>	<b>224</b>	<b>205</b>
Assists per game	14.0	12.8
<b>Turnovers</b>	<b>203</b>	<b>181</b>
Turnovers per game	12.7	11.3
Turnover margin	-1.4	-
Assist/turnover ratio	1.1	1.1
<b>Steals</b>	<b>94</b>	<b>102</b>
Steals per game	5.9	6.4
<b>Blocks</b>	<b>59</b>	<b>46</b>
Blocks per game	3.7	2.9
<b>Winning streak</b>	<b>2</b>	<b>-</b>
Home win streak	4	-
<b>Attendance</b>	<b>14457</b>	<b>12796</b>
Home games-Avg/Game	7-2065	7-1828
Neutral site-Avg/Game	-	2-1562

## Team Results

Date	Opponent		Score	Att.
11/04/2024	Bucknell	L	73-85	1775
11/07/2024	Robert Morris	W	81-77	1402
11/12/2024	at Iona	W	64-58	2028
11/18/2024	Bryant	L	84-85	2384
11/23/2024	vs Vermont	L	71-75	0
11/24/2024	vs Yale	W	100-94	3124
11/30/2024	at Rider	W	72-66	1328
12/03/2024	Delaware St.	W	93-80	2104
12/06/2024	at Duquesne	L	66-80	2033
12/10/2024	Chestnut Hill	W	78-51	1609
12/17/2024	Misericordia	W	92-75	3202
12/20/2024	at Saint Peter's	L	64-72	495
12/28/2024	at St. John's (NY)	L	76-97	5602
01/02/2025	at Northeastern	L	77-80	602
01/04/2025	Monmouth	W	84-64	1981
01/09/2025	at N.C. A&T	W	98-88	708

# 2024-25 CAA ONLY STATISTICS

## Game Records

Record	Overall	Home	Away	Neutral
ALL GAMES	2-1	1-0	1-1	0-0
CONFERENCE	2-1	1-0	1-1	0-0
NON-CONFERENCE	0-0	0-0	0-0	0-0

## Score by Periods

Team	1st	2nd	OT	TOT
Delaware	132	127	0	259
Opponents	112	120	0	232

## Team Box Score

No.	Player				Total		3-Point		F-Throw		Rebounds											
		GP-GS	MIN	AVG	FG-FGA	FG%	3FG-3FGA	3FG%	FT-FTA	FT%	OFF	DEF	TOT	AVG	PF	DQ	A	TO	BLK	STL	PTS	AVG
2	CAMDEN, John	3-3	104:22	34.8	18-31	.581	8-17	.471	13-17	.765	2	24	26	8.7	5	0	11	5	0	1	57	19.0
4	LANE, Niels	3-3	98:44	32.9	23-43	.535	1-5	.200	2-3	.667	2	8	10	3.3	13	1	4	6	1	4	49	16.3
1	PASHA, Izaiah	3-3	82:53	27.6	12-21	.571	1-2	.500	18-23	.783	2	6	8	2.7	8	0	7	7	1	4	43	14.3
3	REILLY, Cavan	1-1	34:48	34.8	4-9	.444	1-3	.333	4-5	.800	0	5	5	5.0	4	0	4	2	0	1	13	13.0
20	TIMKO, Erik	3-3	94:37	31.5	9-25	.360	8-16	.500	9-12	.750	1	13	14	4.7	5	0	9	3	1	3	35	11.7
5	EMORY, Macon	3-1	58:17	19.4	8-14	.571	6-10	.600	1-1	1.000	4	13	17	5.7	8	0	0	2	4	2	23	7.7
13	MIDDLETON JR., Trent	3-0	79:35	26.5	7-19	.368	1-4	.250	2-2	1.000	2	10	12	4.0	12	2	10	3	0	3	17	5.7
8	KOGBARA, Kevin	3-0	19:54	6.6	6-7	.857	0-0	.000	0-0	.000	1	5	6	2.0	2	0	1	3	0	0	12	4.0
00	MOSS, Gabe	3-0	21:28	7.2	4-7	.571	0-0	.000	2-5	.400	2	0	2	0.7	2	0	1	2	1	1	10	3.3
15	EMORY, Houston	1-1	02:48	2.8	0-0	.000	0-0	.000	0-0	.000	1	0	1	1.0	0	0	0	0	0	0	0	0.0
10	BAFFONE, Brandon	1-0	01:17	1.3	0-0	.000	0-0	.000	0-0	.000	0	0	0	0.0	0	0	0	0	0	0	0	0.0
12	MCFADDEN, Alex	1-0	01:17	1.3	0-1	.000	0-1	.000	0-0	.000	0	0	0	0.0	0	0	0	0	0	0	0	0.0
Team											4	7	11									
Total		3	600		91-177	.514	26-58	.448	51-68	.750	21	91	112	37.3	59	3	47	33	8	19	259	86.3
Opponents		3	600		78-192	.406	17-59	.288	59-80	.738	39	75	114	38.0	54	1	34	30	13	17	232	77.3

## Team Statistics

	UD	OPP
<b>Scoring</b>	<b>259</b>	<b>232</b>
Points per game	86.3	77.3
Scoring margin	+9.0	-
<b>Field goals-att</b>	<b>91-177</b>	<b>78-192</b>
Field goal pct	.514	.406
<b>3 point fg-att</b>	<b>26-58</b>	<b>17-59</b>
3-point FG pct	.448	.288
3-pt FG made per game	8.7	5.7
<b>Free throws-att</b>	<b>51-68</b>	<b>59-80</b>
Free throw pct	.750	.738
F-Throws made per game	17.0	19.7
<b>Rebounds</b>	<b>112</b>	<b>114</b>
Rebounds per game	37.3	38.0
Rebounding margin	-0.7	-
<b>Assists</b>	<b>47</b>	<b>34</b>
Assists per game	15.7	11.3
<b>Turnovers</b>	<b>33</b>	<b>30</b>
Turnovers per game	11.0	10.0
Turnover margin	-1.0	-
Assist/turnover ratio	1.4	1.1
<b>Steals</b>	<b>19</b>	<b>17</b>
Steals per game	6.3	5.7
<b>Blocks</b>	<b>8</b>	<b>13</b>
Blocks per game	2.7	4.3
<b>Winning streak</b>	<b>2</b>	<b>-</b>
Home win streak	1	-
<b>Attendance</b>	<b>1981</b>	<b>1310</b>
Home games-Avg/Game	1-1981	2-655
Neutral site-Avg/Game	-	0-0

## Team Results

Date	Opponent		Score	Att.
01/02/2025	at Northeastern	L	77-80	602
01/04/2025	Monmouth	W	84-64	1981
01/09/2025	at N.C. A&T	W	98-88	708

# TEAM NATIONAL RANKINGS

THROUGH GAMES PLAYED 1/9

Statistic	National Rank	Conference Rank	Value	National Leader	Value	Conference Leader	Value
Assist/Turnover Ratio (355 ranked)	213	9	1.10	Auburn	2.04	William & Mary	1.43
Assists Per Game (355 ranked)	175	5	14.0	Cornell	20.6	William & Mary	17.5
Bench Points per game (355 ranked)	311	10	16.31	Missouri	40.73	Hampton	38.75
Blocks Per Game (355 ranked)	125	5	3.7	Auburn	6.9	Northeastern	4.7
Effective FG pct (355 ranked)	60	2	0.549	Michigan	0.602	William & Mary	0.568
Fastbreak Points (355 ranked)	65	2	13.56	Michigan St.	20.00	William & Mary	14.56
Field Goal Percentage (355 ranked)	89	2	46.9	Michigan	51.9	William & Mary	47.3
Field Goal Percentage Defense (355 ranked)	151	6	42.6	Houston	34.3	Hofstra	37.2
Fouls Per Game (355 ranked)	222	11	17.4	Creighton	10.8	Elon	12.2
Free Throw Attempts Per Game (355 ranked)	131	4	20.4	Winthrop	31.5	UNCW	25.5
Free Throw Percentage (355 ranked)	20	2	78.0	Wisconsin	85.5	Campbell	78.4
Free Throws Made Per Game (355 ranked)	70	4	15.9	Missouri Winthrop	21.0 21.0	UNCW	18.9
Rebound Margin (355 ranked)	311	11	-3.4	Illinois	13.3	Elon	11.1
Rebounds (Defensive) Per Game (355 ranked)	64	6	27.06	Illinois	32.53	Elon	29.06
Rebounds (Offensive) Per Game (355 ranked)	335	12	7.88	Texas A&M	16.67	Elon	14.63
Rebounds Per Game (355 ranked)	252	11	34.94	Florida Illinois	45.87 45.87	Elon	43.69
Scoring Defense (355 ranked)	304	13	76.7	Houston	54.0	Drexel	64.4
Scoring Margin (355 ranked)	204	8	2.9	Houston	22.4	UNCW	10.3
Scoring Offense (355 ranked)	78	3	79.6	Alabama	90.9	William & Mary	82.3
Steals Per Game (355 ranked)	288	12	5.9	UTEP	11.6	Hampton	8.0
Three Point Attempts Per Game (355 ranked)	139	4	24.1	UTRGV	36.1	William & Mary	31.2
Three Point Percentage (355 ranked)	25	1	38.3	Bradley	42.0	Delaware	38.3
Three Point Percentage Defense (355 ranked)	259	13	34.5	Tennessee	24.6	Drexel	27.5
Three Pointers Per Game (355 ranked)	66	2	9.3	North Dakota St.	12.4	William & Mary	11.4
Turnover Margin (355 ranked)	279	11	-1.4	UC San Diego	8.2	Campbell	2.8
Turnovers Forced Per Game (355 ranked)	273	11	11.31	UTEP	18.93	Hampton	14.00
Turnovers Per Game (355 ranked)	245	12	12.7	4 teams tied	9.0	Towson	9.9
Winning Percentage (354 ranked)	166	5	56.3	Utah St.	93.8	Col. of Charleston	81.3



# INDIVIDUAL NATIONAL RANKINGS

THROUGH GAMES PLAYED 1/9

Statistic	Player	National Rank	Conference Rank	Value	National Leader	Value	Conference Leader	Value
Assist/Turnover Ratio (349 ranked)					Josh Hubbard, Mississippi St.	4.90	CJ Fulton, Col. of Charleston	4.55
Assists (340 ranked)	Izaiah Pasha	318	13	48	Ryan Nembhard, Gonzaga	164	CJ Fulton, Col. of Charleston	91
Assists Per Game (348 ranked)	Izaiah Pasha	308	8	3.2	Ryan Nembhard, Gonzaga	9.6	CJ Fulton, Col. of Charleston	6.1
Blocks (317 ranked)	Niels Lane	317	14	13	Gabe Dynes, Youngstown St.	55	Matthew Van Komen, Elon	42
Blocks Per Game (348 ranked)	Niels Lane Macon Emory	320 335	14 15	0.87 0.86	Gabe Dynes, Youngstown St.	3.24	Matthew Van Komen, Elon	2.80
Double Doubles (195 ranked)					Maxime Raynaud, Stanford	12	Ante Brzovic, Col. of Charleston	6
Field Goal Attempts (349 ranked)	John Camden	230	12	179	Trenton McLaughlin, Northern Ariz.	294	Landon Glasper, N.C. A&T	287
Field Goal Percentage (348 ranked)	Niels Lane John Camden	83 167	3 5	52.6 48.0	Daniel Batcho, Louisiana Tech	75.7	Noah Collier, William & Mary	61.5
Field Goals (328 ranked)	John Camden Niels Lane	174 231	7 8	86 82	Eric Dixon, Villanova	131	Ante Brzovic, Col. of Charleston	121
Free Throw Attempts (335 ranked)	John Camden	185	10	73	Aniwaniwa Tait-Jones, UC San Diego	137	TJ Simpkins, Elon	105
Free Throw Percentage (349 ranked)	Erik Timko Izaiah Pasha John Camden	76 228 304	4 10 14	86.4 79.6 76.7	Steven Ashworth, Creighton	98.2	Abdi Bashir Jr., Monmouth	94.3
Free Throws (340 ranked)	John Camden Erik Timko	173 239	8 13	56 51	PJ Haggerty, Memphis	110	Donovan Newby, UNCW	84
Minutes Per Game (350 ranked)	John Camden Cavan Reilly Erik Timko	220 268 330	15 16 19	31:58 31:30 30:58	Bennett Stirtz, Drake	38:03	Jahnathan Lamothe, N.C. A&T	36:25
Points (347 ranked)	John Camden	91	6	271	Eric Dixon, Villanova	386	Abdi Bashir Jr., Monmouth	343
Points Per Game (989 ranked)	John Camden Niels Lane Cavan Reilly Erik Timko Izaiah Pasha	107 330 612 630 744	6 13 24 26 31	16.9 14.3 12.1 12.1 11.4	Eric Dixon, Villanova	25.7	Abdi Bashir Jr., Monmouth	21.4
Rebounds (334 ranked)					Jamichael Stillwell, Milwaukee	201	Nikolaos Chitikoudis, N.C. A&T	163
Rebounds (Defensive) Per Game (345 ranked)	John Camden	213	13	4.69	Nique Clifford, Colorado St.	8.87	Ante Brzovic, Col. of Charleston	7.50
Rebounds (Offensive) Per Game (343 ranked)					Zuby Ejiofor, St. John's (NY)	4.69	Matthew Van Komen, Elon	3.93
Rebounds Per Game (350 ranked)					Oscar Cluff, South Dakota St.	12.2	Nikolaos Chitikoudis, N.C. A&T	9.6
Steals (336 ranked)	Niels Lane	336	8	21	Hayden Gray, UC San Diego	62	Nolan Dorsey, Campbell Landon Glasper, N.C. A&T	26 26
Steals Per Game (346 ranked)	Niels Lane	332	6	1.40	Hayden Gray, UC San Diego	3.88	Nolan Dorsey, Campbell Landon Glasper, N.C. A&T	1.63 1.63
Three Point Attempts (341 ranked)	John Camden Cavan Reilly	132 341	8 16	98 79	Layne Taylor, Central Ark.	159	Landon Glasper, N.C. A&T	153
Three Point Percentage (129 ranked)	John Camden	28	3	43.9	Chance McMillian, Texas Tech	50.0	Kobe MaGee, Drexel	45.1
Three Pointers Per Game (346 ranked)	John Camden Cavan Reilly	88 253	7 8	2.69 2.07	Tyler McGhie, UC San Diego	4.06	Abdi Bashir Jr., Monmouth	3.94
Total 3-point FGM (331 ranked)	John Camden Erik Timko Cavan Reilly	69 298 331	7 12 14	43 30 29	Tyler McGhie, UC San Diego	65	Abdi Bashir Jr., Monmouth	63
Triple Doubles (2 ranked)					Sean Smith, Western Ill.	2		

## 2024-25 BOX SCORES

## GAME 1 - BUCKNELL 85, DELAWARE 73



Official Basketball Box Score - Final  
Bucknell at Delaware  
11/04/24 Bob Carpenter Center, Newark  
2024-25 Men's Basketball

Game Time: 6:30 PM  
Game Duration: 2:07  
Attendance: 1,775

Officials: Phil Salatiello Jr., Brandon Cruz, David Powell

Bucknell - 85

Record: 1-0

NO. Name		Min	FG M-A	3P M-A	FT M-A	Rebounds OR DR TOT	Fouls PF FD	TP	AS	TO	ST	Blocks BS BA	+/-
1 Ian Motta	F	23:44	7-11	2-2	2-3	2 3 5	2 2	18	1	3	0	0	1 -2
22 Ruot Bijik	F	21:53	2-4	2-3	0-0	0 4 4	1 2	6	1	0	0	2 0 -3	
3 Noah Williamson	C	24:13	6-8	1-1	6-10	0 12 12	4 7	19	1	4	1	0 0 16	
5 Elvin Edmonds IV	G	29:11	5-8	0-2	4-4	0 7 7	2 2	14	5	4	0	0 1 11	
13 Josh Bascoe	G	33:41	6-11	4-4	2-2	1 1 2	2 3	18	1	4	3	0 1 15	
3 Jayden Williams		11:18	1-4	0-2	1-2	0 0 0	1 4	3	2	1	2	0 1 3	
23 Pip Ajayi		09:45	0-1	0-0	0-4	1 1 2	0 0	2	0	1	0	0 0 -2	
10 Brandon McCreesh		23:42	1-4	1-4	0-0	0 1 1	2 0	3	2	0	0	0 0 12	
24 Achille Spadone		22:33	1-4	0-1	2-2	0 1 1	3 2	4	0	0	0	0 1 4	
Team						2 4 6		0	0	0			
Totals			29-55	10-19	17-27	6 34 40	17 24	85	14	16	6	2 5 12	

Technical Fouls: NONE

Shooting By Period		
1 <sup>st</sup> FG%	13.25	52.0%
3PT%	5-10	50.0%
FT%	6-13	46.2%
2 <sup>nd</sup> FG%	16.30	53.3%
3PT%	5-9	55.6%
FT%	11-14	78.6%
GM FG%	29-55	52.7%
3PT%	10-19	52.6%
FT%	17-27	63.0%
Dead Ball Rebounds: 6, 0		

Delaware - 73

Record: 0-1

NO.	Name	Min	FG M-A	3P M-A	FT M-A	Rebounds OR DR TOT	Fouls PF FD	TP	AS	TO	ST	Blocks BS BA	+/-
2	John Camden	F 27:39	8-15	2-5	1-2	3 0 3	5 3	19	1	3	1	2	7
1	Izaiah Pasha	G 23:03	1-8	0-2	1-2	0 4 4	1 1	3	2	4	1	2	0
3	Cavan Reilly	G 28:20	2-6	1-5	1-2	0 0 0	3 2	6	1	0	0	0	-12
4	Niels Lane	G 33:27	6-9	2-3	2-2	0 5 5	2 1	16	1	2	0	0	-10
20	Erik Timko	G 30:50	7-11	2-5	4-5	0 4 4	2 4	20	2	1	0	1	0 -9
7	Tahron Allen	18:05	1-6	0-1	0-0	0 3 3	0 0	2	1	1	1	0	-17
8	Kevin Kogbara	03:35	0-0	0-0	0-0	0 0 0	4 0	0	1	1	1	0	-3
13	Trent Middleton Jr.	24:11	1-7	1-5	2-2	0 3 3	2 2	5	4	1	2	0	-15
00	Gabe Moss	06:19	0-1	0-0	0-2	1 2 3	2 1	0	0	0	0	0	-4
15	Houston Emory	04:31	1-1	0-0	0-1	1 0 1	3 3	2	0	1	2	0	-1
Team						3 3 6		0	0				
Totals			27-64	8-26	11-18	8 24 32	24 17	73	13	14	8	5	-12

Technical Fouls: NONE

Shooting By Period		
1 <sup>st</sup> FG%	17.32	53.1%
3PT%	7-14	50.0%
FT%	5-11	45.5%
2 <sup>nd</sup> FG%	10.32	31.3%
3PT%	1-12	8.3%
FT%	6-7	85.7%
GM FG%	27-64	42.2%
3PT%	8-26	30.8%
FT%	11-18	61.1%
Dead Ball Rebounds: 2, 0		

	BUCK	DEL
Biggest lead	12 (2 <sup>nd</sup> 0:15)	12 (1 <sup>st</sup> 12:07)
Best Scoring Run	12 (2 <sup>nd</sup> 0:15)	6 (1 <sup>st</sup> 18:43)
Lead Changes	1	
Times Tied	5	
Time with Lead	02:38	33:22

Points from	BUCK	DEL
Turnovers	12	11
Paint	38	34
Second Chance	5	4
Fast Breaks	11	4
Bench	10	9

Period by Period Scoring	1st	2nd	TOT
BUCK	37	48	85
DEL	46	27	73

## GAME 2 - DELAWARE 81, ROBERT MORRIS 77



Official Basketball Box Score - Final  
Robert Morris at Delaware  
11/07/24 Bob Carpenter Center, Newark  
2024-25 Men's Basketball

Game Time: 6:30 PM  
Game Duration: 2:09  
Attendance: 1,402

Officials: Jeffery Clark, Ed Corfuss, Adam Flore

Robert Morris - 77

Record: 0-2

No.	Name	Min	FG M/A	3P M/A	FT M/A	Rebounds OR DR TOT	Fouls PF BD	TP	AS	TO	ST	Blocks BS BA	+/-
7	Alvaro Folgueiras	F 21:56	1-3	1-1	0-0	1 5 6	4 0	3	2	2	0	0	1 -15
45	Ismael Plet	F 24:50	4-10	0-1	2-4	2 3 5	3 2	10	1	1	0	0	1 -13
2	Ryan Prather Jr.	G 28:51	4-7	3-5	3-3	0 1 1	1 2	14	0	1	0	0	0 -1
4	Josh Omojajo	G 26:18	4-14	0-3	4-6	3 4 7	3 4	12	0	2	0	0	1 5
8	Kam Woods	G 38:55	9-25	2-9	2-5	4 3 7	2 3	22	6	3	2	0	1 -5
3	Amari Dickerson	19:03	3-4	2-2	2-2	3 2 5	5 4	10	1	2	1	3	0 16
11	D.J. Smith	19:56	2-3	1-1	1-2	1 2 3	4 2	6	2	0	0	0	0 3
23	Chris Ford	13:36	0-2	0-0	0-0	0 1 1	0 0	0	0	0	2	0	0 6
10	Dilen Miller	06:35	0-1	0-1	0-0	0 0 0	2 0	0	0	0	0	0	0 -7
Team						0 1 1		0	0				
Totals			27-69	9-23	14-22	14 22 36	24 17	77	12	11	5	3	4 -4

Technical Fouls: NONE

Shooting By Period		
1 <sup>st</sup> FG%	15.33	45.5%
3PT%	5-11	45.5%
FT%	8-13	61.5%
2 <sup>nd</sup> FG%	12.36	33.3%
3PT%	4-12	33.3%
FT%	6-9	66.7%
GM FG%	27-69	39.1%
3PT%	9-23	39.1%
FT%	14-22	63.6%
Dead Ball Rebounds: 4, 0		

Delaware - 81

Record: 1-1

NO. Name		Min	FG M-A	3P M-A	FT M-A	Rebounds OR DR TOT	Fouls PF FD	TP	AS	TO	ST	Blocks BS BA	+/-
2 John Camden	F	24:51	1-6	1-4	6-8	0 3 3	3 5	9	0	1	0	1	-9
1 Izaiah Pasha	G	15:32	2-3	1-2	2-2	1 2 3	2 3	7	3	2	0	0	6
3 Cavan Reilly	G	25:59	3-4	1-2	3-4	0 4 4	2 3	10	0	0	1	1	0
4 Niels Lane	G	31:52	8-12	0-0	3-6	0 7 7	2 6	19	1	3	3	0	14
20 Erik Timko	G	36:38	3-12	0-4	6-6	1 2 3	1 3	12	3	1	0	0	2
5 Macon Emory		08:08	0-2	0-1	0-0	0 0 0	1 0	0	0	0	0	0	-10
7 Tahron Allen		11:45	2-3	0-0	0-0	0 0 0	1 0	4	0	2	1	0	-7
8 Kevin Kogbara		09:51	2-5	1-1	0-0	2 4 6	2 0	5	0	3	0	0	-1
13 Trent Middleton Jr.		24:28	3-4	1-1	6-6	0 2 2	1 4	13	1	1	0	0	-2
15 Houston Emory		10:56	1-2	0-0	0-0	0 5 5	2 0	2	0	1	0	1	16
Team						3 3 6		0	1				
Totals			25-53	5-15	26-32	7 32 39	17 24	81	8	15	5	4 3 4	

Technical Fouls: NONE

Shooting By Period		
1 <sup>st</sup> FG%	15.24	62.5%
3PT%	4-8	50.0%
FT%	11-13	84.6%
2 <sup>nd</sup> FG%	10.29	34.5%
3PT%	1-7	14.3%
FT%	15-19	78.9%
GM FG%	25-53	47.2%
3PT%	5-15	33.3%
FT%	26-32	81.3%
Dead Ball Rebounds: 5, 0		

	RMU	DEL
Biggest lead	11 (1 <sup>st</sup> 10:44)	5 (1 <sup>st</sup> 2:14)
Best Scoring Run	8 (1 <sup>st</sup> 12:17)	14 (1 <sup>st</sup> 6:51)
Lead Changes	13	
Times Tied	9	
Time with Lead	19:58	15:33

Points from	RMU	DEL
Turnovers	20	18
Paint	32	36
Second Chance	16	6
Fast Breaks	6	22
Bench	16	24

Period by Period Scoring	1st	2nd	TOT
RMU	43	34	77
DEL	45	36	81

## GAME 3 - DELAWARE 64, IONA 58



Official Basketball Box Score - Final  
Delaware at Iona  
11/10/24 Hyatt Center, New Rochelle  
2024-25 Men's Basketball

Game Time: 7:00 PM  
Game Duration: 2:14  
Attendance: 2,028

Officials: Matt Poter, Vasil Malicos, Tyler Sandmann

Delaware - 64

Record: 2-1

NO.	Name	Min	FG M-A	3P M-A	FT M-A	Rebounds OR DR TOT	Fouls PF FD	TP	AS	TO	ST	Blocks BS BA	+/-
2	John Camden	F 22:27	3-9	2-4	0-1	2 3 5	2 0	8	1	0	0	0	1 -1
1	Izaiah Pasha	G 26:58	3-10	0-4	0-2	1 3 4	2 2	8	2	2	0	0	2 -6
3	Cavan Reilly	G 25:25	2-6	1-4	4-4	2 4 6	2 3	9	0	0	2	0	1 0 2
4	Niels Lane	G 34:22	5-9	2-3	2-2	1 5 6	3 1	14	1	5	4	1	0 2
20	Erik Timko	G 23:49	1-5	0-1	2-2	0 3 3	1 1	4	0	1	0	0	-7
5	Macon Emory	09:47	1-3	0-1	1-2	2 1 3	1 4	3	0	1	2	0	0 9
7	Tahron Allen	20:22	6-11	2-2	0-0	1 2 3	2 1	14	0	2	1	0	0 11
8	Kevin Kogbara	08:23	0-2	0-0	0-0	1 0 1	1 1	0	2	0	0	0	1 4
13	Trent Middleton Jr.	14:29	1-2	0-1	0-0	0 3 3	1 1	2	0	2	1	0	0 7
15	Houston Emory	13:58	0-2	0-0	2-4	0 0 0	4 3	2	2	0	1	1	0 9
Team						3 2 5		0	0				
Totals			22-59	7-20	13-17	13 26 39	19 17	64	8	15	9	6 5	6

Technical Fouls: Allen 1<sup>st</sup> 0:01

Shooting By Period		
1 <sup>st</sup> FG%	12.41	29.3%
3PT%	4-15	26.7%
FT%	2-3	66.7%
2 <sup>nd</sup> FG%	10-18	55.6%
3PT%	3-5	60.0%
FT%	11-14	78.6%
GM FG%	22-58	37.9%
3PT%	7-20	35.0%
FT%	13-17	76.5%
Dead Ball Rebounds: 1, 0		

Iona - 58

Record: 0-3

No.	Name	Min	FG M-A	3P M-A	FT M-A	OR	DR	TOT	Fouls PF FD	TP	AS	TO	ST	Blocks BS BA	+/-	
1	Jacob Hogarth	F 08:18	0-1	0-1	0-0	1	0	1	0	0	0	1	0	0	-5	
4	Clarence Rupert	F 29:09	0-7	0-1	1-2	5	5	10	1	1	1	2	1	1	1	
2	Adam Nije Jr.	G 30:17	3-14	0-3	0-1	2	4	6	2	2	6	3	4	2	2	
3	DeJourn Reeves	G 38:27	6-17	2-6	2-2	1	3	4	2	2	16	3	0	2	1	
25	Kennan Bundy	G 26:12	2-7	0-2	1-1	5	2	7	4	2	5	0	1	0	0	
0	James Patterson	13:01	1-7	1-4	2-4	2	3	5	3	3	5	0	1	1	-8	
10	Comeh Emuobor	09:30	0-1	0-1	0-0	0	0	0	0	0	0	2	0	0	-12	
32	Yaphet Moundi	25:31	6-8	0-0	4-12	9	9	18	3	6	16	1	3	3	0	
7	Luke Jungers	13:41	2-6	1-4	0-0	0	1	1	1	0	5	1	2	1	-6	
23	JoJo Wallace	06:30	2-3	0-0	0-0	0	0	0	1	4	0	0	0	0	1	
24	Justin Menard	01:24	0-2	0-0	0-0	0	0	0	2	1	0	0	1	0	-7	
Team						6	0	6		0	0					
Totals			22-73	4-22	10-22	31	27	58	18	58	9	17	10	5	6	-6

## GAME 5 - VERMONT 75, DELAWARE 71

## GAME 6 - DELAWARE 100, YALE 94



Official Basketball Box Score - Final  
Delaware at Vermont  
11/23/24 Morgan State Arena, Uncasville  
2024-25 Men's Basketball

Game Time: 12:00 PM  
Game Duration: 2:01

Officials: Isaac Barnett, John Cahill, Jr., Josue Nieves

Delaware - 71

Record: 2-3

NO. Name	Min	FG M-A	3P M-A	FT M-A	Rebounds OR DR TOT	Fouls PF FD	TP	AS	TO	ST	Blocks BS BA	+/-
2 John Camden	F 32:21	4-10	2-6	9-9	0 1 1	1 4	19	3	0	1	0 1	-6
3 Cavan Reilly	G 32:32	6-9	2-5	4-6	0 4 4	1 5	16	1	2	0	0 0	-3
4 Niels Lane	G 31:23	3-10	1-3	0-0	0 1 1	2 0	7	1	4	1	0 0	-13
7 Tahron Allen	G 10:28	0-2	0-1	0-0	0 2 2	1 0	0	0	0	0	0 0	-10
20 Erik Timko	G 31:03	2-5	1-2	0-0	0 6 6	2 1	5	0	2	0	0 0	-6
1 Izaiah Pasha	29:47	7-9	2-2	4-4	0 2 2	4 3	20	3	6	0	1 0	7
5 Macon Emory	15:59	0-1	0-1	0-0	0 5 5	4 0	0	0	0	0	0 0	0
15 Houston Emory	07:39	1-1	0-0	0-0	0 1 1	1 0	2	0	1	0	0 0	2
13 Trent Middleton Jr.	08:49	0-1	0-1	0-0	0 1 1	1 0	0	1	0	1	0 0	3
Team					2 1 3	0	0	1				
Totals		23-48	8-21	17-19	2 24 26	17 13	71	9	16	3	2 1	-4

Technical Fouls:NONE

Vermont - 75

Record: 3-3

NO. Name	Min	FG M-A	3P M-A	FT M-A	Rebounds OR DR TOT	Fouls PF FD	TP	AS	TO	ST	Blocks BS BA	+/-
0 Ileri Ayo-Faleye	F 27:28	3-5	2-3	0-0	1 4 5	5 0	8	1	2	0	1 0	12
32 Nick Fiorillo	F 33:29	5-9	4-6	6-6	3 5 8	1 4	20	3	1	1	0 0	14
3 TJ Hurley	G 34:59	4-12	1-7	5-6	0 2 2	2 5	14	4	0	1	0 1	11
12 Shamir Bogues	G 33:08	8-11	1-2	1-2	1 5 6	2 3	16	3	3	0	0 0	12
20 TJ Long	G 31:07	2-8	1-4	2-4	0 1 1	2 2	7	1	3	1	0 1	0
5 Sean Blake	06:23	2-2	0-0	0-0	0 1 1	0 0	4	0	1	0	0 0	-8
2 Sam Alamutu	15:13	1-5	0-2	0-1	3 3 6	0 2	2	1	0	0	0 0	-15
21 Seth Joba	02:31	0-3	0-2	0-0	0 0 0	1 0	0	0	0	0	0 0	-8
13 Jace Roquemore	07:21	0-1	0-1	0-0	0 0 0	0 0	0	0	0	0	0 0	0
34 Noah Barnett	08:21	0-0	0-0	2-2	0 0 0	0 1	2	0	0	0	0 0	2
Team					1 2 3	0	0	0				
Totals		25-56	9-27	16-21	9 23 32	13 17	75	13	10	6	1 2	4

Technical Fouls:NONE

	DEL	VER
Biggest lead	4 (1 <sup>st</sup> 11:21)	12 (2 <sup>nd</sup> 7:36)
Best Scoring Run	11 (1 <sup>st</sup> 11:21)	10 (1 <sup>st</sup> 1:18)
Lead Changes	6	0
Times Tied	6	0
Time with Lead	04:30	31:24

Points from Turnovers	13	17
Paint	30	26
Second Chance	0	6
Fast Breaks	11	17
Bench	22	8

	1st	2nd	TOT
DEL	34	37	71
VER	37	38	75

Shooting By Period	
1 <sup>st</sup> FG%	14-31 45.2%
3PT%	4-15 26.7%
FT%	5-8 62.5%
2 <sup>nd</sup> FG%	11-25 44.0%
3PT%	5-12 41.7%
FT%	11-13 84.6%
GM FG%	25-56 44.6%
3PT%	9-27 33.3%
FT%	16-21 76.2%
Dead Ball Rebounds: 3, 0	



Official Basketball Box Score - Final  
Yale at Delaware  
11/24/24 Morgan State Arena, Uncasville  
2024-25 Men's Basketball

Game Time: 6:00 PM  
Game Duration: 2:08  
Attendance: 3,124

Officials: Ryan Holmes, Anthony Burris, Ryan Corbett

Yale - 94

Record: 4-4

NO. Name	Min	FG M-A	3P M-A	FT M-A	Rebounds OR DR TOT	Fouls PF FD	TP	AS	TO	ST	Blocks BS BA	+/-
42 Nick Townsend	F 33:07	7-12	0-0	6-8	2 8 10	2 6	20	4	1	0	0 0	-2
10 Samson Alatan	G 20:29	4-8	0-0	6-7	3 1 4	0 6	14	0	0	0	0 0	-6
2 Bez Mbeng	G 37:20	7-14	3-5	3-5	0 1 1	3 3	20	5	2	1	1 1	-5
4 John Poulakidas	G 27:13	5-15	1-7	8-8	0 2 2	5 4	19	1	0	1	0 0	3
24 Yassine Gharram	G 22:01	2-4	1-2	0-0	1 5 6	1 0	5	2	3	0	0 1	-23
8 Isaac Celisicar	25:06	2-3	0-0	1-1	0 3 3	4 1	5	3	0	0	0 0	2
15 Charles Simmons	26:50	5-7	0-1	1-1	0 2 2	4 3	11	0	0	0	0 0	15
11 Trevor Mullin	03:52	0-2	0-1	0-0	0 0 0	0 0	0	0	1	0	0 0	-3
33 Jack Molloy	01:18	0-1	0-1	0-0	0 0 0	2 1	0	0	0	0	0 0	-6
3 Jordan Brathwaite	02:44	0-1	0-1	0-0	0 0 0	0 0	0	0	0	0	0 0	-5
Team					3 0 3	0	0	0				
Totals		32-67	5-18	25-30	9 22 31	21 24	94	16	6	3	1 3	-6

Technical Fouls:NONE

Delaware - 100

Record: 3-3

NO. Name	Min	FG M-A	3P M-A	FT M-A	Rebounds OR DR TOT	Fouls PF FD	TP	AS	TO	ST	Blocks BS BA	+/-
2 John Camden	F 37:30	9-15	7-11	5-5	1 7 8	2 3	30	2	1	0	0 0	4
1 Izaiah Pasha	G 37:00	6-12	0-3	5-7	2 7 9	2 6	17	3	3	0	1 1	4
3 Cavan Reilly	G 34:45	5-10	5-10	8-8	0 1 1	4 5	23	3	1	0	0 0	6
7 Tahron Allen	G 24:24	4-7	1-2	2-3	0 1 1	4 3	11	2	1	3	1 0	7
20 Erik Timko	G 38:38	3-7	2-6	5-5	2 3 5	4 2	13	4	1	0	1 0	10
15 Houston Emory	08:29	1-2	0-0	1-2	1 2 3	5 3	0	1	0	0	0 0	-4
8 Kevin Kogbara	09:37	0-0	0-0	0-0	0 4 4	3 0	0	2	2	0	0 0	4
11 Kobe Jerome	09:37	1-2	1-2	0-0	0 0 0	0 0	3	1	1	0	0 0	-1
Team					2 1 3	0	0	0				
Totals		29-55	16-34	26-30	8 26 34	24 21	100	17	11	3	3 1	8

Technical Fouls:NONE

	Yale	Dela
Biggest lead	4 (1 <sup>st</sup> 17:03)	18 (2 <sup>nd</sup> 15:25)
Best Scoring Run	10 (1 <sup>st</sup> 0:15)	11 (2 <sup>nd</sup> 16:48)
Lead Changes	5	7
Times Tied	3	5
Time with Lead	02:55	34:18

Points from Turnovers	Yale 2	Dela 24
Paint	48	24
Second Chance	17	5
Fast Breaks	7	21
Bench	16	6

	1st	2nd	TOT
Yale	42	52	94
Dela	47	53	100

## GAME 7 - DELAWARE 72, RIDER 66

## GAME 8 - DELAWARE 93, DELAWARE STATE 80



Official Basketball Box Score - Final  
Delaware at Rider  
11/30/24 Alumni Gymnasium, Lawrence Township  
2024-25 Men's Basketball

Game Time: 2:00 PM  
Game Duration: 1:46  
Attendance: 1,328

Officials: Lamar Simpson, Brian Zivk, John Cahill Jr.

Delaware - 72

Record: 4-3

NO. Name	Min	FG M-A	3P M-A	FT M-A	Rebounds OR DR TOT	Fouls PF FD	TP	AS	TO	ST	Blocks BS BA	+/-
2 John Camden	F 34:42	5-12	1-4	1-3	1 6 7	0 2	12	0	0	0	0 1	8
1 Izaiah Pasha	G 37:14	7-10	0-0	1-2	1 5 6	1 4	15	3	1	1	0 2	6
3 Cavan Reilly	G 37:14	6-12	4-10	2-2	0 3 3	0 2	18	4	1	0	0 0	6
7 Tahron Allen	G 20:15	2-6	0-1	1-2	0 1 1	1 1	5	2	0	0	0 0	6
20 Erik Timko	G 30:35	5-9	3-7	2-2	2 4 6	1 1	15	2	0	0	0 0	0
4 Niels Lane	19:33	1-5	1-2	2-2	1 4 5	3 2	5	1	2	1	1 0	2
15 Houston Emory	08:28	0-1	0-0	0-0	0 1 1	1 0	0	0	1	0	3 0	6
8 Kevin Kogbara	02:46	1-2	0-0	0-0	1 0 1	0 0	2	0	0	0	0 0	0
11 Kobe Jerome	02:46	0-0	0-0	0-0	0 0 0	0 0	0	0	0	1	0 0	0
5 Macon Emory	06:27	0-1	0-1	0-0	0 0 0	0 0	0	0	0	0	0 0	-4
Team					1 2 3	0	0	1				
Totals		27-58	9-25	9-13	7 26 33	7 12	72	12	6	3	4 3	6

Technical Fouls:NONE

Rider - 66

Record: 4-4

NO. Name	Min	FG M-A	3P M-A	FT M-A	Rebounds OR DR TOT	Fouls PF FD	TP	AS	TO	ST	Blocks BS BA	+/-
7 Ite West-Ingram	F 13:56	0-2	0-0	0-0	0 2 2	1 0	0	1	0	0	0 0	-6
33 Tariq Ingraham	F 24:46	6-9	0-0	0-0	6 5 11	2 1	12	0	0	0	0 0	-15
2 Ruben Rodriguez	G 21:51	0-3	0-0	0-0	0 1 1	1 0	0	5	0	0	0 0	-5
5 Jay Alvarez	G 31:57	7-18	2-7	1-2	1 5 6	1 2	17	1	1	0	0 0	-6
35 T.J. Weeks Jr.	G 35:08	6-16	2-9	1-1	1 7 8	3 3	15	3	1	2	0 0	-8
0 Zion Cruz	23:34	5-12	0-3	0-0	1 4 5	0 1	10	0	1	0	2 1	-1
11 Flash Burton	10:20	2-3	0-1	0-0	0 0 0	0 0	4	0	1	0	0 0	1
21 Cole McCabe	14:05	0-1	0-0	0-0	2 2 4	0 0	0	2	0	0	0 1	6
31 Tyriek Weeks	09:00	1-2	1-1	0-0	2 2 0	0 3	0	1	0	1	0 0	5
12 Andre Young	15:23	2-3	1-2	0-0	0 0 0	4 0	5	0	1	0	0 0	-1
Team					2 1 3	0	0	1				
Totals		29-69	6-23	2-3	15 27 42	12 7	66	12	7	2	3 4	-6

Technical Fouls:NONE

	DEL	RID
Biggest lead	11 (2 <sup>nd</sup> 4:00)	8 (1 <sup>st</sup> 15:36)
Best Scoring Run	10 (1 <sup>st</sup> 12:35)	5 (1 <sup>st</sup> 15:36)
Lead Changes	6	1
Times Tied	1	0
Time with Lead	34:01	05:31

Points from Turnovers	10	5
Paint	34	32
Second Chance	11	13
Fast Breaks	14	2
Bench	7	22

	1st	2nd	TOT
DEL	38	34	72
RID	34	32	66

Shooting By Period	
1 <sup>st</sup> FG%	16-30 53.3%
3PT%	5-10 50.0%
FT%	1-2 50%
2 <sup>nd</sup> FG%	11-28 39.3%
3PT%	4-15 26.7%
FT%	8-11 72.7%
GM FG%	27-58 46.6%
3PT%	9-25 36.0%
FT%	9-13 69.2%
Dead Ball Rebounds: 1, 0	

Shooting By Period	
1 <sup>st</sup> FG%	15-30 50.0%
3PT%	3-8 37.5%
FT%	1-2 50%
2 <sup>nd</sup> FG%	14-39 35.9%
3PT%	3-15 20.0%
FT%	1-1 100%
GM FG%	29-69 42.0%
3PT%	6-23 26.1%
FT%	2-3 66.7%
Dead Ball Rebounds: 0, 0	



Official Basketball Box Score - Final  
Delaware St. at Delaware  
12/30/24 Bob Carpenter Center, Newark  
2024-25 Men's Basketball

Game Time: 6:30 PM  
Game Duration: 1:55  
Attendance: 2,084

Officials: Raley Rutledge, Michael Luckie, Jack Laughon

Delaware St. - 80

Record: 3-6

NO. Name	Min	FG M/A	3P M/A	FT M/A	Rebounds OR OR TOT	Fouls PF FD	TP	AS	TO	ST	Blocks BS BA	+/-
Alston Andrews	18:48	1-4	0-0	2-2	3 4 7	4 2	4	1	2	1	0 0	-12
25 Munser Newton	2:07	0-1	0-0	0-0	0 0 0	0 0	0	0	0	0	0 0	0
00 Robert Smith	G 28:04	8-17	3-6	3-5	2 2 0	0 3	22	0	4	1	0 3	-9
3 Martez Robinson	G 26:41	6-14	1-2	6-8	0 3 3	3 3	15	0	0	1	0 1	-12
11 Kaseem Watson	G 32:13	3-9	0-2	0-0	0 7 7	2 2	6	1	3	2	0 0	-7
4 Corey Perkins	22:01	2-6	0-1	4-5	0 2 2	4 3	8	0	0	2	0 0	0
24 Raymond Somerville	20:30	2-5	0-0	0-0	1 3 4	2 0	4	0	1	1	0 0	2
4 Caleb Summers	0:00	0-0	0-0	0-0	0 0 0	0 0	0	0	0	0	0 0	0
22 Dean Shepherd	13:38	1-2	0-0	2-2	1 0 1	2 1 4	1	0	1	0	0 0	1
15 Ponance James	09:06	2-2	1-1	2-2	0 0 0	1 1	7	3	0	0	0 0	5
13 Kareem Watson	05:03	0-1	0-0	0-0	0 0 1	0 0	0	0	0	0	0 0	-9
Team					3 0 3		0	0	0			

## GAME 9 - DUQUESNE 80, DELAWARE 66



Official Basketball Box Score - Final  
Delaware at Duquesne  
12/06/24 UPMC Cooper Fieldhouse, Pittsburgh, Pa.  
2024-25 Men's Basketball

Game Time: 6:00 PM  
Game Duration: 2:09  
Attendance: 2,033

Officials: Tony Crisp, Tim Kelly, Clare Aubry

Delaware - 66

Record: 5-4

NO.	Name	Min	FG M-A	3P M-A	FT M-A	Rebounds OR DR TOT	Fouls PF FD	TP	AS	TO	ST	Blocks BS BA	+/-
2	John Camden	F 33:20	2-10	0-6	5-6	1 4 5	3 7	9	3	2	2	0 0	-7
1	Izaiah Pasha	G 32:17	4-12	0-0	2-4	2 2 4	1 4	10	4	2	0	1 1	-15
3	Cavan Reilly	G 30:57	3-6	2-5	0-0	2 1 3	4 0	8	1	2	0	0 0	-5
7	Tahron Allen	G 13:13	1-5	1-3	2-2	0 0 0	2 1	5	1	0	0	0 0	1
20	Erik Timko	G 35:22	3-8	2-4	0-0	2 5 7	3 0	8	1	1	0	0 0	-12
4	Niels Lane	25:04	8-10	2-3	0-0	4 4 3	3 20	1	2	0	1 1	-9	
5	Macon Emory	08:39	0-2	0-1	0-0	1 1 2	3 0	0	0	0	0 0	-11	
13	Trent Middleton Jr.	13:37	1-3	0-0	2-3	1 2 3	4 3	4	0	0	0 2	-8	
15	Houston Emory	04:39	1-2	0-0	0-0	2 2 1	0 0	2	0	0	0 0	0	
8	Kevin Kogbara	02:52	0-0	0-0	0-0	0 0 0	1 0	0	0	0	0 0	-4	
Team						1 3 4		0	1				
Totals		23:58	7-22	13-18	12 22	34	25 18	66	11	12	2	5 2	-14

Technical Fouls: NONE

Duquesne - 80

Record: 2-7

NO.	Name	Min	FG M-A	3P M-A	FT M-A	Rebounds OR DR TOT	Fouls PF FD	TP	AS	TO	ST	Blocks BS BA	+-
5	Hail Barre	F 14:00	4-4	0-0	2-3	2 3 5	0 3	10	0	0	0	1 0	1
0	Tre Dirkins	G 28:01	5-12	4-9	4-4	1 4 5	3 5	18	3	0	1 0	0 11	75%
3	Kareem Rozier	G 34:26	3-11	1-5	7-9	0 2 2	3 5	14	5	0	1 0	2 8	
4	Jaheean Corbett	G 26:46	4-9	0-1	0-1	0 3 3	6 4	8	1	2	2	0 0	-9
8	Maximus Edwards	G 25:34	3-8	1-4	3-3	1 5 6	1 2	10	0	2	0	0 0	-4
1	Cameron Crawford	23:48	3-9	1-5	3-4	2 4 6	2 3	10	1	2	1 0	1 11	
2	David Dixon	05:39	0-0	0-0	2-2	1 1 2	1 1	2	1	1	1 0	-3	
7	Jakub Necas	25:48	3-6	1-2	1-2	5 2 7	4 2	8	0	2	0 1	1 16	
14	Matus Hronsky	17:58	0-3	0-1	0-0	0 3 3	1 0	0	0	0	0 0	1 13	
Team						3 1 4		0	0				
Totals		25:62	8-27	22-28	20 26	46	18 25	80	11	9	6	2 5	-14

Technical Fouls: NONE

	DEL	DUQ
Biggest lead	7 (1 <sup>st</sup> 13:26)	14 (2 <sup>nd</sup> 0:34)
Best Scoring Run	6 (1 <sup>st</sup> 13:26)	7 (2 <sup>nd</sup> 14:45)
Lead Changes	7	
Times Tied	4	
Time with Lead	18:42	18:11

Points from Turnovers	DEL	DUQ
Paint	28	32
Second Chance	14	23
Fast Breaks	6	6
Bench	26	20

Period by Period Scoring	1st	2nd	TOT
DEL	37	29	66
DUQ	36	44	80

Shooting By Period	
1 <sup>st</sup> FG%	11-29 37.9%
3PT%	2-13 15.4%
FT%	12-16 75%
2 <sup>nd</sup> FG%	14-33 42.4%
3PT%	6-14 42.9%
FT%	10-12 83.3%
GM FG%	25-62 40.3%
3PT%	8-27 29.6%
FT%	22-28 78.6%
Dead Ball Rebounds:	1, 0

## GAME 10 - DELAWARE 78, CHESTNUT HILL 51



Official Basketball Box Score - Final  
Chestnut Hill at Delaware  
12/10/24 Bob Carpenter Center, Newark  
2024-25 Men's Basketball

Game Time: 5:30 PM  
Game Duration: 1:42  
Attendance: 1,609

Officials: Greg Moyer, Jarrett Robinson, John Bailey

Chestnut Hill - 51

Record: 3-6

NO.	Name	Min	FG M-A	3P M-A	FT M-A	Rebounds OR DR TOT	Fouls PF FD	TP	AS	TO	ST	Blocks BS BA	+-
12	Omar Salvi	F 20:03	1-10	0-4	0-0	1 2 3	1	0	2	0	0	0 0	-13
25	Neal Hill	F 27:01	0-3	0-2	0-0	1 7 8	1	0	0	5	2	3 0	-8
34	Alejandro Cybak	C 29:26	5-9	1-2	1-2	0 4 4	2 4	12	0	0	1 0	0 0	-11
0	Noah Charles	G 26:49	5-13	1-1	0-0	2 4 6	3 2	11	0	2	3 0	1 14	
1	IV Pott	G 23:45	2-10	0-5	4-4	0 1 1	0 2	8	1	0	4 0	0 0	-11
14	Lucas Dunn	11:49	1-1	1-1	0-0	0 0 0	0 0	3	0	0	0 0	0 0	-8
21	Landon Shivers	10:34	1-6	0-3	1-2	1 2 3	3 1	3	0	0	0 0	1 16	
4	Kamal Lee	11:32	1-9	1-4	0-0	0 2 2	1 0	3	0	0	0 0	3 13	
24	Donald Imo	08:30	1-4	0-0	0-0	1 1 2	1 0	2	0	0	0 0	0 0	-17
22	Tommy Gardier	08:56	1-3	1-2	0-0	0 0 0	0 0	0	3	1	0	0 0	-12
3	Travis Reed	08:08	0-2	0-0	0-0	0 0 0	0 0	0	0	0	0 0	0 0	-6
2	Marshall Baker	04:29	0-0	0-0	2-2	0 2 2	0 1	2	0	0	0 0	0 0	-2
11	Zaki Alston	04:29	1-3	0-1	0-0	1 0 1	0 0	2	0	0	0 0	0 0	-2
23	Amari Dow	04:29	0-1	0-0	0-0	0 0 0	1 0	0	0	0	1 1	0 0	-2
Team						4 0 4		0	0				
Totals		19:74	5-25	8-10	11 25	36	13 10	51	6	6	12	2 7	-27

Technical Fouls: NONE

Delaware - 78

Record: 6-4

NO.	Name	Min	FG M-A	3P M-A	FT M-A	Rebounds OR DR TOT	Fouls PF FD	TP	AS	TO	ST	Blocks BS BA	+-
2	John Camden	F 25:53	2-11	1-7	1-2	1 7 8	0 1	6	2	0	1 0	0 0	20
1	Izaiah Pasha	G 25:47	3-4	0-0	0-0	2 6 8	0 0	6	5	2	0 1	0 20	
3	Cavan Reilly	G 28:18	3-8	1-5	0-0	0 4 4	2 0	7	1	4	3 0	0 0	20
4	Niels Lane	G 30:27	4-9	1-2	4-4	2 5 7	1 3	13	6	3	0 2	1 22	
20	Erik Timko	G 23:23	5-10	2-6	5-5	1 4 5	1 3	17	0	2	0 1	0 11	
13	Trent Middleton Jr.	14:50	2-5	0-3	1-1	1 3 4	1 1	5	2	1	0 0	0 12	
15	Houston Emory	04:02	0-1	0-0	0-0	1 1 2	0 1	0	0	1	0 1	0 1	1
5	Macon Emory	16:37	4-9	2-6	0-0	2 4 6	0 1	10	0	1	0 1	0 21	
0	Gabe Moss	13:05	4-5	0-0	2-2	1 0 1	3 2	10	0	1	0 0	0 12	
11	Kobe Jerome	09:00	1-2	0-1	0-1	0 1 1	1 1	2	0	0	0 0	0 5	
8	Kevin Kogbara	04:29	1-1	0-0	0-0	0 1 1	0 0	2	0	0	1 0	0 2	
10	Brandon Balfione	02:49	0-1	0-1	0-0	0 1 1	0 0	0	0	0	0 0	0 0	-2
12	Alex McFadden	01:20	0-0	0-0	0-0	0 0 0	1 0	0	0	1	0 0	0 0	-2
Team						3 7 10		0	0				
Totals		29:66	7-31	13-15	14 44	58	10 13	78	16	16	5	7 2	27

Technical Fouls: NONE

	CHC	DEL
Biggest lead	4 (1 <sup>st</sup> 12:15)	29 (2 <sup>nd</sup> 3:10)
Best Scoring Run	9 (1 <sup>st</sup> 13:58)	10 (1 <sup>st</sup> 5:17)
Lead Changes	2	
Times Tied	4	
Time with Lead	04:24	32:15

Points from Turnovers	CHC	DEL
Paint	26	44
Second Chance	16	10
Fast Breaks	9	17
Bench	18	29

Period by Period Scoring	1st	2nd	TOT
CHC	28	23	51
DEL	42	36	78

## GAME 11 - DELAWARE 92, MISERICORDIA 75



Official Basketball Box Score - Final  
Misericordia at Delaware  
12/17/24 Bob Carpenter Center, Newark  
2024-25 Men's Basketball

Game Time: 11:00 AM  
Game Duration: 1:46  
Attendance: 3,202

Officials: Wally Rutecki, Tim Kelly, Sean Campbell

Misericordia - 75

Record: 6-2

NO.	Name	Min	FG M-A	3P M-A	FT M-A	Rebounds OR DR TOT	Fouls PF FD	TP	AS	TO	ST	Blocks BS BA	+-
3	Dewin Concepcion	F 16:12	0-1	0-0	0-0	0 0 0	3 1	0	0	0	0 0	0 0	-1
33	Matt Prociak	F 21:24	5-7	2-2	4-4	2 4 6	2 3	16	1	2	0	0 0	-2
4	Eli Stoute	G 18:13	0-5	0-3	2-2	0 1 1	0 1	2	0	1	0 0	0 0	-2
13	Arvid Chandler	G 20:26	4-7	2-3	0-0	1 3 4	1 0	10	4	2	1 0	0 0	0
21	Kevin Lazdowsky	G 21:34	4-12	1-4	1-2	1 2 3	1 1	10	2	1	1 0	1 0	-6
12	Jack Gallagher	15:47	3-4	0-1	0-0	4 4 1	1 1	6	0	3	0 0	1 12	
1	Will Anozie	11:33	3-4	3-3	0-0	0 0 0	2 0	9	0	2	0 0	0 0	-1
24	D.J. Orloff	12:32	1-3	0-1	0-0	0 1 1	3 0	2	0	2	0 0	0 0	-15
2	Darryl Wright	13:42	1-3	1-1	0-0	1 2 2	2 0	3	4	1 2	0 1	-14	
23	Ryan Nasuti	09:54	1-2	0-0	0-0	1 1 1	0 0	2	1	1	0 0	0 0	-7
32	Dylan Wagner	03:59	0-0	0-0	0-0	0 0 0	0 1	0	0	0	0 0	0 0	-1
11	Patrick Brown	07:35	3-5	1-1	0-2	2 2 1	1 1	7	1	0	0 0	0 0	-3
10	Jaylen Rouse	03:46	1-2	0-1	0-0	2 0 2	0 0	2	0	0	0 0	1 1	-1
20	Josh Pelzer	04:47	2-4	0-0	0-0	1 1 0	0 0	6	0	1	0 0	1 0	-2
31	George Mata	02:38	0-0	0-0	0-0	0 0 0	1 0	1	0	0	0 0	0 0	-1
22	Timothy Avrine	04:45	0-0	0-0	0-0	0 0 0	0 0	0	0	0	0 0	0 0	-6
25	Chris Meehan	04:45	0-1	0-0	0-0	1 1 0	0 0	2	2	0 0	0 0	0 0	-6
0	Brendan Brobet	03:14	0-0	0-0	0-0	0 0 0	0 0	0	0	0	0 0	0 0	-2
45	Bryan Graham	03:14	0-1	0-1	0-0	0 0 0	1 0	0	0	0	0 0	1 0	-2
Team						1 1 2		0	1				
Totals		28:61	12-27	7-11	8 23	31	18 10	75	16	19	4	1 5	-17

Technical Fouls: NONE

Delaware - 92

Record: 7-4

NO.	Name	Min	FG M-A	3P M-A	FT M-A	Rebounds OR DR TOT	Fouls PF FD	TP	AS	TO	ST	Blocks BS BA	+/-
2	John Camden	F 28:40	4-8	1-5	5-5	0 5 5	2 3 14	2	1	3	0	0	29
3	Cavan Reilly	G 32:27	3-10	3-9	2-2	3 1 4	0 3 11	3	2	0	0	0	20
4	Niels Lane	G 33:50	5-11	2-4	0-0	1 4 5	2 0 12	9	6	5	2	0	24
13	Trent Middleton Jr.	G 28:49	3-5	1-3	2-4	1 4 5	1 3 9	3	5	0	0	1	29
20	Erik Timko	G 28:05	8-11	6-9	7-7	3 4 0	4 29 0	1	2	0	0	0	12
5	Macon Emory	17:38	1-5	1-5	2-2	0 3 3	3 2 5	2	0	1	3	0	-4
11	Kobe Jerome	06:10	0-2	0-2	0-0	0 0 0	0 0 0	0	0	0	0	0	-7
15	Houston Emory	07:06	0-1	0-0	1-2	0 0 0	0 2 1	0	0	0	0	0	-17
00	Gabe Moss	13:07	4-4	0-0	1 2 3	2 1 8	0 0 0	0	0	0	0	0	3
10	Brandon Balfone	02:25	1-2	1-1	0-0	0 0 0	0 0 3	0	0	0	0	0	-1
12	Alex McFadden	01:43	0-0	0-0	0-0	0 0 0	0 0 0	0	0	0	0	0	-3
Team						1 3 4	0 2 0	0	0	0	0	0	
Totals			29-59	15-38	19-22	8 25 33	10 18 92	22	15	11	5	1	17

## GAME 13 - ST. JOHN'S 97, DELAWARE 76



Official Basketball Box Score - Final  
Delaware at St. John's (NY)  
12/28/24 Carver Arena, Governors  
2024-25 Men's Basketball

Game Time: 6:00 PM  
Game Duration: 2:10  
Attendance: 5,602

Officials: Lamar Simpson, Tony Chiazza, Tim Clougherty

Delaware - 76

Record: 7-6

NO. Name	Min	FG M-A	3P M-A	FT M-A	Rebounds OR DR TOT	Fouls PF FF	TP	AS	TO	ST	Blocks BS BA	+/-
2 John Camden	F 40:00	13-18	9-11	0-0	0 4 4	1 4	35	4	2	3	0 1	-21
1 Izaiah Pasha	F 24:14	5-12	0-2	0-0	0 0 0	4 0	10	5	4	0 0	4 -4	
3 Cavan Reilly	G 33:41	1-8	0-5	0-1	1 5 6	1 1	2	0	2	0 1	-14	
4 Niels Lane	G 24:54	6-11	0-2	2-2	1 1 2	2 2	14	1	3	0 0	1 -14	
20 Erik Timko	G 29:31	3-7	1-4	2-4	0 3 3	2 3	9	3	0	1 1	-8	
15 Houston Emory	03:21	0-0	0-0	0-0	0 0 0	0 0	0	0	0	0 0	-5	
13 Trent Middleton Jr.	13:53	1-3	0-0	0-0	0 0 0	3 1	2	3	1	1 0	0 -8	
00 Gabe Moss	14:56	2-3	0-0	0-0	0 0 0	4 0	4	0	0	0 0	-11	
5 Macon Emory	11:18	0-1	0-0	0-0	0 1 1	0 1	0	0	0	1 0	0 -8	
8 Kevin Kogbara	02:24	0-0	0-0	0-0	1 0 1	0 0	0	0	0	0 0	-4	
11 Kobe Jerome	01:48	0-0	0-0	0-0	0 1 1	0 0	0	1	0	0 0	2	
Team					4 3 7	0	0	2				
Totals		31-63	10-24	4-6	7 18 25	17 12	76	17	15	7	1 8	-21

Technical Fouls: NONE

St. John's (NY) - 97

Record: 11-2

NO. Name	Min	FG M-A	3P M-A	FT M-A	Rebounds OR DR TOT	Fouls PF FF	TP	AS	TO	ST	Blocks BS BA	+/-
17 Rubén Prey	F 11:16	1-1	0-0	0-0	0 1 1	2 0	2	1	0	0	1 0	10
24 Zubý Ejldor	F 25:11	5-8	0-0	6-7	3 4 7	2 6	16	3	1	0	2 1	16
1 Kadary Richmond	G 27:31	5-8	0-1	0-3	0 3 3	1 3	10	7	1	1	1 0	10
5 Delvon Smith	G 33:04	8-14	4-5	0-0	2 11 13	3 3	20	8	2	3	1 0	18
7 Simeon Wilcher	G 27:12	4-9	2-3	2-2	0 1 1	3 1	12	0	3	2	0 0	15
0 Aaron Scott	16:25	1-4	1-2	0-0	0 0 0	0 1	3	1	1	1 0	0 23	
12 RJ Luis Jr.	25:49	7-9	0-0	2-3	0 2 2	1 2	16	3	2	3 0	0 0	10
8 Vincent Iwuchukwu	10:45	5-6	0-0	1-2	1 1 2	0 1	11	0	2	0 1	0 5	
2 Sadiku Ibne Ayo	05:13	0-1	0-0	0-0	0 0 0	0 0	0	0	0	1 0	0 0	
31 Letteris Liotopoulos	06:30	1-1	0-0	0-0	0 0 0	0 0	2	0	0	0 0	-3	
11 Jaiden Glover	11:04	2-3	1-1	0-0	0 0 0	1 0	5	0	0	0 1	0 3	
Team					4 3 7	0	0	0				
Totals		39-64	8-12	11-17	10 26 36	12 17	97	23	12	10	8 1	21

Technical Fouls: NONE

	DEL	SJU
Best lead	2 (1 <sup>st</sup> 19:31)	23 (1 <sup>st</sup> 3:02)
Best Scoring Run	5 (2 <sup>nd</sup> 14:56)	11 (1 <sup>st</sup> 11:08)
Lead Changes	5	
Times Tied	1	
Time with Lead	02:16	37:12

Points from	DEL	SJU
Turnovers	18	16
Paint	40	56
Second Chance	8	13
Fast Breaks	16	15
Bench	6	37

Period by Period Scoring	1st	2nd	TOT
DEL	29	47	76
SJU	48	49	97

Shooting By Period	
1 <sup>st</sup> FG%	18-33 54.5%
3PT%	9-11 81.8%
FT%	6-7 85.7%
2 <sup>nd</sup> FG%	21-31 67.7%
3PT%	3-4 75.0%
FT%	4-5 80%
GM FG%	39-64 60.9%
3PT%	8-12 66.7%
FT%	11-17 64.7%

Dead Ball Rebounds: 3, 0

## GAME 14 - NORTHEASTERN 80, DELAWARE 77



Official Basketball Box Score - Final  
Delaware at Northeastern  
01/02/25 Matthews Arena, Boston  
2024-25 Northeastern Basketball

Game Time: 7:00 PM  
Game Duration: 2:56  
Attendance: 602

Officials: John Galpin, Pat Driscoll, Tommy Morrissey

Delaware - 77

Record: 7-7 (0-1)

NO. Name	Min	FG M-A	3P M-A	FT M-A	Rebounds OR DR TOT	Fouls PF FF	TP	AS	TO	ST	Blocks BS BA	+/-
2 John Camden	F 38:37	6-10	4-7	5-6	1 7 8	1 4	21	3	1	0	0 1	1
15 Houston Emory	F 02:48	0-0	0-0	0-0	0 1 1	0 0	0	0	0	0 0	0 -6	
1 Izaiah Pasha	G 34:36	4-8	1-2	5-6	1 1 2	3 14	0	5	2	1 0	1	
4 Niels Lane	G 36:20	7-15	0-2	0-1	1 3 4	4 2	14	0	0	3 0	2 -2	
20 Erik Timko	G 36:34	1-9	1-4	7-8	1 4 5	0 6	10	1	0	0 0	3 -4	
00 Gabe Moss	05:01	1-2	0-0	0-2	0 0 0	0 1	2	0	0	0 0	0 -5	
13 Trent Middleton Jr.	34:23	5-10	0-1	2-2	0 2 2	5 2	12	5	1	1 0	2 10	
5 Macon Emory	06:52	0-0	0-0	0-0	0 3 3	2 0	0	0	0	0 0	0 -6	
8 Kevin Kogbara	04:49	2-2	0-0	0-0	0 0 0	0 0	4	0	2	0 0	0 -4	
Team					1 2 3	0	0					
Totals		26-56	6-16	19-25	6 22 28	16 18	77	9	9	6	1 8	-3

Technical Fouls: NONE

Northeastern - 80

Record: 9-5 (1-0)

NO. Name	Min	FG M-A	3P M-A	FT M-A	Rebounds OR DR TOT	Fouls PF FF	TP	AS	TO	ST	Blocks BS BA	+/-
45 Collin Metcalf	C 21:22	4-6	0-0	1-3	4 2 6	4 3	9	0	1	2 4	0 0	
1 Masai Troutman	G 34:56	7-16	2-6	3-4	1 1 2	2 3	19	0	2	1 0	0 1	
3 LA Pratt	G 19:20	1-4	0-1	0-0	0 2 2	0 0	2	3	2	1 0	0 9	
4 Rashad King	G 38:26	8-20	0-2	11-12	3 5 8	2 7	27	0	3	3 1	1 2	
10 Harold Woods	G 32:41	0-7	0-1	0-0	4 11 15	3 0	0	5	2	0 0	0 3	
2 Alexander Nwagha	12:40	3-5	0-0	0-0	4 2 6	0 0	6	1	0	0 0	0 -1	
11 JB Frankel	26:22	4-7	3-6	2-2	0 1 1	4 1	13	2	1	0 0	0 -5	
7 Youni Fritz	10:47	2-3	0-0	0-2	3 1 4	3 2	4	0	0	1 1	0 7	
20 Ryan Williams	03:26	0-1	0-0	0-0	0 0 0	0 0	0	0	0	0 0	0 -1	
Team					3 2 5	0	0					
Totals		29-69	5-16	17-23	22 27 49	18 16	80	11	11	8	1 3	

Technical Fouls: NONE

	DEL	NOR
Biggest lead	2 (1 <sup>st</sup> 19:27)	16 (1 <sup>st</sup> 4:39)
Best Scoring Run	10 (2 <sup>nd</sup> 13:21)	7 (1 <sup>st</sup> 14:25)
Lead Changes	3	
Times Tied	3	
Time with Lead	00:26	38:26

Points from	DEL	NOR
Turnovers	13	9
Paint	38	42
Second Chance	10	13
Fast Breaks	0	8
Bench	18	23

Period by Period Scoring	1st	2nd	TOT
DEL	34	43	77
NOR	44	36	80

## GAME 15 - DELAWARE 84, MONMOUTH 64



Official Basketball Box Score - Final  
Monmouth at Delaware  
01/04/25 Bob Carpenter Center, Newark  
2024-25 Men's Basketball

Game Time: 4:00 PM  
Game Duration: 1:58  
Attendance: 1,981

Officials: Wally Rutecki, Sean Campbell, Chris Stattery

Monmouth - 64

Record: 3-12 (1-1)

NO. Name	Min	FG M-A	3P M-A	FT M-A	Rebounds OR DR TOT	Fouls PF FF	TP	AS	TO	ST	Blocks BS BA	+/-
0 Dok Muordar	F 16:19	0-1	0-0	2-2	0 3 3	1 1	2	0	1	0	0 0	-16
2 Jaret Valencia	F 27:55	0-4	0-2	1-2	1 2 3	2 1	1	2	2	0 1	-25	
1 Abdi Bashir Jr.	G 28:38	6-14	2-7	6-6	0 2 2	0 3	20	0	4	0 0	1 -16	
3 Madison Durr	G 25:03	0-4	0-0	9-10	2 2 4	2 6	9	1	3	1 0	-21	
13 Jack Collins	G 26:12	3-8	2-5	1-2	1 1 2	2 9	1	0	2	0 0	-9	
23 Cornelius Robinson Jr.	18:07	4-7	0-0	2-3	1 4 5	3 3	10	0	0	0 0	0 0	
4 Andrew Ball	15:57	0-3	0-1	2-2	0 4 4	3 1	2	1	1	0 0	-3	
11 Aric Demings	12:55	0-3	0-2	0-0	2 2 3	0 0	0	1	1	0 0	0 -2	
21 Chris Morgan	05:19	0-1	0-0	0-0	0 1 1	2 1	0	0	0	0 0	0 0	
7 Justin Ray	09:20	1-3	1-2	1-2	0 0 0	1 1	4	0	0	0 0	0 -3	
9 Lucas Orchard	06:07	1-2	0-1	0-0	0 0 0	0 0	2	0	0	0 0	0 -5	
5 Corey Miller	02:02	2-2	1-1	0-0	0 0 0	0 0	5	0	0	0 0	0 -1	
10 Jack Leahy	02:02	0-0	0-0	0-0	0 0 0	0 0	0	0	0	0 0	0 -1	
30 Sam Fagan	02:02	0-0	0-0	0-0	0 0 0	0 0	0	0	0	0 0	0 -1	
42 Quinn Peters	02:02	0-0	0-0	0-0	0 1 1	0 0	0	0	0	0 0	0 -1	
Team					4 1 5	0	0					
Totals		17-52	6-21	24-29	9 23 32	19 19	64	6	11	3	2 3	-20

Technical Fouls: NONE

Delaware - 84

Record: 8-7 (1-1)

NO. Name	Min	FG M-A	3P M-A	FT M-A	Rebounds OR DR TOT	Fouls PF FF	TP	AS	TO	ST	Blocks BS BA	+/-
2 John Camden	F 33:21	5-8	2-5	3-5	1 7 8	2 4	15	7	2	1 0	0 22	
5 Macon Emory	F 28:24	4-9	3-6	0-0	4 4 8	3 0	11	0	1	1 2	0 8	
1 Izaiah Pasha	G 11:59	1-2	0-0	5-8	0 1 1	3 5	7	1	2	0 0	0 4	
4 Niels Lane	G 33:54	7-14	1-2	2-2	0 2 2	4 5	17	2	3	1 0	2 20	
20 Erik Timko	G 33:26	6-11	5-8	0-0	4 4 4	1 2	17	4	1	3 1	0 21	
13 Trent Middleton Jr.	33:08	1-6	1-1	0-0	1 5 6	2 2	3	3	0	1 0	0 21	
00 Gabe Moss	12:10	2-3	0-0	2-3	1 0 1	2 1	6	0	1	1 0	0 1	
8 Kevin Kogbara	11:04	4-4	0-0	0-0	1 5 6	2 0	8	1	0	0 0	0 11	
10 Brandon Balfone	01:17	0-0	0-0	0-0	0 0 0	0 0	0	0	0	0 0	0 -3	
12 Alex McFadden	01:17	0-1	0-1	0-0	0 0 0	0 0	0	0	0	0 0	0 -3	
Team					1 3 4	0	0					
Totals		30-58	12-23	18-23	9 31 40	19 19	84	18	10	8	3 2	20

Technical Fouls: NONE

	MON	DEL
Best lead	0 (1 <sup>st</sup> 20:00)	26 (1 <sup>st</sup> 1:51)
Best Scoring Run	8 (2 <sup>nd</sup> 16:52)	11 (1 <sup>st</sup> 4:25)
Lead Changes	0	
Times Tied	0	
Time with Lead	00:00	39:21

Points from	MON	DEL
Turnovers	5	20
Paint	16	32
Second Chance	9	11
Fast Breaks	2	12
Bench	23	17

Period by Period Scoring	1st	2nd	TOT
MON	27	37	64
DEL	51	33	84

Shooting By Period	
1 <sup>st</sup> FG%	20-30 66.7%
3PT%	8-10 80.0%
FT%	3-5 60%
2 <sup>nd</sup> FG%	10-28 35.7%
3PT%	4-13 30.8%
FT%	9-12 75%
GM FG%	30-58 51.7%
3PT%	12-23 52.2%
FT%	18-



# Martin INGELSBY

HEAD COACH | 9TH SEASON | NOTRE DAME '01

Martin Ingelsby enters his ninth season as the University of Delaware's men's basketball head coach in 2024-25.

During the summer of 2022, Ingelsby signed an extension that will keep him in Newark through the 2028-29 season. This was his second extension since signing his original contract in 2016.

Ingelsby and co. returned Delaware basketball to a place it has only been six times in program history with the CAA Championship title and NCAA Tournament First Round appearance in 2022. It marked the Blue Hens' first conference crown since the 2014 season.

In his time in Newark, Ingelsby and his staff have recruited and coached six Blue Hens to the pros, including Delaware's first-ever NBA player, Nate Darling.

Also under his leadership, the Blue Hens have garnered three CAA Rookie of the Year awards, 21 All-CAA honors, and six All-District nods.

During the 2021-22 campaign, Delaware posted a 22-13 record, the ninth 20+ win season ever. The 22 wins tied Ingelsby's season-best from the 2019-20 year. For the third time under Ingelsby, a Blue Hen was dubbed the league's Rookie of the Year as Jyáre Davis garnered the award with 9.7 points and 4.2 rebounds per game. Davis was also the CAA Tournament's Most Outstanding Player and was joined by teammates Kevin Anderson and Andrew Carr on the all-tournament team. Jameer Nelson Jr. rounded out the Hens' postseason CAA award winners as an All-CAA Second Team selection. Despite missing out on any CAA awards, Dylan Painter was tabbed to the NABC Second Team All-District.

Ingelsby led a steady improvement for the Blue Hens, as UD was one of just three Division I schools to increase its win total in four consecutive years from 2016-20.

In 2019-20 Ingelsby led UD to even greater heights as the Blue Hens finished 22-11, posting a five-win improvement and recording the eighth 20-win season in program history. Delaware set a program record by winning its first nine games, earning a vote in the Associated Press Top 25 poll for the first time in two decades. The Blue Hens tied for fourth place in

the CAA and defeated Charleston in the quarterfinals to advance to the semifinals for the second consecutive year.

In 2018-19 the Blue Hens finished 17-16 and were fifth in the CAA standings, posting their highest win total and highest CAA finish in five years. Delaware erased a 14-point halftime deficit in the 85-79 win over William & Mary in the CAA quarterfinals, the largest halftime comeback in CAA Tournament history.

After spending the previous 13 seasons on the Notre Dame coaching staff from 2003-16, Ingelsby led the Blue Hens to 13 victories during his first year in Newark, including a win over Hofstra in the CAA Tournament. During his second year, Delaware won 14 games and earned a CAA Tournament victory for the second consecutive year by defeating Elon in the first round.

Ingelsby, the 24th head coach in UD men's basketball history, is a native of Berwyn, Pa., and was a standout point guard for Notre Dame from 1997-2001. He began his coaching career as an assistant at Wagner College during the 2002-03 campaign before returning to his alma mater as Notre Dame's coordinator of basketball operations. He spent six seasons in that position before being promoted to assistant coach in July 2009, a position he held for seven years. During his tenure in South Bend, Ingelsby helped lead the Irish to eight NCAA Tournament appearances.

While in South Bend Ingelsby primarily worked with the Notre Dame guards and played an integral role in elevating the program's national recruiting efforts. The Fighting Irish reaped the benefits of that recruiting success over his final two seasons as Notre Dame advanced to the NCAA Tournament's Elite Eight in both 2015 and 2016.

The Fighting Irish enjoyed a magical 2014-15 campaign as Notre Dame won the Atlantic Coast Conference Tournament title, made its first Elite Eight appearance since 1979, and posted the second 30-win season in school history by finishing with a 32-6 mark.

Despite losing Jerian Grant and Pat Connaughton to the NBA, Notre Dame followed with another outstanding

campaign in 2015-16, advancing to the ACC Tournament Semifinals before making its second straight Elite Eight appearance.

Ingelsby helped mentor Grant, a first team consensus All-American and unanimous first team All-ACC pick in 2015 before getting selected by the New York Knicks with the 19th pick in the 2015 NBA Draft. He also worked extensively with Connaughton, who played in a school-record 139 games and was the 41st pick in the 2015 NBA Draft by the Brooklyn Nets. That season marked the first time since 1992 that two Notre Dame players were selected in the same year of the NBA Draft.

Under Ingelsby's tutelage, Irish point guard Demetrius Jackson enjoyed an outstanding season in 2015-16, earning second team All-ACC and NCAA East Regional All-Tournament Team accolades.

Ingelsby helped lead Notre Dame to a school-record seven consecutive 20-win seasons from 2006-13, while the Irish posted 97 victories from 2009-13, the most wins in a four-year period in school history. During Ingelsby's 13 seasons at his alma mater, Irish teams went 290-146 (.665) and the program posted a 168-76 record with six NCAA Tournament appearances in seven years once he assumed assistant coaching duties.

Ingelsby was Notre Dame's starting point guard during three of his four seasons in South Bend. As a senior in 2000-01, he averaged 8.2 points and a team-high 6.4 assists as a starter in all 30 games. A team captain during his senior year, he guided the Irish to a 20-10 overall record and the Big East's West Division championship, the school's first-ever conference title. Additionally, Notre Dame advanced to the second round of the NCAA Tournament after earning a berth in the field for the first time in more than a decade in Mike Brey's first season.

Ingelsby also started for the Irish as a freshman and sophomore and led the team in assists during three of his four seasons. He handed out a team-high 150 assists as a freshman and earned a spot on the 1998 Big East All-Rookie Team.

A two-time member of the Big East Academic All-Star Team, Ingelsby was

the recipient of the Notre Dame Club of St. Joseph Valley Rockne Student-Athlete Award during his senior season. He graduated from the Mendoza College of Business with a bachelor's degree in marketing in May 2001.

Ingelsby enjoyed an outstanding career at Archbishop Carroll High School in suburban Philadelphia where he finished as the school's all-time leading scorer with 1,425 points and led his teams to an 80-12 record during his three years on the varsity squad.

Following his senior year in 1997, he won the prestigious Markward Award, given annually to the top high school player in the Philadelphia area, and was the Gatorade Player of the Year for Philadelphia while also earning All-Catholic League honors three times. Ingelsby was also named South Catholic League MVP as a senior and was a McDonald's All-America honorable mention selection.

Ingelsby's father, Tom, was a standout guard at Villanova from 1970-73 and served as his son's head coach at Archbishop Carroll. Tom led championship game and Hawks during the 1973-Spirits of St. Louis in the

Villanova to the 1971 NCAA played for the Atlanta 74 season and for the ABA the following year.

Ingelsby and his wife, of twins Will and Ben.

Colleen, are the parents Kate, and sons Jack



## INGELSBY FILE

### PERSONAL

Year Coaching.....22nd season in 2024-25  
College ..... Notre Dame '01  
..... Marketing  
Hometown ..... Berwyn, Pa.  
High School..... Archbishop Carroll  
Birthday ..... November 24  
Spouse ..... Colleen  
Children ..... Will, Kate, Jack, Benjamin

### CAREER NUMBERS/ACCOLADES

Record.....140-124 (nine seasons)  
Record at Delaware..... same  
CAA Record.....65-73  
CAA Tournament Record.....9-7  
NCAA Tournament Record .....0-1  
NIT Record .....0-0

2022 CAA Tournament Champion  
21 All-CAA Honorees  
7 Players Turned Pro  
6 All-District Honorees  
3 CAA Rookie of the Year Winners

### COACHING EXPERIENCE

#### UNIVERSITY OF DELAWARE

Head Coach, eight seasons (2016-Pres.)

Season	Overall	Conf.	Post.
2016-17	13-20	5-13	
2017-18	14-19	6-12	
2018-19	17-16	8-10	
2019-20	22-11	11-7	
2020-21	7-8	5-4	
2021-22	22-13	10-8	NCAA First Rnd
2022-23	17-16	8-10	
2023-24	19-14	10-8	
2024-25	9-7	2-1	
<b>TOTALS</b>	<b>140-124</b>	<b>65-73</b>	<b>ONE APPEARANCE</b>

#### UNIVERSITY OF NOTRE DAME

Assistant Coach, seven seasons  
(2009-2016)

Coordinator of Operations, six seasons  
(2003-09)

2016 NCAA Elite Eight  
2015 ACC Champions + NCAA Elite Eight  
2013 NCAA First Round  
2012 NCAA First Round  
2011 NCAA Second Round  
2010 NCAA First Round  
2009 NIT  
2008 NCAA Second Round  
2007 NCAA First Round  
2006 NIT  
2005 NIT  
2004 NIT

#### WAGNER COLLEGE

Assistant Coach, one season  
2002-03

2003 NEC Champion + NCAA First Round



# Gabe MOSS

00

JUNIOR | FORWARD | 6-8 | 218 | POTTSTOWN, PA | THE HILL SCHOOL

## 2023-24

· Missed the season due to injury

## 2022-23

· Missed the season due to injury

## BIO

Graduated from The Hill School in 2022... Attended Twin Valley High School from 2017-2019... Averaged 11.6 points per game as a junior and 12 ppg in the seven games played as a senior... Played AAU for Philly Pride 15-16-17u... Parents are Jason Moss and Laurie Troop... Has three brothers and four sisters... Born in Phoenixville, Pa.

## GAME-BY-GAME

OPP.	MIN	FG-A	3PT-A	FT-A	OR	DR	TR	F	A	TO	BL	S	PTS
Bucknell	6	0-1	0-0	0-2	1	2	3	2	0	0	0	0	0
Robert Morris													
Iona													
Bryant													
Vermont													
Yale													
Rider													
Del. State													
Duquesne													
Chestnut Hill	13	4-5	0-0	2-2	1	0	1	3	0	1	0	0	10
Misericordia	13	4-4	0-0	0-0	1	2	3	2	0	0	0	0	8
Saint Peter's	3	1-1	0-0	0-0	0	0	0	1	0	1	0	0	2
St. John's	15	2-3	0-0	0-0	0	0	0	4	0	0	0	0	4
Northeastern	5	1-2	0-0	0-2	0	0	0	0	0	0	0	0	2
Monmouth	12	2-3	0-0	2-3	1	0	1	2	0	1	0	1	6
NC A&T	5	1-2	0-0	0-0	1	0	1	0	1	1	1	0	2
Hampton													
Stony Brook													
Elon													
Hofstra													
Drexel													
Towson													
Monmouth													
UNCW													
William & Mary													
Towson													
Campbell													
Drexel													
Hofstra													
Charleston													
UNCW													

## MAJOR

Communication

## CAREER HIGHS

### POINTS

10 vs Chestnut Hill 12/10/24

### REBOUNDS

3, twice

### ASSISTS

1 at NC A&T 1/9/25

### BLOCKS

1 at NC A&T 1/9/25

### STEALS

1 vs Monmouth 1/4/25

### FIELD GOALS

4, twice

### FIELD GOAL ATT.

5 vs Chestnut Hill 12/10/24

### 3-POINTS FIELD GOALS

### 3-POINT FIELD GOAL ATT.

### FREE THROWS

2, twice

### FREE THROW ATT.

3 vs Monmouth 1/4/25

				Field Goals		3-Point		F-Throws		Rebounds									Scoring	
SEASON	TEAM	GP-GS	MIN/AVG	FG-FGA	FG%	3FG-3FGA	3FG%	FT-FTA	FT%	OFF	DEF	TOT	AVG	PF-FO	A	TO	BLK	STL	PTS	AVG
2024-25	UD	8-0	72/9.0	15-21	.714	0-0	.000	4-9	.444	5	4	9	1.1	14-0	1	4	1	1	34	4.3
TOTAL		8-0	72/9.0	15-21	.714	0-0	.000	4-9	.444	5	4	9	1.1	14-0	1	4	1	1	34	4.3



# Izaiah PASHA 1

FRESHMAN | GUARD | 6-4 | 190 | HARRISBURG, PA | CARDINAL O'HARA

## BIO

Graduated from Cardinal O'Hara in 2023... Spent a prep year at St. Thomas More School in Oakdale, Connecticut during 2023-24 season... Former three-star recruit by 247 Sports... Previously signed with Iona before reclassifying... Averaged 17.7 points, 7.7 rebounds, 4.3 assists, 1.9 steals, and 1.4 blocks per game as a senior... Scoring total was fifth-best in the Philadelphia Catholic League... All-Philadelphia Catholic League First Team and Pennsylvania Sportswriters Boys' Basketball All-State 4A First Team selection in senior year... Tallied 16.9 points, 6.8 rebounds, and 3.7 assists per game as a junior... Named Pennsylvania Sportswriters Boys' Basketball All-State 4A Second Team selection as a junior... Selected as Delaware Country Player of the Year by Delaware County Times his junior year... Spent first two years of high school at Central Dauphin ... Played AAU for Philly Pride... Son of Melinda Laureano... Born in Philadelphia, Pennsylvania.

## GAME-BY-GAME

OPP.	MIN	FG-A	3PT-A	FT-A	OR	DR	TR	F	A	TO	BL	S	PTS
Bucknell	23	1-8	0-2	1-2	0	4	4	1	2	4	2	1	3
Robert Morris	15	2-3	1-2	2-2	1	2	3	2	3	2	0	0	7
Iona	27	3-10	0-4	2-2	1	3	4	2	2	2	2	0	8
Bryant	13	2-7	1-2	2-2	2	2	4	1	2	1	0	0	7
Vermont	30	7-9	2-2	4-4	0	2	2	4	3	6	1	0	20
Yale	37	6-12	0-3	5-7	2	7	9	2	3	3	1	0	17
Rider	37	7-10	0-0	1-2	1	5	6	1	3	1	0	1	15
Del. State	30	4-8	0-3	4-4	0	4	4	2	4	2	2	0	12
Duquesne	33	4-12	0-0	2-4	2	2	4	1	4	2	1	0	10
Chestnut Hill	26	3-4	0-0	0-0	2	6	8	0	5	2	1	0	6
Misericordia													
Saint Peter's	34	5-8	1-2	2-2	0	4	4	4	5	5	0	1	13
St. John's	24	5-12	0-2	0-0	0	0	0	4	5	4	0	0	10
Northeastern	35	4-8	1-2	5-6	1	1	2	4	0	5	1	2	14
Monmouth	12	1-2	0-0	5-8	0	1	1	3	1	2	0	0	7
NC A&T	36	7-11	0-0	8-9	1	4	5	1	6	0	0	2	22
Hampton													
Stony Brook													
Elon													
Hofstra													
Drexel													
Towson													
Monmouth													
UNCW													
William & Mary													
Towson													
Campbell													
Drexel													
Hofstra													
Charleston													
UNCW													

## MAJOR

University Studies

## CAREER HIGHS

### POINTS

22 at NC A&T 1/9/25

### REBOUNDS

9 vs Yale 11/24/24

### ASSISTS

6 at NC A&T 1/9/25

### BLOCKS

2, three times

### STEALS

2, twice

### FIELD GOALS

7, three times

### FIELD GOAL ATT.

12, three times

### 3-POINTS FIELD GOALS

2 vs Vermont 11/23/24

### 3-POINT FIELD GOAL ATT.

4 at Iona 11/12/24

### FREE THROWS

8 at NC A&T 1/9/25

### FREE THROW ATT.

9 at NC A&T 1/9/25

				Field Goals		3-Point		F-Throws		Rebounds								Scoring		
SEASON	TEAM	GP-GS	MIN/AVG	FG-FGA	FG%	3FG-3FGA	3FG%	FT-FTA	FT%	OFF	DEF	TOT	AVG	PF-FO	A	TO	BLK	STL	PTS	AVG
2024-25	UD	15-14	413/27.5	61-124	.492	6-24	.250	43-54	.796	13	47	60	4.0	32-0	48	41	11	7	171	11.4
TOTAL		15-14	413/27.5	61-124	.492	6-24	.250	43-54	.796	13	47	60	4.0	32-0	48	41	11	7	171	11.4



# John CAMDEN

2

**SENIOR | FORWARD | 6-8 | 220 | DOWNINGTOWN, PA | BREWSTER ACADEMY | VIRGINIA TECH/MEMPHIS**

## HONORS AND AWARD

All-ACC Academic Team (2022-23)

## 2023-24 AT VIRGINIA TECH

- Appeared in 14 games
- Dropped a season-best nine points against Auburn
- Shot over 40-percent from long range on five occasions

## 2022-23 AT VIRGINIA TECH

- All-ACC Academic Team
- Played in 23 games, averaging eight minutes per contest
- Scored season-high eight points against Syracuse

## 2021-22 AT MEMPHIS

- Appeared in one game before missing the season due to injury

## BIO

Graduated from Brewster Academy in 2021... Spent one season at Brewster after playing first three years at Archbishop Carroll... Averaged 15.8 points per game junior season... Born in Richmond, Virginia... Son of Tex and Susan Camden... Has three sisters, one played lacrosse at Ohio State, one played lacrosse at Drexel, one played basketball at Penn State and Richmond.

## GAME-BY-GAME

OPP.	MIN	FG-A	3PT-A	FT-A	OR	DR	TR	F	A	TO	BL	S	PTS
Bucknell	28	8-15	2-5	1-2	3	0	3	5	1	3	2	1	19
Robert Morris	24	1-6	1-4	6-8	0	3	3	3	0	1	1	0	9
Iona	22	3-9	2-4	0-1	2	3	5	2	1	0	0	0	8
Bryant	34	10-16	4-6	3-3	2	3	5	0	0	0	2	2	27
Vermont	32	4-10	2-6	9-9	0	1	1	1	3	0	0	1	19
Yale	38	9-15	7-11	5-5	1	7	8	2	2	1	0	0	30
Rider	34	5-12	1-4	1-3	1	6	7	0	0	0	0	0	12
Del. State	29	5-8	3-4	0-0	0	6	6	1	4	3	0	2	13
Duquesne	33	2-10	0-6	5-6	1	4	5	3	3	2	0	2	9
Chestnut Hill	26	2-11	1-7	1-2	1	7	8	0	2	0	0	1	6
Misericordia	28	4-8	1-5	5-5	0	5	5	2	2	1	0	3	14
Saint Peter's	36	2-10	2-8	7-12	1	2	3	1	3	0	0	0	13
St. John's	40	13-18	9-11	0-0	0	4	4	1	4	2	0	3	35
Northeastern	39	6-10	4-7	5-6	1	7	8	1	3	1	0	0	21
Monmouth	34	5-8	2-5	3-5	1	7	8	2	7	2	0	1	15
NC A&T	32	7-13	2-5	5-6	0	10	10	2	1	2	0	0	21
Hampton													
Stony Brook													
Elon													
Hofstra													
Drexel													
Towson													
Monmouth													
UNCW													
William & Mary													
Towson													
Campbell													
Drexel													
Hofstra													
Charleston													
UNCW													

## MAJOR

Business Management

## CAREER HIGHS

### POINTS

35 at St. John's 12/28/24

### REBOUNDS

10 at NC A&T 1/9/25

### ASSISTS

7 vs Monmouth 1/4/25

### BLOCKS

2, twice

### STEALS

3, twice

### FIELD GOALS

13 at St. John's 12/28/24

### FIELD GOAL ATT.

18 at St. John's 12/28/24

### 3-POINT FIELD GOALS

9 at St. John's 12/28/24

### 3-POINT FIELD GOAL ATT.

11, twice

### FREE THROWS

9 vs Vermont 11/23/24

### FREE THROW ATT.

12 at Saint Peter's 12/20/24

## SEASON HIGHS

### POINTS

35 at St. John's 12/28/24

### REBOUNDS

10 at NC A&T 1/9/25

### ASSISTS

7 vs Monmouth 1/4/25

### BLOCKS

2, twice

### STEALS

3, twice

### FIELD GOALS

13 at St. John's 12/28/24

### FIELD GOAL ATT.

18 at St. John's 12/28/24

### 3-POINT FIELD GOALS

9 at St. John's 12/28/24

### 3-POINT FIELD GOAL ATT.

11, twice

### FREE THROWS

9 vs Vermont 11/23/24

### FREE THROW ATT.

12 at Saint Peter's 12/20/24

### MINUTES PLAYED

40 at St. John's 12/28/24

				Field Goals		3-Point		F-Throws		Rebounds										Scoring	
SEASON	TEAM	GP-GS	MIN/AVG	FG-FGA	FG%	3FG-3FGA	3FG%	FT-FTA	FT%	OFF	DEF	TOT	AVG	PF-FO	A	TO	BLK	STL	PTS	AVG	
2021-22	Mem	1-0	2/1.7	0-0	.000	0-0	.000	0-0	.000	0	1	1	1.0	0-0	0	0	0	0	0	0.0	
2022-23	VT	23-0	183/8.0	9-36	.250	6-26	.231	5-9	.556	6	16	22	1.0	17-0	4	2	2	0	29	1.3	
2023-24	VT	14-0	63/4.5	7-19	.368	7-15	.467	5-7	.714	4	10	14	1.0	5-0	2	6	0	1	26	1.9	
2024-25	UD	16-16	512/32.0	86-179	.480	43-98	.439	56-73	.767	14	75	89	5.6	26-1	36	18	5	16	271	16.9	
TOTAL FOR UD		16-16	512/32.0	86-179	.480	43-98	.439	56-73	.767	14	75	89	5.6	26-1	36	18	5	16	271	16.9	
TOTAL		54-16	759/14.1	102-234	.436	56-139	.403	66-89	.742	24	102	126	2.3	48-1	42	26	7	17	326	6.0	



# Cavan REILLY

3

JUNIOR | GUARD | 6-4 | 188 | LOVETTSVILLE, VA | BISHOP O'CONNELL

## AWARDS AND HONORS

- Holds the program record for three-point field goal percentage by a rookie (45.3)

## 2023-24

- Played in 32 games, making 30 starts averaging 29.4 minutes per game on 39.4% from the field and 37.8% on threes
- Averaged 9.2 points, 2.2 assists, and 1.3 steals per game
- Reached double figures points 14 times
- Led the team in steals per game
- Finished the season tied for second on the team in free throw percentage
- Scored 24 points, including six threes against UNC Greensboro at the Baha Mar Hoops Nassau Championship
- Ranked ninth in the CAA with 70 3PM

## 2022-23

- Appeared in 29 games
- Averaged 5.4 points per game on a 43.3 percent shooting percentage
- Made 34 out of 75 three-point attempts
- Set the single season program record for three-point percentage by a freshman (45.3 percent)

## BIO

Graduated from Bishop O'Connell in 2022... Attended Middleburg Academy from 2018-2020 and Bishop O'Connell from 2020-2022... Four-year letterman and three-year starter... Tallied 12.4 points per game as a senior while shooting 41 percent from deep and 87 percent at the line... 2022 McDonald's All-American Games nominee... Tarkanian Classic Platinum All-Circuit Team... Beach Ball Classic All-Tournament Team... All-WCAC Honorable Mention... Also played golf in high school... Played AAU for DC Premier 15u, 16u, 17u... Son of Terry and Denise Reilly... Has two sisters, Chloe and Lilly, and one brother, Logan... Born in Leesburg, Virginia

## GAME-BY-GAME

OPP.	MIN	FG-A	3PT-A	FT-A	OR	DR	TR	F	A	TO	BL	S	PTS
Bucknell	28	2-6	1-5	1-2	0	0	0	3	1	0	0	0	6
Robert Morris	26	3-4	1-2	3-4	0	4	4	2	0	0	1	1	10
Iona	22	3-9	2-4	0-1	2	3	5	2	1	0	0	0	8
Bryant	34	7-12	1-3	0-1	2	0	2	2	3	1	0	2	15
Vermont	33	6-9	2-5	4-6	0	4	4	1	1	2	0	0	18
Yale	35	5-10	5-10	8-8	0	1	1	4	3	1	0	0	23
Rider	37	6-12	4-10	2-2	0	3	3	0	4	1	0	0	18
Del. State	32	7-11	5-7	1-1	0	5	5	3	1	2	0	1	20
Duquesne	30	3-6	2-5	0-0	2	1	3	4	1	2	0	0	8
Chestnut Hill	29	3-8	1-5	0-0	0	4	4	2	1	4	0	3	7
Misericordia	33	3-10	3-9	2-2	3	1	4	0	3	2	0	0	11
Saint Peter's	31	3-7	2-6	2-2	0	2	2	2	0	0	0	0	10
St. John's	34	1-8	0-5	0-0	1	5	6	1	0	2	0	2	2
Northeastern													DNP - Illness
Monmouth													DNP - Illness
NC A&T	35	4-9	1-3	4-5	0	5	5	4	4	2	0	1	13
Hampton													
Stony Brook													
Elon													
Hofstra													
Drexel													
Towson													
Monmouth													
UNCW													
William & Mary													
Towson													
Campbell													
Drexel													
Hofstra													
Charleston													
UNCW													

## MAJOR

Sport Management

## CAREER HIGHS

### POINTS

24 vs UNCG 11/25/23

### REBOUNDS

6, three times

### ASSISTS

4, twice

### BLOCKS

1, 10 times

### STEALS

4, twice

### FIELD GOALS

7, three times

### FIELD GOAL ATT.

13, twice

### 3-POINT FIELD GOALS

6 vs UNCG 11/25/23

### 3-POINT FIELD GOAL ATT.

11 vs UNCG 11/25/23

### FREE THROWS

8 vs Yale 11/24/24

### FREE THROW ATT.

8 vs Yale 11/24/24

## SEASON HIGHS

### POINTS

23 vs Yale 11/24/24

### REBOUNDS

6, twice

### ASSISTS

4, twice

### BLOCKS

1 vs Robert Morris 11/7/24

### STEALS

3 vs Chestnut Hill 12/10/24

### FIELD GOALS

7, twice

### FIELD GOAL ATT.

12 vs Bryant 11/18/24

### 3-POINT FIELD GOALS

5, twice

### 3-POINT FIELD GOAL ATT.

10, twice

### FREE THROWS

8 vs Yale 11/24/24

### FREE THROW ATT.

8 vs Yale 11/24/24

### MINUTES PLAYED

37 at Rider 11/30/24

				Field Goals		3-Point		F-Throws		Rebounds									Scoring	
SEASON	TEAM	GP-GS	MIN/AVG	FG-FGA	FG%	3FG-3FGA	3FG%	FT-FTA	FT%	OFF	DEF	TOT	AVG	PF-FO	A	TO	BLK	STL	PTS	AVG
2022-23	UD	29-0	500/17.2	52-120	.433	34-75	.453	20-24	.833	8	28	36	1.2	37-1	15	19	3	8	158	5.4
2023-24	UD	32-30	942/29.4	99-251	.394	70-185	.378	27-34	.794	12	58	70	2.2	57-0	30	35	5	40	295	9.2
2024-25	UD	14-14	441/31.5	55-118	.466	29-79	.367	31-37	.838	10	39	49	3.5	30-0	22	21	2	10	170	12.1
TOTAL		75-44	1883/25.1	206-489	.421	133-339	.392	78-95	.821	30	125	155	2.1	124-1	67	75	10	58	623	8.3



# Niels LANE

4

**SENIOR | GUARD | 6-5 | 215 | FREEHOLD, NJ | ROSELLE CATHOLIC | FLORIDA**

## MAJOR

Communication

## CAREER HIGHS

### POINTS

22 vs NC A&amp;T 1/25/24

### REBOUNDS

9 vs Texas A&amp;M 3/10/22

### ASSISTS

9 vs Misericordia 12/17/24

### BLOCKS

2, five times

### STEALS

5 vs Misericordia 12/17/24

### FIELD GOALS

9 at NC A&amp;T 1/9/25

### FIELD GOAL ATT.

15 at Northeastern 1/2/25

### 3-POINT FIELD GOALS

4 vs NC A&amp;T 1/25/24

### 3-POINT FIELD GOAL ATT.

5 vs NC A&amp;T 1/25/24

### FREE THROWS

9 vs Bryant 11/18/24

### FREE THROW ATT.

10 vs Bryant 11/18/24

## SEASON HIGHS

### POINTS

20, twice

### REBOUNDS

7, twice

### ASSISTS

9 vs Misericordia 12/17/24

### BLOCKS

2, three times

### STEALS

5 vs Misericordia 12/17/24

### FIELD GOALS

9 at NC A&amp;T 1/9/25

### FIELD GOAL ATT.

15 at Northeastern 1/2/25

### 3-POINT FIELD GOALS

2, four times

### 3-POINT FIELD GOAL ATT.

3, four times

### FREE THROWS

9 vs Bryant 11/18/24

### FREE THROW ATT.

10 vs Bryant 11/18/24

### MINUTES PLAYED

36 at Northeastern 1/2/25

## 2023-24

- Played in 33 games, starting all of them averaging 29.4 minutes per game on 51.4% from the field
- Averaged 9.7 points, 3.0 rebounds, and 1.6 assists per game
- Scored in double figures 15 times
- Scored a season high 22 points and four 3PM against North Carolina A&T
- Finished the season tied for second on the team in field goal percentage

## 2022-23 AT FLORIDA

- Averaged 2.4 points and 1.2 rebounds in 14 games played.
- Scored a season-high eight points vs. Kentucky, shooting 3-for-6 from the field and 2-for-2 from the free throw line

## 2021-22 AT FLORIDA

- Averaged 3.0 points and 2.0 rebounds per game, making 21 appearances with three starts
- Best game came in the 2022 SEC Tournament with career highs of 16 points and nine rebounds against Texas A&M
- Made his first career start in the win vs. Ole Miss, playing a career-high 29 minutes

## 2020-21 AT FLORIDA

- Recorded 15 points, 10 rebounds, four assists, two steals, and one blocked shot in 14 appearances
- Had six points and five rebounds in a season high 18 minutes against #6 Tennessee
- Also posted six points in the win vs. Stetson

## BIO

Graduated from Roselle Catholic in Roselle, N.J. in 2020... Tallied over 1,000 career points and was a 2019 State Champion... Aided the team to a 22-7 record in his senior season to earn a spot in the state championship game, which was cancelled due to COVID-19... Posted one career triple-double with 16 points, 10 rebounds, and 10 assists... Son of Rod and Kim Lane... Parents played basketball at then DI Armstrong State... During middle school, he was a nationally-ranked fencer

## GAME-BY-GAME

OPP.	MIN	FG-A	3PT-A	FT-A	OR	DR	TR	F	A	TO	BL	S	PTS
Bucknell	34	6-9	2-3	2-2	0	5	5	2	1	2	0	0	16
Robert Morris	31	8-12	0-0	3-6	0	7	7	2	1	3	1	3	19
Iona	34	5-9	2-3	2-2	1	5	6	3	1	5	1	4	14
Bryant	24	2-8	0-1	9-10	0	4	4	3	1	3	1	2	13
Vermont	32	3-10	1-3	0-0	0	1	1	2	1	4	0	1	7
Yale	DNP - Coach's Decision												
Rider	19	1-5	1-2	2-2	1	4	5	3	1	2	1	1	5
Del. State	21	3-6	1-2	5-8	0	1	1	2	1	1	1	0	12
Duquesne	25	8-10	2-3	2-3	0	4	4	3	1	2	1	0	20
Chestnut Hill	30	4-9	1-2	4-4	2	5	7	1	6	3	2	0	13
Misericordia	34	5-11	2-4	0-0	1	4	5	2	9	6	2	5	12
Saint Peter's	34	8-13	1-2	3-4	2	2	4	0	1	1	2	1	20
St. John's	25	6-11	0-2	2-2	1	1	2	2	1	3	0	0	14
Northeastern	36	7-15	0-2	0-1	1	3	4	4	0	0	0	3	14
Monmouth	34	7-14	1-2	2-2	0	2	2	4	2	3	0	1	17
NC A&T	28	9-14	0-1	0-0	1	3	4	5	2	3	1	0	18
Hampton													
Stony Brook													
Elon													
Hofstra													
Drexel													
Towson													
Monmouth													
UNCW													
William & Mary													
Towson													
Campbell													
Drexel													
Hofstra													
Charleston													
UNCW													

				Field Goals		3-Point		F-Throws		Rebounds										Scoring	
SEASON	TEAM	GP-GS	MIN/AVG	FG-FGA	FG%	3FG-3FGA	3FG%	FT-FTA	FT%	OFF	DEF	TOT	AVG	PF-FO	A	TO	BLK	STL	PTS	AVG	
2020-21	UF	14-0	81/5.8	5-19	.263	0-7	.000	5-6	.833	2	8	10	0.7	6-0	4	0	1	2	15	1.1	
2021-22	UF	21-3	321/15.3	24-45	.533	1-6	.167	14-20	.700	13	28	41	2.0	30-0	10	15	7	7	63	3.0	
2022-23	UF	14-0	123/8.8	14-32	.438	0-1	.000	5-12	.417	8	9	17	1.2	20-1	3	6	2	5	33	2.4	
2023-24	UD	33-33	860/26.1	127-247	.514	12-42	.286	53-69	.768	24	76	100	3.0	80-2	53	46	8	22	319	9.7	
2024-25	UD	15-12	442/29.5	82-156	.526	14-32	.438	36-46	.783	10	51	61	4.1	38-1	29	41	13	21	214	14.3	
TOTAL FOR UD		48-45	1302/27.1	209-403	.519	26-74	.351	89-115	.774	34	127	161	3.4	118-3	82	87	21	43	533	11.1	
TOTAL		97-48	1827/18.8	252-499	.505	27-88	.307	113-153	.739	57	172	229	2.4	174-4	99	108	31	57	644	6.6	



# Macon EMORY

5

FRESHMAN | FORWARD | 6-8 | 185 | DEVON, PA | PERKIOMEN

**BIO**

Graduated from Perkiomen School in 2024... Two-year starter in basketball... Four-time state champion... Was a captain his senior year... Also ran track... Started his high school career at Conestoga before he transferred to the Blue Ridge School in Virginia... During his junior campaign at Perkiomen, he averaged 9.0 points, and 6.0 rebounds per game while shooting 36 percent from long range... Earned Third Team All-State honors as a junior en route to the Panthers first-ever PAISAA championship. Son of Andrew and Rebecca Emory... Both parents played four years of basketball at William & Mary... Has two brothers, Jackson and Houston... Houston is a teammate on the men's basketball team... Played with Houston and Blue Hen teammate, Kobe Jerome at Blue Ridge.

**MAJOR**

University Studies

**CAREER HIGHS****POINTS**

12 at NC A&amp;T 1/9/25

**REBOUNDS**

8 vs Monmouth 1/4/25

**ASSISTS**

2, three times

**BLOCKS**

3 vs Misericordia 12/17/24

**STEALS**

2 at Iona 11/12/24

**FIELD GOALS**

4, three times

**FIELD GOAL ATT.**

9, twice

**3-POINTS FIELD GOALS**

3, twice

**3-POINT FIELD GOAL ATT.**

6, twice

**FREE THROWS**

3 at Saint Peter's 12/20/24

**FREE THROW ATT.**

3 at Saint Peter's 12/20/24

**GAME - BY - GAME**

OPP.	MIN	FG-A	3PT-A	FT-A	OR	DR	TR	F	A	TO	BL	S	PTS
Bucknell													
Robert Morris	9	0-2	0-1	0-0	0	0	0	1	0	0	0	0	0
Iona	10	1-3	0-1	1-2	2	1	3	1	0	1	0	2	3
Bryant	22	2-7	0-3	0-0	2	1	3	2	2	2	0	1	4
Vermont	16	0-1	0-1	0-0	0	5	5	4	0	0	1	0	0
Yale													
Rider	7	0-1	0-1	0-0	0	0	0	0	0	0	0	0	0
Del. State	12	0-2	0-2	0-0	0	2	2	2	2	0	1	0	0
Duquesne	8	0-2	0-1	0-0	1	1	2	3	0	0	1	0	0
Chestnut Hill	16	4-9	2-6	0-0	2	4	6	0	0	1	2	0	10
Misericordia	18	1-5	1-5	2-2	0	3	3	3	2	0	3	1	5
Saint Peter's	16	1-2	0-0	3-3	1	2	3	5	0	0	0	0	5
St. John's	11	0-1	0-0	0-0	0	1	1	0	0	1	0	0	0
Northeastern	7	0-0	0-0	0-0	0	3	3	2	0	0	0	0	0
Monmouth	28	4-9	3-6	0-0	4	4	8	3	0	1	2	1	11
NC A&T	23	4-5	3-4	1-1	0	6	6	3	0	1	2	1	12
Hampton													
Stony Brook													
Elon													
Hofstra													
Drexel													
Towson													
Monmouth													
UNCW													
William & Mary													
Towson													
Campbell													
Drexel													
Hofstra													
Charleston													
UNCW													

				Field Goals		3-Point		F-Throws		Rebounds										Scoring	
SEASON	TEAM	GP-GS	MIN/AVG	FG-FGA	FG%	3FG-3FGA	3FG%	FT-FTA	FT%	OFF	DEF	TOT	AVG	PF-FO	A	TO	BLK	STL	PTS	AVG	
2024-25	UD	14-1	203/14.5	17-49	.347	9-31	.290	7-8	.875	12	33	45	3.2	29-1	6	7	12	6	50	3.6	
TOTAL		14-1	203/14.5	17-49	.347	9-31	.290	7-8	.875	12	33	45	3.2	29-1	6	7	12	6	50	3.6	



# Tahron ALLEN

7

SENIOR | GUARD | 6-5 | 200 | BROOKLYN, NY | BROOKLYN COLLEGIATE | WAGNER/MONMOUTH

## HONORS AND AWARDS

- 2024 NEC Champion
- 2024 NEC Tournament MVP
- CAA Commissioner's Spring Honor Roll (2023)

## MAJOR

Communication

## CAREER HIGHS

### POINTS

23 at NC A&amp;T 1/28/23

### REBOUNDS

12 vs Molloy 11/9/23

### ASSISTS

5 vs Delaware St 12/4/24

### BLOCKS

2, twice

### STEALS

6 at Stony Brook 2/8/23

### FIELD GOALS

10 at Sacred Heart 3/6/24

### FIELD GOAL ATT.

20 at Sacred Heart 3/6/24

### 3-POINT FIELD GOALS

3, four times

### 3-POINT FIELD GOAL ATT.

4, six times

### FREE THROWS

7 at Hampton 2/23/23

### FREE THROW ATT.

11 at Hampton 2/23/23

## SEASON HIGHS

### POINTS

14 at Iona 11/12/24

### REBOUNDS

3, twice

### ASSISTS

5 vs Delaware St 12/3/24

### BLOCKS

1 vs Yale 11/24/24

### STEALS

3, twice

### FIELD GOALS

6 at Iona 11/12/24

### FIELD GOAL ATT.

11 at Iona 11/12/24

### 3-POINT FIELD GOALS

3 vs Delaware St 12/3/24

### 3-POINT FIELD GOAL ATT.

4 vs Delaware St 12/3/24

### FREE THROWS

2, twice

### FREE THROW ATT.

3 vs Yale 11/24/24

### MINUTES PLAYED

24 vs Yale 11/24/24

## 2023-24 AT WAGNER

- NEC Champion
- NEC Tournament MVP
- Played in 32 games with 24 starts
- Tallied 10.5 points, 5.1 rebounds, while shooting 40.5 percent overall and 44.1 percent from deep
- Posted 17 double-digit scoring games, including three 20-point outings and two double-doubles

## 2022-23 AT MONMOUTH

- Named to CAA Spring Commissioner's Honor Roll
- Played in 33 games, making 26 starts
- Averaged 8.0 points and 2.1 rebounds per game
- Registered 11 double-digit scoring outings

## 2021-22 AT MONMOUTH

- Played 19 games as a freshman
- Made collegiate debut against Lehigh

## BIO

Graduated from Brooklyn Collegiate Prep in 2021... Competed for the PPA Broncos... Averaged 33.6 points and 8.8 rebounds as a senior to go along with a 62.8 percent field goal percentage... Tallied 17.7 points and 9.1 rebounds as a junior... First Team All-Conference selection as a senior and Second Team All-Conference as a junior... First Team All-State in final season... Son of Michael Allen.

## GAME-BY-GAME

OPP.	MIN	FG-A	3PT-A	FT-A	OR	DR	TR	F	A	TO	BL	S	PTS
Bucknell	18	1-6	0-1	0-0	0	3	3	0	1	1	0	1	2
Robert Morris	12	2-3	0-0	0-0	0	0	0	1	0	2	0	1	4
Iona	21	6-11	2-2	0-0	1	2	3	2	0	2	0	1	14
Bryant	11	2-4	1-1	0-0	0	1	1	2	0	0	0	0	5
Vermont	10	0-2	0-1	0-0	0	2	2	1	0	0	0	0	0
Yale	24	4-7	1-2	2-3	0	1	1	4	2	1	1	3	11
Rider	21	2-6	0-1	1-2	0	1	1	1	2	0	0	0	5
Del. State	21	3-5	3-4	0-2	0	2	2	2	5	1	0	3	9
Duquesne	13	1-5	1-3	2-2	0	0	0	2	1	0	0	0	5
Chestnut Hill											DNP - Back		
Misericordia											DNP - Back		
Saint Peter's											DNP - Back		
St. John's											DNP - Back		
Northeastern											DNP - Illness		
Monmouth											DNP - Illness		
NC A&T											DNP - Back		
Hampton													
Stony Brook													
Elon													
Hofstra													
Drexel													
Towson													
Monmouth													
UNCW													
William & Mary													
Towson													
Campbell													
Drexel													
Hofstra													
Charleston													
UNCW													

				Field Goals		3-Point		F-Throws		Rebounds										Scoring	
SEASON	TEAM	GP-GS	MIN/AVG	FG-FGA	FG%	3FG-3FGA	3FG%	FT-FTA	FT%	OFF	DEF	TOT	AVG	PF-FO	A	TO	BLK	STL	PTS	AVG	
2021-22	MU	19-0	122/6.4	9-29	.310	1-8	.125	6-8	.750	6	10	16	0.8	17-1	3	7	2	0	25	1.3	
2022-23	MU	33-26	670/20.3	109-257	.424	3-20	.150	42-71	.592	27	69	96	2.9	70-1	28	28	8	32	263	8.0	
2023-24	WC	32-24	884/27.6	122-301	.405	26-59	.441	65-92	.707	59	103	162	5.1	77-0	30	43	6	20	335	10.5	
2024-25	UD	9-5	151/16.7	21-49	.429	8-15	.533	5-9	.556	1	12	13	1.4	15-0	11	7	1	9	55	6.1	
TOTAL FOR UD		9-5	151/16.7	21-49	.429	8-15	.533	5-9	.556	1	12	13	1.4	15-0	11	7	1	9	55	6.1	
TOTAL		93-55	1826/19.6	261-636	.410	38-102	.373	118-180	.656	93	194	287	3.1	179-2	72	85	17	61	678	7.3	



# Kevin KOGBARA

8

JUNIOR | FORWARD | 6-8 | 275 | PEORIA, AZ. | DREAM CITY | BISHOP STATE/ ALLAN HANCOCK

## 2023-24 AT BISHOP STATE COMMUNITY COLLEGE

- Played in 25 games, making three starts
- Averaged 6.2 points and 4.2 rebounds per game
- Shot 41.9 percent from the field

## 2022-23 AT ALLAN HANCOCK COLLEGE

- Played in 25 games with five starts
- Recorded 8.9 points and 5.5 rebounds per outing
- Shot 56.1 percent overall

## BIO

Holds an associate degree in general studies from Bishop State Community College... Spent 2021-22 at Skyline Prep School... Graduated from Dream City Hlgh School in 2021... Spent freshman through junior year at Peoria High School... Second Team All-Region in 2020... Played AAU for Team Mphasis... Son of Angela Kogbara... Has two sisters, Brittany and Michelle.

## GAME-BY-GAME

OPP.	MIN	FG-A	3PT-A	FT-A	OR	DR	TR	F	A	TO	BL	S	PTS
Bucknell	4	0-0	0-0	0-0	0	0	0	4	1	1	0	1	0
Robert Morris	10	2-5	1-1	0-0	2	4	6	2	0	3	0	0	5
Iona	8	0-2	0-0	0-0	1	0	1	1	2	0	1	0	0
Bryant	5	0-3	0-2	0-0	0	1	1	0	0	0	0	0	0
Vermont													
Yale	10	0-0	0-0	0-0	0	4	4	3	2	2	0	0	0
Rider	3	1-2	0-0	0-0	1	0	1	0	0	0	0	0	2
Del. State	5	0-0	0-0	0-0	1	2	3	1	1	2	0	0	0
Duquesne	3	0-0	0-0	0-0	0	0	0	1	0	0	0	0	0
Chestnut Hill	4	1-1	0-0	0-0	0	1	1	0	0	0	0	1	2
Misericordia													
Saint Peter's													
St. John's	2	0-0	0-0	0-0	1	0	1	0	0	0	0	0	0
Northeastern	5	2-2	0-0	0-0	0	0	0	0	0	2	0	0	4
Monmouth	11	4-4	0-0	0-0	1	5	6	2	1	0	0	0	8
NC A&T	4	0-1	0-0	0-0	0	0	0	0	0	1	0	0	0
Hampton													
Stony Brook													
Elon													
Hofstra													
Drexel													
Towson													
Monmouth													
UNCW													
William & Mary													
Towson													
Campbell													
Drexel													
Hofstra													
Charleston													
UNCW													

## MAJOR

Sociology

## CAREER HIGHS

### POINTS

8 vs Monmouth 1/4/25

### REBOUNDS

6, twice

### ASSISTS

2, twice

### BLOCKS

1 at Iona 11/12/24

### STEALS

1, twice

### FIELD GOALS

4 vs Monmouth 1/4/25

### FIELD GOAL ATT.

5 vs Robert Morris 11/7/24

### 3-POINTS FIELD GOALS

1 vs Robert Morris 11/7/24

### 3-POINT FIELD GOAL ATT.

2 vs Bryant 11/18/24

### FREE THROWS

### FREE THROW ATT.

## SEASON HIGHS

### POINTS

8 vs Monmouth 1/4/25

### REBOUNDS

6, twice

### ASSISTS

2, twice

### BLOCKS

1 at Iona 11/12/24

### STEALS

1, twice

### FIELD GOALS

4 vs Monmouth 1/4/25

### FIELD GOAL ATT.

5 vs Robert Morris 11/7/24

### 3-POINT FIELD GOALS

1 vs Robert Morris 11/7/24

### 3-POINT FIELD GOAL ATT.

2 vs Bryant 11/18/24

### FREE THROWS

### FREE THROW ATT.

### MINUTES PLAYED

11 vs Monmouth 1/4/25

				Field Goals		3-Point		F-Throws		Rebounds								Scoring		
SEASON	TEAM	GP-GS	MIN/AVG	FG-FGA	FG%	3FG-3FGA	3FG%	FT-FTA	FT%	OFF	DEF	TOT	AVG	PF-FO	A	TO	BLK	STL	PTS	AVG
2024-25	UD	13-0	73/5.6	10-20	.500	1-3	.333	0-0	.000	7	17	24	1.8	14-0	7	11	1	2	21	1.6
TOTAL		13-0	73/5.6	10-20	.500	1-3	.333	0-0	.000	7	17	24	1.8	14-0	7	11	1	2	21	1.6



# Brandon BAFFONE

10

**SOPHOMORE | GUARD | 6-1 | 175 | HOCKESSIN, DE | SALESIANUM**
**2023-24**

- Appeared in five games
- Totaled three rebounds, including two against William & Mary

**BIO**

Played high school basketball at the Salesianum School and won the 2023 DIAA State Championship at the Bob Carpenter Center... Averaged 7.5 points, 3 assists, and 4 rebounds per game as a senior... Held the honor of team captain his senior season... Named to the 2023 Blue-Gold High School All-Star game... Also played baseball for Salesianum... Son of Brandon and Renee Baffone... Has three siblings: Sophia, Gabriel, and Sarah... Dad, Brandon, played baseball at Wilmington University... Mom, Renee played volleyball at Wilmington University.

**MAJOR**

Business Analytics

**CAREER HIGHS**
**POINTS**

3 vs Misericordia 12/17/24

**REBOUNDS**

2 at William &amp; Mary 2/1/24

**ASSISTS**
**BLOCKS**
**STEALS**
**FIELD GOALS**

1 vs Misericordia 12/17/24

**FIELD GOAL ATT.**

2 vs Misericordia 12/17/24

**3-POINT FIELD GOALS**

1 vs Misericordia 12/17/24

**3-POINT FIELD GOAL ATT.**

1, three times

**FREE THROWS**
**FREE THROW ATT.**

1 at William &amp; Mary 2/1/24

**SEASON HIGHS**
**POINTS**

3 vs Misericordia 12/17/24

**REBOUNDS**

1 vs Chestnut Hill 12/10/24

**ASSISTS**
**BLOCKS**
**STEALS**
**FIELD GOALS**

1 vs Misericordia 12/17/24

**FIELD GOAL ATT.**

2 vs Misericordia 12/17/24

**3-POINT FIELD GOALS**

1 vs Misericordia 12/17/24

**3-POINT FIELD GOAL ATT.**

1, twice

**FREE THROWS**
**FREE THROW ATT.**
**MINUTES PLAYED**

3 vs Chestnut Hill 12/10/24

**GAME-BY-GAME**

OPP.	MIN	FG-A	3PT-A	FT-A	OR	DR	TR	F	A	TO	BL	S	PTS
Bucknell													DNP - Coach's Decision
Robert Morris													DNP - Coach's Decision
Iona													DNP - Coach's Decision
Bryant													DNP - Coach's Decision
Vermont													DNP - Coach's Decision
Yale													DNP - Coach's Decision
Rider													DNP - Coach's Decision
Del. State													DNP - Coach's Decision
Duquesne													DNP - Coach's Decision
Chestnut Hill	3	0-1	0-1	0-0	0	1	1	0	0	0	0	0	0
Misericordia	2	1-2	1-1	0-0	0	0	0	0	0	0	0	0	3
Saint Peter's													DNP - Coach's Decision
St. John's													DNP - Coach's Decision
Northeastern													DNP - Coach's Decision
Monmouth	1	0-0	0-0	0-0	0	0	0	0	0	0	0	0	0
NC A&T													DNP - Coach's Decision
Hampton													
Stony Brook													
Elon													
Hofstra													
Drexel													
Towson													
Monmouth													
UNCW													
William & Mary													
Towson													
Campbell													
Drexel													
Hofstra													
Charleston													
UNCW													

				Field Goals		3-Point		F-Throws		Rebounds									Scoring	
SEASON	TEAM	GP-GS	MIN/AVG	FG-FGA	FG%	3FG-3FGA	3FG%	FT-FTA	FT%	OFF	DEF	TOT	AVG	PF-FO	A	TO	BLK	STL	PTS	AVG
2023-24	UD	5-0	16/3.2	0-2	.000	0-1	.000	0-1	.000	1	2	3	0.6	0-0	0	0	0	0	0	0.0
2024-25	UD	3-0	7/2.2	1-3	.333	1-2	.500	0-0	.000	0	1	1	0.3	0-0	0	0	0	0	3	1.0
TOTAL		8-0	22/2.8	1-5	.200	1-3	.333	0-1	.000	1	3	4	0.5	0-0	0	0	0	0	3	0.4



# Kobe JEROME

11

**SENIOR | GUARD | 6-4 | 190 | HARLEM, NY | BLUE RIDGE SCHOOL | UC RIVERSIDE**

## 2023-24

- Appeared in 23 games
- Scored a career high 18 points on six three pointers against Goldey Beacom
- Led the team in assist/turnover ratio at 2.50

## 2022-23 AT UC RIVERSIDE

- Played in three games
- Logged seven minutes, three rebounds in homecoming win over Occidental

## 2021-22 AT UC RIVERSIDE

- Redshirted

## BIO

Three-time Virginia Independent Schools Athletic Association Division II state champion... Older brother, Ty, won a national championship with Virginia under head coach Tony Bennett and currently plays for the Cleveland Cavaliers

## GAME-BY-GAME

OPP.	MIN	FG-A	3PT-A	FT-A	OR	DR	TR	F	A	TO	BL	S	PTS
Bucknell													DNP - Coach's Decision
Robert Morris													DNP - Coach's Decision
Iona													DNP - Coach's Decision
Bryant													DNP - Coach's Decision
Vermont													DNP - Coach's Decision
Yale	9	1-2	1-2	0-0	0	0	0	0	1	1	0	0	3
Rider	3	0-0	0-0	0-0	0	0	0	0	0	0	0	1	0
Del. State													DNP - Coach's Decision
Duquesne													DNP - Coach's Decision
Chestnut Hill	9	1-2	0-1	0-1	0	1	1	1	0	0	0	0	2
Misericordia	6	0-2	0-2	0-0	0	0	0	0	3	0	0	0	0
Saint Peter's													DNP - Coach's Decision
St. John's	2	0-0	0-0	0-0	0	1	1	0	1	0	0	0	0
Northeastern													DNP - Illness
Monmouth													DNP - Illness
NC A&T													DNP - Coach's Decision
Hampton													
Stony Brook													
Elon													
Hofstra													
Drexel													
Towson													
Monmouth													
UNCW													
William & Mary													
Towson													
Campbell													
Drexel													
Hofstra													
Charleston													
UNCW													

## MAJOR

Communication

## CAREER HIGHS

### POINTS

18 vs Goldey-Beacom 11/8/23

### REBOUNDS

4 vs Hampton 3/9/24

### ASSISTS

4 at Delaware State 11/15/23

### BLOCKS

1 vs Goldey-Beacom 11/8/23

### STEALS

1, four times

### FIELD GOALS

6 vs Goldey-Beacom 11/8/23

### FIELD GOAL ATT.

8 vs Hampton 3/9/24

### 3-POINT FIELD GOALS

6 vs Goldey-Beacom 11/8/23

### 3-POINT FIELD GOAL ATT.

6 vs Goldey-Beacom 11/8/23

### FREE THROWS

### FREE THROW ATT.

1, twice

## SEASON HIGHS

### POINTS

3 vs Yale 11/24/24

### REBOUNDS

1, twice

### ASSISTS

3 vs Misericordia 12/17/24

### BLOCKS

### STEALS

1 at Rider 11/30/24

### FIELD GOALS

1, twice

### FIELD GOAL ATT.

2, twice

### 3-POINT FIELD GOALS

1 vs Yale 11/24/24

### 3-POINT FIELD GOAL ATT.

2 vs Yale 11/24/24

### FREE THROWS

### FREE THROW ATT.

1 vs Chestnut Hill 12/10/24

### MINUTES PLAYED

9 vs Yale 11/24/24

				Field Goals		3-Point		F-Throws		Rebounds										Scoring	
SEASON	TEAM	GP-GS	MIN/AVG	FG-FGA	FG%	3FG-3FGA	3FG%	FT-FTA	FT%	OFF	DEF	TOT	AVG	PF-FO	A	TO	BLK	STL	PTS	AVG	
2022-23	UCR	3-0	9/3.1	0-2	.000	0-2	.000	0-0	.000	1	2	3	1.0	0-0	0	0	0	0	0	0.0	
2023-24	UD	21-0	205/9.7	10-31	.323	9-28	.321	0-1	.000	3	14	17	0.8	14-0	20	8	1	3	29	1.4	
2024-25	UD	5-0	29/5.9	2-6	.333	1-5	.200	0-1	.000	0	2	2	0.4	1-0	5	1	0	1	5	1.0	
TOTAL FOR UD		26-0	234/9.0	12-37	.324	10-33	.303	0-2	.000	3	16	19	0.7	15-0	25	9	1	4	34	1.3	
TOTAL		29-0	243/8.4	12-39	.308	10-35	.286	0-2	.000	4	18	22	0.8	15-0	25	9	1	4	34	1.2	



# Alex MCFADDEN 12

FRESHMAN | GUARD | 6-1 | 160 | WAYNE, PA | RADNOR

## BIO

Graduated from Radnor High School in 2024... Earned two varsity letters... Helped Radnor win the Central League championship and District 15A championship in the 2022-23 season... Distinguished Honor Roll student... Son of Renae Buono and Sean McFadden... Relative, Shannon Stefanski, played basketball at Dayton from 1998-2002... Born in Philadelphia, PA

## MAJOR

Sociology

## CAREER HIGHS

### POINTS

### REBOUNDS

### ASSISTS

### BLOCKS

### STEALS

### FIELD GOALS

### FIELD GOAL ATT.

1 vs Monmouth 1/4/25

### 3-POINTS FIELD GOALS

### 3-POINT FIELD GOAL ATT

1 vs Monmouth 1/4/25

### FREE THROWS

### FREE THROW ATT.

## GAME-BY-GAME

OPP.	MIN	FG-A	3PT-A	FT-A	OR	DR	TR	F	A	TO	BL	S	PTS
Bucknell													
Robert Morris													
Iona													
Bryant													
Vermont													
Yale													
Rider													
Del. State													
Duquesne													
Chestnut Hill	1	0-0	0-0	0-0	0	0	0	1	0	1	0	0	0
Misericordia	2	0-0	0-0	0-0	0	0	0	0	0	0	0	0	0
Saint Peter's													
St. John's													
Northeastern													
Monmouth	1	0-1	0-1	0-0	0	0	0	0	0	0	0	0	0
NC A&T													
Hampton													
Stony Brook													
Elon													
Hofstra													
Drexel													
Towson													
Monmouth													
UNCW													
William & Mary													
Towson													
Campbell													
Drexel													
Hofstra													
Charleston													
UNCW													

			Field Goals		3-Point		F-Throws		Rebounds										Scoring	
SEASON	TEAM	GP-GS	MIN/AVG	FG-FGA	FG%	3FG-3FGA	3FG%	FT-FTA	FT%	OFF	DEF	TOT	AVG	PF-FO	A	TO	BLK	STL	PTS	AVG
2024-25	UD	3-0	4/1.4	0-1	.000	0-1	.000	0-0	.000	0	0	0	0.0	1-0	0	1	0	0	0	0.0
TOTAL		3-0	4/1.4	0-1	.000	0-1	.000	0-0	.000	0	0	0	0.0	1-0	0	1	0	0	0	0.0



# Trent MIDDLETON JR. 13

SOPHOMORE | GUARD | 6-3 | 180 | PHILADELPHIA, PA | PHILADELPHIA MATH, CIVICS, AND SCIENCES | BALL STATE

## 2023-24 AT BALL STATE

- Started seven of 29 games played
- Averaged 6.2 points, 2.6 rebounds, and 1.9 assists
- Tallied a career-high 14 points against Bowling Green (1/30)
- Posted seven double-digit scoring efforts

## BIO

Spent 2022-23 at Spire Academy in Geneva, Ohio... Aided team to 34-6 record and 2023 Ohio Prep Conference Championship... Tallied 12.0 points, 8.0 rebounds, 3.0 assists, and 1.5 steals per game... Graduated from Philadelphia Math, Civics, and Sciences Charter School in 2022... Philadelphia Public League Player of the Year as a senior... Two-time First Team All-Public League selection... Two-time Public League champion... Son of Trent Middleton Sr. and Tonya Richardson... Born in Philadelphia... Has two sisters and one brother.

## GAME-BY-GAME

OPP.	MIN	FG-A	3PT-A	FT-A	OR	DR	TR	F	A	TO	BL	S	PTS
Bucknell	24	1-7	1-5	2-2	0	3	3	2	4	1	0	2	5
Robert Morris	25	3-4	1-1	6-6	0	2	2	1	1	1	0	0	13
Iona	15	1-2	0-1	0-0	0	3	3	1	0	2	0	1	2
Bryant	19	2-4	0-1	2-2	0	1	1	2	1	0	0	2	6
Vermont	8	0-1	0-1	0-0	0	1	1	1	1	0	0	1	0
Yale													DNP - Coach's Decision
Rider													DNP - Coach's Decision
Del. State	13	3-4	2-3	0-0	0	2	2	3	1	0	0	0	8
Duquesne	14	1-3	0-0	2-3	1	2	3	4	0	0	2	0	4
Chestnut Hill	15	2-5	0-3	1-1	1	3	4	1	2	1	0	0	5
Misericordia	29	3-5	1-3	2-4	1	4	5	1	3	5	0	0	9
Saint Peter's	9	0-1	0-0	0-0	0	0	0	0	0	1	0	0	0
St. John's	14	1-3	0-0	0-0	0	0	0	3	3	1	0	1	2
Northeastern	34	5-10	0-1	2-2	0	2	2	5	5	1	0	1	12
Monmouth	33	1-6	1-1	0-0	1	5	6	2	3	0	0	1	3
NC A&T	13	1-3	0-2	0-0	1	3	4	5	2	2	0	1	2
Hampton													
Stony Brook													
Elon													
Hofstra													
Drexel													
Towson													
Monmouth													
UNCW													
William & Mary													
Towson													
Campbell													
Drexel													
Hofstra													
Charleston													
UNCW													

## MAJOR

Communication

## CAREER HIGHS

### POINTS

14 vs Bowling Green 1/30/24

### REBOUNDS

6, six times

### ASSISTS

7 vs Goshen 11/7/23

### BLOCKS

2 at Duquesne 12/6/24

### STEALS

2, five times

### FIELD GOALS

5 at Northeastern 1/2/25

### FIELD GOAL ATT.

11 vs Bowling Green 1/30/24

### 3-POINT FIELD GOALS

3 vs Indiana St 12/16/23

### 3-POINT FIELD GOAL ATT.

5, twice

### FREE THROWS

6, three times

### FREE THROW ATT.

6, four times

## SEASON HIGHS

### POINTS

13 vs Robert Morris 11/7/24

### REBOUNDS

6 vs Monmouth 1/4/25

### ASSISTS

5 at Northeastern 1/2/25

### BLOCKS

2 at Duquesne 12/6/24

### STEALS

2, twice

### FIELD GOALS

5 at Northeastern 1/2/25

### FIELD GOAL ATT.

10 at Northeastern 1/2/25

### 3-POINT FIELD GOALS

3 vs Delaware St 12/3/24

### 3-POINT FIELD GOAL ATT.

5 vs Bucknell 11/4/24

### FREE THROWS

6 vs Robert Morris 11/7/24

### FREE THROW ATT.

6 vs Robert Morris 11/7/24

### MINUTES PLAYED

34 at Northeastern 1/2/25

				Field Goals		3-Point		F-Throws		Rebounds										Scoring	
SEASON	TEAM	GP-GS	MIN/AVG	FG-FGA	FG%	3FG-3FGA	3FG%	FT-FTA	FT%	OFF	DEF	TOT	AVG	PF-FO	A	TO	BLK	STL	PTS	AVG	
2023-24	BSU	29-7	540/18.6	53-125	.424	21-49	.429	52-64	.813	14	62	76	2.6	42-0	54	33	5	15	179	6.2	
2024-25	UD	14-1	262/18.7	24-58	.414	6-22	.273	17-20	.850	5	31	36	2.6	31-2	26	15	2	10	71	5.1	
TOTAL FOR UD		14-1	262/18.7	24-58	.414	6-22	.273	17-20	.850	5	31	36	2.6	31-2	26	15	2	10	71	5.1	
TOTAL		43-8	803/18.7	77-183	.421	27-71	.380	69-84	.821	19	93	112	2.6	73-2	80	48	7	25	250	5.8	



# Houston EMORY

15

JUNIOR | FORWARD | 6-9 | 195 | DEVON, PA | BLUE RIDGE SCHOOL

## 2023-24

- Appeared in 11 games
- Brought down five rebounds on the season

## 2022-23

- Appeared in 13 games
- Scored a season-high four points while adding an assist, rebound, and steal vs. Hartford

## BIO

Graduated from the Blue Ridge School in 2022... Four-year letterman in basketball... Two-time team captain and four-time state champion... Also played one year of lacrosse, track, and tennis... Holds Blue Ridge single-season blocks record with 89... Named First Team All-State and First Team All-VIC as a senior... Averaged 7.6 points, 5.8 rebounds, 2.8 blocks, and 1.9 assists per game as a senior... Tallied 7.3 points, 6.5 rebounds, 3.3 blocks, and 1.9 assists during junior campaign... Son of Andrew and Rebecca Emory... Both parents played four years of basketball at William & Mary... Has two brothers, Jackson and Macon

## GAME-BY-GAME

OPP.	MIN	FG-A	3PT-A	FT-A	OR	DR	TR	F	A	TO	BL	S	PTS
Bucknell	4	1-1	0-0	0-1	1	0	1	3	0	1	0	2	2
Robert Morris	11	1-2	0-0	0-0	0	5	5	2	0	1	1	0	2
Iona	14	0-2	0-0	2-4	0	0	0	4	2	0	1	1	2
Bryant	5	0-1	0-0	0-0	0	1	1	2	0	1	0	0	0
Vermont	8	1-1	0-0	0-0	0	1	1	1	0	1	0	0	2
Yale	8	1-2	0-0	1-2	1	2	3	5	0	1	0	0	3
Rider	9	0-1	0-0	0-0	0	1	1	1	0	1	3	0	0
Del. State	6	0-0	0-0	1-2	0	3	3	1	1	2	0	0	1
Duquesne	5	1-2	0-0	0-0	2	0	2	1	0	2	0	0	2
Chestnut Hill	4	0-1	0-0	0-0	1	1	2	0	0	1	1	0	0
Misericordia	7	0-1	0-0	1-2	0	0	0	0	0	0	0	0	1
Saint Peter's	8	0-0	0-0	0-0	1	1	2	0	0	0	0	1	0
St. John's	3	0-0	0-0	0-0	0	0	0	0	0	0	0	0	0
Northeastern	3	0-0	0-0	0-0	1	0	1	0	0	0	0	0	0
Monmouth													DNP - Coach's Decision
NC A&T													DNP - Coach's Decision
Hampton													
Stony Brook													
Elon													
Hofstra													
Drexel													
Towson													
Monmouth													
UNCW													
William & Mary													
Towson													
Campbell													
Drexel													
Hofstra													
Charleston													
UNCW													

## MAJOR

Communication

## CAREER HIGHS

### POINTS

4 vs Hartford 11/26/22

### REBOUNDS

5 vs Robert Morris 11/7/24

### ASSISTS

2 at Iona 11/12/24

### BLOCKS

3 at Rider 11/30/24

### STEALS

2, twice

### FIELD GOALS

2 vs Hartford 11/26/22

### FIELD GOAL ATT.

2, five times

### 3-POINT FIELD GOALS

### 3-POINT FIELD GOAL ATT.

1 at Hofstra 1/14/23

### FREE THROWS

2 at Iona 11/12/24

### FREE THROW ATT.

4 at Iona 11/12/24

## SEASON HIGHS

### POINTS

3 vs Yale 11/24/24

### REBOUNDS

5 vs Robert Morris 11/7/24

### ASSISTS

2 at Iona 11/12/24

### BLOCKS

3 at Rider 11/30/24

### STEALS

2 vs Bucknell 11/4/24

### FIELD GOALS

1, five times

### FIELD GOAL ATT.

2, four times

### 3-POINT FIELD GOALS

### 3-POINT FIELD GOAL ATT.

### FREE THROWS

2 at Iona 11/12/24

### FREE THROW ATT.

4 at Iona 11/12/24

### MINUTES PLAYED

14 at Iona 11/12/24

				Field Goals		3-Point		F-Throws		Rebounds									Scoring	
SEASON	TEAM	GP-GS	MIN/AVG	FG-FGA	FG%	3FG-3FGA	3FG%	FT-FTA	FT%	OFF	DEF	TOT	AVG	PF-FO	A	TO	BLK	STL	PTS	AVG
2022-23	UD	13-0	68/5.2	2-5	.400	0-1	.000	0-0	.000	1	7	8	0.6	15-0	4	2	1	6	4	0.3
2023-24	UD	11-0	36/3.3	0-5	.000	0-0	.000	0-0	.000	1	4	5	0.5	13-1	0	6	1	1	0	0.0
2024-25	UD	14-1	95/6.8	5-14	.357	0-0	.000	5-11	.455	7	15	22	1.6	20-1	3	11	6	4	15	1.1
TOTAL		38-1	199/5.2	7-24	.292	0-1	.000	5-11	.455	9	26	35	0.9	48-2	7	19	8	11	19	0.5



# Erik TIMKO

20

GRADUATE | GUARD | 6-5 | 200 | AUDUBON, PA | METHACTON | JEFFERSON

## AWARDS AND HONORS

- CSC Academic All-America Team Member of the Year (2023-24)
- 2x CSC Academic All-America First Team (2022-23, 2023-24)
- D2CCA Basketball All-American Team Honorable Mention (2023-24)
- 2x D2CCA All-East Region First Team (2022-23, 2023-24)
- NABC East All-District First Team (2022-23)
- D2CCA All-East Region Second Team (2021-22)
- NABC East All-District Second Team (2021-22)
- 2x CACC Player of the Year (2022-23, 2023-24)
- CACC Rookie of the Year (2021-22)
- 3x All-CACC First Team (2021-22, 2022-23, 2023-24)
- 2x CACC All-Tournament Team (2022-23)
- CACC Scholar-Athlete of the Year (2022-23, 2023-24)
- 3x CACC All-Academic Team (2021-22, 2022-23, 2023-24)
- 3x PhillySIDA Academic All-Area Team (2021-22, 2022-23, 2023-24)
- NABC Honors Court (2022-23)
- 2x CSC Academic All-District Team (2022-23, 2023-24)
- CACC Champion (2023-24)

## 2023-24 AT JEFFERSON

- 19.6 PPG, 4.2 RPG, 3.0 APG over 32 games played
- .540 FG%, 90.3PT, .437 3PT%
- Team leader in scoring and three pointers
- Ranked 29th nationally in free-throw percentage (88.0), 17th in three-point percentage (43.7), and 20th in total points (628)
- Led the Rams to first CACC title and NCAA appearance since 2020.

## 2022-23 AT JEFFERSON

- 22.5 PPG (676 points - 3rd all-time), 4.3 RPG, 2.7 APG over 30 starts
- .526 FG%, 95.3PT (7th all-time), .452 3PT%
- Team leader in scoring, three-pointers, and assists
- NCAA Division II Statistics: 9th in total three-pointers and three-point percentage, 11th in total points and points per game, 12th in three-pointers per game, 18th in free throw percentage
- CACC Statistics: 1st in total points, points per game, total three-pointers, three-pointers per game, and three-point percentage, 2nd in free throw percentage, 3rd in field goal percentage
- Scored his 1,000th career point on Feb. 8th vs. Wilmington

## 2021-22 AT JEFFERSON

- 21.2 PPG, 4.1 RPG, 2.3 APG, 1.0 SPG across 23 starts
- .53 3PT, .532 FG%
- CACC Stats: 1st in points per game and free throw percentage, 3rd in free throws made, 5th in field goal percentage
- NCAA Division II Stats: 8th in free throw percentage, 14th in points per game

## 2020-21 AT JEFFERSON

- Team did not compete due to COVID-19 pandemic

## BIO

Graduated from Methacton High School in 2020... Played both basketball and baseball in high school... Two-time All-Conference first team selection... Named Second Team All-Area and Methacton Most Versatile Player his junior year... Earned First Team All-Area & All-Area Player of the Year honors and was chosen Second Team All-State his senior year... Scored 1,000 career points and set the school single-season scoring record... Team won two conference championships and one district title... Son of Cheryl and Tim Timko... Has one sister, Nicole, who plays basketball at Carnegie Mellon

## GAME-BY-GAME

OPP.	MIN	FG-A	3PT-A	FT-A	OR	DR	TR	F	A	TO	BL	S	PTS
Bucknell	31	7-11	2-5	4-5	0	4	4	2	2	1	1	0	20
Robert Morris	37	3-12	0-4	6-6	1	2	3	1	3	1	0	0	12
Iona	24	1-5	0-1	2-2	0	3	3	1	0	1	0	0	4
Bryant	33	2-6	0-1	3-3	0	10	10	3	2	2	0	0	7
Vermont	31	2-5	1-2	0-0	0	6	6	2	0	2	0	0	5
Yale	39	3-7	2-6	5-5	2	3	5	4	4	1	1	0	13
Rider	30	5-9	3-7	2-2	2	4	6	1	2	0	0	0	15
Del. State	31	5-8	3-6	5-6	0	3	3	2	4	2	0	0	18
Duquesne	36	3-8	2-4	0-0	2	5	7	3	1	1	0	0	8
Chestnut Hill	24	5-10	2-6	5-5	1	4	5	1	0	2	1	0	17
Misericordia	28	8-11	6-9	7-7	1	3	4	0	0	1	0	2	29
Saint Peter's	29	0-5	0-3	1-2	1	1	2	1	0	1	0	1	1
St. John's	30	3-7	1-4	2-4	0	3	3	2	3	0	1	1	9
Northeastern	36	1-9	1-4	7-8	1	4	5	0	1	0	0	0	10
Monmouth	34	6-11	5-8	0-0	0	4	4	1	4	1	1	3	17
NC A&T	24	2-5	2-4	2-4	0	5	5	4	4	2	0	0	8
Hampton													
Stony Brook													
Elon													
Hofstra													
Drexel													
Towson													
Monmouth													
UNCW													
William & Mary													
Towson													
Campbell													
Drexel													
Hofstra													
Charleston													
UNCW													

## MAJOR

MS International Business

## CAREER HIGHS

### POINTS

36 vs Felician 12/31/22

### REBOUNDS

10 vs Bryant 11/18/24

### ASSISTS

7, four times

### BLOCKS

2, three times

### STEALS

5 at Staten Island 11/18/23

### FIELD GOALS

14 vs Chestnut Hill 11/30/22

### FIELD GOAL ATT.

21 at Adelphi 11/27/22

### 3-POINTS FIELD GOALS

7, twice

### 3-POINT FIELD GOAL ATT.

14 vs Bloomsburg 11/22/22

### FREE THROWS

14 vs Caldwell 1/23/22

### FREE THROW ATT.

14 vs Caldwell 1/23/22

## SEASON HIGHS

### POINTS

29 vs Misericordia 12/17/24

### REBOUNDS

10 vs Bryant 11/18/24

### ASSISTS

4, four times

### BLOCKS

1, five times

### STEALS

3 vs Monmouth 1/4/25

### FIELD GOALS

8 vs Misericordia 12/17/24

### FIELD GOAL ATT.

12 vs Robert Morris 11/7/24

### 3-POINTS FIELD GOALS

6 vs Misericordia 12/17/24

### 3-POINT FIELD GOAL ATT.

9 vs Misericordia 12/17/24

### FREE THROWS

7, twice

### FREE THROW ATT.

8 at Northeastern 1/2/25

### MINUTES PLAYED

39 vs Yale 11/24/24

				Field Goals		3-Point		F-Throws		Rebounds										Scoring	
SEASON	TEAM	GP-GS	MIN/AVG	FG-FGA	FG%	3FG-3FGA	3FG%	FT-FTA	FT%	OFF	DEF	TOT	AVG	PF-FO	A	TO	BLK	STL	PTS	AVG	
2021-22	Jeff	23-23	846/36.8	157-295	.532	53-130	.408	121-133	.910	18	77	95	4.1	54-0	52	48	8	22	488	21.2	
2022-23	Jeff	30-30	1076/35.9	229-435	.526	95-210	.452	123-138	.891	20	109	129	4.3	71-2	82	61	10	27	676	22.5	
2023-24	Jeff	32-31	1152/36.0	214-396	.540	90-206	.437	110-125	.880	20	115	135	4.2	69-0	99	73	8	44	628	19.6	
2024-25	UD	16-16	495/31.0	56-129	.434	30-74	.405	51-59	.864	11	64	75	4.7	28-0	30	18	5	7	193	12.1	
TOTAL FOR UD		16-16	495/31.0	56-129	.434	30-74	.405	51-59	.864	11	64	75	4.7	28-0	30	18	5	7	193	12.1	
TOTAL		101-100	3570/35.3	656-1255	.523	268-620	.432	405-455	.890	69	365	434	4.3	222-2	263	200	31	100	1985	19.7	



# Tyler HOUSER

44

JUNIOR | FORWARD | 6-9 | 235 | CAMP HILL, PA | CEDAR CLIFF | VMI

## HONORS AND AWARDS

· 2023 Southern Conference All-Freshmen Team

## 2024-25

· Will miss the entire season due to hip injury

## 2023-24

· Made 33 appearances off the bench  
· Averaged 4.8 points and 2.2 rebounds per game  
· Shot 41.4% from the field and 34.1% from beyond the arc

## 2022-23 AT VMI

· Averaged 10.8 points and 5.0 rebounds per game over 32 games, including 26 starts  
· Shot .443 from the field and .335 from long range  
· Hit a triple in 21 contests with at least two in 11  
· Finished the season third on the team in scoring and field-goal percentage after posting 20 double-digit performances, including a career high 26 points in the regular season finale

## BIO

Graduated from Cedar Cliff in 2022... Four-year letterwinner... Scored over 1,000 points... Member of the National Honor Society... Posted a 4.1 GPA... Grandfather, Barry Houser, was drafted by the Pittsburgh Pirates and played professionally in the Western Carolina League where he would become an Eastern League All-Star

## GAME-BY-GAME

OPP.	MIN	FG-A	3PT-A	FT-A	OR	DR	TR	F	A	TO	BL	S	PTS
Bucknell													DNP - Hip
Robert Morris													DNP - Hip
Iona													DNP - Hip
Bryant													DNP - Hip
Vermont													DNP - Hip
Yale													DNP - Hip
Rider													DNP - Hip
Del. State													DNP - Hip
Duquesne													DNP - Hip
Chestnut Hill													DNP - Hip
Misericordia													DNP - Hip
Saint Peter's													DNP - Hip
St. John's													DNP - Hip
Northeastern													DNP - Hip
Monmouth													DNP - Hip
NC A&T													DNP - Hip
Hampton													
Stony Brook													
Elon													
Hofstra													
Drexel													
Towson													
Monmouth													
UNCW													
William & Mary													
Towson													
Campbell													
Drexel													
Hofstra													
Charleston													
UNCW													

## MAJOR

Accounting

## CAREER HIGHS

### POINTS

26 at Western Caro. 2/25/23

### REBOUNDS

12 at The Citadel 2/2/23

### ASSISTS

3 at Elon 2/15/24

### BLOCKS

2, twice

### STEALS

1, 21 times

### FIELD GOALS

10 at Western Caro. 2/25/23

### FIELD GOAL ATT.

24 at Western Caro. 2/25/23

### 3-POINTS FIELD GOALS

5 at Western Caro. 2/25/23

### 3-POINT FIELD GOAL ATT.

16 at Western Caro. 2/25/23

### FREE THROWS

4, six times

### FREE THROW ATT.

6, twice

## SEASON HIGHS

### POINTS

### REBOUNDS

### ASSISTS

### BLOCKS

### STEALS

### FIELD GOALS

### FIELD GOAL ATT.

### 3-POINTS FIELD GOALS

### 3-POINT FIELD GOAL ATT.

### FREE THROWS

### FREE THROW ATT.













### MINUTES PLAYED

				Field Goals		3-Point		F-Throws		Rebounds									Scoring	
SEASON	TEAM	GP-GS	MIN/AVG	FG-FGA	FG%	3FG-3FGA	3FG%	FT-FTA	FT%	OFF	DEF	TOT	AVG	PF-FO	A	TO	BLK	STL	PTS	AVG
2022-23	VMI	32-26	837/26.2	129-291	.443	43-121	.355	44-60	.733	49	112	161	5.0	64-1	14	48	14	12	345	10.8
2023-24	UD	33-0	506/15.3	58-140	.414	29-85	.341	15-20	.750	19	55	74	2.2	58-2	16	25	7	9	160	4.8
TOTAL FOR UD		33-0	506/15.3	58-140	.414	29-85	.341	15-20	.750	19	55	74	2.2	58-2	16	25	7	9	160	4.8
TOTAL		65-26	1343/20.7	187-431	.434	72-206	.350	59-80	.738	68	167	235	3.6	122-3	30	73	21	21	505	7.8

# DELAWARE BLUE HENS TV & RADIO CHART

**NOTES:** Delaware returns seven players from last season and welcomes eight newcomers ... 89-22 under Ingelsby when holding opponents under 70 points, including 49-7 over last four seasons, 16-1 last season, and 4-0 this season ... 49-30 under Ingelsby in five-point games, 32-19 in one score games ... Tallied 100 pts over Yale - first time over DI opponent since 2013 and first over DI in regulation since 2001 ... Made 17 3FG vs Delaware State - most since 2000 ... Have hit 15 3FGs in three games this season ... Never cracked top 100 in NET ranking until last season

RECORD	2024-25	LAST YR.	STATS	DEL	OPP	HAM	OPP	LAST THREE GAMES...
<b>Overall</b>	<b>9-7</b>	<b>19-14</b>	<b>FG%</b>	46.9	42.6	41.2	44.3	<b>Jan. 9 at NC A&amp;T W, 98-88</b>
<b>CAA</b>	<b>2-1</b>	<b>10-8</b>	<b>3PT%</b>	38.3	34.5	33.3	33.3	<b>Offense explodes in 98-point performance</b>
<b>Home</b>	<b>5-2</b>	<b>8-5</b>	<b>FT%</b>	78.0	71.6	75.7	68.1	<b>Jan. 4 Monmouth W, 84-64</b>
<b>Away</b>	<b>3-4</b>	<b>8-6</b>	<b>Points</b>	79.6	76.7	73.5	69.8	<b>Hens dominate Hawks in CAA home opener</b>
<b>Neutral</b>	<b>1-1</b>	<b>3-3</b>	<b>Rebounds</b>	34.9	38.3	37.5	34.0	<b>Jan. 2 at Northeastern L, 80-77</b>
			<b>Assists</b>	14.0	12.8	13.8	13.8	<b>Hens drop CAA opener and third-straight game</b>

	<div>#0 GABE MOSS</div> <div>Jr. • F • 6-8 • 218 • Pottstown, Pa. • The Hill School</div> <table><tr><td>PPG</td><td>4.3</td><td>SPG</td><td>0.1</td><td>FG%</td><td>71.4</td></tr><tr><td>RPG</td><td>1.1</td><td>BPG</td><td>0.1</td><td>3FG%</td><td>--</td></tr><tr><td>APG</td><td>0.1</td><td>MPG</td><td>9.0</td><td>FT%</td><td>44.4</td></tr></table>	PPG	4.3	SPG	0.1	FG%	71.4	RPG	1.1	BPG	0.1	3FG%	--	APG	0.1	MPG	9.0	FT%	44.4	<div><div>• Played in eight games this season</div><div>• Notched a career-best 10 points against Chestnut Hill on 4-of-5 shooting</div><div>• Missed first two seasons due to injury</div><div>• Made collegiate debut vs Bucknell; first game in 1,021 days dating back to senior year of high school</div></div>	<div><div>POINTS</div><div>10 vs Chestnut Hill 12/10/24</div></div> <div><div>REBOUNDS</div><div>3, twice</div></div> <div><div>ASSISTS</div><div>1 at NC A&amp;T 1/9/25</div></div> <div><div>BLOCKS</div><div>1 at NC A&amp;T 1/9/25</div></div> <div><div>STEALS</div><div>1 vs Monmouth 1/4/25</div></div> <div><div>MINUTES</div><div>15 at St. John's 12/28/24</div></div> <div><div>LAST GAME</div><div>2 pts, 1 ast, 1 blk, 1 rb in 4 min</div></div>
PPG	4.3	SPG	0.1	FG%	71.4																
RPG	1.1	BPG	0.1	3FG%	--																
APG	0.1	MPG	9.0	FT%	44.4																
	<div>#1 IZAIHA PASHA (eye-ZAY-uh)</div> <div>Fr. • G • 6-4 • 190 • Harrisburg, Pa. • Cardinal O'Hara</div> <table><tr><td>PPG</td><td>11.4</td><td>SPG</td><td>0.5</td><td>FG%</td><td>49.2</td></tr><tr><td>RPG</td><td>4.0</td><td>BPG</td><td>0.7</td><td>3FG%</td><td>25.0</td></tr><tr><td>APG</td><td>3.2</td><td>MPG</td><td>27.5</td><td>FT%</td><td>79.6</td></tr></table>	PPG	11.4	SPG	0.5	FG%	49.2	RPG	4.0	BPG	0.7	3FG%	25.0	APG	3.2	MPG	27.5	FT%	79.6	<div><div>• 2x CAA Rookie of the Week</div><div>• Tallied 10+ points in nine of last 11 games, including four with 15+</div><div>• Set career-highs in points (22) and assists (6) at NC A&amp;T</div><div>• Became first freshman to start a season opener since Kevin Anderson and Chyree Walker in 2017</div><div>• True freshman after reclassifying and taking a prep year at St. Thomas More School in Oakdale, Conn.</div><div>• Previously signed with Rick Pittino and Iona before reclassifying</div><div>• Three star recruit by 247 Sports</div></div>	<div><div>POINTS</div><div>22 at NC A&amp;T 1/9/25</div></div> <div><div>REBOUNDS</div><div>9 vs Yale 11/24/24</div></div> <div><div>ASSISTS</div><div>6 at NC A&amp;T 1/9/25</div></div> <div><div>BLOCKS</div><div>2, twice</div></div> <div><div>STEALS</div><div>2, twice</div></div> <div><div>MINUTES</div><div>37, twice</div></div> <div><div>LAST GAME</div><div>CH 22 pts, CH 6 asts, 0 TO, CH 2 stls</div></div>
PPG	11.4	SPG	0.5	FG%	49.2																
RPG	4.0	BPG	0.7	3FG%	25.0																
APG	3.2	MPG	27.5	FT%	79.6																
	<div>#2 JOHN CAMDEN</div> <div>Sr. • F • 6-8 • 220 • Downingtown, Pa. • Brewster Academy • Virginia Tech/Memphis</div> <table><tr><td>PPG</td><td>16.9</td><td>SPG</td><td>1.0</td><td>FG%</td><td>48.0</td></tr><tr><td>RPG</td><td>5.6</td><td>BPG</td><td>0.3</td><td>3FG%</td><td>43.9</td></tr><tr><td>APG</td><td>2.3</td><td>MPG</td><td>31.8</td><td>FT%</td><td>76.7</td></tr></table>	PPG	16.9	SPG	1.0	FG%	48.0	RPG	5.6	BPG	0.3	3FG%	43.9	APG	2.3	MPG	31.8	FT%	76.7	<div><div>• Started every game this season</div><div>• Posted first career double-double with 21 pts and career-best 10 rebounds at NC A&amp;T</div><div>• Neared triple-double vs Monmouth with 15 points, 8 rebounds, and 7 assists</div><div>• Tallied 10+ in 12 games, 15+ in eight, 20+ in five, 30+ in two</div><div>• Dropped career-high 35 points at St. John's and tied single-game record of nine triples made</div><div>• One of 12 players in the country to make at least nine threes in a game this season</div></div>	<div><div>POINTS</div><div>35 at St. John's 12/28/24</div></div> <div><div>REBOUNDS</div><div>10 at NC A&amp;T 1/9/25</div></div> <div><div>ASSISTS</div><div>7 vs Monmouth 1/4/25</div></div> <div><div>BLOCKS</div><div>2, twice</div></div> <div><div>STEALS</div><div>3, twice</div></div> <div><div>MINUTES</div><div>40 at St. John's 12/28/24</div></div> <div><div>LAST GAME</div><div>21 pts, CH 10 rbs</div></div>
PPG	16.9	SPG	1.0	FG%	48.0																
RPG	5.6	BPG	0.3	3FG%	43.9																
APG	2.3	MPG	31.8	FT%	76.7																
	<div>#3 CAVAN REILLY (CAV-in)</div> <div>Jr. • G • 6-4 • 188 • Lovettsville, Va. • Bishop O'Connell</div> <table><tr><td>PPG</td><td>12.1</td><td>SPG</td><td>0.7</td><td>FG%</td><td>46.6</td></tr><tr><td>RPG</td><td>3.5</td><td>BPG</td><td>0.1</td><td>3FG%</td><td>36.7</td></tr><tr><td>APG</td><td>1.6</td><td>MPG</td><td>31.6</td><td>FT%</td><td>83.8</td></tr></table>	PPG	12.1	SPG	0.7	FG%	46.6	RPG	3.5	BPG	0.1	3FG%	36.7	APG	1.6	MPG	31.6	FT%	83.8	<div><div>• Started every game played this season; missed two games due to illness</div><div>• Scored 10+ points in nine games this season, including 15+ in five, and 20+ in two</div><div>• Played in 32 games, making 30 starts in 2023-24</div><div>• Posted 10+ points in 12 games, including five at 15+, and one 20+ in 23-24</div><div>• Scored CH 24 points on 7-13 shooting, including 6-11 from three against UNCG last year</div><div>• Led team and third nationally among freshmen in 3FG with minimum 25 made during rookie campaign</div><div>• Set program record for three-point field goal percentage by a rookie (45.3)</div></div>	<div><div>POINTS</div><div>24 vs UNCG 11/25/23</div></div> <div><div>REBOUNDS</div><div>6, three times</div></div> <div><div>ASSISTS</div><div>4, twice</div></div> <div><div>BLOCKS</div><div>1, 10 times</div></div> <div><div>STEALS</div><div>4, twice</div></div> <div><div>MINUTES</div><div>37, three times</div></div> <div><div>LAST GAME</div><div>13 pts, 5 rbs, CH 4 asts</div></div>
PPG	12.1	SPG	0.7	FG%	46.6																
RPG	3.5	BPG	0.1	3FG%	36.7																
APG	1.6	MPG	31.6	FT%	83.8																
	<div>#4 NIELS LANE (NYE-uhls)</div> <div>Sr. • G • 6-5 • 215 • Freehold, N.J. • Roselle Catholic • Florida</div> <table><tr><td>PPG</td><td>14.3</td><td>SPG</td><td>1.4</td><td>FG%</td><td>52.6</td></tr><tr><td>RPG</td><td>4.1</td><td>BPG</td><td>0.9</td><td>3FG%</td><td>43.8</td></tr><tr><td>APG</td><td>1.9</td><td>MPG</td><td>29.4</td><td>FT%</td><td>78.3</td></tr></table>	PPG	14.3	SPG	1.4	FG%	52.6	RPG	4.1	BPG	0.9	3FG%	43.8	APG	1.9	MPG	29.4	FT%	78.3	<div><div>• Scored at least 12 points in all but two games this season</div><div>• Neared first career double-double with 12 pts and career-best nine assists vs Misericordia</div><div>• Dropped a game-high 20 points on 8-of-10 shooting at Duquesne</div><div>• Tallied career-high 22 points vs NC A&amp;T, including highs in triples and 3FG attempts (4-for-5) last year</div><div>• Transfer from Florida</div><div>• Nationally-ranked fencer in middle school</div></div>	<div><div>POINTS</div><div>22 vs NC A&amp;T 1/25/24</div></div> <div><div>REBOUNDS</div><div>9 vs Texas A&amp;M 3/10/22</div></div> <div><div>ASSISTS</div><div>9 vs Misericordia 12/17/24</div></div> <div><div>BLOCKS</div><div>2, five times</div></div> <div><div>STEALS</div><div>5 vs Misericordia 12/17/24</div></div> <div><div>MINUTES</div><div>39 vs Towson 1/27/24</div></div> <div><div>LAST GAME</div><div>18 pts, 5 rbs, 2 asts</div></div>
PPG	14.3	SPG	1.4	FG%	52.6																
RPG	4.1	BPG	0.9	3FG%	43.8																
APG	1.9	MPG	29.4	FT%	78.3																
	<div>#5 MACON EMORY (MAKE-in)</div> <div>Fr. • G • 6-8 • 185 • Devon, Pa. • Perkiomen</div> <table><tr><td>PPG</td><td>3.6</td><td>SPG</td><td>0.4</td><td>FG%</td><td>34.7</td></tr><tr><td>RPG</td><td>3.2</td><td>BPG</td><td>0.9</td><td>3FG%</td><td>29.0</td></tr><tr><td>APG</td><td>0.4</td><td>MPG</td><td>14.5</td><td>FT%</td><td>87.5</td></tr></table>	PPG	3.6	SPG	0.4	FG%	34.7	RPG	3.2	BPG	0.9	3FG%	29.0	APG	0.4	MPG	14.5	FT%	87.5	<div><div>• Played in all but two games this season; Made first career start vs Monmouth</div><div>• Tallied back-to-back career scoring efforts against Monmouth (11) and NC A&amp;T (12)</div><div>• Notched career high eight rebounds in career best 28 minutes vs Monmouth</div><div>• Joins brother Houston as one of 17 brothers to play on same team this season nationwide</div><div>• Played with brother Houston and teammate Kobe Jerome at Blue Ridge School</div><div>• Both parents played basketball at CAA rival William &amp; Mary; he and Houston are two of five nationally to have parent play basketball at conference rival</div></div>	<div><div>POINTS</div><div>12 at NC A&amp;T 1/9/25</div></div> <div><div>REBOUNDS</div><div>8 vs Monmouth 1/4/25</div></div> <div><div>ASSISTS</div><div>2, three times</div></div> <div><div>BLOCKS</div><div>3 vs Misericordia 12/17/24</div></div> <div><div>STEALS</div><div>2 at Iona 11/12/24</div></div> <div><div>MINUTES</div><div>28 vs Monmouth 1/4/25</div></div> <div><div>LAST GAME</div><div>CH 12 pts, 6 rbs</div></div>
PPG	3.6	SPG	0.4	FG%	34.7																
RPG	3.2	BPG	0.9	3FG%	29.0																
APG	0.4	MPG	14.5	FT%	87.5																
	<div>#7 TAHRON ALLEN (TUH-ron)</div> <div>Sr. • G • 6-5 • 200 • Brooklyn, N.Y. • Brooklyn Collegiate • Wagner/Monmouth</div> <table><tr><td>PPG</td><td>6.1</td><td>SPG</td><td>1.0</td><td>FG%</td><td>42.9</td></tr><tr><td>RPG</td><td>1.4</td><td>BPG</td><td>0.1</td><td>3FG%</td><td>53.3</td></tr><tr><td>APG</td><td>1.2</td><td>MPG</td><td>16.8</td><td>FT%</td><td>55.6</td></tr></table>	PPG	6.1	SPG	1.0	FG%	42.9	RPG	1.4	BPG	0.1	3FG%	53.3	APG	1.2	MPG	16.8	FT%	55.6	<div><div>• Played in nine games this season; missed last seven</div><div>• Dropped a season-high 14 points in win at Iona</div><div>• NEC Champion and Tournament MVP at Wagner last year</div><div>• Tallied 10.5 points and 5.1 rebounds per game last season</div><div>• Spent two seasons at Monmouth before leaving for Wagner</div><div>• Tallied 10+ points in 17 games for the Seahawks, including a trio at 20+</div></div>	<div><div>POINTS</div><div>23 at NC A&amp;T 1/28/23</div></div> <div><div>REBOUNDS</div><div>12 vs Molloy 11/9/23</div></div> <div><div>ASSISTS</div><div>5 vs Delaware St 12/3/24</div></div> <div><div>BLOCKS</div><div>2, twice</div></div> <div><div>STEALS</div><div>6 at Stony Brook 2/8/23</div></div> <div><div>MINUTES</div><div>40 at Merrimack 3/12/24</div></div> <div><div>LAST GAME</div><div>DNP - Back</div></div>
PPG	6.1	SPG	1.0	FG%	42.9																
RPG	1.4	BPG	0.1	3FG%	53.3																
APG	1.2	MPG	16.8	FT%	55.6																
	<div>#8 KEVIN KOGBARA (kog-BAR-uh)</div> <div>Jr. • F • 6-8 • 275 • Peoria, Ariz. • Dream City • Bishop State/Allan Hancock</div> <table><tr><td>PPG</td><td>1.6</td><td>SPG</td><td>0.2</td><td>FG%</td><td>50.0</td></tr><tr><td>RPG</td><td>1.8</td><td>BPG</td><td>0.1</td><td>3FG%</td><td>33.3</td></tr><tr><td>APG</td><td>0.5</td><td>MPG</td><td>5.7</td><td>FT%</td><td>--</td></tr></table>	PPG	1.6	SPG	0.2	FG%	50.0	RPG	1.8	BPG	0.1	3FG%	33.3	APG	0.5	MPG	5.7	FT%	--	<div><div>• Played in all but three games this season</div><div>• Tallied career highs in points (8) and rebounds (6) vs Monmouth</div><div>• Made NCAA debut against Bucknell; scored first point against Robert Morris</div><div>• Spent two years at JUCO level - first at Allan Hancock, second at Bishop State</div><div>• Holds associates degree from Bishop State</div><div>• Played in 50 career games at JUCO level</div></div>	<div><div>POINTS</div><div>8 vs Monmouth 1/4/25</div></div> <div><div>REBOUNDS</div><div>6, twice</div></div> <div><div>ASSISTS</div><div>2, twice</div></div> <div><div>BLOCKS</div><div>1 at Iona 11/12/24</div></div> <div><div>STEALS</div><div>1, twice</div></div> <div><div>MINUTES</div><div>11 vs Monmouth 1/4/25</div></div> <div><div>LAST GAME</div><div>4 min off the bench</div></div>
PPG	1.6	SPG	0.2	FG%	50.0																
RPG	1.8	BPG	0.1	3FG%	33.3																
APG	0.5	MPG	5.7	FT%	--																
	<div>#11 KOBE JEROME</div> <div>Sr. • G • 6-4 • 190 • Harlem, N.Y. • Blue Ridge School</div> <table><tr><td>PPG</td><td>1.0</td><td>SPG</td><td>0.2</td><td>FG%</td><td>33.3</td></tr><tr><td>RPG</td><td>0.4</td><td>BPG</td><td>--</td><td>3FG%</td><td>20.0</td></tr><tr><td>APG</td><td>1.0</td><td>MPG</td><td>5.8</td><td>FT%</td><td>0.0</td></tr></table>	PPG	1.0	SPG	0.2	FG%	33.3	RPG	0.4	BPG	--	3FG%	20.0	APG	1.0	MPG	5.8	FT%	0.0	<div><div>• Appeared in five games this season</div><div>• Played in 23 games last season</div><div>• Went 6-for-6 from long range against Goldey-Beacom last year</div><div>• Brother of Ty Jerome - current Cleveland Cavalier and former national champion at Virginia</div><div>• Played at Blue Ridge School with Houston and Macon Emory</div></div>	<div><div>POINTS</div><div>18 vs Goldey-Beacom 11/8/23</div></div> <div><div>REBOUNDS</div><div>4 vs Hampton 3/9/24</div></div> <div><div>ASSISTS</div><div>4 at Delaware State 11/15/23</div></div> <div><div>BLOCKS</div><div>1 vs Goldey-Beacom 11/8/23</div></div> <div><div>STEALS</div><div>1, four times</div></div> <div><div>MINUTES</div><div>25 vs Hampton 3/9/24</div></div> <div><div>LAST GAME</div><div>DNP - Coach's Decision</div></div>
PPG	1.0	SPG	0.2	FG%	33.3																
RPG	0.4	BPG	--	3FG%	20.0																
APG	1.0	MPG	5.8	FT%	0.0																
	<div>#13 TRENT MIDDLETON JR.</div> <div>So. • G • 6-3 • 180 • Philadelphia, Pa. • Philadelphia Math, Civics, and Sciences • Ball State</div> <table><tr><td>PPG</td><td>5.1</td><td>SPG</td><td>0.7</td><td>FG%</td><td>41.4</td></tr><tr><td>RPG</td><td>2.6</td><td>BPG</td><td>0.1</td><td>3FG%</td><td>27.3</td></tr><tr><td>APG</td><td>1.9</td><td>MPG</td><td>18.9</td><td>FT%</td><td>85.0</td></tr></table>	PPG	5.1	SPG	0.7	FG%	41.4	RPG	2.6	BPG	0.1	3FG%	27.3	APG	1.9	MPG	18.9	FT%	85.0	<div><div>• Played in all but two games this season, making first start as a Hen against Misericordia</div><div>• Scored season-high 13 points vs Robert Morris</div><div>• Started seven of 29 games last season at Ball State</div><div>• Averaged 6.2 points, 2.6 rebounds, and 1.9 assists during rookie season for Cardinals</div><div>• Tallied seven double-digit scoring efforts for Cardinals</div></div>	<div><div>POINTS</div><div>14 vs Bowling Green 1/30/24</div></div> <div><div>REBOUNDS</div><div>6, six times</div></div> <div><div>ASSISTS</div><div>7 vs Goshen 11/7/23</div></div> <div><div>BLOCKS</div><div>2 at Duquesne 12/7/24</div></div> <div><div>STEALS</div><div>2, five times</div></div> <div><div>MINUTES</div><div>38 vs Ohio 2/6/24</div></div> <div><div>LAST GAME</div><div>2 pts, 4 rbs, 2 asts</div></div>
PPG	5.1	SPG	0.7	FG%	41.4																
RPG	2.6	BPG	0.1	3FG%	27.3																
APG	1.9	MPG	18.9	FT%	85.0																
	<div>#15 HOUSTON EMORY</div> <div>Jr. • F • 6-9 • 195 • Devon, Pa. • Blue Ridge School</div> <table><tr><td>PPG</td><td>1.1</td><td>SPG</td><td>0.3</td><td>FG%</td><td>35.7</td></tr><tr><td>RPG</td><td>1.6</td><td>BPG</td><td>0.4</td><td>3FG%</td><td>--</td></tr><tr><td>APG</td><td>0.2</td><td>MPG</td><td>6.8</td><td>FT%</td><td>45.5</td></tr></table>	PPG	1.1	SPG	0.3	FG%	35.7	RPG	1.6	BPG	0.4	3FG%	--	APG	0.2	MPG	6.8	FT%	45.5	<div><div>• Played in all but two games this season; making first career start at Northeastern</div><div>• Notched career-high 3 blocks at Rider</div><div>• Joins brother Macon as one of 17 brothers to play on same team this season nationwide</div><div>• Spent time at Blue Ridge School with brother Macon and teammate Kobe Jerome</div><div>• Both parents played basketball at CAA rival William &amp; Mary; he and Macon are two of five nationally to have parent play basketball at conference rival</div></div>	<div><div>POINTS</div><div>4 vs Hartford 11/26/22</div></div> <div><div>REBOUNDS</div><div>5 vs Robert Morris 11/7/24</div></div> <div><div>ASSISTS</div><div>2 at Iona 11/12/24</div></div> <div><div>BLOCKS</div><div>3 at Rider 11/30/24</div></div> <div><div>STEALS</div><div>2, twice</div></div> <div><div>MINUTES</div><div>14 at Iona 11/12/24</div></div> <div><div>LAST GAME</div><div>DNP - Coach's Decision</div></div>
PPG	1.1	SPG	0.3	FG%	35.7																
RPG	1.6	BPG	0.4	3FG%	--																
APG	0.2	MPG	6.8	FT%	45.5																
	<div>#20 ERIK TIMKO</div> <div>Gr. • G • 6-5 • 200 • Audubon, Pa. • Methacton • Jefferson</div> <table><tr><td>PPG</td><td>12.1</td><td>SPG</td><td>0.4</td><td>FG%</td><td>43.4</td></tr><tr><td>RPG</td><td>4.7</td><td>BPG</td><td>0.3</td><td>3FG%</td><td>40.5</td></tr><tr><td>APG</td><td>1.9</td><td>MPG</td><td>31.1</td><td>FT%</td><td>86.4</td></tr></table>	PPG	12.1	SPG	0.4	FG%	43.4	RPG	4.7	BPG	0.3	3FG%	40.5	APG	1.9	MPG	31.1	FT%	86.4	<div><div>• 15 points away from 2,000 in his career</div><div>• Tallied season-high 29 points against Misericordia</div><div>• Became 34th active player with 250 in career and 1 of 4 with less than 100 games at Duquesne</div><div>• DII All-American transfer from Jefferson</div><div>• 2x CACC Player of the Year, 1x CACC Rookie of the Year, 3x All-CACC First Team selection</div><div>• 88 career games with 10+ points, 53 with 20+ points</div><div>• 19.6 ppg, 4.2 rpg, 3.0 apg over 32 games played last season</div></div>	<div><div>POINTS</div><div>36 vs Felician 12/31/22</div></div> <div><div>REBOUNDS</div><div>10 vs Bryant 11/18/24</div></div> <div><div>ASSISTS</div><div>7, four times</div></div> <div><div>BLOCKS</div><div>2, three times</div></div> <div><div>STEALS</div><div>5 at Staten Island 11/18/23</div></div> <div><div>MINUTES</div><div>40 at Kutztown 11/16/22</div></div> <div><div>LAST GAME</div><div>8 pts, 5 rbs, 4 asts</div></div>
PPG	12.1	SPG	0.4	FG%	43.4																
RPG	4.7	BPG	0.3	3FG%	40.5																
APG	1.9	MPG	31.1	FT%	86.4																

COACHING STAFF	
HC:	Martin Ingelsby (Notre Dame '01)
Record/Career:	140-124/same (9 years)
ASSOC HC:	Bill Phillips (Saint Joseph's '01), 9th season
AC:	JJ Butler (Lipscomb '16), 2nd season
AC:	Danny O'Connor (Indiana '16), 9th season
AC:	Christian Nunez (Farmingdale St '13), 1st season

#10 BRANDON BAFFONE	#12 ALEX MCFADDEN	#44 TYLER HOUSER	UPCOMING GAMES...	
(buh-PHONE)			Thu., Jan. 16	Stony Brook 6:30 FloCollege
Fr. • G • 6-1 • 175 Hockessin, Del. • Salesianum	Fr. • G • 6-1 • 160 Wayne, Pa. • Radnor	Jr. • F • 6-9 • 235 • Camp Hill, Pa. • Cedar Cliff • VMI	Sat., Jan. 18	Elon 2 FloCollege
PPG 1.5 FG% 1-3	PPG -- FG% --	PPG 4.8 FG% 41.4	Thu., Jan. 23	at Hofstra 7 FloCollege
RPG 0.5 3FG% 1-2	RPG -- 3FG% --	RPG 2.2 3FG% 34.1	Sat., Jan. 25	at Drexel 2 FloCollege
APG -- FT% --	APG -- FT% --	APG 0.5 FT% 75.0	Thu., Jan. 30	Towson 6:30 FloCollege
			Sat., Feb. 1	at Monmouth 2 FloCollege

2023-24 stats



**GABE  
MOSS**

So. | F | 6-8 | 218  
Pottstown, Pa.



**IZAIAH  
PASHA**

Fr. | G | 6-4 | 190  
Harrisburg, Pa.




**JOHN  
CAMDEN**

Sr. | F | 6-8 | 220  
Downingtown, Pa.



**CAVAN  
REILLY**

Jr. | G | 6-4 | 188  
Lovettsville, Va.



**NIELS  
LANE**

Sr. | G | 6-5 | 215  
Freehold, N.J.



**MACON  
EMORY**

Fr. | F | 6-8 | 185  
Devon, Pa.



**TAHRON  
ALLEN**

Sr. | G | 6-5 | 200  
Brooklyn, N.Y.



**KEVIN  
KOGBARA**

Jr. | F | 6-8 | 275  
Peoria, Ariz.



**BRANDON  
BAFFONE**

So. | G | 6-1 | 175  
Hockessin, Del.



**KOBE  
JEROME**

Sr. | G | 6-4 | 190  
Harlem, N.Y.



**ALEX  
MCFADDEN**

Fr. | G | 6-1 | 160  
Radnor, Pa.



**TRENT  
MIDDLETON JR.**

So. | G | 6-3 | 180  
Philadelphia, Pa.



**HOUSTON  
EMORY**

Jr. | F | 6-9 | 195  
Devon, Pa.



**ERIK  
TIMKO**

Gr. | G | 6-5 | 200  
Audubon, Pa.



**TYLER  
HOUSER**

Jr. | F | 6-9 | 235  
Camp Hill, Pa.




**MARTIN  
INGELSBY**

Head Coach  
9th season



**BILL  
PHILLIPS**

Assoc. Head Coach  
9th season



**JJ  
BUTLER**

Assistant Coach  
2nd season




**DANNY  
O'CONNOR**

Assistant Coach  
9th season



**CHRISTIAN  
NUNEZ**

Assistant Coach  
1st season



**STEPHEN  
GALGANO**

Director/Ops  
2nd season