

BUCKNELL



2024-25 BISON BASKETBALL GAME NOTES | #rayBucknell #TheBisonWay



GAME 1: BUCKNELL (0-0) AT DELAWARE (0-0)

MONDAY, NOVEMBER 4 | NEWARK, DEL. | BOB CARPENTER CENTER



SCHEDULE/RESULTS

N4	at Delaware (FloCollege)	6:30 p.m.
N7	at Southern Indiana (ESPN+)	8 p.m. (ET)
N9	at #23 Kentucky (SEC+)	4 p.m.
N13	MOUNT ST. MARY'S (ESPN+)	7 p.m.
N16	RICHMOND (ESPN+)	12 p.m.
N21	NIJT (ESPN+)	7 p.m.
N23	RIDER (ESPN+)	7 p.m.
N27	at Maryland (BTN)	4:30 p.m.
N30	vs. Siena (ESPN+)#	6 p.m.
D4	ST. BONAVENTURE (ESPN+)	7 p.m.
D8	at Radford (ESPN+)	2 p.m.
D21	at Gonzaga (ESPN+)	9 p.m. (ET)
D28	at Syracuse (TheCW)	2 p.m.
J2	at Lehigh* (ESPN+)	7 p.m.
J5	COLGATE* (ESPN+)	2 p.m.
J8	LAFAYETTE* (ESPN+)	7 p.m.
J11	at American* (ESPN+)	4 p.m.
J15	HOLY CROSS* (ESPN+)	7 p.m.
J18	NAVY* (ESPN+)	4 p.m.
J20	at Colgate* (CBS SN)	7 p.m.
J25	at Boston University* (ESPN+)	1 p.m.
J29	LOYOLA* (ESPN+)	7 p.m.
F1	at Navy* (ESPN+)	2 p.m.
F5	AMERICAN* (ESPN+)	7 p.m.
F8	at Army* (ESPN+)	1 p.m.
F12	BOSTON UNIVERSITY* (ESPN+)	7 p.m.
F15	at Lafayette* (ESPN+)	1 p.m.
F17	LEHIGH* (CBS SN)	7 p.m.
F23	ARMY* (ESPN+)	12 p.m.
F26	at Loyola* (ESPN+)	7 p.m.
M1	at Holy Cross* (ESPN+)	2 p.m.
M4	PL First Round\$ (ESPN+)	TBA
M6	PL Quarterfinals\$ (ESPN+)	TBA
M9	PL Semifinals\$ (CBS SN)	TBA
M12	PL Championship Game\$ (CBS SN)	TBA

* Patriot League game

at Wilkes-Barre, Pa.

\$ PL Tournament games at home of higher seed

BUCKNELL ATHLETIC COMMUNICATIONS

Director of Athletic Comm.: Jon Terry

Office: (570) 577-3121

Cell: (570) 850-9603

E-Mail: terry@bucknell.edu

Web Site: BucknellBison.com

Twitter: @Bucknell_Bison, @Bucknell_MBB

Instagram: @BucknellBison

Facebook: Bucknell Athletics

Assistant SIDs: Adam Evanko, Dustin Terry

GAME INFORMATION

Tip 6:30 p.m.
TV FloCollege
Play-by-Play Scott Klatzkin
Analyst Bill Harman
Radio Eagle 107
Internet Audio BucknellBison.com
Play-by-Play Doug Birdsong
Live Stats BlueHens.com
Series Bucknell leads, 52-35
First Game 2/8/1906 (B 44-10)
Last BU Win 11/18/2009 (82-66)
Last UD Win 11/6/2023 (78-57)
Current Streak Delaware 1

BUCKNELL BISON

Record 0-0
Patriot League 0-0
KenPom 247
2023-24 14-19 (10-8 PL)
Head Coach John Griffin III
At Bucknell 14-19 (1st)
Overall 14-19 (1st)
Location Lewisburg, Pa.
Enrollment 3,888
Colors Orange & Blue
President Dr. John C. Bravman
AD Jermaine Truax
Web Site BucknellBison.com

DELAWARE BLUE HENS

Record 0-0
Patriot League 0-0
KenPom 246
2023-24 19-14 (10-8 CAA)
Head Coach Martin Inglesby
At Delaware 131-119 (9th)
Overall 131-119 (9th)
Location Newark, Del.
Enrollment 24,221
Colors Blue & Gold
President Dennis Assanis
AD Chrissi Rawak
Web Site BlueHens.com

BUCKNELL PROBABLE STARTERS

*stats are from 2023-24 season

5

G

ELVIN EDMONDS IV

6-2 • 190 • Sr. • Hopewell, Va.

PTS	REB	AST	MIN
10.8	3.4	4.4	34.3



NOTES: Senior captain ... has played in 90G with 69 starts in career ... career highs in pts. (10.8), ast. (4.4), reb. (3.4) last season ... 3rd in PL in ast. ... 16 double-digit scoring games, 3 double-digit assist games last season (12 ast. at Navy) ... career-high 20 pts. vs. Lehigh ... 21 pts., 10 reb., 4 ast. in exhibition win at Saint Joe's last week.

13

JOSH BASCOE

6-0 • 180 • Sr. • Milton, Ontario

PTS

REB

AST


MIN

9.4

2.3

3.6

30.3



NOTES: Senior captain coming off breakout junior year ... set career highs across the board despite missing 9G due to injury ... 12 double-digit scoring games, including 3 with 20+ ... high of 23 pts. at Lehigh ... 11 pts., 10 ast. in win at Penn State ... 13 pts., 4 ast. in exhibition win at Saint Joe's last week.

1

F

IAN MOTTA

6-6 • 195 • Sr. • Allen, Texas

PTS	REB	AST	MIN
5.4	2.9	0.5	18.6



NOTES: Senior captain ... 97 career appearances with 43 starts ... has played in every game over last 3 seasons ... can play both the 3 and 4 and is a tough defender ... career 36.2 3FG% ... last year had high of 17 pts. in win at Army ... 5 double-figure scoring games ... 13 pts., 8 reb. in exhibition win at Saint Joe's last week.

22

RUOT BIJIEK

6-9 • 190 • Jr. • Waukegan, Iowa

F

PTS	REB	AST	MIN
7.2	3.2	1.1	28.5



NOTES: Lanky forward with good shooting range ... played in all 33G with 32 starts last season ... appeared in all 65G over last 2 seasons ... 10 double-figure scoring games last season, with high of 14 pts. vs. Holy Cross ... 11 pts. at Duke ... blocked 4 shots vs. Lehigh ... 5 pts., 6 reb. in exhibition win at Saint Joe's, including a key 3FG late.


3

NOAH WILLIAMSON

7-0 • 250 • Jr. • Riga, Latvia

C

PTS	REB	BLK	MIN
12.3	6.4	1.0	27.1



NOTES: Third Team All-PL selection after breakout sophomore year ... 4th in PL in rebounding, 8th in scoring ... scored in double-figures 19 times (6 20+) with 4 double-doubles ... PL All-Tournament team after posting 23 pts., 10 reb. in win over American and 19 pts., 8 reb. in loss to Colgate ... 16 pts. in exhibition win at Saint Joe's last week.

BUCKNELL RESERVES

No.	Name	Cl.	Pos.	Ht.	Wt.	PPG	RPG	Notable
0	Patrick O'Brien	So.	F	6-8	220	0.3	0.6	Reserve at 4 and 5 spots
2	Jayden Williams	Fr.	G	5-10	180	—	—	Rookie PG expected to be in rotation
4	Josh Fulton	Jr.	F	6-6	200	—	—	Missed last season with injury
7	Matt Lange	Fr.	G	6-2	185	—	—	Walk-on guard from Philadelphia area
10	Brandon McCreesh	So.	G	6-4	190	1.8	1.0	Good shooter & ballhandler off bench
11	Brady Muller	Jr.	F	6-4	210	0.5	0.5	Versatile reserve brings energy off bench
12	Quin Berger	Jr.	G	6-2	195	1.8	0.9	Out for season with knee injury
23	Pip Ajayi	Sr.	F	6-7	235	3.2	3.3	Senior captain is first big off bench
24	Achile Spadone	Jr.	G	6-4	205	2.6	1.3	Davidson transfer in 1st season at Bucknell
32	Kellen Welch	Fr.	F	6-7	185	—	—	Son of former Bison Tom Welch

** For pronunciation guide, see p. 39

HEAD COACH JOHN GRIFFIN III

One of the catalysts of some of Bucknell's all-time greatest men's basketball teams returned home a year ago. John Griffin III, a 2008 Bucknell graduate, was named the 22nd head coach of the Bison men's basketball program on March 21, 2023, and he is back for year No. 2 after guiding his alma mater within a bucket of the Patriot League Tournament final last season.



Griffin, who has spent the previous four seasons as associate head coach at Saint Joseph's University, was a key part of some of Bucknell's very best teams in his two previous stints in Lewisburg, comprising four years as a student-athlete and four more as an assistant coach. In those eight seasons, Bucknell compiled a 174-87 (.667) overall record and a 102-26 (.797) mark in Patriot League games. Griffin helped lead Bucknell to four NCAA Tournament appearances, two as a player (2005, 2006) and two as an assistant coach (2017, 2018).

Griffin comes from a deep-rooted basketball family. He is now a second-generation head coach following in the footsteps of his father, John Griffin II, who was head coach at Siena from 1982-86 and at Saint Joseph's from 1990-95. Griffin's younger brother, Matt, played basketball at Rider and Boston University and is an assistant coach on his staff at Bucknell.

Griffin scored 1,084 points during an outstanding four-year playing career at Bucknell. As a senior, he captained the team and earned First Team All-Patriot League honors after averaging 13.1 points per game. Griffin ranks third on Bucknell's career list for 3-point field goals with 220, and his 127 games played was a school record at the time.

After graduating from Bucknell with a degree in economics in 2008, Griffin played professionally in Germany, Slovakia, England, and Italy. He was the Player of the Year in the German Pro B division with Crailsheim in 2008-09, but his career was ultimately set back by a torn ACL.

In 2010-11, Griffin worked with the Indiana Pacers as a video coordinator. In addition to his video responsibilities, he participated in team practices and pregame warmups and conducted statistical analysis to help the coaching staff prepare scouting reports.

After playing his final pro season in Italy in 2011-12, Griffin was hired as the director of basketball operations at Rider in June 2012. He was promoted to assistant coach in 2013 and had been in that position for two seasons before returning to Bucknell.

Griffin came back to his alma mater in April 2015, and in four seasons as an assistant coach he helped the Bison to four Patriot League regular-season titles, two Patriot League Tournament titles, two NCAA Tournament appearances, and one NIT bid.

Griffin is married to the former Brianna Gauthier, who was a women's basketball student-athlete at Mount St. Mary's and later served as an assistant coach at Manhattan. The Griffins have three young sons, John Joseph IV, Charles, and Landon, along with a newborn daughter Colette.

Head Coach: John Griffin III (Bucknell '08)

Overall Record: 14-19 (2nd season)

2023-24	14-19	10-8 PL
2024-25		

Assistant Coaches: Matt Griffin, Branden McDonald, Jesse Flannery

Director of Basketball Operations: Mike Walley

Strength & Conditioning Coach: Justin McKenna

BISON NOTES & NOTABLES**WITH A WIN OVER DELAWARE, BUCKNELL WOULD ...**

- ▶... improve to 83-47 all-time in season openers.
- ▶... win a season opener on the road for the first time since 2019-20 (68-64 at Fairfield).
- ▶... improve to 53-35 all-time against the Blue Hens.

HEADLINES

▶Bucknell opens its 130th season of men's basketball on Monday night at Delaware, a former conference rival in the Middle Atlantic Conference and East Coast Conference.

▶This is year No. 2 under head coach **John Griffin III**, a 2008 Bucknell graduate who was a standout guard for the Bison. Bucknell went 14-19 overall and 10-8 in the Patriot League last season. The Bison were playing their best basketball at the end of the year and finished in a four-way tie for second place, although tiebreakers relegated them to the No. 5 seed in the Patriot League Tournament. An 80-57 rout of American in the PL quarterfinals was the team's fourth straight victory, and then the Bison took top-seeded Colgate to the final seconds in a 68-65 loss in the semifinals.

▶Bucknell was picked fourth in this year's Patriot League preseason poll, and junior center **Noah Williamson** was named to the Preeason All-Patriot League Team.

Patriot League Preseason Poll

1. Colgate (14)	156
2. American (4)	144
3. Boston U. (2)	120
4. Bucknell	115
5. Lehigh	103
6. Lafayette	77
7. Army	64
8. Navy	61
9. Holy Cross	40
10. Loyola	20

Preseason Player of the Year: Matt Rogers, American

Preseason Defensive Player of the Year: Caleb Kenney, Holy Cross

Preseason All-Patriot League:

Matt Rogers, American

Miles Brewster, Boston U.

Noah Williamson, Bucknell

Tyler Whitney-Sidney, Lehigh

Austin Benigni, Navy

▶The Bison are one of only eight Division I men's basketball teams that did not lose an undergraduate to the transfer portal. Josh Adoh graduated and is using his extra COVID year at Cal State San Bernardino, a reigning Division II Final Four team. Also graduated from last year's team are top scorer Jack Forrest (16.0 ppg, First Team All-Patriot League) and walk-on Alek Delev.

▶That continuity leaves the Bison with one of its oldest teams in several years. Of the 15 players on the roster, 10 are either seniors (4) or juniors (6).

Bucknell's Returning Production in 2024-25

Points	71.4%
Rebounds	78.0%
Assists	84.0%
Blocks	91.2%
Steals	71.8%
3FG	61.7%

▶Delaware went 19-14 overall and 10-8 in the deep Coastal Athletic Conference last season. The Blue Hens were the No. 6 seed in the CAA Tournament and fell 73-58 to No. 3 Hofstra in the quarterfinals. Delaware was picked fifth in this year's CAA preseason poll, behind Towson, Charleston, UNCW, and Hofstra.

▶Delaware lost its top two scorers from last season. Jyare Davis (17.0 ppg, 2x All-CAA) has moved on to Syracuse, and Gerald Drumgoole Jr. (13.9 ppg) is now playing as a fifth-year at George Washington. Senior Niels Lane (9.7 ppg) is the team's top returning scorer.

HOW TO GET THE GAME

▶The Bucknell-Delaware game will be televised on FloCollege (subscription required). Scott Klatzkin and Bill Harman will have the call from Newark.

▶"Voice of the Bison" Doug Birdsong will have the local radio call on Eagle 107 (WEGH 107.3) in the Susquehanna Valley.

▶The audio feed is also available online free of charge via BucknellBison.com.

PATRIOT LEAGUE STANDINGS

	Conference		Overall	
	W-L	Pct.	W-L	Pct.
American	0-0	—	0-0	—
Army	0-0	—	0-0	—
Boston U.	0-0	—	0-0	—
Bucknell	0-0	—	0-0	—
Colgate	0-0	—	0-0	—
Holy Cross	0-0	—	0-0	—
Lafayette	0-0	—	0-0	—
Lehigh	0-0	—	0-0	—
Loyola	0-0	—	0-0	—
Navy	0-0	—	0-0	—

UPCOMING GAMES

Nov. 4	Bucknell at Delaware (Flo)	6:30
	Columbia at Loyola (ESPN+)	7
	Navy at Saint Joseph's (ESPN+)	7
	American at La Salle (ESPN+)	7
	Northeastern at Boston U. (ESPN+)	7:30
	Holy Cross at Wisconsin (BTN+)	8
	UAlbany at Army (ESPN+)	8
	Lehigh at Northwestern (Peacock)	8
	Lafayette at Villanova (FS1)	8
Nov. 5	SUNY Canton at Colgate (ESPN+)	7
Nov. 6	Lehigh at Georgetown (FS2)	7

PATRIOT LEAGUE OFFICE

Commissioner	Jennifer Heppel
Media Relations Director (MBB)	Ryan Sakamoto
Phone	(610) 289-1963
E-Mail	rsakamoto@patriotleague.com
Web Site	www.patriotleague.com
Twitter	@PatriotLeague

BUCKNELL IN THE NCAA TOURNAMENT

Bucknell has made eight trips to the NCAA Tournament and is 2-8 in NCAA games.

1987 (East Coast Conference champion)

Seed: 16 in Southeast Regional
Location: Atlanta, Ga. (The Omni)
Result: Lost to No. 1 Georgetown 75-53

1989 (East Coast Conference champion)

Seed: 15 in Midwest Regional
Location: Dallas, Texas (Reunion Arena)
Result: Lost to No. 2 Syracuse 104-81

2005 (Patriot League champion)

Seed: 14 in Syracuse Regional
Location: Oklahoma City, Okla. (Ford Center)
Results: Def. No. 3 Kansas 64-63; Lost to No. 6 Wisconsin 71-62

2006 (Patriot League champion)

Seed: 9 in Oakland Regional
Location: Dallas, Texas (American Airlines Center)
Results: Def. No. 8 Arkansas 59-55; Lost to No. 1 Memphis 72-56

2011 (Patriot League champion)

Seed: 14
Location: Washington, D.C. (Verizon Center)
Result: Lost to No. 3 Connecticut 81-52

2013 (Patriot League champion)

Seed: 11
Location: Lexington, Ky. (Rupp Arena)
Result: Lost to No. 6 Butler 68-56

2017 (Patriot League champion)

Seed: 13
Location: Buffalo, N.Y. (Key Bank Center)
Result: Lost to No. 4 West Virginia 86-80

2018 (Patriot League champion)

Seed: 14
Location: Detroit, Mich. (Little Caesars Arena)
Result: Lost to No. 3 Michigan State 82-78

- Live statistics can be accessed via BlueHens.com.
- Follow @Bucknell_MBB for in-game updates on Twitter.

BUCKNELL VS. DELAWARE SERIES NOTES

- Bucknell and Delaware first met all the way back in 1906. The Bison have compiled a 52-35 lead in the all-time series, and last season the two teams met for the first time since 2009.
- These two schools played a number of memorable contests as league rivals in both the Middle Atlantic Conference and the East Coast Conference. Bucknell's first-ever NCAA Tournament run started with a win over the Blue Hens in the 1987 ECC quarterfinals.
- Bucknell's last visit to Newark resulted in an 82-66 win on Nov. 18, 2009. Darryl Shazier scored a then-career-high 24 points, and Patrick Behan was sensational with 18 points (7-9 FG) and eight rebounds. Freshman Bryson Johnson added 12 points off the bench. Mike Muscala, in just his fourth collegiate game, had three points in 14 minutes of reserve action. Jawan Carter led Delaware with 17 points.
- Last year's game in Lewisburg was also the season opener for both teams, and Delaware spoiled **John Griffin's** head coaching debut with a 78-57 win at Sojka Pavilion. The Blue Hens used a pair of 13-0 runs in the first half to establish control. Jack Forrest led the Bison with 18 points, and **Elvin Edmonds IV** and **Noah Williamson** added nine each. Jyare Davis paced Delaware with 21 points and 10 rebounds, and Cavan Reilly added 18 points.

BUCKNELL DEFEATS SAINT JOSEPH'S IN EXHIBITION GAME

- Bucknell and Saint Joseph's met in a charity exhibition game on Oct. 26, with proceeds benefitting the Kinney Center for Autism Education and Support.
- The Bison won the game 88-82 behind 21 points and 10 rebounds from **Elvin Edmonds IV**. **Noah Williamson** tallied 16 points in 24 minutes, and **Ian Motta** and **Josh Bascoe** added 13 points each. **Achile Spadone** and **Brandon McCreesh** scored eight apiece as Bucknell finished with a 20-0 edge in bench points.
- Bucknell went 11-for-26 from 3-point range and shot 44.6% overall. The Bison got to the free throw line 34 times, hitting 27.
- The game was tied at 80-80 until Edmonds gave the Bison the lead for good with a 3-point play with 1:03 remaining. He added three more free throws in the final minute to ice the win.

PATRIOT LEAGUE SUCCESS

- Bucknell is 326-172 (.655) all-time in Patriot League regular-season games, the best record of any league team. Last year marked the 27th time in 34 years that the Bison finished with a PL record of .500 or better.
- Bucknell won three straight Patriot League regular-season titles from 2011-13, becoming the first team in league history to accomplish that feat. The Bison had won five in a row and eight of the previous nine before finishing T-6th in 2019-20.
- Bucknell has made nine Patriot League Tournament appearances as the No. 1 seed and seven as the No. 2 seed.
- Bucknell won Patriot League Tournament titles in 2005, 2006, 2011, 2013, 2017 and 2018. The Bison have made it to the semifinals 25 times and to the championship game 13 times in the league's first 34 years.
- The Bison are the only team to go unbeaten in league play in a season (14-0 in 2006).

HOME COOKING

- Since Sojka Pavilion debuted in 2003, the Bison are 213-85 (.715) overall and 154-47 (.766) against Patriot League foes.
- Bucknell won a record 15 home games in 2016-17, and then it matched that figure a year later.

BISON SCHOLAR-ATHLETES

- The Bucknell basketball program has also enjoyed tremendous success in the classroom in recent years. Among the highlights:
- In the most recent NCAA graduation rate report (Dec. 6, 2023), Bucknell's 99% Graduation Success Rate (GSR) was **tied for the highest mark among all Division I institutions**. Columbia, Harvard, Villanova, and Yale also came in at 99%. Men's basketball once again earned high marks at 92%, and 23 of Bucknell's 27 programs recorded 100% GSR scores.
 - Bucknell won the "academic national championship" in both 2017 and 2018, according to *Inside Higher Ed*, which completed a full NCAA Tournament bracket based on the 68 competing teams' academic performances.
 - Bucknell has claimed 142 national Academic All-Americans since 1970, including nine from men's basketball. The total of 142 ranks among the nation's best.
 - In the Patriot League's 34-year history, the league's men's basketball Scholar-Athlete of the Year has come from Bucknell 14 times, including Jack Forrest last year.

BISON CAREER TOTALS**TIMES LEADING BUCKNELL IN SCORING**

Player	2024-25	Career
Noah Williamson	0	7
Elvin Edmonds IV	0	5
Josh Bascoe	0	4
Ruot Bijiek	0	2
Ian Motta	0	1

TIMES LEADING BUCKNELL IN REBOUNDING

Player	2024-25	Career
Noah Williamson	0	19
Elvin Edmonds IV	0	6
Josh Bascoe	0	4
Pip Ajayi	0	3
Ruot Bijiek	0	1

DOUBLE-FIGURE SCORING GAMES

Player	2024-25	Career
Elvin Edmonds IV	0	29
Noah Williamson	0	19
Ruot Bijiek	0	13
Ian Motta	0	11
Brandon McCreesh	0	1
Brady Muller	0	1

DOUBLE-FIGURE REBOUNDING GAMES

Player	2023-24	Career
Noah Williamson	0	4
Elvin Edmonds IV	0	1

DOUBLE-FIGURE ASSIST GAMES

Player	2024-25	Career
Elvin Edmonds IV	0	3
Josh Bascoe	0	1

20+ POINT GAMES

Player	2024-25	Career
Noah Williamson	0	6
Josh Bascoe	0	3
Elvin Edmonds IV	0	1

DOUBLE-DOUBLES

Player	2024-25	Career
Noah Williamson	0	4
Elvin Edmonds IV	0	3
Josh Bascoe	0	1

BISON FUN FACTS

► Bucknell's best-known alum is baseball legend Christy Mathewson. An original Baseball Hall of Fame inductee, Mathewson also played football and basketball at Bucknell. He was an All-America drop-kicker as well as a fullback in football, and he played center in basketball back in the day when there was a center jump after every made basket. Bucknell's football stadium — Christy Mathewson-Memorial Stadium — is named in his honor.

► The legendary Jim Valvano was Bucknell's head coach for three seasons from 1972-75. Valvano went 33-42 at Bucknell before moving on to Iona and then North Carolina State. The Bison went from 5-18 the year before he arrived to 14-12 in his final season. The program has had only five head coaches since then.

► Bucknell's home arena — Sojka (SOY-ka) Pavilion — is named in honor of former school president Gary Sojka. During his tenure as president from 1984-94, Sojka championed Bucknell's transition to the Patriot League and was a strong advocate for the scholar-athlete model in Division I athletics.

► Two Bison freshmen have fathers with ties to the program. **Kellen Welch's** father, Tom Welch, was an outstanding frontcourt player for the Bison in the 1990s, and his mother, Karen (Horn) Welch competed in track & field and was an All-Patriot League honoree in 1996. **Matt Lange** is the son of Saint Joseph's head coach Billy Lange, for whom **John Griffin III** served as associate head coach for four seasons prior to his return to Bucknell.

WHO'S GOT NEXT?

► Bucknell's opening-week road stretch continues later in the week with a two-game trip to Southern Indiana and No. 23 Kentucky. The Bison and Screaming Eagles will meet in Evansville, Ind., on Thursday night, and then it's off to Rupp Arena to face the Wildcats on Saturday.

► Bucknell and Kentucky will be meeting for the first time, but this will not be Bucknell's first game at Rupp Arena. The Bison played Butler there in the 2011 NCAA Tournament.

BUCKNELL AT SOJKA PAVILION

Year	Overall	PL*
2002-03	3-3 (.500)	3-3 (.500)
2003-04	10-2 (.833)	7-0 (1.000)
2004-05	12-1 (.923)	9-0 (1.000)
2005-06	14-1 (.933)	10-0 (1.000)
2006-07	10-2 (.833)	9-0 (1.000)
2007-08	7-6 (.538)	4-3 (.571)
2008-09	6-8 (.429)	3-4 (.429)
2009-10	8-5 (.615)	6-2 (.750)
2010-11	14-1 (.933)	10-0 (1.000)
2011-12	14-3 (.824)	8-2 (.800)
2012-13	14-1 (.933)	9-1 (.900)
2013-14	8-6 (.571)	6-4 (.600)
2014-15	12-4 (.750)	9-2 (.818)
2015-16	8-7 (.533)	7-3 (.700)
2016-17	15-2 (.749)	11-1 (.917)
2017-18	15-1 (.938)	11-1 (.917)
2018-19	12-3 (.800)	11-0 (1.000)
2019-20	9-5 (.643)	7-3 (.700)
2020-21	2-3 (.400)	2-3 (.400)
2021-22	7-6 (.538)	4-5 (.444)
2022-23	7-7 (.500)	3-6 (.333)
2023-24	6-8 (.429)	5-4 (.556)
Totals	213-85 (.715)	154-47 (.766)
* includes PL Tournament		

THE LAST TIME A BUCKNELL PLAYER ...

... scored 20+ points	Noah Williamson (23) at American, 3/7/24
... scored 30+ points	Andrew Funk (34) vs. Loyola, 1/30/22
... scored 40+ points	Chris Hass (40) at Army West Point, 1/2/16
... scored 15+ points in half	Noah Williamson (15) at American, 3/7/24
... scored 20+ points in half	Jack Forrest (20) vs. Navy, 1/24/24
... scored 25+ points in half	Chris Hass (32) at Army West Point, 1/2/16
... had 10+ rebounds	Noah Williamson (10) at American, 3/7/24
... had 15+ rebounds	Noah Williamson (16) at Lafayette, 1/20/24
... had 20+ rebounds	Eric Hegedus (20) vs. Delaware, 2/16/85
... had 10+ assists	Elvin Edmonds (12) at Navy, 2/7/24
... had 15+ assists	Russell Peyton (16) at UMBC, 11/26/91
... had 5+ steals	Jimmy Sotos (6) at Colgate, 2/19/19
... had 5+ blocks	Nana Foulland (5) vs. Loyola, 3/1/18
... made 5+ 3FG	Jack Forrest (5) at Penn State, 12/2/23
... made 6+ 3FG	Elvin Edmonds IV (6) vs. Lebanon Valley, 1/7/22
... made 7+ 3FG	Andrew Funk (7) at Illinois State, 11/20/21
... made 8+ 3FG	Bryson Johnson (9) vs. West Alabama, 11/26/11
... made 10+ FG	Noah Williamson (10) vs. Loyola, 1/31/24
... attempted 20+ FG	Xander Rice (20) at Loyola, 1/28/23
... made 10+ FT	Noah Williamson (11) vs. Southern Indiana, 11/20/23
... attempted 15+ FT	Kimbal Mackenzie (16) at Lafayette, 2/2/19
... had a double-double	Noah Williamson (23p, 10r) at American, 3/7/24
... had a 20-point double-double	Noah Williamson (23p, 10r) at American, 3/7/24
... had a 30-point double-double	John Meeks (31p, 11r) at Lafayette, 3/6/21
... had a triple-double	None (since 1975-76)
... played the whole game	Jack Forrest (40 min.) at Navy, 2/7/24
... played >40 minutes	Elvin Edmonds IV (42) vs. Lehigh, 2/12/24
... had 10+ FT without miss	Zach Thomas (13-13) at Stony Brook, 11/26/17
... had 10+ FG without miss	Nate Sestina (11-11) vs. Holy Cross, 1/14/19

THE LAST TIME A BUCKNELL TEAM ...

... scored 90+ points	113 vs. Lebanon Valley, 11/7/22
... scored 100+ points	113 vs. Lebanon Valley, 11/7/22
... scored 50+ in a first half	50 vs. Lebanon Valley, 11/7/22
... scored 50+ in a second half	56 vs. Saint Francis (Pa.), 11/30/22
... allowed 90+ points	90 at Duke, 11/17/22
... allowed 100+ points	105 at Illinois State, 11/20/21
... allowed 49 points or fewer	46 at Loyola, 2/28/24
... allowed 39 points or fewer	38 vs. Binghamton, 11/17/10
... allowed 29 points or fewer	25 vs. Army, 2/22/04
... had 45+ rebounds	45 vs. Lehigh, 2/12/24
... had 50+ rebounds	51 vs. Loyola, 2/14/18
... made 40+ FG	42 vs. Lebanon Valley, 11/7/22
... made 15+ 3FG	21 vs. Lebanon Valley, 11/7/22
... made no 3FG	0 at American, 2/3/16
... had 20+ assists	20 at Navy, 2/7/24
... had 10+ steals	10 vs. Loyola, 1/31/24
... had 10+ blocks	10 vs. Loyola, 3/1/18
... had 5+ in double figures	6 vs. Lebanon Valley, 11/7/22
... had 6+ in double figures	6 vs. Lebanon Valley, 11/7/22
... had two 20+ scorers	Jack Forrest (24) & Josh Bascoe (23) at Lehigh, 1/20/24
... had two double-doubles	N. Williamson (22p, 11r) & J. Forrest (11p, 10r) at Niagara, 11/11/23
... made 10+ FT without miss	13-13 at Boston U., 1/17/24
... shot 60%+ from field	61.2% (30-49) at Navy, 2/7/24
... shot 70%+ from field	71.7% (33-46) vs. Navy, 1/17/04
... made 30+ FT	39 vs. Siena, 11/20/17
... attempted 40+ FT	45 vs. Siena, 11/20/17
... committed 5 or fewer TOs	3 at American, 3/7/24
... played an OT game	vs. Lehigh (lost, 71-63), 2/12/24
... played a 2OT game	vs. Holy Cross (lost, 77-72), 3/3/16
... played a 3OT game	at Navy (won, 87-86), 3/5/08
... played a ranked opponent	at #9/9 Duke (lost, 90-60), 11/17/23
... defeated a ranked opponent	at #17/19 Syracuse (74-69), 11/22/05
... defeated a top-10 opponent	at #7/10 Pittsburgh (69-66), 1/2/05
... played the No. 1 ranked team	at Syracuse (lost 80-61), 12/20/11

BUCKNELL SINGLE-GAME RECORDS AT A GLANCE

• INDIVIDUAL

POINTS	45	Al Leslie vs. American (1/12/80)
	42	Jim Wherry vs. Penn State (12/18/67)
	42	Kevin Bettencourt vs. St. Francis (12/6/03)
<i>active</i>	28	Noah Williamson vs. Loyola (1/31/24)
REBOUNDS	28	Craig Greenwood vs. DePauw (12/14/68)
<i>active</i>	16	Noah Williamson at Lafayette (1/20/24)
ASSISTS	16	Russell Peyton vs. UMBC (11/26/91)
<i>active</i>	12	Elvin Edmonds IV at Navy (2/8/24)
BLOCKS	8	Mike Butts vs. Lehigh (1989)
	8	Mike Butts vs. Towson (1989)
	8	Brian Anderson vs. George Mason (12/1/93)
	8	Mike Muscala at Lehigh (1/26/11)
<i>active</i>	4	Ruot Bijiek (twice)
	4	Noah Williamson vs. Lafayette (3/2/24)
STEALS	8	Jaye Andrews vs. Drexel (1985)
	8	Russell Peyton vs. Loyola (Md.) (2/24/93)
<i>active</i>	4	Elvin Edmonds IV vs. American (2/9/22)
	4	Josh Bascoe vs. Navy (1/25/23)
	4	Ruot Bijiek vs. Southern Indiana (11/20/23)
FG MADE	20	Joe Steiner vs. La Salle (2/7/62)
<i>active</i>	10	Noah Williamson at Lafayette (1/20/24)
FG ATT.	34	Joe Steiner vs. Temple (2/14/61)
<i>active</i>	18	Elvin Edmonds IV vs. Lehigh (2/12/24)
3FG MADE	11	Kevin Bettencourt vs. St. Francis (12/6/03)
<i>active</i>	6	Elvin Edmonds IV vs. Lebanon Valley (11/7/22)
3FG ATT.	16	Kevin Bettencourt at St. Francis (12/6/03)
	16	Andrew Funk at Illinois State (11/20/21)
<i>active</i>	9	Elvin Edmonds IV at American (2/3/24)
FT MADE	19	Zach Thomas vs. Siena (11/20/17)
<i>active</i>	11	Noah Williamson vs. Southern Indiana (11/21/23)
FT ATT.	22	Zach Thomas vs. Siena (11/20/17)
<i>active</i>	13	Noah Williamson vs. Southern Indiana (11/21/23)
• TEAM		
POINTS	119	vs. Colgate (1/29/68)
PTS. IN 1H	63	vs. Lafayette (2/24/19)
PTS. IN 2H	66	vs. Susquehanna (11/26/85)
PTS. IN OT	25	at Fairfield (12/1/14)
FG MADE	50	vs. Rochester (1/7/75)
	50	vs. Albright (1/15/69)
FG ATT.	105	vs. Rutgers (2/5/52)
FG%	71.7	vs. Navy (1/17/04) (33-46)
3FG MADE	21	vs. Lafayette (2/24/19); vs. Lebanon Valley (11/7/22)
3FG ATT.	40	vs. Lafayette (2/22/17)
3FG%	90.0	vs. Lycoming (12/11/87) (9-10)
FT MADE	41	vs. Colgate (2/2/94)
FT ATT.	56	vs. Colgate (2/2/94)
FT%	100.0	11 times with at least 10 attempts
		vs. Lafayette (2/1/89) (22-22)
		vs. Richmond (12/17/11) (21-21)
		vs. Lafayette (2/4/05) (20-20)
REBOUNDS	71	vs. Washington & Jefferson (12/15/64)
BLOCKS	15	vs. George Mason (12/1/93)
LOW TO	1	vs. American (1/13/10)

BISON TRENDS

24-25 Griffin Era

0-0	6-8	in home games
0-0	8-11	in road games
0-0	0-0	at neutral sites
0-0	9-9	following a loss
0-0	5-9	following a win
0-0	3-0	when scoring at least 80 points
0-0	8-3	when scoring at least 70 points
0-0	11-19	when scoring fewer than 80 points
0-0	6-16	when scoring fewer than 70 points
0-0	11-5	when leading at halftime
0-0	3-13	when trailing at halftime
0-0	0-1	when tied at halftime
0-0	10-6	when outrebounding an opponent
0-0	3-12	when getting outrebounded
0-0	5-2	when shooting 50% or better from field
0-0	9-17	when shooting under 50% from field
0-0	0-6	when opponent shoots 50% or better
0-0	13-13	when opponent shoots under 50%
0-0	6-6	when shooting more free throws
0-0	7-13	when shooting fewer free throws
0-0	5-4	when committing fewer turnovers
0-0	6-15	when committing more turnovers
0-0	2-7	in November
0-0	1-3	in December
0-0	6-3	in January
0-0	3-5	in February
0-0	2-1	in March
0-0	0-0	in morning games
0-0	3-11	in afternoon games
0-0	11-8	in evening games
0-0	0-0	in games decided by one point
0-0	0-2	in games decided by 5 points or fewer
0-0	6-6	in games decided by 6-10 points
0-0	8-11	in games decided by 11 or more points
0-0	0-3	in overtime games
0-0	6-7	in white uniforms
0-0	7-7	in blue uniforms
0-0	1-5	in orange uniforms

MISCELLANEOUS STATS

Consecutive Games (20+)	Consecutive Starts
Ian Motta (97)	Elvin Edmonds IV (22)
Ruot Bijiek (65)	Ruot Bijiek (2)
Pip Ajayi (33)	Noah Williamson (2)
Elvin Edmonds IV (22)	

Dunks:

Charges Drawn:

Converting 3-point plays:

Converting 4-point plays:

Bucknell's Largest Lead:

Bucknell's Largest Deficit:

Largest Deficit Bucknell Has Overcome to Win:

From the Foul Line in Last 5 Minutes of a Game (Plus Overtime):

STARTING LINEUPS

• Edmonds, Bascoe, Motta, Bijiek, Williamson (0-0):

PATRIOT LEAGUE LEADERBOARD (23-24)

TEAM STATISTICS

Category	Stat	PL	NCAA
Scoring Offense	65.2	7th	335th
Scoring Defense	67.2	5th	54th
Scoring Margin	-1.9	6th	265th
FG Percentage	.428	5th	275th
FG Pct. Defense	.427	3rd	113th
3FG Percentage	.338	4th	185th
3FG Pct. Defense	.324	3rd	136th
3FG Made	8.2	2nd	111th
FT Percentage	.716	4th	192nd
Reb. Offense	32.5	10th	320th
Reb. Defense	33.7	5th	—
Reb. Margin	-1.2	8th	256th
Blocked Shots	3.4	4th	153rd
Assists	12.1	9th	265th
Steals	6.1	6th	219th
TO Margin	-1.6	7th	285th
Assist/TO Ratio	0.9	9th	254th

PATRIOT LEAGUE INDIVIDUAL LEADERS (top 15)

Pip Ajayi		
Blocks	1.1	5th

Elvin Edmonds IV		
Scoring	10.8	15th
Assists	4.4	3rd
Assist/TO	1.8	5th
Steals	1.4	5th
Minutes	34.3	2nd

Noah Williamson		
Scoring	12.3	8th
Rebounding	6.4	4th
Blocks	1.0	8th
FG Pct.	.495	5th
FT Pct.	.655	12th

BISON BY THE NUMBERS

Years of Basketball	130th
1st Season	1895-96
Head Coaches (all-time)	22
Head Coaches (in PL)	5

All-time Record	1502-1319-1
Winning Seasons	68
.500 Seasons	5
Losing Seasons	55
20+ Win Seasons	14
Undefeated Seasons	2
NCAA Appearances	8
NIT Appearances	3
Record vs. AP Top 25	3-32
Weeks Ranked in Top 25	2

PL W-L	326-172
PL Tournament W-L	46-28
PL Tournament Titles	6
PL Championship Game Appearances	13
PL Regular Season Titles	13
PL Outright Regular Season Titles (no ties)	9

First Team All-PL	39
Second Team All-PL	22
Third Team All-PL (started 2013-14)	7
PL All-Rookie Team	15
PL All-Defensive Team (started 2015-16)	7
PL Player of Year	8
PL Rookie of Year	3
PL Defensive Player of Year	7
PL Coach of Year	9
PL Player of Week	84
PL Rookie of Week	47
All-PL Tournament	34
PL Tournament MVP	6

All-Americans	10
Academic All-Americans	9
PL Scholar-Athletes of the Year	14
PL Academic Honor Roll	135
PL All-Academic Team	17

TOP SOJKA PAVILION CROWDS

Date	Opponent	Attendance
12/6/05	#4 Villanova	4,433
11/14/06	Wake Forest	4,330
3/11/11	Lafayette	4,271
3/7/12	Lehigh	4,267
11/28/14	Penn State	4,257
12/21/05	Saint Joseph's	4,252
2/9/07	Holy Cross	4,209
2/25/06	Army	4,174
2/16/08	Holy Cross	4,162
1/21/06	Colgate	4,157
2/26/11	Army	4,148
2/22/06	Lehigh	4,136
1/11/08	Navy	4,126
1/26/08	Colgate	4,118
3/10/06	Holy Cross	4,110
1/27/07	Army	4,110
1/14/06	Holy Cross	4,102
11/10/07	Albany	4,056
3/4/07	Army	4,032
3/6/11	Lehigh	4,029
12/2/06	Northern Iowa	4,011
1/20/07	Colgate	4,009

(Capacity: 4,000)

2024-25 BUCKNELL SCHEDULE & RESULTS

DATE	OPPONENT	SCORE	ATT.	HIGH PTS.	HIGH REB.	NOTABLE
NOVEMBER						
Mon.	4	at Delaware (FloCollege)		6:30 p.m.		
Thu.	7	at Southern Indiana (ESPN+)		8 p.m. (ET)		
Sat.	9	at #23 Kentucky (SEC+)		4 p.m.		
Wed.	13	MOUNT ST. MARY'S (ESPN+)		7 p.m.		
Sat.	16	RICHMOND (ESPN+)		12 p.m.		
Thu.	21	NUJIT (ESPN+)		7 p.m.		
Sat.	23	RIDER (ESPN+)		7 p.m.		
Wed.	27	at Maryland (BTN)		4:30 p.m.		
Sat.	30	vs. Siena (ESPN+)#		6 p.m.		

DECEMBER

Wed.	4	ST. BONAVENTURE (ESPN+)	7 p.m.
Sun.	8	at Radford (ESPN+)	2 p.m.
Sat.	21	at Gonzaga (ESPN+)	9 p.m. (ET)
Sat.	28	at Syracuse (CW)	2 p.m.

JANUARY

Thu.	2	at Lehigh* (ESPN+)	7 p.m.
Sun.	5	COLGATE* (ESPN+)	2 p.m.
Wed.	8	LAFAYETTE* (ESPN+)	7 p.m.
Sat.	11	at American* (ESPN+)	4 p.m.
Wed.	15	HOLY CROSS* (ESPN+)	7 p.m.
Sat.	18	NAVY* (ESPN+)	4 p.m.
Mon.	20	at Colgate* (CBS SN)	7 p.m.
Sat.	25	at Boston University* (ESPN+)	1 p.m.
Wed.	29	LOYOLA* (ESPN+)	7 p.m.

FEBRUARY

Sat.	1	at Navy* (ESPN+)	2 p.m.
Wed.	5	AMERICAN* (ESPN+)	7 p.m.
Sat.	8	at Army* (ESPN+)	1 p.m.
Wed.	12	BOSTON UNIVERSITY* (ESPN+)	7 p.m.
Sat.	15	at Lafayette* (ESPN+)	1 p.m.
Mon.	17	LEHIGH* (CBS SN)	7 p.m.
Sun.	23	ARMY* (ESPN+)	12 p.m.
Wed.	26	at Lovola* (ESPN+)	7 p.m.

MARCH

Sat.	1	at Holy Cross* (ESPN+)	2 p.m.
Tue.	4	Patriot League Tournament First Round~	
Thu.	6	Patriot League Tournament Quarterfinals~	
Sun.	9	Patriot League Tournament Semifinals~	
Wed.	12	Patriot League Tournament Championship~	

Home contests in **BOLD** at Sojka Pavilion

at Wilkes-Barre, Pa.

~ Patriot League Tournament games at higher seed

* Patriot League game

SCORE BY PERIODS

	1st	2nd	OT	Total
Bucknell	0 (0.0)	0 (0.0)	0 (—)	0 (0.0)
Opponent	0 (0.0)	0 (0.0)	0 (—)	0 (0.0)

ATTENDANCE SUMMARY

	G	Total	Avg./G
Home	0	0	0.0
Away	0	0	0.0
Neutral	0	0	0.0
Total	0	0	0.0

RECORD SUMMARY

Bucknell Record	Overall	Home	Away	Neutral
All Games	0-0	0-0	0-0	0-0
Patriot League	0-0	0-0	0-0	0-0
Non-Conference	0-0	0-0	0-0	0-0

MARGIN OF VICTORY

[illegible]

MARGIN OF DEFEAT

[illegible]

BUCKNELL TEAM STATS — ALL GAMES [14-19] — 2023-24

No.	Player				Total		3-Point		F-Throw		Rebounds											
		GP-GS	MIN	AVG	FG-FGA	FG%	3FG-3FGA	3FG%	FT-FTA	FT%	OFF	DEF	TOT	AVG	PF	DQ	A	TO	BLK	STL	PTS	AVG
24	FORREST, Jack	33-33	1190:13	36.1	180-441	.408	86-232	.371	81-101	.802	23	150	173	5.2	71	3	50	57	9	35	527	16.0
3	WILLIAMSON, Noah	32-31	867:34	27.1	146-295	.495	24-73	.329	79-123	.642	54	150	204	6.4	79	4	38	63	31	11	395	12.3
5	EDMONDS IV, Elvin	27-26	926:00	34.3	104-250	.416	31-109	.284	53-69	.768	6	86	92	3.4	64	1	120	68	3	38	292	10.8
13	BASCOE, Josh	24-15	728:20	30.3	81-187	.433	28-79	.354	35-44	.795	6	50	56	2.3	44	1	87	60	0	18	225	9.4
22	BIJIEK, Ruot	33-32	941:07	28.5	77-215	.358	40-132	.303	42-53	.792	40	66	106	3.2	67	1	35	31	17	27	236	7.2
1	MOTTA, Ian	33-9	613:38	18.6	64-143	.448	25-68	.368	25-34	.735	24	73	97	2.9	59	2	16	23	15	22	178	5.4
23	AJAYI, Pip	33-0	404:26	12.3	43-72	.597	0-2	.000	20-46	.435	42	68	110	3.3	78	2	15	33	35	11	106	3.2
11	ADOH, Josh	32-15	347:51	10.9	29-80	.363	17-45	.378	14-20	.700	18	45	63	2.0	45	0	14	17	1	22	89	2.8
10	MCCREESH, Brandon	29-0	282:20	9.7	16-33	.485	6-11	.545	15-18	.833	5	25	30	1.0	15	0	17	11	1	7	53	1.8
12	BERGER, Quin	24-0	296:02	12.3	14-40	.350	11-36	.306	4-4	1.000	3	19	22	0.9	24	0	5	10	1	8	43	1.8
2	MULLER, Brady	15-3	56:38	3.8	3-8	.375	1-6	.167	0-0	.000	3	5	8	0.5	11	0	2	0	0	2	7	0.5
0	O'BRIEN, Patrick	7-0	12:28	1.8	1-2	.500	0-0	.000	0-2	.000	2	2	4	0.6	1	0	0	1	0	1	2	0.3
25	DELEV, Alek	7-1	08:22	1.2	0-4	.000	0-2	.000	0-0	.000	0	0	0	0.0	1	0	0	0	0	0	0	0.0
Team											50	58	108					31				
Total		33	6675		758-1770	.428	269-795	.338	368-514	.716	276	797	1073	32.5	559	14	399	405	113	202	2153	65.2
Opponents		33	6675		781-1831	.427	250-772	.324	405-577	.702	320	792	1112	33.7	534	10	470	353	104	210	2217	67.2

BUCKNELL TEAM STATS — PATRIOT LEAGUE GAMES [10-8] — 2023-24

No.	Player				Total		3-Point		F-Throw		Rebounds														
		GP-GS	MIN	AVG	FG-FGA	FG%	3FG-3FGA	3FG%	FT-FTA	FT%	OFF	DEF	TOT	AVG	PF	DQ	A	TO	BLK	STL	PTS	AVG			
24	FORREST, Jack	18-18	654:18	36.3	102-248	.411	47-129	.364	41-56	.732	14	76	90	5.0	43	3	30	32	4	21	292	16.2			
3	WILLIAMSON, Noah	17-16	452:50	26.6	80-160	.500	13-40	.325	33-57	.579	29	87	116	6.8	40	3	20	37	22	6	206	12.1			
5	EDMONDS IV, Elvin	18-18	659:52	36.7	74-178	.416	23-78	.295	37-49	.755	5	66	71	3.9	45	1	93	50	3	25	208	11.6			
13	BASCOE, Josh	9-6	258:37	28.7	34-75	.453	12-34	.353	12-16	.750	2	16	18	2.0	12	0	20	11	0	8	92	10.2			
22	BIJIEK, Ruot	18-17	512:24	28.5	42-113	.372	22-68	.324	26-34	.765	25	39	64	3.6	30	0	21	19	10	15	132	7.3			
1	MOTTA, Ian	18-1	353:37	19.6	39-93	.419	17-43	.395	15-20	.750	14	46	60	3.3	35	1	8	10	7	14	110	6.1			
23	AJAYI, Pip	18-0	241:41	13.4	25-43	.581	0-1	.000	11-26	.423	27	42	69	3.8	47	2	10	15	22	6	61	3.4			
11	ADOH, Josh	18-13	227:07	12.6	19-46	.413	13-26	.500	5-7	.714	12	27	39	2.2	27	0	11	13	0	12	56	3.1			
10	MCCREESH, Brandon	17-0	172:36	10.2	11-20	.550	5-8	.625	7-8	.875	1	20	21	1.2	9	0	9	5	1	5	34	2.0			
12	BERGER, Quin	10-0	128:13	12.8	4-14	.286	2-12	.167	2-2	1.000	2	8	10	1.0	12	0	3	3	1	3	12	1.2			
0	O'BRIEN, Patrick	2-0	02:39	1.3	0-1	.000	0-0	.000	0-0	.000	1	1	2	1.0	0	0	0	1	0	0	0	0.0			
2	MULLER, Brady	4-0	05:53	1.5	0-2	.000	0-2	.000	0-0	.000	1	1	2	0.5	3	0	1	0	0	0	0	0.0			
25	DELEV, Alek	3-1	05:15	1.7	0-3	.000	0-2	.000	0-0	.000	0	0	0	0.0	1	0	0	0	0	0	0	0.0			
Team											26	37	63					13							
Total		18	3675		430-996	.432	154-443	.348	189-275	.687	159	466	625	34.7	304	10	226	209	70	115	1203	66.8			
Opponents		18	3675		406-1009	.402	126-405	.311	220-318	.692	180	441	621	34.5	287	3	244	200	55	111	1158	64.3			

BUCKNELL TEAM STATS — PRE-CONFERENCE GAMES [3-10] — 2023-24

No.	Player				Total		3-Point		F-Throw		Rebounds														
		GP-GS	MIN	AVG	FG-FGA	FG%	3FG-3FGA	3FG%	FT-FTA	FT%	OFF	DEF	TOT	AVG	PF	DQ	A	TO	BLK	STL	PTS	AVG			
24	FORREST, Jack	13-13	461:17	35.5	67-165	.406	35-89	.393	34-38	.895	8	64	72	5.5	25	0	17	23	4	12	203	15.6			
3	WILLIAMSON, Noah	13-13	348:08	26.8	52-108	.481	5-21	.238	38-51	.745	20	50	70	5.4	30	0	14	23	9	4	147	11.3			
5	EDMONDS IV, Elvin	7-6	192:15	27.5	24-54	.444	7-25	.280	11-14	.786	1	14	15	2.1	16	0	19	15	0	12	66	9.4			
13	BASCOE, Josh	13-9	404:41	31.1	41-97	.423	13-37	.351	21-26	.808	3	31	34	2.6	25	1	65	45	0	9	116	8.9			
22	BIJIEK, Ruot	13-13	378:38	29.1	31-92	.337	16-57	.281	16-19	.842	10	22	32	2.5	32	1	11	12	6	11	94	7.2			
1	MOTTA, Ian	13-8	231:23	17.8	22-44	.500	6-21	.286	6-10	.600	8	22	30	2.3	21	1	8	12	8	8	56	4.3			
23	AJAYI, Pip	13-0	148:51	11.4	17-28	.607	0-1	.000	7-18	.389	13	22	35	2.7	26	0	4	18	13	4	41	3.2			
12	BERGER, Quin	12-0	162:47	13.6	9-24	.375	9-23	.391	2-2	1.000	1	9	10	0.8	12	0	2	7	0	5	29	2.4			
11	ADOH, Josh	12-0	102:57	8.6	8-29	.276	4-17	.235	5-8	.625	4	16	20	1.7	14	0	3	4	1	7	25	2.1			
10	MCCREESH, Brandon	11-0	108:39	9.9	5-13	.385	1-3	.333	8-10	.800	4	5	9	0.8	6	0	8	6	0	2	19	1.7			
2	MULLER, Brady	10-3	49:39	5.0	3-6	.500	1-4	.250	0-0	.000	2	4	6	0.6	7	0	1	0	0	1	7	0.7			
0	O'BRIEN, Patrick	4-0	08:43	2.2	1-1	1.000	0-0	.000	0-2	.000	1	1	2	0.5	1	0	0	0	0	1	2	0.5			
25	DELEV, Alek	3-0	02:02	0.7	0-0	.000	0-0	.000	0-0	.000	0	0	0	0.0	0	0	0	0	0	0	0	0.0			
Team											20	20	40					16							
Total		13	2600		280-661	.424	97-298	.326	148-198	.747	95	280	375	28.8	215	3	152	181	41	76	805	61.9			
Opponents		13	2600		336-720	.467	113-317	.356	149-207	.720	121	302	423	32.5	210	5	206	136	41	92	934	71.8			

BUCKNELL TEAM STATS — HOME GAMES [6-8] — 2023-24

No.	Player				Total		3-Point		F-Throw		Rebounds													
		GP-GS	MIN	AVG	FG-FGA	FG%	3FG-3FGA	3FG%	FT-FTA	FT%	OFF	DEF	TOT	AVG	PF	DQ	A	TO	BLK	STL	PTS	AVG		
24	FORREST, Jack	14-14	496:59	35.5	73-174	.420	42-100	.420	23-35	.657	12	61	73	5.2	33	1	19	26	5	15	211	15.1		
5	EDMONDS IV, Elvin	12-11	417:30	34.8	49-121	.405	10-51	.196	33-40	.825	4	39	43	3.6	31	1	52	34	2	17	141	11.8		
3	WILLIAMSON, Noah	13-12	346:44	26.7	48-99	.485	10-27	.370	39-59	.661	18	52	70	5.4	28	2	15	24	18	8	145	11.2		
13	BASCOE, Josh	10-8	332:52	33.3	37-87	.425	12-32	.375	19-25	.760	4	26	30	3.0	16	0	38	27	0	7	105	10.5		
22	BIJIEK, Ruot	14-13	394:27	28.2	35-89	.393	18-56	.321	18-24	.750	15	27	42	3.0	28	0	17	17	10	9	106	7.6		
1	MOTTA, Ian	14-3	240:11	17.2	25-67	.373	10-33	.303	9-11	.818	9	34	43	3.1	24	0	5	9	9	10	69	4.9		
23	AJAYI, Pip	14-0	188:26	13.5	24-43	.558	0-1	.000	8-22	.364	27	30	57	4.1	36	1	8	14	14	5	56	4.0		
11	ADOH, Josh	13-6	130:27	10.0	11-23	.478	7-12	.583	5-7	.714	6	21	27	2.1	20	0	9	5	1	10	34	2.6		
12	BERGER, Quin	9-0	126:55	14.1	6-17	.353	4-14	.286	0-0	.000	1	8	9	1.0	12	0	1	3	1	3	16	1.8		
10	MCCREESH, Brandon	12-0	113:05	9.4	3-9	.333	2-5	.400	5-6	.833	2	7	9	0.8	5	0	7	2	0	3	13	1.1		
2	MULLER, Brady	6-2	30:16	5.0	1-4	.250	1-4	.250	0-0	.000	1	3	4	0.7	7	0	1	0	0	0	3	0.5		
0	O'BRIEN, Patrick	2-0	02:59	1.5	0-1	.000	0-0	.000	0-2	.000	2	1	3	1.5	0	0	0	0	0	0	0	0.0		
25	DELEV, Alek	2-1	04:10	2.1	0-3	.000	0-2	.000	0-0	.000	0	0	0	0.0	1	0	0	0	0	0	0	0.0		
Team											23	23	46					13						
Total		14	2825		312-737	.423	116-337	.344	159-231	.688	124	332	456	32.6	241	5	172	174	60	87	899	64.2		
Opponents		14	2825		323-772	.418	104-306	.340	173-249	.695	137	331	468	33.4	233	5	187	150	53	95	923	65.9		

BUCKNELL TEAM STATS — AWAY GAMES [8-10] — 2023-24

No.	Player				Total		3-Point		F-Throw		Rebounds													
		GP-GS	MIN	AVG	FG-FGA	FG%	3FG-3FGA	3FG%	FT-FTA	FT%	OFF	DEF	TOT	AVG	PF	DQ	A	TO	BLK	STL	PTS	AVG		
24	FORREST, Jack	18-18	657:10	36.5	102-255	.400	43-127	.339	53-60	.883	11	85	96	5.3	36	2	29	29	3	19	300	16.7		
3	WILLIAMSON, Noah	18-18	484:60	26.9	92-181	.508	10-37	.270	37-57	.649	35	91	126	7.0	46	1	21	36	13	3	231	12.8		
5	EDMONDS IV, Elvin	14-14	469:49	33.6	54-120	.450	20-53	.377	18-27	.667	2	42	44	3.1	31	0	64	32	1	21	146	10.4		
13	BASCOE, Josh	13-7	364:35	28.0	39-91	.429	14-43	.326	16-19	.842	2	22	24	1.8	25	1	48	30	0	11	108	8.3		
22	BIJIEK, Ruot	18-18	519:54	28.9	40-122	.328	21-73	.288	24-29	.828	24	36	60	3.3	37	1	18	14	7	17	125	6.9		
1	MOTTA, Ian	18-6	359:58	20.0	38-74	.514	15-34	.441	16-23	.696	13	37	50	2.8	33	2	11	14	6	12	107	5.9		
11	ADOH, Josh	18-8	204:23	11.4	18-54	.333	10-31	.323	5-9	.556	11	22	33	1.8	23	0	5	12	0	10	51	2.8		
23	AJAYI, Pip	18-0	212:06	11.8	18-28	.643	0-1	.000	12-24	.500	13	36	49	2.7	40	1	6	19	21	6	48	2.7		
10	MCCREESH, Brandon	17-0	169:16	10.0	13-24	.542	4-6	.667	10-12	.833	3	18	21	1.2	10	0	10	9	1	4	40	2.4		
12	BERGER, Quin	14-0	167:48	12.0	8-23	.348	7-22	.318	4-4	1.000	2	10	12	0.9	12	0	4	7	0	5	27	1.9		
2	MULLER, Brady	9-1	26:22	2.9	2-4	.500	0-2	.000	0-0	.000	2	2	4	0.4	4	0	1	0	0	2	4	0.4		
0	O'BRIEN, Patrick	5-0	09:29	1.9	1-1	1.000	0-0	.000	0-0	.000	0	1	1	0.2	1	0	0	1	0	1	2	0.4		
25	DELEV, Alek	5-0	04:13	0.8	0-1	.000	0-0	.000	0-0	.000	0	0	0	0.0	0	0	0	0	0	0	0	0.0		
Team											24	34	58					16						
Total		18	3650		425-978	.435	144-429	.336	195-264	.739	142	436	578	32.1	298	8	217	219	52	111	1189	66.1		
Opponents		18	3650		435-1004	.433	141-441	.320	215-300	.717	174	435	609	33.8	284	4	272	197	47	108	1226	68.1		

BUCKNELL TEAM STATS — GAMES WON [14-0] — 2023-24

No.	Player				Total		3-Point		F-Throw		Rebounds											
		GP-GS	MIN	AVG	FG-FGA	FG%	3FG-3FGA	3FG%	FT-FTA	FT%	OFF	DEF	TOT	AVG	PF	DQ	A	TO	BLK	STL	PTS	AVG
24	FORREST, Jack	14-14	499:57	35.7	81-179	.453	37-95	.389	25-30	.833	10	74	84	6.0	25	0	20	22	3	18	224	16.0
3	WILLIAMSON, Noah	14-13	374:11	26.7	77-137	.562	11-31	.355	41-58	.707	24	74	98	7.0	38	2	15	29	17	9	206	14.7
13	BASCOE, Josh	10-6	288:26	28.8	43-82	.524	17-37	.459	22-27	.815	4	23	27	2.7	18	0	29	20	0	11	125	12.5
5	EDMONDS IV, Elvin	12-12	419:37	35.0	39-102	.382	10-43	.233	32-40	.800	2	38	40	3.3	28	1	74	35	2	18	120	10.0
22	BIJIEK, Ruot	14-13	391:32	28.0	34-86	.395	18-49	.367	22-28	.786	22	28	50	3.6	29	0	17	15	3	18	108	7.7
1	MOTTA, Ian	14-2	255:09	18.2	32-65	.492	14-33	.424	8-11	.727	8	31	39	2.8	25	2	7	10	5	11	86	6.1
11	ADOH, Josh	14-8	165:13	11.8	18-40	.450	11-21	.524	2-5	.400	10	25	35	2.5	17	0	8	7	1	9	49	3.5
23	AJAYI, Pip	14-0	169:51	12.1	14-28	.500	0-1	.000	11-24	.458	22	32	54	3.9	32	1	8	11	14	7	39	2.8
12	BERGER, Quin	9-0	107:44	12.0	6-13	.462	4-11	.364	2-2	1.000	1	7	8	0.9	7	0	0	1	1	3	18	2.0
10	MCCREESH, Brandon	12-0	107:34	9.0	5-9	.556	1-3	.333	5-6	.833	0	12	12	1.0	3	0	9	3	1	2	16	1.3
0	O'BRIEN, Patrick	3-0	03:45	1.3	0-1	.000	0-0	.000	0-0	.000	1	1	2	0.7	0	0	0	1	0	0	0	0.0
2	MULLER, Brady	5-1	10:41	2.1	0-2	.000	0-2	.000	0-0	.000	1	0	1	0.2	4	0	1	0	0	1	0	0.0
25	DELEV, Alek	4-1	06:21	1.6	0-4	.000	0-2	.000	0-0	.000	0	0	0	0.0	1	0	0	0	0	0	0	0.0
Team											12	23	35					10				
Total		14	2800		349-748	.467	123-328	.375	170-231	.736	117	368	485	34.6	227	6	188	164	47	107	991	70.8
Opponents		14	2800		289-766	.377	83-314	.264	153-230	.665	136	304	440	31.4	236	5	160	173	42	79	814	58.1

BUCKNELL TEAM STATS — GAMES LOST [0-19] — 2023-24

No.	Player				Total		3-Point		F-Throw		Rebounds											
		GP-GS	MIN	AVG	FG-FGA	FG%	3FG-3FGA	3FG%	FT-FTA	FT%	OFF	DEF	TOT	AVG	PF	DQ	A	TO	BLK	STL	PTS	AVG
24	FORREST, Jack	19-19	690:16	36.3	99-262	.378	49-137	.358	56-71	.789	13	76	89	4.7	46	3	30	35	6	17	303	15.9
5	EDMONDS IV, Elvin	15-14	506:24	33.8	65-148	.439	21-66	.318	21-29	.724	4	48	52	3.5	36	0	46	33	1	20	172	11.5
3	WILLIAMSON, Noah	18-18	493:23	27.4	69-158	.437	13-42	.310	38-65	.585	30	76	106	5.9	41	2	23	34	14	2	189	10.5
13	BASCOE, Josh	14-9	439:54	31.4	38-105	.362	11-42	.262	13-17	.765	2	27	29	2.1	26	1	58	40	0	7	100	7.1
22	BIJIEK, Ruot	19-19	549:35	28.9	43-129	.333	22-83	.265	20-25	.800	18	38	56	2.9	38	1	18	16	14	9	128	6.7
1	MOTTA, Ian	19-7	358:29	18.9	32-78	.410	11-35	.314	17-23	.739	16	42	58	3.1	34	0	9	13	10	11	92	4.8
23	AJAYI, Pip	19-0	234:34	12.3	29-44	.659	0-1	.000	9-22	.409	20	36	56	2.9	46	1	7	22	21	4	67	3.5
11	ADOH, Josh	18-7	182:38	10.1	11-40	.275	6-24	.250	12-15	.800	8	20	28	1.6	28	0	6	10	0	13	40	2.2
10	MCCREESH, Brandon	17-0	174:47	10.3	11-24	.458	5-8	.625	10-12	.833	5	13	18	1.1	12	0	8	8	0	5	37	2.2
12	BERGER, Quin	15-0	188:18	12.6	8-27	.296	7-25	.280	2-2	1.000	2	12	14	0.9	17	0	5	9	0	5	25	1.7
2	MULLER, Brady	10-2	45:57	4.6	3-6	.500	1-4	.250	0-0	.000	2	5	7	0.7	7	0	1	0	0	1	7	0.7
0	O'BRIEN, Patrick	4-0	08:43	2.2	1-1	1.000	0-0	.000	0-2	.000	1	1	2	0.5	1	0	0	0	0	1	2	0.5
25	DELEV, Alek	3-0	02:02	0.7	0-0	.000	0-0	.000	0-0	.000	0	0	0	0.0	0	0	0	0	0	0	0	0.0
Team											38	35	73					21				
Total		19	3875		409-1022	.400	146-467	.313	198-283	.700	159	429	588	30.9	332	8	211	241	66	95	1162	61.2
Opponents		19	3875		492-1065	.462	167-458	.365	252-347	.726	184	488	672	35.4	298	5	310	180	62	131	1403	73.8

BUCKNELL TEAM STATS — LAST 5 GAMES [4-1] — 2023-24

No.	Player				Total		3-Point		F-Throw		Rebounds											
		GP-GS	MIN	AVG	FG-FGA	FG%	3FG-3FGA	3FG%	FT-FTA	FT%	OFF	DEF	TOT	AVG	PF	DQ	A	TO	BLK	STL	PTS	AVG
24	FORREST, Jack	5-5	166:02	33.2	23-57	.404	12-37	.324	4-5	.800	6	20	26	5.2	9	1	6	5	0	7	62	12.4
3	WILLIAMSON, Noah	5-4	136:49	27.4	19-39	.487	5-12	.417	11-25	.440	6	32	38	7.6	9	0	7	7	8	3	54	10.8
5	EDMONDS IV, Elvin	5-5	170:45	34.2	19-39	.487	3-15	.200	11-13	.846	1	10	11	2.2	5	0	20	9	0	8	52	10.4
1	MOTTA, Ian	5-0	89:17	17.9	13-25	.520	8-15	.533	4-4	1.000	1	13	14	2.8	7	0	3	4	3	5	38	7.6
13	BASCOE, Josh	5-1	140:33	28.1	14-38	.368	7-24	.292	2-2	1.000	3	6	9	1.8	8	0	13	4	0	3	37	7.4
22	BIJIEK, Ruot	5-4	112:11	22.4	14-34	.412	4-17	.235	2-4	.500	9	12	21	4.2	8	0	4	4	1	5	34	6.8
11	ADOH, Josh	5-5	59:28	11.9	10-18	.556	4-9	.444	0-1	.000	5	5	10	2.0	11	0	2	5	0	3	24	4.8
23	AJAYI, Pip	5-0	55:04	11.0	5-10	.500	0-1	.000	6-9	.667	8	10	18	3.6	10	0	5	2	0	2	16	3.2
12	BERGER, Quin	5-0	39:17	7.9	2-6	.333	0-4	.000	0-0	.000	0	1	1	0.2	2	0	1	1	1	1	4	0.8
0	O'BRIEN, Patrick	3-0	03:45	1.3	0-1	.000	0-0	.000	0-0	.000	1	1	2	0.7	0	0	0	1	0	0	0	0.0
2	MULLER, Brady	4-0	05:27	1.4	0-1	.000	0-1	.000	0-0	.000	1	0	1	0.3	3	0	1	0	0	1	0	0.0
25	DELEV, Alek	4-1	06:21	1.6	0-4	.000	0-2	.000	0-0	.000	0	0	0	0.0	1	0	0	0	0	0	0	0.0
10	MCCREESH, Brandon	4-0	15:01	3.8	0-1	.000	0-0	.000	0-0	.000	0	4	4	1.0	0	0	1	0	0	0	0	0.0
Team											6	11	17					4				
Total		5	1000		119-273	.436	43-137	.314	40-63	.635	47	125	172	34.4	73	1	63	46	13	38	321	64.2
Opponents		5	1000		95-263	.361	32-113	.283	45-67	.672	54	119	173	34.6	74	1	54	62	14	24	267	53.4

BUCKNELL TEAM STATS — GAME-BY-GAME — 2023-24

			Total		3-Pointers		Free throws		Rebounds											
Opponent	Date	Score		FG-FGA	PCT	3FG-3FGA	PCT	FT-FTA	PCT	OFF	DEF	TOT	AVG	PF	A	TO	BLK	STL	PTS	AVG
Delaware	11/06/2023	57-78	L	21-54	.389	10-28	.357	5-13	.385	7	24	31	31.0	24	12	15	2	11	57	57.0
at Penn	11/08/2023	61-80	L	21-56	.375	7-24	.292	12-19	.632	6	16	22	26.5	18	10	10	10	8	61	59.0
at Niagara	11/11/2023	73-64	W	28-53	.528	4-15	.267	13-15	.867	10	26	36	29.7	15	12	13	3	6	73	63.7
at La Salle	11/14/2023	57-69	L	18-48	.375	6-21	.286	15-24	.625	8	27	35	31.0	25	10	17	1	3	57	62.0
at Duke	11/17/2023	60-90	L	20-54	.370	9-29	.310	11-15	.733	5	22	27	30.2	14	13	13	3	3	60	61.6
Southern Ind.	11/20/2023	67-56	W	18-47	.383	9-24	.375	22-27	.815	5	30	35	31.0	17	9	15	3	10	67	62.5
at St. Bonaventure	11/22/2023	61-67	L	20-46	.435	9-24	.375	12-15	.800	3	21	24	30.0	16	13	17	2	4	61	62.3
at Marist	11/25/2023	49-73	L	17-59	.288	7-35	.200	8-9	.889	12	16	28	29.8	10	11	11	2	7	49	60.6
Princeton	11/29/2023	71-85	L	25-49	.510	9-18	.500	12-15	.800	6	17	23	29.0	13	12	10	4	2	71	61.8
at Penn St.	12/02/2023	76-67	W	29-50	.580	10-21	.476	8-11	.727	4	21	25	28.6	18	15	14	2	10	76	63.2
Radford	12/16/2023	63-70	L	19-47	.404	10-23	.435	15-15	1.000	7	17	24	28.2	13	14	13	2	3	63	63.2
at Merrimack	12/22/2023	52-68	L	22-54	.407	2-17	.118	6-7	.857	16	26	42	29.3	12	6	20	2	4	52	62.3
Saint Peter's	12/30/2023	58-67	L	22-44	.500	5-19	.263	9-13	.692	6	17	23	28.8	20	15	13	5	5	58	61.9
Holy Cross	01/03/2024	70-58	W	23-60	.383	9-28	.321	15-18	.833	12	25	37	29.4	15	13	6	3	12	70	62.5
American	01/06/2024	63-71	L	24-56	.429	10-25	.400	5-7	.714	9	25	34	29.7	13	13	8	4	1	63	62.5
at Lehigh	01/10/2024	86-80	W	27-55	.491	11-22	.500	21-25	.840	5	27	32	29.9	25	9	14	3	10	86	64.0
Colgate	01/13/2024	73-84	L	28-59	.475	6-19	.316	11-17	.647	11	22	33	30.1	27	13	16	4	7	73	64.5
at Boston U.	01/17/2024	73-57	W	26-56	.464	8-23	.348	13-13	1.000	6	35	41	30.7	16	16	11	1	3	73	65.0
at Lafayette	01/20/2024	72-75	Lot	26-63	.413	8-21	.381	12-16	.750	13	31	44	31.4	17	11	12	5	6	72	65.4
Navy	01/24/2024	71-63	W	23-47	.489	10-20	.500	15-23	.652	9	26	35	31.6	21	15	11	7	3	71	65.7
at Army West Point	01/27/2024	66-56	W	25-60	.417	9-23	.391	7-12	.583	12	27	39	31.9	13	18	9	6	4	66	65.7
Loyola Maryland	01/31/2024	67-52	W	22-51	.431	9-24	.375	14-21	.667	9	24	33	32.0	16	13	14	2	10	67	65.7
at American	02/03/2024	66-75	Lot	23-56	.411	8-27	.296	12-19	.632	7	22	29	31.8	19	6	11	2	5	66	65.7
at Navy	02/07/2024	80-67	W	30-49	.612	11-21	.524	9-14	.643	4	23	27	31.6	15	20	17	5	7	80	66.3
Boston U.	02/10/2024	62-77	L	19-43	.442	9-26	.346	15-26	.577	6	16	22	31.2	16	10	15	5	7	62	66.2
Lehigh	02/12/2024	63-71	Lot	24-68	.353	7-28	.250	8-12	.667	11	34	45	31.8	22	10	12	9	3	63	66.0
at Colgate	02/17/2024	50-62	L	18-58	.310	5-24	.208	9-11	.818	10	26	36	31.9	16	7	10	2	6	50	65.4
at Holy Cross	02/21/2024	59-73	L	21-53	.396	10-30	.333	7-11	.636	6	21	27	31.8	17	15	6	1	6	59	65.2
Army West Point	02/25/2024	54-41	W	22-55	.400	8-28	.286	2-9	.222	12	30	42	32.1	14	10	15	4	8	54	64.8
at Loyola Maryland	02/28/2024	68-46	W	27-50	.540	11-27	.407	3-6	.500	3	27	30	32.0	12	14	11	1	12	68	64.9
Lafayette	03/02/2024	60-50	W	22-57	.386	5-27	.185	11-15	.733	14	25	39	32.3	10	13	11	6	5	60	64.8
at American	03/07/2024	80-57	W	27-58	.466	9-25	.360	17-22	.773	12	22	34	32.3	20	11	3	1	7	80	65.3
at Colgate	03/10/2024	65-68	L	21-55	.382	9-29	.310	14-19	.737	10	29	39	32.5	20	10	12	1	4	65	65.2
Total		2153		758-1770	.428	269-795	.338	368-514	.716	276	797	1073	32.5	559	399	405	113	202	2153	65.2
Opponents		2217		781-1831	.427	250-772	.324	405-577	.702	320	792	1112	33.7	534	470	353	104	210	2217	67.2

BUCKNELL TEAM STATS — OPPONENT GAME-BY-GAME — 2023-24

				Total		3-Pointers		Free throws		Rebounds											
Opponent	Date	Score		FG-FGA	PCT	3FG-3FGA	PCT	FT-FTA	PCT	OFF	DEF	TOT	AVG	PF	A	TO	BLK	STL	PTS	AVG	
Delaware	11/06/2023	57-78	L	27-53	.509	10-23	.435	14-28	.500	9	32	41	41.0	15	15	14	5	6	78	78.0	
at Penn	11/08/2023	61-80	L	31-63	.492	6-20	.300	12-17	.706	20	32	52	46.5	19	17	16	2	5	80	79.0	
at Niagara	11/11/2023	73-64	W	24-54	.444	8-23	.348	8-12	.667	6	10	16	36.3	15	12	10	1	5	64	74.0	
at La Salle	11/14/2023	57-69	L	23-54	.426	8-26	.308	15-26	.577	12	28	40	37.3	25	17	11	1	8	69	72.8	
at Duke	11/17/2023	60-90	L	32-65	.492	13-34	.382	13-16	.813	13	33	46	39.0	15	23	7	2	9	90	76.2	
Southern Ind.	11/20/2023	67-56	W	19-57	.333	8-28	.286	10-15	.667	5	26	31	37.7	23	11	14	6	7	56	72.8	
at St. Bonaventure	11/22/2023	61-67	L	23-56	.411	10-28	.357	11-13	.846	11	20	31	36.7	14	19	12	5	8	67	72.0	
at Marist	11/25/2023	49-73	L	28-50	.560	12-23	.522	5-6	.833	6	29	35	36.5	14	14	13	5	7	73	72.1	
Princeton	11/29/2023	71-85	L	33-56	.589	10-23	.435	9-11	.818	4	19	23	35.0	13	20	4	4	6	85	73.6	
at Penn St.	12/02/2023	76-67	W	23-49	.469	4-19	.211	17-22	.773	6	18	24	33.9	14	15	12	1	6	76	72.9	
Radford	12/16/2023	63-70	L	25-57	.439	9-26	.346	11-11	1.000	12	19	31	33.6	17	15	8	5	9	70	72.6	
at Merrimack	12/22/2023	52-68	L	26-57	.456	9-30	.300	7-9	.778	7	17	24	32.8	9	15	7	1	11	68	72.3	
Saint Peter's	12/30/2023	58-67	L	22-49	.449	6-14	.429	17-21	.810	10	19	29	32.5	17	13	8	3	5	67	71.8	
Holy Cross	01/03/2024	70-58	W	22-53	.415	5-17	.294	9-18	.500	9	26	35	32.7	16	9	15	5	4	58	70.9	
American	01/06/2024	63-71	L	27-58	.466	11-25	.440	6-11	.545	9	24	33	32.7	12	16	3	3	5	71	70.9	
at Lehigh	01/10/2024	86-80	W	26-57	.456	7-20	.350	21-29	.724	10	26	36	32.9	19	16	16	3	8	80	71.4	
Colgate	01/13/2024	73-84	L	24-54	.444	9-19	.474	27-31	.871	9	23	32	32.9	18	16	13	4	9	84	72.2	
at Boston U.	01/17/2024	73-57	W	21-59	.356	6-26	.231	9-16	.563	7	23	30	32.7	15	10	6	1	7	57	71.3	
at Lafayette	01/20/2024	72-75	Lot	27-63	.429	7-26	.269	14-17	.824	7	24	31	32.6	16	16	8	3	7	75	71.5	
Navy	01/24/2024	71-63	W	19-54	.352	7-22	.318	18-27	.667	14	18	32	32.6	21	8	7	4	4	63	71.1	
at Army West Point	01/27/2024	66-56	W	19-57	.333	8-30	.267	10-14	.714	11	24	35	32.7	16	13	9	3	2	56	70.4	
Loyola Maryland	01/31/2024	67-52	W	18-50	.360	4-19	.211	12-16	.750	10	23	33	32.7	18	12	19	2	10	52	69.5	
at American	02/03/2024	66-75	Lot	22-54	.407	14-33	.424	17-22	.773	10	29	39	33.0	16	18	13	1	4	75	69.8	
at Navy	02/07/2024	80-67	W	28-63	.444	5-21	.238	6-12	.500	13	19	32	33.0	18	16	13	3	6	80	69.7	
Boston U.	02/10/2024	62-77	L	28-53	.528	9-21	.429	12-17	.706	9	22	31	32.9	20	22	11	2	7	77	70.0	
Lehigh	02/12/2024	63-71	Lot	23-65	.354	5-20	.250	20-27	.741	12	35	47	33.4	13	12	8	3	8	71	70.0	
at Colgate	02/17/2024	50-62	L	23-53	.434	3-18	.167	13-18	.722	6	29	35	33.5	15	15	8	8	6	62	69.7	
at Holy Cross	02/21/2024	59-73	L	25-50	.500	11-24	.458	12-18	.667	9	28	37	33.6	13	16	10	1	4	73	69.8	
Army West Point	02/25/2024	54-41	W	16-56	.286	4-20	.200	5-8	.625	12	23	35	33.7	14	5	15	5	9	41	68.8	
at Loyola Maryland	02/28/2024	68-46	W	18-53	.340	4-15	.267	6-9	.667	10	23	33	33.6								
Lafayette	03/02/2024	60-50	W	20-57	.351	7-29	.241	3-8	.375	13	22	35	33.7	16	13	11	2	6	50	67.5	
at American	03/07/2024	80-57	W	16-47	.340	6-25	.240	19-24	.792	10	23	33	33.7	20	9	11	4	0	57	67.2	
at Colgate	03/10/2024	65-68	L	23-55	.418	5-25	.200	17-28	.607	9	26	35	33.7	17	11	6	4	7	68	67.2	
Total		2217		781-1831	.427	250-772	.324	405-577	.702	320	792	1112	33.7	534	470	353	104	210	2217	67.2	
Bucknell		2153		758-1770	.428	269-795	.338	368-514	.716	276	797	1073	32.5	559	399	405	113	202	2153	65.2	

#23 • PIP AJAYI • SENIOR • FORWARD • 6-7 • 235 • CALGARY, ALBERTA • WOODSTOCK ACADEMY [CONN.] • MERCYHURST**2023-24**

Key frontcourt reserve in his first season at Bucknell ... played in all 33 games, averaging 3.2 points, 3.3 rebounds in 12.3 minutes per game ... shot 59.7% from the field ... tallied 8 pts. vs. Princeton (3-3 FG) ... 7 pts., 9 reb., 2 stl. off bench in home win over Holy Cross ... blocked 3 shots in 12 min. in win over Navy ... matched season-high with 8 pts. (3-3 FG), 6 reb., 3 blk. vs. Lehigh at home.

2022-23 (at Mercyhurst)

Saw action in 31 games, starting all of them. Averaged 6.3 points and 6.9 rebounds for the most rebounds per game on the team ... 45 blocks led the team and ranked second in the PSAC ... had multiple blocks in 12 games with a season-high of five against D'Youville ... recorded two double-doubles with 11 points and 10 rebounds against West Chester and 10 points and 11 rebounds against West Liberty in the NCAA Atlantic Regional ... season-high 14 rebounds in upset win over No. 1 Indiana (Pa.).

2021-22 (at Mercyhurst)

Appeared in all but one of the Lakers 32 games ... averaged 3.4 points per game and 3.9 rebounds coming off the bench ... finished second on the team with 21 blocks ... scored in double digits twice ... season-high 12 points against California (Pa.).

**HIGH SCHOOL/PERSONAL**

Born Sept. 10, 2003 in Lagos, Nigeria ... full first name is Pipeloluwa ... son of Yemi and Wole Ajayi ... has two siblings, Oluwapelumi and Olamiposi ... 2021 graduate of Woodstock Academy in Connecticut ... also played for Supreme Hoops in Canada and Rhode Island Elite.

AJAYI'S CAREER HIGHS

Points:	14	vs. Pitt-Johnstown	3/1/2023
Rebounds:	14	vs. Indiana (Pa.)	2/6/2023
Assists:	3	vs. Indiana (Pa.)	2/6/2023
Steals:	3	three times	
Blocks:	5	vs. D'Youville	12/7/2022
FG Made:	7	vs. Pitt-Johnstown	2/6/2023
FG Attempted:	9	twice	
3-pt FG Made:	0		
3-pt FG Attempted:	1	four times	
FT Made:	4	four times	
FT Attempted:	8	vs. D'Youville	12/7/2022

AJAYI'S SEASON HIGHS

Points:	0
Rebounds:	0
Assists:	0
Steals:	0
Blocks:	0
FG Made:	0
FG Attempted:	0
3-pt FG Made:	0
3-pt FG Attempted:	0
FT Made:	0
FT Attempted:	0

AJAYI'S CAREER STATISTICS

				Field Goals		3-Point		F-Throws		Rebounds				Scoring						
SEASON	TEAM	GP-GS	MIN/AVG	FG-FGA	FG%	3FG-3FGA	3FG%	FT-FTA	FT%	OFF	DEF	TOT	AVG	PF-FO	A	TO	BLK	STL	PTS	AVG
2021-22	Mercy	31-0	430/13.9	45-84	.536	0-1	.000	15-41	.366	50	70	120	3.9	87-5	6	24	21	18	105	3.4
2022-23	Mercy	31-31	703/22.7	81-139	.583	0-1	.000	34-66	.515	89	126	215	6.9	87-3	17	32	45	30	196	6.3
2023-24	Buck	33-0	404/12.3	43-72	.597	0-2	.000	20-46	.435	42	68	110	3.3	78-2	15	33	35	11	106	3.2
TOTAL FOR Buck		33-0	404/12.3	43-72	.597	0-2	.000	20-46	.435	42	68	110	3.3	78-2	15	33	35	11	106	3.2
TOTAL		95-31	1537/16.2	169-295	.573	0-4	.000	69-153	.451	181	264	445	4.7	252-10	38	89	101	59	407	4.3

PIP AJAYI'S CAREER GAME-BY-GAME

AJAYI'S 2024-25 GAME-BY-GAME STATISTICS

Opponent	Min.	FG-A	Pct.	3FG-A	Pct.	FT-A	Pct.	RB	PF	A	TO	B	S	PTS
Delaware														
So. Indiana														
Kentucky														
Mt. St. Mary's														
Richmond														
NJIT														
Rider														
Maryland														
Siena														
St. Bona														
Radford														
Gonzaga														
Syracuse														
Lehigh*														
Colgate*														
Lafayette*														
American*														
Holy Cross*														
Navy*														
Colgate*														
Boston U.*														
Loyola*														
Navy*														
American*														
Army*														
Boston U.*														
Lafayette*														
Lehigh*														
Army*														
Loyola*														
Holy Cross*														

* Patriot League game ^ Patriot League Tournament Games started in **bold**

AJAYI'S 2023-24 GAME-BY-GAME STATISTICS

Opponent	Min.	FG-A	Pct.	3FG-A	Pct.	FT-A	Pct.	RB	PF	A	TO	B	S	PTS
Delaware	8	1-2	.500	0-0	—	0-2	.000	1	4	0	3	0	1	2
Penn	12	2-3	.667	0-0	—	2-4	.500	3	2	1	1	3	1	6
Niagara	14	1-3	.333	0-0	—	0-2	.000	3	0	0	0	2	1	2
La Salle	10	0-1	.000	0-0	—	0-2	.000	2	2	0	4	0	0	0
Duke	15	2-2	1.000	0-0	—	0-0	—	2	3	0	0	2	0	4
So. Indiana	9	0-2	.000	0-0	—	0-2	.000	3	3	1	0	0	1	0
St. Bona	10	1-2	.500	0-0	—	3-3	1.000	1	2	0	0	0	0	5
Marist	14	2-2	1.000	0-0	—	0-0	—	5	3	0	1	1	0	4
Princeton	16	3-3	1.000	0-0	—	2-3	.667	3	3	0	2	1	0	8
Penn St.	5	1-1	1.000	0-0	—	0-0	—	1	2	0	2	1	0	2
Radford	9	0-2	.000	0-0	.000	0-0	—	3	1	0	2	1	0	0
Merrimack	16	2-2	1.000	0-0	—	0-0	—	6	0	1	0	0	0	4
St. Peter's	11	2-3	.667	0-0	—	0-0	—	2	1	1	3	2	0	4
Holy Cross*	21	3-7	.429	0-0	—	1-2	.500	9	4	1	0	1	2	6
American*	20	3-4	.750	0-0	—	0-0	—	4	4	0	0	0	0	6
Lehigh*	13	0-0	—	0-0	—	3-4	.750	4	5	0	1	2	1	3
Colgate*	13	3-7	.429	0-0	—	0-0	—	4	3	1	0	1	1	6
Boston U.*	14	1-2	.500	0-0	—	0-0	—	4	1	0	1	0	0	2
Lafayette*	11	1-3	.333	0-0	—	0-0	—	2	2	0	2	1	1	2
Navy*	12	1-1	1.000	0-0	—	0-1	.000	4	1	1	0	3	0	2
Army*	18	1-1	1.000	0-0	—	0-0	—	5	2	0	1	2	0	2
Loyola*	6	1-1	1.000	0-0	—	1-2	.500	2	3	0	1	0	0	3
American*	7	1-1	1.000	0-0	—	0-0	—	1	2	0	1	2	0	2
Navy*	14	1-1	1.000	0-0	—	0-2	.000	3	2	1	3	3	0	2
Boston U.*	9	0-0	—	0-0	—	0-4	.000	4	2	0	1	2	0	0
Lehigh*	29	3-3	1.000	0-0	—	2-3	.667	6	5	1	1	3	0	8
Colgate*	9	1-2	.500	0-0	—	0-1	.000	1	4	0	1	2	0	2
Holy Cross*	11	1-1	1.000	0-0	—	0-0	—	2	1	1	0	0	0	2
Army*	12	2-5	.400	0-0	—	0-0	—	6	1	1	0	0	0	4
Loyola*	10	0-1	.000	0-1	.000	2-4	.500	2	4	2	1	0	1	2
Lafayette*	13	2-3	.667	0-0	—	2-3	.667	6	2	1	1	0	1	6
American^	10	0-0	—	0-0	—	2-2	1.000	2	3	0	0	0	1	2
Colgate^	4	1-1	1.000	0-0	—	0-0	—	4	2	1	0	0	0	2

* Patriot League game ^ Patriot League Tournament Games started in **bold**

AJAYI'S 2022-23 GAME-BY-GAME STATISTICS (AT MERCYHURST)

Opponent	Min.	FG-A	Pct.	3FG-A	Pct.	FT-A	Pct.	RB	PF	A	TO	B	S	PTS
Daemen	12	0-3	.000	0-0	—	0-0	—	3	4	0	2	0	0	0
West Chester	28	5-8	.625	0-0	—	1-2	.500	10	4	1	0	1	1	11
Millersville	33	4-6	.667	0-0	—	4-6	.667	8	1	2	5	1	1	12
D'Youville	24	3-4	.750	0-0	—	4-8	.500	6	0	0	1	5	1	10
Roberts Wes.	18	2-5	.400	0-0	—	4-6	.667	5	1	0	1	4	2	8
Alliance	24	0-1	.000	0-0	—	0-0	—	7	1	1	2	0	0	0
Shippensburg	12	0-0	—	0-0	—	0-0	—	3	3	1	1	3	0	0
Lock Haven	15	0-0	—	0-0	—	2-2	1.000	4	4	0	2	1	0	2
Mansfield	26	2-4	.500	0-0	—	0-4	.000	13	3	0	1	1	0	4
Edinboro	21	2-6	.333	0-1	.000	0-0	—	6	3	0	0	3	2	4
Indiana (Pa.)	9	2-2	1.000	0-0	—	0-0	—	1	5	0	2	0	1	4
Shepherd	21	1-5	.200	0-0	—	0-2	.000	9	1	1	2	1	3	2
Slippery Rock	27	1-3	.333	0-0	—	1-1	1.000	3	2	1	3	2	2	3
California (Pa.)	15	3-4	.750	0-0	—	0-0	—	5	4	0	1	2	0	6
Gannon	31	3-3	1.000	0-0	—	0-0	—	7	2	0	1	2	2	6
Pitt-Johnstown	28	3-5	.600	0-0	—	2-2	1.000	6	3	0	0	1	1	8
Clarion	29	2-5	.400	0-0	—	1-3	.333	11	2	1	1	2	3	5
Seton Hill	29	5-9	.556	0-0	—	0-4	.000	8	0	1	1	1	3	10
Edinboro	23	2-3	.667	0-0	—	3-4	.750	9	3	1	0	2	1	7
Indiana (Pa.)	28	3-6	.500	0-0	—	1-1	1.000	14	5	3	1	0	1	7
Slippery Rock	31	3-5	.600	0-0	—	0-1	.000	11	3	0	0	0	0	6
California (Pa.)	32	3-5	.600	0-0	—	0-1	.000	7	3	1	2	1	0	6
Pitt-Johnstown	14	2-2	1.000	0-0	—	0-0	—	3	3	0	0	2	0	4
Clarion	30	4-7	.571	0-0	—	4-5	.800	8	3	0	1	0	2	12
Seton Hill	10	2-3	.667	0-0	—	0-0	—	0	4	0	0	1	0	4
Gannon	17	3-4	.750	0-0	—	2-4	.500	12	4	0	0	0	2	8
Pitt-Johnstown	27	7-9	.778	0-0	—	0-2	.000	8	2	1	1	3	0	14
Shippensburg	18	5-8	.625	0-0	—	0-0	—	9	4	1	0	2	1	10
Indiana (Pa.)	20	2-3	.667	0-0	—	0-0	—	6	4	0	0	0	0	4
E. Stroudsburg	19	3-3	1.000	0-0	—	3-5	.600	2	5	1	0	2	1	9
West Liberty	33	4-8	.500	0-0	—	2-3	.667	11	1	0	1	2	0	10

Games started in **bold**

AJAYI'S 2021-22 GAME-BY-GAME STATISTICS (AT MERCYHURST)

Opponent	Min.	FG-A	Pct.	3FG-A	Pct.	FT-A	Pct.	RB	PF	A	TO	B	S	PTS
Bowie St.	12	3-5	.600	0-0	—	2-3	.667	2	5	0	1	0	0	8
Fayetteville St.	10	1-2	.500	0-0	—	0-0	—	3	2	0	0	0	0	2
Daeman	10	1-4	.250	0-0	—	0-0	—	0	2	0	0	0	0	2
D'Youville	12	4-6	.667	0-0	—	0-0	—	9	2	0	0	0	2	8
Bry & Strat	15	5-6	.833	0-0	—	1-2	.500	8	2	1	2	0	1	11
Shippensburg	7	0-1	.000	0-1	.000	0-0	—	1	3	0	3	1	0	0
Lock Haven	8	0-0	—	0-0	—	0-0	—	2	1	0	0	1	0	0
Le Moyne	9	0-0	—	0-0	—	0-2	.000	3	3	1	0	0	0	0
Mansfield	10	1-2	.500	0-0	—	0-0	—	5	1	0	1	0	1	2
Bloomsburg	16	3-6	.500	0-0	—	1-2	.500	6	3	0	2	0	2	7
E. Stroudsburg	11	3-4	.750	0-0	—	0-1	.000	2	2	0	0	0	0	6
Seton Hill	1	0-2	.000	0-0	—	0-0	—	1	0	0	0	0	0	0
Clarion	8	1-2	.500	0-0	—	0-0	—	0	4	0	1	0	0	2
Indiana (Pa.)	14	2-3	.667	0-0	—	0-1	.000	5	3	0	1	0	1	4
Kutztown	15	1-1	1.000	0-0	—	1-2	.500	1	3	1	0	1	2	3
Edinboro	13	1-3	.333	0-0	—	3-4	.750	4	3	0	0	1	0	5
California (Pa.)	3	0-0	—	0-0	—	0-0	—	0	2	0	1	0	0	0
Slippery Rock	10	0-0	—	0-0	—	0-1	.000	4	5	0	4	0	0	0
Pitt-Johnstown	15	1-4	.250	0-0	—	1-2	.500	4	1	0	1	2	0	3
Indiana (Pa.)	17	1-1	1.000	0-0	—	2-4	.500	6	2	1	0	0	1	4
Seton Hill	15	0-1	.000	0-0	—	0-2	.000	4	4	0	0	5	1	0
Clarion	25	2-5	.400	0-0	—	1-2	.500	12	3	0	1	1	0	5
Gannon	19	3-4	.750	0-0	—	0-0	—	3	3	0	0	1	0	6
Pitt-Johnstown	10	0-1	.000	0-0	—	0-0	—	4	5	0	2	0	2	0
Edinboro	22	2-6	.333	0-0	—	1-6	.167	4	1	1	0	1	1	5
California (Pa.)	24	6-6	1.000	0-0	—	0-1	.000	4	3	0	1	0	1	12
Slippery Rock	12	1-2	.500	0-0	—	0-0	—	2	4	0	0	1	0	2
Pitt-Johnstown	26	1-2	.500	0-0	—	0-0	—	9	3	0	0	2	2	2
Millersville	21	0-0	—	0-0	—	0-2	.000	3	1	0	1	0	1	0
Millersville	16	0-3	.000	0-0	—	1-2	.500	5	5	1	0	1	0	1
Indiana (Pa.)	24	2-2	1.000	0-0	—	1-2	.500	4	5	0	2	3	0	5
Games started in bold														

#13 • JOSH BASCOE • SENIOR • GUARD • 6-0 • 180 • MILTON, ONTARIO • VERMONT ACADEMY [VT.]**2023-24**

Enjoyed a breakout junior year, when he was one of the Patriot League's most improved players ... played in 24 games with 15 starts, missing nine games due to a lower leg injury ... averaged 9.4 points, 3.6 assists, 2.3 rebounds in 30.3 minutes per game ... shot 43.3 FG%, 35.4 3FG%, 79.5 FT% ... handed out then-career-high 8 asst. on opening night vs. Delaware ... 1st career double-digit scoring game at Penn with 10 pts., 4 asst. ... followed that up with 15 pts. (5-7 FG, 3-3 3FG, 2-2 FT) in win at Niagara ... scored 12 of 15 in 2nd half, including 2 big shots late in the game ... made first start of season at No. 9 Duke and matched career high with 8 asst. in 37 min. ... first career 20-pt. game (6-11 FG, 1-3 3FG, 7-8 FT) in win over Southern Indiana ... 16 of 20 pts. came in 2nd half ... 7 pts., 8 asst. at St. Bonaventure ... team-high 14 pts. at Marist ... 14 pts., all in 1st half, along with 6 asst. vs. Princeton ... huge role in the win at Penn State with 11 pts., 10 asst., 5 reb., 3 stl. ... first Bison since Steven Kaspar in 2013-14 to have a 10/10/5/3 game ... set new career high with 21 pts. along with 3 asst., 0 TOs in 35 min. in win over Holy Cross ... 2G later surpassed that career best with 23 pts. (9-11 FG, 3-3 3FG, 2-2 FT) in sensational performance at Lehigh ... scored 18 pts. in 1st half to help Bison to 17-pt. lead ... suffered a left leg injury early in the game at Boston University ... missed 9G before returning at Holy Cross on 2/21 ... scored 12 pts. (5-9 FG, 2-4 3FG) in PL Tournament semifinal game at Colgate.

**2022-23**

Backup point guard played in 26 games with two starts ... starts came against Marist and Loyola ... averaged 11.0 minutes per game and tallied 2.1 ppg, 1.9 rpg, 1.7 apg ... productive 19 min. off bench in season-opener, with 8 pts, 4 reb., 5 asst. vs. Lebanon Valley ... had 4 pts., 5 asst., 2 stl. in 16 min. in win over Saint Francis ... hit a pair of 3FGs at La Salle.

2021-22

Appeared in 28 games off the bench as a freshman point guard ... averaged 6.8 minutes per game and recorded 34 points, 30 rebounds, 13 assists ... shot 45.7 FG% ... made collegiate debut with solid 6 min. off bench at N.C. State ... had an asst. and 2 reb. ... scored first 7 career pts. at Illinois State, hitting all 3 FGA, including a 3FG.

HIGH SCHOOL/PERSONAL

Born March 11, 2002 in Guelph, Ontario ... parents are Shane and Mary Beth Bascoe ... has a younger sister, Jasmine ... father played professionally in Slovakia and Slovenia ... mother played collegiately at the University of Guelph ... lettered three times each in basketball and baseball at Vermont Academy ... captain of the basketball team ... named a Lakes Region All-Star after averaging better than 17 points per game as a junior ... transferred to prep basketball power Putnam Science Academy in Connecticut as a senior ... played AAU ball with Middlesex Magic ... majoring in sociology.

BASCOE'S CAREER HIGHS

Points:	23	at Lehigh	1/10/2024
Rebounds:	7	at NJIT	12/3/2022
Assists:	10	at Penn State	12/2/2023
Steals:	4	vs. Navy	1/25/2023
Blocks:	1	at Colgate	2/2/2022
FG Made:	9	at Lehigh	1/10/2024
FG Attempted:	14	vs. Holy Cross	1/3/2024
3-pt FG Made:	3	four times	
3-pt FG Attempted:	7	at Marist	11/25/2023
FT Made:	7	vs. Southern Indiana	11/20/2023
FT Attempted:	8	twice	

BASCOE'S SEASON HIGHS

Points:	0
Rebounds:	0
Assists:	0
Steals:	0
Blocks:	0
FG Made:	0
FG Attempted:	0
3-pt FG Made:	0
3-pt FG Attempted:	0
FT Made:	0
FT Attempted:	0

BASCOE'S CAREER STATISTICS

				Field Goals		3-Point		F-Throws		Rebounds										Scoring	
SEASON	TEAM	GP-GS	MIN/AVG	FG-FGA	FG%	3FG-3FGA	3FG%	FT-FTA	FT%	OFF	DEF	TOT	AVG	PF-FO	A	TO	BLK	STL	PTS	AVG	
2021-22	Buck	29-0	198/6.8	16-35	.457	2-9	.222	0-2	.000	2	28	30	1.0	19-0	13	19	1	6	34	1.2	
2022-23	Buck	26-2	287/11.0	19-59	.322	5-23	.217	12-16	.750	7	43	50	1.9	26-0	44	36	0	10	55	2.1	
2023-24	Buck	24-15	728/30.3	81-187	.433	28-79	.354	35-44	.795	6	50	56	2.3	44-1	87	60	0	18	225	9.4	
TOTAL		79-17	1213/15.4	116-281	.413	35-111	.315	47-62	.758	15	121	136	1.7	89-1	144	115	1	34	314	4.0	

JOSH BASCOE'S CAREER GAME-BY-GAME

BASCOE'S 2024-25 GAME-BY-GAME STATISTICS

Opponent	Min.	FG-A	Pct.	3FG-A	Pct.	FT-A	Pct.	RB	PF	A	TO	B	S	PTS
Delaware														
So. Indiana														
Kentucky														
Mt. St. Mary's														
Richmond														
NJIT														
Rider														
Maryland														
Siena														
St. Bona														
Radford														
Gonzaga														
Syracuse														
Lehigh*														
Colgate*														
Lafayette*														
American*														
Holy Cross*														
Navy*														
Colgate*														
Boston U.*														
Loyola*														
Navy*														
American*														
Army*														
Boston U.*														
Lafayette*														
Lehigh*														
Army*														
Loyola*														
Holy Cross*														

* Patriot League game ^ Patriot League Tournament Games started in **bold**

BASCOE'S 2023-24 GAME-BY-GAME STATISTICS

Opponent	Min.	FG-A	Pct.	3FG-A	Pct.	FT-A	Pct.	RB	PF	A	TO	B	S	PTS
Delaware	21	0-3	.000	0-1	.000	0-0	—	1	2	8	1	0	0	0
Penn	26	3-8	.375	0-2	.000	4-4	1.000	0	0	4	2	0	0	10
Niagara	19	5-7	.714	3-3	1.000	2-2	1.000	3	4	1	2	0	0	15
La Salle	23	1-5	.200	1-2	.500	0-0	—	2	5	3	4	0	0	3
Duke	37	1-3	.333	0-0	—	0-0	—	2	0	8	3	0	1	2
So. Indiana	37	6-11	.545	1-3	.333	7-8	.875	3	2	3	8	0	2	20
St. Bona	38	3-4	.750	0-1	.000	1-2	.500	1	2	8	4	0	1	7
Marist	28	5-11	.455	3-7	.429	1-1	1.000	3	1	3	2	0	0	14
Princeton	34	6-11	.545	2-3	.667	0-0	—	4	0	6	5	0	0	14
Penn St.	36	3-7	.429	1-4	.250	4-6	.667	5	2	10	4	0	3	11
Radford	37	2-9	.222	1-3	.333	0-0	—	3	1	4	3	0	2	5
Merrimack	31	3-10	.300	0-4	.000	0-0	—	1	2	2	6	0	0	6
St. Peter's	38	3-8	.375	1-4	.250	2-3	.667	6	4	5	1	0	0	9
Holy Cross*	35	7-14	.500	2-5	.400	5-7	.714	4	1	3	0	0	1	21
American*	36	2-8	.250	0-1	.000	2-3	.667	2	2	2	2	0	0	6
Lehigh*	38	9-11	.818	3-3	1.000	2-2	1.000	2	2	2	2	0	3	23
Colgate*	39	3-8	.375	1-4	.250	3-4	.750	2	3	1	4	0	2	10
Boston U.*	4	0-2	.000	0-1	.000	0-0	—	1	0	0	0	0	0	0
Lafayette*	DNP—INJ													
Navy*	DNP—INJ													
Army*	DNP—INJ													
Loyola*	DNP—INJ													
American*	DNP—INJ													
Navy*	DNP—INJ													
Boston U.*	DNP—INJ													
Lehigh*	DNP—INJ													
Colgate*	DNP—INJ													
Holy Cross*	22	1-8	.125	0-6	.000	0-0	—	0	1	3	0	0	1	2
Army*	26	4-7	.571	3-5	.600	0-0	—	3	1	3	1	0	0	11
Loyola*	28	4-9	.444	2-6	.333	0-0	—	2	2	3	0	0	1	10
Lafayette*	30	4-8	.500	1-3	.333	0-0	—	2	0	3	2	0	0	9
American^	34	1-6	.167	1-4	.250	2-2	1.000	2	4	1	1	0	1	5
Colgate^	31	5-9	.556	2-4	.500	0-0	—	2	3	1	3	0	0	12

* Patriot League game ^ Patriot League Tournament Games started in **bold**

BASCOE'S 2022-23 GAME-BY-GAME STATISTICS

Opponent	Min.	FG-A	Pct.	3FG-A	Pct.	FT-A	Pct.	RB	PF	A	TO	B	S	PTS
Leb. Valley	19	3-6	.500	1-4	.250	1-2	.500	4	3	5	1	0	1	8
Niagara	14	1-3	.333	0-0	—	1-1	1.000	2	2	4	0	0	0	3
St. Peter's	17	1-1	1.000	0-0	—	2-2	1.000	4	0	2	3	0	0	4
Georgia	11	2-4	.500	0-2	.000	0-0	—	2	3	0	3	0	2	4
Presbyterian	15	0-1	.000	0-0	—	0-0	—	2	0	3	4	0	0	0
Austin Peay	16	2-3	.667	0-1	.000	0-0	—	5	1	0	1	0	0	4
Marist	12	0-4	.000	0-1	.000	0-0	—	4	0	1	1	0	0	0
St. Francis	16	2-6	.333	0-0	—	0-0	—	1	0	5	0	0	2	4
NJIT	18	1-7	.143	1-4	.250	2-2	1.000	7	0	2	1	0	0	5
La Salle	14	2-5	.400	2-2	1.000	0-0	—	0	1	1	0	0	0	6
Merrimack	11	0-1	.000	0-1	.000	0-0	—	1	3	2	3	0	0	0
Richmond	6	1-1	1.000	0-0	—	0-0	—	1	0	2	0	0	0	2
Rutgers	6	1-1	1.000	1-1	1.000	0-0	—	0	1	1	1	0	0	3
Holy Cross*	4	0-0	—	0-0	—	0-0	—	0	0	1	1	0	0	0
Boston U.*	5	1-1	1.000	0-0	—	0-0	—	0	0	0	0	0	0	2
Lehigh*	8	0-0	—	0-0	—	0-0	—	0	2	1	0	0	0	0
Lafayette*	14	0-1	.000	0-1	.000	0-1	.000	2	0	4	3	0	0	0
Loyola*	7	0-1	.000	0-0	—	0-0	—	0	1	0	2	0	0	0
Colgate*	11	1-3	.333	0-2	.000	0-0	—	4	0	1	2	0	0	2
Army*	6	0-1	.000	0-0	—	0-0	—	2	3	1	2	0	0	0
Holy Cross*	9	1-1	1.000	0-0	—	0-0	—	2	3	0	0	0	0	2
Navy*	12	0-2	.000	0-1	.000	6-8	.750	1	0	4	1	0	4	6
Loyola*	30	0-5	.000	0-3	.000	0-0	—	6	3	3	6	0	0	0
American*	2	0-0	—	0-0	—	0-0	—	0	0	1	0	0	0	0
Army*	DNP													
Navy*	DNP													
Colgate*	1	0-0	—	0-0	—	0-0	—	0	0	0	0	0	0	0
American*	DNP													
Boston U.*	DNP													
Lehigh*	2	0-1	.000	0-0	—	0-0	—	0	0	0	0	0	0	0
Lafayette*	DNP													
American^	DNP													

* Patriot League game ^ Patriot League Tournament Games started in **bold**

BASCOE'S 2021-22 GAME-BY-GAME STATISTICS

Opponent	Min.	FG-A	Pct.	3FG-A	Pct.	FT-A	Pct.	RB	PF	A	TO	B	S	PTS
NC State	6	0-0	—	0-0	—	0-0	—	2	0	1	1	0	0	0
Penn	4	0-0	—	0-0	—	0-0	—	2	0	0	1	0	0	0
Rider	4	0-0	—	0-0	—	0-0	—	1	1	0	1	0	0	0
Illinois State	13	3-3	1.000	1-1	1.000	0-0	—	0	0	1	1	0	0	7
Mercer	14	0-1	.000	0-0	—	0-2	.000	2	1	0	3	0	0	0
Rider	2	0-1	.000	0-1	.000	0-0	—	1	0	1	1	0	0	0
Siena	2	0-0	—	0-0	—	0-0	—	0	1	0	2	0	0	0
St. Francis	9	0-0	—	0-0	—	0-0	—	1	1	0	0	0	0	0
Hofstra	5	0-0	—	0-0	—	0-0	—	0	1	2	1	0	0	0
Princeton	7	2-2	1.000	1-1	1.000	0-0	—	0	0	1	0	0	0	5
La Salle	12	0-1	.000	0-0	—	0-0	—	1	2	1	3	0	2	0
Richmond	11	1-3	.333	0-0	—	0-0	—	4	0	1	1	0	0	2
Boston U.*	8	1-2	.500	0-0	—	0-0	—	0	0	0	0	0	0	2
Army*	6	0-2	.000	0-0	—	0-0	—	0	3	1	0	0	1	0
Navy*	DNP													
Loyola*	DNP													
Lehigh*	9	2-3	.667	0-0	—	0-0	—	0	1	0	0	0	0	4

#12 • QUIN BERGER • JUNIOR • GUARD • 6-2 • 195 • MALVERN, PA. • WESTTOWN SCHOOL • SAINT JOSEPH'S U.**2024-25**

Suffered an ACL tear in preseason workouts and will miss the 2024-25 season.

2023-24


Appeared in 24 games off the bench, missing nine due to a mid-season wrist injury, in his first season at Bucknell ... totaled 43 points, 22 rebounds, 5 assists while playing 12.3 minutes per game ... first career points came on a 3FG at Penn ... hit a pair of 3FGs in 25 min. of action in win over Southern Indiana ... 8 pts. in 19 min. at Marist ... hit one of the biggest shots of the game in the win at Penn State, a corner 3FG with 1:35 left that stretched the lead from 3 to 6.

2022-23 (at Saint Joseph's)

Appeared in five games, totaling 11 minutes as a reserve guard ... made his collegiate debut against No. 3 Houston at the Veterans Classic at Navy.

HIGH SCHOOL/PERSONAL

Born Dec. 7, 2003 in Wynnewood, Pa. ... parents are Seth and Christelle Berger ... has two older brothers, Cole and TJ ... Cole was an All-Patriot League golfer at Lafayette, and TJ is currently on the Lafayette men's basketball team ... mother competed in track and field at Penn, held the school record in the 100m hurdles for 30 years, and is in the Big 5 Hall of Fame ... 2022 graduate of Westtown School, where his father was the basketball coach ... two-year team captain and 1,000-point scorer at Westtown ... two-time PAISAA All-State honoree, making the Second Team as a senior and Third Team as a junior ... two-time First Team All-FSL selection ... averaged 15 points, 5 rebounds, 4 assists as a senior while helping the team to a second straight PAISAA state title ... team also won the 2022 Friends League title ... also competed in track and field for one season and helped set the school's 4x100-meter relay record on the way to a league title.

**BERGER'S CAREER HIGHS**

Points:	8	at Marist	11/25/2023
Rebounds:	4	at American	2/3/2024
Assists:	1	five times	
Steals:	2	twice	
Blocks:	1	vs. Army	2/25/2024
FG Made:	2	twice	
FG Attempted:	5	at Marist	11/25/2023
3-pt FG Made:	2	twice	
3-pt FG Attempted:	5	at Marist	11/25/2023
FT Made:	2	twice	
FT Attempted:	2	twice	

BERGER'S SEASON HIGHS

Points:	0
Rebounds:	0
Assists:	0
Steals:	0
Blocks:	0
FG Made:	0
FG Attempted:	0
3-pt FG Made:	0
3-pt FG Attempted:	0
FT Made:	0
FT Attempted:	0

BERGER'S CAREER STATISTICS

SEASON	TEAM	GP-GS	MIN/AVG	Field Goals		3-Point		F-Throws		Rebounds				Scoring						
				FG-FGA	FG%	3FG-3FGA	3FG%	FT-FTA	FT%	OFF	DEF	TOT	AVG	PF-FO	A	TO	BLK	STL	PTS	AVG
2022-23	SJU	5-0	11/2.2	0-3	.000	0-3	.000	0-0	.000	0	0	0	0.0	1-0	0	1	0	0	0	0.0
2023-24	Buck	24-0	296/12.3	14-40	.350	11-36	.306	4-4	1.000	3	19	22	0.9	24-0	5	10	1	8	43	1.8
TOTAL FOR Buck		24-0	296/12.3	14-40	.350	11-36	.306	4-4	1.000	3	19	22	0.9	24-0	5	10	1	8	43	1.8
TOTAL		29-0	307/10.6	14-43	.326	11-39	.282	4-4	1.000	3	19	22	0.8	25-0	5	11	1	8	43	1.5

QUINN BERGER'S CAREER GAME-BY-GAME

BERGER'S 2024-25 GAME-BY-GAME STATISTICS

Opponent	Min.	FG-A	Pct.	3FG-A	Pct.	FT-A	Pct.	RB	PF	A	TO	B	S	PTS
Delaware														
So. Indiana														
Kentucky														
Mt. St. Mary's														
Richmond														
NJIT														
Rider														
Maryland														
Siena														
St. Bona														
Radford														
Gonzaga														
Syracuse														
Lehigh*														
Colgate*														
Lafayette*														
American*														
Holy Cross*														
Navy*														
Colgate*														
Boston U.*														
Loyola*														
Navy*														
American*														
Army*														
Boston U.*														
Lafayette*														
Lehigh*														
Army*														
Loyola*														
Holy Cross*														

* Patriot League game ^ Patriot League Tournament Games started in **bold**

BERGER'S 2023-24 GAME-BY-GAME STATISTICS

Opponent	Min.	FG-A	Pct.	3FG-A	Pct.	FT-A	Pct.	RB	PF	A	TO	B	S	PTS
Delaware	8	0-2	.000	0-2	.000	0-0	—	1	0	0	0	0	1	0
Penn	12	1-2	.500	1-2	.500	0-0	—	1	4	0	1	0	2	3
Niagara	11	0-2	.000	0-2	.000	0-0	—	0	0	0	0	0	1	0
La Salle	14	0-1	.000	0-1	.000	0-0	—	0	2	1	1	0	0	0
Duke	9	1-2	.500	1-2	.500	0-0	—	1	1	0	2	0	0	3
So. Indiana	25	2-3	.667	2-3	.667	0-0	—	1	2	0	0	0	1	6
St. Bona	18	1-2	.500	1-2	.500	0-0	—	1	0	0	1	0	0	3
Marist	19	2-5	.400	2-5	.400	2-2	1.000	1	2	1	1	0	0	8
Princeton	20	1-1	1.000	1-1	1.000	0-0	—	1	0	0	1	0	0	3
Penn St.	17	1-1	1.000	1-1	1.000	0-0	—	3	0	0	0	0	0	3
Radford	10	0-3	.000	0-2	.000	0-0	—	0	1	0	0	0	0	0
Merrimack	1	0-0	—	0-0	—	0-0	—	0	0	0	0	0	0	0
St. Peter's	DNP—INJ													
Holy Cross*	DNP—INJ													
American*	DNP—INJ													
Lehigh*	DNP—INJ													
Colgate*	DNP—INJ													
Boston U.*	DNP—INJ													
Lafayette*	DNP—INJ													
Navy*	DNP—INJ													
Army*	DNP—INJ													
Loyola*	11	0-1	.000	0-1	.000	0-0	—	3	2	0	0	0	0	0
American*	20	0-1	.000	0-1	.000	0-0	—	4	0	1	0	0	2	0
Navy*	12	1-1	1.000	1-1	1.000	2-2	1.000	0	1	0	0	0	0	5
Boston U.*	14	1-4	.250	1-4	.250	0-0	—	1	1	0	1	0	0	3
Lehigh*	23	1-2	.500	0-1	.000	0-0	—	2	4	1	1	0	0	2
Colgate*	12	0-1	.000	0-1	.000	0-0	—	0	2	0	0	0	0	0
Holy Cross*	9	0-1	.000	0-1	.000	0-0	—	0	0	1	0	0	0	0
Army*	12	1-1	1.000	0-0	—	0-0	—	0	2	0	0	1	1	2
Loyola*	11	0-2	.000	0-2	.000	0-0	—	0	0	0	1	0	0	0
Lafayette*	4	0-0	—	0-0	—	0-0	—	0	0	0	0	0	0	0
American^	4	1-2	.400	0-1	.000	0-0	—	1	0	0	0	0	0	2
Colgate^	1	0-0	—	0-0	—	0-0	—	1	0	0	0	0	0	0

* Patriot League game ^ Patriot League Tournament Games started in **bold**

BERGER'S 2022-23 GAME-BY-GAME STATISTICS (AT SAINT JOE'S)

Opponent	Min.	FG-A	Pct.	3FG-A	Pct.	FT-A	Pct.	RB	PF	A	TO	B	S	PTS
Houston	3	0-2	.000	0-2	.000	0-0	—	0	0	0	0	0	0	0
Lafayette	DNP													
UAlbany	DNP													
Georgia	DNP													
South Florida	3	0-0	—	0-0	—	0-0	—	0	0	0	0	0	0	0
Penn	DNP													
FDU	DNP													
Temple	DNP													
Saint Peter's	DNP													
Villanova	DNP													
Sacred Heart	3	0-1	.000	0-1	.000	0-0	—	0	1	0	0	0	0	0
Central Conn.	1	0-0	—	0-0	—	0-0	—	0	0	0	1	0	0	0
Saint Louis	DNP													
Dayton	1	0-0	—	0-0	—	0-0	—	0	0	0	0	0	0	0
Fordham	DNP													
Duquesne	DNP													
Loyola Chic.	DNP													
La Salle	DNP													
UMass	DNP													
GW	DNP													
George Mason	DNP													
Rhode Island	DNP													
La Salle	DNP													
Loyola Chic.	DNP													
GW	DNP													
Duquesne	DNP													
Davidson	DNP													
VCU	DNP													
St. Bona	DNP													
Richmond	DNP													
Loyola Chic.	DNP													
GW	DNP													
Dayton	DNP													


Games started in **bold**

#22 • RUOT BIJIEK • JUNIOR • FOWARD • 6-9 • 190 • WAUKEE, IOWA • VALLEY**2023-24**

Played in all 33 games with 32 starts at the 4 spot ... averaged 7.2 points, 3.2 rebounds, 1.1 assists per game ... shot 35.8 FG%, 30.3 3FG%, 79.2 FT% ... hit double figures for first time at No. 9 Duke, scoring all 11 of his pts. in the first half ... had 10 pts., 4 stl. in home win over Southern Indiana ... scored career-high 13 pts. (4-6 FG, 4-4 FT) vs. Saint Peter's, then surpassed that with 14 pts. (4-6 3FG, 2-2 FT) in home win over Holy Cross ... scored all 14 pts. in 2H vs. Crusaders ... attempted only 3 shots but scored 12 pts. in win at Boston University ... matched career high with 4 blks. vs. Lehigh ... strong game in regular-season finale with 12 pts., 6 reb. in comeback win over Lafayette ... scored 7 big pts. in game-ending 23-6 run.

2022-23

Showed promise in his first collegiate season, playing in all 32 games with three starts ... averaged 3.6 points, 2.0 rebounds in 16.0 minutes per game ... shot 47.3 FG%, 43.2 3FG%, 68.8 FT% ... scored season-high 12 pts. on three occasions ... played 17 min. off bench on opening night against Lebanon Valley and tallied 8 pts., 3 reb., 2 blk. ... first career points came on a transition dunk ... played important minutes down the stretch in a 1-pt. win over Presbyterian ... had two big buckets late in the game and had 7 pts. (3-4 FG) in 22 min. ... set career highs with 12 pts., 7 reb. vs. Holy Cross ... later had 12 pts. vs. Army and Boston University ... also blocked 4 shots in win over Army.

**HIGH SCHOOL/PERSONAL**

Born Sept. 20, 2003 in Ames, Iowa ... son of Dual Gony and Elizabeth Ring ... one of eight siblings, along with Gony, Jal, Gatdoar, Nuer, DJ, Liakouth, Nyamaan ... Jal played basketball at North Dakota and Des Moines Area CC ... earned Second Team Class 4A All-State and First Team All-Conference honors as a senior ... led his team to a 21-4 record and a league title ... recorded a school-record 40 points in a game ... also faced high-level competition on the AAU circuit with OSA Crusaders as well as a stint with Bradley Beal Elite.

BIJIEK'S CAREER HIGHS

Points:	14	vs. Holy Cross	1/4/2024
Rebounds:	7	vs. Holy Cross	1/21/2023
Assists:	3	three times	
Steals:	4	vs. Southern Indiana	11/20/2023
Blocks:	4	twice	
FG Made:	5	twice	
FG Attempted:	11	vs. Lehigh	2/12/2024
3-pt FG Made:	4	vs. Holy Cross	1/4/2024
3-pt FG Attempted:	8	at Duke	11/17/2023
FT Made:	4	twice	
FT Attempted:	4	three times	

BIJIEK'S SEASON HIGHS

Points:	0
Rebounds:	0
Assists:	0
Steals:	0
Blocks:	0
FG Made:	0
FG Attempted:	0
3-pt FG Made:	0
3-pt FG Attempted:	0
FT Made:	0
FT Attempted:	0

BIJIEK'S CAREER STATISTICS

				Field Goals		3-Point		F-Throws		Rebounds										Scoring	
SEASON	TEAM	GP-GS	MIN/AVG	FG-FGA	FG%	3FG-3FGA	3FG%	FT-FTA	FT%	OFF	DEF	TOT	AVG	PF-FO	A	TO	BLK	STL	PTS	AVG	
2022-23	Buck	32-3	514/16.0	43-91	.473	19-44	.432	11-16	.688	21	44	65	2.0	44-0	11	22	17	9	116	3.6	
2023-24	Buck	33-32	941/28.5	77-215	.358	40-132	.303	42-53	.792	40	66	106	3.2	67-1	35	31	17	27	236	7.2	
TOTAL		65-35	1455/22.4	120-306	.392	59-176	.335	53-69	.768	61	110	171	2.6	111-1	46	53	34	36	352	5.4	

RUOT BIJIEK'S CAREER GAME-BY-GAME

BIJIEK'S 2024-25 GAME-BY-GAME STATISTICS

Opponent	Min.	FG-A	Pct.	3FG-A	Pct.	FT-A	Pct.	RB	PF	A	TO	B	S	PTS
Delaware														
So. Indiana														
Kentucky														
Mt. St. Mary's														
Richmond														
NJIT														
Rider														
Maryland														
Siena														
St. Bona														
Radford														
Gonzaga														
Syracuse														
Lehigh*														
Colgate*														
Lafayette*														
American*														
Holy Cross*														
Navy*														
Colgate*														
Boston U.*														
Loyola*														
Navy*														
American*														
Army*														
Boston U.*														
Lafayette*														
Lehigh*														
Army*														
Loyola*														
Holy Cross*														

* Patriot League game ^ Patriot League Tournament Games started in **bold**

BIJIEK'S 2023-24 GAME-BY-GAME STATISTICS

Opponent	Min.	FG-A	Pct.	3FG-A	Pct.	FT-A	Pct.	RB	PF	A	TO	B	S	PTS
Delaware	24	2-4	.500	2-4	.500	0-0	—	5	3	0	2	0	0	6
Penn	26	0-6	.000	0-2	.000	1-2	.500	1	3	0	1	3	0	1
Niagara	30	2-7	.286	0-3	.000	2-2	1.000	1	4	1	1	0	1	6
La Salle	22	1-7	.143	0-6	.000	2-3	.667	2	5	1	0	1	0	4
Duke	28	4-10	.400	3-8	.375	0-0	—	3	1	1	1	0	1	11
So. Indiana	36	3-9	.333	2-5	.400	2-2	1.000	1	2	2	2	0	4	10
St. Bona	36	3-9	.333	1-6	.167	0-0	—	4	2	1	0	0	0	7
Marist	23	3-9	.333	2-7	.286	2-2	1.000	1	0	1	0	1	1	10
Princeton	32	2-6	.333	1-3	.333	2-2	1.000	0	1	0	1	0	0	7
Penn St.	37	3-8	.375	2-4	.500	0-0	—	4	4	2	1	0	2	8
Radford	31	2-7	.286	2-5	.400	0-0	—	3	2	1	2	1	0	6
Merrimack	24	2-4	.500	0-1	.000	1-2	.500	5	0	1	0	0	1	5
St. Peter's	30	4-6	.667	1-3	.333	4-4	1.000	2	4	0	1	0	1	13
Holy Cross*	34	4-6	.667	4-6	.667	2-2	1.000	5	1	3	0	2	2	14
American*	25	3-8	.375	2-7	.286	1-1	1.000	5	2	1	0	1	1	9
Lehigh*	30	1-7	.143	1-4	.250	2-2	1.000	3	2	0	1	0	2	5
Colgate*	28	3-6	.500	2-5	.400	0-0	—	1	3	2	0	2	0	8
Boston U.*	33	2-3	.667	2-3	.667	6-6	1.000	5	2	1	1	0	1	12
Lafayette*	37	1-6	.167	0-1	.000	2-2	1.000	3	1	2	2	1	1	4
Navy*	22	0-4	.000	0-3	.000	2-2	1.000	3	3	2	1	0	0	2
Army*	27	3-7	.429	2-4	.500	3-4	.750	3	2	1	1	0	1	11
Loyola*	26	2-4	.500	1-3	.333	0-2	.000	3	1	1	2	0	0	5
American*	37	1-4	.250	1-3	.333	0-0	—	3	2	0	1	0	0	3
Navy*	29	4-7	.571	2-4	.500	1-2	.500	4	2	0	1	0	2	11
Boston U.*	26	1-4	.250	1-3	.333	3-4	.750	9	2	2	2	0	0	6
Lehigh*	39	3-11	.273	0-5	.000	0-1	.000	5	1	2	2	4	0	6
Colgate*	32	2-8	.250	1-4	.250	2-2	1.000	6	1	3	1	0	0	7
Holy Cross*	23	4-10	.400	2-7	.286	0-0	—	3	2	0	0	0	2	10
Army*	19	1-4	.250	0-2	.000	0-0	—	3	0	0	1	0	0	2
Loyola*	22	2-4	.500	1-2	.500	0-0	—	3	1	0	2	0	2	5
Lafayette*	24	5-10	.500	0-2	.000	2-4	.500	6	2	1	1	0	1	12
American^	23	2-6	.333	1-4	.250	0-0	—	6	3	3	0	1	0	5
Colgate^	27	2-4	.500	1-3	.333	0-0	—	4	2	0	0	0	1	5

* Patriot League game ^ Patriot League Tournament Games started in **bold**


BIJIEK'S 2022-23 GAME-BY-GAME STATISTICS

Opponent	Min.	FG-A	Pct.	3FG-A	Pct.	FT-A	Pct.	RB	PF	A	TO	B	S	PTS
Leb. Valley	17	3-5	.600	2-3	.667	0-1	.000	3	0	1	0	2	0	8
Niagara	6	0-0	—	0-0	—	0-0	—	1	0	0	0	0	0	0
St. Peter's	7	1-2	.500	1-2	.500	1-2	.500	0	0	0	0	1	0	4
Georgia	9	0-2	.000	0-2	.000	0-0	—	1	0	0	0	0	0	0
Presbyterian	22	3-4	.750	1-1	1.000	0-0	—	3	2	0	0	0	0	7
Austin Peay	19	2-4	.500	1-2	.500	1-1	1.000	1	2	2	0	1	0	6
Marist	11	0-1	.000	0-1	.000	0-0	—	0	0	0	1	0	0	0
St. Francis	10	2-3	.667	0-1	.000	0-0	—	3	1	0	1	0	0	4
NJIT	19	2-3	.667	0-0	—	0-0	—	4	2	1	0	0	1	4
La Salle	6	0-0	—	0-0	—	0-0	—	0	0	1	0	1	0	0
Merrimack	17	2-5	.400	0-0	—	0-0	—	2	1	0	3	1	0	4
Richmond	3	0-0	—	0-0	—	0-0	—	0	0	0	0	0	0	0
Rutgers	10	0-3	.000	0-1	.000	0-0	—	1	3	0	0	0	0	0
Holy Cross*	15	2-5	.400	1-3	.333	0-0	—	1	3	0	1	0	0	5
Boston U.*	3	0-0	—	0-0	—	0-0	—	0	1	0	0	0	0	0
Lehigh*	18	2-3	.667	0-1	.000	0-1	.000	3	3	1	1	0	1	4
Lafayette*	31	1-3	.333	1-3	.333	0-0	—	3	3	0	2	0	0	3
Loyola*	12	0-1	.000	0-1	.000	2-3	.667	1	4	0	1	0	1	2
Colgate*	9	0-0	—	0-0	—	0-0	—	0	0	0	0	0	0	0
Army*	27	2-6	.333	1-2	.500	0-0	—	3	1	0	0	0	1	5
Holy Cross*	28	5-7	.714	1-2	.500	1-2	.500	7	2	2	0	1	0	12
Navy*	19	0-3	.000	0-2	.000	0-0	—	1	0	0	2	0	0	0
Loyola*	17	1-4	.250	1-4	.250	0-0	—	2	2	0	0	1	0	3
American*	28	2-4	.500	1-1	1.000	0-0	—	3	1	1	1	2	1	5
Army*	29	3-7	.429	2-5	.400	4-4	1.000	2	2	0	0	4	2	12
Navy*	22	1-2	.500	1-1	1.000	0-0	—	3	2	1	2	1	0	3
Colgate*	17	3-3	1.000	2-2	1.000	0-0	—	4	1	0	2	1	2	8
American*	22	0-0	—	0-0	—	0-0	—	3	2	1	2	0	0	0
Boston U.*	21	4-6	.667	2-2	1.000	2-2	1.000	4	3	0	2	0	0	12
Lehigh*	27	2-2	1.000	1-1	1.000	0-0	—	6	1	0	1	1	0	5
Lafayette*	11	0-2	.000	0-1	.000	0-0	—	0	1	0	0	0	0	0
American^	4	0-1	.000	0-0	—	0-0	—	0	0	0	0	0	0	0

* Patriot League game ^ Patriot League Tournament Games started in **bold**

#5 • ELVIN EDMONDS IV • SENIOR • GUARD • 6-2 • 190 • HOPEWELL, VA. • HOPEWELL**2023-24**

Played in 27 games with 26 starts, missing 6G early in season with a knee injury ... averaged 10.8 points, 3.4 rebounds, 4.4 assists, 1.4 steals in 34.3 minutes per game ... shot 41.6 FG%, 28.4 3FG%, 76.8 FT% ... ranked 3rd in PL in assists, 5th in steals, 15th in scoring, 2nd in minutes ... standout performance in win at Niagara with 15 pts., 6 asst., 2 stl. ... suffered injury late in first half at La Salle and missed the next 6G ... returned vs. Radford on 12/16 and had 9 pts., 3 asst., in 24 min. off bench ... strong all-around game in win over Holy Cross with 14 pts., 5 reb., 6 asst., 2 stl. ... filled the stat sheet with 17 pts. (7-13 FG), 5 reb., 5 asst., 2 stl. vs. Colgate ... huge game in win at Boston University with 12 pts., 7 reb., career-high 10 asst. ... had another 10-asst. game 10 days later in a win at Army ... went 4-9 3FG and scored 17 pts. at American ... big game in win at Navy with 14 pts., 12 asst., 3 stl. ... hit 3 3FGs in 2H to spark a comeback ... 17 pts. (7-13 FG) in home game vs. Boston U ... huge game in home OT loss to Lehigh with career highs 20 pts., 10 asst. ... scored all 13 of his pts. in 2H in PL Tourney win at American.

**2022-23**

Played in 31 games with 21 starts, missing one game due to injury ... averaged 6.3 ppg, 2.5 rpg, 2.0 apg in 26.0 mpg ... shot 41.8FG%, 35.2 3FG%, 71.1 FT% ... scored in double figures six times ... big night in opener vs. Lebanon Valley with 18 pts. (6-7 3FG), 8 asst. in 22 min. ... scored all 12 of his pts. in 2nd half in home win over Niagara ... hit 2-3 3FG for an 8-10 start to the season ... went 3-5 3FG and finished with 11 pts., 4 asst. in home win over Saint Francis ... 10 pts. in Patriot League Tournament game at American.

2021-22

Turned in a productive rookie season, playing in all 32 games with 22 starts ... averaged 5.9 ppg, 2.4 rpg, 2.3 apg while playing 27.4 mpg ... shot 42.2 FG%, 34.1 3FG%, 90.0 FT% ... second on team with 31 steals ... tallied 5 pts. (2-3 FG, 1-1 3FG) in 18 min. in career debut at N.C. State ... hit double figures for the first time with 10 pts. (4-8 FG, 2-4 3FG) vs. Penn ... all 7 pts. in win vs. Rider came in final 8:25 ... big game at Illinois State with 18 pts. (3-6 FG, 2-4 3FG, 10-11 FT), 5 asst., in 30 min. ... grabbed an offensive reb. and stuck it back in at the final buzzer of regulation to force OT ... made 1st career start vs. La Salle and scored 9 pts. on 3-4 3FG ... went 4-4 FG and scored 10 pts. in 17 min. at Colgate ... 11 pts., 4 asst., team-high 6 reb. vs. Lafayette ... strong game in home win over Boston U. with 13 pts. (4-5 FG, 5-5 FT), 4 asst., 2 blk., 2 stl. ... scored 9 pts. in last 5:50 of close game ... 8 pts. in PL Tournament win at Lafayette, including big 3FG with 3:33 left in regulation.

PERSONAL/HIGH SCHOOL

Son of Elvin and Jackie Edmonds ... has three sisters, Imani, Alexis and Erin ... Imani was a member of the women's basketball team at Navy ... both parents played basketball at St. Paul's College in Virginia ... his father was his coach at Hopewell High School, and his mother coaches the Hopewell girls' basketball team ... graduated as his school's all-time leader in points (1,662) and 3-point field goals (240), despite an abbreviated senior year due to COVID-19 ... earned three First Team All-State and one Second Team All-State honors ... twice named Region 3A Player of the Year ... four-time All-Metro and All-Region ... named Richmond Times-Dispatch Player of the Year as a senior, when he led his team to the Class 3 state championship while averaging 25.9 points, 5.5 rebounds, 5.0 assists, 4.3 steals per game ... shot 56.3 FG%, 36.1 3FG% and 92.3 FT% ... en route to the state title scored 30 points in the regional final, 30 in the state semifinal and 18 in the state title game against Abingdon ... led team to first state title since 1972 ... as a junior averaged 21.5 points, 6.8 rebounds, 3.5 assists and 2.9 steals per game ... team captured two Littlepage Classic titles and one Tri-Cities Tournament title ... played AAU ball for Team Loaded ... psychology major ... member of 2023 Patriot League Academic Honor Roll.

EDMONDS' CAREER HIGHS

Points:	20	vs. Lehigh	2/12/2024
Rebounds:	10	vs. Lehigh	2/12/2024
Assists:	12	at Navy	2/7/2024
Steals:	4	vs. American	2/9/2022
Blocks:	2	three times	
FG Made:	8	vs. Lehigh	2/12/2024
FG Attempted:	18	vs. Lehigh	2/12/2024
3-pt FG Made:	6	vs. Lebanon Valley	11/7/2022
3-pt FG Attempted:	9	at American	2/3/2024
FT Made:	10	at Illinois State	11/20/2021
FT Attempted:	11	at Illinois State	11/20/2021

EDMONDS' SEASON HIGHS

Points:	0
Rebounds:	0
Assists:	0
Steals:	0
Blocks:	0
FG Made:	0
FG Attempted:	0
3-pt FG Made:	0
3-pt FG Attempted:	0
FT Made:	0
FT Attempted:	0

EDMONDS' CAREER STATISTICS

				Field Goals		3-Point		F-Throws		Rebounds										Scoring	
SEASON	TEAM	GP-GS	MIN/AVG	FG-FGA	FG%	3FG-3FGA	3FG%	FT-FTA	FT%	OFF	DEF	TOT	AVG	PF-FO	A	TO	BLK	STL	PTS	AVG	
2021-22	Buck	32-22	878/27.4	62-147	.422	29-85	.341	36-40	.900	6	71	77	2.4	52-2	72	61	13	31	189	5.9	
2022-23	Buck	31-21	806/26.0	66-158	.418	31-88	.352	32-45	.711	7	72	79	2.5	42-0	62	50	3	22	195	6.3	
2023-24	Buck	27-26	926/34.3	104-250	.416	31-109	.284	53-69	.768	6	86	92	3.4	64-1	120	68	3	38	292	10.8	
TOTAL		90-69	2610/29.0	232-555	.418	91-282	.323	121-154	.786	19	229	248	2.8	158-3	254	179	19	91	676	7.5	

ELVIN EDMONDS' CAREER GAME-BY-GAME

EDMONDS' 2024-25 GAME-BY-GAME STATISTICS

Opponent	Min.	FG-A	Pct.	3FG-A	Pct.	FT-A	Pct.	RB	PF	A	TO	B	S	PTS
Delaware														
So. Indiana														
Kentucky														
Mt. St. Mary's														
Richmond														
NJIT														
Rider														
Maryland														
Siena														
St. Bona														
Radford														
Gonzaga														
Syracuse														
Lehigh*														
Colgate*														
Lafayette*														
American*														
Holy Cross*														
Navy*														
Colgate*														
Boston U.*														
Loyola*														
Navy*														
American*														
Army*														
Boston U.*														
Lafayette*														
Lehigh*														
Army*														
Loyola*														
Holy Cross*														

* Patriot League game ^ Patriot League Tournament Games started in **bold**

EDMONDS' 2023-24 GAME-BY-GAME STATISTICS

Opponent	Min.	FG-A	Pct.	3FG-A	Pct.	FT-A	Pct.	RB	PF	A	TO	B	S	PTS
Delaware	31	4-10	.400	1-5	.200	0-0	—	1	3	1	1	0	3	9
Penn	25	3-7	.429	2-5	.400	3-5	.600	2	3	1	1	0	1	11
Niagara	33	6-11	.545	0-2	.000	3-3	1.000	2	2	6	4	0	2	15
La Salle	14	2-4	.500	1-2	.500	0-0	—	3	0	1	0	0	0	5
Duke		DNP—INJ												
So. Indiana		DNP—INJ												
St. Bona		DNP—INJ												
Marist		DNP—INJ												
Princeton		DNP—INJ												
Penn St.		DNP—INJ												
Radford	24	2-5	.400	1-4	.250	4-4	1.000	2	1	3	2	0	1	9
Merrimack	36	3-10	.300	1-4	.250	0-0	—	4	3	2	6	0	2	7
St. Peter's	29	4-7	.571	1-3	.333	1-2	.500	1	4	5	1	0	3	10
Holy Cross*	38	3-12	.250	1-7	.143	7-7	1.000	5	5	6	4	0	2	14
American*	32	4-10	.400	2-4	.500	0-0	—	4	0	4	2	0	0	10
Lehigh*	29	1-5	.200	0-1	.000	2-2	1.000	1	4	2	3	0	1	4
Colgate*	37	7-13	.538	0-2	.000	3-3	1.000	5	4	5	4	0	2	17
Boston U.*	38	4-8	.500	2-4	.500	2-2	1.000	7	4	10	3	0	1	12
Lafayette*	42	5-11	.455	3-7	.429	0-2	.000	3	3	3	2	0	0	13
Navy*	37	3-9	.333	2-5	.500	1-3	.333	4	3	5	3	1	0	9
Army*	37	1-8	.125	1-3	.333	1-3	.333	7	2	10	3	1	1	4
Loyola*	34	1-7	.143	0-3	.000	6-8	.750	2	3	5	3	0	1	8
American*	43	6-12	.500	4-9	.444	1-1	1.000	3	2	4	2	0	2	17
Navy*	38	5-9	.556	3-5	.600	1-2	.500	4	2	12	4	0	3	14
Boston U.*	39	7-13	.538	0-4	.000	3-4	.750	3	4	5	3	0	1	17
Lehigh*	42	8-18	.444	2-6	.333	2-3	.667	10	2	4	5	1	1	20
Colgate*	38	5-13	.385	0-4	.000	0-0	—	3	3	2	1	0	3	10
Holy Cross*	35	4-6	.667	2-2	1.000	2-3	.667	3	2	2	1	0	1	12
Army*	36	3-8	.375	0-4	.000	0-0	—	3	1	3	4	1	0	6
Loyola*	28	4-7	.571	1-4	.250	0-0	—	1	0	5	1	0	3	9
Lafayette*	37	3-9	.333	0-4	.000	6-6	1.000	3	1	6	2	0	2	12
American^	35	5-9	.556	0-1	.000	3-4	.750	1	1	4	1	0	1	13
Colgate^	39	1-9	.111	1-5	.200	2-2	1.000	5	2	4	2	0	0	5

* Patriot League game ^ Patriot League Tournament Games started in **bold**

EDMONDS' 2022-23 GAME-BY-GAME STATISTICS

Opponent	Min.	FG-A	Pct.	3FG-A	Pct.	FT-A	Pct.	RB	PF	A	TO	B	S	PTS
Leb. Valley	22	6-7	.857	6-7	.857	0-0	—	1	2	8	2	0	1	18
Niagara	32	5-9	.556	2-3	.667	0-0	—	5	0	4	0	0	0	12
St. Peter's	29	2-3	.667	0-0	—	0-0	—	4	0	0	3	1	0	4
Georgia	31	3-7	.429	1-4	.250	2-2	1.000	0	1	4	4	0	1	9
Presbyterian	28	2-7	.286	0-4	.000	2-2	1.000	0	3	1	3	0	1	6
Austin Peay	26	0-2	.000	0-0	—	4-4	1.000	0	3	2	4	0	1	4
Marist	35	3-6	.500	1-2	.500	1-2	.500	3	2	1	1	0	2	8
St. Francis	25	4-7	.571	3-5	.600	0-0	—	3	1	4	1	0	0	11
NJIT	26	4-8	.500	1-5	.200	2-2	1.000	3	0	1	3	0	0	11
La Salle	32	3-3	1.000	1-1	1.000	0-0	—	4	1	4	3	0	1	7
Merrimack	29	2-2	1.000	2-2	1.000	0-0	—	8	3	2	2	0	1	6
Richmond	32	3-6	.500	3-5	.600	4-4	1.000	4	0	2	1	0	1	13
Rutgers	23	0-5	.000	0-4	.000	0-0	—	0	0	2	1	0	0	0
Holy Cross*	27	1-4	.250	0-2	.000	2-2	1.000	5	2	2	0	0	0	4
Boston U.*	29	2-8	.250	1-6	.167	0-0	—	1	0	0	3	1	0	5
Lehigh*	32	3-7	.429	1-3	.333	2-4	.500	2	1	1	2	0	2	9
Lafayette*	31	2-6	.333	1-3	.333	1-2	.500	4	2	2	3	0	3	6
Loyola*	27	2-7	.286	1-3	.333	3-4	.750	2	3	3	3	0	2	8
Colgate*	27	1-3	.333	0-1	.000	0-0	—	2	2	1	1	0	0	2
Army*	31	2-5	.400	1-3	.333	0-1	.000	5	3	3	1	1	0	5
Holy Cross*	30	3-10	.300	1-6	.167	2-5	.400	4	2	3	1	0	0	9
Navy*	22	0-2	.000	0-2	.000	0-0	—	4	1	0	1	0	1	0
Loyola*		DNP—INJ												
American*	7	0-1	.000	0-1	.000	0-1	.000	0	1	1	0	0	0	0
Army*	21	1-4	.250	1-2	.500	0-0	—	2	0	0	2	0	2	3
Navy*	17	2-5	.400	1-3	.333	0-1	.000	3	0	2	1	0	0	5
Colgate*	12	0-2	.000	0-2	.000	0-0	—	2	2	2	2	0	0	0
American*	18	3-6	.500	2-4	.500	0-0	—	3	2	1	0	0	0	9
Boston U.*	27	2-5	.400	0-2	.000	1-1	1.000	2	1	0	0	0	0	5
Lehigh*	29	1-3	.333	0-1	.000	0-0	—	2	3	4	1	0	1	2
Lafayette*	20	0-3	.000	0-1	.000	4-6	.667	0	1	2	0	0	2	4
American^	25	4-7	.571	2-4	.500	0-0	—	2	1	0	1	0	0	10

* Patriot League game ^ Patriot League Tournament Games started in **bold**

EDMONDS' 2021-22 GAME-BY-GAME STATISTICS

Opponent	Min.	FG-A	Pct.	3FG-A	Pct.	FT-A	Pct.	RB	PF	A	TO	B	S	PTS
NC State	18	2-3	.667	1-1	1.000	0-0	—	0	1	1	1	0	0	5
Penn	24	4-8	.500	2-4	.500	0-0	—	4	3	2	2	0	0	10
Rider	22	2-3	.667	1-1	1.000	2-2	1.000	3	0	4	2	1	1	7
Illinois State	30	3-6	.500	2-4	.500	10-11	.909	2	3	5	2	0	2	18
Mercer	23	0-1	.000	0-1	.000	2-2	1.000	2	4	1	3	0	0	2
Rider	25	1-5	.200	0-2	.000	3-4	.750	2	0	3	1	0	0	5
Siena	26	2-3	.667	2-2	1.000	0-0	—	2	3	2	1	0	2	6
St. Francis	13	1-4	.250	0-3	.000	0-0	—	1	3	0	1	0	0	2
Hofstra	24	0-2	.000	0-1	.000	0-0	—	2	1	4	1	0	1	0
Princeton	20	1-3	.333	1-3	.333	0-0	—	3	0	3	3	0	1	3
La Salle	24	3-4	.750	3-4	.750	0-1	.000	1	3	4	1	1	0	9
Richmond	28	2-7	.286	1-5	.200	0-0	—	2	0	2	4	0	1	5
Boston U.*	27	1-3	.333	1-3	.333	0-0	—	5	1	1	1	0	1	3
Army*	31	1-4	.250	1-2	.500	0-0	—	1	5	4	4	1	1	3
Navy*	34	4-7	.571	2-4	.500	2-2	1.000	1	2	2	1	0	0	12
Loyola*	30	2-4	.500	2-4	.500	0-0	—	3	3	2	4	0	1	6
Lehigh*	30	0-2	.000	0-1	.000	0-0	—	6	1	1	0	1	0	0
American*	30	2-7	.286	1-5	.200	2-2	1.000	3	1	1	3	0	0	7
Colgate*	30	3-8	.375	0-4	.000	0-0	—	3	2	1	2	2	1	6
Holy Cross*	22	1-4	.250	0-3	.000	0-0	—	3	1	0	3	2	1	2
Navy*	24	2-5	.400	1-3	.333	0-0	—	2	0	3	1	1	3	5
Loyola*	28	2-2	1.000	0-0	—	2-2	1.000	4	2	0	2	0	1	6
Colgate*	17	4-4	1.000	1-1	1.000	1-1	1.000	2	3	1	0	0	2	10
Lafayette*	38	2-5	.400	1-2	.500	0-0	—	2	0	2	1	0	0	5
American*	32	1-2	.500	1-2	.500	0-0	—	3	2	3	3	1	4	3
Holy Cross*	35	4-7	.571	1-2	.500	0-0	—	3	0	3	2	0	3	9
Lehigh*	30	0-2	.000	0-2	.000	1-2	.500	1	1	5	1	0	0	1
Lafayette*	39	2-9	.222	1-5	.200	6-6	1.000	6	0	4	3	1	0	11
Army*	29	0-3	.000	0-1	.000	0-0	—	1	5	0	2	0	0	0
Boston U.*	27	4-5	.800	0-1	.000	5-5	1.000	2	1	4	1	2	2	13
Lafayette^	37	3-6	.500	2-4	.500	0-0	—	2	0	2	3	0	1	8
Colgate^	30	3-9	.333	1-5	.200	0-0	—	0	1	2	2	1	1	7

#4 • JOSH FULTON • JUNIOR • GUARD • 6-6 • 200 • ATLANTA, GA. • GREATER ATLANTA CHRISTIAN**2023-24**


Missed season due to injury.

2022-23

Saw action in 20G off bench in rookie campaign ... played 5.6 minutes per game and totaled 16 pts., 16 reb. ... scored first collegiate points in home win over Saint Francis.

HIGH SCHOOL/PERSONAL

Born Apr. 11, 2004 in Atlanta ... parents are Vernon and Althea Fulton ... has two older siblings, Taylor and Jazmin ... father played basketball and football at West Point ... 2022 graduate of Greater Atlanta Christian School ... bounced back from two broken ankles earlier in his career to become a two-time Georgia Class AAA All-State selection (First Team as a senior) ... was also named 5AAA Region Player of the Year as a senior ... averaged 23 points per game as a senior and helped his team to a 23-8 record and berths in the regional championship game and state playoffs ... had a 42-point game against Douglas H.S. ... eclipsed the 1,000-point plateau ... Atlanta Journal-Constitution All-Metro selection ... averaged 18 points, 8 rebounds, 3 assists per game as a junior ... played AAU II for AC Georgia, where he averaged 20 points, 6 rebounds, 5 assists.

**FULTON'S CAREER HIGHS**

Points:	4	at Holy Cross	12/30/2022
Rebounds:	3	vs. American	2/13/2023
Assists:	4	vs. Colgate	2/11/2023
Steals:	1	five times	
Blocks:	1	vs. American	2/13/2023
FG Made:	2	at Holy Cross	12/30/2022
FG Attempted:	5	at Holy Cross	12/30/2022
3-pt FG Made:	0		
3-pt FG Attempted:	2	at Holy Cross	12/30/2022
FT Made:	2	at Lafayette	1/8/2023
FT Attempted:	2	four times	

FULTON'S SEASON HIGHS

Points:	0
Rebounds:	0
Assists:	0
Steals:	0
Blocks:	0
FG Made:	0
FG Attempted:	0
3-pt FG Made:	0
3-pt FG Attempted:	0
FT Made:	0
FT Attempted:	0

FULTON'S CAREER STATISTICS

				Field Goals		3-Point		F-Throws		Rebounds				Scoring						
SEASON	TEAM	GP-GS	MIN/AVG	FG-FGA	FG%	3FG-3FGA	3FG%	FT-FTA	FT%	OFF	DEF	TOT	AVG	PF-FO	A	TO	BLK	STL	PTS	AVG
2022-23	Buck	20-0	112/5.6	6-20	.300	0-5	.000	4-8	.500	7	9	16	0.8	9-0	8	10	1	5	16	0.8
TOTAL		20-0	112/5.6	6-20	.300	0-5	.000	4-8	.500	7	9	16	0.8	9-0	8	10	1	5	16	0.8

JOSH FULTON'S CAREER GAME-BY-GAME

FULTON'S 2024-25 GAME-BY-GAME STATISTICS

Opponent	Min.	FG-A	Pct.	3FG-A	Pct.	FT-A	Pct.	RB	PF	A	TO	B	S	PTS
Delaware														
So. Indiana														
Kentucky														
Mt. St. Mary's														
Richmond														
NJIT														
Rider														
Maryland														
Siena														
St. Bona														
Radford														
Gonzaga														
Syracuse														
Lehigh*														
Colgate*														
Lafayette*														
American*														
Holy Cross*														
Navy*														
Colgate*														
Boston U.*														
Loyola*														
Navy*														
American*														
Army*														
Boston U.*														
Lafayette*														
Lehigh*														
Army*														
Loyola*														
Holy Cross*														

* Patriot League game ^ Patriot League Tournament Games started in **bold**

FULTON'S 2023-24 GAME-BY-GAME STATISTICS

Opponent	Min.	FG-A	Pct.	3FG-A	Pct.	FT-A	Pct.	RB	PF	A	TO	B	S	PTS
Delaware		DNP	—											
Penn		DNP	—											
Niagara		DNP	—											
La Salle		DNP	—											
Duke		DNP	—											
So. Indiana		DNP	—											
St. Bona		DNP	—											
Marist		DNP	—											
Princeton		DNP	—											
Penn St.		DNP	—											
Radford		DNP	—											
Merrimack		DNP	—											
St. Peter's		DNP	—											
Holy Cross*		DNP	—											
American*		DNP	—											
Lehigh*		DNP	—											
Colgate*		DNP	—											
Boston U.*		DNP	—											
Lafayette*		DNP	—											
Navy*		DNP	—											
Army*		DNP	—											
Loyola*		DNP	—											
American*		DNP	—											
Navy*		DNP	—											
Boston U.*		DNP	—											
Lehigh*		DNP	—											
Colgate*		DNP	—											
Holy Cross*		DNP	—											
Army*		DNP	—											
Loyola*		DNP	—											
Lafayette*		DNP	—											
American^		DNP	—											
Colgate^		DNP	—											

* Patriot League game ^ Patriot League Tournament Games started in **bold**

FULTON'S 2022-23 GAME-BY-GAME STATISTICS


Opponent	Min.	FG-A	Pct.	3FG-A	Pct.	FT-A	Pct.	RB	PF	A	TO	B	S	PTS
Leb. Valley		DNP												
Niagara	3	0-0	—	0-0	—	0-0	—	0	0	0	0	0	0	0
St. Peter's		DNP												
Georgia		DNP												
Presbyterian		DNP												
Austin Peay		DNP												
Marist		DNP												
St. Francis	2	1-1	1.000	0-0	—	0-0	—	0	0	0	1	0	0	2
NJIT	2	1-1	1.000	0-0	—	0-0	—	0	1	0	0	0	0	2
La Salle		DNP												
Merrimack		DNP												
Richmond	11	1-2	.500	0-1	.000	0-2	.000	0	0	0	0	0	1	2
Rutgers	10	0-0	—	0-0	—	1-2	.500	2	0	0	2	0	0	1
Holy Cross*	13	2-5	.400	0-2	.000	0-0	—	1	0	1	0	0	1	4
Boston U.*	7	0-0	—	0-0	—	0-0	—	1	2	1	2	0	0	0
Lehigh*	5	0-1	.000	0-1	.000	0-0	—	0	0	1	1	0	0	0
Lafayette*	4	0-1	.000	0-0	—	2-2	1.000	2	1	0	0	0	1	2
Loyola*	2	0-0	—	0-0	—	0-0	—	2	0	0	0	0	0	0
Colgate*		DNP												
Army*		DNP												
Holy Cross*		DNP												
Navy*	11	0-1	.000	0-0	—	0-0	—	1	0	1	1	0	0	0
Loyola*		DNP												
American*	2	0-1	.000	0-0	—	0-0	—	1	0	0	0	0	0	0
Army*	4	0-0	—	0-0	—	0-0	—	1	1	0	0	0	0	0
Navy*		DNP												
Colgate*	13	1-3	.333	0-0	—	1-2	.500	1	0	4	1	0	1	3
American*	4	0-0	—	0-0	—	0-0	—	3	0	0	1	1	0	0
Boston U.*	6	0-2	.000	0-1	.000	0-0	—	1	2	0	1	0	0	0
Lehigh*	5	0-2	.000	0-0	—	0-0	—	0	2	0	0	0	0	0
Lafayette*	4	0-0	—	0-0	—	0-0	—	0	0	0	0	0	1	0
American^	2	0-0	—	0-0	—	0-0	—	0	0	0	0	0	0	0

* Patriot League game ^ Patriot League Tournament Games started in **bold**

#7 • MATT LANGE • FRESHMAN • GUARD • 6-2 • 185 • NEWTOWN SQUARE, PA. • THE SHIPLEY SCHOOL

HIGH SCHOOL/PERSONAL

Born May 9, 2005 ... son of Alicia and Billy Lange ... has three brothers, William, Marcus, and Jacob ... father played college basketball at Rowan and is now the head coach at Saint Joseph's ... mother played field hockey at Richmond ... brother Will plays basketball for his father at Saint Joseph's ... 2024 graduate of The Shipley School, where he captained the basketball team and earned All-Main Line Honorable Mention ... averaged 10.3 points, 4.1 rebounds, 2.5 assists, and 1.3 steals per game ... recorded two double-doubles ... also played for K-Low Elite AAU and Shoreshots HGSL.



LANGE'S CAREER HIGHS

Points:	0
Rebounds:	0
Assists:	0
Steals:	0
Blocks:	0
FG Made:	0
FG Attempted:	0
3-pt FG Made:	0
3-pt FG Attempted:	0
FT Made:	0
FT Attempted:	0

LANGE'S SEASON HIGHS

Points:	0
Rebounds:	0
Assists:	0
Steals:	0
Blocks:	0
FG Made:	0
FG Attempted:	0
3-pt FG Made:	0
3-pt FG Attempted:	0
FT Made:	0
FT Attempted:	0

LANGE'S CAREER STATISTICS

MATT LANGE'S CAREER GAME-BY-GAME

LANGE'S 2024-25 GAME-BY-GAME STATISTICS

Opponent	Min.	FG-A	Pct.	3FG-A	Pct.	FT-A	Pct.	RB	PF	A TO	B	S	PTS
Delaware													
So. Indiana													
Kentucky													
Mt. St. Mary's													
Richmond													
NJIT													
Rider													
Maryland													
Siena													
St. Bona													
Radford													
Gonzaga													
Syracuse													
Lehigh*													
Columbia*													
Lafayette*													
American*													
Holy Cross*													
Navy*													
Colgate*													
Boston U.*													
Loyola*													
Navy*													
American*													
Army*													
Boston U.*													
Lafayette*													
Lehigh*													
Army*													
Loyola*													
Holy Cross*													

* Patriot League game ^ Patriot League Tournament Games started in **bold**


* Patriot League game ^ Patriot League Tournament Games started in **bold**

#10 • BRANDON McCREESH • SOPHOMORE • GUARD • 6-4 • 190 • THE BRONX, N.Y. • THE HOTCHKISS SCHOOL (CONN.)**2023-24**

Freshman guard played in 29 of the team's 33 games off the bench ... averaged 9.7 minutes per game and totaled 53 points, 30 rebounds, 17 assists ... scored first 4 career pts. at La Salle ... also had 2 reb., 1 asst., 1 stl. in 9 min. ... scored 6 pts. at No. 9 Duke one game later ... hit a big 2nd-half 3FG in win at Lehigh ... played 24 min. off bench at Lafayette and scored 10 pts. on perfect shooting (3-3 FG, 2-2 3FG, 2-2 FT).

HIGH SCHOOL/PERSONAL

Born Oct. 19, 2004 in the Bronx, N.Y. ... parents are Brian and Michella McCreesh ... father played basketball at College of Mount St. Vincent ... spent first two high school years at The Knox School on Long Island and the last two at The Hotchkiss School in Connecticut ... First Team All-NEPSAC Class A and First Team All-Founders League in both of his seasons at Hotchkiss ... in 2021-22 was the NEPSAC Class A Tournament MVP as his team finished 25-1 and won the first NEPSAC Class A title in school history ... named Team MVP as a senior, when he averaged 18 ppg ... tallied 16 ppg as a junior, including 22 ppg in the Class A playoffs ... at The Knox School was MVP of the JV team as a freshman and All-PSAA First Team as a sophomore ... played AAU basketball for Riverside Church from 2012-22 ... 2023 recipient of the Riverside Church Daniels-Lorick Scholarship Award ... between high school and AAU played basketball in 27 stats and one foreign country before the age of 18.

**McCREESH'S CAREER HIGHS**

Points:	10	at Lafayette	1/20/2024
Rebounds:	4	twice	
Assists:	2	four times	
Steals:	2	at Colgate	2/17/2024
Blocks:	1	at Army	1/27/2024
FG Made:	3	at Lafayette	1/20/2024
FG Attempted:	4	at Colgate	2/17/2024
3-pt FG Made:	2	at Lafayette	1/20/2024
3-pt FG Attempted:	2	twice	
FT Made:	5	vs. Navy	1/24/2024
FT Attempted:	6	vs. Navy	1/24/2024

McCREESH'S SEASON HIGHS

Points:	0
Rebounds:	0
Assists:	0
Steals:	0
Blocks:	0
FG Made:	0
FG Attempted:	0
3-pt FG Made:	0
3-pt FG Attempted:	0
FT Made:	0
FT Attempted:	0

McCREESH'S CAREER STATISTICS

				Field Goals		3-Point		F-Throws		Rebounds				Scoring						
SEASON	TEAM	GP-GS	MIN/AVG	FG-FGA	FG%	3FG-3FGA	3FG%	FT-FTA	FT%	OFF	DEF	TOT	AVG	PF-FO	A	TO	BLK	STL	PTS	AVG
2023-24	Buck	29-0	282/9.7	16-33	.485	6-11	.545	15-18	.833	5	25	30	1.0	15-0	17	11	1	7	53	1.8
TOTAL		29-0	282/9.7	16-33	.485	6-11	.545	15-18	.833	5	25	30	1.0	15-0	17	11	1	7	53	1.8

BRANDON MCCREESH'S CAREER GAME-BY-GAME

McCREESH'S 2024-25 GAME-BY-GAME STATISTICS

Opponent	Min.	FG-A	Pct.	3FG-A	Pct.	FT-A	Pct.	RB	PF	A	TO	B	S	PTS
Delaware														
So. Indiana														
Kentucky														
Mt. St. Mary's														
Richmond														
NJIT														
Rider														
Maryland														
Siena														
St. Bona														
Radford														
Gonzaga														
Syracuse														
Lehigh*														
Colgate*														
Lafayette*														
American*														
Holy Cross*														
Navy*														
Colgate*														
Boston U.*														
Loyola*														
Navy*														
American*														
Army*														
Boston U.*														
Lafayette*														
Lehigh*														
Army*														
Loyola*														
Holy Cross*														

* Patriot League game ^ Patriot League Tournament Games started in **bold**

McCREESH'S 2023-24 GAME-BY-GAME STATISTICS

Opponent	Min.	FG-A	Pct.	3FG-A	Pct.	FT-A	Pct.	RB	PF	A	TO	B	S	PTS
Delaware	6	0-0	—	0-0	—	0-0	—	0	0	0	0	0	0	0
Penn	4	0-0	—	0-0	—	0-0	—	0	0	0	0	0	0	0
Niagara		DNP												
La Salle	9	1-1	1.000	0-0	—	2-3	.667	2	1	1	0	0	1	4
Duke	14	1-3	.333	0-0	—	4-5	.800	2	1	1	1	0	0	6
So. Indiana	6	0-0	—	0-0	—	0-0	—	0	0	0	0	0	0	0
St. Bona	4	0-0	—	0-0	—	0-0	—	0	1	1	2	0	0	0
Marist	21	0-3	.000	0-1	.000	2-2	1.000	1	0	2	1	0	0	2
Princeton	13	1-3	.333	1-2	.500	0-0	—	0	1	2	0	0	0	3
Penn St.	4	0-0	—	0-0	—	0-0	—	1	0	0	1	0	0	0
Radford		DNP												
Merrimack	11	1-2	.500	0-0	—	0-0	—	1	0	0	0	0	0	2
St. Peter's	19	1-1	1.000	0-0	—	0-0	—	2	2	1	1	0	1	2
Holy Cross*	1	0-1	.000	0-1	.000	0-0	—	0	0	0	0	0	0	0
American*	5	0-0	—	0-0	—	0-0	—	0	0	0	0	0	0	0
Lehigh*	6	1-1	1.000	1-1	1.000	0-0	—	0	1	2	0	0	0	0
Colgate*	2	0-0	—	0-0	—	0-0	—	1	0	0	0	0	0	0
Boston U.*	16	0-1	.000	0-1	.000	0-0	—	3	1	0	2	0	0	0
Lafayette*	24	3-3	1.000	2-2	1.000	2-2	1.000	4	2	0	1	0	0	10
Navy*	22	0-0	—	0-0	—	5-6	.833	1	1	2	0	0	1	5
Army*	13	2-3	.667	0-0	—	0-0	—	1	0	1	0	1	1	4
Loyola*	15	0-0	—	0-0	—	0-0	—	1	0	2	0	0	0	0
American*	7	0-0	—	0-0	—	0-0	—	0	2	0	0	0	0	0
Navy*	14	2-2	1.000	0-0	—	0-0	—	1	0	1	0	0	0	4
Boston U.*	16	0-3	.000	0-1	.000	0-0	—	3	1	0	0	0	1	0
Lehigh*	7	1-1	1.000	1-1	1.000	0-0	—	1	0	0	1	0	0	3
Colgate*	10	2-4	.500	1-1	1.000	0-0	—	1	1	0	1	0	2	5
Holy Cross*	5	0-0	—	0-0	—	0-0	—	0	0	0	0	0	0	0
Army*	2	0-0	—	0-0	—	0-0	—	0	0	0	0	0	0	0
Loyola*	7	0-1	.000	0-0	—	0-0	—	4	0	1	0	0	0	0
Lafayette*		DNP												
American^	1	0-0	—	0-0	—	0-0	—	0	0	0	0	0	0	0
Colgate^		DNP												

* Patriot League game ^ Patriot League Tournament Games started in **bold**

#1 • IAN MOTTA • SENIOR • FORWARD • 6-6 • 195 • ALLEN, TEXAS • ALLEN**2022-23**

Played in all 33 games with 9 starts ... averaged 5.4 points, 2.9 rebounds in 18.6 minutes per game ... shot 44.8 FG%, 36.8 3FG%, 73.5 FT% ... hit 3-3 3FG and scored 12 pts. at St. Bonaventure ... scored 8 second-half points to lead a comeback win at Penn State ... went 4-4 FG in that game and then 4-4 FG again next time out on the way to 11 pts. vs. Radford ... recorded 8 big pts. off bench in win at Boston University, including a dagger 3FG that gave the Bison an 11-pt. lead with 3:27 left ... big game off bench in win at Army with season-high 17 pts., 6 reb. in 29 min. ... went 6-12 FG, 2-5 3FG, 3-4 FT ... 8 pts., career-high 9 reb. vs. Lehigh ... 10 pts. (2-3 3FG, 4-4 FT), all in 2H, in PL Tourney win at American.

2022-23


Appeared in all 32 games with 27 starts at the small forward position ... averaged 4.6 ppg, 2.3 rpg in 18.4 mpg ... shot 37.1 FG%, 39.4 3FG%, 75.0 FT% ... got out to a great shooting start, going 9-13 3FG in first 6G ... went 4-4 FG (3-3 3FG) in opener vs. Lebanon Valley and finished with 11 pts., 4 reb. ... set career highs with 18 pts. (8-16 FG, 2-3 3FG), 3 stl. at La Salle ... scored 10 pts. at Rutgers ... after 4G coming off bench, returned to starting lineup at American and had 16 pts. (6-9 FG), 3 stl.

2021-22

Played in all 32 games with seven starts as a freshman ... averaged 2.5 ppg, 1.2 mpg in 13.5 mpg ... shot 36.1 FG%, 30.2 3FG%, 73.7 FT% ... joined the starting lineup for the first time at Illinois State ... 7 pts. at Saint Francis (Pa.) ... hit 3-3 3FG and had 10 pts. in 16 min. off bench vs. Colgate ... followed that up with 12 pts. (4-5 FG, 2-3 3FG) in a win at Holy Cross ... scored all 12 pts. in 1st half ... came off the bench as an injury replacement and hit two tying FTs with 0:54 left in OT in a home win over Lafayette.

HIGH SCHOOL/PERSONAL

Born March 3, 2003 in Santurce, Puerto Rico ... son of Javier and Amy Motta ... has an older sister, Hannah ... part of the Class of 2021 at Allen High School, where he helped the basketball team to a 77-19 record, including a 31-6 mark and a District 9-6A championship during his junior season ... team captain as a senior, when he averaged 19.6 points and 7.1 rebounds per game ... shot 38.7 percent from 3-point range and 80.7 percent from the foul line ... First Team All-District selection as a junior and senior ... played AAU ball with Texas Impact ... majoring in political science ... named to 2022 Patriot League Academic Honor Roll.

**MOTTA'S CAREER HIGHS**

Points:	18	at La Salle	12/6/2022
Rebounds:	9	vs. Lehigh	2/12/2024
Assists:	2	12 times	
Steals:	3	three times	
Blocks:	3	three times	
FG Made:	8	at La Salle	12/6/2022
FG Attempted:	16	at La Salle	12/6/2022
3-pt FG Made:	3	twice	
3-pt FG Attempted:	5	four times	
FT Made:	5	at Saint Francis (Pa.)	12/1/2021
FT Attempted:	6	at Saint Francis (Pa.)	12/1/2021

MOTTA'S SEASON HIGHS

Points:	0
Rebounds:	0
Assists:	0
Steals:	0
Blocks:	0
FG Made:	0
FG Attempted:	0
3-pt FG Made:	0
3-pt FG Attempted:	0
FT Made:	0
FT Attempted:	0

MOTTA'S CAREER STATISTICS

				Field Goals		3-Point		F-Throws		Rebounds				Scoring						
SEASON	TEAM	GP-GS	MIN/AVG	FG-FGA	FG%	3FG-3FGA	3FG%	FT-FTA	FT%	OFF	DEF	TOT	AVG	PF-FO	A	TO	BLK	STL	PTS	AVG
2021-22	Buck	32-7	433/13.5	26-72	.361	13-43	.302	14-19	.737	9	29	38	1.2	37-0	19	20	3	3	79	2.5
2022-23	Buck	32-27	589/18.4	53-143	.371	26-66	.394	15-20	.750	17	58	75	2.3	48-0	19	30	10	20	147	4.6
2023-24	Buck	33-9	614/18.6	64-143	.448	25-68	.368	25-34	.735	24	73	97	2.9	59-2	16	23	15	22	178	5.4
TOTAL		97-43	1635/16.9	143-358	.399	64-177	.362	54-73	.740	50	160	210	2.2	144-2	54	73	28	45	404	4.2

IAN MOTTA'S CAREER GAME-BY-GAME

MOTTA'S 2024-25 GAME-BY-GAME STATISTICS

Opponent	Min.	FG-A	Pct.	3FG-A	Pct.	FT-A	Pct.	RB	PF	A	TO	B	S	PTS
Delaware														
So. Indiana														
Kentucky														
Mt. St. Mary's														
Richmond														
NJIT														
Rider														
Maryland														
Siena														
St. Bona														
Radford														
Gonzaga														
Syracuse														
Lehigh*														
Colgate*														
Lafayette*														
American*														
Holy Cross*														
Navy*														
Colgate*														
Boston U.*														
Loyola*														
Navy*														
American*														
Army*														
Boston U.*														
Lafayette*														
Lehigh*														
Army*														
Loyola*														
Holy Cross*														

* Patriot League game ^ Patriot League Tournament Games started in **bold**

MOTTA'S 2023-24 GAME-BY-GAME STATISTICS

Opponent	Min.	FG-A	Pct.	3FG-A	Pct.	FT-A	Pct.	RB	PF	A	TO	B	S	PTS
Delaware	18	0-3	.000	0-1	.000	2-2	1.000	4	4	0	4	0	0	2
Penn	22	3-5	.600	0-2	.000	0-0	—	2	1	1	0	0	0	6
Niagara	18	1-1	1.000	0-0	—	0-0	—	4	2	1	0	0	0	2
La Salle	22	1-4	.250	0-1	.000	0-0	—	3	2	2	1	0	0	2
Duke	23	2-6	.333	1-4	.250	1-2	.500	3	1	1	0	1	1	6
So. Indiana	15	0-3	.000	0-3	.000	0-0	—	3	1	0	1	0	1	0
St. Bona	25	4-6	.667	3-3	1.000	1-2	.500	3	0	1	2	0	2	12
Marist	21	1-4	.250	0-3	.000	0-0	—	3	1	0	1	0	2	2
Princeton	15	2-3	.667	1-2	.500	0-1	.000	2	0	0	1	2	0	5
Penn St.	17	4-4	1.000	0-0	—	0-1	.000	1	5	1	1	1	1	8
Radford	13	4-4	1.000	1-1	1.000	2-2	1.000	1	2	0	0	0	0	11
Merrimack	12	0-0	—	0-0	—	0-0	—	1	1	0	2	0	0	0
St. Peter's	11	0-1	.000	0-1	.000	0-0	—	1	0	1	0	1	0	0
Holy Cross*	7	1-2	.500	0-0	—	0-0	—	1	0	0	0	0	2	2
American*	14	3-4	.750	2-3	.667	0-0	—	3	0	0	1	1	0	8
Lehigh*	11	1-1	1.000	1-1	1.000	0-0	—	1	2	1	3	0	0	3
Colgate*	13	1-3	.333	0-1	.000	0-0	—	4	3	0	0	1	1	2
Boston U.*	24	3-4	.750	2-3	.667	0-0	—	3	0	1	0	0	0	8
Lafayette*	25	1-3	.333	0-0	—	3-4	.750	2	4	0	0	0	2	5
Navy*	24	2-7	.286	1-2	.500	0-0	—	3	3	0	0	0	0	5
Army*	29	6-12	.500	2-5	.400	3-4	.750	6	1	0	0	0	1	17
Loyola*	21	2-7	.286	1-3	.333	1-2	.500	6	0	1	0	0	1	6
American*	26	2-6	.333	1-2	.500	1-2	.500	4	2	0	0	0	1	6
Navy*	16	1-3	.333	0-2	.000	0-0	—	1	1	1	0	1	0	2
Boston U.*	14	2-3	.667	1-2	.500	0-0	—	3	3	1	1	0	0	5
Lehigh*	37	2-13	.154	0-5	.000	4-4	1.000	9	4	1	0	1	1	8
Colgate*	19	1-4	.250	0-2	.000	3-4	.750	3	1	0	0	0	0	5
Holy Cross*	17	2-4	.500	1-1	1.000	0-0	—	4	2	1	1	0	0	5
Army*	21	4-7	.571	2-4	.500	0-0	—	3	1	1	1	1	2	10
Loyola*	18	3-3	1.000	2-2	1.000	0-0	—	3	1	1	0	0	2	8
Lafayette*	18	2-7	.286	1-5	.200	0-0	—	1	2	0	1	2	1	5
American^	15	2-4	.500	2-3	.667	4-4	1.000	3	1	0	1	0	0	10

Colgate^
* Patriot League game ^ Patriot League Tournament Games started in **bold**

MOTTA'S 2022-23 GAME-BY-GAME STATISTICS

Opponent	Min.	FG-A	Pct.	3FG-A	Pct.	FT-A	Pct.	RB	PF	A	TO	B	S	PTS
Leb. Valley	20	4-4	1.000	3-3	1.000	0-0	—	4	2	2	2	0	1	11
Niagara	21	1-1	1.000	0-0	—	0-0	—	2	3	0	0	0	1	2
St. Peter's	28	2-5	.400	2-4	.500	0-0	—	2	2	2	1	0	1	6
Georgia	28	2-5	.400	1-1	1.000	0-0	—	2	2	1	0	0	0	5
Presbyterian	15	3-5	.600	1-3	.333	1-2	.500	4	4	0	2	0	1	8
Austin Peay	26	2-2	1.000	2-2	1.000	0-0	—	5	3	2	1	0	1	6
Marist	31	3-5	.600	1-3	.333	1-1	1.000	1	1	0	2	1	1	8
St. Francis	20	3-11	.273	1-5	.200	0-0	—	3	0	1	1	0	0	7
NJIT	16	3-7	.429	2-3	.667	0-0	—	1	4	0	1	0	0	8
La Salle	31	8-16	.500	2-3	.667	0-0	—	3	0	2	0	0	3	18
Merrimack	20	2-5	.400	2-4	.500	1-2	.500	5	1	0	2	3	0	7
Richmond	14	2-5	.400	1-3	.333	0-0	—	2	3	0	0	0	0	5
Rutgers	24	3-9	.333	2-4	.500	2-2	1.000	7	1	2	2	0	0	10
Holy Cross*	25	0-2	.000	0-2	.000	1-2	.500	5	1	2	2	2	2	1
Boston U.*	25	2-4	.500	2-3	.667	2-2	1.000	3	2	1	1	3	0	8
Lehigh*	23	0-6	.000	0-1	.000	2-2	1.000	5	0	2	1	0	3	2
Lafayette*	20	1-5	.200	0-2	.000	1-1	1.000	2	1	0	0	0	0	3
Loyola*	11	0-1	.000	0-1	.000	0-0	—	0	2	0	1	0	0	0
Colgate*	18	1-2	.500	0-0	—	0-0	—	1	2	0	0	0	0	2
Army*	2	0-0	—	0-0	—	0-0	—	0	0	0	0	0	0	0
Holy Cross*	4	0-0	—	0-0	—	0-0	—	0	0	0	0	0	0	0
Navy*	4	0-3	.000	0-1	.000	0-0	—	1	0	0	0	0	0	0
Loyola*	3	0-0	—	0-0	—	0-0	—	0	1	0	1	0	0	0
American*	34	6-9	.667	1-1	1.000	3-4	.750	1	3	0	2	0	3	16
Army*	17	2-6	.333	1-3	.333	0-0	—	1	2	0	0	0	0	5
Navy*	18	0-2	.000	0-1	.000	0-0	—	3	2	2	0	2	0	0
Colgate*	23	1-3	.333	0-1	.000	0-0	—	2	2	0	2	0	0	2
American*	14	0-2	.000	0-1	.000	0-0	—	1	0	2	0	0	0	0
Boston U.*	13	1-6	.167	1-4	.250	1-2	.500	0	3	0	1	0	1	4
Lehigh*	11	0-4	.000	0-1	.000	0-0	—	4	0	0	0	0	0	0
Lafayette*	19	1-4	.250	1-3	.333	0-0	—	2	1	0	0	1	0	3
American^	15	0-4	.000	0-3	.000	0-0	—	0	0	0	1	0	0	0

* Patriot League game ^ Patriot League Tournament Games started in **bold**

MOTTA'S 2021-22 GAME-BY-GAME STATISTICS

Opponent	Min.	FG-A	Pct.	3FG-A	Pct.	FT-A	Pct.	RB	PF	A	TO	B	S	PTS
NC State	12	0-4	.000	0-4	.000	0-0	—	2	0	0	1	0	0	0
Penn	12	0-4	.000	0-3	.000	0-0	—	3	1	2	0	0	0	0
Rider	15	1-4	.250	1-4	.250	0-0	—	1	1	0	1	0	0	3
Illinois State	18	0-0	—	0-0	—	0-0	—	3	3	0	1	0	0	0
Mercer	16	1-4	.250	0-1	.000	0-0	—	5	1	1	1	0	0	2
Rider	17	1-2	.500	0-1	.000	0-0	—	2	2	0	0	0	1	2
Siena	15	1-4	.250	1-2	.500	0-0	—	0	1	1	0	0	0	3
St. Francis	29	1-3	.333	0-2	.000	5-6	.833	3	0	2	1	1	0	7
Hofstra	15	1-3	.333	1-2	.500	0-0	—	0	2	0	1	0	0	3
Princeton	18	0-1	.000	0-0	—	0-0	—	1	1	1	0	0	0	0
La Salle	7	1-1	1.000	0-0	—	0-0	—	0	3	2	0	0	1	2
Richmond	8	0-0	—	0-0	—	0-0	—	1	0	0	0	0	0	0
Boston U.*	5	0-1	.000	0-0	—	0-0	—	0	0	2	0	0	0	0
Army*	3	0-0	—	0-0	—	0-0	—	0	0	0	0	0	0	0
Navy*	11	0-1	.000	0-1	.000	0-0	—	1	4	0	1	0	0	0
Loyola*	10	0-0	—	0-0	—	0-0	—	1	1	1	0	0	1	0
Lehigh*	6	0-1	.000	0-1	.000	0-0	—	0	0	0	4	0	0	0
American*	7	0-1	.000	0-1	.000	0-0	—	0	0	0	0	1	0	0
Colgate*	16	3-6	.500	3-3	1.000	1-2	.500	1	0	0	0	0	0	10
Holy Cross*	25	4-5	.800	2-3	.667	2-4	.500	2	1	1	2	1	0	12
Navy*	19	3-4	.750	2-2	1.000	1-1	1.000	1	1	0	2	0	0	9
Loyola*	15	1-3	.333	0-2	.000	0-0	—	1	2	1	1	0	0	2
Colgate*	17	2-4	.500	0-2	.000	1-1	1.000	1	1	2	0	0	0	5
Lafayette*	16	1-3	.333	0-1	.000	0-0	—	2	3	1	2	0	0	2
American*	12	2-2	1.000	1-1	1.000	0-0	—	2	1	0	0	0	0	5
Holy Cross*	13	0-2	.000	0-1	.000	0-0	—	0	2	0	0	0	0	0
Lehigh*	16	1-1	1.000	1-1	1.000	0-1	.000	1	3	0	1	0	0	3
Lafayette*	11	0-0	—	0-0	—	2-2	1.000	0	1	0	0	0	0	2
Army*	12	0-2	.000	0-2	.000	0-0	—	0	0	0	0	0	0	0
Boston U.*	16	2-3	.667	1-1	1.000	2-2	1.000	1	1	0	1	0	0	7
Lafayette^A	9	0-3	.000	0-2	.000	0-0	—	0	0	1	0	0	0	0
Colgate^A	11	0-0	—	0-0	—	0-0	—	2	0	1	0	0	0	0

#2 • BRADY MULLER • JUNIOR • FORWARD • 6-4 • 210 • WYCKOFF, N.J. • BLAIR ACADEMY**2023-24**


Appeared in 15 games with 3 starts ... totaled 7 pts., 8 reb., 2 asst. ... made first career start against Princeton.

2022-23

Saw action in 8G off bench in debut season ... made 7-12 FG, 2-6 3FG, 3-3 FT ... totaled 19 pts., 5 reb. in 22 min. ... made the most of his 8 min. on opening night vs. Lebanon Valley, logging 11 pts. (4-7 FG), 3 reb., 1 asst., 1 stl.

HIGH SCHOOL/PERSONAL

Born June 25, 2003 in Hackensack, N.J. ... son of Tim and Shauna Muller ... has an older sister, Tori, who played soccer at Villanova ... father played basketball and mother was on the rowing team at Villanova ... grandfather played basketball at Colgate ... attended Ramapo High School as a ninth-grader before transferring to national power Blair Academy for his final three seasons of high school basketball ... team captain as a senior, when he helped the team to a 21-5 record, a Mid-Atlantic Prep League championship, and a berth in the state championship game ... team went 27-3, was ranked nationally, and won the MAPL championship during his sophomore year ... junior campaign was canceled due to COVID-19 ... played in the Kyrie Invitational tournament ... played AAU ball for NJ Shoreshots HGSL ... major is undeclared within the Freeman School of Management.

**MULLER'S CAREER HIGHS**

Points:	11	vs. Lebanon Valley	11/7/2022
Rebounds:	3	vs. Lebanon Valley	11/7/2022
Assists:	1	three times	
Steals:	1	three times	
Blocks:	0		
FG Made:	4	vs. Lebanon Valley	11/7/2022
FG Attempted:	7	vs. Lebanon Valley	11/7/2022
3-pt FG Made:	1	three times	
3-pt FG Attempted:	2	vs. Lebanon Valley	11/7/2022
FT Made:	3	vs. Lebanon Valley	11/7/2022
FT Attempted:	3	vs. Lebanon Valley	11/7/2022

MULLER'S SEASON HIGHS

Points:	0
Rebounds:	0
Assists:	0
Steals:	0
Blocks:	0
FG Made:	0
FG Attempted:	0
3-pt FG Made:	0
3-pt FG Attempted:	0
FT Made:	0
FT Attempted:	0

MULLER'S CAREER STATISTICS

				Field Goals		3-Point		F-Throws		Rebounds				Scoring						
SEASON	TEAM	GP-GS	MIN/AVG	FG-FGA	FG%	3FG-3FGA	3FG%	FT-FTA	FT%	OFF	DEF	TOT	AVG	PF-FO	A	TO	BLK	STL	PTS	AVG
2022-23	Buck	8-0	22/2.8	7-12	.583	2-6	.333	3-3	1.000	1	4	5	0.6	4-0	1	1	0	1	19	2.4
2023-24	Buck	15-3	57/3.8	3-8	.375	1-6	.167	0-0	.000	3	5	8	0.5	11-0	2	0	0	2	7	0.5
TOTAL		23-3	79/3.4	10-20	.500	3-12	.250	3-3	1.000	4	9	13	0.6	15-0	3	1	0	3	26	1.1

BRADY MULLER'S CAREER GAME-BY-GAME

MULLER'S 2024-25 GAME-BY-GAME STATISTICS

Opponent	Min.	FG-A	Pct.	3FG-A	Pct.	FT-A	Pct.	RB	PF	A	TO	B	S	PTS
Delaware														
So. Indiana														
Kentucky														
Mt. St. Mary's														
Richmond														
NJIT														
Rider														
Maryland														
Siena														
St. Bona														
Radford														
Gonzaga														
Syracuse														
Lehigh*														
Colgate*														
Lafayette*														
American*														
Holy Cross*														
Navy*														
Colgate*														
Boston U.*														
Loyola*														
Navy*														
American*														
Army*														
Boston U.*														
Lafayette*														
Lehigh*														
Army*														
Loyola*														
Holy Cross*														

* Patriot League game ^ Patriot League Tournament Games started in **bold**

MULLER'S 2023-24 GAME-BY-GAME STATISTICS

Opponent	Min.	FG-A	Pct.	3FG-A	Pct.	FT-A	Pct.	RB	PF	A	TO	B	S	PTS
Delaware	9	1-2	.500	1-2	.500	0-0	—	0	2	1	0	0	0	3
Penn	1	0-0	—	0-0	—	0-0	—	0	0	0	0	0	0	0
Niagara		DNP												
La Salle	3	0-0	—	0-0	—	0-0	—	0	0	0	0	0	0	0
Duke	2	0-1	.000	0-1	.000	0-0	—	0	0	0	0	0	0	0
So. Indiana		DNP												
St. Bona	2	0-0	—	0-0	—	0-0	—	0	1	0	0	0	0	0
Marist	8	1-1	1.000	0-0	—	0-0	—	2	0	0	0	0	1	2
Princeton	12	0-0	—	0-0	—	0-0	—	2	3	0	0	0	0	0
Penn St.	5	0-1	.000	0-1	.000	0-0	—	0	1	0	0	0	0	0
Radford	6	0-0	—	0-0	—	0-0	—	0	0	0	0	0	0	0
Merrimack	2	1-1	1.000	0-0	—	0-0	—	2	0	0	0	0	0	2
St. Peter's		DNP												
Holy Cross*		DNP												
American*		DNP												
Lehigh*		DNP												
Colgate*		DNP												
Boston U.*		DNP												
Lafayette*		DNP												
Navy*		DNP												
Army*		DNP												
Loyola*		DNP												
American*		DNP												
Navy*		DNP												
Boston U.*		DNP												
Lehigh*	2	0-1	.000	0-1	.000	0-0	—	1	1	0	0	0	0	0
Colgate*		DNP												
Holy Cross*		DNP												
Army*	2	0-1	.000	0-1	.000	0-0	—	1	1	0	0	0	0	0
Loyola*	3	0-0	—	0-0	—	0-0	—	0	1	1	0	0	0	0
Lafayette*	0+	0-0	—	0-0	—	0-0	—	0	0	0	0	0	0	0
American^	1	0-0	—	0-0	—	0-0	—	1	0	0	0	0	1	0
Colgate^		DNP												

* Patriot League game ^ Patriot League Tournament Games started in **bold**

MULLER'S 2022-23 GAME-BY-GAME STATISTICS

Opponent	Min.	FG-A	Pct.	3FG-A	Pct.	FT-A	Pct.	RB	PF	A	TO	B	S	PTS
Leb. Valley	8	4-7	.571	0-2	.000	3-3	1.000	3	1	1	0	0	1	11
Niagara	1	0-1	.000	0-1	.000	0-0	—	0	1	0	0	0	0	0
St. Peter's		DNP												
Georgia		DNP												
Presbyterian	1	0-0	—	0-0	—	0-0	—	0	0	0	0	0	0	0
Austin Peay		DNP												
Marist		DNP												
St. Francis	3	0-1	.000	0-1	.000	0-0	—	0	0	0	0	0	0	0
NJIT	3	1-1	1.000	1-1	1.000	0-0	—	2	1	0	1	0	0	3
La Salle		DNP												
Merrimack		DNP—INJ												
Richmond		DNP												
Rutgers		DNP—INJ												
Holy Cross*		DNP												
Boston U.*		DNP												
Lehigh*		DNP												
Lafayette*		DNP												
Loyola*		DNP												
Colgate*		DNP												
Army*		DNP												
Holy Cross*		DNP												
Navy*	3	1-1	1.000	1-1	1.000	0-0	—	0	1	0	0	0	0	3
Loyola*		DNP												
American*		DNP												
Army*		DNP												
Navy*		DNP												
Colgate*	1	1-1	1.000	0-0	—	0-0	—	0	0	0	0	0	0	2
American*	2	0-0	—	0-0	—	0-0	—	0	0	0	0	0	0	0
Boston U.*		DNP												
Lehigh*		DNP												
Lafayette*		DNP												
American^		DNP												


* Patriot League game ^ Patriot League Tournament Games started in **bold**

#0 • PATRICK O'BRIEN • SOPHOMORE • FORWARD • 6-8 • 220 • WARRENTON, VA. • BISHOP O'CONNELL**2023-24**

Appeared in seven games off the bench as a reserve forward ... recorded 2 pts., 4 reb. ... first career bucket came early in season at Penn.

HIGH SCHOOL/PERSONAL

Born Feb. 23, 2004 in Warrenton, Va. ... son of Kevin and Olga O'Brien ... has a younger brother, Matthew ... fluent in both English and Czech ... mother played volleyball at George Mason and on the Czech Republic National Team ... spent his first three years of high school at Highland High School before moving to Bishop O'Connell in the ultra-competitive Washington Catholic Athletic Conference for his senior year ... as a junior at Highland was the team's leading rebounder and third-leading scorer, as the team finished 21-10 and qualified for the state championship for the first time in school history ... team also went 11-2 during his COVID-shortened sophomore season, and 28-3 overall and 12-0 in league play during his freshman season ... second team all-conference honoree as a junior.

**O'BRIEN'S CAREER HIGHS**

Points:	2	at Penn	11/8/2023
Rebounds:	2	vs. Delaware	11/6/2023
Assists:	0		
Steals:	1	at Penn	11/8/2023
Blocks:	0		
FG Made:	1	at Penn	11/8/2023
FG Attempted:	1	twice	
3-pt FG Made:	0		
3-pt FG Attempted:	0		
FT Made:	0		
FT Attempted:	2	vs. Delaware	11/6/2023

O'BRIEN'S SEASON HIGHS

Points:	0
Rebounds:	0
Assists:	0
Steals:	0
Blocks:	0
FG Made:	0
FG Attempted:	0
3-pt FG Made:	0
3-pt FG Attempted:	0
FT Made:	0
FT Attempted:	0

O'BRIEN'S CAREER STATISTICS

				Field Goals		3-Point		F-Throws		Rebounds				Scoring						
SEASON	TEAM	GP-GS	MIN/AVG	FG-FGA	FG%	3FG-3FGA	3FG%	FT-FTA	FT%	OFF	DEF	TOT	AVG	PF-FO	A	TO	BLK	STL	PTS	AVG
2023-24	Buck	7-0	12/1.8	1-2	.500	0-0	.000	0-2	.000	2	2	4	0.6	1-0	0	1	0	1	2	0.3
TOTAL		7-0	12/1.8	1-2	.500	0-0	.000	0-2	.000	2	2	4	0.6	1-0	0	1	0	1	2	0.3

PATRICK O'BRIEN'S CAREER GAME-BY-GAME

O'BRIEN'S 2024-25 GAME-BY-GAME STATISTICS

[illegible]

* Patriot League game ^ Patriot League Tournament Games started in **bold**

O'BRIEN'S 2023-24 GAME-BY-GAME STATISTICS

[illegible]

* Patriot League game ^ Patriot League Tournament Games started in **bold**

#24 • ACHILE SPADONE • JUNIOR • GUARD • 6-4 • 205 • GENEVA, SWITZERLAND • ST. THOMAS MORE (CONN.) • DAVIDSON**HIGH SCHOOL/DAVIDSON/PERSONAL**

Born Sept. 24, 2003 in Geneva, Switzerland ... son of Heloise and Christophe Spadone ... has two siblings, Elliot and Romeo ... 2021 graduate of iCademy Middle East, a Dubai-based American online school ... attended St. Thomas More in Connecticut in 2021-22, where he was teammates with Noah Williamson ... captained the Switzerland National Team at the U18 and U16 levels ... played two seasons at Davidson, scoring 99 points in 57 games ... career-high nine points and five rebounds against Ohio in 2023-24.

**SPADONE'S CAREER HIGHS**

Points:	9	twice	
Rebounds:	5	vs. Ohio	12/30/2023
Assists:	2	five times	
Steals:	2	twice	
Blocks:	1	vs. Richmond	1/2/2024
FG Made:	3	twice	
FG Attempted:	8	vs. Washington & Lee	11/6/2023
3-pt FG Made:	2	five times	
3-pt FG Attempted:	7	vs. Washington & Lee	11/6/2023
FT Made:	3	twice	
FT Attempted:	5	at Saint Mary's	11/24/2023

SPADONE'S SEASON HIGHS

Points:	0
Rebounds:	0
Assists:	0
Steals:	0
Blocks:	0
FG Made:	0
FG Attempted:	0
3-pt FG Made:	0
3-pt FG Attempted:	0
FT Made:	0
FT Attempted:	0

SPADONE'S CAREER STATISTICS

SEASON	TEAM	GP-GS	MIN/AVG	Field Goals		3-Point		F-Throws		Rebounds				Scoring						
				FG-FGA	FG%	3FG-3FGA	3FG%	FT-FTA	FT%	OFF	DEF	TOT	AVG	PF-FO	A	TO	BLK	STL	PTS	AVG
2022-23	DC	23-0	141/6.1	7-19	.368	4-10	.400	0-0	.000	3	15	18	0.8	26-0	2	3	0	3	18	0.8
2023-24	DC	31-0	323/10.4	23-74	.311	14-40	.350	21-30	.700	9	32	41	1.3	32-0	19	15	1	11	81	2.6
TOTAL FOR Buck		0-0	0/0.0	0-0	.000	0-0	.000	0-0	.000	0	0	0	0.0	0-0	0	0	0	0	0	0.0
TOTAL		54-0	464/8.6	30-93	.323	18-50	.360	21-30	.700	12	47	59	1.1	58-0	21	18	1	14	99	1.8

ACHILE SPADONE'S CAREER GAME-BY-GAME

SPADONE'S 2024-25 GAME-BY-GAME STATISTICS

Opponent	Min.	FG-A	Pct.	3FG-A	Pct.	FT-A	Pct.	RB	PF	A	TO	B	S	PTS
Delaware														
So. Indiana														
Kentucky														
Mt. St. Mary's														
Richmond														
NJIT														
Rider														
Maryland														
Siena														
St. Bona														
Radford														
Gonzaga														
Syracuse														
Lehigh*														
Colgate*														
Lafayette*														
American*														
Holy Cross*														
Navy*														
Colgate*														
Boston U.*														
Loyola*														
Navy*														
American*														
Army*														
Boston U.*														
Lafayette*														
Lehigh*														
Army*														
Loyola*														
Holy Cross*														

* Patriot League game ^ Patriot League Tournament Games started in **bold**

SPADONE'S 2023-24 GAME-BY-GAME STATISTICS (DAVIDSON)

Opponent	Min.	FG-A	Pct.	3FG-A	Pct.	FT-A	Pct.	RB	PF	A	TO	B	S	PTS
Wash & Lee	12	3-8	.375	2-7	.286	1-2	.500	1	3	0	0	0	0	9
Maryland	10	1-4	.250	0-0	—	0-0	—	0	2	1	1	0	1	2
Clemson	7	1-2	.500	0-0	—	0-0	—	0	1	0	2	0	0	2
ETSU	9	1-2	.500	1-2	.500	2-2	1.000	3	0	0	0	0	0	5
Boston U.	9	0-1	.000	0-0	—	0-0	—	1	1	0	1	0	0	0
St. Mary's	17	0-2	.000	0-0	—	3-5	.600	2	0	0	1	0	1	3
Charlotte	4	0-1	.000	0-0	—	0-0	—	1	0	0	0	0	0	0
Wright St.	7	0-2	.000	0-1	.000	0-0	—	1	0	0	1	0	0	0
Campbell	5	0-2	.000	0-0	—	0-0	—	1	0	0	0	0	0	0
Miami (OH)	13	1-1	1.000	0-0	—	0-0	—	0	1	0	0	0	1	2
Lynchburg	15	2-5	.400	0-2	.000	3-3	1.000	4	0	1	0	0	0	7
USC Upstate	9	1-2	.500	1-2	.500	0-2	.000	2	0	1	0	0	1	3
Ohio	23	3-7	.429	2-5	.400	1-2	.500	5	2	1	1	0	2	9
Dayton*	18	2-5	.400	2-3	.667	2-2	1.000	3	2	2	2	0	0	8
Rhode Island*	16	1-2	.500	0-0	—	0-0	—	4	1	2	0	0	1	2
GW*	10	0-0	—	0-0	—	2-2	1.000	1	2	2	0	0	0	2
Fordham*	2	0-0	—	0-0	—	0-1	.000	2	0	2	0	1	0	0
Richmond*	13	0-4	.000	0-1	.000	0-0	—	2	0	2	0	1	0	0
St. Louis*	14	0-1	.000	0-0	—	2-3	.667	1	4	1	0	0	1	2
VCU*	14	1-3	.333	1-2	.500	0-0	—	2	1	0	1	0	0	3
Loy Chicago*	14	0-2	.000	0-2	.000	0-0	—	0	2	0	0	0	0	0
Duquesne*	9	1-2	.500	1-2	.500	0-0	—	0	2	1	0	0	2	3
Geo Mason*	5	0-2	.000	0-1	.000	0-0	—	1	1	1	0	0	0	0
La Salle*	10	1-2	.500	1-2	.500	2-2	1.000	1	2	0	2	0	0	5
St. Bona*	18	1-2	.500	0-1	.000	3-4	.750	2	3	1	1	0	0	5
Fordham*	4	0-1	.000	0-1	.000	0-0	—	1	0	0	0	0	0	0
Richmond*	4	1-2	.500	1-2	.500	0-0	—	0	0	0	1	0	0	3
Dayton*	13	2-4	.500	2-2	1.000	0-0	—	1	1	2	0	0	1	6
UMass*	7	0-0	—	0-0	—	0-0	—	0	0	1	0	0	0	0
Loy Chicago*	7	0-2	.000	0-1	.000	0-0	—	1	0	0	1	0	0	0
St. Joseph's*	6	0-1	.000	0-1	.000	0-0	—	0	0	0	0	0	0	0
Fordham^														

* Atlantic 10 game ^ Atlantic 10 Tournament Games started in **bold**

SPADONE'S 2022-23 GAME-BY-GAME STATISTICS (DAVIDSON)

Opponent	Min.	FG-A	Pct.	3FG-A	Pct.	FT-A	Pct.	RB	PF	A	TO	B	S	PTS
Guilford	10	1-2	.500	1-2	.500	0-0	—	0	3	0	1	0	0	3
Wright St.		DNP												
VMI		DNP												
Charleston	6	1-1	.500	0-0	—	0-0	—	0	1	0	0	0	0	2
South Carolina		DNP												
Old Dominion	1	0-0	—	0-0	—	0-0	—	0	1	0	0	0	0	0
San Francisco		DNP												
Charlotte		DNP												
Delaware	4	0-0	—	0-0	—	0-0	—	1	1	0	0	0	0	0
W. Carolina	1	0-0	—	0-0	—	0-0	—	0	0	0	0	0	0	0
Purdue	2	0-0	—	0-0	—	0-0	—	2	2	0	0	0	0	0
Northeastern	9	1-1	1.000	0-0	—	0-0	—	3	1	0	0	0	0	2
Fordham*	3	0-0	—	0-0	—	0-0	—	1	1	0	0	0	1	0
Dayton*	1	0-0	—	0-0	—	0-0	—	0	1	0	0	0	0	0
Loy Chicago*	5	0-2	.000	0-1	.000	0-0	—	0	0	0	0	0	0	0
VCU*	3	1-1	1.000	0-0	—	0-0	—	0	1	0	0	0	0	2
Richmond*		DNP												
Geo Mason*	2	0-0	—	0-0	—	0-0	—	0	1	0	0	0	0	0
Dayton*		DNP												
La Salle*		DNP												
St. Louis*		DNP												
VCU*	29	2-4	.500	2-2	1.000	0-0	—	3	2	0	0	0	0	6
UMass*	5	0-1	.000	0-1	.000	0-0	—	1	1	0	1	0	0	0
Fordham*	11	0-1	.000	0-0	—	0-0	—	3	4	1	0	0	0	0
St. Louis*	3	0-1	.000	0-1	.000	0-0	—	1	1	1	0	0	0	0
St. Joseph's*	15	0-1	.000	0-1	.000	0-0	—	2	1	0	0	0	2	0
St. Bona*	3	0-1	.000	0-1	.000	0-0	—	0	2	0	1	0	0	0
Duquesne*	3	0-0	—	0-0	—	0-0	—	0	1	0	0	0	0	0
GW*	5	1-1	1.000	1-1	1.000	0-0	—	0	1	0	0	0	0	3
Rhode Island*	4	0-1	.000	0-0	—	0-0	—	0	0	0	0	0	0	0
St. Bona^		DNP												
VCU^	11	0-0	—	0-0	—	0-0	—	1	0	0	0	0	0	0

* Atlantic 10 game ^ Atlantic 10 Tournament Games started in **bold**

#32 • KELLEN WELCH • FRESHMAN • FORWARD • 6-7 • 185 • RICHMOND, VA. • ST. CHRISTOPHER'S**HIGH SCHOOL/PERSONAL**

Born Nov. 15, 2005 in San Francisco ... son of Karen (Horn) and Tom Welch ... has a younger brother, Connor ... both parents were student-athletes at Bucknell ... father played basketball, appearing in 95 career games ... averaged 7.6 points and 4.2 rebounds as a senior ... mother competed in track & field and earned All-Patriot League honors in 1996 ... 2024 graduate of St. Christopher's School in Richmond, where he captained the basketball team and also lettered twice in soccer ... helped the hoops team win a school-record 25 games and advance to the VISAA state semifinals ... also played club basketball for Team Richmond ... part of a St. Christopher's soccer team that won a state championship and was ranked No. 20 in the nation in 2022.

**WELCH'S CAREER HIGHS**

Points:	0
Rebounds:	0
Assists:	0
Steals:	0
Blocks:	0
FG Made:	0
FG Attempted:	0
3-pt FG Made:	0
3-pt FG Attempted:	0
FT Made:	0
FT Attempted:	0

WELCH'S SEASON HIGHS

Points:	0
Rebounds:	0
Assists:	0
Steals:	0
Blocks:	0
FG Made:	0
FG Attempted:	0
3-pt FG Made:	0
3-pt FG Attempted:	0
FT Made:	0
FT Attempted:	0

WELCH'S CAREER STATISTICS

KELLEN WELCH'S CAREER GAME-BY-GAME

WELCH'S 2024-25 GAME-BY-GAME STATISTICS

Opponent	Min.	FG-A	Pct.	3FG-A	Pct.	FT-A	Pct.	RB	PF	A	TO	B	S	PTS
Delaware														
So. Indiana														
Kentucky														
Mt. St. Mary's														
Richmond														
NJIT														
Rider														
Maryland														
Siena														
St. Bona														
Radford														
Gonzaga														
Syracuse														
Lehigh*														
Colgate*														
Lafayette*														
American*														
Holy Cross*														
Navy*														
Colgate*														
Boston U.*														
Loyola*														
Navy*														
American*														
Army*														
Boston U.*														
Lafayette*														
Lehigh*														
Army*														
Loyola*														
Holy Cross*														

* Patriot League game ^ Patriot League Tournament Games started in **bold**

#2 • JAYDEN WILLIAMS • FRESHMAN • GUARD • 5-10 • 180 • THE BRONX, N.Y. • BLAIR ACADEMY [N.J.]

HIGH SCHOOL/PERSONAL

Born March 18, 2005, the same day that Bucknell defeated Kansas in the NCAA Tournament ... son of Patricia and Dwayne Williams ... has two siblings, Demani and Abigail ... 2024 graduate of Blair Academy in Blairstown, N.J., where he helped lead the basketball team to four straight MAPL championships and a New Jersey Prep A state title as a senior ... averaged 11.3 points and 2.7 rebounds per game and shot 39 percent from 3-point range as a senior ... also played with PSA Cardinals EYBL.



WILLIAMS' CAREER HIGHS

Points:	0
Rebounds:	0
Assists:	0
Steals:	0
Blocks:	0
FG Made:	0
FG Attempted:	0
3-pt FG Made:	0
3-pt FG Attempted:	0
FT Made:	0
FT Attempted:	0

WILLIAMS' SEASON HIGHS

Points:	0
Rebounds:	0
Assists:	0
Steals:	0
Blocks:	0
FG Made:	0
FG Attempted:	0
3-pt FG Made:	0
3-pt FG Attempted:	0
FT Made:	0
FT Attempted:	0

WILLIAMS' CAREER STATISTICS

JAYDEN WILLIAMS' CAREER GAME-BY-GAME

WILLIAMS' 2024-25 GAME-BY-GAME STATISTICS

Opponent	Min.	FG-A	Pct.	3FG-A	Pct.	FT-A	Pct.	RB	PF	A	TO	B	S	PTS
Delaware														
So. Indiana														
Kentucky														
Mt. St. Mary's														
Richmond														
NJIT														
Rider														
Maryland														
Siena														
St. Bona														
Radford														
Gonzaga														
Syracuse														
Lehigh*														
Colgate*														
Lafayette*														
American*														
Holy Cross*														
Navy*														
Colgate*														
Boston U.*														
Loyola*														
Navy*														
American*														
Army*														
Boston U.*														
Lafayette*														
Lehigh*														
Army*														
Loyola*														
Holy Cross*														

* Patriot League game ^ Patriot League Tournament Games started in **bold**

#3 • NOAH WILLIAMSON • SOPHOMORE • CENTER • 7-0 • 250 • RIGA LATVIA • ST. THOMAS MORE (CONN.)**2023-24**

Third Team All-Patriot League selection after a breakout sophomore season ... earned the team's Coaches' Award at season's end ... played in 32 games with 31 starts, missing one game due to injury ... averaged 12.3 points, 6.4 rebounds, 1.0 blocks per game ... shot 49.5 FG%, 32.9 3FG%, 64.2 FT% ... 4th in PL in rebounding, 8th in scoring and blocks ... scored in double figures 19 times (6 20+ games) and had 4 double-doubles ... made first career start on opening night vs. Delaware and had 9 pts., 8 reb. ... breakout game in win at Niagara with 22 pts., 11 reb. ... hit 9-12 FG, 4-4 FT en route to 1st double-double ... tallied 15 pts., 8 reb. in win over Southern Indiana ... hit first 10 FTs and finished 11-13 at the line ... scored 15 of his 21 pts. in second half to spark comeback win at Penn State ... his 3FG with 2:50 left gave Bucknell the lead for good ... finished 9-13 FG, 1-3 3FG, 2-2 FT and played a career-high 35 min. in the win ... went 2-2 3FG and had 13 pts., 4 asst. vs. Radford ... recorded 18 pts., career-high 12 reb. in win at Lehigh ... scored 7 pts. in last 4:00, helping team build on narrow 3-pt. lead ... monster game at Lafayette with 23 pts. (10-16 FG), 16 reb., 3 blk. ... most rebounds by a Bison since Nate Sestina had 17 vs. Army in 2019 ... battled foul trouble at Army but managed 9 pts., career-high 5 asst., 2 blk. in 20 min. ... exploded for career-high 28 pts. (18 in 1st half) in home win over Loyola ... finished 10-15 FG, 3-5 3FG, 5-6 FT and added 8 reb., 3 stl. ... followed that up with 20 pts. at American ... limited to 5 min. in 1H at Navy due to foul trouble but ended up with 17 pts. (8-9 FG), 9 reb. after a big 2H ... huge game in PL Tourney win at American with 23 pts. (8-12 FG, 2-3 3FG), 10 reb ... drew 10 fouls in that game and limited All-PL center Matt Rogers to 2-6 FG ... followed that performance with 19 pts., 8 reb. in semifinal loss at Colgate ... hit career-high 4 3FGs in that game ... named to Patriot League All-Tournament Team.

**2022-23**

Saw action in 17G off bench as backup center ... totaled 26 pts., 22 reb. in 85 min. ... made 11-15 FG (.733) and 4-4 FT ... made collegiate debut against Lebanon Valley and had 4 reb., 1 blk. in 12 min. ... scored first 6 pts. of career on 3-4 FG in home win over Merrimack ... season-high 17 min. at Lafayette and scored 8 pts. (3-5 FG, 2-2 FT) with 6 reb.

HIGH SCHOOL/PERSONAL

Born Apr. 18, 2002 in Riga, Latvia ... son of Willie Williamson Jr. and Aija Vitina ... born and raised in Latvia and played for the Latvian U16, U18, and U19 national teams ... also spent time with the Kristaps Porzingas Basketball Academy ... attended high school at Riga State Gymnasium No. 1 before coming to the United States for a postgraduate year at New England power St. Thomas More under longtime coach Jere Quinn.

WILLIAMSON'S CAREER HIGHS

Points:	28	vs. Loyola	1/31/2024
Rebounds:	16	at Lafayette	1/20/2024
Assists:	5	at Army	1/27/2024
Steals:	3	vs. Loyola	1/31/2024
Blocks:	4	vs. Lafayette	3/2/2024
FG Made:	10	twice	
FG Attempted:	17	at Boston University	1/17/2024
3-pt FG Made:	4	at Colgate	3/10/2024
3-pt FG Attempted:	9	at Colgate	3/10/2024
FT Made:	11	vs. Southern Indiana	11/20/2023
FT Attempted:	13	vs. Southern Indiana	11/20/2023

WILLIAMSON'S SEASON HIGHS

Points:	0
Rebounds:	0
Assists:	0
Steals:	0
Blocks:	0
FG Made:	0
FG Attempted:	0
3-pt FG Made:	0
3-pt FG Attempted:	0
FT Made:	0
FT Attempted:	0

WILLIAMSON'S CAREER STATISTICS

SEASON	TEAM	GP-GS	MIN/AVG	Field Goals		3-Point		F-Throws		Rebounds				Scoring						
				FG-FGA	FG%	3FG-3FGA	3FG%	FT-FTA	FT%	OFF	DEF	TOT	AVG	PF-FO	A	TO	BLK	STL	PTS	AVG
2022-23	Buck	17-0	86/5.1	11-15	.733	0-0	.000	4-4	1.000	5	17	22	1.3	9-0	0	7	4	4	26	1.5
2023-24	Buck	32-31	868/27.1	146-295	.495	24-73	.329	79-123	.642	54	150	204	6.4	79-4	38	63	31	11	395	12.3
TOTAL		49-31	953/19.5	157-310	.506	24-73	.329	83-127	.654	59	167	226	4.6	88-4	38	70	35	15	421	8.6

NOAH WILLIAMSON'S CAREER GAME-BY-GAME

WILLIAMSON'S 2024-25 GAME-BY-GAME STATISTICS

Opponent	Min.	FG-A	Pct.	3FG-A	Pct.	FT-A	Pct.	RB	PF	A	TO	B	S	PTS
Delaware														
So. Indiana														
Kentucky														
Mt. St. Mary's														
Richmond														
NJIT														
Rider														
Maryland														
Siena														
St. Bona														
Radford														
Gonzaga														
Syracuse														
Lehigh*														
Colgate*														
Lafayette*														
American*														
Holy Cross*														
Navy*														
Colgate*														
Boston U.*														
Loyola*														
Navy*														
American*														
Army*														
Boston U.*														
Lafayette*														
Lehigh*														
Army*														
Loyola*														
Holy Cross*														

* Patriot League game ^ Patriot League Tournament Games started in **bold**

WILLIAMSON'S 2023-24 GAME-BY-GAME STATISTICS

Opponent	Min.	FG-A	Pct.	3FG-A	Pct.	FT-A	Pct.	RB	PF	A	TO	B	S	PTS
Delaware	29	4-10	.400	1-4	.250	0-2	.000	8	3	2	3	1	0	9
Penn	24	2-11	.182	0-3	.000	1-2	.500	2	1	0	1	1	0	5
Niagara	25	9-12	.750	0-0	—	4-4	1.000	11	2	2	2	1	1	22
La Salle	28	4-7	.571	0-0	—	2-5	.400	7	2	1	3	0	0	10
Duke	27	3-10	.300	0-2	.000	1-2	.500	6	3	0	2	0	0	7
So. Indiana	28	2-5	.400	0-1	.000	11-13	.846	8	3	1	2	1	1	15
St. Bona	25	1-5	.200	1-3	.250	3-4	.750	6	3	1	3	1	0	6
Marist	15	2-5	.400	0-0	—	1-2	.500	3	2	1	1	0	0	5
Princeton	22	2-5	.400	0-1	.000	6-6	1.000	3	2	1	0	1	1	10
Penn St.	35	9-13	.692	1-3	.333	2-2	1.000	2	2	0	2	0	1	21
Radford	31	4-9	.444	2-2	1.000	3-3	1.000	4	3	4	0	0	0	13
Merrimack	28	6-9	.667	0-1	.000	2-2	1.000	8	3	0	2	1	0	14
St. Peter's	29	4-7	.571	0-1	.000	2-4	.500	2	1	1	2	2	0	10
Holy Cross*	21	1-4	.250	0-1	.000	0-0	—	4	2	0	1	0	0	2
American*	20	3-7	.429	0-1	.000	0-0	—	4	0	2	0	1	0	6
Lehigh*	26	6-14	.429	0-1	.000	6-9	.667	12	3	1	1	0	0	18
Colgate*	26	5-11	.455	1-2	.500	2-6	.333	9	5	1	2	0	0	13
Boston U.*	29	6-17	.353	0-4	.000	1-1	1.000	8	2	0	0	1	0	13
Lafayette*	34	10-16	.625	1-4	.250	2-2	1.000	16	2	2	3	3	0	23
Navy*	26	5-9	.556	0-1	.000	4-4	1.000	3	5	0	1	2	0	14
Army*	20	4-6	.667	1-1	1.000	0-0	—	3	4	5	2	2	0	9
Loyola*	33	10-15	.667	3-5	.600	5-6	.833	8	2	1	6	2	3	28
American*	38	8-14	.571	1-4	.250	3-6	.500	6	3	0	3	0	0	20
Navy*	21	8-9	.889	1-2	.500	0-0	—	9	5	1	5	1	0	17
Boston U.*	30	1-1	1.000	1-1	1.000	4-6	.667	2	0	1	3	2	1	7
Lehigh*	DNP—INJ													
Colgate*	24	2-10	.200	1-4	.250	0-0	—	4	2	1	3	0	0	5
Holy Cross*	27	2-6	.333	0-0	—	3-6	.500	8	1	3	0	1	0	7
Army*	27	4-9	.444	1-3	.333	1-7	.143	7	1	0	3	2	1	10
Loyola*	28	2-5	.400	1-2	.500	1-2	.500	5	2	1	3	1	0	6
Lafayette*	25	3-7	.429	1-4	.250	1-2	.500	8	1	1	1	4	1	8
American^	31	8-12	.750	2-3	.667	5-8	.625	10	4	2	0	0	1	23

Colgate^

* Patriot League game ^ Patriot League Tournament Games started in **bold**

WILLIAMSON'S 2022-23 GAME-BY-GAME STATISTICS

Opponent	Min.	FG-A	Pct.	3FG-A	Pct.	FT-A	Pct.	RB	PF	A	TO	B	S	PTS
Leb. Valley	12	0-1	.000	0-0	—	0-0	—	4	1	0	2	1	0	0
Niagara	1	0-0	—	0-0	—	0-0	—	0	0	0	0	0	0	0
St. Peter's	DNP													
Georgia	2	0-0	—	0-0	—	0-0	—	1	1	0	0	0	0	0
Presbyterian	DNP													
Austin Peay	3	0-0	—	0-0	—	0-0	—	1	0	0	0	0	0	0
Marist	DNP													
St. Francis	2	0-0	—	0-0	—	0-0	—	0	1	0	0	0	1	0
NJIT	2	0-0	—	0-0	—	0-0	—	1	1	0	0	0	0	0
La Salle	DNP													
Merrimack	12	3-4	.750	0-0	—	0-0	—	4	0	0	1	1	0	6
Richmond	DNP													
Rutgers	2	1-1	1.000	0-0	—	0-0	—	0	1	0	0	0	0	2
Holy Cross*	DNP													
Boston U.*	DNP													
Lehigh*	3	1-1	1.000	0-0	—	0-0	—	0	1	0	0	0	0	2
Lafayette*	17	3-5	.600	0-0	—	2-2	1.000	6	1	0	4	1	0	8
Loyola*	4	0-0	—	0-0	—	0-0	—	0	0	0	0	0	0	0
Colgate*	DNP													
Army*	8	1-1	1.000	0-0	—	2-2	1.000	1	0	0	0	0	1	4
Holy Cross*	DNP													
Navy*	5	0-0	—	0-0	—	0-0	—	2	0	0	0	0	1	0
Loyola*	DNP													
American*	4	0-0	—	0-0	—	0-0	—	0	0	0	0	1	0	0
Army*	DNP													
Navy*	DNP													
Colgate*	1	0-0	—	0-0	—	0-0	—	0	0	0	0	0	0	0
American*	2	1-1	1.000	0-0	—	0-0	—	1	0	0	0	0	0	2
Boston U.*	DNP													
Lehigh*	6	1-1	1.000	0-0	—	0-0	—	1	2	0	0	1	0	2
Lafayette*	DNP													
American^	DNP													

* Patriot League game ^ Patriot League Tournament Games started in **bold**

2024-25 BUCKNELL ALPHABETICAL ROSTER

No.		Name	Cl.	Pos.	Ht.	Wt.	Hometown/Secondary School
23	*	Pip Ajayi	Sr.	F	6-7	235	Calgary, Alberta/Woodstock Academy/Mercyhurst
13	***	Josh Bascoe	Sr.	G	6-0	180	Milton, Ontario/Vermont Academy (Vt.)
22	**	Ruot Bijiek	Jr.	F	6-9	190	Waukee, Iowa/Valley
12	*	Quin Berger	Jr.	G	6-2	195	Malvern, Pa./Westtown School/Saint Joseph's Univ.
5	***	Elvin Edmonds IV	Sr.	G	6-2	190	Hopewell, Va./Hopewell
4	**	Josh Fulton	Jr.	G	6-6	200	Atlanta, Ga./Greater Atlanta Christian
7		Matt Lange	Fr.	G	6-2	185	Newtown Square, Pa./The Shipley School
10	*	Brandon McCreesh	So.	G	6-4	190	Bronx, N.Y./The Hotchkiss School (Conn.)
1	***	Ian Motta	Sr.	F	6-6	195	Allen, Texas/Allen
11	**	Brady Muller	Jr.	F	6-4	210	Wyckoff, N.J./Blair Academy
0	*	Patrick O'Brien	So.	F	6-8	220	Warrenton, Va./Bishop O'Connell
24		Achile Spadone	Jr.	G	6-4	205	Geneva, Switzerland/St. Thomas More (Conn.)/Davidson
32		Kellen Welch	Fr.	F	6-7	185	Richmond, Va./St. Christopher's
2		Jayden Williams	Fr.	G	5-10	180	Bronx, N.Y./Blair Academy (N.J.)
3	**	Noah Williamson	Jr.	C	7-0	250	Riga, Latvia/St. Thomas More (Conn.)

2024-25 BUCKNELL NUMERICAL ROSTER

No.		Name	Cl.	Pos.	Ht.	Wt.	Hometown/Secondary School
0	*	Patrick O'Brien	So.	F	6-8	220	Warrenton, Va./Bishop O'Connell
1	***	Ian Motta	Sr.	F	6-6	195	Allen, Texas/Allen
2		Jayden Williams	Fr.	G	5-10	180	Bronx, N.Y./Blair Academy (N.J.)
3	**	Noah Williamson	Jr.	C	7-0	250	Riga, Latvia/St. Thomas More (Conn.)
4	**	Josh Fulton	Jr.	G	6-6	200	Atlanta, Ga./Greater Atlanta Christian
5	***	Elvin Edmonds IV	Sr.	G	6-2	190	Hopewell, Va./Hopewell
7		Matt Lange	Fr.	G	6-2	185	Newtown Square, Pa./The Shipley School
10	*	Brandon McCreesh	So.	G	6-4	190	Bronx, N.Y./The Hotchkiss School (Conn.)
11	**	Brady Muller	Jr.	F	6-4	210	Wyckoff, N.J./Blair Academy
12	*	Quin Berger	Jr.	G	6-2	195	Malvern, Pa./Westtown School/Saint Joseph's Univ.
13	***	Josh Bascoe	Sr.	G	6-0	180	Milton, Ontario/Vermont Academy (Vt.)
22	**	Ruot Bijiek	Jr.	F	6-9	190	Waukee, Iowa/Valley
23	*	Pip Ajayi	Sr.	F	6-7	235	Calgary, Alberta/Woodstock Academy/Mercyhurst
24		Achile Spadone	Jr.	G	6-4	205	Geneva, Switzerland/St. Thomas More (Conn.)/Davidson
32		Kellen Welch	Fr.	F	6-7	185	Richmond, Va./St. Christopher's

* Letters won


Head Coach: John Griffin III (Bucknell '08, second season)**Assistant Coaches:** Matt Griffin (Boston University '12), Branden McDonald (Virginia Union '11), Jesse Flannery (Johns Hopkins '18)**Director of Basketball Operations:** Mike Walley (TCNJ '20)**Strength & Conditioning Coach:** Justin McKenna (Saint Joseph's (Maine) '19)**PRONUNCIATIONS**

Ajayi	a-JYE-ee
Bascoe	BAHSS-co (like George Costanza's secret code)
Ruot Bijiek	ROO-it BEE-jee-eck
Motta	MOE-ta (like Manny Mota)
Muller	MULL-er
Achile Spadone	a-SHEEL spa-DONE

Sojka Pavilion (home court)	SOY-ka
-----------------------------	--------



PATRICK O'BRIEN
SO • F • 6-8 • 200 **0**
WARRENTON, VA.



IAN MOTTA
SR • F • 6-6 • 195 **1**
ALLEN, TEXAS



JAYDEN WILLIAMS
FR • G • 5-10 • 180 **2**
THE BRONX, N.Y.



NOAH WILLIAMSON
JR • C • 7-0 • 250 **3**
RIGA, LATVIA



JOSH FULTON
JR • G • 6-6 • 200 **4**
ATLANTA, GA.




ELVIN EDMONDS IV
SR • G • 6-2 • 190 **5**
HOPEWELL, VA.



MATT LANGE
FR • G • 6-2 • 185 **1**
NEWTOWN SQUARE, PA.



BRANDON MCCREESH
SO • G • 6-4 • 190 **10**
THE BRONX, N.Y.



BRADY MULLER
JR • F • 6-4 • 210 **11**
WYCKOFF, N.J.



QUIN BERGER
JR • G • 6-2 • 195 **12**
MALVERN, PA.



JOSH BASCOE
SR • G • 6-0 • 180 **13**
MILTON, ONTARIO



RUOT BIJEK
JR • F • 6-9 • 190 **22**
WAUKEE, IOWA




PIP AJAYI
SR • F • 6-7 • 235 **23**
CALGARY, ALBERTA



ACHILE SPADONE
JR • G • 6-4 • 205 **24**
GENEVA, SWITZ.



KELLEN WELCH
FR • G • 6-7 • 185 **32**
RICHMOND, VA.



JOHN GRIFFIN III
HEAD COACH
2ND SEASON



MATT GRIFFIN
ASSISTANT COACH
2ND SEASON



BRANDEN MCDONALD
ASSISTANT COACH
3RD SEASON



JESSE FLANNERY
ASSISTANT COACH
2ND SEASON



MIKE WALLEY
DIRECTOR OF MBB OPS.
2ND SEASON