



2023 CAA Football

Week 8 Notes | CAAFootball.com | @CAAFootball | #CAAFB | YouTube.com/caafootball
 Rob Washburn | CAA Senior Associate Commissioner | 804.229.4796 | rwashburn@caasports.com

TEAMS	-----CONFERENCE-----				-----OVERALL-----				Home	Away	Neutral	Streak
	W-L	Pct.	PF	PA	W-L	Pct.	PF	PA				
Delaware	3-0	1.000	87	44	5-1	.833	179	138	4-0	1-1	0-0	W4
Villanova	3-1	.750	103	54	5-2	.714	197	131	3-0	2-2	0-0	W2
Richmond	3-1	.750	100	98	4-3	.571	162	166	2-2	2-1	0-0	W2
Elon	3-1	.750	69	54	3-4	.429	136	159	2-1	1-3	0-0	L2
William & Mary	2-1	.667	68	41	4-2	.667	119	81	2-0	2-2	0-0	L2
UAlbany	2-1	.667	86	65	4-3	.571	180	147	2-0	2-3	0-0	L1
Monmouth	2-1	.667	134	78	3-3	3.500	223	155	2-1	1-2	0-0	W2
Rhode Island	2-2	.500	95	90	4-3	.571	213	188	2-1	2-2	0-0	L1
Campbell	2-2	.500	123	120	3-3	.500	227	176	0-2	3-1	0-0	W1
Hampton	1-2	.333	68	105	3-3	.500	161	201	0-2	1-1	2-0	L2
New Hampshire	1-2	.333	114	114	3-3	.500	231	183	2-1	1-2	0-0	W1
Towson	1-2	.333	94	117	2-4	.333	134	186	0-3	2-1	0-0	L1
Maine	1-3	.250	107	132	2-5	.286	150	203	2-1	0-4	0-0	W1
North Carolina A&T	0-3	.000	23	85	1-5	.167	73	176	0-2	1-3	0-0	L2
Stony Brook	0-4	.000	74	148	0-6	.000	88	205	0-3	0-3	0-0	L6

CAA FOOTBALL WEEK 7 AWARDS



Offensive Player of the Week

Jaden Shirden | RB | Monmouth

Shirden rushed for 276 yards and a career-high 4 TD's on only 16 carries in Monmouth's 61-10 win over Hampton. His 276 yards are the most by an FCS player this season and the second-most in school history. He had TD runs of 72, 63, 25 and 9 yards in the game and added a 52-yard burst. Shirden leads the CAA and ranks 3rd in FCS in rushing (135.3 ypg) for the season.



Defensive Player of the Week

Jackson Taylor | LB | Delaware

Taylor recorded a season-high 15 tackles, a sack and 4.0 tackles for loss as Delaware beat North Carolina A&T, 21-6. The 4.0 TFL's were the 4th-most in school history and the most by a Blue Hen since the spring 2021 season. It was Taylor's third straight game with 10+ stops. He was part of a dominant UD defense that limited A&T to 196 total yards and a pair of field goals.



Special Teams Player of the Week

TJ Speight | KR/WR | Monmouth

Speight returned two kickoffs for 167 yards (83.5 ypr) and a TD as Monmouth beat Hampton, 61-10. The junior opened the 2nd half with a 98-yard return for a TD, which was the longest in school history. He also had a 69-yard return to the HU 16-yd line in the 1st quarter that set up a TD. It was MU's first KOR for a TD since 2019.



Rookie of the Week

Isaiah Ragland | RB | Villanova

Ragland ran for a career-high 126 yards on just 15 carries (8.4 ypc) in Villanova's 21-0 victory over Elon. The freshman was part of a powerful Wildcats' rushing attack that piled up 440 yards on the ground. Ragland entered the game with 35 rushing yards all season before his breakout performance against the Phoenix.

WEEK 8 SCHEDULE

Rankings: Stats Perform/AFCAs Coaches

Saturday, October 21

1 p.m.	Richmond (4-3, 3-1 CAA) at North Carolina A&T (1-5, 0-3 CAA) TV: FloFootball.com	Truist Stadium (21,500) Greensboro, N.C.
2 p.m.	Monmouth (3-3, 2-1 CAA) at Elon (3-4, 3-1 CAA) TV: FloFootball.com My48	Rhodes Stadium (11,250) Elon, N.C.
2 p.m.	7/7 Delaware (5-1, 3-0 CAA) at Hampton (3-3, 1-2 CAA) TV: FloFootball.com	Armstrong Stadium (12,000) Hampton, Va.
3:30 p.m.	rv/22 New Hampshire (3-3, 1-2 CAA) at Stony Brook (0-6, 0-4 CAA) TV: FloFootball	LaValle Stadium (12,300) Stony Brook, N.Y.
3:30 p.m.	rv/rv Rhode Island (4-3, 2-2 CAA) at rv/rv UAlbany (4-3, 2-1 CAA) TV: FloFootball.com	Casey Stadium (8,500) Albany, N.Y.
3:30 p.m.	Towson (2-4, 1-2 CAA) at 12/13 William & Mary (4-2, 2-1 CAA) TV: FloFootball.com COX YurView	Zable Stadium (11,646) Williamsburg, Va.
4 p.m.	Maine (2-5, 1-3 CAA) at Campbell (3-3, 2-2 CAA) TV: FloFootball.com	Barker-Lane Stadium (5,500) Buies Creek, N.C.

CAA Football Communications Directory

**CAA Football**

caafotball.com | @CAAFootball
Contact: Rob Washburn, Senior Associate Commissioner
rwashburn@caasports.com | 804.229.4796

**UAlbany**

ualbanysports.com | @UAlbanyFootball
Contact: Taylor O'Connor, Assistant Director
toconnor3@albany.edu | (O) 518-442-3072 | (C) 518-928-6422

**Campbell**

gocamels.com | @GoCamelsFB
Contact: Jason Williams, Associate AD
jwilliams@campbell.edu | (O) 910-814-4367 | (C) 252-396-1345

**Delaware**

bluehens.com | @DelawareFB
Contact: Brendan Thomas, Director
brendant@udel.edu | 207-400-2840

**Elon**

elonphoenix.com | @ElonFB
Contact: Jason Knavel, Associate AD
jknavel@elon.edu | (O) 336-278-6761 | (C) 814-464-5009

**Hampton**

hamptonpirates.com | @Hampton_FB
Contact: Mike Ballweg, Assistant AD
michael.ballweg@hamptonu.edu | (O) 757-727-5757 | (C) 804-887-0406

**Maine**

goblackbears.com | @BlackBearsFB
Contact: Tyson McHatten, Senior Associate AD
tyson.mchatten@maine.edu | (O) 207-581-3596 | (C) 207-992-7746

**Monmouth**

monmouthhawks.com | @MUHawksFB
Contact: Greg Viscomi, Senior Associate AD
gviscomi@monmouth.edu | (O) 732-571-4447 | (C) 732-966-5821

**New Hampshire**

unhwildcats.com | @UNHWildcats
Contact: Mike Murphy, Associate AD
mike.murphy@unh.edu | (O) 603-862-3906 | (C) 603-969-0774

**North Carolina A&T**

ncataggies.com | @NCATFootball
Contact: Brian Holloway, Associate AD
bmhollow@ncat.edu | (O) 336-285-3608 | (C) 336-328-6719

**Rhode Island**

gorhody.com | @RhodyFootball
Contact: Meghan Ellis, Coordinator
meghan_ellis@uri.edu | 603-714-0884

**Richmond**

richmondspiders.com | @SpiderFootball
Contact: Christian Gravius, Associate Director
cgravius@richmond.edu | (O) 804-287-6313 | 716-704-5446

**Stony Brook**

stonybrookathletics.com | @StonyBrookFB
Contact: Nick Kerver, Associate AD
nicholas.kerver@stonybrook.edu | 440-289-8182

**Towson**

towsontigers.com | @Towson_FB
Contact: Dave Vatz, Assistant AD
dvatz@towson.edu | (O) 410-704-3102 | (C) 518-391-5165

**Villanova**

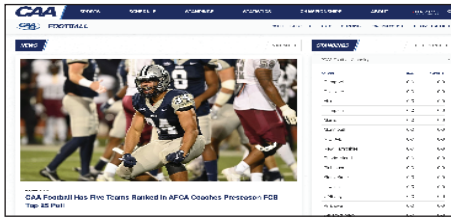
villanova.com | @NovaFootball
Contact: Dean Kenefick, Senior Associate AD
dean.kenefick@villanova.edu | (O) 610-519-6514 | (C) 610-308-4395

**William & Mary**

tribeathletics.com | @WMTribeFootball
Contact: Rob Turner, Senior Associate Director
rrturn@wm.edu | (O) 757-221-3370 | (C) 757-846-1460

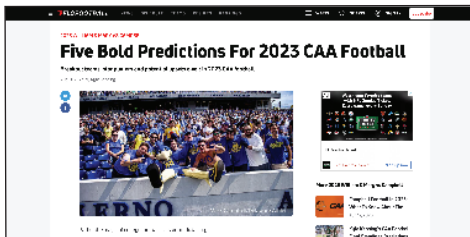
CAAFootball.com

CAAFootball.com is the primary destination for league coverage, featuring scores, standings, stats, news updates and more. The website is also a destination for the latest video content.



FloFootball.com

FloFootball.com is the official digital network of CAA Football. Watch live games and access full game replays throughout the regular season on any internet-connected desktop, mobile or tablet device. Log on to flosports.tv/caa for more information.



CAA Football Social Media

Join the CAA Football conversation on social media with these sport-specific accounts by using #CAAFB



facebook.com/CAAFootball



@CAAFootball | #CAAFB



CAAFootball | #CAAFB



youtube.com/CAAFootball

“Three Things To Watch”

Get ready for all of the upcoming CAA Football action by watching “Three Things To Watch”, the league’s official weekly show. Hosted by Karlie Smith, new shows will be posted on Friday each week of the season on CAAFootball.com and youtube.com/CAAFootball.

CAA Football “Going Deep”

CAA Football’s award-winning “Going Deep” series brings documentary-style feature videos on inspiring stories from around the league. New features will be posted throughout the season on CAAFootball.com and youtube.com/CAAFootball.

FCS ALL IN

FCA ALL IN is a weekly show providing news, highlights, predictions and features from all 13 FCS conferences. The show airs each Friday at 12 p.m. EST on ESPN+.

CAA Football Pressbox

Located on CAAFootball.com, the CAA Football Pressbox is the official source for all CAA Football information for members of the media. Check the CAA Football Pressbox each week for updated team-by-team weekly releases, league and team stats, as well as other media-related materials. The information will be archived and remain available on the CAA Football Pressbox throughout the season.

CAA Football Weekly Coaches’ Media Teleconference

CAA Football coaches will hold a weekly media Zoom conference beginning Monday, August 28, 2023. The Zoom conference will continue each Monday throughout the 2023 regular season and postseason. The scheduled calls will come to an end when the final CAA Football team completes its season in the NCAA Division I Football Championship.

The teleconference will open with the release of the CAA Football weekly awards. CAA Football coaches will be available to answer questions beginning at 10 a.m. (ET). The weekly lineup is listed below.

Media representatives wishing to participate in the teleconference should contact Rob Washburn at the CAA Football office (rwashburn@caasports.com) for the Zoom link. Any media members or fans tweeting observations from the teleconference are encouraged to use the official CAA Football hashtag #CAAFB. Audio files from each of the weekly press conferences will be archived on the CAA Football Pressbox by Monday afternoon.

9:55 a.m. _____ CAA Football Update	11:10 a.m. _____ Ryan Carty (Delaware)
10:00 a.m. _____ Vincent Brown (N.C. A&T)	11:20 a.m. _____ Tony Trisciani (Elon)
10:10 a.m. _____ Jordan Stevens (Maine)	11:30 a.m. _____ Chuck Priore (Stony Brook)
10:20 a.m. _____ Rick Santos (UNH)	11:40 a.m. _____ Russ Huesman (Richmond)
10:30 a.m. _____ Kevin Callahan (Monmouth)	11:50 a.m. _____ Mike London (W&M)
10:40 a.m. _____ Greg Gattuso (UAlbany)	12:00 p.m. _____ Pete Shinnick (Towson)
10:50 a.m. _____ Jim Fleming (Rhode Island)	12:10 p.m. _____ Robert Prunty (Hampton)
11:00 a.m. _____ Mark Ferrante (Villanova)	12:20 p.m. _____ Mike Minter (Campbell)

Weekly Awards

CAA Football names Offensive, Defensive, Rookie and Special Teams Players of the Week every Monday morning during the regular season. Winners are chosen from nominations provided by CAA Football media relations personnel and are announced at the beginning of the weekly teleconference. The weekly honors release can be accessed at CAAFootball.com.

Annual Awards

All-CAA Football First, Second and Third Teams, Players of the Year on offense, defense and special teams, Rookies of the Year on offense and defense, and Coach of the Year are selected by a vote of the league’s 13 head coaches at the end of the regular season. The awards will be announced by the CAA Football office on Tuesday, November 21.

CAA Teams In FCS Total Offense

12. Monmouth	437.7 ypg
14. Campbell	435.0 ypg
15. New Hampshire	432.0 ypg
25. Rhode Island	413.7 ypg
30. Villanova	406.1 ypg
31. Delaware	402.3 ypg

CAA Teams In FCS Rushing Offense

8. William & Mary	239.7 ypg
10. Hampton	232.8 ypg
11. Villanova	223.6 ypg
18. Monmouth	194.3 ypg

CAA Teams In FCS Passing Offense

3. New Hampshire	319.2 ypg
8. Rhode Island	299.4 ypg
13. Campbell	277.8 ypg
29. Monmouth	243.3 ypg

CAA Teams In FCS Scoring Offense

8. New Hampshire	38.5 ppg
9. Campbell	37.8 ppg
11. Monmouth	37.2 ppg
31. Rhode Island	30.4 ppg

CAA Teams In FCS Total Defense

1. William & Mary	247.7 ypg
8. Villanova	284.9 ypg
21. UAlbany	322.0 ypg
29. Monmouth	332.7 ypg

CAA Teams In FCS Rushing Defense

8. UAlbany	89.1 ypg
14. Villanova	97.7 ypg
18. William & Mary	102.7 ypg
24. Richmond	113.6 ypg

CAA Teams In FCS Passing Defense

2. William & Mary	140.0 ypg
7. Monmouth	163.7 ypg
13. North Carolina A&T	170.2 ypg
24. Campbell	184.2 ypg
25. Rhode Island	185.0 ypg
27. Elon	185.3 ypg
28. Delaware	185.3 ypg
30. Villanova	187.1 ypg

CAA Teams In FCS Scoring Defense

3. William & Mary	13.5 ppg
13. Villanova	18.7 ppg
21. UAlbany	21.0 ppg

CAA Teams In FCS Turnover Margin

7. Monmouth	+1.0 tpg
18. New Hampshire	+0.83 tpg
24. Delaware	+0.67 tpg

CONFERENCE NOTES:

ALL CONFERENCE GAMES ON WEEK 8 SLATE: For the first time this season, there are only conference matchups on the Saturday schedule. First-place Delaware hits the road for the first time since Sept. 9 with a visit to Hampton. Elon hosts Monmouth in battle of one-loss teams, while Rhode Island visits UAlbany in a key game. Richmond takes a 2-game winning streak to North Carolina A&T and Stony Brook entertains New Hampshire. Campbell comes off a bye to host Maine and two teams both coming off byes - Towson and William & Mary - meet in Williamsburg.

TIGHT RACE: As is usually the case, the CAA race is extremely competitive. Delaware (3-0) is the lone unbeaten team in league play, but there are six teams - Villanova, Elon, Richmond, William & Mary, UAlbany and Monmouth - with just one loss entering Saturday.

NO HOME FIELD ADVANTAGE: Of the 26 conference games played so far this season, 13 have been won by the home team and 13 have been won by the road team.

NON-CONFERENCE SUCCESS: CAA teams are 20-10 against non-conference FCS opponents this season.

SHIRDEN NAMED NATIONAL PLAYER OF THE WEEK: Monmouth's **Jaden Shirden** was chosen as the FCS Player of the Week by NCAA.com after rushing for an FCS-best 276 yards and 4 TD's in a win over Hampton last Saturday. Five CAA players have also earned national honors from Stats Perform this season - UNH's **Dylan Laube** (Special Teams) on Sept. 11, W&M's **Nate Lynn** (Defense) on Sept. 18, UNH's **Charles Briscoe III** (Special Teams) on Oct. 2, and UAlbany's **Dylan Kelly** (Defense) and Richmond's **Camden Coleman** (Freshman) on Oct. 9.

CAA PLACES FOUR ON RICE AWARD WATCH LIST: Four CAA players were among 22 who were named to the midseason watch list for the Stats Perform Jerry Rice Award, which is presented to the top freshman in FCS football. Making the list were Richmond quarterback **Camden Coleman**, Rhode Island defensive back **Syeed Gibbs**, Elon linebacker **Marco Patierno** and Campbell wide receiver **VJ Wilkins**.

DOMINANT DEFENSE: **William & Mary** leads FCS in total defense (247.7 ypg), is #3 in scoring defense (13.5 ppg), #2 in passing defense (140.0 ypg) and #18 in rushing defense (102.7 ypg). **UAlbany** is #5 in sacks (23) and #8 in rushing defense (89.1 ypg), while **Villanova** is #8 in total defense (284.9 ypg) and #13 in scoring defense (18.7 ppg).

SACK MASTERS: UAlbany's **Anton Juncaj** leads the nation with 10.0 sacks and is followed closely by W&M's **Nate Lynn** (8.0), UAlbany's **AJ Simon** (7.0) and URI's **A.J. Pena** (6.5).

QUALITY QUARTERBACKS: Three CAA quarterbacks rank among the top 10 in FCS in passing yards and total offense. New Hampshire's **Max Brosmer** is #2 in passing and total offense, Rhode Island's **Kasim Hill** is #6 in passing and #8 in total offense, and Campbell's **Haji-Malik Williams** is #10 in total offense and passing. Villanova's **Connor Watkins** is #1 in yards per completion and Williams is #2 in completion percentage. Brosmer is tied for first in passing TD's, UAlbany's **Reese Poffenbarger** is #3 and Hill is #6.

LAUBE DOES IT ALL: New Hampshire's **Dylan Laube** led FCS in all-purpose yardage in 2022 and is doing so again in 2023, averaging 227.2 yards per game, which is 62.2 ypg better than any other FCS player. He returned a kickoff 100 yards for a TD for the second time in his career vs. Delaware on Sept. 23. The running back caught 12 passes for a school-record 295 yards at Central Michigan on Sept. 9 and ran for 180 yards vs. Dartmouth on Sept. 16. In Week 1 at Stonehill, he scored touchdowns on a run, reception and punt return as part of a 229-yard outing. Laube is currently 5th on the CAA's career all-purpose yards list (6,437).

TACKLING MACHINE: Richmond linebacker **Tristan Wheeler** ranks 17th in FCS with 71 tackles this season. The four-time All-CAA selection has had three seasons with 100 or

CAA Players In FCS Rushing

3. Jaden Shirden, MU	135.3 ypg
8. Elijah Burris, HU	113.4 ypg
12. Marcus Yarns, UD	100.8 ypg
24. Jalen Hampton, EU	84.9 ypg

CAA Players In FCS Passing

2. Max Brosmer, UNH	319.2 ypg
6. Kasim Hill, URI	291.0 ypg
10. Hajj-Malik Williams, CU	277.8 ypg
25. Marquez McCray, MU	234.0 ypg

CAA Players In FCS Pass Efficiency

5. Hajj-Malik Williams, CU	173.6
21. Max Brosmer, UNH	147.0
22. Kasim Hill, URI	146.4

CAA Players In FCS Receptions

3. Dymere Miller, MU	7.7 rpg
16. Nick DeGennaro, UR	5.9 rpg

CAA Players In FCS Receiving Yards

9. Dymere Miller, MU	92.0 ypg
13. Kahtero Summers, URI	84.0 ypg
19. Nick DeGennaro, UR	80.1 ypg

CAA Players In FCS Total Offense

2. Max Brosmer, UNH	331.7 ypg
8. Kasim Hill, URI	297.1 ypg
10. Hajj-Malik Williams, CU	294.8 ypg

CAA Players In FCS All-Purpose Yards

1. Dylan Laube, UNH	227.2 ypg
3. D'Ago Hunter, TU	159.8 ypg
8. Jaden Shirden, MU	149.7 ypg
18. Marcus Yarns, UD	124.3 ypg
24. VJ Wilkins, CU	115.3 ypg

CAA Players In FCS Punt Returns

15. Dylan Laube, UNH	12.4 avg
18. Gabe Sloat, URI	10.0 avg

CAA Players In FCS Kickoff Returns

1. Taymon Cooke, A&T	38.9 avg
5. Dylan Laube, UNH	30.6 avg

CAA Players In FCS Punting

7. Aidan Cadogan, UM	44.2 avg
12. Kyle Romenick, EU	43.8 avg
18. Nate Fondacaro, VU	43.4 avg
19. Tyler Pastula, UA	43.3 avg

CAA Players In FCS Field Goals

2. Caden Bonoffski, W&M	1.83 pg
3. Keegan Vaughan, TU	1.67 pg
21. John Opalko, UA	1.29 pg

CAA Players In FCS Interceptions

6. Chimienti, SBU/Javier, TU	0.5 pg
6. Stewart, UM	0.5 pg
14. Hall, UA/Gibbs, URI	0.4 pg

CAA Players In FCS Sacks

2. Nate Lynn, W&M	1.33 pg
3. Anton Juncaj, UA	1.29 pg
7. Pius, W&M/Simon, UA	1.0 pg

CAA Players In FCS Tackles for Loss

3. Anton Juncaj, UA	2.0 pg
6. John Pius, W&M	1.8 pg
8. Nate Lynn, W&M	1.7 pg

CAA Players In FCS Total Tackles

3. Dylan Kelly, UA	12.9 pg
7. B.J. Turner, A&T	11.5 pg
14. Qwahsin Townsel, HU	10.3 pg

more stops and leads all active players across Divisions I, II and III with 437 career tackles.

FOUR TEAMS RANKED IN TOP 25 POLLS: Four CAA teams are ranked in FCS Top 25 polls this week - three by Stats Perform and three by the AFCA. **Delaware** moved up to #7 in both polls while **William & Mary** is #13 in both polls. **Villanova** is #22 in the Stats poll and **New Hampshire** is #22 in the AFCA poll. Other CAA teams receiving votes include **UAlbany** (Stats/AFCA) and **Rhode Island** (AFCA).

MILLER TIME: Monmouth's **Dymere Miller** has 46 catches for 552 yards and 4 TD's through six games and ranks 3rd in FCS in receptions and 9th in receiving yards. He has tallied over 120 receiving yards in three of last four games.

RUNNING WILD: Three CAA backs are among the top 12 in FCS in rushing yards per game. Monmouth's **Jaden Shirden** is #3, Hampton's **Elijah Burris** is #8 and Delaware's **Marcus Yarns** is #12. All three backs are averaging over 100 yards per game.

TAKING IT TO THE HOUSE: North Carolina A&T's **Taymon Cooke** returned a kickoff 94 yards for a TD against Villanova on Oct. 7, which was his second of the season and the third of his career. He leads FCS with a 38.9 yard return average.

SIX CAA PLAYERS NAMED CAMPBELL TROPHY SEMIFINALISTS: Six CAA student-athletes - New Hampshire quarterback **Max Brosmer**, Towson linebacker **Jamal Gay**, Delaware wide receiver **Chandler Harvin**, Stony Brook linebacker **Aidan Kaler**, Richmond linebacker **Tristan Wheeler** and William & Mary punter **Will Whitehurst** - were selected as semifinalists for the prestigious William V. Campbell Trophy by the National Football Foundation. The award recognizes the absolute best scholar-athlete in the nation for combined academic success, football performance and exemplary leadership. The CAA's six semifinalists were the second-most of any FCS conference behind only the Ivy League's seven.

WELCOME TO THE CAA: CAA Football will again be the largest FCS conference in the nation as the addition of Campbell and North Carolina A&T gives the league 15 members for the first time in history. The Camels recorded three straight winning seasons from 2017-19 under coach Mike Minter. North Carolina A&T, in its first season under coach Vincent Brown, captured 10 conference titles in the MEAC and has made five FCS playoff appearances. Bryant will join CAA Football in 2024, increasing membership to 16.

NON-CONFERENCE SUCCESS: CAA teams have been dominant against FCS non-conference opponents in recent years. In 2022, the league was a combined 21-5 against FCS foes during the regular season. The 21 wins and .808 win percentage were the best of any conference. CAA teams are 20-10 against FCS foes so far this season.

SUCCESS AGAINST THE FBS: CAA Football has posted 42 wins over FBS foes in its history and has won at least one game against an FBS team in 12 of the past 15 years. Since 2013, 10 different teams have recorded at least one FBS victory and the CAA has had multiple wins over FBS opponents five times since 2016, including the past two seasons.

W&M PICKED TO WIN CAA TITLE: William & Mary, which is coming off an 11-2 season that included a share of the CAA title and a berth in the quarterfinals of the FCS playoffs for the first time since 2009, has been picked to win the title again in 2023 by a vote of the league's head coaches. The Tribe got 13 first-place votes and 195 total points, topping second-place New Hampshire, which received one first-place vote and 235 points. Richmond was picked third, followed by Delaware, Elon, Rhode Island, Villanova, Monmouth, Towson, North Carolina A&T, UAlbany, Campbell, Maine, Stony Brook and Hampton.

DEEPEST CONFERENCE IN FCS: No conference has proven to be as strong from top to bottom as CAA Football in recent years. Twelve of the league's 15 current members have participated in the FCS playoffs since 2015.

MULTIPLE TEAMS IN THE FCS PLAYOFFS: CAA Football has had multiple teams in the playoffs for 32 straight years, and has had at least three teams in the playoffs in 15 of the past 17 years. Eleven times in league history at least four teams were chosen. Five teams were picked in 2007, 2008, 2011 and 2022, and the CAA set a record with six teams selected to the playoff field in 2018.

UALBANY**4-3 Overall/2-1 CAAFB**

- Edged 38-31 at New Hampshire last week, suffering their first loss to an FCS opponent.
- Reese Poffenbarger threw for a season-high 373 yards and 4 TD's at UNH. He's been involved in 19 of the 21 offensive TD's for UAlbany - 16 passing and 3 rushing - and ranks 3rd in FCS in passing TD's.
- Julian Hicks (4 rec., 162 yds., 2 TD's) and Brevin Easton (4 rec., 106 yds., 2 TD's) both set season-highs for receiving yards at UNH.
- Dylan Kelly made a team-best 11 tackles and a TFL at UNH. He has tallied 11+ tackles in six of seven games and leads the CAA and ranks 3rd in FCS with 90 stops.
- UAlbany ranks 8th in FCS in rushing defense (89.1 ypg), 21st in total defense (322.0 ypg) and 21st in scoring defense (21.0 ypg).
- UA ranks 5th in FCS with 23 sacks. Anton Juncaj tops FCS with 10.0 sacks and AJ Simon is tied for 7th with 7.0 sacks.
- Ori Jean-Charles is 8th in the CAA with 59 tackles and also has 6.5 TFL's.

ELON**3-4 Overall/3-1 CAAFB**

- Lost their first CAA game of the season, falling 21-0 at Villanova last week.
- Jalen Hampton averaged 112.4 ypg over the first five games but has been held to 32 yards in the past two games. He ranks 24th in FCS in rushing (84.9 ypg).
- Freshman Brandon Tyson recorded a career-high 14 tackles and 2.0 TFL's at Villanova and has 46 stops and 4.5 TFL's for the year.
- Caleb Curtain contributed a season-best 12 tackles and a fumble recovery at Villanova. He's tallied double-digit stops in 3 of the last 4 games and tops EU with 55 tackles.
- Marvin Pearson tied Elon's FCS career mark for QB hurries with 16 against NCCU.
- DJ Hamilton picked off his first pass of the season at Villanova.
- Elon has won eight of its last nine home games at Rhodes Stadium.
- Justin Allen and William Lankford split snaps at quarterback at VU.

CAMPBELL**3-3 Overall/2-2 CAAFB**

- Off last week. Returns to action on Saturday against CAA foe Maine.
- Hajj-Malik Williams has thrown for 200+ yards in five games. He ranks 2nd in FCS in completion%, 10th in total offense and pass yards and 5th in pass efficiency.
- Jason Kelsey, Chaney Fitzgerald and VJ Wilkins all have at least 29 catches and over 300 yards receiving.
- CU rushed for over 200 yards (202) for the 3rd time this season at Hampton. Chris McKay ran for a season-best 97 yards.
- Ed Dennis picked off his first two passes of the season in the 2nd half at Hampton.
- CJ Tillman recorded 6 tackles at Hampton and ranks 5th in the CAA with 54 stops.
- Campbell ranks 9th in FCS in scoring offense (37.8 ppg) and 14th in total offense (435.0 ypg). The Camels have scored at least 24 points in all six games this season.
- CU is converting 51.5% of its third downs.

HAMPTON**3-3 Overall/1-2 CAAFB**

- Suffered a 61-10 road setback at Monmouth last Saturday.
- Darran Butts rushed for a team-high 85 yards at Monmouth. He's run for at least 62 yards in all six games and ranks 5th in the league in rushing (83.8 ypg).
- Elijah Burris missed the MU game but has rushed for 100+ yards in his past four contests. He ranks 2nd in the CAA and 8th in FCS in rushing (113.4 ypg).
- Chris Zellous ran for 40 yards and a TD at Monmouth. He has accounted for 15 touchdowns this season (8 passing and 7 rushing).
- Hampton ranks 10th in FCS in rushing (232.8 ypg). The Pirates have run for at least 224 yards in five of their six games.
- Qwahsin Townsel recorded five tackles at Monmouth. He's 3rd in the CAA with 62 stops (10.3 tpg) and has led the team in tackles four times.
- Hampton has made at least one interception in four of the past five games.

DELAWARE**5-1 Overall/3-0 CAAFB**

- Beat North Carolina A&T, 21-6, last week to extend their winning streak to four.
- Kyron Cumby rushed for a season-high 144 yards and 2 TD's vs. A&T, nearly doubling his total from the first five games this season.
- Marcus Yarns added 126 rushing yards vs. A&T. He's had four 100+-yard rushing outings, is averaging 8.5 ypc and ranks 12th in FCS in rushing.
- Ryan O'Connor has thrown for 300+ yards three times this season. He has 11 TD passes with 2 int. over the past 4 games.
- Jackson Taylor contributed a season-high 15 tackles, 4.0 TFL's and a sack against A&T. He leads the Hens with 59 stops, including 28 over the past two games.
- Chase McGowan tallied seven tackles, a sack and 3.0 TFL's as the Blue Hens held A&T to 196 total yards and two FG's.
- Delaware hasn't allowed a touchdown in more than six quarters of action and is giving up 15.0 ppg vs. FCS opponents.

MAINE**2-5 Overall/1-3 CAAFB**

- Outscored LIU 17-3 in the second half and picked up a 24-13 victory last week.
- Joe Gillette made 8 receptions for 102 yards vs. LIU. He has 20 catches for 367 yards and 5 TD's over the past three games.
- Derek Robertson was 20-of-32 passing for 235 yards and 3 TD's vs. LIU. It was his 4th game with 200+ passing yards and he has 10 TD passes over the past three games.
- Tavion Banks rushed for a season-high 73 yards vs. LIU.
- Montigo Moss has 3 TD catches and a TD pass over the past three games.
- Tyshawn Stewart led Maine in tackles for the 2nd straight game with 8 stops vs. LIU. He tops the Black Bears with 39 tackles.
- Maine picked off two passes vs. LIU and has now forced two or more turnovers in six of the first seven games.
- Damon Matthews made six stops, forced a fumble and blocked a FG against LIU.

MONMOUTH**3-3 Overall/2-1 CAAFB**

- Rolled past Hampton, 61-10, last week. MU has outscored its past two foes, 110-17.
- Jaden Shirden ran for 276 yards and a career-high 4 TD's vs. HU. It was the most yards by a FCS player in 2023 and he's 3rd in FCS in rushing (135.3 ypg). He's the 3rd MU player to go over 3,000 career rush yards.
- Marquez McCray has passed for 200+ yards in 5 of 6 games and has at least one TD in each game. He's 25th in FCS in passing (234.0 ypg) and 15th in passing TD's (12).
- Dymere Miller ranks 3rd in FCS in receptions (7.7 pg) and 9th in receiving yards (92.0 ypg). He's had three games with 100+ yards.
- The Hawks have averaged 556.0 yards of offense over the past two games.
- MU held Hampton to 196 total yards and is giving up just 238.5 ypg in the past 2 games.
- TJ Speight returned two kickoffs for 167 yards vs. Hampton, including a 98-yard return for a TD. It was the longest return in school history.

RHODE ISLAND**4-3 Overall/2-2 CAAFB**

- Fell 24-17 to Richmond last week, ending a six-game home winning streak.
- Kasim Hill threw for 367 yards and a TD vs. UR, which was his 6th game with 200+ passing yards. He ranks 6th in FCS in passing (291.0 ypg), 8th in total offense, 22nd in pass efficiency and 6th in passing TD's.
- Kahtero Summers made a team-high 6 catches for 82 yards vs. UR. He's 13th in FCS in receiving yards (84.0 ypg) and has 4 TD receptions over the last five games.
- The Rams have four receivers (Summers, Darius Savedge, Marquise Buchanan and John Erby) with at least 19 catches, 250 receiving yards and 3 TD's.x
- A.J. Pena contributed 8 tackles, 2.0 TFL's, a sack and a forced fumble vs. UR. He leads the Rams with 6.5 sacks and 11.5 TFL's, which ranks in the top 5 in the CAA.
- Jordan Colbert chipped in five tackles, 1.5 TFL's and an interception vs. UR. He has 40 stops and two interceptions for the season.

NEW HAMPSHIRE**3-3 Overall/1-2 CAAFB**

- Battled past #24 UAlbany, 38-31, last Saturday.
- Max Brosmer threw for 342 yards and 3 TD's and ran for a TD vs. UA. It was his 5th game with 280+ pass yards and multiple TD passes. He ranks 2nd in FCS in passing yards (319.2 ypg), is tied for 1st in pass TD's (17) and is 2nd in total offense (331.7 ypg).
- Dylan Laube accounted for 126 all-purpose yards vs. UA, including 85 yards and a TD rushing. He leads FCS in all-purpose yards (227.2 ypg), is 5th in kickoff returns, 16th in punt returns and has 484 yards rushing.
- Logan Tomlinson set career-highs with 9 catches for 144 yards and 2 TD's vs. UA, including a 53-yarder in the 3rd quarter.
- UNH has blocked 8 kicks in 2023, which is twice as many as any other FCS team. Randall Harris tops the nation with 4 blocks.
- Ryan Toscano recorded a team-best 9 tackles vs. UA and has 49 for the season.
- UNH tallied 5.0 sacks in the win over UA.

RICHMOND**4-3 Overall/3-1 CAAFB**

- Beat #22 Rhode Island, 24-17, last week for their first road win over a ranked opponent while unranked itself since 2019.
- Cam Coleman passed for 194 yards and 2 TD's at URI. He's thrown for 783 yards and 10 TD's in three games.
- Nick DeGennaro had 6 receptions for a career-high 132 yards and 2 TD's at URI. He tops UR with 41 catches for 561 yards and ranks 2nd in FCS with 8 TD's. He has 422 yards and 7 TD's in the past 4 games.
- The Spiders recorded six sacks at URI, including three by Jeremiah Grant. It was UR's most sacks in a game since 2021.
- Tristan Wheeler made a team-high 9 tackles and a TFL at URI and is 4th in the CAA with 71 stops. He has recorded 100+ tackles three times and has 437 career stops.
- UR forced three turnovers at URI, which it turned into 14 points. The Spiders lead the league with 16 turnovers gained (7 fumbles and 9 interceptions).

NORTH CAROLINA A&T**1-5 Overall/0-3 CAAFB**

- Dropped a 21-6 decision at 8th-ranked Delaware last Saturday.
- Wesley Graves rushed for a season-high 83 yards on 20 carries at UD. He has run for 50+ yards in four of A&T's six games.
- B.J. Turner recorded a team-high 7 tackles and a TFL at UD. He's 2nd in the CAA and 6th in FCS with with 69 stops (11.5 tpg) for the season and has a team-high 9.0 TFL's.
- A&T limited the Blue Hens to just 57 yards passing. The Aggies rank 3rd in the CAA and 13th in FCS in pass defense (170.2 ypg).
- The Aggies' defense had 5.0 TFL's and a sack against Delaware. They have 11 sacks for the season, all in the past four games.
- Taymon Cooke returned a kickoff 94 yards for a TD vs. Villanova, which was his 2nd of the season and the 3rd of his career. He leads FCS in KOR average (38.9 avg.).
- Owen Daffer kicked field goals of 43 and 23 yards at UD and is 6-of-8 for the season.

STONY BROOK**0-6 Overall/0-4 CAAFB**

- Led Fordham 7-6 late in 3rd quarter last week, but fell 26-7 to the Rams.
- Casey Case was 21-of-34 passing for 243 yards and a TD vs. Fordham. He has thrown for 200+ yards in 3 of the last 4 games and has a TD pass in 5 straight contests.
- Freshman Anthony Johnson made six receptions for 87 yards vs. Fordham, including a 29-yard TD grab. He leads SBU with 30 catches for 436 yards and 2 TD's.
- Stony Brook's defense held Fordham out of the end zone until the final play of the 3rd quarter. The Rams were averaging 34.2 ppg.
- Aidan Kaler made a team-high 12 tackles vs. Fordham and leads the Seawolves with 53 stops. He has recorded double-digit tackles in five of his past eight games.
- Jayden Cook has 10 receptions for 168 yards and 2 TD's over the past two games.
- SBU has made seven interceptions this season after having just three in 2022. Nick Chimienti tops the team with three.

TOWSON**2-4 Overall/1-2 CAAFB**

- Off last week. Back in action at nationally ranked William & Mary on Saturday.
- Nathan Kent threw for 217 yards and added 25 on the ground vs. UAlbany. He has passed for 200+ yards in 4 of his 6 games.
- D'Ago Hunter tallied 137 all-purpose yards vs. UA to reach 4,000 (4,067) for his career. He's 3rd in FCS in all-purpose yards (159.8).
- Carter Runyon made a season-high 7 catches for 74 yards vs. UA and has 18 receptions for 219 yards in the past three games.
- Devin Matthews ran for 48 yards and his team-leading 5th touchdown against UA.
- Dion Crews-Harris contributed 6 tackles, 1.5 sacks and a fumble recovery vs. UA.
- Robert Javier picked off his 3rd pass of the season vs. UA. He's tied for the CAA lead in interceptions and ranks 2nd in passes defended (8).
- Keegan Vaughan kicked field goals of 28, 33 and 37 yards against UAlbany. He's 10-of-12 on FG's for the season.

VILLANOVA**5-2 Overall/3-1 CAAFB**

- Defeated Elon 21-0 last week for their first shutout since 2021.
- VU ran for 440 yards vs. Elon, which was its first 400+ yard rushing effort since 2009.
- Freshman Isaiah Ragland tallied a team-high 126 rushing yards on 15 carries vs. Elon in his third career game.
- QB Connor Watkins added a season-high 125 yards on the ground vs EU. He leads FCS in yards per completion (17.1) and is 26th in pass efficiency. He also has 6 rushing TD's.
- VU has had five different players rush for 100+ yards in a game this season and three games with a pair of 100-yard rushers.
- VU's defense held EU to 99 yards and 5 first downs. Over the past two games, the Wildcats are allowing just 135.5 ypg.
- Brandon Bell recorded a team-high 7 tackles and a tackle for loss against EU. He leads VU with 38 stops and 6.5 TFL's for the season.
- VU has controlled the ball for over 37 minutes in each of its past two contests.

WILLIAM & MARY**4-2 Overall/2-1 CAAFB**

- Off last week. Brings a 6-game home win streak into Saturday's contest vs. Towson.
- W&M leads FCS in total defense (242.7 ypg), ranks 3rd in scoring defense (13.5 ppg), 2nd in pass defense and 18th vs. the run.
- John Pius contributed 8 tackles, 2.5 TFL's, 2.0 sacks and forced a fumble that he returned 57 yards to set up a Tribe TD. He ranks 6th in FCS with 10.5 TFL's.
- Nate Lynn ranks 2nd in FCS in sacks (8) and 8th in tackles for loss (10).
- Malachi Imoh has run for 100+ yards in 3 of the past 4 games. He leads W&M with 498 rushing yards and has 122 receiving yards.
- QB Darius Wilson ran for a season-high 74 yards at UVA and was 14-of-18 passing for 72 yards.
- Malcolm Spencer made his team-leading 2nd interception at UVA.
- Caden Bonoffski hit FG's of 38 and 48 yards at Virginia and is 11-for-12 on the season.

2023 CAA Football Schedule & Results

Saturday, August 26

UAlbany 34, Fordham 13

Thursday, August 31

*Delaware 37, Stony Brook 13
*William & Mary 34, Campbell 24
Wake Forest 37, Elon 17
Georgia State 42, Rhode Island 35
UAB 35, North Carolina A&T 6

Saturday, September 2

Villanova 38, Lehigh 10
New Hampshire 51, Stonehill 17
Hampton 35, Grambling State 31
Maryland 38, Towson 6
Marshall 21, UAlbany 17
Morgan State 17, Richmond 10
FAU 42, Monmouth 20
FIU 14, Maine 12

Friday, September 8

*Rhode Island 35, Stony Brook 14

Saturday, September 9

*Monmouth 42, Towson 23
Penn State 63, Delaware 7
Central Michigan 45, New Hampshire 42
Campbell 56, The Citadel 7
Michigan State 45, Richmond 14
North Dakota State 44, Maine 7
Gardner-Webb 34, Elon 27
Norfolk State 31, Hampton 23
Villanova 42, Colgate 19
William & Mary 23, Wofford 6
N.C. Central 30, North Carolina A&T 16
Hawaii 31, UAlbany 20

Friday, September 15

*Rhode Island 34, Maine 17

Saturday, September 16

*Campbell 45, Monmouth 31
*Elon 27, North Carolina A&T 3
Richmond 38, Delaware State 6
Hampton 35, Howard 34
William & Mary 15, Charleston Southern 7
Delaware 42, Saint Francis (Pa.) 14
New Hampshire 24, Dartmouth 7
Towson 20, Morgan State 10
UCF 48, Villanova 14
Arkansas State 31, Stony Brook 7

Saturday, September 23

*Villanova 35, Rhode Island 9
*Richmond 20, Stony Brook 19
*William & Mary 28, Maine 3
*Elon 28, Campbell 24
*Delaware 29, New Hampshire 25
Lafayette 28, Monmouth 20
Norfolk State 21, Towson 14
UAlbany 23, Morgan State 17 (2ot)

Saturday, September 30

*Elon 14, William & Mary 6
*Hampton 31, Richmond 14
*Towson 54, New Hampshire 51 (ot)
*Maine 56, Stony Brook 28
*UAlbany 31, Villanova 10
Monmouth 49, Lehigh 7
Rhode Island 49, Bryant 26
North Carolina A&T 28, Norfolk State 26
North Carolina Central 49, Campbell 48 (ot)

Saturday, October 7

*Campbell 30, Hampton 27
*Richmond 42, Maine 31
*UAlbany 24, Towson 17
*Villanova 37, North Carolina A&T 14
Rhode Island 34, Brown 30
Virginia 27, William & Mary 13
North Carolina Central 34, Elon 23
Delaware 43, Duquesne 17
Stony Brook at Morgan State - cclid.

Saturday, October 14

*New Hampshire 38, UAlbany 31
*Villanova 21, Elon 0
*Monmouth 61, Hampton 10
*Richmond 24, Rhode Island 17
*Delaware 21, North Carolina A&T 6
Maine 24, LIU 13
Fordham 26, Stony Brook 7

Saturday, October 21

*Richmond at North Carolina A&T – 1 p.m.
*Delaware at Hampton – 2 p.m.
*Monmouth at Elon – 2 p.m.
*Rhode Island at UAlbany – 3:30 p.m.
*New Hampshire at Stony Brook – 3:30 p.m.
*Towson at William & Mary – 3:30 p.m.
*Maine at Campbell – 4 p.m.

Saturday, October 28

*UAlbany at Maine – 1 p.m.
*Monmouth at William & Mary – 1 p.m.
*New Hampshire at Rhode Island – 1 p.m.
*Stony Brook at Villanova – 2 p.m.
*North Carolina A&T at Hampton – 2 p.m.
*Campbell at Richmond – 3:30 p.m.
*Delaware at Towson – 4 p.m.

Saturday, November 4

*William & Mary at UAlbany – 1 p.m.
*Elon at Delaware – 1 p.m.
*Hampton at Maine – 1 p.m.
*Stony Brook at Monmouth – 1 p.m.
*Villanova at New Hampshire – 1 p.m.
*Towson at North Carolina A&T – 1 p.m.
Campbell at North Carolina - 12 p.m.

Saturday, November 11

*New Hampshire at Monmouth – 12 p.m.
*UAlbany at Stony Brook – 1 p.m.
*Delaware at Campbell – 1 p.m.
*William & Mary at Hampton – 1 p.m.
*North Carolina A&T at Rhode Island – 1 p.m.
*Towson at Villanova – 1 p.m.
*Elon at Richmond – 2 p.m.

Saturday, November 18

*Monmouth at UAlbany – 1 p.m.
*Campbell at North Carolina A&T – 1 p.m.
*Villanova at Delaware – 1 p.m.
*Hampton at Elon – 1 p.m.
*Maine at New Hampshire – 1 p.m.
*Rhode Island at Towson – 1 p.m.
*Richmond at William & Mary – 1 p.m.

* - CAA Football Game

CAA Football Team-by-Team Capsules

UALBANY GREAT DANES (4-3, 2-1 CAA)

Home Stadium: Tom & Mary Casey Stadium (8,500)

Home: 2-0 Away: 2-3 vs. Stats Top 25: 1-0 vs. AFCA Top 25: 1-1

Aug. 26	rv/rv	FORDHAM	W, 34-13
Sept. 2		at Marshall	L, 17-21
Sept. 9	rv/-	at Hawaii	L, 20-31
Sept. 23	rv/-	at Morgan State	W, 23-17 (2ot)
Sept. 30	rv/-	*16/23 VILLANOVA	W, 31-10
Oct. 7	rv/rv	*at Towson	W, 24-17
Oct. 14	24/rv	*at rv/24 New Hampshire	L, 31-38
Oct. 21	rv/rv	*rv/rv RHODE ISLAND	3:30 p.m.
Oct. 28		*at Maine	1 p.m.
Nov. 4		*WILLIAM & MARY	1 p.m.
Nov. 11		*at Stony Brook	1 p.m.
Nov. 18		*MONMOUTH	1 p.m.

CAMPBELL CAMELS (3-3, 2-2 CAA)

Home Stadium: Barker-Lane Stadium (5,500)

Home: 0-2 Away: 3-1 vs. Stats Top 25: 0-2 vs. AFCA Top 25: 0-2

Aug. 31	-/rv	*4/4 WILLIAM & MARY	L, 24-34
Sept. 9	-/rv	at The Citadel	W, 56-7
Sept. 16	rv/-	*at Monmouth	W, 45-31
Sept. 23	rv/-	*ELON	L, 24-28
Sept. 30		at 15/13 North Carolina Central	L, 48-49 (ot)
Oct. 7		*at -/rv Hampton	W, 30-27
Oct. 21		*MAINE	4 p.m.
Oct. 28		*at Richmond	3:30 p.m.
Nov. 4		at North Carolina	12 p.m.
Nov. 11		*DELAWARE	1 p.m.
Nov. 18		*at North Carolina A&T	1 p.m.

DELAWARE BLUE HENS (5-1, 3-0 CAA)

Home Stadium: Delaware Stadium (16,730)

Home: 4-0 Away: 1-1 vs. Stats Top 25: 1-0 vs. AFCA Top 25: 1-0

Aug. 31	22/21	*at Stony Brook	W, 37-13
Sept. 9	19/19	at Penn State	L, 7-63
Sept. 16	22/19	SAINT FRANCIS (PA)	W, 42-14
Sept. 23	19/16	*11/12 NEW HAMPSHIRE	W, 29-25
Oct. 7	9/10	DUQUESNE	W, 43-17
Oct. 14	8/8	*NORTH CAROLINA A&T	W, 21-6
Oct. 21	7/7	*at Hampton	2 p.m.
Oct. 28		*at Towson	4 p.m.
Nov. 4		*ELON	1 p.m.
Nov. 11		*at Campbell	1 p.m.
Nov. 18		*VILLANOVA	1 p.m.

ELON PHOENIX (3-4, 3-1 CAA)

Home Stadium: Rhodes Stadium (11,250)

Home: 2-1 Away: 1-3 vs. Stats Top 25: 1-1 vs. AFCA Top 25: 1-1

Aug. 31	rv/rv	at Wake Forest	L, 17-37
Sept. 9	rv/rv	at rv/rv Gardner-Webb	L, 27-34
Sept. 16		*NORTH CAROLINA A&T	W, 27-3
Sept. 23		*at rv/- Campbell	W, 28-24
Sept. 30		*5/4 WILLIAM & MARY	W, 14-6
Oct. 7	25/-	14/11 N.C. CENTRAL	L, 23-34
Oct. 14	rv/-	*at rv/rv Villanova	L, 0-21
Oct. 21		*MONMOUTH	2 p.m.
Nov. 4		*at Delaware	1 p.m.
Nov. 11		*at Richmond	2 p.m.
Nov. 18		*HAMPTON	1 p.m.

HAMPTON PIRATES (3-3, 1-2 CAA)

Home Stadium: Armstrong Stadium (12,000)

Home: 0-2 Away: 1-1 Neut: 2-0 vs. Stats Top 25: 0-0 vs. AFCA Top 25: 0-0

Sept. 2		vs. Grambling St. (Red Bull Arena)	W, 35-31
Sept. 9	-/rv	NORFOLK STATE	L, 23-31
Sept. 16		vs. Howard (Audi Field/Washington, DC)	W, 35-34
Sept. 30	-/rv	*at -/rv Richmond	W, 31-14
Oct. 7	-/rv	*CAMPBELL	L, 27-30
Oct. 14	-/rv	*at Monmouth	L, 10-61
Oct. 21		*7/7 DELAWARE	2 p.m.
Oct. 28		*NORTH CAROLINA A&T	2 p.m.
Nov. 4		*at Maine	1 p.m.
Nov. 11		*WILLIAM & MARY	1 p.m.
Nov. 18		*at Elon	1 p.m.

MAINE BLACK BEARS (2-5, 1-3 CAA)

Home Stadium: Alford Stadium (10,000)

Home: 2-1 Away: 0-4 vs. Stats Top 25: 0-3 vs. AFCA Top 25: 0-3

Sept. 2		at FIU	L, 12-14
Sept. 9		at 2/2 North Dakota State	L, 7-44
Sept. 15		*20/21 RHODE ISLAND	L, 17-34
Sept. 23		*at 5/5 William & Mary	L, 3-28
Sept. 30		*STONY BROOK	W, 56-28
Oct. 7		*at Richmond	L, 31-42
Oct. 14		LIU	W, 24-13
Oct. 21		*at Campbell	4 p.m.
Oct. 28		*UALBANY	1 p.m.
Nov. 4		*HAMPTON	1 p.m.
Nov. 18		*at New Hampshire	1 p.m.

CAA Football team's STATS/AFCA Coaches rankings listed beside date / Opponent's STATS/AFCA Coaches rankings listed directly before opponent (both at time game was played).

CAA Football Team-by-Team Capsules

MONMOUTH HAWKS (3-3, 2-1 CAA)

Home Stadium: Kessler Stadium (4,200)

Home: 2-1	Away: 1-2	vs. Stats Top 25: 0-0	vs. AFCA Top 25: 0-0
Sept. 2	at Florida Atlantic		L, 20-42
Sept. 9	*at Towson		W, 42-23
Sept. 16	*rv/- CAMPBELL		L, 31-45
Sept. 23	at Lafayette		L, 20-28
Sept. 30	LEHIGH		W, 49-7
Oct. 14	*-/rv HAMPTON		W, 61-10
Oct. 21	*at Elon		2 p.m.
Oct. 28	*at William & Mary		1 p.m.
Nov. 4	*STONY BROOK		1 p.m.
Nov. 11	*NEW HAMPSHIRE		12 p.m.
Nov. 18	*at UAlbany		1 p.m.

NEW HAMPSHIRE WILDCATS (3-3, 1-2 CAA)

Home Stadium: Wildcat Stadium (11,015)

Home: 2-1	Away: 1-2	vs. Stats Top 25: 1-1	vs. AFCA Top 25: 0-1
Sept. 2	11/12 at Stonehill		W, 51-17
Sept. 9	11/11 at Central Michigan		L, 42-45
Sept. 16	11/11 DARTMOUTH		W, 24-7
Sept. 23	11/12 *at 19/16 Delaware		L, 25-29
Sept. 30	14/17 *TOWSON		L, 51-54 (ot)
Oct. 14	rv/24 *24/rv UALBANY		W, 38-31
Oct. 21	rv/22 *at Stony Brook		3:30 p.m.
Oct. 28	*at Rhode Island		1 p.m.
Nov. 4	*VILLANOVA		1 p.m.
Nov. 11	*at Monmouth		12 p.m.
Nov. 18	*MAINE		1 p.m.

NORTH CAROLINA A&T AGGIES (1-5, 0-3 CAA)

Home Stadium: Truist Stadium (21,500)

Home: 0-2	Away: 1-3	vs. STATS Top 25: 0-2	vs. AFCA Top 25: 0-2
Aug. 31	-/rv at UAB		L, 6-35
Sept. 9	-/rv 18/18 N.C. CENTRAL		L, 16-30
Sept. 16	*at Elon		L, 3-27
Sept. 30	at Norfolk State		W, 28-26
Oct. 7	*rv/rv VILLANOVA		L, 14-37
Oct. 14	*at 8/8 Delaware		L, 6-21
Oct. 21	*RICHMOND		1 p.m.
Oct. 28	*at Hampton		2 p.m.
Nov. 4	*TOWSON		1 p.m.
Nov. 11	*at Rhode Island		1 p.m.
Nov. 18	*CAMPBELL		1 p.m.

RHODE ISLAND RAMS (4-3, 2-2 CAA)

Home Stadium: Meade Stadium (6,555)

Home: 2-1	Away: 2-2	vs. STATS Top 25: 0-1	vs. AFCA Top 25: 0-0
Aug. 31	21/23 at Georgia State		L, 35-42
Sept. 8	22/22 *STONY BROOK		W, 35-14
Sept. 15	20/21 *at Maine		W, 34-17
Sept. 23	17/18 *at 25/rv Villanova		L, 9-35
Sept. 30	24/rv BRYANT		W, 49-26
Oct. 7	rv/25 at Brown		W, 34-30
Oct. 14	rv/22 *RICHMOND		L, 17-24
Oct. 21	rv/rv *at rv/rv UAlbany		3:30 p.m.
Oct. 28	*NEW HAMPSHIRE		1 p.m.
Nov. 11	*NORTH CAROLINA A&T		1 p.m.
Nov. 18	*at Towson		1 p.m.

RICHMOND SPIDERS (4-3, 3-1 CAA)

Home Stadium: E. Claiborne Robins Stadium (8,700)

Home: 2-2	Away: 2-1	vs. Stats Top 25: 0-0	vs. AFCA Top 25: 1-0
Sept. 2	18/16 MORGAN STATE		L, 10-17
Sept. 9	rv/rv at Michigan State		L, 14-45
Sept. 16	-/rv DELAWARE STATE		W, 38-6
Sept. 23	-/rv *at Stony Brook		W, 20-19
Sept. 30	-/rv *-/rv HAMPTON		L, 14-31
Oct. 7	*MAINE		W, 42-31
Oct. 14	*at rv/22 Rhode Island		W, 24-17
Oct. 21	*at North Carolina A&T		1 p.m.
Oct. 28	*CAMPBELL		3:30 p.m.
Nov. 11	*ELON		2 p.m.
Nov. 8	*at William & Mary		1 p.m.

STONY BROOK SEAWOLVES (0-6, 0-4 CAA)

Home Stadium: LaValle Stadium (12,300)

Home: 0-3	Away: 0-3	vs. STATS Top 25: 0-2	vs. AFCA Top 25: 0-2
Aug. 31	*22/21 DELAWARE		L, 13-37
Sept. 8	*at 22/22 Rhode Island		L, 14-35
Sept. 16	at Arkansas State		L, 7-31
Sept. 23	*-/rv RICHMOND		L, 19-20
Sept. 30	*at Maine		L, 28-56
Oct. 7	at Morgan State		ccltd.
Oct. 14	rv/rv FORDHAM		L, 7-26
Oct. 21	*NEW HAMPSHIRE		3:30 p.m.
Oct. 28	*at Villanova		2 p.m.
Nov. 4	*at Monmouth		1 p.m.
Nov. 11	*UALBANY		1 p.m.

CAA Football team's STATS/AFCA Coaches rankings listed beside date / Opponent's STATS/AFCA Coaches rankings listed directly before opponent (both at time game was played).

CAA Football Team-by-Team Capsules

TOWSON TIGERS (2-4, 1-2 CAA)

Home Stadium: Johnny Unitas Stadium (11,198)

Home: 0-3 Away: 2-1 vs. Stats Top 25: 1-0 vs. AFCA Top 25: 1-0

Sept. 2	at Maryland	L 6-38
Sept. 9	*MONMOUTH	L, 23-42
Sept. 16	at rv/rv Morgan State	W, 20-10
Sept. 23	NORFOLK STATE	L, 14-21
Sept. 30	*at 14/17 New Hampshire	W, 54-51 (ot)
Oct. 7	*rv/rv UALBANY	L, 17-24
Oct. 21	*at 12/13 William & Mary	3:30 p.m.
Oct. 28	*DELAWARE	4 p.m.
Nov. 4	*at North Carolina A&T	1 p.m.
Nov. 11	*at Villanova	1 p.m.
Nov. 18	*RHODE ISLAND	1 p.m.

VILLANOVA WILDCATS (5-2, 3-1 CAA)

Home Stadium: Villanova Stadium (10,500)

Home: 3-0 Away: 1-2 vs. STATS Top 25: 1-0 vs. AFCA Top 25: 1-0

Sept. 2	rv/rv	at Lehigh	W, 38-10
Sept. 9	rv/-	COLGATE	W, 42-19
Sept. 16	24/rv	at UCF	L, 14-48
Sept. 23	25/rv	*17/18 RHODE ISLAND	W, 35-9
Sept. 30	16/23	*at rv/- UAlbany	L, 10-31
Oct. 7	rv/rv	*at North Carolina A&T	W, 37-14
Oct. 14	rv/rv	*rv/- ELON	W, 21-0
Oct. 28		*STONY BROOK	2 p.m.
Nov. 4		*at New Hampshire	1 p.m.
Nov. 11		*TOWSON	1 p.m.
Nov. 18		*at Delaware	1 p.m.

WILLIAM & MARY TRIBE (4-2, 2-1 CAA)

Home Stadium: Walter J. Zable Stadium (11,646)

Home: 2-0 Away: 2-2 vs. Stats Top 25: 0-0 vs. AFCA Top 25: 0-0

Aug. 31	4/4	*at -/rv Campbell	W, 34-24
Sept. 9	4/4	WOFFORD	W, 23-6
Sept. 16	4/4	at Charleston Southern	W, 15-7
Sept. 23	5/5	*MAINE	W, 28-3
Sept. 30	5/4	*at Elon	L, 6-14
Oct. 7	10/9	at Virginia	L, 13-27
Oct. 21	12/13	*TOWSON	3:30 p.m.
Oct. 28		*MONMOUTH	1 p.m.
Nov. 4		*at UAlbany	1 p.m.
Nov. 11		*at Hampton	1 p.m.
Nov. 18		*RICHMOND	1 p.m.

2023 CAA Football Preseason All-Conference Honors

Preseason Offensive Player of the Year: Jaden Shirden, Monmouth
 Preseason Defensive Player of the Year: John Pius, William & Mary

2023 CAA Football Preseason All-Conference Team

OFFENSE

Position	Player	School	Class
QB	Max Brosmer	New Hampshire	Jr.
RB	Dylan Laube	New Hampshire	Sr.
RB	Jaden Shirden	Monmouth	Jr.
RB	Bronson Yoder	William & Mary	Sr.
FB	Johncarlos Miller II	Elon	So.
WR	Jaaron Hayek	Villanova	Gr.
WR	Dymere Miller	Monmouth	Sr.
WR	Jourdan Townsend	Delaware	Gr.
TE	Kyle Lepkowski	New Hampshire	Sr.
OL	Ryan Coll	Richmond	Sr.
OL	Michael Corbi	Villanova	Gr.
OL	Nick Correia	Rhode Island	Sr.
OL	Mike Edwards	Campbell	Gr.
OL	Charles Grant	William & Mary	Jr.
OL	Tairiq Stewart	North Carolina A&T	Gr.

DEFENSE

Position	Player	School	Class
DL	Marlem Louis	Richmond	Sr.
DL	Nate Lynn	William & Mary	Sr.
DL	Dylan Ruiz	New Hampshire	Jr.
DL	Josiah Silver	New Hampshire	Jr.
LB	Isaiah Jones	William & Mary	Sr.
LB	John Pius	William & Mary	Jr.
LB	Qwahsin Townsel	Hampton	Gr.
LB	Tristan Wheeler	Richmond	Sr.
CB	Jalen Jones	William & Mary	So.
CB	Ryan Poole	William & Mary	Sr.
CB	Karon Prunty	North Carolina A&T	Jr.
S	Aaron Banks	Richmond	Gr.
S	Bo Sanders	Elon	Sr.

SPECIAL TEAMS

PK	Alex Schmoke	Delaware	Gr.
P	Ryan Kost	Delaware	Gr.
KR	D'Ago Hunter	Towson	Gr.
PR	Dylan Laube	New Hampshire	Sr.
SPEC	Chandler Brayboy	Elon	Jr.

HONORABLE MENTION

Position	Player	School	Class
QB	Kasim Hill	Rhode Island	Sr.
QB	Reese Poffenbarger	UAlbany	So.
QB	Darius Wilson	William & Mary	Jr.
RB	Jalen Hampton	Elon	So.
TE	Braden Brose	Delaware	Gr.
WR	Joey Corcoran	New Hampshire	So.
WR	Kahtero Summers	Rhode Island	Gr.
OL	Greg Anderson	Monmouth	Gr.
OL	Fintan Brose	Delaware	Sr.
OL	Lorenzo Thompson	Rhode Island	Sr.
OL	Jabril Williams	Elon	Jr.
DL	Jesus Gibbs	Towson	Gr.
DL	Jeremiah Grant	Richmond	Jr.

DL	Anton Juncaj	UAlbany	Sr.
DL	Chase McGowan	Delaware	Gr.
LB	Aidan Kaler	Stony Brook	Sr.
LB	Dylan Kelly	UAlbany	Sr.
LB	Evan Stewart	Rhode Island	Sr.
LB	CJ Tillman	Campbell	Jr.
CB	Kahzir "Buggs" Brown	Maine	Jr.
CB	Robert Javier	Towson	Gr.
CB	Mike Reid	Monmouth	Sr.
S	Marcus Barnes	William & Mary	Sr.
S	Jalen Goodman	Villanova	Gr.
S	Bryson Parker	Richmond	Jr.
PK	Caleb Dowden	Campbell	Gr.
PK	Matthew Mercurio	Villanova	Gr.
P	Will Whitehurst	William & Mary	Sr.
KR	Taymon Cooke	North Carolina A&T	Sr.

2023 CAA FOOTBALL PREDICTED ORDER OF FINISH
 (Selected by a vote of Head Coaches)

1.	William & Mary (13 first-place votes)	195
2.	New Hampshire (1 first-place vote)	179
3.	Richmond	159
4.	Delaware (1 first-place vote)	149
5.	Elon	146
6.	Rhode Island	135
7.	Villanova	129
8.	Monmouth	94
9.	Towson	85
10.	North Carolina A&T	70
11.	UAlbany	64
12.	Campbell	62
13.	Maine	40
14.	Stony Brook	38
15.	Hampton	30

2023 CAA Football Preseason All-Americans

Stats Perform Walter Payton Award Watch List

Player	Position	School	Class
Dylan Laube	RB	New Hampshire	Sr.
Reese Poffenbarger	QB	UAlbany	So.
Jaden Shirden	RB	Monmouth	Jr.
Bronson Yoder	WR	William & Mary	Sr.

Stats Perform Buck Buchanan Award Watch List

Player	Position	School	Class
Nate Lynn	DL	William & Mary	Sr.
John Pius	LB	William & Mary	Jr.
Josiah Silver	DL	New Hampshire	Jr.
Tristan Wheeler	LB	Richmond	Sr.

Stats Perform Preseason All-America Team

OFFENSE				
Team	Position	Player	School	Class
First Team	RB	Jaden Shirden	Monmouth	Jr.
First Team	AP	Dylan Laube	New Hampshire	Sr.
Second Team	OL	Nick Correia	Rhode Island	Sr.
Second Team	OL	Mike Edwards	Campbell	Gr.
Second Team	AP	Bronson Yoder	William & Mary	Sr.
Third Team	OL	Ryan Coll	Richmond	Sr.
DEFENSE				
Team	Position	Player	School	Class
First Team	DL	Josiah Silver	New Hampshire	Jr.
First Team	LB	John Pius	William & Mary	Jr.
First Team	LB	Tristan Wheeler	Richmond	Sr.
Second Team	DL	Nate Lynn	William & Mary	Sr.
Third Team	DB	Ryan Poole	William & Mary	Sr.
SPECIAL TEAMS				
Team	Position	Player	School	Class
First Team	P	Ryan Kost	Delaware	Gr.
Third Team	LS	Nick Levy	William & Mary	So.
Third Team	KR	D'Ago Hunter	Towson	Sr.

HERO Sports Preseason All-America Team

OFFENSE				
Team	Position	Player	School	Class
First Team	RB	Jaden Shirden	Monmouth	Jr.
First Team	AP	Dylan Laube	New Hampshire	Sr.
First Team	OL	Nick Correia	Rhode Island	Sr.
DEFENSE				
Team	Position	Player	School	Class
First Team	DL	Dylan Ruiz	New Hampshire	Jr.
First Team	DL	Josiah Silver	New Hampshire	Jr.
First Team	LB	John Pius	William & Mar	Jr.

Athlon Sports Preseason All-America Team

Team	Position	Player	School	Class
First Team	RB	Jaden Shirden	Monmouth	Jr.
First Team	AP	Dylan Laube	New Hampshire	Sr.
First Team	DL	Josiah Silver	New Hampshire	Jr.
First Team	LB	John Pius	William & Mary	Jr.
First Team	LB	Tristan Wheeler	Richmond	Sr.

Phil Steele Preseason All-America Team

OFFENSE				
Team	Position	Player	School	Class
First Team	RB	Jaden Shirden	Monmouth	Jr.
First Team	OL	Nick Correia	Rhode Island	Sr.
First Team	OL	Mike Edwards	Campbell	Gr.
First Team	AP	Dylan Laube	New Hampshire	Sr.
Second Team	RB	Dylan Laube	New Hampshire	Sr.
Third Team	OL	Ryan Coll	Richmond	Sr.
Fourth Team	RB	Bronson Yoder	William & Mary	Sr.
Fourth Team	OL	Lorenzo Thompson	Rhode Island	Sr.
DEFENSE				
Team	Position	Player	School	Class
First Team	LB	John Pius	William & Mary	Jr.
First Team	LB	Tristan Wheeler	Richmond	Sr.
First Team	DB	Ryan Poole	William & Mary	Sr.
Second Team	DL	Nate Lynn	William & Mary	Sr.
Second Team	DL	Josiah Silver	New Hampshire	Jr.
Fourth Team	DL	Marlem Louis	Richmond	Sr.
SPECIAL TEAMS				
Team	Position	Player	School	Class
First Team	P	Ryan Kost	Delaware	Gr.
Fourth Team	KR	D'Ago Hunter	Towson	Sr.
Fourth Team	PK	Alex Schmoke	Delaware	Gr.

2023 CAA Football Weekly Awards

	OFFENSIVE	DEFENSIVE	SPECIAL TEAMS	ROOKIE
Sept. 4	Chris Zellous, Hampton	Anton Juncaj, UAlbany	Dylan Laube, New Hampshire	Tristen Kenan, Maine
Sept. 11	Dylan Laube, UNH/Haji-Malik Williams, CU	Jake Brown, Monmouth	Caden Bonoffski, William & Mary	VJ Wilkns, Campbell
Sept. 18	Na'Quari Rogers, Campbell	Nate Lynn, William & Mary	Ty Groff, URI/Kyle Romenick, EU	KT Seay, Delaware
Sept. 25	Jalen Hampton, Elon	Brendan Bell, VU/Khalil Dawsey, UD	Dylan Laube, New Hampshire	VJ Wilkns, Campbell
Oct. 2	Nathan Kent, TU/Derek Robertson, UM	Caleb Curtain, EU/BJ Turner, A&T	Charles Briscoe III, New Hampshire	Griffin Woodell, UAlbany
Oct. 9	Camden Coleman, Richmond	Dylan Kelly, UAlbany	Randy Jordan, Rhode Island	Syeed Gibbs, Rhode Island
Oct. 16	Jaden Shirden, Monmouth	Jackson Taylor, Delaware	TJ Speight, Monmouth	Isaiah Ragland, Villanova
Oct. 23				
Oct. 30				
Nov. 6				
Nov. 13				
Nov. 20				

Career CAA Football Weekly Award Leaders (since 2007)

15 - John Robertson (VU, QB)

10 - Terrance West (TU, RB)

9 - Andrew Pierce (UD, RB)

7 - Davis Cheek (EU, QB); Jonathan Grimes (W&M, RB)

6 - Kendall Anderson (W&M, RB); Earnest Edwards (UM, WR/KR); Taylor Heinicke (ODU, QB); Rodney Landers (JMU, QB); Dylan Laube (UNH, RB/RET); Vad Lee (JMU, QB); Reese Poffenbarger (UA, QB); Ethan Ratke (JMU, PK); Stephon Robertson (JMU, LB); Justin Rogers (UR, KR/DB); Justin Thorpe (JMU, QB)

5 - Matt Evans (UNH, LB); Scotty McGee (GGJMU, KR); Troy Reeder (UD, LB); Bryan Schor (JMU, QB); Dae'Quan Scott (JMU, RB/PR)

4 - D'Angelo Amos (JMU, S/PR); Zach Bednarczyk (VU, QB); Max Brosmer (UNH, QB); Pat Devlin (UD, QB); Joe Fagnano (UM, QB); Tom Flacco (TU, QB); Sean Goldrich (UNH, QB); Josh Gontarek (UA, WR); Elijah Ibitokun-Hanks (UA, RB); Cole Johnson (JMU, QB); Derrick Joseph (TU, KR/WR); Kyle Lauletta (UR, QB); Donald Liotine (SBU, RB); Jimmy Moreland (JMU, CB); Christophe Mulumba Tshimanga (UM, LB); Aidan O'Neill (TU, PK); Dontra Peters (UNH, CB/RB); Forrest Rhyne (VU, LB); Shane Simpson (TU, RB); Eric Ward (UR, QB); Dionna Wilson (W&M, QB)

3 - Nigel Beckford (UM, RB); Jovan Belcher (UM, DL); Skyler Davis (EU, PK); Grant Enders (TU, QB); R.J. Harris (UNH, WR); Nolan Henderson (UD, QB); Dev Holmes (UA, WR); Tyler Holmes (UMASS, LB); D'Agno Hunter (TU, RET); Ramon Jefferson (UM, RB); Thomas Jefferson (UD, RB); Josh Jennings (UMASS, LB); Jajuan Lawson (UR, QB); Dejon Lee (UD, RB/KR); Josh Mack (UM, RB); Tom Manning (UNH, PK); Eric McBride (UR, LB); Cameron McCarry (VU, S); Ricky Santos (UNH, QB); Jaden Shirden (MU, RB); Ryan Stover (TU, QB); Michael Strauss (UR, QB); Cooper Taylor (UR, DB); Coby Tippett (TU/URI, DB); Anthony Walters (UD, DB); B.W. Webb (W&M, DB); Chris Whitney (VU, QB); Paul Worrilow (UD, LB); Bronson Yoder (RB/KR, W&M)

2 - Nasir Aberley (UD, S/KR); Jaquan Amos (VU, DB); Angelo Babbaro (VU, KR); Sean Baner (UD, PK); Tyrice Beverette (SBU, DB); Andrew Bose (URI, LB); Freddie Brock (UM, RB); Pushaun Brown (UM, RB); Johnny Buchanan (UD, LB); Cole Bunce (VU, PK); John Carpenter (W&M, PK); Rayshan Clark (UA, CB); Ryan Coe (UD, PK); Liam Coen (UMASS, QB); Cole Coleman (EU, S); Derek Cox (W&M, DB); Dalton Crossan (UNH, RB/KR); Ben DiNucci (JMU, QB); Tyler Dressler (UR, LB); Louis Feinstein (URI, PK); Chris Ferguson (UM, QB); Tyquell Fields (SBU, QB); Aaron Forbes (VU, RB); Jacobi Green (UR, RB); John Haggart (SBU, DL); Joey Harmon (VU, LB); Sage Harold (James Madison, DL); Derek Hatcher (Richmond, RB); Kyre Hawkins (James Madison, LB); Travis Hawkins (UD, KR); Jonathan Hernandez (UMASS, RB); Tim Hightower (UR, RB); Kasim Hill (URI, QB); Marcus Hillman (EU, DB); Dimitri Holloway (JMU, LB); DeAndre Houston-Carson (W&M, S); Kareem Huggins (HU, KR); Kyle Hunte (NU, LB); Brock Jackolski (HU, RB); Maurice Jackson (UR, DL); Cardon Johnson (JMU, RB); Michael Johnson (UD, WR/KR); Owen Johnson (EU, PK); Nigel Jones (UM, RB); Tyler King (SBU, LB); Terrence Klein (UNH, LB); Trevor Knight (UNH, QB); Jake Larson (UR, PK); Ty Son Lawton (SBU, RB); Brandon Lee (JMU, DL); Donnell Lewis (TU, QB); Nate Lynn (W&M, DL); Joe Marcoux (VU, PK); Perry McIntyre (UMASS, LB); Joe Mancuso (UR, QB); Hollis Mathis (W&M, QB); Karl Morfor (UA, RB); Tyler Pastula (UD, P); Brian Pate (W&M, PK); Isaiah Perkins (TU, WR); James Pitts (VU, DB); John Pius (W&M, LB); Steve Probst (URI, QB); Darius Reynolds (UR, DE); Taylor Reynolds (JMU, CB); Luke Rhodes (W&M, LB); Patrick Ricard (UM, DL); Derek Robertson (UM, QB); Rashad Robinson (JMU, CB); Trevor Sasek (UD, QB); Josiah Silver (UNH, DE); James Simms (TU, LB); Dan Smith (VU, QB); Dylan Smith (URI, K); Tye Smith (TU, CB); Cameron Starke (JMU, PK); Gage Steele (JMU, LB); Jon Strifsky (UD, PK); Malcolm Summers (EU, RB); Jaylan Thomas (EU, RB); Deontez Thompson (UR, RB); R.J. Toman (UNH, QB); Adrian Tracy (W&M, DL); Jake Trantini (W&M, LB); Patrick Toole (UA, PK); Jared Turcotte (UM, RB); Reece Udinski (UR, QB); Andy Vilais (UNH, QB); Solomon Vanhorse (JMU, RB); Antonio Vaughan (ODU, WR/PR); Josh Vaughan (UR, RB); Darius Victor (TU, RB); Gian Villante (HU, LB); Carlos Washington (UNH, RB); Antwane Wells, Jr. (JMU, WR); VJ Wilkins (WR, CU); Marcus Willoughby (EU, DL); Jaheem Woods (SBU, DB); Micah Wright (UM, WR); Griff Yancey (JMU, RB)

1 - Adam Abramowitz (UR, DL); Khalid Abdullah (JMU, RB); D.J. Adeoba (UMASS, LB); Victor Adesanya (URI, DL); Percy Agyei-Obese (JMU, RB); Ronnie Akins (VU, DB); Sherman Alston (SBU, RB); Andrew Ankrh (JMU, LB); R.J. Archer (W&M, QB); Ezra Archie (JMU, WR); Conner Arnone (JMU, P/PK); Peter Athens (TU, QB); Nowoola Awopetu (UR, KR/DB); Jakwail Bailey (ODU, WR); Aaron Ball (VU, RB); John Baranowsky (JMU, DL); Justin Barnes (JMU, LB); Trevor Bates (UM, DL); Nick Battle (UR, DL); Stacey Bedell (SBU, RB); Brendan Bell (VU, LB); Christian Benford (VU, DB); Odell Benton (EU, LB); Andre Bibeault (DE, URI); Caden Bonoffski (W&M, PK); Mike Boyle (UNH, KR); Brian Bradford (TU, LB); Anthony Bratton (UD, DB); Brandon Briggs (UM, PK); Charles Briscoe III (UNH, DB); Dejon Brissett (UR, KR/WR); Jake Brown (MU, LB); Jordan Brown (JMU, DB); Kevin Brown, Jr. (URI, RB); S.J. Brown (TU, S); Marcus Burley (UD, DB); Dylan Burns (UA, PK); Pop Bush (UNH, S); Jerry Butler (UD, KR); Mike Callahan (W&M, QB); Tyler Campbell (EU, DB); Joey Carino (UA, QB); Rich Carr (UM, DB); Bryce Carter (TU, DL); Ron Dell Carter (JMU, DL); Derek Cassidy (URI, QB); Ethan Chang (W&M, PK); Deunte Chatman (UNH, RB); Don Cherry (VU, LB); Nick Chimenti (SBU, DB); Cory Christopher (HU, QB); Cody Cipalla (UD, DB); Telvion Clark (TU, LB); John Clements (UNH, KR); Steve Cluley (W&M, QB); Andrew Clyde (UR, DL);

Michael Cole (UM, DE); Camden Coleman (UR, QB); Dante Cook (W&M, LB); Casey Cooley (UR, DL); Harold Cooper (URI, KR/RB); Aaron Corp (UR, QB); Trevor Coston (UM, PR); Jerome Couplin III (W&M, FS); Justin Covington (VU, RB); Elliot Croskey (UA, RB); Dalton Crossan (UNH, RB); Omar Cuff (UD, RB); Taveain Cuffee (JMU, DB); Caleb Curtain (EU, DB); Brelynd Cyphers (EU, RB); John Daka (JMU, DL); Benjamin Davis (UM, LB); Rashard Davis (JMU, PR); Khalil Dawsey (UD, DB); Casey DeAndrade (UNH, CB); Kyndel Dean (WR, JMU); Quinlen Dean (UNH, LB); Sean Decloux (UM, K); DeVonte Dedmon (W&M, WR/PR); Anthony Del Negro (SBU, TE); John Dempsey (VU, DB); Roland Dempster (SBU, RB); Donte Dennis (UM, LB); Derek Deoul (UM, P); Marques DeShields (URI, RB); Christian Dixon (TU, LB); Kenny Doak (UM, PK); Cameron Dohse (W&M, WR); Tim Donnelly (UD, QB); Nick Dorka (W&M, PK); Ahmere Dorsey (URI, KR); Christian Dorsey (UA, LB); Drew Dudzik (JMU, QB); Aaron Dykes (UR, RB); Morgan Ellum (UNH, PK); Eric Enderson (UD, P); Nate Evans (W&M, RB); Ryan Farrell (UNH, LB/LS); Joe Flacco (UD, QB); Carthell Flowers (SBU, DB); Nathan Fondacaro (VU, P); Terrance Fox (UNH, KR); Tye Freeland (W&M, S); Albert Funderburke (W&M, RB); Malik Gavek (URI, S); Syeed Gibbs (URI, CB); Brandon Ginnetti (URI, DL); Jake Giusti (UD, DB); Matt Goff (JMU, P); Xavier Goodall (UR, RB); Donald Goodrich (UNH, RB); Colby Goodwyn (ODU, RB); Jordan Gowins (SBU, RB); Jeremiah Grant (UR, DE); Mike Gray (UA, WR); Tyler Gray (JMU, PK); Oliver Graybar (URI, P); Airek Green (W&M, LB); Raven Greene (JMU, S); John Greer (UNH, DB); John Griffin (NU, RB); Ty Groff (URI, PK); Stanley Gutierrez (HU, LB); Aamir Hall (UR, CB); Darryl Hamilton (UR, DB); Mark Hamilton (VU, PK/P); Jeremiah Hamlin (UR, RB); Jalen Hampton (EU, RB); MJ Hampton (JMU, S); Shane Hartzell (VU, LB); Brandy Harvey (VU, WR); Brian Harwood (UM, PK); Nate Hatalsky (UA, LB); Kyle Havens (UMASS, QB); David Hayes (UD, RB); Jaaron Hayek (VU, WR); Gage Herdman (W&M, S); Robert Heyward (TU, LB); Nijuel Hill (UD, CB); Wes Hills (UD, RB); John Hinchin (VU, P); Ryan Hinds (UNH, DB); Changa Hodge (VU, WR); Justin Hogan (URI, LB); Emmanuel Holder (TU, FB); Myles Holmes (URI, KR); Evan Horn (UNH, S); Jae'Wuan Horton (UNH, DL); Malachi Hoskins (UA, DL); Omar Howard (UR, LB); Stephen Howell (UR, DB); Matt Hubbard (GSU, P); Markus Hunter (JMU, DB); Travis Hurd (URI, KR); Sam Hurwitz (TU, PK); Marcus Hyde (W&M, DE); Malachi Imoh (W&M, RB); McAllister Ingram (EU, DB); Devon Jackson (UNH, LB); Alex James (UA, RB); Jamie Jarmon (UD, WR); Chris Jeannot (UNH, TE); Sean Jelison (UNH, RB); Deontray Johnson (URI, KR); Mat Johnson (NU, PK); Reuben Johnson (SBU, DB); Brandon Johnson-Farrell (URI, WR); David Jones (UR, DB); Isaiah Jones (W&M, LB); Jalen Jones (W&M, CB); Rob Jones (UD, PR/KR); Tre'Von Jones (EU, DB); Randy Jordan (URI, KR); Brandon Jordi (UR, LB); Jesse Julmiste (UMASS, KR); Anton Juncaj (UA, DE); Mikail Kamara (JMU, DL); Wil Kamin (UR, PK/P); Pat Kehoe (UD, QB); Dylan Kelly (UA, LB); Tristen Kenan (UM, RB); Nathan Kent (TU, QB); Will Knight (UD, RB); Chris Koeplin (UMASS, PK); Tanoh Kpassagnon (VU, DL); Drew Kresge (VU, PK); Jared Kuehl (UNH, LB); Tim Kukucka (VU, DL); Pop Lacey (UNH, S); Isaiah Laster (W&M, S); Shayne Lawless (SBU, LB); Sean Lehone (UNH, P); Eriq Lewis (ODU, CB); Greg Liggs, Jr. (EU, DB); Poppy Livers (VU, PR); Sherman Logan (UR, DL); Eric Loper (VU, DB); Andrew Lopez (UR, PK); Marlem Louis (UR, DE); Alex Lucksansky (SBU, PK); Mike MacArthur (UNH, PK/P); L.B. Mack III (URI, LB); Fred Maldonado (VU, DB); Khairi Manns (UM, DL); Oleh Mantzyk (UNH, LB); Matt Marcorelle (UD, DL); Xavier Marshall (UR, LB); Jarrett Martin (URI, LB); Jon Martin (UA, P); Deron Mayo (HU, DL); Malcolm Mays (HU, QB); Miguel Maysonnet (HU, RB); Tre McBride (W&M, KR/PR); Shane McDonough (TU, P); Willie McGinnis (URI, DL); Chase McGowan (UD, DL); Charlie McKee (SBU, QB); Eli Mencer (UA, LB); Warren Messer (EU, LB); Levi Metheny (UA, LB); David Miller (W&M, P); Greg Miller (VU, DL); John Miller (JMU, RB); John Carlos Miller (EU, TE); Ray Miller (UM, LB); AJ Mistler (UA, S); Corey Mitchell (EU, LB); Arthur Moats (JMU, DL); Zack Monson (EU, LB); Martel Moody (VU, DB); J.J. Moore (UMASS, WR); Khalil Moore (EU, DB); Kye Morgan (SBU, DB); Neil Morrison (UA, LB); Alex Mosley (JMU, DL); Maurice Murray (NU, RB); Westley Neal, Jr. (DT, URI); Kirk Nelms (UMASS, DB); Tony Nelson (UMASS, RB); Drew Nickles (UD, LB); Victor Ochi (SBU, DL); Harry O'Kelly (JMU, P); Demetrius Oliver (EU, WR); Joey Orlando (UNH, WR); Omar Osbourne (UA, RB); Noah Palm (UNH, DB); Matt Parent (UNH, LB); Aaron Parker (URI, WR); Corey Parker (W&M, DB); Martin Parker (UR, DL); Andrew Pawlowski (UD, DB); A.J. Pena (URI, LB); Mike Perry (UD, PK); David Petroni (EU, P); Wayne Pettus (UR, DB); Jake Phillips (W&M, QB); Matt Pires (URI, PR); Noah Plack (UD, S); Kyle Polk (TU, LB); Brad Prasky (UNH, P); Rayjoun Pringle (VU, WR); Vito Priore (URI, QB); Frank Raggio (UD, PK); Isaiah Ragland (VU, RB); Brandon Ravenel (JMU, KR/WR); Mike Reid (MU, DB); Josh Roach (JMU, LB); Aaron Roane (UR, DB); Courtney Robinson (UMASS, KR); Oneil Robinson (URI, S); NaQuari Rogers (CU, RB); Omar Rogers (EU, DB); Justin Rohrwasser (URI, PK); Rob Rolle (VU, S); Kyle Romenick (EU, P); Donald Russell (GSU, RB); Troy Russell (UM, LB); Josh Rutter (W&M, LB); Jake Ryder (TU, P); Kyle Sakowski (UA, S); Drew Sanborn (UNH, P); Joe Sarnese (VU, S); Sean Scheffer (TU, QB); Davey Schaum-Bartocci (URI, P); KT Seay (UD, DB); Trai Sharp (JMU, RB); Sterling Sheffield (UM, LB); Dejon Simmons (JMU, KR); Jaylen Smith (URI, RB); Prince Smith (UNH, CB); Hugo Souza (UNH, LB); TJ Speight (MU, KR); Jeff Steeb (VU, LB); Nico Steriti (UNH, RB); Deshawn Stevens (UM, LB); Rickey Stevens (UM, RB); Christian Summers (TU, WR); Matt Szczer (VU, WR); Julian Talley (UMASS, WR); Jackson Thomas (UD, LB); Yeedee Thaeenrat (TU, RB); Phillip Thaxton (UD, RB); Nate Thellen (NU, DB); Terence Thomas (VU, LB); Brian Thompson (W&M, DB); Kris Thornton (JMU, WR); Chris Treister (UM, QB); Andrew Trent (SBU, WR); Ricky Tunstall (UD, FS); Griffin Trau (UR, PK); Diamond Tucker-Dorsey (JMU, LB); BJ Turner (A&T, LB); Charles Tutt (JMU, KR/CB); Jeff Undercuffier (UA, QB); Cornell Urquhart (JMU, DL); Solomon Vanhorse (JMU, RB); Dino Vasso (UNH, DB); Caleb Violette (UMASS, PK/P); Ed Wagner (UD, P); Brandon Waller (UR, DL); Marcus Wasilewski (UM, QB); Jordan Waxman (UM, P); Terrel Walker (UM, RB); Kortez Weeks (EU, WR); Lamir Whetstone (UM, DB); Will Whitehurst (W&M, P); Drew Wiley (VU, LB); Casey Williams (SBU, DL); Chase Williams (JMU, LB); Hajj-Malik Williams (CU, QB); Jasiah Williams (UR, WR); Kwe'Shon Williams (JMU, CB); Pat Williams (JMU, LB); Roger Williams (HU, PK); Albert Wilson (GSU, KR); Tez Wilson (URI, LB); Shamari Wingard (EU, KR); Griffin Woodell (UR, QB); Mitchell Wright (SBU, P); Nick Yako, (VU, PK); Devin Young (UM, WR); Jeff Yurk (EU, P); Raulay Zaragoza (UD, P); Rob Zarrilli (HU, PK); Chris Zellous (HAM, QB)

CAA Football in the 2023 Polls

Stats Perform Top 25 (Oct. 16)

No.	Team	Record	Points
1.	South Dakota State (56)	6-0	1,400
2.	Montana State	5-1	1,342
3.	Sacramento State	5-1	1,203
4.	Furman	5-1	1,195
5.	UIW	5-1	1,023
6.	South Dakota	5-1	1,002
7.	Delaware	5-1	985
8.	Western Carolina	5-1	981
9.	Montana	6-1	978
10.	Idaho	5-2	946
11.	North Dakota	4-2	930
12.	Southern Illinois	5-1	725
13.	William & Mary	4-2	687
14.	North Dakota State	4-2	673
15.	Holy Cross	4-2	653
16.	North Carolina Central	5-1	607
17.	UT Martin	5-1	504
18.	Harvard	5-0	446
19.	Florida A&M	5-1	403
20.	Central Arkansas	5-2	373
21.	Chattanooga	5-2	268
22.	Villanova	5-2	229
23.	UC Davis	4-3	136
24.	Austin Peay	4-2	125
25.	Youngstown State	3-3	108

Others receiving votes: **New Hampshire (68)**, Fordham (44), **UAlbany (39)**, Lafayette (32), Northern Iowa (23), Weber State (23), Eastern Kentucky (13), Eastern Washington (13), Illinois State (11), Tennessee State (6), Lamar (2)

AFCA FCS Coaches Top 25 (Oct. 16)

No.	Team	Record	Points
1.	South Dakota State (26)	6-0	650
2.	Montana State	5-1	623
3.	Furman	5-1	570
4.	Sacramento State	5-1	566
5.	UIW	5-1	511
6.	Montana	6-1	495
7.	Delaware	5-1	464
8.	Idaho	5-2	418
9.	North Dakota	4-2	409
10.	North Carolina Central	5-1	408
11.	Holy Cross	4-2	365
12.	Southern Illinois	5-1	349
13.	William & Mary	4-2	335
14.	Western Carolina	5-1	329
15.	North Dakota	3-2	312
16.	South Dakota	5-1	305
17.	Harvard	5-0	234
18.	Florida A&M	5-1	227
19.	UT Martin	5-1	190
20.	Chattanooga	5-2	151
21.	Central Arkansas	5-2	120
22.	New Hampshire	3-3	81
23.	UC Davis	4-3	67
24.	Austin Peay	4-2	59
25.	Illinois State	4-2	58

Others receiving votes: Fordham (47), **Villanova (38)**, Lafayette (21), Youngstown St. (17), Eastern Kentucky (6), Northern Iowa (6), **Rhode Island (6)**, Penn 2, **UAlbany (1)**, Mercer (1), Portland State (1)

Conference Rankings (Oct. 16)

	Stats	AFCA
Big Sky	5	5
UC Davis, Idaho, Montana, Montana State, Sacramento State		
Big South/OVC	1	1
UT Martin		
CAA Football	3	3
Delaware, New Hampshire, Villanova, William & Mary		
Ivy	1	1
Harvard		
MEAC	1	1
North Carolina Central		
Missouri Valley	6	6
Illinois St., North Dakota, North Dakota St., South Dakota, South Dakota St., So. Illinois, Youngstown St.		
Northeast	0	0
Patriot		
Holy Cross		
Pioneer	0	0
Southern		
Chattanooga, Furman, Western Carolina		
Southland	1	1
UIW		
SWAC	1	1
Florida A&M		
United	2	2
Austin Peay, Central Arkansas		

2023 Weekly Team-By-Team Rankings Breakdown

(Stats Perform/AFCA Coaches)

	UA	CU	UD	EU	HU	UM	MU	UNH	A&T	URI	UR	SBU	TU	VU	WM
Preseason	-/-	-/rv	22/21	rv/rv	-/-	-/-	-/-	11/12	-/rv	21/23	18/16	-/-	-/-	rv/rv	4/4
Sept. 4	rv/-	-/rv	19/19	rv/rv	-/rv	-/-	-/-	11/11	-/rv	22/22	rv/rv	-/-	-/-	rv/-	4/4
Sept. 11	rv/-	rv/-	22/19	-/-	-/-	-/-	-/-	11/11	-/-	21/20	-/rv	-/-	-/-	24/rv	4/4
Sept. 18	rv/-	rv/-	19/16	-/-	-/rv	-/-	-/-	11/12	-/-	17/18	-/rv	-/-	-/-	25/rv	5/5
Sept. 25	rv/-	-/-	11/12	-/-	-/rv	-/-	-/-	14/17	-/-	24/rv	-/rv	-/-	-/-	16/23	4/5
Oct. 2	rv/rv	-/-	9/10	25/-	-/rv	-/-	-/-	rv/24	-/-	rv/25	-/-	-/-	-/-	rv/rv	10/9
Oct. 9	24/rv	-/-	8/8	rv/-	-/rv	-/-	-/-	rv/24	-/-	rv/22	-/-	-/-	-/-	rv/rv	11/12
Oct. 16	rv/rv	-/-	7/7	-/-	-/-	-/-	-/-	rv/22	-/-	-/rv	-/-	-/-	-/-	22/rv	12/13
Oct. 23															
Oct. 30															
Nov. 6															
Nov. 13															
Nov. 20															
Final															

2023 CAA Football vs. The Nation

2023 CAA FOOTBALL NONCONFERENCE RECORDS

OVERALL: 20-24 (.455)

Conference	----- 2023 -----		
	Games	W-L	Pct.
American (FBS)	2	0-2	.000
ACC (FBS)	2	0-2	.000
Big South/OVC (FCS)	3	2-1	.667
Big Ten (FBS)	3	0-3	.000
Big 12 (FBS)	1	0-1	.000
Conference USA (FBS)	1	0-1	.000
Independent (FBS)	0	0-0	.000
Ivy (FCS)	2	2-0	1.000
MEAC (FCS)	11	5-6	.455
Mid-American (FBS)	1	0-1	.000
Missouri Valley (FCS)	1	0-1	.000
Mountain West (FBS)	1	0-1	.000
Northeast (FCS)	4	4-0	1.000
Patriot (FCS)	6	4-2	.667
Southern (FCS)	2	2-0	1.000
SWAC (FCS)	1	1-0	1.000
<u>Sun Belt (FBS)</u>	<u>3</u>	<u>0-3</u>	<u>.000</u>
CAA Football vs. FCS	30	20-10	.667
CAA Football vs. FBS	14	0-14	.000

CAA FOOTBALL NONCONFERENCE RECORDS (since 2002)

Year	----- Overall -----			----- Playoffs -----	
	Games	W-L	Pct.	W-L	Pct.
2002	36	24-12	.667	3-3	.500
2003	36	24-12	.667	4-1	.800
2004	47	32-15	.681	8-3 (2 CAAFB matchups)	.727
2005	40	25-15	.625	2-2	.500
2006	39	24-15	.615	4-3 (1 CAAFB matchup)	.571
2007	47	30-17	.638	6-5	.545
2008	54	34-20	.630	8-4 (1 CAAFB matchup)	.667
2009	43	29-14	.674	8-3 (2 CAAFB matchups)	.727
2010	38	24-14	.632	6-4 (1 CAAFB matchup)	.600
2011	41	25-16	.610	3-5	.375
2012	37	18-19	.486	1-3	.250
2013	48	29-19	.604	6-3 (1 CAAFB matchup)	.667
2014	54	29-25	.537	4-4	.500
2015	42	20-22	.476	3-4 (1 CAAFB matchup)	.429
2016	45	27-18	.600	8-3 (1 CAAFB matchup)	.727
2017	43	28-15	.651	6-4 (1 CAAFB matchup)	.600
2018	43	24-19	.558	3-6 (1 CAAFB matchup)	.333
2019	53	30-23	.566	4-3	.571
2020	11	8-3	.727	4-2	.667
2021	41	24-17	.585	3-2	.600
2022	48	28-20	.583	4-5	.444
TOTALS	886	536-350	.605	99-72 (12 CAAFB matchups)	.579

CAA FOOTBALL ALL-TIME VICTORIES OVER FBS OPPONENTS

(Since NCAA I-A "FBS" and I-AA "FCS" division in 1978)

YEAR	CAA Football School	Opponent	Score	Date
1978	Massachusetts	Boston College	27-0	Nov. 5
1984	Massachusetts	Ball State	26-10	Sept. 1
1986	Delaware	Navy	27-14	Nov. 15
1989	Delaware	Navy	10-9	Nov. 18
1991	Delaware	Navy	29-25	Oct. 26
1992	Delaware	Navy	37-21	Oct. 24
1994	Boston Univ.	Army	21-12	Nov. 12
1998	William & Mary	Temple	45-38	Oct. 3
1999	Connecticut	Buffalo	23-0	Sept. 18
2000	Northeastern	Connecticut	35-27	Sept. 23
2000	Richmond	Arkansas State	30-27	Sept. 30
2000	Rhode Island	Connecticut	26-21	Nov. 11
2002	Villanova	Rutgers	37-19	Aug. 31
2002	Northeastern	Ohio	31-0	Sept. 7
2003	Villanova	Temple	23-20	Sept. 6
2003	Delaware	Navy	21-17	Oct. 25
2004	New Hampshire	Rutgers	35-24	Sept. 11
2004	Maine	Mississippi State	9-7	Sept. 18
2006	Richmond	Duke	13-0	Sept. 2
2006	New Hampshire	Northwestern	34-17	Sept. 9
2007	New Hampshire	Marshall	48-35	Sept. 15
2007	Delaware	Navy	59-52	Oct. 27
2008	New Hampshire	Army	28-10	Sept. 6
2009	Villanova	Temple	27-24	Sept. 3
2009	William & Mary	Virginia	26-14	Sept. 5
2009	Richmond	Duke	24-16	Sept. 5
2009	New Hampshire	Ball State	23-16	Sept. 12
2010	James Madison	Virginia Tech	21-16	Sept. 11
2011	Richmond	Duke	23-21	Sept. 3
2013	Iowson	Connecticut	33-18	Aug. 29
2013	Maine	Massachusetts	24-14	Sept. 7
2015	James Madison	SMU	48-45	Sept. 26
2016	UAlbany	Buffalo	22-16	Sept. 2
2016	Richmond	Virginia	37-20	Sept. 3
2017	James Madison	East Carolina	34-14	Sept. 2
2017	New Hampshire	Georgia Southern	22-12	Sept. 9
2018	Villanova	Temple	19-17	Sept. 1
2018	Maine	Western Kentucky	31-28	Sept. 8
2021	Rhode Island	UMass	35-22	Nov. 6
2021	Maine	UMass	35-10	Nov. 13
2022	William & Mary	Charlotte	41-24	Sept. 2
2022	Delaware	Navy	14-7	Sept. 3

CAA Football vs. I-A/FBS (Since 1978)

42-229 (.155)

CAA Football In The Playoffs

CAA Football Postseason Records By Round (includes Yankee and Atlantic 10 members since 1978)

CAA Football Teams in Playoffs	Non-Conference	Overall
First Round	56-39 (.589)	57-40 (.588)
Second Round (since 2010)	15-14 (.517)	19-18 (.514)
Quarterfinals	24-27 (.471)	29-32 (.475)
Semifinals	10-15 (.400)	12-17 (.414)
Championship Game	6-7 (.462)	6-7 (.462)
All Rounds	111-102 (.521)	123-114 (.519)

Team-By-Team Records In The NCAA Playoffs (current members; during conference membership; versus all opponents)

CAA Football Team	Home	Road	Neutral	Overall
UAlbany	1-0 (.1000)	0-1 (.0000)	0-0 (.0000)	1-1 (.500)
Delaware	16-4 (.800)	6-9 (.400)	1-2 (.333)	23-15 (.605)
Elon	0-1 (.000)	0-2 (.000)	0-0 (.000)	0-3 (.000)
Maine	1-1 (.500)	4-7 (.364)	0-0 (.000)	5-8 (.385)
New Hampshire	7-5 (.583)	8-12 (.400)	0-0 (.000)	15-17 (.469)
Rhode Island	2-0 (1.000)	0-3 (.000)	0-0 (.000)	2-3 (.667)
Richmond	8-3 (.727)	6-7 (.462)	1-0 (1.000)	15-10 (.600)
Stony Brook	1-0 (1.000)	0-2 (.000)	0-0 (.000)	1-2 (.333)
Towson	1-2 (.333)	2-0 (1.000)	0-1 (.000)	3-3 (.500)
Villanova	10-3 (.769)	2-10 (.167)	1-0 (1.000)	13-13 (.500)
William & Mary	6-2 (.750)	1-6 (.143)	0-0 (.000)	7-8 (.463)

CAA Football vs. The NCAA Playoff Field

(includes Yankee and Atlantic 10 members' opponents since 1978)

*Does not reflect the UD-WM (2004), JMU-WM (2004), UNH-Umass (2006), VU-JMU (2008), UNH-VU (2009), WM-VU (2009), UNH-UD (2010), UNH-UM (2013), and WM-UR (2015) contests as they were each Conference members at time of game.

Appalachian State	4-9	Louisiana-Monroe	1-0
Arkansas State	0-1	Marshall	0-4
Akron	1-0	McNeese State	3-4
Bethune-Cookman	1-0	Missouri State	0-1
Central Arkansas	1-0	Monmouth	1-0
Central Connecticut State	2-0	Montana	6-3
Chattanooga	1-0	Montana State	0-4
Coastal Carolina	1-1	Morgan State	1-0
Colgate	4-5	Nevada-Reno	1-0
Davidson	1-0	North Carolina A&T	1-0
Delaware State	1-0	Norfolk State	1-0
Duquesne	1-1	North Dakota	2-0
E. Tenn. State	0-1	North Dakota State	1-7
Eastern Illinois	1-0	Northern Iowa	5-6
Eastern Kentucky	4-2	Northwestern State	1-0
Eastern Washington	1-4	Portland State	1-0
Elon	1-0	Richmond	1-1
Florida A&M	0-1	Sacramento State	0-1
Fordham	5-1	Sacred Heart	1-0
Furman	3-6	Saint Francis (Pa.)	2-0
Gardner-Webb	1-0	Sam Houston State	1-2
Georgia Southern	4-10	Samford	1-1
Hampton	4-0	South Dakota State	1-5
Hofstra	2-0	Southeast Missouri	0-1
Holy Cross	2-1	Southeastern Louisiana	2-1
Idaho	0-1	Southern Illinois	4-1
Idaho State	0-1	Stephen F. Austin	1-0
Illinois State	1-1	Stony Brook	0-1
Jackson State	1-0	Troy State	1-1
Jacksonville State	2-0	VMI	1-0
James Madison	0-1	Weber State	4-0
Lafayette	3-0	William & Mary	1-1
Lehigh	6-3	Wofford	3-2
Liberty	1-1	Youngstown State	2-4

FCS Conferences In The NCAA Playoffs

Conference (First Year)	Overall
Missouri Valley [Gateway] (1985)	135-84 (.616)
Southern (1982)	112-81 (.580)
CAA Football [Atlantic 10, Yankee] (1978)	123-114 (.519)
Big Sky (1979)	103-96 (.518)
Independent	3-3 (.500)
Southland (1982)	72-74 (.493)
Big South (2006)	15-19 (.441)
Ohio Valley (1979)	37-64 (.366)
Patriot (1997)	16-31 (.340)
Great West (2004)	1-2 (.333)
ASUN/WAC (2021)	1-3 (.250)
Pioneer (2013)	2-10 (.167)
Mid-Eastern Athletic (1981)	6-30 (.167)
Northeast (2010)	2-14 (.125)
Southwestern Athletic (1978)	0-20 (.000)

CAA Football Multiple-Berth NCAA Postseasons (includes Yankee and Atlantic 10 members since 1978)

Six Teams (1)	Three Teams (11)
2018 Delaware, Elon, James Madison, Maine, Stony Brook, Towson	1991 Delaware, New Hampshire, Villanova
2007 Delaware, James Madison, UMass, New Hampshire, Richmond	1993 Boston University, Delaware, William & Mary
2008 James Madison, Maine, New Hampshire, Richmond, Villanova	1994 Boston University, JMU, New Hampshire
2011 James Madison, Maine, New Hampshire, ODU, Towson	1996 Delaware, Villanova, William & Mary
2022 Delaware, Elon, New Hampshire, Richmond, William & Mary	1998 Connecticut, Massachusetts, Richmond
2004 Delaware, James Madison, New Hampshire, William & Mary	2001 Hofstra, Maine, William & Mary
2009 New Hampshire, Richmond, Villanova, William & Mary	2002 Maine, Northeastern, Villanova
2010 Delaware, New Hampshire, Villanova, William & Mary	2006 James Madison, Massachusetts, New Hampshire
2014 JMU, New Hampshire, Richmond, Villanova	2012 New Hampshire, Old Dominion, Villanova
2015 JMU, New Hampshire, Richmond, William & Mary	2013 Maine, New Hampshire, Towson
2016 JMU, New Hampshire, Richmond, Villanova	2019 UAlbany, James Madison, Villanova
2017 Elon, James Madison, New Hampshire, Stony Brook	
	Two Teams (13)
	1984 Boston University, Rhode Island
	1987 Maine, Richmond
	1988 Delaware, Massachusetts
	1989 Maine, Villanova
	1992 Delaware, Villanova
	1995 Delaware, James Madison
	1997 Delaware, Villanova
	1999 James Madison, Massachusetts
	2000 Delaware, Richmond
	2003 Delaware, Massachusetts
	2005 New Hampshire, Richmond
	2020 Delaware, James Madison
	2021 James Madison, Villanova

CAA Football In The NCAA Playoffs

(includes Yankee and Atlantic 10 members since 1978)

Overall NCAA Postseason Berths from CAA Football	120 (18 total schools)
Longest consecutive streak of NCAA Postseason Berths from CAA Football	43-straight seasons (1981-2022)
Multiple NCAA Postseason berths from CAA Football	36 seasons
Longest consecutive streak of Multiple NCAA Postseason Berths from CAA Football	32-straight seasons (1991-2022)

2023 NCAA Division I Football Championship


NCAA Division I Football Championship First Round
Saturday, November 25 (Campus Sites - ESPN+)

NCAA Division I Football Championship Second Round
Saturday, December 2 (Campus Sites - ESPN Family of Networks)

NCAA Division I Football Championship Quarterfinals
Friday/Saturday, December 8-9 (Campus Sites - ESPN Family of Networks)

NCAA Division I Football Championship Semifinals
Friday/Saturday, December 15-16 (Campus Sites - ESPN Family Of Networks)

NCAA Division I Football Championship Game
Sunday, January 7 (Frisco, Texas - 2 p.m. ET - ABC)



CAA Football Postseason History

UAlbany				Elon			
Year	Game/Bowl	Opponent	Result	Year	Game/Bowl	Opponent	Result
2019	NCAA FCS First Round	Central Connecticut St.	W/42-14	2017	NCAA FCS First Round	Furman	L/28-27
	NCAA FCS Second Round	Montana State	L/47-21	2018	NCAA FCS First Round	Wofford	L/19-7
				2022	NCAA First Round	Furman	L/31-6
Delaware				Hampton			
Year	Game/Bowl	Opponent	Result	Year	Game/Bowl	Opponent	Result
1946	Cigar Bowl	Rollins (FL)	W/21-7	1985	NCAA II Quarterfinals	Bloomsburg	L/28-38
1954	Refrigerator Bowl	Kent State	W/19-7	1992	NCAA II First Round	North Alabama	L/21-33
1968	Boardwalk Bowl	Indiana (PA)	W/31-24	1993	NCAA II First Round	Albany State	W/33-7
1969	Boardwalk Bowl	N.C. Central	W/31-13		NCAA II Quarterfinals	North Alabama	L/20-45
1970	Boardwalk Bowl	Morgan State	W/38-23	1997	NCAA I-AA First Round	Youngstown State	L/13-28
1971	Boardwalk Bowl	C.W. Post	W/72-22	1998	NCAA I-AA First Round	Connecticut	L/34-42
1973	NCAA II Quarterfinals	Grambling	L/17-8	2004	NCAA FCS First Round	William & Mary	L/35-42
1974	NCAA II Quarterfinals	Youngstown State	W/35-14	2005	NCAA FCS First Round	Richmond	L/10-38
	NCAA II Semifinals	UNLV	W/49-11	2006	NCAA FCS First Round	New Hampshire	L/38-41
	NCAA II Final	Central Michigan	L/54-14				
1976	NCAA II Quarterfinals	Northern Michigan	L/28-17	Maine			
1978	NCAA II Quarterfinals	Jacksonville State	W/42-27	Year	Game/Bowl	Opponent	Result
	NCAA II Semifinals	Winston-Salem State	W/41-0	1965	Tangerine Bowl	East Carolina	L/31-0
	NCAA II Final	Eastern Illinois	L/10-9	1987	NCAA I-AA First Round	Georgia Southern (OT)	L/31-28
1979	NCAA II Quarterfinals	Virginia Union	W/58-28	1989	NCAA I-AA First Round	SMS	L/38-35
	NCAA II Semifinals	Mississippi College	W/60-10	2001	NCAA I-AA First Round	McNeese State	W/14-10
	NCAA II Final	Youngstown State	W/38-21		NCAA I-AA Quarterfinals	Northern Iowa	L/56-28
1981	NCAA I-AA First Round	Eastern Kentucky	L/35-28	2002	NCAA I-AA First Round	Appalachian State	W/14-13
1982	NCAA I-AA Quarterfinals	Colgate	W/20-13		NCAA I-AA Quarterfinals	Georgia Southern	L/31-7
	NCAA I-AA Semifinals	Louisiana Tech	W/17-0	2008	NCAA FCS First Round	Northern Iowa	L/40-15
	NCAA I-AA Final	Eastern Kentucky	L/17-14	2011	NCAA FCS Second Round	Appalachian State	W/34-12
1986	NCAA I-AA First Round	William and Mary	W/51-17		NCAA FCS Quarterfinals	Georgia Southern	L/35-23
	NCAA I-AA Quarterfinals	Arkansas State	L/55-14	2013	NCAA FCS Second Round	New Hampshire	L/41-27
1988	NCAA I-AA First Round	Furman	L/21-7	2018	NCAA FCS Second Round	Jacksonville State	W/55-27
1991	NCAA I-AA First Round	James Madison (2OT)	L/42-35		NCAA FCS Quarterfinals	Weber State	W/23-18
1992	NCAA I-AA First Round	Samford	W/56-21		NCAA FCS Semifinals	Eastern Washington	L/50-19
	NCAA I-AA Quarterfinals	NE Louisiana	W/41-18				
	NCAA I-AA Semifinals	Marshall	L/21-7	Monmouth			
1993	NCAA I-AA First Round	Montana	W/49-48	Year	Game/Bowl	Opponent	Result
	NCAA I-AA Quarterfinals	Marshall	L/34-31	2017	NCAA FCS First Round	Northern Iowa	L/7-46
1995	NCAA I-AA First Round	Hofstra	W/38-17	2019	NCAA FCS First Round	Holy Cross	W/44-27
	NCAA I-AA Quarterfinals	McNeese State	L/52-18		NCAA FCS Second Round	James Madison	L/21-66
1996	NCAA I-AA First Round	Marshall	L/59-14	2021	NCAA FCS First Round	Sam Houston State	L/15-21
1997	NCAA I-AA First Round	Hofstra	W/29-14				
	NCAA I-AA Quarterfinals	Georgia Southern	W/16-7	New Hampshire			
	NCAA I-AA Semifinals	McNeese State	L/23-21	Year	Game/Bowl	Opponent	Result
2000	NCAA I-AA First Round	Portland State	W/49-14	1947	Glass Bowl	Toledo	L/20-14
	NCAA I-AA Quarterfinals	Lehigh	W/47-22	1975	NCAA II Quarterfinals	Lehigh	W/35-21
	NCAA I-AA Semifinals	Georgia Southern	L/27-18		NCAA II Semifinals	Western Kentucky	L/14-3
2003	NCAA I-AA First Round	Southern Illinois	W/48-7	1976	NCAA II Quarterfinals	Montana State	L/17-16
	NCAA I-AA Quarterfinals	Northern Iowa	W/37-7	1991	NCAA I-AA First Round	Samford	L/29-13
	NCAA I-AA Semifinals	Wofford	W/24-9	1994	NCAA I-AA First Round	Appalachian State (OT)	L/17-10
	NCAA I-AA Final	Colgate	W/40-0	2004	NCAA I-AA First Round	Georgia Southern	W/27-23
2004	NCAA I-AA First Round	Lafayette	W/28-14		NCAA I-AA Quarterfinals	Montana	L/47-17
	NCAA I-AA Quarterfinals	William and Mary (2OT)	L/44-38	2005	NCAA I-AA First Round	Colgate	W/55-21
2007	NCAA FCS First Round	Delaware State	W/44-7		NCAA I-AA Quarterfinals	Northern Iowa	L/24-21
	NCAA FCS Quarterfinals	Northern Iowa	W/39-27	2006	NCAA FCS First Round	Hampton	W/41-38
	NCAA FCS Semifinals	Southern Illinois	W/20-17		NCAA FCS Quarterfinals	Massachusetts	W/24-17
	NCAA FCS Final	Appalachian State	L/49-21	2007	NCAA FCS First Round	Northern Iowa	L/38-35
2010	NCAA FCS Second Round	Lehigh	W/42-20	2008	NCAA FCS First Round	Southern Illinois	W/29-20
	NCAA FCS Quarterfinals	New Hampshire	W/16-3		NCAA FCS Quarterfinals	Northern Iowa	L/36-34
	NCAA FCS Semifinals	Georgia Southern	W/27-10	2009	NCAA FCS First Round	McNeese State	W/49-13
	NCAA FCS Final	Eastern Washington	L/20-19		NCAA FCS Quarterfinals	Villanova	L/46-7
2018	NCAA FCS First Round	James Madison	L/20-6	2010	NCAA FCS Second Round	Bethune-Cookman	W/45-20
2020	NCAA FCS First Round	Sacred Heart	W/19-10		NCAA FCS Quarterfinals	Delaware	L/16-3
	NCAA FCS Quarterfinals	Jacksonville State	W/20-14	2011	NCAA FCS Second Round	Montana State	L/26-25
	NCAA FCS Semifinals	South Dakota State	L/33-3	2012	NCAA FCS Second Round	Wofford	L/23-7
2022	NCAA FCS First Round	Saint Francis (Pa.)	W/56-17				
	NCAA FCS Second Round	South Dakota State	L/42-6				

CAA Football Postseason History

New Hampshire (continued)

2013	NCAA FCS First Round	Lafayette	W/45-7
	NCAA FCS Second Round	Maine	W/41-27
	NCAA FCS Quarterfinals	Southeastern Louisiana	W/20-17
	NCAA FCS Semifinals	North Dakota State	L/52-14
2014	NCAA FCS Second Round	Fordham	W/44-19
	NCAA FCS Quarterfinals	Chattanooga	W/35-30
	NCAA FCS Semifinals	Illinois State	L/21-18
2015	NCAA FCS First Round	Colgate	L/27-20
2016	NCAA FCS First Round	Lehigh	W/64-21
	NCAA FCS Second Round	James Madison	L/55-22
2017	NCAA FCS First Round	Central Connecticut State	W/14-0
	NCAA FCS Second Round	Central Arkansas	W/21-15
	NCAA FCS Quarterfinals	South Dakota State	L/56-14
2022	NCAA FCS First Round	Fordham	W/52-42
	NCAA FCS Second Round	Holy Cross	L/35-19

Rhode Island

Year	Game/Bowl	Opponent	Result
1955	Refrigerator Bowl	Jacksonville State	L/12-10
1981	NCAA I-AA Quarterfinals	Idaho State	L/51-0
1984	NCAA I-AA Quarterfinals	Richmond	W/23-17
	NCAA I-AA Semifinals	Montana State	L/32-20
1985	NCAA I-AA First Round	Akron	W/35-27
	NCAA I-AA Quarterfinals	Furman	L/29-15

Richmond

Year	Game/Bowl	Opponent	Result
1968	Tangerine Bowl	Ohio University	W/49-42
1971	Tangerine Bowl	Toledo	L/28-3
1984	NCAA I-AA First Round	Boston University	W/35-33
	NCAA I-AA Quarterfinals	Rhode Island	L/23-17
1987	NCAA I-AA First Round	Appalachian State	L/20-3
1998	NCAA I-AA First Round	Lehigh	L/24-23
2000	NCAA I-AA First Round	Youngstown State	W/10-3
	NCAA I-AA Quarterfinals	Montana	L/34-20
2005	NCAA I-AA First Round	Hampton	W/38-10
	NCAA I-AA Quarterfinals	Furman	L/24-20
2007	NCAA FCS First Round	Eastern Kentucky	W/33-14
	NCAA FCS Quarterfinals	Wofford	W/21-10
	NCAA FCS Semifinals	Appalachian State	L/55-35
2008	NCAA FCS First Round	Eastern Kentucky	W/38-10
	NCAA FCS Quarterfinals	Appalachian State	W/33-13
	NCAA FCS Semifinals	Northern Iowa	W/21-20
	NCAA FCS Final	Montana	W/24-7
2009	NCAA FCS First Round	Elon	W/16-13
	NCAA FCS Quarterfinals	Appalachian State	L/35-31
2014	NCAA FCS First Round	Morgan State	W/46-24
	NCAA FCS Second Round	Coastal Carolina	L/36-15
2015	NCAA FCS Second Round	William & Mary	W/48-13
	NCAA FCS Quarterfinals	Illinois State	W/39-27
	NCAA FCS Semifinals	North Dakota State	L/33-7
2016	NCAA FCS First Round	North Carolina A&T	W/39-10
	NCAA FCS Second Round	North Dakota	W/27-24
	NCAA FCS Quarterfinals	Eastern Washington	L/38-0
2022	NCAA FCS First Round	Davidson	W/41-0
	NCAA FCS Second Round	Sacramento State	L/38-31

Stony Brook

Year	Game/Bowl	Opponent	Result
2017	NCAA FCS First Round	Lehigh	W/59-29
	NCAA FCS Second Round	James Madison	L/26-7
2018	NCAA FCS First Round	Southeast Missouri	L/28-14

Towson

Year	Game/Bowl	Opponent	Result
1976	NCAA III Quarterfinals	C.W. Post	W/14-10
	NCAA III Semifinals	St. Lawrence	W/38-36
	NCAA III Final	St. John's (MN)	L/31-28
1983	NCAA II Quarterfinals	North Dakota State	L/24-17
1984	NCAA II Quarterfinals	Norfolk State	W/31-21
	NCAA II Semifinals	Troy State	L/45-3
1986	NCAA II Quarterfinals	Central State	L/31-0

2011	NCAA FCS Second Round	Lehigh	L/40-38
2013	NCAA FCS Second Round	Fordham	W/48-28
	NCAA FCS Quarterfinals	Eastern Illinois	W/49-39
	NCAA FCS Semifinals	Eastern Washington	W/35-31
	NCAA FCS Championship	North Dakota State	L/35-7
2018	NCAA FCS First Round	Duquesne	L/31-10

Villanova

Year	Game/Bowl	Opponent	Result
1936	Bacardi Bowl	Auburn	T/7-7
1947	Great Lakes Bowl	Kentucky	L/24-14
1949	Harbor Bowl	Nevada	W/27-7
1961	Sun Bowl	Wichita	W/17-9
1962	Liberty Bowl	Oregon State	L/6-0
1989	NCAA I-AA First Round	Georgia Southern	L/52-36
1991	NCAA I-AA First Round	Youngstown State	L/17-16
1992	NCAA I-AA First Round	Youngstown State	L/23-20
1996	NCAA I-AA First Round	East Tennessee State	L/35-29
1997	NCAA I-AA First Round	Colgate	W/49-28
	NCAA I-AA Quarterfinals	Youngstown State	L/37-34
2002	NCAA I-AA First Round	Furman	W/45-38
	NCAA I-AA Quarterfinals	Fordham	W/24-10
	NCAA I-AA Semifinals	McNeese State	L/39-28
2008	NCAA FCS First Round	Colgate	W/55-28
	NCAA FCS Quarterfinals	James Madison	L/31-27
2009	NCAA FCS First Round	Holy Cross	W/38-28
	NCAA FCS Quarterfinals	New Hampshire	W/46-7
	NCAA FCS Semifinals	William and Mary	W/14-13
	NCAA FCS Final	Montana	W/23-21
2010	NCAA FCS Second Round	Stephen F. Austin	W/54-24
	NCAA FCS Quarterfinals	Appalachian State	W/42-24
	NCAA FCS Semifinals	Eastern Washington	L/41-31
2012	NCAA FCS First Round	Stony Brook	L/20-10
2014	NCAA FCS Second Round	Liberty	W/29-22
	NCAA FCS Quarterfinals	Sam Houston State	L/34-31
2016	NCAA FCS First Round	Saint Francis (Pa.)	W/31-21
	NCAA FCS Second Round	South Dakota State	L/10-7
2019	NCAA FCS First Round	Southeastern Louisiana	L/45-44
2021	NCAA FCS Second Round	Holy Cross	W/21-16
	NCAA FCS Quarterfinals	South Dakota State	L/35-21

William & Mary

Year	Game/Bowl	Opponent	Result
1947	Dixie Bowl	Arkansas	L/21-19
1948	Delta Bowl	Oklahoma A&M	W/20-0
1970	Tangerine Bowl	Toledo	L/40-12
1986	NCAA I-AA First Round	Delaware	L/51-17
1988	Ivy Bowl	Japan All-Stars	W/73-3
1989	NCAA I-AA First Round	Furman	L/24-10
1990	NCAA I-AA First Round	Massachusetts	W/38-0
	NCAA I-AA Quarterfinals	Central Florida	L/52-38
1992	Ivy Bowl	Nihon University	W/35-10
1993	NCAA I-AA First Round	McNeese State	L/34-28
1996	NCAA I-AA First Round	Jackson State	W/45-6
	NCAA I-AA Quarterfinals	Northern Iowa	L/38-35
2001	NCAA I-AA First Round	Appalachian State	L/40-27
2004	NCAA I-AA First Round	Hampton	W/42-35
	NCAA I-AA Quarterfinals	Delaware (ZOT)	W/44-38
	NCAA I-AA Semifinals	James Madison	L/48-34
2009	NCAA FCS First Round	Weber State	W/38-0
	NCAA FCS Quarterfinals	Southern Illinois	W/24-3
	NCAA FCS Semifinals	Villanova	L/14-13
2010	NCAA FCS Second Round	Georgia Southern	L/31-15
2015	NCAA FCS First Round	Duquesne	W/52-49
	NCAA FCS Second Round	Richmond	L/48-13
2022	NCAA FCS Second Round	Gardner-Webb	W/54-14
	NCAA FCS Quarterfinals	Montana State	L/55-7

2023 Team & Coach Records

OVERALL RECORD LAST FIVE SEASONS (2019-2023)

Team	Wins	Losses	Pct.	CAA Titles
Villanova	32	16	.667	1
Monmouth	29	17	.630	0
Delaware	30	20	.600	1
William & Mary	27	18	.600	1
Richmond	27	20	.574	0
North Carolina A&T	22	18	.550	0
New Hampshire	21	21	.500	1
Rhode Island	22	22	.500	0
Elon	23	24	.489	0
Towson	19	21	.475	0
Hampton	17	23	.425	0
UAlbany	19	28	.404	0
Maine	18	27	.400	0
Campbell	17	26	.395	0
Stony Brook	13	31	.295	0

OVERALL RECORD LAST 10 SEASONS (2014-2023)

Team	Wins	Losses	Pct.	CAA Titles
North Carolina A&T	72	28	.720	0
Villanova	68	40	.630	1
Monmouth	61	41	.598	0
Richmond	66	45	.595	1
New Hampshire	61	45	.575	2
Delaware	58	49	.542	1
William & Mary	54	48	.529	2
Towson	46	51	.474	0
Hampton	44	51	.463	0
Maine	46	56	.451	1
Campbell	44	54	.449	0
Stony Brook	45	61	.425	0
Elon	44	60	.423	0
UAlbany	43	60	.417	0
Rhode Island	35	65	.350	0

CURRENT CAA FOOTBALL COACH RECORDS

Coach, Team	COLLEGIATE OVERALL RECORD		ALL GAMES AT CAA SCHOOLS		CAA FOOTBALL GAMES ONLY	
	W-L-T	Pct.	W-L-T	Pct.	W-L-T	Pct.
Greg Gattuso, UAlbany	140-92	.603	43-60	.417	24-47	.338
Mike Minter, Campbell	47-63	.427	47-63	.427	2-2	.500
Ryan Carty, Delaware	13-6	.684	13-6	.684	7-4	.636
Tony Trisciani, Elon	23-24	.489	23-24	.489	18-14	.563
Robert Prunty, Hampton	24-26	.480	24-26	.480	2-9	.182
Jordan Stevens, Maine	4-14	.222	4-14	.222	3-9	.250
Kevin Callahan, Monmouth	181-138	.567	181-138	.567	5-6	.455
Rick Santos, New Hampshire	18-12	.600	18-12	.600	13-6	.684
Vincent Brown, North Carolina A&T	1-5	.167	1-5	.167	0-3	.000
Jim Fleming, Rhode Island	56-66	.459	35-65	.350	22-49	.310
Russ Huesman, Richmond	96-69	.582	37-32	.536	26-22	.542
Chuck Priore, Stony Brook	136-106	.562	50-63	.442	34-46	.425
Pete Shinnick, Towson	161-71	.694	2-4	.333	1-2	.333
Mark Ferrante, Villanova	42-28	.600	42-28	.600	26-22	.542
Mike London, William & Mary	89-79	.530	51-23	.689	30-16	.652

CAA FOOTBALL ALL-TIME STANDINGS

(League games only)

Team	Wins	Losses	Ties	Pct.	Overall Titles	Shared Titles	Outright Titles	Last Title
<i>Old Dominion</i>	13	3	0	.813	0	0	0	--
<i>James Madison</i>	149	81	0	.648	9	5	4	2021
<i>Massachusetts</i>	236	139	4	.628	21	11	10	2007
Delaware	178	118	0	.601	10	8	2	2020
Villanova	168	114	0	.596	7	6	1	2021
<i>Connecticut</i>	158	115	10	.576	15	10	5	1989
New Hampshire	256	208	10	.551	14	5	9	2014
William & Mary	129	110	0	.540	5	4	1	2015
Campbell	2	2	0	.500	0	0	0	--
Richmond	146	151	0	.492	8	7	1	2015
Maine	221	251	7	.469	13	8	5	2018
Monmouth	5	6	0	.455	0	0	0	--
Elon	32	39	0	.451	0	0	0	--
<i>Boston University</i>	71	89	0	.444	6	4	2	1993
Stony Brook	34	46	0	.425	0	0	0	--
<i>Hofstra</i>	31	44	0	.413	1	1	0	2001
Towson	59	87	0	.404	2	1	1	2012
<i>Northeastern</i>	52	87	0	.374	1	1	0	2002
Rhode Island	155	322	7	.327	7	5	2	1985
UAlbany	24	55	0	.304	0	0	0	--
<i>Vermont</i>	27	63	2	.304	0	0	0	--
Hampton	2	9	0	.182	0	0	0	--
<i>Georgia State</i>	1	7	0	.125	0	0	0	--
North Carolina A&T	0	3	0	.000	0	0	0	--

Former league members in italics, current league members in **bold**

Last 3-Time Champion: James Madison (2019-21) - Shared with Villanova in 2021; Longest Title Streak: 5, Connecticut (1956-60);

Most Consecutive Overall Wins: 26, James Madison (2016-17) Most Consecutive Conference Wins: 20, James Madison (2015-18)



CAA Football All-Time Coaching Records

		-- OVERALL --		-- CONFERENCE --		CAA Football All-Time Conference Wins		
	Coach	Years	Record	Pct.	Record	Pct.		
1.	Mike Houston (JMU)	2016-2018	37-6	.860	22-2	.917	1. Andy Talley (VU) 142	
2.	Biff Glassford (UNH)	1946-1948	19-5-1	.780	7-1	.875	2. Jimmy Laycock (WM) 112	
3.	Vic Fusia (UMass)	1961-1970	59-32-2	.645	41-7-1	.847	3. Sean McDonnell (UNH) 100	
4.	Curt Cignetti (JMU, Elon)	2017-2021	47-14	.770	28-6	.824	4. Bill Bowes (UNH) 97	
	Elon	2017-18	14-9		10-5		5. Jack Cosgrove (UM) 90	
	James Madison	2019-21	33-5		18-1		6. Harold "Tubby" Raymond (UD) 89	
5.	Bobby Wilder (ODU)	2011-2012	21-5	.808	13-3	.813	7. Mickey Matthews (JMU) 71	
6.	David Nelson (UM)	1949-1950	7-5-2	.571	5-1-1	.786	8. Jim Reid (UMass, UR) 61	
7.	Dick MacPherson (UMass)	1971-1977	45-27-1	.623	28-8-1	.770	9. Rob Ambrose (TU) 49	
8.	Everett Withers (JMU)	2014-2016	18-7	.720	12-4	.750	10. K.C. Keeler (UD) 49	
	Bob Casciola (UC)	1971-1972	9-8-1	.528	7-2-1	.750	11. Don Brown (NU, UMass) 47	
	Tom Lichtenberg (UM)	1989	9-3	.750	6-2	.750	12. Danny Rocco (UR, UD) 46	
	Charles Studley (UMass)	1960	7-2	.778	3-1	.750	13. Tom Jackson (UC) 42	
12.	Hal Kopp (URI)	1950, 52-55	28-11-2	.718	15-5-1	.738	14. Hal Westerman (UM) 41	
13.	Bob Pickett (UMass)	1978-1983	36-28	.563	22-8	.733	15. Vic Fusia (UMass) 41	
14.	John Toner (UC)	1966-1970	20-24-3	.457	17-6-2	.720	16. Bob Griffin (URI) 37	
15.	Harold "Tubby" Raymond (UD)	1966-2001	300-119-3	.714	89-38	.701	17. Mark Whipple (UMass) 35	
16.	Mark Whipple (UMass)	1998-2003	49-26	.653	35-16	.686	18. Chuck Priore (SBU) 34	
17.	Rick Santos (UNH)	2019, 2022-	18-12	.600	13-6	.684	19. Mike London (WM) 30	
18.	Tim Murphy (UM)	1987-1988	15-8	.652	10-5	.667	20. Bob Ingalls (UC) 29	
19.	Mike London (WM)	2008-09, 2019-	51-23	.689	30-16	.652	21. Curt Cignetti (EU, JMU) 28	
	Richmond	2008-2009	24-5		17-13		22. Dick MacPherson (UMass) 28	
	William & Mary	2019	27-18		17-13		23. Mark Ferrante (VU) 26	
20.	Rick Taylor (BU)	1979-1984	55-22-1	.631	26-14	.650	24. Russ Huesman (UR) 26	
	Thomas Eck (UMass)	1945, 47-51	17-23-4	.432	6-3-1	.650	25. Rick Taylor (BU) 26	
22.	Ryan Carty (UD)	2022-	13-6	.684	7-4	.636	26. Chief Boston (UNH) 25	
23.	Bob Ingalls (UC)	1952-1963	49-54-3	.476	29-16-3	.476	27. Greg Gattuso (UA) 24	
24.	Don Brown (NU, UMass)	2000-03, 04-08	70-39	.642	47-28	.627	28. Dan Allen (BU) 24	
	Northeastern	2000-2003	27-20		18-17		29. Mike Hodges (UMass) 23	
	Massachusetts	2004-2008	42-19		29-11		30. Jim Fleming (URI) 22	
26.	Joe Harasymiak (UM)	2016-2018	20-15	.571	15-9	.625	31. Mike Houston (JMU) 22	
	Rip Scherer (JMU)	1991-1994	29-19	.604	10-6	.625	32. Skip Holtz (UC) 22	
27.	Larry Naviaux (UC)	1973-1976	18-24-1	.430	13-8-1	.614	33. Bob Pickett (UMass) 22	
28.	J.O. Christian (UC)	1934-1949	66-51-4	.562	5-3-1	.611	34. Joe Gardi (HOF) 21	
29.	Danny Rocco (UR, UD)	2012-2021	74-45	.622	46-30	.605	35. Tim Stowers (URI) 20	
	Richmond	2012-16	43-22		26-14		36. Dave Clawson (UR) 19	
	Delaware	2017-21	31-23		20-16		37. Tony Trisciani (EU) 18	
30.	Andy Talley (VU)	1985-2016	230-136-1	.628	142-93	.604	38. Barry Gallun (NU) 18	
31.	Hal Westerman (UM)	1951-1966	80-38-7	.668	41-26-5	.604	39. Floyd Keith (URI) 17	
32.	Dave Clawson (UR)	2004-2007	29-20	.592	19-13	.594	40. John Toner (UC) 17	
33.	Sean McDonnell (UNH)	1999-	157-104	.602	100-72	.581	41. Rocky Hager (NU) 16	
34.	Mickey Matthews (JMU)	1999-13	109-71	.606	71-52	.577	42. Alex Wood (JMU) 16	
35.	Bill Bowes (UNH)	1972-1998	175-106-5	.621	97-74-2	.566	43. Joe Harasymiak (UM) 15	
36.	Tony Trisciani (EU)	2019-	23-24	.489	18-14	.563	44. Walter Abbott (UM) 15	
	Rick Forzano (UC)	1964-1965	7-10-1	.417	4-3-1	.563	45. Bob Clifford (VER) 15	
	Skip Holtz (UC)	1994-1998	34-23	.597	22-18	.550	46. Hal Kopp (URI) 15	
	Jim Root (UNH)	1968-1971	18-14-1	.561	11-9	.550	47. Walt Nadzak (UC) 14	
40.	Tom Jackson (UC)	1983-1993	62-57	.521	42-35	.545	48. Rick Santos (UNH) 13	
41.	K.C. Keeler (UD)	2002-2012	86-52	.623	49-41	.544	49. Bobby Wilder (ODU) 13	
42.	Mark Ferrante (VU)	2017-	42-28	.600	26-22	.542	50. Jack Gregory (UC) 13	
	Russ Huesman (UR)	2017-	37-32	.536	26-22	.542	51. Larry Naviaux (UC) 13	
44.	Jimmy Laycock (WM)	1980-	249-195-2	.561	112-97	.536	52. Jim Marshall (UR) 12	
45.	Jim Reid (UMass, UR)	1986-91, 95-03	84-82-3	.506	61-60	.505	53. Everett Withers (JMU) 12	
	Massachusetts	1986-1991	36-29-2		26-20		54. Dave Brock (UD) 11	
	Richmond	1995-2003	48-53-1		35-40		55. Jim Root (UNH) 11	
46.	Mike Minter (CU)	2013-	47-63	.427	2-2	.500	56. Dal Shealy (UR) 11	
	Nick Charlton (UM)	2019-	14-13	.519	10-10	.500	57. Nick Charlton (UM) 10	
	Latrell Scott (UR)	2010	6-5	.545	4-4	.500	58. Kevin Morris (UMass) 10	
	Dan Allen (BU)	1990-1995	36-33	.522	24-24	.500	59. Tim Murphy (UM) 10	
	Alex Wood (JMU)	1995-1998	23-22	.511	16-16	.500	60. Rip Scherer (JMU) 10	
	Dal Shealy (UR)	1980-1988	43-57	.430	11-11	.500	61. Jack Zilly (URI) 10	
	Bob Stull (UMass)	1984-1985	10-12	.455	5-5	.500	62. Gordy Combs (TU) 9	
	George Allen (UM)	1941, 46-48	16-11-2	.586	3-3	.500	63. Joe Trainer (URI) 8	
54.	Joe Gardi (HOF)	2001-2005	119-62-2	.656	21-22	.488	64. Kirk Ferentz (UM) 8	
55.	Walt Nadzak (UC)	1977-1982	24-39-2	.385	14-15-1	.483	65. Herb Maack (URI) 8	
56.	Jack Cosgrove (UM)	1993-2016	129-135	.489	90-97	.481	66. Charlie O' Rourke (UMass) 8	
57.	Mike Hodges (UMass)	1992-1997	35-30	.538	23-25	.479	67. Ryan Carty (UD) 7	
58.	Rob Ambrose (TU)	2009-2022	76-76	.500	49-55	.471	68. Bob Casciola (UC) 7	
59.	Kevin Callahan (MU)	1993-	181-138	.567	5-6	.455	69. Biff Glassford (UNH) 7	
	Chris Palmer (BU)	1988-1989	8-14	.364	7-9	.438	70. Paul Kemp (BU) 7	
	Chief Boston (UNH)	1949-1964	60-57-10	.512	25-34-8	.433	71. Chris Palmer (BU) 7	
	Bob Clifford (VER)	1962-1969	37-29-1	.560	15-20-1	.431	72. Thomas Eck (UMass) 6	
63.	Chuck Priore (SBU)	2013	50-63	.442	34-46	.425	73. Tom Lichtenberg (UM) 6	
64.	Jack Gregory (URI)	1970-1975	22-33-2	.404	13-18-1	.422	74. Ron Rogerson (UM) 6	
65.	Kevin Morris (UMass)	2009-2011	16-17	.485	10-14	.417	75.	Steve Stetson (BU) 6
	Buddy Teevens (UM)	1985-1986	13-9	.591	5-7	.417	76.	Kevin Callahan (MU) 5
	Herb Maack (URI)	1956-1960	17-22-2	.439	8-12-2	.409	77.	J.O. Christian (UC) 5
68.	Dave Brock (UD)	2013-2016	19-22	.463	11-16	.407	78.	Carl Falivene (VER) 5
69.	Dennis Dottin-Carter (UD)	2016	2-3	.400	2-3	.400	79.	David Nelson (UM) 5
70.	Randy Edsall (UC)	1999	4-7	.364	3-5	.375	80.	Bob Stull (UMass) 5
71.	Bob Griffin (URI)	1976-1992	79-107-1	.425	37-67	.356	81.	Buddy Teevens (UM) 5
72.	Greg Gattuso (UA)	2014-	43-60	.417	24-47	.347	82.	Jack Bicknell (UM) 4
73.	Pete Shinnick (TU)	2023	2-4	.333	1-2	.333	83.	Rick Forzano (UC) 4
	Rocky Hager (NU)	2004-2009	20-47	.299	16-32	.333	84.	Latrell Scott (UR) 4
	Kirk Ferentz (UM)	1990-1992	12-21	.363	8-16	.333	85.	Rich Skrosky (EU) 4
	Paul Kemp (BU)	1973-1976	16-24-1	.402	7-14	.333	86.	Jordan Stevens (UM) 3
	Arthur Valpey (UC)	1950-1951	7-9	.438	2-4	.333	87.	George Allen (UM) 3
78.	Barry Gallun (NU)	1991-1999	38-60-1	.389	18-38	.321	88.	Randy Edsall (UC) 3
79.	Walter Abbott (UM)	1967-1975	27-53	.338	15-32	.319	89.	John C. Evans (VER) 3
80.	Steve Stetson (BU)	1985-1987	10-23	.303	6-13	.316	90.	Charles Studley (UMass) 3
81.	Jack Zilly (URI)	1963-1969	21-41-2	.344	10-23-2	.314	91.	Joe Yukica (UNH) 3
82.	Dave Cohen (HOF)	2006-2009	18-27	.400	10-22	.313	92.	Mike Minter (CU) 2
83.	Jim Fleming (URI)	2014-	35-65	.350	22-49	.310	93.	Robert Prunty (HU) 2
84.	Floyd Keith (URI)	1993-1999	23-53	.303	17-39	.304	94.	John Chironna (URI) 2
85.	Ron Rogerson (UM)	1981-1984	19-23-3	.454	6-14	.300	95.	Ed Donnelly (VER) 2
	Joe Yukica (UNH)	1966-1967	7-9	.438	3-7	.300	96.	Dennis Dottin-Carter (UD) 2
	Tim Stowers (URI)	2000-2007	33-57	.367	20-47	.299	97.	Joe Scannella (VER) 2
	Carl Falivene (VER)	1972-1974	11-17	.393	5-12	.294	98.	Arthur Valpey (UC) 2
	John C. Evans (VER)	1947-1951	15-21-2	.421	3-8-1	.292	99.	Bob Stull (UMass) 2
	Charlie O' Rourke (UMass)	1952-1959	21-39-4	.359	8-21-1	.283	100.	Bill Curry (GSU) 1
91.	Jordan Stevens (UM)	2022-	4-14	.222	3-9	.250		Darren Rizzi (URI) 1
	Jim Marshall (UR)	1989-1994	19-47	.288	12-36	.250		Bill Beck (URI) 1
	John Chironna (URI)	1961-1962	4-11-3	.306	2-7-1	.250		Ed Doherty (URI) 1
	Ed Doherty (URI)	1951	3-5	.375	1-3	.250		Tom Masella (BU) 1
95.	Gordy Combs (TU)	2004-2008	22-34	.393	9-31	.225		Bob Ford (UA) 0
96.	Joe Trainer (URI)	2009-13	12-44	.214	8-32	.200		Wayne Lineburg (UR) 0
	Joe Scannella (VER)	1970-1971	2-16	.111	2-8	.200		Andy Mooradian (UNH) 0
98.	Robert Prunty (HU)	2018-	24-26	.480	2-9	.182		
	Jack Bicknell (UM)	1976-1980	18-35-1	.343	4-20-1	.180		
	Rich Skrosky (EU)	2014-2016	7-27	.206	4-20	.167		
	Bill Curry (GSU)	2012	1-10	.091	1-7	.125		
	Darren Rizzi (URI)	2008	3-9	.250	1-7	.125		
103.	Ed Donnelly (VER)	1952-1961	25-40-5	.393	2-15	.118		
104.	Bill Beck (URI)	1941, 46-49	12-22-2	.361	1-11	.083		
105.	Tom Masella (BU)	1996-1997	2-20	.091	1-15	.063		
106.	Bob Ford (UA)	2013	1-11	.083	0-8	.000		
	Wayne Lineburg (UR)	2011	3-8	.273	0-8	.000		
	Andy Mooradian (UNH)	1965	0-8	.000	0-5	.000		
	Vincent Brown (A&T)	2023-	1-5	.167	0-3	.000		

All-Time Passing Records

Pass Completions - Career

Comp.	Name	School	Years
1,122	Ricky Santos	New Hampshire	2004-07
1,044	Sean Schaefer	Towson	2005-08
868	Chris Boden	Villanova	1996-99
833	Brett Gordon	Villanova	1999-02
830	Liam Coen	Massachusetts	2005-08
803	Matt DeGennaro	Connecticut	1987-1990
784	Eric Ward	Richmond	2006-09
758	Kyle Lauletta	Richmond	2013-17
755	Ron Whitcomb	Maine	2003-06
698	Michael Strauss	Richmond	2012-14

Passing Touchdowns - Career

TD	Name	School	Years
123	Ricky Santos	New Hampshire	2004-07
99	Chris Boden	Villanova	1996-99
90	Liam Coen	Massachusetts	2005-08
83	Brett Gordon	Villanova	1999-2002
78	Tom Ehrhardt	Rhode Island	1984-85
76	Sean Schaefer	Towson	2005-08
73	Dave Corley, Jr.	William & Mary	1999-2002
73	Matt DeGennaro	Connecticut	1987-90
73	Kyle Lauletta	Richmond	2013-17
73	Shane Stafford	Connecticut	1995-98

Yards Gained - Career

Yards	Name	School	Years
13,212	Ricky Santos	New Hampshire	2004-07
11,644	Sean Schaefer	Towson	2005-08
11,031	Liam Coen	Massachusetts	2005-08
10,465	Kyle Lauletta	Richmond	2013-17
10,166	Chris Boden	Villanova	1996-99
9,805	Dave Corley, Jr.	William & Mary	1999-2002
9,639	Brett Gordon	Villanova	1999-2002
9,288	Matt DeGennaro	Connecticut	1987-90
8,969	Eric Ward	Richmond	2006-09
8,845	Mike Buck	Maine	1986-89

Yards Gained - Game

Yards	Name (School)	Opponent	Date
730	Taylor Heinicke (ODU)	New Hampshire	9/22/12
566	Tom Ehrhardt (URI)	Connecticut	11/16/85
560	Bobby Seck (HOF)	Rhode Island	9/25/04
556	Matt Nagy (UD)	Connecticut	11/7/98
546	Kyle Lauletta (UR)	Sam Houston St.	9/1/17
543	Michael Strauss (UR)	Delaware	11/16/13
538	Ricky Santos (UNH)	Villanova	10/2/04
530	Taylor Heinicke (ODU)	Duquesne	9/1/12
522	Mickey Fein (UM)	Connecticut	10/11/97
520	Tom Ehrhardt (URI)	Lehigh	10/12/85

Senior Record: 566Tom Ehrhardt (URI) vs. Connecticut (11/16/85)

Junior Record: 560.....Bobby Seck (HOF) vs. Rhode Island (9/25/04)

Sophomore Record: 730 Taylor Heinicke (ODU) vs. New Hampshire (9/22/12)

Freshman Record: 538.....Ricky Santos (UNH) vs. Villanova (10/2/04)

Average Yards Gained - Season

Avg.	Name (School)	Cl.	Gms.	Yards	Year
393.8	Taylor Heinicke (ODU)	So.	13	5,120	2012
346.8	Tom Ehrhardt (URI)	Sr.	13	4,508	1985
339.7	Kyle Lauletta (UR)	Sr.	11	3,737	2017
317.3	Michael Strauss (UR)	Jr.	12	3,808	2013
303.3	Sean Schaefer (TU)	So.	10	3,033	2006
302.0	Anton Clarkson (HOF)	Jr.	10	3,020	2005
299.7	Robert Dougherty (BU)	Sr.	12	3,596	1994
297.7	Tom Ehrhardt (URI)	Jr.	13	3,870	1984
297.3	Rocky Butler (HOF)	Sr.	12	3,568	2001
292.1	Ricky Santos (UNH)	So.	13	3,797	2005

Senior Record: 346.8 Tom Ehrhardt (URI), 1985

Junior Record: 317.3..... Michael Strauss (UR), 2013

Sophomore Record: 393.8..... Taylor Heinicke (ODU), 2012

Freshman Record: 255.2.....Ricky Santos (UNH), 2004

INDIVIDUAL RECORDS

Most Pass Attempts - Game

79... Taylor Heinicke (ODU) vs. New Hampshire, 9/22/12

Most Pass Completions - Game

55... Taylor Heinicke (ODU) vs. New Hampshire, 9/22/12

Most Pass Completions - Season

398..... Taylor Heinicke (ODU), 2012

Most Completions Per Game - Season

30.6..... Taylor Heinicke (ODU), 2012

Most Pass Attempts - Season

645..... Tom Ehrhardt (URI), 1985

Most Pass Attempts - Career

1,636..... Ricky Santos (UNH), 2004-07

Most Touchdown Passes - Game

8..... Bobby Seck (HOF) vs. Rhode Island, 9/25/04

8..... Tom Ehrhardt (URI) vs. Connecticut, 11/16/85

Most Touchdown Passes - Season

44..... Taylor Heinicke (ODU), 2012

Most Interceptions Thrown - Game

6..... Six times

...Last by Jake Phillips (WM) vs. Richmond, 11/22/08

Most Interceptions Thrown - Season

27..... Tom Ehrhardt (URI), 1985

Most Interceptions Thrown - Career

59..... Sean Schaefer (TU), 2005-08

Longest Pass

98..... R.J. Archer to Cameron Dohse (WM) vs. Villanova, 12/11/09

98..... Steve Monaco to Emerson Foster (URI) vs. Holy Cross, 9/3/88

TEAM RECORDS

Most Passing Attempts - Game

90..... Rhode Island vs. Furman, 12/7/85

Most Passing Attempts - Season

761..... Rhode Island, 1985 (13 Games)

Most Pass Completions - Game

55..... Old Dominion vs. New Hampshire, 9/22/12

Most Pass Completions - Season

419..... Rhode Island, 1985 (13 Games)

Highest Completion Percentage - Season

73.2..... New Hampshire, 2007 (12 Games)

Most Passing Yards - Game

730..... Old Dominion vs. New Hampshire, 9/22/12

Most Passing Yards - Season

5,321..... Rhode Island, 1985 (13 Games)

Most Touchdown Passes - Game

8..... Twice, Last by Hofstra vs. Rhode Island, 9/25/04

Most Touchdown Passes - Season

47..... Rhode Island, 1985 (13 Games)

Most First Downs Passing - Game

37..... Old Dominion vs. New Hampshire, 9/22/12

Most First Downs Passing - Season

256..... Rhode Island, 1985 (13 Games)

Annual Passing Leaders

Year	Name (Team)	Completions
1978	Steve Tosches (URI)	114
1979	Mike McEvilly (UM)	107
1980	Ken Sweitzer (UC)	127
1981	Ken Sweitzer (UC)	145
1982	Rich LaBonte (UM)	112
1983	Dave Weinke (URI)	150
1984	Tom Ehrhardt (URI)	308
1985	Tom Ehrhardt (URI)	283
1986	Peter Lane (UC)	187
1987	Mike Buck (UM)	232

Passing Efficiency

(since ratings system - 1988)

Year	Name (Team)	Rating
1988	Matt DeGennaro (UC)	126.4
1989	Mike Buck (UM)	159.6
1990	Matt Griffin (UNH)	125.8
1991	Tom Colombo (VU)	133.0
1992	Greg Lilly (UR)	157.0
1993	Shawn Knight (WM)	204.6
1994	Shawn Knight (WM)	151.3
1995	Leo Hamlett (UD)	165.4
1996	Mike Cook (WM)	142.5
1997	Chris Boden (VU)	174.0
1998	Matt Nagy (UD)	157.0
1999	Dave Corley, Jr. (WM)	141.3
2000	Brett Gordon (VU)	153.5
2001	Rocky Butler (HOF)	166.2
2002	Dave Corley, Jr. (WM)	144.6
	Brett Gordon (VU)	144.6
2003	Lang Campbell (WM)	152.1
2004	Lang Campbell (WM)	158.7
2005	Ricky Santos (UNH)	170.3
2006	Justin Rascati (JMU)	164.0
2007	Ricky Santos (UNH)	163.1
2008	Rodney Landers (JMU)	170.7
2009	Chris Whitney (VU)	151.6
2010	Pat Devlin (UD)	151.6
2011	Grant Enders (TU)	153.7
2012	Taylor Heinicke (ODU)	162.6
2013	Trent Hurlley (UD)	155.2
2014	John Robertson (VU)	181.3
2015	Kyle Lauletta (UR)	147.3
2016	Bryan Schor (JMU)	186.2
2017	Kyle Lauletta (UR)	153.2
2018	Tom Flacco (TU)	139.5
2019	Ben DiNucci (JMU)	169.5
2020	Cole Johnson (JMU)	161.7
2021	Cole Johnson (JMU)	173.4
2022	Darius Wilson (WM)	158.6

Active players in italics

All-Time Rushing Records

Yards Gained - Career

Yards	Name	School	Years
6,250	Marcel Shipp	Massachusetts	1997-2000
6,193	Jerry Azumah	New Hampshire	1995-98
5,332	Steve Baylark	Massachusetts	2003-06
4,849	Terrance West	Towson	2011-13
4,624	Rene Ingoglia	Massachusetts	1992-95
4,587	Daryl Brown	Delaware	1991-94
4,541	Jonathan Grimes	William & Mary	2008-11
4,499	Brian Westbrook	Villanova	1997-2001
4,459	Andrew Pierce	Delaware	2010-13
4,436	Paul Lewis	Boston University	1981-84

Average Yards Gained - Season

(Minimum 1,000 Yards)

Avg.	Name (School)	Cl.	Gms.	Yards	Year
199.6	Jerry Azumah (UNH)	Sr.	11	2,195	1998
181.6	Marcel Shipp (UMass)	So.	14	2,542	1998
159.6	L.J. McKanas (NU)	Sr.	11	1,756	2001
157.1	Carl Smith (UM)	So.	12	1,885	1989
156.8	Terrance West (TU)	Jr.	16	2,509	2013
156.6	Jaden Shirden (MU)	So.	11	1,722	2022
148.6	Pat Abbruzzi (URI)	So.	8	1,189	1952
148.3	Garry Pearson (UMass)	Sr.	11	1,631	1982
147.5	Lorenzo Bouier (UM)	Sr.	11	1,622	1982
145.7	Brian Westbrook (VU)	Sr.	11	1,603	2001

Senior Record: 199.6Jerry Azumah (UNH), 1998
 Junior Record: 156.8Terrance West (TU), 2013
 Sophomore Record: 181.6Marcel Shipp (UMass), 1998
 Freshman Record: 138.1Jerry Azumah (UNH), 1995

Yards Gained - Game

Yards	Name (School)	Opponent	Date
354	Terrance West (Towson)	Eastern Illinois	12/13/13
337	Frank Alessio (UMass)	Boston Univ.	11/11/95
329	Jerry Azumah (UNH)	Hofstra	11/7/98
313	Rene Ingoglia (UMass)	Rhode Island	10/1/94
306	Pat Abbruzzi (URI)	New Hampshire	10/4/52
302	Lorenzo Bouier (UM)	Northeastern	11/1/80
300	Jerry Azumah (UNH)	Boston Univ.	11/15/97
299	Jaden Shirden (MU)	Fordham	9/10/22
298	Elijah Ibitokun-Hanks (UA)	New Hampshire	11/12/16
295	Tim Hightower (UR)	Bucknell	9/22/07
294	Malcolm Summers (EU)	Richmond	9/23/17
288	Omar Cuff (UD)	Delaware State	11/23/07
288	Garry Pearson (UMass)	American Int'l	11/20/82

Senior Record: 329Jerry Azumah (UNH) vs. Hofstra (11/7/98)
 Junior Record: 354. Terrance West (Towson) vs. Eastern Illinois (12/13/13)
 Sophomore Record: 306Pat Abbruzzi (URI) vs. UNH (10/4/52)
 Freshman Record: 264Jerry Azumah (UNH) vs. Villanova (11/11/95)

Total Carries - Career

Att.	Name	School	Years
1,215	Marcel Shipp	Massachusetts	1997-2000
1,104	Steve Baylark	Massachusetts	2003-06
1,045	Jerry Azumah	New Hampshire	1995-98
972	Paul Lewis	Boston University	1981-84
936	Jonathan Grimes	William & Mary	2008-11
930	Andrew Pierce	Delaware	2010-13
925	Omar Cuff	Delaware	2004-07
905	Rene Ingoglia	Massachusetts	1992-95
879	Lorenzo Bouier	Maine	1979-82
819	Maurice Murray	Northeastern	2004-07

Rushing Touchdowns - Career

TD	Name	School	Years
84	Terrance West	Towson	2011-13
65	Omar Cuff	Delaware	2004-07
60	Jerry Azumah	New Hampshire	1995-98
60	Marcel Shipp	Massachusetts	1997-2000
55	Paul Lewis	Boston University	1981-84
54	Rene Ingoglia	Massachusetts	1992-95
54	Brian Westbrook	Villanova	1997-2001
49	Bill Burnham	New Hampshire	1974-77
48	John Robertson	Villanova	2011-15
47	Daryl Brown	Delaware	1991-94

INDIVIDUAL RECORDS

Most Rushing Attempts - Game

55 Maurice Murray (NU) vs. New Hampshire, 11/3/07

Most Rushing Attempts - Season

428 Marcel Shipp (UMass), 1998 (14 games)

Average Rushes Per Game - Season

31.7 (349) Lorenzo Bouier (UM), 1980

Most Rushing Touchdowns - Game

6 Omar Cuff (UD) vs. William & Mary, 8/30/07

Most Rushing Touchdowns - Season

41 Terrance West (TU), 2013 (16 games)

Average Rushing Touchdowns Per Game - Season

2.6 (41) Terrance West (TU), 2013

2.6 (29) Terrance West (TU), 2011

Longest Rush - Game

99 Owen Wright (MU) vs. UAlbany, 10/8/22

99 Ty Son Lawton (SBU) vs. Delaware, 10/16/21

99 Jawon Hamilton (JMU) vs. VMI, 4/24/21

99... Pat Abbruzzi (URI) vs. New Hampshire, 10/4/52

99 Gerry White (UC) vs. Rhode Island, 11/12/60

TEAM RECORDS

Most Rushing Attempts - Game

84 Maine vs. Bowdoin, 11/6/54

Most Rushing Attempts - Season

778 Richmond, 2000 (13 games)

Most Rushing Yards - Game

593 Northeastern vs. Stonehill, 8/30/03

Most Rushing Yards - Season

4,009 Rhode Island, 2003 (12 games)

Most Rushing Yards Per Game - Season

334.1 Rhode Island, 2003 (12 games)

Most Rushing Touchdowns - Game

10 James Madison vs. Morehead State, 9/3/16

Most Rushing Touchdowns - Season

55 Towson, 2013 (16 games)

Most First Downs Rushing - Game

27 James Madison vs. Morehead State, 9/3/16
 27 Connecticut vs. Rhode Island, 11/15/58

Most First Downs Rushing - Season

219 James Madison, 2017 (16 games)

Annual Rushing Leaders

Year	Name (Team)	Average	Yards
1978	Mal Najarian (BU)	143.0	1,001
1979	Mal Najarian (BU)	114.0	1,137
1980	Lorenzo Bouier (UM)	147.5	1,622
1981	Gregg Drew (BU)	125.0	1,250
1982	Garry Pearson (UMass)	148.3	1,631
1983	Paul Lewis (BU)	133.6	1,603
1984	Andre Garron (UNH)	143.4	1,004
1985	Andre Garron (UNH)	111.0	888
1986	Randy Pettus (BU)	87.4	874
1987	Erwin Matthews (UR)	110.6	1,327
1988	George Boothe (UC)	91.1	1,002
1989	Carl Smith (UM)	152.7	1,680
1990	Barry Bourassa (UNH)	106.3	957
1991	Jerome Bledsoe (UMass)	140.3	1,545
1992	Uly Scott (UR)	119.8	1,318
1993	Rene Ingoglia (UMass)	116.8	1,285
1994	Rene Ingoglia (UMass)	136.8	1,505
1995	Frank Alessio (UMass)	116.0	1,276
1996	Jerry Azumah (UNH)	118.9	1,308
1997	Jerry Azumah (UNH)	143.3	1,576
1998	Jerry Azumah (UNH)	199.6	2,195
1999	Curtis Keaton (JMU)	142.9	1,715
2000	Brian Westbrook (VU)	110.9	1,220
2001	L. J. McKanas (NU)	159.6	1,756
2002	Marcus Williams (UM)	100.4	1,406
2003	Germaine Bennett (UD)	101.6	1,625
2004	Steve Baylark (UMass)	103.5	1,138
2005	Joe Casey (URI)	113.2	1,245
2006	Steve Baylark (UMass)	130.7	1,960
2007	Tim Hightower (UR)	137.4	1,924
2008	Rodney Landers (JMU)	126.4	1,770
2009	Jonathan Grimes (WM)	92.4	1,294
2010	Andrew Pierce (UD)	110.3	1,655
2011	Jonathan Grimes (WM)	130.1	1,431
2012	Terrance West (TU)	104.6	1,046
2013	Terrance West (TU)	156.8	2,509
2014	Mikal Abdul-Saboor (WM)	115.1	1,266
2015	Jacobi Green (UR)	113.9	1,595
2016	Elijah Ibitokun-Hanks (UA)	126.2	1,388
2017	Josh Mack (UM)	133.5	1,335
2018	Donald Liotine (SBU)	95.7	1,148
2019	Karl Mofor (UA)	92.1	1,290
2020	Percy Agyei-Obese (JMU)	102.4	717
2021	Ty Son Lawton (SBU)	98.9	1,088
2022	Jaden Shirden (MU)	156.6	1,722

Active players in italics

All-Time Receiving Records

Yards Gained - Career

Yards	Name	School	Years
4,655	David Ball	New Hampshire	2003-06
4,328	R.J. Harris	New Hampshire	2010-14
4,203	Brian Brown	Richmond	2013-16
4,168	Rich Musinski	William & Mary	2000-03
3,944	Brian Forster	Rhode Island	1983-87
3,872	Brian Finneran	Villanova	1994-97
3,737	Eddie Conti	Delaware	1994-98
3,579	Bill Brooks	Boston University	1982-85
3,535	Mark Didio	Connecticut	1988-91
3,460	Aaron Parker	Rhode Island	2016-19

Average Yards Gained - Season

(Minimum 1,000 Yards)

Avg.	Name (School)	Cl.	Gms.	Yards	Year
155.6	Eddie Conti (UD)	Sr.	11	1,712	1998
139.9	Brian Forster (URI)	Jr.	13	1,819	1985
125.3	David Ball (UNH)	So.	12	1,504	2004
123.1	Mark Didio (UC)	Sr.	11	1,354	1991
119.3	David Ball (UNH)	Jr.	13	1,551	2005
116.1	Rich Musinski (WM)	Jr.	12	1,393	2001
113.2	Dominique Thompson (WM)	Sr.	14	1,585	2004
112.8	Kahmal Roy (HOF)	Sr.	12	1,354	2001
111.5	Brian Brown (UR)	Jr.	13	1,450	2015
110.8	R.J. Harris (UNH)	Sr.	14	1,551	2014

Senior Record: 155.6 Eddie Conti (UD), 1998
 Junior Record: 139.9 Brian Forster (URI), 1985
 Sophomore Record: 125.3 David Ball (UNH), 2004
 Freshman Record: 85.3 Charles Sullivan (HOF), 2004

Yards Gained - Game

Yards	Name (School)	Opponent	Date
354	Eddie Conti (UD)	Connecticut	11/7/98
327	Brian Forster (URI)	Brown	9/28/85
299	Brian Forster (URI)	Lehigh	10/12/85
295	Dylan Laube (UNH)	Cent. Michigan	9/9/23
284	David Ball (UNH)	Villanova	10/2/04
275	Shawn Leonard (URI)	New Hampshire	11/7/09
271	Nick Mayers (ODU)	New Hampshire	9/22/12
267	Marques Colston (HOF)	Liberty	11/22/03
262	Victor Cruz (UMass)	James Madison	9/13/08
252	Brian Forster (URI)	Richmond	12/1/84

Senior Record: 354 . Eddie Conti (UD) vs. Connecticut (11/7/98)
 Junior Record: 327... Brian Forster (URI) vs. Brown (9/28/85)
 Soph Rec: 284 David Ball (UNH) vs. Villanova (10/2/04)
 Freshman Rec: 213 Charles Sullivan (HOF) vs. URI (9/25/04)

Pass Receptions - Career

Rec.	Name	School	Years
310	R.J. Harris	New Hampshire	2010-14
304	David Ball	New Hampshire	2003-06
284	Brian Forster	Rhode Island	1983-87
265	Brian Finneran	Villanova	1994-97
247	Brian Brown	Richmond	2013-16
243	Tre Gray	Richmond	2008-11
239	Mark Didio	Connecticut	1988-91
238	Charles Sullivan	Hofstra	2004-07
236	Murle Sango	Villanova	1998-2001
231	Neil O'Connor	New Hampshire	2015-18

Average Pass Receptions - Season

Avg.	Name (School)	Cl.	Gms.	Rec.	Year
9.85	Brian Forster (URI)	Jr.	13	128	1985
8.91	Murle Sango (VU)	So.	11	98	1999
8.64	Tre Gray (UR)	Sr.	11	95	2011
8.27	Eddie Conti (UD)	Sr.	11	91	1998
8.22	Ben Edwards (UR)	Sr.	9	74	2013
8.09	Brian Westbrook (VU)	So.	11	89	1998
8.00	Mark Didio (UC)	Sr.	11	88	1991
8.00	Rameek Wright (UM)	Sr.	11	88	1997
7.82	Charles Sullivan (HOF)	Sr.	11	86	2007
7.69	Brian Forster (URI)	So.	13	100	1984

Senior Record: 8.64 Tre Gray (UR), 2011
 Junior Record: 9.85 Brian Forster (URI), 1985
 Sophomore Record: 8.91 Murle Sango (VU), 1999
 Freshman Record: 6.18 Charles Sullivan (HOF), 2004

Pass Receptions - Game

Rec.	Name (School)	Opponent	Date
18	Landis Williams (UM)	Rhode Island	11/14/09
18	Brian Forster (URI)	Brown	9/28/85
18	Brian Forster (URI)	Richmond	12/1/84
17	Arel Gordon (UM)	New Hampshire	11/18/06
17	Rameek Wright (UM)	Buffalo	11/16/96
17	Brian Forster (URI)	Lehigh	10/12/85
16	Tre Gray (UR)	New Hampshire	9/24/11
16	David Boler (UD)	Navy	10/30/04
16	Justin Long (UD)	Maine	10/2/04
16	Brian Finneran (VU)	Youngstown St.	12/16/97
16	Brian Finneran (VU)	Connecticut	10/5/96

Senior Record: 18 Landis Williams (UM) vs. Rhode Island (11/14/09)
 Junior Record: 18 ... Brian Forster (URI) vs. Brown (9/28/85)
 Sophomore Record: 18 Brian Forster (URI) vs. Richmond (12/1/84)
 Freshman Record: 14 John Perry (UNH) vs. Richmond (10/21/89)

Receiving Touchdowns - Career

TD	Name	School	Years
58	David Ball	New Hampshire	2003-06
41	Dave Klemic	Northeastern	1997-2000
38	Dameon Reilly	Rhode Island	1983-85
36	R.J. Harris	New Hampshire	2010-14
34	Cory Parks	Northeastern	2002-05
34	Brian Finneran	Villanova	1994-97
32	Bill Brooks	Boston University	1982-85
32	Brian Forster	Rhode Island	1983-87
32	Adrian Zullo	Massachusetts	1998-2002
31	Rich Musinski	William & Mary	2000-03
31	Eddie Conti	Delaware	1994-98

Consecutive Games With A Reception

45 Marcus Lee (TU), 2005-2008

Receiving Touchdowns - Season

TD	Name (School)	Cl.	Gms.	Year
24	David Ball (UNH)	Jr.	13	2005

Receiving Touchdowns - Game

Rec.	Name (School)	Opponent	Date
5	Shane Leatherbury (TU)	Bucknell	10/19/19
5	Andrae Brown (TU)	Northeastern	9/24/05

Annual Receptions Leaders

Year	Name (Team)	Rec.	Yards
1978	Dave Loehle (UNH)	37	514
1979	Kevin O'Connor (UM)	33	518
1980	Reggie Eccleston (UC)	50	1,081
1981	Keith Hugger (UC)	57	1,145
1982	Tom Mut (URI)	45	803
1983	Bill Brooks (BU)	56	891
1984	Brian Forster (URI)	100	1,357
1985	Brian Forster (URI)	115	1,617
1986	Dennis Gadbois (BU)	70	1,095
1987	Curtis Olds (UNH)	61	807
1988	Glenn Antrum (UC)	77	1,130
1989	Darren Altieri (BU)	75	868
1990	Mark Didio (UC)	78	1,153
1991	Mark Didio (UC)	88	1,354
1992	Darren Rizzi (URI)	74	1,103
1993	David Gamble (UNH)	67	1,138
1994	Cy Butler (URI)	73	808
1995	Ed Mantie (BU)	81	943
1996	Brian Finneran (VU)	81	1,207
1997	Rameek Wright (UM)	88	1,169
1998	Eddie Conti (UD)	91	1,712
1999	Murle Sango (VU)	98	1,064
2000	Dwayne Wilmot (UM)	67	995
2001	Stefan Gomes (UM)	81	1,069
2002	Brian White (VU)	72	805
2003	Rich Musinski (WM)	63	888
2004	David Ball (UNH)	86	1,504
2005	David Ball (UNH)	87	1,551
2006	David Ball (UNH)	93	1,114
2007	Charles Sullivan (HOF)	86	991
2008	Victor Cruz (UMass)	71	1,064
2009	Landis Williams (UM)	71	798
2010	Terrance Fox (UNH)	80	821
2011	Tre Gray (UR)	95	1,187
2012	Nick Mayers (ODU)	79	1,233
2013	Stephen Barnette (UR)	76	1,189
2014	R.J. Harris (UNH)	100	1,551
2015	Brian Brown (UR)	76	1,450
2016	Brian Brown (UR)	81	1,482
2017	Neil O'Connor (UNH)	97	1,396
2018	Neil O'Connor (UNH)	71	814
2019	Juwan Green (UA)	83	1,386
2020	Gene Coleman II (UD)	44	433
2021	Kris Thornton (JMU)	83	1,097
2022	Antwane Wells, Jr. (JMU)	83	1,250
2022	Jasiah Williams (UR)	82	609

Active players in italics

All-Time Scoring Records

TEAM RECORDS

Most Points - Two Teams

125	Old Dominion 64, New Hampshire 61	9/22/12
125	Connecticut 125, Newport NTS 0	1949
118	Richmond 62, Delaware 56 (5OT)	11/10/07
115	Maine 59, Delaware 56 (2OT)	10/31/87
113	Delaware 58, West Chester 55	9/24/94
113	Rhode Island 58, Maine 55 (6OT)	9/18/82
111	Delaware 59, Navy 52	10/27/07
108	Richmond 59, James Madison 49	10/24/15
106	Massachusetts 64, New Hampshire 42	11/19/88
106	New Hampshire 59, Maine 47	11/19/05

Fewest Points - Two Teams

0	Maine 0, New Hampshire 0	10/13/51
0	Connecticut 0, New Hampshire 0	11/3/56
0	Connecticut 0, Rhode Island 0	11/16/57
0	Maine 0, Rhode Island 0	9/26/59
0	Massachusetts 0, Northeastern 0	10/24/59
0	Massachusetts 0, Harvard 0	9/28/63
0	Connecticut 0, New Hampshire 0	10/31/64
0	Connecticut 0, Rhode Island 0	11/12/66
0	Rhode Island 0, Vermont 0	10/14/67
2	Maine 2, Connecticut 0	10/21/61

Fewest Points - Two Teams

(since overtime was implemented - 1982)

3	Albany 3, Maine 0	9/2/10
3	Rhode Island 3, Maine 0	10/28/06
3	Massachusetts 3, Villanova 0	11/10/90
3	Massachusetts 3, Northeastern 0	9/29/84
6	Elon 6, UAlbany 0	9/30/17
6	Richmond 3, Fordham 3	10/21/95
7	Massachusetts 7, Northeastern 0	10/28/06
7	Northeastern 7, Richmond 0	10/20/01
10	Rhode Island 7, Massachusetts 3	10/5/85
10	Richmond 7, New Hampshire 3	11/4/95
10	Massachusetts 7, Holy Cross 3	9/19/92

Most Points - One Team

125	Connecticut 125, Newport NTS 0	1949
84	James Madison 84, Rhode Island 7	10/29/16
84	Delaware 84, West Chester 0	9/23/00
80	James Madison 80, Morehead State 7	9/3/16
78	Northeastern 78, Stonehill 6	8/30/03
77	Maine 77, Morgan State 24	11/8/03
77	Massachusetts 77, Northeastern 0	10/9/99
76	James Madison 76, Morgan State 7	9/2/95
75	James Madison 75, Norfolk State 14	9/16/17
73	James Madison 73, Robert Morris 7	9/13/18

Largest Margin of Victory

125	Connecticut 125, Newport NTS 0	1949
84	Delaware 84, West Chester 0	9/23/00
77	James Madison 84, Rhode Island 7	10/29/16
77	Massachusetts 77, Northeastern 0	10/9/99
73	James Madison 80, Morehead State 7	9/3/16
72	Northeastern 78, Stonehill 6	8/30/03
72	James Madison 72, Lock Haven 0	9/2/00
71	Northeastern 71, Cheyney 0	9/4/04
71	Connecticut 71, Massachusetts 6	10/13/56
70	Towson 70, Lock Haven 0	9/10/05

Most Points - Season

700	James Madison, 2016 (15 games)
-----	--------------------------------

Most Touchdowns - Game

16	Massachusetts vs. Northeastern, 10/9/99
----	---

Most Touchdowns - Season

94	James Madison, 2016 (15 games)
----	--------------------------------

INDIVIDUAL RECORDS

Touchdowns Scored - Career

TD	Name	School	Years
89	Brian Westbrook	Villanova	1997-2001
86	Terrance West	Towson	2011-13
73	Omar Cuff	Delaware	2004-07
70	Jerry Azumah	New Hampshire	1995-98
63	Marcel Shipp	Massachusetts	1997-2000
58	David Ball	New Hampshire	2003-06
55	Rene Ingoglia	Massachusetts	1992-95
55	Paul Lewis	Boston University	1981-84
51	Barry Bourassa	New Hampshire	1989-92
50	Steve Baylark	Massachusetts	2003-06
50	Daryl Brown	Delaware	1991-94

Scoring - Career

Pts.	Name	School	Years
544	Brian Westbrook	Villanova	1997-2001
542	Ethan Ratke	James Madison	2017-21
516	Terrance West	Towson	2011-13
440	Omar Cuff	Delaware	2004-07
424	Jerry Azumah	New Hampshire	1995-98
378	Marcel Shipp	Massachusetts	1997-2000
360	Andrew Howard	Richmond	2006-09
350	David Ball	New Hampshire	2003-06
340	Skyler Davis	Elon	2018-22
332	Rene Ingoglia	Massachusetts	1992-95
332	Paul Lewis	Boston University	1981-84

Extra Points - Career

XP	Name	School	Years
239	Ethan Ratke	James Madison	2017-21
195	Andrew Howard	Richmond	2006-09
174	Connor McCormick	New Hampshire	2002-05
167	Sean Leach	Delaware	1994-97
166	Greg Kuehn	William & Mary	2002-05
162	Miro Kesic	Northeastern	2002-05
151	Tom Manning	New Hampshire	2006-09
148	Casey Hannon	Villanova	1998-2001
145	Chris Onorato	Hofstra	2000-04
143	Mike MacArthur	New Hampshire	2010-13

Most Extra Points Made - Game (Individual)

12	Tyler Gray (JMU) vs. Rhode Island, 10/29/16
----	---

Most Extra Points Made - Game (Team)

12	James Madison vs. Rhode Island, 10/29/16
----	--

Most Extra Points Made - Season

90	James Madison, 2016 (15 Games)
----	--------------------------------

Most Extra Point Attempts - Game

12	James Madison vs. Rhode Island, 10/29/16
----	--

Most Extra Point Attempts - Season

92	James Madison, 2016 (15 Games)
----	--------------------------------

Most Two-Point Conversions Made - Game

2	Brian Finneran (VU) vs. Northeastern, 11/22/97
---	--

Most Two-Point Conversions Made - Game (Team)

4	Massachusetts vs. Delaware, 10/10/87
---	--------------------------------------

Most Two-Point Conversions Made - Season

22	Connecticut, 1958
----	-------------------

Most Defensive Extra Points - Game

2	Maine vs. Merrimack, 9/18/21
---	------------------------------

Field Goals - Career

FG	Name	School	Years
101	Ethan Ratke	James Madison	2017-21
69	Skyler Davis	Elon	2018-22
64	Aidan O'Neill	Towson	2016-19
59	Greg Kuehn	William & Mary	2002-05
55	Andrew Howard	Richmond	2006-09
51	Mike MacArthur	New Hampshire	2010-13
50	Chris Onorato	Hofstra	2000-04
49	Rob Zarrilli	Hofstra	2005-07
48	Miro Kesic	Northeastern	2002-05
48	Brian Shallcross	William & Mary	1994-97

Longest Field Goal

Long	Name (School)	Opponent	Date
57	Ethan Chang (WM)	Stony Brook	11/1/22
57	Miro Kesic (NU)	Richmond	11/2/02
56	Jim McManus (UC)	New Hampshire	10/3/98
55	Frank Raggo (UD)	James Madison	9/30/17
55	Aidan O'Neill (TU)	Rhode Island	11/19/16
54	Kris Hooper (WM)	UAlbany	9/28/19
54	Tom Manning (UNH)	Hofstra	10/24/09
54	Roger Williams (HOF)	Northeastern	11/15/08
54	Steve Leo (UD)	Navy	10/24/92
53	Skyler Davis (EU)	Delaware	10/29/22
53	Ryan Coe (UD)	Rutgers	9/18/21
53	Ryan Coe (UD)	Sacred Heart	4/24/21
53	Andrew Howard (UR)	Hofstra	11/8/08
53	Brett Sterba (WM)	Delaware	10/14/00
53	Frank Venezia (VU)	Connecticut	10/7/95
53	Steve Leo (UD)	Richmond	11/16/91
53	Domingos Carlos (UC)	Holy Cross	10/15/83

Most Field Goals Made - Game (Individual)

6	Ethan Ratke (JMU) vs. William & Mary, 11/13/21
---	--

Most Field Goals Made - Game (Team)

6	James Madison vs. William & Mary, 11/13/21
---	--

Most Field Goals Made - Season (Individual)

29	Ethan Ratke, James Madison, 2021
----	----------------------------------

Most Field Goals Made - Season (Team)

29	James Madison, 2021
----	---------------------

Most Field Goal Attempts - Game (Individual)

7	Brian Pate (WM) vs. Virginia, 9/5/09
---	--------------------------------------

Most Field Goal Attempts - Season (Team)

35	William & Mary, 2009 (14 Games)
----	---------------------------------

Most Field Goal Attempts - Season (Individual)

35	Brian Pate (WM), 2009 (14 Games)
----	----------------------------------

Most Points - Game

42	Omar Cuff (UD) vs. William & Mary, 8/30/07
----	--

Most Points - Season

252	Terrance West (TU), 2013
-----	--------------------------

Most Touchdowns - Game

7	Omar Cuff (UD) vs. William & Mary, 8/30/07
---	--

Most Touchdowns - Season

42	Terrance West (TU), 2013
----	--------------------------

Active players in italics



All-Time Defense/All-Purpose Records

Interceptions - Career

Int	Name	School	Years
24	Darren Sharper	William & Mary	1993-96
24	Chris Helon	Boston University	1991-94
23	Kevin Smith	Rhode Island	1987-90
21	Derek Carter	Maine	1994-97
21	Mark Seals	Boston University	1985-88
20	Shannon James	Massachusetts	2002-05
20	Billy Pappas	New Hampshire	1952-54
18	Jimmy Moreland	James Madison	2014-18
18	Dino Vasso	New Hampshire	2007-10
18	Matt Latham	Connecticut	1982-84
18	Grady Fuller	Massachusetts	1977-80
18	Steve Rogers	Massachusetts	1968-70

INDIVIDUAL RECORDS

Most Interceptions - Game

4..... Four times
 Last by David Jones (UR) vs. UAlbany, 10/31/15

Most Interception Return Yards - Game

160..... Dave Brown (UM) vs. Bowdoin, 11/10/62

Most Interceptions - Season

12..... Chris Helon (BU), 1993

Most Interception Return Yards - Season

239..... Mike Cassidy (URI), 1985

Most Interception Return Touchdowns - Game

2..... Nowolla Awopetu (VU) vs. Richmond, 11/3/18
 Tyler Holmes (UMass) vs. Maine 11/6/10
 Allante Harrison (TU) vs. Elon, 9/4/04
 Bill Curry (UM) vs. Liberty, 10/10/92
 Taylor Reynolds (JMU) at Richmond, 11/15/14

Most Interception Return TDs - Season

3..... Jimmy Moreland (JMU), 2018

Most Interception Return Yards - Career

488..... Darren Sharper (WM), 1993-96

Most Interception Return TDs - Career

6..... Jimmy Moreland (JMU), 2014-18

Longest Interception Return - Game

100..... 12 times
 Last by Jordan Jones (URI) vs. Brown, 9/18/21

TEAM RECORDS

Most Interceptions - Game

7..... Four times, Last by Villanova vs. Lafayette, 9/16/17

Most Interception Return Yards - Game

207 (5 INTs)..... New Hampshire vs. Hofstra, 11/1/08

Most Interception Return Touchdowns - Game

2..... Several times, Last by W&M vs. Lafayette, 9/11/21

Most Interceptions - Season

31..... James Madison, 2017 (15 games)
 31..... Delaware, 1986 (13 Games)

Most Interception Return Yards - Season

649 (24 INTs)..... New Hampshire, 2008 (13 Games)

Most Interception Return Touchdowns - Season

7..... Northeastern, 1996

Average All-Purpose Yardage - Season (Minimum 1,000 Yards)

Avg.	Name (School)	Cl.	Gms.	Yards	Year
275.1	Brian Westbrook (VU)	So.	11	3,026	1998
272.0	Brian Westbrook (VU)	Jr.	11	2,992	2000
256.6	Brian Westbrook (VU)	Sr.	11	2,823	2001
247.8	Jerry Azumah (UNH)	Sr.	11	2,726	1998
228.2	Jonathan Grimes (WM)	Sr.	11	2,510	2011
217.1	Stephan Lewis (UNH)	Jr.	11	2,388	2001
216.6	Marcel Shipp (UMass)	So.	14	3,032	1998
215.3	Eddie Conti (UD)	Sr.	11	2,368	1998
202.6	Stephan Lewis (UNH)	Sr.	11	2,229	2002
202.3	Jerry Azumah (UNH)	Jr.	11	2,225	1997

Senior Record: 256.6 Brian Westbrook (VU), 2001
 Junior Record: 272.0 Brian Westbrook (VU), 2000
 Sophomore Record: 275.1 Brian Westbrook (VU), 1998
 Freshman Record: 162.0 Jonathan Grimes (WM), 2008

All-Purpose Yardage - Career

Yards	Name	School	Years
9,512	Brian Westbrook	Villanova	1997-2001
8,367	Jerry Azumah	New Hampshire	1995-98
7,955	Jonathan Grimes	William & Mary	2008-11
7,759	Marcel Shipp	Massachusetts	1997-2000
6,437	Dylan Laube	New Hampshire	2018-pres
6,410	Stephan Lewis	New Hampshire	1999-02
6,248	Barry Bourassa	New Hampshire	1989-92
6,098	Steve Baylark	Massachusetts	2003-06
6,096	Eddie Conti	Delaware	1994-98
5,620	Omar Cuff	Delaware	2004-07

Total Offense - Career

Yards	Name	School	Years
14,621	Ricky Santos	New Hampshire	2004-07
11,415	Sean Schaefer	Towson	2005-08
10,948	Dave Corley, Jr.	William & Mary	1999-2002
10,933	John Robertson	Villanova	2011-15
10,871	Liam Coen	Massachusetts	2005-08
10,651	Kyle Lauletta	Richmond	2013-17
10,375	Eric Ward	Richmond	2006-09
9,993	Chris Boden	Villanova	1996-99
9,317	Brett Gordon	Villanova	1999-2003
9,269	Matt DeGennaro	Connecticut	1987-90

Annual Interception Leaders

Year	Name	Team	Int
1980	Darrell Wilson	Connecticut	8
1981	Dwayne Lopes	Maine	6
1982	Matt Latham	Connecticut	6
	John McGrath	Maine	6
	Grady Fuller	Maine	6
1983	Tony Hill	Rhode Island	9
1984	Tony Hill	Rhode Island	5
	Tim Teevens	New Hampshire	5
1985	Mike Cassidy	Rhode Island	11
1986	Eric Thompson	New Hampshire	10
1987	Tim Byrne	New Hampshire	5
	Ken Lucas	Delaware	5
	Mark Seals	Boston University	5
1988	Kevin Smith	Rhode Island	9
1989	Ryan Jones	New Hampshire	7
1990	Claude Pettaway	Maine	11
1991	Warren McIntire	Delaware	9
1992	Mark Chapman	Connecticut	8
1993	Chris Helon	Boston University	12
1994	Mark Hopkins	Northeastern	7
	Darren Sharper	William & Mary	7
1995	Darren Sharper	William & Mary	7
1996	Darren Sharper	William & Mary	10
1997	Tony Booth	James Madison	8
	Derek Carter	Maine	8
1998	Ron Iannotti	Rhode Island	7
1999	Dan Mulhern	Delaware	7
	Lance Small	Rhode Island	7
2000	T. J. Hill	Northeastern	8
2001	Art Smith	Northeastern	7
	Chuck Wesley	Rhode Island	7
2002	Billy Parker	William & Mary	5
	Ramon Richeson	Richmond	5
2003	Steve Costello	Massachusetts	6
2004	Shannon James	Massachusetts	8
2005	Etienne Boulay	New Hampshire	5
	Daren Stone	Maine	5
2006	Raji El-Amin	Rhode Island	4
	Andrew Harris	Richmond	4
	Drew Mack	Towson	4
	Raquan Pride	Rhode Island	4
2007	Stanley Gutierrez	Hofstra	4
2008	Justin Rogers	Richmond	7
2009	B.W. Webb	William & Mary	8
2010	Anthony Walters	Delaware	7
2011	Trevor Coston	Maine	6
	Chris Houston	New Hampshire	6
2012	Darryl Hamilton	Richmond	5
	Doug Howell	Richmond	5
2013	Wayne Pettus	Richmond	5
2014	Jason Ceneus	Villanova	5
2015	David Jones	Richmond	9
2016	Rob Rolle	Villanova	7
2017	Jordan Brown	James Madison	9
2018	Christian Benford	Villanova	5
	Jimmy Moreland	James Madison	5
2019	Greg Liggs, Jr.	Elon	8
2020	Nijuel Hill	Delaware	3
	Wesley McCormick	James Madison	3
	Coby Tippet	Rhode Island	3
2021	Christian Benford	Villanova	7
2022	Aaron Banks	Richmond	4
	Tyrek Funderburk	Richmond	4
	Jalen Jones	William & Mary	4

Active players in italics

All-Time All-Purpose/Special Teams Records

ALL-PURPOSE YARDS RECORDS

Total Offense - Season
5,546..... Taylor Heinicke (ODU), 2012 (13 Games)

Total Offense - Game
791..... Taylor Heinicke (ODU) vs. UNH, 9/22/12

Most Plays - Game
90..... Taylor Heinicke (ODU) vs. UNH, 9/22/12

Most Plays - Season
705..... Taylor Heinicke (ODU), 2012 (12 Games)

Most Plays - Career
2,140..... Ricky Santos (UNH), 2004-07

TEAM RECORDS

Most Plays - Game
113..... Villanova vs. Connecticut, 10/7/89

Most Plays - Season
1,195..... Massachusetts, 1998 (15 Games)

Most Total Yards - Game
824..... Old Dominion vs. New Hampshire, 9/22/12

Most Total Yards - Season
7,612..... James Madison, 2016 (15 Games)

Highest Average Total Offense - Season
548.2..... Old Dominion, 2012 (13 Games)

Most First Downs - Game
40..... James Madison vs. UAlbany, 9/19/15

Most First Downs - Season
397..... James Madison, 2019 (16 games)

PUNTING RECORDS

Most Punts - Game
13..... Three times
..... Last by Rocco Navarro (UM) vs. Nebraska, 9/3/05

Most Punts - Season
87..... Steve Wood (UM), 1978

Most Punts - Career
288..... Andrew Maclay (UMass), 1995-98

Most Punting Yards - Game
526..... Christian Koegel (UMass) vs. Boston Coll, 10/2/04

Most Punting Yards - Season
3,316..... Luke Allen (SBU), 2014

Most Punting Yards - Career
11,278..... Andrew Maclay (UMass), 1995-98

Highest Punting Average - Season
46.1..... Jonathan Plisco (ODU), 2011

Longest Punt - Game
93..... Tyler Grogan (NU) vs. Villanova, 9/8/01

TEAM PUNTING RECORDS

Most Punts - Game
13.. Three times, Last by Maine vs. Nebraska, 9/3/05

Most Punts - Season
88..... Rhode Island, 2013

Most Yards Punting - Game
518..... Maine vs. Nebraska, 9/29/01

Most Yards Punting - Season
3,316..... Stony Brook, 2014

Highest Punting Average - Season
46.5..... Monmouth, 2022

PUNT RETURN RECORDS

Most Punt Returns - Game
9..... Paul Keaney (UM) vs. Youngstown St., 9/8/01

Most Punt Returns - Season
48..... Stan Harrison (UNH), 1986

Most Punt Returns - Career
108..... Winston October (UR), 1995-98

Most Punt Return Yards - Game
183.... D'Angelo Amos (JMU) vs. Villanova, 10/13/18

Most Punt Return Yards - Season
549..... D'Angelo Amos (JMU), 2018 (13 Games)

Most Punt Return Yards - Career
1,488..... Delvin Joyce (JMU), 1997-00

Most Punt Return Touchdowns - Game
2..... D'Angelo Amos (JMU) vs. Villanova, 10/13/18
2..... Matt Latham (UC) vs. Yale, 9/24/83

Most Punt Return Touchdowns - Season
4..... Rashard Davis (JMU), 2016

Longest Punt Return - Game
93..... Ron Harris (UMass) vs. UNH, 11/16/74

Most Punt Return Touchdowns - Career
4..... D'Angelo Amos (JMU), 2017-19
4..... Rashard Davis (JMU), 2013-16

TEAM PUNT RETURN RECORDS

Most Punt Returns - Game
11..... Many
..... Last By Connecticut vs. Maine, 10/16/71

Most Punt Returns - Season
63..... William & Mary, 1996 (13 Games)

Most Punt Return Yards - Game
188..... James Madison vs. Villanova, 10/13/18

Most Punt Return Yards - Season
625..... William & Mary, 1996 (13 Games)

Most Punt Return Touchdowns - Game

2..... James Madison vs. Villanova, 10/13/18
2..... James Madison vs. Central Conn. St., 9/10/16
2..... Connecticut vs. Yale, 9/24/83

Most Punt Return Touchdowns - Season
5..... James Madison, 2016 (15 Games)

KICKOFF RETURN RECORDS

Most Kick Return Yards - Game
269.... Brian Westbrook (VU) vs. Delaware, 11/18/00

Most Kick Return Yards - Season
1,048..... Brian Westbrook (VU), 2000 (11 games)

Most Kick Return Yards - Career
2,737..... Brandon Johnson-Farrell (URI), 2008-12

Most Kick Returns - Game
10..... Jeremiah Hamlin (UR) vs. JMU, 11/15/14

Most Kick Returns - Season
42.. Brandon Johnson-Farrell (URI), 2008 (12 Games)

Most Kick Returns - Career
123..... Brandon Johnson-Farrell (URI), 2008-12

Most Kick Return Touchdowns - Game
2... Aaron Dykes (Richmond) vs. Delaware, 10/26/19
2..... Earnest Edwards (Maine) vs. Colgate, 9/21/19
2..... Earnest Edwards (Maine) vs. Elon, 11/17/18

Longest Kick Return - Game
100..... Several times
... Last by Dylan Laube (UNH) vs. Delaware, 9/23/23

TEAM KICK RETURN RECORDS

Most Kickoff Returns - Game
10..... Eight times
..... Last by New Hampshire vs. JMU, 11/9/2019

Most Kick Returns - Season
71..... Massachusetts, 1998 (15 Games)

Most Kick Return Yards - Season
1,465..... New Hampshire, 2011 (12 Games)

Active players in italics



**2023-24 CAA Football
Extended Team Leaders
All games**

SCORING OFFENSE

Team	G	TD	FG	XPT	2XP	DXP	Saf	Pts	Avg/G
New Hampshire	6	30	7	26	1	0	1	231	38.5
Campbell	6	31	3	28	1	0	1	227	37.83
Monmouth	6	31	3	24	2	0	0	223	37.17
Rhode Island	7	29	4	27	0	0	0	213	30.43
Delaware	6	25	1	22	2	0	0	179	29.83
Villanova	7	26	5	26	0	0	0	197	28.14
Hampton	6	22	3	20	0	0	0	161	26.83
UAlbany	7	22	9	21	0	0	0	180	25.71
Richmond	7	21	5	21	0	0	0	162	23.14
Towson	6	15	10	10	2	0	0	134	22.33
Maine	7	19	6	18	0	0	0	150	21.43
William & Mary	6	12	11	12	0	0	1	119	19.83
Elon	7	17	6	16	0	0	0	136	19.43
Stony Brook	6	11	4	10	0	0	0	88	14.67
N.C. A&T	6	8	6	7	0	0	0	73	12.17

TOTAL DEFENSE

Team	G	Rush	Pass	Plays	Yards	Avg/P	TD	Avg/G
William & Mary	6	616	840	316	1456	4.61	8	242.67
Villanova	7	684	1310	413	1994	4.83	15	284.86
UAlbany	7	624	1630	487	2254	4.63	17	322
Monmouth	6	1014	982	376	1996	5.31	21	332.67
Rhode Island	7	1153	1295	449	2448	5.45	23	349.71
Delaware	6	1002	1112	410	2114	5.16	15	352.33
Richmond	7	795	1729	443	2524	5.7	19	360.57
Elon	7	1309	1297	470	2606	5.54	19	372.29
Hampton	6	929	1388	376	2317	6.16	26	386.17
Towson	6	1015	1366	427	2381	5.58	22	396.83
Campbell	6	1298	1105	434	2403	5.54	24	400.5
N.C. A&T	6	1445	1021	418	2466	5.9	22	411
Maine	7	1205	1709	457	2914	6.38	26	416.29
New Hampshire	6	1004	1538	415	2542	6.13	23	423.67
Stony Brook	6	1102	1561	423	2663	6.3	25	443.83

SCORING DEFENSE

Team	G	TD	FG	XPT	2XP	DXP	Saf	Pts	Avg/G
William & Mary	6	9	6	9	0	0	0	81	13.5
Villanova	7	16	7	14	0	0	0	131	18.71
UAlbany	7	17	9	16	1	0	0	147	21
Elon	7	19	9	16	1	0	0	159	22.71
Delaware	6	17	6	16	0	0	1	138	23
Richmond	7	20	9	19	0	0	0	166	23.71
Monmouth	6	21	3	20	0	0	0	155	25.83
Rhode Island	7	25	5	23	0	0	0	188	26.86
Maine	7	26	7	26	0	0	0	203	29
N.C. A&T	6	22	7	19	1	0	1	176	29.33
Campbell	6	24	3	21	1	0	0	176	29.33
New Hampshire	6	24	5	20	2	0	0	183	30.5
Towson	6	24	6	22	1	0	0	186	31
Hampton	6	27	4	21	2	0	1	201	33.5
Stony Brook	6	27	6	25	0	0	0	205	34.17

TOTAL OFFENSE PLAYS

Team	G	Rush	Pass	Plays	Yards	Avg/P	TD	Avg/G
UAlbany	7	700	1535	470	2235	4.76	21	319.29
Rhode Island	7	800	2096	466	2896	6.21	27	413.71
Elon	7	983	1072	434	2055	4.74	16	293.57
Villanova	7	1565	1278	429	2843	6.63	26	406.14
Monmouth	6	1166	1460	429	2626	6.12	29	437.67
Maine	7	610	1672	429	2282	5.32	19	326
Richmond	7	780	1456	426	2236	5.25	19	319.43
New Hampshire	6	677	1915	419	2592	6.19	27	432
Towson	6	958	1166	411	2124	5.17	15	354
William & Mary	6	1438	743	397	2181	5.49	12	363.5
Hampton	6	1397	925	397	2322	5.85	22	387
Campbell	6	943	1667	388	2610	6.73	30	435
Delaware	6	979	1435	387	2414	6.24	23	402.33
Stony Brook	6	617	1268	371	1885	5.08	10	314.17
N.C. A&T	6	930	322	302	1252	4.15	6	208.67



**2023-24 CAA Football
Extended Team Leaders
All games**

TOUCHDOWNS SCORED

Team	G	TD	FG	XPT	2XP	DXP	Saf	Pts	Avg/G
Monmouth	6	31	3	24	2	0	0	223	37.17
Campbell	6	31	3	28	1	0	1	227	37.83
New Hampshire	6	30	7	26	1	0	1	231	38.5
Rhode Island	7	29	4	27	0	0	0	213	30.43
Villanova	7	26	5	26	0	0	0	197	28.14
Delaware	6	25	1	22	2	0	0	179	29.83
UAlbany	7	22	9	21	0	0	0	180	25.71
Hampton	6	22	3	20	0	0	0	161	26.83
Richmond	7	21	5	21	0	0	0	162	23.14
Maine	7	19	6	18	0	0	0	150	21.43
Elon	7	17	6	16	0	0	0	136	19.43
Towson	6	15	10	10	2	0	0	134	22.33
William & Mary	6	12	11	12	0	0	1	119	19.83
Stony Brook	6	11	4	10	0	0	0	88	14.67
N.C. A&T	6	8	6	7	0	0	0	73	12.17

TOTAL OFFENSE YARDS

Team	G	Rush	Pass	Plays	Yards	Avg/P	TD	Avg/G
Rhode Island	7	800	2096	466	2896	6.21	27	413.71
Villanova	7	1565	1278	429	2843	6.63	26	406.14
Monmouth	6	1166	1460	429	2626	6.12	29	437.67
Campbell	6	943	1667	388	2610	6.73	30	435
New Hampshire	6	677	1915	419	2592	6.19	27	432
Delaware	6	979	1435	387	2414	6.24	23	402.33
Hampton	6	1397	925	397	2322	5.85	22	387
Maine	7	610	1672	429	2282	5.32	19	326
Richmond	7	780	1456	426	2236	5.25	19	319.43
UAlbany	7	700	1535	470	2235	4.76	21	319.29
William & Mary	6	1438	743	397	2181	5.49	12	363.5
Towson	6	958	1166	411	2124	5.17	15	354
Elon	7	983	1072	434	2055	4.74	16	293.57
Stony Brook	6	617	1268	371	1885	5.08	10	314.17
N.C. A&T	6	930	322	302	1252	4.15	6	208.67

PTS SCORED KICKING

Team	G	TD	FG	XPT	2XP	DXP	Saf	Pts	Avg/G
New Hampshire	6	30	7	26	1	0	1	231	38.5
Campbell	6	31	3	28	1	0	1	227	37.83
Monmouth	6	31	3	24	2	0	0	223	37.17
Rhode Island	7	29	4	27	0	0	0	213	30.43
Villanova	7	26	5	26	0	0	0	197	28.14
UAlbany	7	22	9	21	0	0	0	180	25.71
Delaware	6	25	1	22	2	0	0	179	29.83
Richmond	7	21	5	21	0	0	0	162	23.14
Hampton	6	22	3	20	0	0	0	161	26.83
Maine	7	19	6	18	0	0	0	150	21.43
Elon	7	17	6	16	0	0	0	136	19.43
Towson	6	15	10	10	2	0	0	134	22.33
William & Mary	6	12	11	12	0	0	1	119	19.83
Stony Brook	6	11	4	10	0	0	0	88	14.67
N.C. A&T	6	8	6	7	0	0	0	73	12.17

TOTAL OFF. AVG/PLAY

Team	G	Rush	Pass	Plays	Yards	Avg/P	TD	Avg/G
Campbell	6	943	1667	388	2610	6.73	30	435
Villanova	7	1565	1278	429	2843	6.63	26	406.14
Delaware	6	979	1435	387	2414	6.24	23	402.33
Rhode Island	7	800	2096	466	2896	6.21	27	413.71
New Hampshire	6	677	1915	419	2592	6.19	27	432
Monmouth	6	1166	1460	429	2626	6.12	29	437.67
Hampton	6	1397	925	397	2322	5.85	22	387
William & Mary	6	1438	743	397	2181	5.49	12	363.5
Maine	7	610	1672	429	2282	5.32	19	326
Richmond	7	780	1456	426	2236	5.25	19	319.43
Towson	6	958	1166	411	2124	5.17	15	354
Stony Brook	6	617	1268	371	1885	5.08	10	314.17
UAlbany	7	700	1535	470	2235	4.76	21	319.29
Elon	7	983	1072	434	2055	4.74	16	293.57
N.C. A&T	6	930	322	302	1252	4.15	6	208.67



**2023-24 CAA Football
Extended Team Leaders
All games**

TOTAL OFFENSE

Team	G	Rush	Pass	Plays	Yards	Avg/P	TD	Avg/G
Monmouth	6	1166	1460	429	2626	6.12	29	437.67
Campbell	6	943	1667	388	2610	6.73	30	435
New Hampshire	6	677	1915	419	2592	6.19	27	432
Rhode Island	7	800	2096	466	2896	6.21	27	413.71
Villanova	7	1565	1278	429	2843	6.63	26	406.14
Delaware	6	979	1435	387	2414	6.24	23	402.33
Hampton	6	1397	925	397	2322	5.85	22	387
William & Mary	6	1438	743	397	2181	5.49	12	363.5
Towson	6	958	1166	411	2124	5.17	15	354
Maine	7	610	1672	429	2282	5.32	19	326
Richmond	7	780	1456	426	2236	5.25	19	319.43
UAlbany	7	700	1535	470	2235	4.76	21	319.29
Stony Brook	6	617	1268	371	1885	5.08	10	314.17
Elon	7	983	1072	434	2055	4.74	16	293.57
N.C. A&T	6	930	322	302	1252	4.15	6	208.67

TOTAL OFFENSE TDS

Team	G	Rush	Pass	Plays	Yards	Avg/P	TD	Avg/G
Campbell	6	943	1667	388	2610	6.73	30	435
Monmouth	6	1166	1460	429	2626	6.12	29	437.67
Rhode Island	7	800	2096	466	2896	6.21	27	413.71
New Hampshire	6	677	1915	419	2592	6.19	27	432
Villanova	7	1565	1278	429	2843	6.63	26	406.14
Delaware	6	979	1435	387	2414	6.24	23	402.33
Hampton	6	1397	925	397	2322	5.85	22	387
UAlbany	7	700	1535	470	2235	4.76	21	319.29
Richmond	7	780	1456	426	2236	5.25	19	319.43
Maine	7	610	1672	429	2282	5.32	19	326
Elon	7	983	1072	434	2055	4.74	16	293.57
Towson	6	958	1166	411	2124	5.17	15	354
William & Mary	6	1438	743	397	2181	5.49	12	363.5
Stony Brook	6	617	1268	371	1885	5.08	10	314.17
N.C. A&T	6	930	322	302	1252	4.15	6	208.67

RUSHING OFFENSE

Team	G	Att	Yards	Avg/A	Long	TD	Avg/G
William & Mary	6	272	1438	5.29	47	8	239.67
Hampton	6	248	1397	5.63	93	14	232.83
Villanova	7	289	1565	5.42	66	18	223.57
Monmouth	6	231	1166	5.05	92	17	194.33
Delaware	6	199	979	4.92	66	11	163.17
Towson	6	217	958	4.41	38	7	159.67
Campbell	6	209	943	4.51	61	17	157.17
N.C. A&T	6	209	930	4.45	65	6	155
Elon	7	257	983	3.82	49	7	140.43
Rhode Island	7	227	800	3.52	50	11	114.29
New Hampshire	6	165	677	4.1	31	10	112.83
Richmond	7	224	780	3.48	36	5	111.43
Stony Brook	6	172	617	3.59	42	2	102.83
UAlbany	7	239	700	2.93	54	5	100
Maine	7	199	610	3.07	30	7	87.14

RUSHING TDS

Team	G	Att	Yards	Avg/A	Long	TD	Avg/G
Villanova	7	289	1565	5.42	66	18	223.57
Monmouth	6	231	1166	5.05	92	17	194.33
Campbell	6	209	943	4.51	61	17	157.17
Hampton	6	248	1397	5.63	93	14	232.83
Rhode Island	7	227	800	3.52	50	11	114.29
Delaware	6	199	979	4.92	66	11	163.17
New Hampshire	6	165	677	4.1	31	10	112.83
William & Mary	6	272	1438	5.29	47	8	239.67
Towson	6	217	958	4.41	38	7	159.67
Maine	7	199	610	3.07	30	7	87.14
Elon	7	257	983	3.82	49	7	140.43
N.C. A&T	6	209	930	4.45	65	6	155
UAlbany	7	239	700	2.93	54	5	100
Richmond	7	224	780	3.48	36	5	111.43
Stony Brook	6	172	617	3.59	42	2	102.83



**2023-24 CAA Football
Extended Team Leaders
All games**

RUSHING DEFENSE

Team	G	Att	Yards	Avg/A	Long	TD	Avg/G
UAlbany	7	231	624	2.7	31	6	89.14
Villanova	7	223	684	3.07	28	8	97.71
William & Mary	6	190	616	3.24	43	3	102.67
Richmond	7	240	795	3.31	44	9	113.57
Hampton	6	203	929	4.58	72	13	154.83
Rhode Island	7	242	1153	4.76	63	16	164.71
Delaware	6	216	1002	4.64	68	8	167
New Hampshire	6	220	1004	4.56	66	9	167.33
Monmouth	6	231	1014	4.39	40	11	169
Towson	6	227	1015	4.47	67	12	169.17
Maine	7	264	1205	4.56	61	10	172.14
Stony Brook	6	239	1102	4.61	66	15	183.67
Elon	7	261	1309	5.02	63	12	187
Campbell	6	260	1298	4.99	47	17	216.33
N.C. A&T	6	263	1445	5.49	47	10	240.83

PASS EFFICIENCY

Team	G	Comp-Att-Int	Pct.	Yds	Avg/G	TD	Effic
Campbell	6	132 - 179 - 3	73.74	1667	277.83	13	172.59
Rhode Island	7	139 - 239 - 6	58.16	2096	299.43	16	148.90
New Hampshire	6	153 - 254 - 3	60.24	1915	319.17	17	143.29
Monmouth	6	126 - 198 - 3	63.64	1460	243.33	12	142.55
Villanova	7	77 - 140 - 6	55.00	1278	182.57	8	141.97
Richmond	7	134 - 202 - 11	66.34	1456	208.00	14	138.86
Delaware	6	108 - 188 - 6	57.45	1435	239.17	12	136.24
Maine	7	146 - 230 - 7	63.48	1672	238.86	12	135.67
UAlbany	7	128 - 231 - 5	55.41	1535	219.29	16	129.76
Elon	7	99 - 177 - 6	55.93	1072	153.14	9	116.81
Towson	6	111 - 194 - 6	57.22	1166	194.33	8	115.13
Hampton	6	83 - 149 - 8	55.70	925	154.17	8	114.83
William & Mary	6	70 - 125 - 2	56.00	743	123.83	4	113.29
Stony Brook	6	106 - 199 - 8	53.27	1268	211.33	8	112.02
N.C. A&T	6	40 - 93 - 3	43.01	322	53.67	0	65.64

YARDS PER RUSH

Team	G	Att	Yards	Avg/A	Long	TD	Avg/G
Hampton	6	248	1397	5.63	93	14	232.83
Villanova	7	289	1565	5.42	66	18	223.57
William & Mary	6	272	1438	5.29	47	8	239.67
Monmouth	6	231	1166	5.05	92	17	194.33
Delaware	6	199	979	4.92	66	11	163.17
Campbell	6	209	943	4.51	61	17	157.17
N.C. A&T	6	209	930	4.45	65	6	155
Towson	6	217	958	4.41	38	7	159.67
New Hampshire	6	165	677	4.1	31	10	112.83
Elon	7	257	983	3.82	49	7	140.43
Stony Brook	6	172	617	3.59	42	2	102.83
Rhode Island	7	227	800	3.52	50	11	114.29
Richmond	7	224	780	3.48	36	5	111.43
Maine	7	199	610	3.07	30	7	87.14
UAlbany	7	239	700	2.93	54	5	100

PASS DEFENSE EFFIC.

Team	G	Comp-Att-Int	Pct.	Yds	Avg/G	TD	Effic
Delaware	6	106 - 194 - 9	54.64	1112	185.33	7	105.42
Rhode Island	7	123 - 207 - 8	59.42	1295	185.00	7	115.40
Elon	7	123 - 209 - 6	58.85	1297	185.29	7	116.29
Campbell	6	98 - 174 - 5	56.32	1105	184.17	7	117.20
UAlbany	7	153 - 256 - 8	59.77	1630	232.86	11	121.18
Villanova	7	111 - 190 - 4	58.42	1310	187.14	7	124.28
William & Mary	6	80 - 126 - 4	63.49	840	140.00	5	126.24
Towson	6	119 - 200 - 5	59.50	1366	227.67	10	128.37
Monmouth	6	89 - 145 - 5	61.38	982	163.67	10	134.13
New Hampshire	6	107 - 195 - 8	54.87	1538	256.33	14	136.61
Richmond	7	129 - 203 - 9	63.55	1729	247.00	10	142.48
N.C. A&T	6	101 - 155 - 2	65.16	1021	170.17	12	143.46
Stony Brook	6	114 - 184 - 7	61.96	1561	260.17	10	143.55
Hampton	6	110 - 173 - 5	63.58	1388	231.33	13	150.00
Maine	7	119 - 193 - 7	61.66	1709	244.14	16	156.14



2023-24 CAA Football
Extended Team Leaders
All games

RUSH ATTEMPTS

Team	G	Att	Yards	Avg/A	Long	TD	Avg/G
Villanova	7	289	1565	5.42	66	18	223.57
William & Mary	6	272	1438	5.29	47	8	239.67
Elon	7	257	983	3.82	49	7	140.43
Hampton	6	248	1397	5.63	93	14	232.83
UAlbany	7	239	700	2.93	54	5	100
Monmouth	6	231	1166	5.05	92	17	194.33
Rhode Island	7	227	800	3.52	50	11	114.29
Richmond	7	224	780	3.48	36	5	111.43
Towson	6	217	958	4.41	38	7	159.67
N.C. A&T	6	209	930	4.45	65	6	155
Campbell	6	209	943	4.51	61	17	157.17
Maine	7	199	610	3.07	30	7	87.14
Delaware	6	199	979	4.92	66	11	163.17
Stony Brook	6	172	617	3.59	42	2	102.83
New Hampshire	6	165	677	4.1	31	10	112.83

RUSH YARDS

Team	G	Att	Yards	Avg/A	Long	TD	Avg/G
Villanova	7	289	1565	5.42	66	18	223.57
William & Mary	6	272	1438	5.29	47	8	239.67
Hampton	6	248	1397	5.63	93	14	232.83
Monmouth	6	231	1166	5.05	92	17	194.33
Elon	7	257	983	3.82	49	7	140.43
Delaware	6	199	979	4.92	66	11	163.17
Towson	6	217	958	4.41	38	7	159.67
Campbell	6	209	943	4.51	61	17	157.17
N.C. A&T	6	209	930	4.45	65	6	155
Rhode Island	7	227	800	3.52	50	11	114.29
Richmond	7	224	780	3.48	36	5	111.43
UAlbany	7	239	700	2.93	54	5	100
New Hampshire	6	165	677	4.1	31	10	112.83
Stony Brook	6	172	617	3.59	42	2	102.83
Maine	7	199	610	3.07	30	7	87.14



**2023-24 CAA Football
Extended Team Leaders
All games**

PASS OFFENSE

Team	G	Comp-Att-Int	Pct.	Yds	Avg/A	TD	Avg/G
New Hampshire	6	153 - 254 - 3	60.24	1915	7.54	17	319.17
Rhode Island	7	139 - 239 - 6	58.16	2096	8.77	16	299.43
Campbell	6	132 - 179 - 3	73.74	1667	9.31	13	277.83
Monmouth	6	126 - 198 - 3	63.64	1460	7.37	12	243.33
Delaware	6	108 - 188 - 6	57.45	1435	7.63	12	239.17
Maine	7	146 - 230 - 7	63.48	1672	7.27	12	238.86
UAlbany	7	128 - 231 - 5	55.41	1535	6.65	16	219.29
Stony Brook	6	106 - 199 - 8	53.27	1268	6.37	8	211.33
Richmond	7	134 - 202 - 11	66.34	1456	7.21	14	208.00
Towson	6	111 - 194 - 6	57.22	1166	6.01	8	194.33
Villanova	7	77 - 140 - 6	55.00	1278	9.13	8	182.57
Hampton	6	83 - 149 - 8	55.70	925	6.21	8	154.17
Elon	7	99 - 177 - 6	55.93	1072	6.06	9	153.14
William & Mary	6	70 - 125 - 2	56.00	743	5.94	4	123.83
N.C. A&T	6	40 - 93 - 3	43.01	322	3.46	0	53.67

PASS COMP. PCT

Team	G	Comp-Att-Int	Pct.	Yds	Avg/A	TD	Avg/G
Campbell	6	132 - 179 - 3	73.74	1667	9.31	13	277.83
Richmond	7	134 - 202 - 11	66.34	1456	7.21	14	208.00
Monmouth	6	126 - 198 - 3	63.64	1460	7.37	12	243.33
Maine	7	146 - 230 - 7	63.48	1672	7.27	12	238.86
New Hampshire	6	153 - 254 - 3	60.24	1915	7.54	17	319.17
Rhode Island	7	139 - 239 - 6	58.16	2096	8.77	16	299.43
Delaware	6	108 - 188 - 6	57.45	1435	7.63	12	239.17
Towson	6	111 - 194 - 6	57.22	1166	6.01	8	194.33
William & Mary	6	70 - 125 - 2	56.00	743	5.94	4	123.83
Elon	7	99 - 177 - 6	55.93	1072	6.06	9	153.14
Hampton	6	83 - 149 - 8	55.70	925	6.21	8	154.17
UAlbany	7	128 - 231 - 5	55.41	1535	6.65	16	219.29
Villanova	7	77 - 140 - 6	55.00	1278	9.13	8	182.57
Stony Brook	6	106 - 199 - 8	53.27	1268	6.37	8	211.33
N.C. A&T	6	40 - 93 - 3	43.01	322	3.46	0	53.67

PASS DEFENSE

Team	G	Comp-Att-Int	Pct.	Yds	Avg/A	TD	Avg/G
William & Mary	6	80 - 126 - 4	63.49	840	6.67	5	140.00
Monmouth	6	89 - 145 - 5	61.38	982	6.77	10	163.67
N.C. A&T	6	101 - 155 - 2	65.16	1021	6.59	12	170.17
Campbell	6	98 - 174 - 5	56.32	1105	6.35	7	184.17
Rhode Island	7	123 - 207 - 8	59.42	1295	6.26	7	185.00
Elon	7	123 - 209 - 6	58.85	1297	6.21	7	185.29
Delaware	6	106 - 194 - 9	54.64	1112	5.73	7	185.33
Villanova	7	111 - 190 - 4	58.42	1310	6.89	7	187.14
Towson	6	119 - 200 - 5	59.50	1366	6.83	10	227.67
Hampton	6	110 - 173 - 5	63.58	1388	8.02	13	231.33
UAlbany	7	153 - 256 - 8	59.77	1630	6.37	11	232.86
Maine	7	119 - 193 - 7	61.66	1709	8.85	16	244.14
Richmond	7	129 - 203 - 9	63.55	1729	8.52	10	247.00
New Hampshire	6	107 - 195 - 8	54.87	1538	7.89	14	256.33
Stony Brook	6	114 - 184 - 7	61.96	1561	8.48	10	260.17

PASS YDS/COMP.

Team	G	Comp-Att-Int	Pct.	Yds	Avg/A	TD	Avg/G
Campbell	6	132 - 179 - 3	73.74	1667	9.31	13	277.83
Rhode Island	7	139 - 239 - 6	58.16	2096	8.77	16	299.43
New Hampshire	6	153 - 254 - 3	60.24	1915	7.54	17	319.17
Monmouth	6	126 - 198 - 3	63.64	1460	7.37	12	243.33
Villanova	7	77 - 140 - 6	55.00	1278	9.13	8	182.57
Richmond	7	134 - 202 - 11	66.34	1456	7.21	14	208.00
Delaware	6	108 - 188 - 6	57.45	1435	7.63	12	239.17
Maine	7	146 - 230 - 7	63.48	1672	7.27	12	238.86
UAlbany	7	128 - 231 - 5	55.41	1535	6.65	16	219.29
Elon	7	99 - 177 - 6	55.93	1072	6.06	9	153.14
Towson	6	111 - 194 - 6	57.22	1166	6.01	8	194.33
Hampton	6	83 - 149 - 8	55.70	925	6.21	8	154.17
William & Mary	6	70 - 125 - 2	56.00	743	5.94	4	123.83
Stony Brook	6	106 - 199 - 8	53.27	1268	6.37	8	211.33
N.C. A&T	6	40 - 93 - 3	43.01	322	3.46	0	53.67



**2023-24 CAA Football
Extended Team Leaders
All games**

PASS ATTEMPTS

Team	G	Comp-Att-Int	Pct.	Yds	Avg/A	TD	Avg/G
New Hampshire	6	153 - 254 - 3	60.24	1915	7.54	17	319.17
Rhode Island	7	139 - 239 - 6	58.16	2096	8.77	16	299.43
UAlbany	7	128 - 231 - 5	55.41	1535	6.65	16	219.29
Maine	7	146 - 230 - 7	63.48	1672	7.27	12	238.86
Richmond	7	134 - 202 - 11	66.34	1456	7.21	14	208.00
Stony Brook	6	106 - 199 - 8	53.27	1268	6.37	8	211.33
Monmouth	6	126 - 198 - 3	63.64	1460	7.37	12	243.33
Towson	6	111 - 194 - 6	57.22	1166	6.01	8	194.33
Delaware	6	108 - 188 - 6	57.45	1435	7.63	12	239.17
Campbell	6	132 - 179 - 3	73.74	1667	9.31	13	277.83
Elon	7	99 - 177 - 6	55.93	1072	6.06	9	153.14
Hampton	6	83 - 149 - 8	55.70	925	6.21	8	154.17
Villanova	7	77 - 140 - 6	55.00	1278	9.13	8	182.57
William & Mary	6	70 - 125 - 2	56.00	743	5.94	4	123.83
N.C. A&T	6	40 - 93 - 3	43.01	322	3.46	0	53.67

PASS YDS/ATT.

Team	G	Comp-Att-Int	Pct.	Yds	Avg/A	TD	Avg/G
Villanova	7	77 - 140 - 6	55.00	1278	9.13	8	182.57
Rhode Island	7	139 - 239 - 6	58.16	2096	8.77	16	299.43
Campbell	6	132 - 179 - 3	73.74	1667	9.31	13	277.83
Richmond	7	134 - 202 - 11	66.34	1456	7.21	14	208.00
Maine	7	146 - 230 - 7	63.48	1672	7.27	12	238.86
UAlbany	7	128 - 231 - 5	55.41	1535	6.65	16	219.29
Monmouth	6	126 - 198 - 3	63.64	1460	7.37	12	243.33
New Hampshire	6	153 - 254 - 3	60.24	1915	7.54	17	319.17
Elon	7	99 - 177 - 6	55.93	1072	6.06	9	153.14
Delaware	6	108 - 188 - 6	57.45	1435	7.63	12	239.17
Stony Brook	6	106 - 199 - 8	53.27	1268	6.37	8	211.33
Towson	6	111 - 194 - 6	57.22	1166	6.01	8	194.33
Hampton	6	83 - 149 - 8	55.70	925	6.21	8	154.17
William & Mary	6	70 - 125 - 2	56.00	743	5.94	4	123.83
N.C. A&T	6	40 - 93 - 3	43.01	322	3.46	0	53.67

PASS COMPLETIONS

Team	G	Comp-Att-Int	Pct.	Yds	Avg/A	TD	Avg/G
New Hampshire	6	153 - 254 - 3	60.24	1915	7.54	17	319.17
Maine	7	146 - 230 - 7	63.48	1672	7.27	12	238.86
Rhode Island	7	139 - 239 - 6	58.16	2096	8.77	16	299.43
Richmond	7	134 - 202 - 11	66.34	1456	7.21	14	208.00
Campbell	6	132 - 179 - 3	73.74	1667	9.31	13	277.83
UAlbany	7	128 - 231 - 5	55.41	1535	6.65	16	219.29
Monmouth	6	126 - 198 - 3	63.64	1460	7.37	12	243.33
Towson	6	111 - 194 - 6	57.22	1166	6.01	8	194.33
Delaware	6	108 - 188 - 6	57.45	1435	7.63	12	239.17
Stony Brook	6	106 - 199 - 8	53.27	1268	6.37	8	211.33
Elon	7	99 - 177 - 6	55.93	1072	6.06	9	153.14
Hampton	6	83 - 149 - 8	55.70	925	6.21	8	154.17
Villanova	7	77 - 140 - 6	55.00	1278	9.13	8	182.57
William & Mary	6	70 - 125 - 2	56.00	743	5.94	4	123.83
N.C. A&T	6	40 - 93 - 3	43.01	322	3.46	0	53.67

PASS INTERCEPTIONS

Team	G	Comp-Att-Int	Pct.	Yds	Avg/A	TD	Avg/G
William & Mary	6	70 - 125 - 2	56.00	743	5.94	4	123.83
New Hampshire	6	153 - 254 - 3	60.24	1915	7.54	17	319.17
N.C. A&T	6	40 - 93 - 3	43.01	322	3.46	0	53.67
Monmouth	6	126 - 198 - 3	63.64	1460	7.37	12	243.33
Campbell	6	132 - 179 - 3	73.74	1667	9.31	13	277.83
UAlbany	7	128 - 231 - 5	55.41	1535	6.65	16	219.29
Villanova	7	77 - 140 - 6	55.00	1278	9.13	8	182.57
Towson	6	111 - 194 - 6	57.22	1166	6.01	8	194.33
Rhode Island	7	139 - 239 - 6	58.16	2096	8.77	16	299.43
Elon	7	99 - 177 - 6	55.93	1072	6.06	9	153.14
Delaware	6	108 - 188 - 6	57.45	1435	7.63	12	239.17
Maine	7	146 - 230 - 7	63.48	1672	7.27	12	238.86
Stony Brook	6	106 - 199 - 8	53.27	1268	6.37	8	211.33
Hampton	6	83 - 149 - 8	55.70	925	6.21	8	154.17
Richmond	7	134 - 202 - 11	66.34	1456	7.21	14	208.00



**2023-24 CAA Football
Extended Team Leaders
All games**

PASS YARDS

Team	G	Comp-Att-Int	Pct.	Yds	Avg/A	TD	Avg/G
Rhode Island	7	139 - 239 - 6	58.16	2096	8.77	16	299.43
New Hampshire	6	153 - 254 - 3	60.24	1915	7.54	17	319.17
Maine	7	146 - 230 - 7	63.48	1672	7.27	12	238.86
Campbell	6	132 - 179 - 3	73.74	1667	9.31	13	277.83
UAlbany	7	128 - 231 - 5	55.41	1535	6.65	16	219.29
Monmouth	6	126 - 198 - 3	63.64	1460	7.37	12	243.33
Richmond	7	134 - 202 - 11	66.34	1456	7.21	14	208.00
Delaware	6	108 - 188 - 6	57.45	1435	7.63	12	239.17
Villanova	7	77 - 140 - 6	55.00	1278	9.13	8	182.57
Stony Brook	6	106 - 199 - 8	53.27	1268	6.37	8	211.33
Towson	6	111 - 194 - 6	57.22	1166	6.01	8	194.33
Elon	7	99 - 177 - 6	55.93	1072	6.06	9	153.14
Hampton	6	83 - 149 - 8	55.70	925	6.21	8	154.17
William & Mary	6	70 - 125 - 2	56.00	743	5.94	4	123.83
N.C. A&T	6	40 - 93 - 3	43.01	322	3.46	0	53.67

PASSING TDS

Team	G	Comp-Att-Int	Pct.	Yds	Avg/A	TD	Avg/G
New Hampshire	6	153 - 254 - 3	60.24	1915	7.54	17	319.17
UAlbany	7	128 - 231 - 5	55.41	1535	6.65	16	219.29
Rhode Island	7	139 - 239 - 6	58.16	2096	8.77	16	299.43
Richmond	7	134 - 202 - 11	66.34	1456	7.21	14	208.00
Campbell	6	132 - 179 - 3	73.74	1667	9.31	13	277.83
Monmouth	6	126 - 198 - 3	63.64	1460	7.37	12	243.33
Maine	7	146 - 230 - 7	63.48	1672	7.27	12	238.86
Delaware	6	108 - 188 - 6	57.45	1435	7.63	12	239.17
Elon	7	99 - 177 - 6	55.93	1072	6.06	9	153.14
Villanova	7	77 - 140 - 6	55.00	1278	9.13	8	182.57
Towson	6	111 - 194 - 6	57.22	1166	6.01	8	194.33
Stony Brook	6	106 - 199 - 8	53.27	1268	6.37	8	211.33
Hampton	6	83 - 149 - 8	55.70	925	6.21	8	154.17
William & Mary	6	70 - 125 - 2	56.00	743	5.94	4	123.83
N.C. A&T	6	40 - 93 - 3	43.01	322	3.46	0	53.67

FIELD GOALS

Team	G	Made	Att	Pct
Villanova	7	5	5	100
William & Mary	6	11	12	91.67
Towson	6	10	12	83.33
UAlbany	7	9	11	81.82
New Hampshire	6	7	9	77.78
N.C. A&T	6	6	8	75
Hampton	6	3	4	75
Maine	7	6	9	66.67
Elon	7	6	9	66.67
Richmond	7	5	8	62.5
Rhode Island	7	4	7	57.14
Monmouth	6	3	6	50
Campbell	6	3	6	50
Stony Brook	6	4	9	44.44
Delaware	6	1	5	20

PATS KICKS MADE

Team	G	Made	Att	Pct
Campbell	6	28	30	93.33
Rhode Island	7	27	28	96.43
Villanova	7	26	26	100
New Hampshire	6	26	28	92.86
Monmouth	6	24	28	85.71
Delaware	6	22	23	95.65
UAlbany	7	21	21	100
Richmond	7	21	21	100
Hampton	6	20	21	95.24
Maine	7	18	18	100
Elon	7	16	17	94.12
William & Mary	6	12	12	100
Towson	6	10	11	90.91
Stony Brook	6	10	11	90.91
N.C. A&T	6	7	8	87.5



**2023-24 CAA Football
Extended Team Leaders
All games**

FIELD GOALS ATTEMPTED

Team	G	Made	Att	Pct
William & Mary	6	11	12	91.67
Towson	6	10	12	83.33
UAlbany	7	9	11	81.82
Stony Brook	6	4	9	44.44
New Hampshire	6	7	9	77.78
Maine	7	6	9	66.67
Elon	7	6	9	66.67
Richmond	7	5	8	62.5
N.C. A&T	6	6	8	75
Rhode Island	7	4	7	57.14
Monmouth	6	3	6	50
Campbell	6	3	6	50
Villanova	7	5	5	100
Delaware	6	1	5	20
Hampton	6	3	4	75

NET YARDS PER PUNT

Team	G	No.	Yards	Avg/P	Ret.	Avg/R	TB	Net/P
Monmouth	6	21	897	42.71	27	9.00	1	40.48
Elon	7	35	1533	43.80	79	7.18	3	39.83
Richmond	7	38	1554	40.89	18	3.60	2	39.37
UAlbany	7	36	1515	42.08	71	6.45	3	38.44
Stony Brook	6	34	1290	37.94	1	0.14	0	37.91
N.C. A&T	6	33	1295	39.24	25	3.57	1	37.88
Maine	7	38	1634	43.00	156	10.40	3	37.32
Campbell	6	15	562	37.47	19	3.17	0	36.20
William & Mary	6	21	853	40.62	72	6.00	2	35.29
Rhode Island	7	33	1245	37.73	33	6.60	3	34.91
New Hampshire	6	23	862	37.48	20	5.00	2	34.87
Hampton	6	29	1054	36.34	10	2.50	2	34.62
Villanova	7	28	1207	43.11	161	11.50	4	34.50
Towson	6	27	1052	38.96	59	19.67	4	33.81
Delaware	6	22	814	37.00	77	8.56	1	32.59

FIELD GOALS MADE

Team	G	Made	Att	Pct
William & Mary	6	11	12	91.67
Towson	6	10	12	83.33
UAlbany	7	9	11	81.82
New Hampshire	6	7	9	77.78
N.C. A&T	6	6	8	75
Maine	7	6	9	66.67
Elon	7	6	9	66.67
Villanova	7	5	5	100
Richmond	7	5	8	62.5
Stony Brook	6	4	9	44.44
Rhode Island	7	4	7	57.14
Monmouth	6	3	6	50
Hampton	6	3	4	75
Campbell	6	3	6	50
Delaware	6	1	5	20

AVG YARDS PER PUNT

Team	G	No.	Yards	Avg/P	Ret.	Avg/R	TB	Net/P
Richmond	7	38	1554	40.89	18	3.60	2	39.37
Maine	7	38	1634	43.00	156	10.40	3	37.32
UAlbany	7	36	1515	42.08	71	6.45	3	38.44
Elon	7	35	1533	43.80	79	7.18	3	39.83
Stony Brook	6	34	1290	37.94	1	0.14	0	37.91
Rhode Island	7	33	1245	37.73	33	6.60	3	34.91
N.C. A&T	6	33	1295	39.24	25	3.57	1	37.88
Hampton	6	29	1054	36.34	10	2.50	2	34.62
Villanova	7	28	1207	43.11	161	11.50	4	34.50
Towson	6	27	1052	38.96	59	19.67	4	33.81
New Hampshire	6	23	862	37.48	20	5.00	2	34.87
Delaware	6	22	814	37.00	77	8.56	1	32.59
William & Mary	6	21	853	40.62	72	6.00	2	35.29
Monmouth	6	21	897	42.71	27	9.00	1	40.48
Campbell	6	15	562	37.47	19	3.17	0	36.20



**2023-24 CAA Football
Extended Team Leaders
All games**

PAT KICKING

Team	G	Made	Att	Pct
William & Mary	6	12	12	100
Villanova	7	26	26	100
UAlbany	7	21	21	100
Richmond	7	21	21	100
Maine	7	18	18	100
Rhode Island	7	27	28	96.43
Delaware	6	22	23	95.65
Hampton	6	20	21	95.24
Elon	7	16	17	94.12
Campbell	6	28	30	93.33
New Hampshire	6	26	28	92.86
Towson	6	10	11	90.91
Stony Brook	6	10	11	90.91
N.C. A&T	6	7	8	87.5
Monmouth	6	24	28	85.71

NUMBER OF PUNTS

Team	G	No.	Yards	Avg/P	Ret.	Avg/R	TB	Net/P
Richmond	7	38	1554	40.89	18	3.60	2	39.37
Maine	7	38	1634	43.00	156	10.40	3	37.32
UAlbany	7	36	1515	42.08	71	6.45	3	38.44
Elon	7	35	1533	43.80	79	7.18	3	39.83
Stony Brook	6	34	1290	37.94	1	0.14	0	37.91
Rhode Island	7	33	1245	37.73	33	6.60	3	34.91
N.C. A&T	6	33	1295	39.24	25	3.57	1	37.88
Hampton	6	29	1054	36.34	10	2.50	2	34.62
Villanova	7	28	1207	43.11	161	11.50	4	34.50
Towson	6	27	1052	38.96	59	19.67	4	33.81
New Hampshire	6	23	862	37.48	20	5.00	2	34.87
Delaware	6	22	814	37.00	77	8.56	1	32.59
William & Mary	6	21	853	40.62	72	6.00	2	35.29
Monmouth	6	21	897	42.71	27	9.00	1	40.48
Campbell	6	15	562	37.47	19	3.17	0	36.20

PAT KICK ATTEMPTS

Team	G	Made	Att	Pct
Campbell	6	28	30	93.33
Rhode Island	7	27	28	96.43
New Hampshire	6	26	28	92.86
Monmouth	6	24	28	85.71
Villanova	7	26	26	100
Delaware	6	22	23	95.65
UAlbany	7	21	21	100
Richmond	7	21	21	100
Hampton	6	20	21	95.24
Maine	7	18	18	100
Elon	7	16	17	94.12
William & Mary	6	12	12	100
Towson	6	10	11	90.91
Stony Brook	6	10	11	90.91
N.C. A&T	6	7	8	87.5

YARDS PUNTED

Team	G	No.	Yards	Avg/P	Ret.	Avg/R	TB	Net/P
Maine	7	38	1634	43.00	156	10.40	3	37.32
Richmond	7	38	1554	40.89	18	3.60	2	39.37
Elon	7	35	1533	43.80	79	7.18	3	39.83
UAlbany	7	36	1515	42.08	71	6.45	3	38.44
N.C. A&T	6	33	1295	39.24	25	3.57	1	37.88
Stony Brook	6	34	1290	37.94	1	0.14	0	37.91
Rhode Island	7	33	1245	37.73	33	6.60	3	34.91
Villanova	7	28	1207	43.11	161	11.50	4	34.50
Hampton	6	29	1054	36.34	10	2.50	2	34.62
Towson	6	27	1052	38.96	59	19.67	4	33.81
Monmouth	6	21	897	42.71	27	9.00	1	40.48
New Hampshire	6	23	862	37.48	20	5.00	2	34.87
William & Mary	6	21	853	40.62	72	6.00	2	35.29
Delaware	6	22	814	37.00	77	8.56	1	32.59
Campbell	6	15	562	37.47	19	3.17	0	36.20



**2023-24 CAA Football
Extended Team Leaders
All games**

PUNT RETURN AVG

Team	G	No	Yards	TD	Long	Avg.
New Hampshire	6	11	185	2	61	16.82
Campbell	6	3	32	1	16	10.67
Rhode Island	7	15	141	0	41	9.4
N.C. A&T	6	7	63	0	16	9
UAlbany	7	6	49	0	17	8.17
Monmouth	6	2	16	0	12	8
Richmond	7	10	71	0	18	7.1
Stony Brook	6	2	14	0	14	7
Maine	7	5	33	0	16	6.6
Towson	6	6	32	0	10	5.33
Hampton	6	4	21	0	19	5.25
Elon	7	8	38	0	13	4.75
Delaware	6	4	17	0	12	4.25
Villanova	7	6	18	0	13	3
William & Mary	6	14	29	0	15	2.07

KICK RETURNS

Team	G	No.	Yards	TD	Long	Avg.
Stony Brook	6	30	512	0	31	17.07
Maine	7	27	502	0	27	18.59
Towson	6	25	503	0	49	20.12
Campbell	6	25	417	0	28	16.68
N.C. A&T	6	23	554	2	94	24.09
Richmond	7	21	409	0	36	19.48
Hampton	6	20	277	0	32	13.85
New Hampshire	6	19	499	1	100	26.26
Elon	7	18	389	0	45	21.61
Rhode Island	7	17	374	1	95	22.00
UAlbany	7	16	278	0	44	17.38
Monmouth	6	16	269	1	69	16.81
Delaware	6	16	352	0	52	22.00
Villanova	7	15	263	0	35	17.53
William & Mary	6	13	221	0	29	17.00

PUNT RETURNS

Team	G	No	Yards	TD	Long	Avg.
Rhode Island	7	15	141	0	41	9.4
William & Mary	6	14	29	0	15	2.07
New Hampshire	6	11	185	2	61	16.82
Richmond	7	10	71	0	18	7.1
Elon	7	8	38	0	13	4.75
N.C. A&T	6	7	63	0	16	9
Villanova	7	6	18	0	13	3
UAlbany	7	6	49	0	17	8.17
Towson	6	6	32	0	10	5.33
Maine	7	5	33	0	16	6.6
Hampton	6	4	21	0	19	5.25
Delaware	6	4	17	0	12	4.25
Campbell	6	3	32	1	16	10.67
Stony Brook	6	2	14	0	14	7
Monmouth	6	2	16	0	12	8

KICK RETURN YARDS

Team	G	No.	Yards	TD	Long	Avg.
N.C. A&T	6	23	554	2	94	24.09
Stony Brook	6	30	512	0	31	17.07
Towson	6	25	503	0	49	20.12
Maine	7	27	502	0	27	18.59
New Hampshire	6	19	499	1	100	26.26
Campbell	6	25	417	0	28	16.68
Richmond	7	21	409	0	36	19.48
Elon	7	18	389	0	45	21.61
Rhode Island	7	17	374	1	95	22.00
Delaware	6	16	352	0	52	22.00
UAlbany	7	16	278	0	44	17.38
Hampton	6	20	277	0	32	13.85
Monmouth	6	16	269	1	69	16.81
Villanova	7	15	263	0	35	17.53
William & Mary	6	13	221	0	29	17.00



**2023-24 CAA Football
Extended Team Leaders
All games**

PUNT RETURN YARDS

Team	G	No	Yards	TD	Long	Avg.
New Hampshire	6	11	185	2	61	16.82
Rhode Island	7	15	141	0	41	9.4
Richmond	7	10	71	0	18	7.1
N.C. A&T	6	7	63	0	16	9
UAlbany	7	6	49	0	17	8.17
Elon	7	8	38	0	13	4.75
Maine	7	5	33	0	16	6.6
Towson	6	6	32	0	10	5.33
Campbell	6	3	32	1	16	10.67
William & Mary	6	14	29	0	15	2.07
Hampton	6	4	21	0	19	5.25
Villanova	7	6	18	0	13	3
Delaware	6	4	17	0	12	4.25
Monmouth	6	2	16	0	12	8
Stony Brook	6	2	14	0	14	7

KICK RETURN TDS

Team	G	No.	Yards	TD	Long	Avg.
N.C. A&T	6	23	554	2	94	24.09
Rhode Island	7	17	374	1	95	22.00
New Hampshire	6	19	499	1	100	26.26
Monmouth	6	16	269	1	69	16.81
William & Mary	6	13	221	0	29	17.00
Villanova	7	15	263	0	35	17.53
UAlbany	7	16	278	0	44	17.38
Towson	6	25	503	0	49	20.12
Stony Brook	6	30	512	0	31	17.07
Richmond	7	21	409	0	36	19.48
Maine	7	27	502	0	27	18.59
Hampton	6	20	277	0	32	13.85
Elon	7	18	389	0	45	21.61
Delaware	6	16	352	0	52	22.00
Campbell	6	25	417	0	28	16.68

PUNT RETURN TDS

Team	G	No	Yards	TD	Long	Avg.
New Hampshire	6	11	185	2	61	16.82
Campbell	6	3	32	1	16	10.67
William & Mary	6	14	29	0	15	2.07
Villanova	7	6	18	0	13	3
UAlbany	7	6	49	0	17	8.17
Towson	6	6	32	0	10	5.33
Stony Brook	6	2	14	0	14	7
Richmond	7	10	71	0	18	7.1
Rhode Island	7	15	141	0	41	9.4
N.C. A&T	6	7	63	0	16	9
Monmouth	6	2	16	0	12	8
Maine	7	5	33	0	16	6.6
Hampton	6	4	21	0	19	5.25
Elon	7	8	38	0	13	4.75
Delaware	6	4	17	0	12	4.25



**2023-24 CAA Football
Extended Team Leaders
All games**

KICKOFF RETURNS

Team	G	No	Yards	TD	Long	Avg.
Richmond	7	33	1338	0	36	40.55
Stony Brook	6	21	849	0	31	40.43
Rhode Island	7	39	1507	1	95	38.64
Campbell	6	38	1456	0	28	38.32
N.C. A&T	6	21	788	2	94	37.52
Towson	6	31	1155	0	49	37.26
Monmouth	6	39	1433	1	69	36.74
Elon	7	30	1100	0	45	36.67
Maine	7	32	1173	0	27	36.66
New Hampshire	6	42	1535	1	100	36.55
Delaware	6	33	1199	0	52	36.33
Villanova	7	36	1304	0	35	36.22
William & Mary	6	28	991	0	29	35.39
UAlbany	7	35	1222	0	44	34.91
Hampton	6	32	1049	0	32	32.78



**2023-24 CAA Football
Extended Team Leaders
All games**

INTERCEPTION RETURN AVG

Team	G	No.	Yards	TD	Long	Avg.
Villanova	7	4	99	0	81	24.75
Stony Brook	6	7	116	1	59	16.57
Delaware	6	9	135	2	56	15.00
New Hampshire	6	8	100	0	43	12.50
Elon	7	6	75	1	50	12.50
Richmond	7	9	111	1	81	12.33
Maine	7	7	79	0	55	11.29
Campbell	6	5	44	0	44	8.80
UAlbany	7	8	63	1	35	7.88
Monmouth	6	5	31	1	36	6.20
Towson	6	5	28	0	25	5.60
N.C. A&T	6	2	9	0	9	4.50
William & Mary	6	4	17	0	17	4.25
Rhode Island	7	8	27	0	31	3.38
Hampton	6	5	13	0	13	2.60

FUMBLE RETURNS

Team	G	No.	Yards	TD	Long	Avg.
Towson	6	5	12	0	12	2.40
William & Mary	6	4	57	0	57	14.25
Villanova	7	2	0	0	0	0.00
UAlbany	7	5	1	0	1	0.20
Stony Brook	6	3	35	0	35	11.67
Richmond	7	7	47	1	47	6.71
Rhode Island	7	1	49	1	49	49.00
New Hampshire	6	3	0	0	0	0.00
N.C. A&T	6	4	0	0	0	0.00
Monmouth	6	7	0	0	0	0.00
Maine	7	7	0	0	0	0.00
Hampton	6	1	0	0	0	0.00
Elon	7	4	0	0	0	0.00
Delaware	6	5	0	0	0	0.00
Campbell	6	2	0	0	0	0.00

INTERCEPTION RETURNS

Team	G	No.	Yards	TD	Long	Avg.
Richmond	7	9	111	1	81	12.33
Delaware	6	9	135	2	56	15.00
UAlbany	7	8	63	1	35	7.88
Rhode Island	7	8	27	0	31	3.38
New Hampshire	6	8	100	0	43	12.50
Stony Brook	6	7	116	1	59	16.57
Maine	7	7	79	0	55	11.29
Elon	7	6	75	1	50	12.50
Towson	6	5	28	0	25	5.60
Monmouth	6	5	31	1	36	6.20
Hampton	6	5	13	0	13	2.60
Campbell	6	5	44	0	44	8.80
William & Mary	6	4	17	0	17	4.25
Villanova	7	4	99	0	81	24.75
N.C. A&T	6	2	9	0	9	4.50

FUMBLE RETURN YARDS

Team	G	No.	Yards	TD	Long	Avg.
William & Mary	6	4	57	0	57	14.25
Rhode Island	7	1	49	1	49	49.00
Richmond	7	7	47	1	47	6.71
Stony Brook	6	3	35	0	35	11.67
Towson	6	5	12	0	12	2.40
UAlbany	7	5	1	0	1	0.20
Villanova	7	2	0	0	0	0.00
New Hampshire	6	3	0	0	0	0.00
N.C. A&T	6	4	0	0	0	0.00
Monmouth	6	7	0	0	0	0.00
Maine	7	7	0	0	0	0.00
Hampton	6	1	0	0	0	0.00
Elon	7	4	0	0	0	0.00
Delaware	6	5	0	0	0	0.00
Campbell	6	2	0	0	0	0.00



**2023-24 CAA Football
Extended Team Leaders
All games**

INTERCEPTION RET YARDS

Team	G	No.	Yards	TD	Long	Avg.
Delaware	6	9	135	2	56	15.00
Stony Brook	6	7	116	1	59	16.57
Richmond	7	9	111	1	81	12.33
New Hampshire	6	8	100	0	43	12.50
Villanova	7	4	99	0	81	24.75
Maine	7	7	79	0	55	11.29
Elon	7	6	75	1	50	12.50
UAlbany	7	8	63	1	35	7.88
Campbell	6	5	44	0	44	8.80
Monmouth	6	5	31	1	36	6.20
Towson	6	5	28	0	25	5.60
Rhode Island	7	8	27	0	31	3.38
William & Mary	6	4	17	0	17	4.25
Hampton	6	5	13	0	13	2.60
N.C. A&T	6	2	9	0	9	4.50

FUMBLE RETURN TDS

Team	G	No.	Yards	TD	Long	Avg.
Richmond	7	7	47	1	47	6.71
Rhode Island	7	1	49	1	49	49.00
William & Mary	6	4	57	0	57	14.25
Villanova	7	2	0	0	0	0.00
UAlbany	7	5	1	0	1	0.20
Towson	6	5	12	0	12	2.40
Stony Brook	6	3	35	0	35	11.67
New Hampshire	6	3	0	0	0	0.00
N.C. A&T	6	4	0	0	0	0.00
Monmouth	6	7	0	0	0	0.00
Maine	7	7	0	0	0	0.00
Hampton	6	1	0	0	0	0.00
Elon	7	4	0	0	0	0.00
Delaware	6	5	0	0	0	0.00
Campbell	6	2	0	0	0	0.00

INTERCEPTION RETURN TDS

Team	G	No.	Yards	TD	Long	Avg.
Delaware	6	9	135	2	56	15.00
UAlbany	7	8	63	1	35	7.88
Stony Brook	6	7	116	1	59	16.57
Richmond	7	9	111	1	81	12.33
Monmouth	6	5	31	1	36	6.20
Elon	7	6	75	1	50	12.50
William & Mary	6	4	17	0	17	4.25
Villanova	7	4	99	0	81	24.75
Towson	6	5	28	0	25	5.60
Rhode Island	7	8	27	0	31	3.38
New Hampshire	6	8	100	0	43	12.50
N.C. A&T	6	2	9	0	9	4.50
Maine	7	7	79	0	55	11.29
Hampton	6	5	13	0	13	2.60
Campbell	6	5	44	0	44	8.80

FUMBLE RECOVERED

Team	G	No.	Yards	TD	Long	Avg.
Richmond	7	7	47	1	47	6.71
Monmouth	6	7	0	0	0	0.00
Maine	7	7	0	0	0	0.00
UAlbany	7	5	1	0	1	0.20
Towson	6	5	12	0	12	2.40
Delaware	6	5	0	0	0	0.00
William & Mary	6	4	57	0	57	14.25
N.C. A&T	6	4	0	0	0	0.00
Elon	7	4	0	0	0	0.00
Stony Brook	6	3	35	0	35	11.67
New Hampshire	6	3	0	0	0	0.00
Villanova	7	2	0	0	0	0.00
Campbell	6	2	0	0	0	0.00
Rhode Island	7	1	49	1	49	49.00
Hampton	6	1	0	0	0	0.00



**2023-24 CAA Football
Extended Team Leaders
All games**

FUMBLE RETURN AVG

Team	G	No.	Yards	TD	Long	Avg.
Rhode Island	7	1	49	1	49	49.00
William & Mary	6	4	57	0	57	14.25
Stony Brook	6	3	35	0	35	11.67
Richmond	7	7	47	1	47	6.71
Towson	6	5	12	0	12	2.40
UAlbany	7	5	1	0	1	0.20
Villanova	7	2	0	0	0	0.00
New Hampshire	6	3	0	0	0	0.00
N.C. A&T	6	4	0	0	0	0.00
Monmouth	6	7	0	0	0	0.00
Maine	7	7	0	0	0	0.00
Hampton	6	1	0	0	0	0.00
Elon	7	4	0	0	0	0.00
Delaware	6	5	0	0	0	0.00
Campbell	6	2	0	0	0	0.00

TURNOVER MARGIN

Team	Lost			Gained			Margin	Per/G	
	G	Fum	Int	Tot	Fum	Int			Tot
Monmouth	6	3	3	6	7	5	12	6	1.00
New Hampshire	6	3	3	6	3	8	11	5	0.83
Maine	7	3	7	10	7	7	14	4	0.57
Delaware	6	4	6	10	5	9	14	4	0.67
William & Mary	6	3	2	5	4	4	8	3	0.50
UAlbany	7	6	5	11	5	8	13	2	0.29
Elon	7	2	6	8	4	6	10	2	0.29
Campbell	6	3	3	6	2	5	7	1	0.17
Towson	6	4	6	10	5	5	10	0	0.00
Richmond	7	5	11	16	7	9	16	0	0.00
Rhode Island	7	4	6	10	1	8	9	-1	-0.14
N.C. A&T	6	5	3	8	4	2	6	-2	-0.33
Stony Brook	6	6	8	14	3	7	10	-4	-0.67
Villanova	7	6	6	12	2	4	6	-6	-0.86
Hampton	6	4	8	12	1	5	6	-6	-1.00

FIRST DOWNS

Team	G	Rush	Pass	Pen	Total	Avg/G
Rhode Island	7	47	80	14	141	20.14
Campbell	6	52	79	9	140	23.33
New Hampshire	6	32	92	11	135	22.5
UAlbany	7	49	68	15	132	18.86
Villanova	7	79	43	9	131	18.71
Monmouth	6	51	71	9	131	21.83
Delaware	6	51	66	13	130	21.67
Maine	7	32	81	14	127	18.14
Hampton	6	69	44	14	127	21.17
Richmond	7	43	66	11	120	17.14
William & Mary	6	77	33	5	115	19.17
Elon	7	56	48	10	114	16.29
Towson	6	44	58	10	112	18.67
Stony Brook	6	29	55	8	92	15.33
N.C. A&T	6	45	15	6	66	11

3RD-DOWN CONVERSIONS

Team	G	Conv.	Att.	Pct.
Campbell	6	34	66	51.52
Rhode Island	7	50	105	47.62
William & Mary	6	38	86	44.19
New Hampshire	6	37	84	44.05
Villanova	7	38	87	43.68
UAlbany	7	44	105	41.9
Hampton	6	28	71	39.44
Monmouth	6	33	88	37.5
Delaware	6	27	72	37.5
Towson	6	29	84	34.52
Maine	7	28	87	32.18
Elon	7	25	94	26.6
N.C. A&T	6	18	70	25.71
Richmond	7	21	83	25.3
Stony Brook	6	20	80	25



**2023-24 CAA Football
Extended Team Leaders
All games**

1ST DOWNS RUSHING

Team	G	Rush	Pass	Pen	Total	Avg/G
Villanova	7	79	43	9	131	18.71
William & Mary	6	77	33	5	115	19.17
Hampton	6	69	44	14	127	21.17
Elon	7	56	48	10	114	16.29
Campbell	6	52	79	9	140	23.33
Monmouth	6	51	71	9	131	21.83
Delaware	6	51	66	13	130	21.67
UAlbany	7	49	68	15	132	18.86
Rhode Island	7	47	80	14	141	20.14
N.C. A&T	6	45	15	6	66	11
Towson	6	44	58	10	112	18.67
Richmond	7	43	66	11	120	17.14
New Hampshire	6	32	92	11	135	22.5
Maine	7	32	81	14	127	18.14
Stony Brook	6	29	55	8	92	15.33

OPT 3RD-DN CONVERT

Team	G	Conv.	Att.	Pct.
William & Mary	6	17	70	24.29
New Hampshire	6	24	80	30
Richmond	7	26	86	30.23
Villanova	7	30	91	32.97
Stony Brook	6	26	78	33.33
UAlbany	7	37	105	35.24
Monmouth	6	26	72	36.11
Delaware	6	28	76	36.84
N.C. A&T	6	31	80	38.75
Rhode Island	7	38	96	39.58
Campbell	6	40	89	44.94
Elon	7	45	100	45
Hampton	6	38	83	45.78
Towson	6	41	86	47.67
Maine	7	47	96	48.96

1ST DOWNS PASSING

Team	G	Rush	Pass	Pen	Total	Avg/G
New Hampshire	6	32	92	11	135	22.5
Maine	7	32	81	14	127	18.14
Rhode Island	7	47	80	14	141	20.14
Campbell	6	52	79	9	140	23.33
Monmouth	6	51	71	9	131	21.83
UAlbany	7	49	68	15	132	18.86
Richmond	7	43	66	11	120	17.14
Delaware	6	51	66	13	130	21.67
Towson	6	44	58	10	112	18.67
Stony Brook	6	29	55	8	92	15.33
Elon	7	56	48	10	114	16.29
Hampton	6	69	44	14	127	21.17
Villanova	7	79	43	9	131	18.71
William & Mary	6	77	33	5	115	19.17
N.C. A&T	6	45	15	6	66	11

4TH-DOWN CONVERSIONS

Team	G	Conv.	Att.	Pct.
Rhode Island	7	6	7	85.71
Elon	7	14	20	70
Villanova	7	6	10	60
Campbell	6	6	10	60
Monmouth	6	16	27	59.26
Richmond	7	4	7	57.14
Delaware	6	7	13	53.85
Towson	6	8	15	53.33
New Hampshire	6	7	14	50
Maine	7	3	8	37.5
William & Mary	6	4	11	36.36
Hampton	6	2	7	28.57
UAlbany	7	3	11	27.27
Stony Brook	6	2	9	22.22
N.C. A&T	6	1	6	16.67



**2023-24 CAA Football
Extended Team Leaders
All games**

1ST DOWNS BY PENALTY

Team	G	Rush	Pass	Pen	Total	Avg/G
UAlbany	7	49	68	15	132	18.86
Rhode Island	7	47	80	14	141	20.14
Maine	7	32	81	14	127	18.14
Hampton	6	69	44	14	127	21.17
Delaware	6	51	66	13	130	21.67
Richmond	7	43	66	11	120	17.14
New Hampshire	6	32	92	11	135	22.5
Towson	6	44	58	10	112	18.67
Elon	7	56	48	10	114	16.29
Villanova	7	79	43	9	131	18.71
Monmouth	6	51	71	9	131	21.83
Campbell	6	52	79	9	140	23.33
Stony Brook	6	29	55	8	92	15.33
N.C. A&T	6	45	15	6	66	11
William & Mary	6	77	33	5	115	19.17

OPP 4TH-DN CONVERT

Team	G	Conv.	Att.	Pct.
Maine	7	1	9	11.11
Hampton	6	2	7	28.57
Elon	7	4	11	36.36
UAlbany	7	7	19	36.84
Villanova	7	5	12	41.67
Monmouth	6	7	13	53.85
Towson	6	6	11	54.55
Delaware	6	6	11	54.55
Campbell	6	14	25	56
Richmond	7	4	7	57.14
Rhode Island	7	4	7	57.14
Stony Brook	6	5	8	62.5
New Hampshire	6	9	14	64.29
William & Mary	6	6	8	75
N.C. A&T	6	8	10	80

OPPONENT 1ST DOWNS

Team	G	Rush	Pass	Pen	Total	Avg/G
William & Mary	6	38	39	8	85	14.17
Hampton	6	39	58	9	106	17.67
Villanova	7	46	53	10	109	15.57
Monmouth	6	49	47	14	110	18.33
New Hampshire	6	45	62	15	122	20.33
Delaware	6	51	60	13	124	20.67
UAlbany	7	37	75	13	125	17.86
Richmond	7	45	73	13	131	18.71
Rhode Island	7	57	58	16	131	18.71
Towson	6	57	66	13	136	22.67
N.C. A&T	6	87	45	5	137	22.83
Maine	7	61	68	9	138	19.71
Stony Brook	6	59	70	11	140	23.33
Elon	7	75	60	9	144	20.57
Campbell	6	79	48	17	144	24



**2023-24 CAA Football
Extended Team Leaders
All games**

SACKS BY

Team	G	No.	Yards	Avg/G
UAlbany	7	23	161	3.29
William & Mary	6	19	164	3.17
Richmond	7	19	103	2.71
Elon	7	18	106	2.57
Towson	6	17	115	2.83
Stony Brook	6	16	113	2.67
Villanova	7	15	104	2.14
New Hampshire	6	13	84	2.17
N.C. A&T	6	11	54	1.83
Rhode Island	7	10	64	1.43
Monmouth	6	10	48	1.67
Maine	7	9	56	1.29
Delaware	6	8	53	1.33
Hampton	6	6	32	1
Campbell	6	3	25	0.5

KICKOFF COVERAGE

Team	G	No	Yards	Avg.	Ret.	TB	NetAvg
Richmond	7	33	1847	55.97	328	6	37.97
Stony Brook	6	21	1293	61.57	188	7	27.19
Rhode Island	7	39	2236	57.33	464	7	42.36
Campbell	6	38	2251	59.24	322	15	36.55
N.C. A&T	6	21	1184	56.38	346	1	25.48
Towson	6	31	1698	54.77	382	4	35.32
Monmouth	6	39	2076	53.23	403	5	41.33
Elon	7	30	1676	55.87	401	6	37.9
Maine	7	32	1863	58.22	495	8	35.19
New Hampshire	6	42	2395	57.02	517	9	39.79
Delaware	6	33	1783	54.03	317	7	37
Villanova	7	36	2085	57.92	466	5	46.17
William & Mary	6	28	1541	55.04	511	1	45
UAlbany	7	35	1848	52.8	550	1	42.14
Hampton	6	32	1621	50.66	447	4	38.88

SACKS AGAINST

Team	G	No.	Yards	Avg/G
William & Mary	6	6	30	1
Towson	6	8	46	1.33
New Hampshire	6	8	42	1.33
Hampton	6	8	36	1.33
Stony Brook	6	13	84	2.17
Campbell	6	13	95	2.17
Maine	7	14	101	2
Rhode Island	7	15	84	2.14
Monmouth	6	16	106	2.67
N.C. A&T	6	18	93	3
Richmond	7	19	87	2.71
Delaware	6	19	152	3.17
Villanova	7	20	132	2.86
UAlbany	7	25	192	3.57
Elon	7	25	134	3.57

RED ZONE OFFENSE

Team	G	Scores	Pct.	TDs	(R-P)	FGs	TurnO
Monmouth	6	18 - 19	94.74	16	11 - 5	2 - 3	0
Hampton	6	17 - 18	94.44	14	9 - 5	3 - 3	1
Campbell	6	28 - 30	93.33	26	15 - 11	2 - 2	2
Richmond	7	16 - 19	84.21	11	4 - 7	5 - 6	2
Elon	7	18 - 22	81.82	13	6 - 7	5 - 7	2
Towson	6	22 - 27	81.48	14	7 - 7	8 - 9	2
New Hampshire	6	23 - 29	79.31	18	9 - 9	5 - 5	5
Maine	7	15 - 19	78.95	10	6 - 4	5 - 6	3
UAlbany	7	18 - 23	78.26	12	2 - 10	6 - 7	3
William & Mary	6	17 - 22	77.27	11	8 - 3	6 - 6	5
Villanova	7	18 - 24	75.00	15	11 - 4	3 - 3	3
Rhode Island	7	16 - 22	72.73	14	10 - 4	2 - 4	3
N.C. A&T	6	6 - 9	66.67	1	1 - 0	5 - 6	2
Delaware	6	13 - 22	59.09	12	6 - 6	1 - 3	4
Stony Brook	6	9 - 17	52.94	5	2 - 3	4 - 8	4



**2023-24 CAA Football
Extended Team Leaders
All games**

PENALTIES

Team	G	No.	Yards	Avg/G
Delaware	6	23	241	40.17
N.C. A&T	6	29	244	40.67
Villanova	7	37	290	41.43
Richmond	7	32	314	44.86
Elon	7	37	352	50.29
Maine	7	38	357	51
William & Mary	6	33	323	53.83
Stony Brook	6	41	328	54.67
Monmouth	6	41	332	55.33
UAlbany	7	43	393	56.14
Rhode Island	7	44	411	58.71
Hampton	6	43	363	60.5
Campbell	6	42	363	60.5
New Hampshire	6	46	444	74
Towson	6	53	486	81

RED ZONE DEFENSE

Team	G	Scores	Pct.	TDs	(R-P)	FGs	TurnO
William & Mary	6	10 - 14	71.43	6	3 - 3	4 - 5	2
Delaware	6	17 - 23	73.91	12	7 - 5	5 - 5	5
Maine	7	20 - 27	74.07	16	9 - 7	4 - 6	4
UAlbany	7	21 - 28	75.00	13	5 - 8	8 - 8	4
N.C. A&T	6	21 - 27	77.78	15	8 - 7	6 - 9	1
Villanova	7	15 - 19	78.95	10	6 - 4	5 - 6	2
Campbell	6	19 - 24	79.17	17	14 - 3	2 - 3	4
Richmond	7	20 - 25	80.00	12	8 - 4	8 - 9	4
Rhode Island	7	21 - 26	80.77	16	12 - 4	5 - 5	4
Stony Brook	6	20 - 24	83.33	15	11 - 4	5 - 7	2
New Hampshire	6	16 - 19	84.21	12	6 - 6	4 - 6	1
Elon	7	22 - 26	84.62	14	10 - 4	8 - 8	3
Towson	6	21 - 24	87.50	16	9 - 7	5 - 4	3
Hampton	6	21 - 24	87.50	17	10 - 7	4 - 4	2
Monmouth	6	18 - 18	100.00	16	9 - 7	2 - 2	1

OPPONENT PENALTIES

Team	G	No.	Yards	Avg/G
UAlbany	7	55	483	69
Rhode Island	7	46	467	66.71
Towson	6	38	381	63.5
Delaware	6	39	369	61.5
Maine	7	47	426	60.86
New Hampshire	6	39	362	60.33
Hampton	6	36	333	55.5
William & Mary	6	39	328	54.67
Richmond	7	41	343	49
Campbell	6	33	286	47.67
Elon	7	40	321	45.86
Stony Brook	6	27	275	45.83
Monmouth	6	31	265	44.17
N.C. A&T	6	26	253	42.17
Villanova	7	35	275	39.29



TIME OF POSSESSION

Team	G	Total possession	Avg/G
UAlbany	7	246:04	35:09
William & Mary	6	202:25	33:44
Monmouth	6	201:24	33:34
Villanova	7	229:49	32:50
New Hampshire	6	185:08	30:52
Elon	7	214:45	30:41
Hampton	6	179:12	29:52
Maine	7	207:29	29:38
Richmond	7	206:38	29:31
Rhode Island	7	204:36	29:14
Stony Brook	6	166:58	27:50
Towson	6	166:07	27:41
Delaware	6	163:05	27:11
N.C. A&T	6	153:17	25:33
Campbell	6	147:28	24:35



**2023-24 CAA Football
Individual Statistics
All games**

RUSHING (Minimum Games Played Pct. 75%, 10 Rushing Attempts/Game)

#	Player	G	Att.	Yds	Avg.	TD	Lg	Avg/g
1	Shirden, Jaden - MU	6	132	812	6.15	6	72	135.33
2	Yarns, Marcus - UD	6	71	605	8.52	7	66	100.83
3	Burris, Elijah - Hamp	6	65	567	8.72	2	93	94.50
4	Hampton, Jalen - Elon	7	115	594	5.17	5	49	84.86
5	Butts, Darran - Hamp	6	86	503	5.85	4	53	83.83
6	Imoh, Malachi - W&M	6	78	498	6.38	1	47	83.00
7	Laube, Dylan - UNH	6	105	484	4.61	6	31	80.67
8	Rogers, NaQuari - Campb	6	85	402	4.73	6	32	67.00
9	Barlee, DeeWil - VU	6	65	402	6.18	4	33	67.00
10	Christian, Kenji - NCA&T	6	60	381	6.35	2	35	63.50

PASSING AVG/GAME (Minimum Games Played Pct. 75%)

#	Player	G	Comp-att-int	Yds	TD	Avg/g
1	Brosmer, Max - UNH	6	153-249-2	1915	17	319.17
2	Hill, Kasim - URI	7	137-236-6	2037	15	291.00
3	Williams, Hajj-Malik - Campb	6	132-178-3	1667	13	277.83
4	McCray, Marquez - MU	6	119-188-3	1404	12	234.00
5	Robertson, Derek - Maine	7	133-212-7	1546	10	220.86
6	O'Connor, Ryan - UD	6	100-170-4	1299	12	216.50
7	Poffenbarger, Reese - ANY	7	127-228-5	1513	16	216.14
8	Case, Casey - SBU	6	106-196-8	1268	8	211.33
9	Kent, Nathan - Towson	6	111-193-5	1166	8	194.33
10	Watkins, Connor - VU	7	74-135-6	1263	8	180.43

PASS EFFICIENCY (Minimum Games Played Pct. 75%, 15 Total Passes/Game)

#	Player	G	Comp-att-int	Yds	TD	Eff.
1	Williams, Hajj-Malik - Campb	6	132-178-3	1667	13	173.56
2	Brosmer, Max - UNH	6	153-249-2	1915	17	146.97
3	Hill, Kasim - URI	7	137-236-6	2037	15	146.44
4	Watkins, Connor - VU	7	74-135-6	1263	8	144.07
5	McCray, Marquez - MU	6	119-188-3	1404	12	143.90
6	O'Connor, Ryan - UD	6	100-170-4	1299	12	141.60
7	Robertson, Derek - Maine	7	133-212-7	1546	10	132.95
8	Poffenbarger, Reese - ANY	7	127-228-5	1513	16	130.22
9	Downing, Matthew - Elon	6	65-110-4	739	7	129.25
10	Kent, Nathan - Towson	6	111-193-5	1166	8	116.76

RECEPTIONS/GAME (Minimum Games Played Pct. 75%)

#	Player	G	No.	Yds	TD	Lg	Yds/g	Rec/g
1	Miller, Dymere - MU	6	46	552	4	36	92.00	7.67
2	DeGennaro, Nick - UR	7	41	561	8	69	80.14	5.86
3	Laube, Dylan - UNH	6	30	418	4	80	69.67	5.00
4	Johnson, Anthony - SBU	6	30	436	2	68	72.67	5.00
5	Wilkins, VJ - Campb	6	30	314	4	40	52.33	5.00
6	Fitzgerald, Chaney - Campb	6	29	320	2	46	53.33	4.83
7	Summers, Kahtero - URI	7	30	588	4	70	84.00	4.29
8	Gillette, Joe - Maine	7	29	428	5	73	61.14	4.14
9	Savedge, Darius - URI	7	29	399	4	63	57.00	4.14
10	Kelsey, Jalen - Campb	6	24	429	2	70	71.50	4.00

TOTAL OFFENSE (Minimum Games Played Pct. 75%)

#	Player	G	Rush	Pass	Plays	Total	Yds/g
1	Brosmer, Max - UNH	6	75	1915	277	1990	331.67
2	Hill, Kasim - URI	7	43	2037	296	2080	297.14
3	Williams, Hajj-Malik - Campb	6	102	1667	224	1769	294.83
4	Kent, Nathan - Towson	6	203	1166	241	1369	228.17
5	McCray, Marquez - MU	6	-40	1404	216	1364	227.33
6	Poffenbarger, Reese - ANY	7	67	1513	293	1580	225.71
7	O'Connor, Ryan - UD	6	-23	1299	212	1276	212.67
8	Robertson, Derek - Maine	7	-64	1546	230	1482	211.71
9	Watkins, Connor - VU	7	210	1263	195	1473	210.43
10	Zellous, Chris - Hamp	6	336	925	218	1261	210.17

SCORING (Minimum Games Played Pct. 75%)

#	Player	G	TD	FG	XPT	2XP	Pts	Pts/g
1	Laube, Dylan - UNH	6	12	0	0	0	72	12.00
2	Ntoh, Sone - MU	6	10	0	0	0	60	10.00
3	Yarns, Marcus - UD	6	9	0	0	1	56	9.33
4	Mazzie, Nick - UNH	6	0	7	26	0	47	7.83
5	Bonoffski, Caden - W&M	6	0	11	12	0	45	7.50
6	Shirden, Jaden - MU	6	7	0	0	0	42	7.00
7	Zellous, Chris - Hamp	6	7	0	0	0	42	7.00
8	Opalko, John - ANY	7	0	9	21	0	48	6.86
9	DeGennaro, Nick - UR	7	8	0	0	0	48	6.86
10	Vaughan, Keegan - Towson	6	0	10	10	0	40	6.67

SCORING (TDs) (Minimum Games Played Pct. 75%, 1 Touchdowns)

#	Player	G	Run	Rec	Ret	Pts	Avg/g
1	Laube, Dylan - UNH	6	6	4	1	72	12.00
2	Ntoh, Sone - MU	6	10	0	0	60	10.00
3	Yarns, Marcus - UD	6	7	2	0	56	9.33
4	Shirden, Jaden - MU	6	6	1	0	42	7.00
5	Zellous, Chris - Hamp	6	7	0	0	42	7.00
6	DeGennaro, Nick - UR	7	0	8	0	48	6.86
7	Rogers, NaQuari - Campb	6	6	0	0	36	6.00
8	Matthews, Devin - Towson	6	5	0	0	32	5.33
9	Woodell, Griffin - ANY	7	2	4	0	36	5.14
10	Watkins, Connor - VU	7	6	0	0	36	5.14

SCORING (KICK) (Minimum Games Played Pct. 75%)

#	Player	G	PAT	FG	Pts	Avg/g
1	Mazzie, Nick - UNH	6	26-28	7-9	47	7.83
2	Bonoffski, Caden - W&M	6	12-12	11-12	45	7.50
3	Opalko, John - ANY	7	21-21	9-11	48	6.86
4	Vaughan, Keegan - Towson	6	10-11	10-12	40	6.67
5	Dowden, Caleb - Campb	6	28-30	3-6	37	6.17
6	Mercurio, Matthew - VU	7	26-26	5-5	41	5.86
7	Berkowitz, Jack - Elon	6	16-17	6-9	34	5.67
8	Groff, Ty - URI	7	27-28	4-7	39	5.57
9	Calton Jr, Michael - MU	6	24-28	3-6	33	5.50
10	Williams, Cody - Maine	7	18-18	6-9	36	5.14



2023-24 CAA Football
Individual Statistics
All games

RECEIVE YDS/GAME (Minimum Games Played Pct. 75%)

#	Player	G	No.	Yds	TD	Long	Avg/c	Yds/g
1	Miller, Dymere - MU	6	46	552	4	36	12.00	92.00
2	Summers, Kahtero - URI	7	30	588	4	70	19.60	84.00
3	DeGennaro, Nick - UR	7	41	561	8	69	13.68	80.14
4	Johnson, Anthony - SBU	6	30	436	2	68	14.53	72.67
5	Kelsey, Jalen - Campb	6	24	429	2	70	17.88	71.50
6	Laube, Dylan - UNH	6	30	418	4	80	13.93	69.67
7	Gillette, Joe - Maine	7	29	428	5	73	14.76	61.14
8	Sanchez, Jaylan - VU	7	16	425	3	68	26.56	60.71
9	Buchanan, Marquis - URI	7	24	413	3	73	17.21	59.00
10	Pringle, Rayjuon - VU	7	18	412	4	67	22.89	58.86

PUNT RETURN AVG (Minimum Games Played Pct. 75%)

#	Player	G	No.	Yds	TD	Long	Avg.
1	Thomason, Myles - UNH	6	1	61	0	61	61.00
2	Burti, Caden - ANY	7	1	16	0	16	16.00
3	Laube, Dylan - UNH	6	10	124	1	58	12.40

KICK RETURN AVG (Minimum Games Played Pct. 75%)

#	Player	G	No.	Yds	TD	Long	Avg.
1	Cooke, Taymon - NCA&T	6	9	350	2	94	38.89
2	Laube, Dylan - UNH	6	11	337	1	100	30.64
3	Carson, Shakhi - SBU	6	2	61	0	31	30.50

ALL PURPOSE (Minimum Games Played Pct. 75%)

#	Player	G	Rush	Rcv	PR	KR	Yds	Avg/g
1	Laube, Dylan - UNH	6	484	418	124	337	1363	227.17
2	Hunter, D'Ago - Towson	6	308	137	29	485	959	159.83
3	Shirden, Jaden - MU	6	812	86	0	0	898	149.67
4	Yarns, Marcus - UD	6	605	141	0	0	746	124.33
5	Ayo-Durojaiye, TD - VU	7	347	103	0	254	704	100.57
6	Wilkins, VJ - Campb	6	20	314	0	358	692	115.33
7	Imoh, Malachi - W&M	6	498	122	-3	33	650	108.33
8	Hampton, Jalen - Elon	7	594	30	0	0	624	89.14
9	Burris, Elijah - Hamp	6	567	30	0	15	612	102.00
10	Summers, Kahtero - URI	7	0	588	0	0	588	84.00

PUNTING (Minimum Games Played Pct. 75%, 3.6 Punts/Game)

#	Player	G	No.	Yds	Lg	120	50+	TB	Avg.
1	Cadogan, Aidan - Maine	7	30	1327	65	8	8	3	44.23
2	Romenick, Kyle - Elon	7	35	1533	61	12	8	3	43.80
3	Fondacaro, Nathan - VU	7	27	1173	57	3	8	4	43.44
4	Pastula, Tyler - ANY	7	35	1515	59	9	10	3	43.29
5	Trusler, Aaron - UR	7	38	1554	64	13	3	2	40.89
6	Brickhouse, Caleb - NCA&T	6	32	1295	60	10	4	1	40.47
7	Walter, Devin - URI	7	30	1157	55	7	2	3	38.57
8	Taylor, Clayton - SBU	6	34	1290	50	11	1	0	37.94
9	Lehane, Sean - UNH	6	23	862	53	10	3	2	37.48
10	Heaton, Tristan - Hamp	6	29	1054	53	5	1	2	36.34

FIELD GOALS (Minimum Games Played Pct. 75%)

#	Player	G	Made	Att.	Long	Pct.	Avg.
1	Bonoffski, Caden - W&M	6	11	12	48	91.67	1.83
2	Vaughan, Keegan - Towson	6	10	12	43	83.33	1.67
3	Opalko, John - ANY	7	9	11	46	81.82	1.29
4	Mazzie, Nick - UNH	6	7	9	47	77.78	1.17
5	Daffer, Owen - NCA&T	6	6	8	43	75.00	1.00
6	Berkowitz, Jack - Elon	6	6	9	43	66.67	1.00
7	Williams, Cody - Maine	7	6	9	48	66.67	0.86
8	Lopez, Andrew - UR	7	5	8	40	62.50	0.71
9	Mercurio, Matthew - VU	7	5	5	44	100.00	0.71

FIELD GOAL PCT (Minimum Games Played Pct. 75%)

#	Player	G	Made	Att.	Long	Pct.
1	Mercurio, Matthew - VU	7	5	5	44	100.00
2	Csehowski, Brian - Hamp	6	2	2	28	100.00
3	Bonoffski, Caden - W&M	6	11	12	48	91.67
4	Vaughan, Keegan - Towson	6	10	12	43	83.33
5	Opalko, John - ANY	7	9	11	46	81.82
6	Mazzie, Nick - UNH	6	7	9	47	77.78
7	Daffer, Owen - NCA&T	6	6	8	43	75.00
8	Berkowitz, Jack - Elon	6	6	9	43	66.67
9	Williams, Cody - Maine	7	6	9	48	66.67



**2023-24 CAA Football
Individual Statistics
All games**

PAT KICKING PCT (Minimum Games Played Pct. 75%)

#	Player	G	Made	Att.	Pct.
1	Csehoski, Brian - Hamp	6	8	8	100.00
2	Lopez, Andrew - UR	7	19	19	100.00
3	Mercurio, Matthew - VU	7	26	26	100.00
4	Williams, Cody - Maine	7	18	18	100.00
5	Schmoke, Alex - UD	6	17	17	100.00
6	Bonoffski, Caden - W&M	6	12	12	100.00
7	Opalko, John - ANY	7	21	21	100.00
8	Groff, Ty - URI	7	27	28	96.43
9	Berkowitz, Jack - Elon	6	16	17	94.12



**2023-24 CAA Football
Individual Statistics
All games**

TACKLES (All positions) (Minimum Games Played Pct. 75%)

#	Player	G	Pos	Solo	Ast	Total	Avg/g
1	Kelly, Dylan - ANY	7	LB	51	39	90	12.86
2	Turner, B.J. - NCA&T	6	LB	45	24	69	11.50
3	Townsel, Qwahsin - Hamp	6	LB	28	34	62	10.33
4	Wheeler, Tristan - UR	7	LB	37	34	71	10.14
5	Taylor, Jackson - UD	6	LB	23	36	59	9.83
6	Tillman, CJ - Campb	6	LB	27	27	54	9.00
7	Kaler, Aidan - SBU	6	LB	35	18	53	8.83
8	Jean-Charles, Ori - ANY	7	LB	37	22	59	8.43
9	Toscano, Ryan - UNH	6	LB	24	25	49	8.17
10	Curtain, Caleb - Elon	7	DB	35	20	55	7.86
11	Stewart, Evan - URI	7	LB	24	28	52	7.43
12	Gaffney, Monchovia - Campb	6	LB	16	26	42	7.00
13	Moran, Ryan - MU	6	LB	22	19	41	6.83
14	Eichman, Joe - UNH	6	S	23	18	41	6.83
15	Sanders, Bo - Elon	7	DB	29	18	47	6.71
16	Tyson, Brandon - Elon	7	LB	22	24	46	6.57
17	Cole, Avarion - NCA&T	6	LB	20	19	39	6.50
18	Jackson, Brent - URI	7	DB	23	22	45	6.43
19	Jarrell, Kevin - W&M	6	LB	25	13	38	6.33
20	Dennis, Ed - Campb	5	CB	18	13	31	6.20
21	Hartzell, Shane - VU	6	LB	26	11	37	6.17
22	Davis, Dorian - Towson	6	DB	25	12	37	6.17
23	Barnes, Marcus - W&M	6	DB	19	18	37	6.17
24	Patierno, Marco - Elon	7	LB	20	23	43	6.14
25	Terry, Xavier - Towson	6	DB	21	15	36	6.00
26	Harrington, D'Marcus - Campb	6	DB	20	16	36	6.00
27	Pena, A.J. - URI	7	LB	23	18	41	5.86
28	Stewart, Abdul - Maine	6	DB	17	18	35	5.83
29	Gay, Jamal - Towson	6	LB	15	20	35	5.83
30	Duffy, Isaac - ANY	6	DB	26	9	35	5.83
31	Colbert, Jordan - URI	7	DB	26	14	40	5.71
32	Lynn, Nate - W&M	6	DL	19	15	34	5.67
33	Joe-Kamara, Thomas - MU	6	DB	23	11	34	5.67
34	Stewart, Tyshawn - Maine	7	LB	18	21	39	5.57
35	Johnson, Remi - MU	6	LB	23	10	33	5.50
36	Bell, Brendan - VU	7	LB	28	10	38	5.43
37	Marshall, Xavier - Hamp	5	LB	16	11	27	5.40
38	Williams Jr., Ty - NCA&T	6	DB	18	14	32	5.33
39	Jones, Isaiah - W&M	6	LB	19	13	32	5.33
40	Gibbs, Syeed - URI	7	DB	24	13	37	5.29
41	Brown, Kahzir - Maine	7	LB	19	18	37	5.29
42	Banks, Aaron - UR	7	DB	28	9	37	5.29
43	Iseah, Joshua - NCA&T	6	LB	19	12	31	5.17
44	Ferrelli, Anthony - SBU	6	LB	17	14	31	5.17
45	Chimienti, Nick - SBU	6	DB	19	12	31	5.17
46	Smith, Makye - Towson	6	DL	18	13	31	5.17
47	Walker Jr., Larry - ANY	7	DB	25	11	36	5.14
48	Galloway, Wayne - UR	7	LB	18	17	35	5.00
49	Silver, Josiah - UNH	6	DE	16	14	30	5.00
50	Faulk, DeAndre - Hamp	5	LB	12	13	25	5.00

SACKS (Minimum Games Played Pct. 75%)

#	Player	G	Pos	Solo	Ast	Total	Avg/g
1	Lynn, Nate - W&M	6	DL	6	4	8	1.33
2	Juncaj, Anton - ANY	7	DE	9	0	9	1.29
3	Simon, AJ - ANY	7	DL	7	0	7	1.00
4	Pius, John - W&M	6	LB	4	4	6	1.00
5	Pena, A.J. - URI	7	LB	6	1	6.5	0.93
6	Pearson, Marvin - Elon	7	DL	4	1	4.5	0.64
7	Smith, Ernie - Towson	5	DL	3	0	3	0.60
8	Gibbs, Jesus - Towson	6	DL	2	3	3.5	0.58
9	Silver, Josiah - UNH	6	DE	3	1	3.5	0.58
10	McGowan, Chase - UD	6	DL	2	3	3.5	0.58
11	Hartzell, Shane - VU	6	LB	3	0	3	0.50
12	Barnett, Zander - UR	7	DL	3	1	3.5	0.50
13	Abraham, Daniel - VU	7	LB	3	0	3	0.43
14	Hoilette, Donovan - UR	7	LB	3	0	3	0.43
15	Nwaoko, Andy - SBU	6	DE	1	3	2.5	0.42
16	Hairston II, Anthony - NCA&T	6	LB	2	1	2.5	0.42
17	Hall, Jack - UD	6	DL	2	1	2.5	0.42
18	Zahid, Momen - W&M	5	DL	2	0	2	0.40
19	Curtain, Caleb - Elon	7	DB	2	1	2.5	0.36
20	Toscano, Ryan - UNH	6	LB	2	0	2	0.33

TACKLES FOR LOSS (Minimum Games Played Pct. 75%, 1.25 Total

Tackles For Loss/Game)

#	Player	G	Pos	Solo	Ast	Total	Avg/g
1	Juncaj, Anton - ANY	7	DE	13	2	14	2.00
2	Pius, John - W&M	6	LB	6	9	10.5	1.75
3	Lynn, Nate - W&M	6	DL	7	6	10	1.67
4	Pena, A.J. - URI	7	LB	9	5	11.5	1.64
5	Turner, B.J. - NCA&T	6	LB	8	2	9	1.50
6	Simon, AJ - ANY	7	DL	10	1	10.5	1.50
7	McGowan, Chase - UD	6	DL	6	5	8.5	1.42
8	Gibbs, Jesus - Towson	6	DL	6	4	8	1.33
9	Taylor, Jackson - UD	6	LB	5	5	7.5	1.25



2023-24 CAA Football
Individual Statistics
All games

FUMBLES FORCED (Minimum Games Played Pct. 75%)

#	Player	G	No.	Avg/g
1	Williams Jr., Ty - NCA&T	6	2	0.33
2	Robertson, Janorris - NCA&T	6	2	0.33
3	Lynn, Nate - W&M	6	2	0.33
4	Woods, Mason - Towson	6	2	0.33
5	Wright, Tyrese - MU	6	2	0.33
6	Juncaj, Anton - ANY	7	2	0.29
7	Matthews, Damon - Maine	7	2	0.29
8	Denis, Jaidyn - Elon	7	2	0.29
9	Louis, Marlem - UR	7	2	0.29
10	Jean-Charles, Ori - ANY	7	2	0.29

FUMBLES RECOVERED (Minimum Games Played Pct. 75%)

#	Player	G	No.	Avg/g
1	Kelly, Dylan - ANY	7	2	0.29
2	Holmes, Xavier - Maine	7	2	0.29
3	Seide, Isaac - UNH	5	1	0.20
4	Hunter, Keyshawn - UD	5	1	0.20
5	Obiang, Samuel - Towson	5	1	0.20
6	Mead, Caleb - UNH	6	1	0.17
7	Jones, Isaiah - W&M	6	1	0.17
8	Smith, Makye - Towson	6	1	0.17
9	Sumpter, Janaz - NCA&T	6	1	0.17
10	Herring, Tyron - UD	6	1	0.17

PASSES DEFENDED (Minimum Games Played Pct. 75%)

#	Player	G	Brup	Int.	Total	Avg/g
1	Hall, Aamir - ANY	7	10	3	13	1.86
2	Javier, Robert - Towson	6	5	3	8	1.33
3	Garner, Stanley - Hamp	5	4	2	6	1.20
4	Ware, Nic - UD	6	5	1	6	1.00
5	Mallay, Fredrick - URI	7	5	2	7	1.00
6	Marshall, Devon - VU	7	6	0	6	0.86
7	Brown, Kahzir - Maine	7	5	1	6	0.86
8	Gibbs, Syeed - URI	7	3	3	6	0.86
9	Denis, Jaidyn - Elon	7	4	2	6	0.86
10	Trinh, Ty - VU	7	5	1	6	0.86
11	Nicolas, Willensky - SBU	6	5	0	5	0.83
12	Poole, Ryan - W&M	6	4	1	5	0.83
13	Davis, Ty - UD	6	3	2	5	0.83
14	Eichman, Joe - UNH	6	3	2	5	0.83
15	Dennis, Ed - Campb	5	2	2	4	0.80
16	Peeples, Charles - Towson	5	4	0	4	0.80
17	Waxter, Isas - VU	7	4	1	5	0.71
18	Curtain, Caleb - Elon	7	3	2	5	0.71
19	Matthews, Damon - Maine	7	4	1	5	0.71
20	Villas, Alex - UD	6	4	0	4	0.67

INTERCEPTIONS (Minimum Games Played Pct. 75%)

#	Player	G	No.	Yds	TD	Long	Avg/g
1	Stewart, Abdul - Maine	6	3	55	0	55	0.50
2	Javier, Robert - Towson	6	3	25	0	25	0.50
3	Chimienti, Nick - SBU	6	3	25	0	22	0.50
4	Gibbs, Syeed - URI	7	3	31	0	31	0.43
5	Hall, Aamir - ANY	7	3	12	0	12	0.43
6	Dennis, Ed - Campb	5	2	44	0	44	0.40
7	Garner, Stanley - Hamp	5	2	13	0	13	0.40
8	Spencer, Malcolm - W&M	6	2	0	0	0	0.33
9	Eichman, Joe - UNH	6	2	10	0	6	0.33
10	Cole, Avarion - NCA&T	6	2	9	0	9	0.33



2023-24 CAA Football
Team Highs
All games

POINTS	61	Monmouth vs Hampton (10/14/2023)
POINTS SCORED KICKING	13	Villanova at N.C. A&T (10/07/2023)
	13	New Hampshire vs Towson (09/30/2023)
TOUCHDOWNS	9	Monmouth vs Hampton (10/14/2023)
TOTAL OFFENSE YARDS	619	Monmouth vs Lehigh (09/30/2023)
TOTAL OFFENSE PLAYS	85	Maine at FIU (09/02/2023)
TOTAL OFFENSE YARDS/PLAY	9.9	Monmouth vs Hampton (10/14/2023)
RUSHING YARDS	440	Villanova vs Elon (10/14/2023)
RUSHING ATTEMPTS	63	Villanova vs Elon (10/14/2023)
YARDS PER RUSH	10.7	Monmouth vs Hampton (10/14/2023)
RUSHING TDS	7	Monmouth vs Hampton (10/14/2023)
LONGEST RUSH	93	Hampton vs Howard (N) (09/16/2023)
PASSING YARDS	493	New Hampshire at Central Mich. (09/09/2023)
PASSING ATTEMPTS	59	New Hampshire at Delaware (09/23/2023)
PASSING TDS	6	Richmond vs Maine (10/07/2023)
LONGEST PASS	80	New Hampshire at Central Mich. (09/09/2023)
PASSES COMPLETED	34	New Hampshire at Delaware (09/23/2023)
HAD INTERCEPTED	4	Richmond at Stony Brook (09/23/2023)
PASS COMPLETION PCT	84.6	Campbell vs William & Mary (08/31/2023)
PASSING YARDS/ATTEMPT	28.2	Villanova vs Colgate (09/09/2023)
YARDS PER CATCH	38.8	Villanova vs Colgate (09/09/2023)
FIELD GOAL ATTEMPTS	4	New Hampshire vs Towson (09/30/2023)
	4	Towson at Morgan St. (09/16/2023)
FIELD GOALS MADE	3	Towson vs UAlbany (10/07/2023)
	3	Villanova at N.C. A&T (10/07/2023)
	3	New Hampshire vs Towson (09/30/2023)
	3	William & Mary vs Wofford (09/09/2023)
LONGEST FIELD GOAL	48	William & Mary at Virginia (10/07/2023)
	48	Maine at FIU (09/02/2023)



**2023-24 CAA Football
Team Highs
All games**

FIELD GOAL PCT	100.0	N.C. A&T at Delaware (10/14/2023)
	100.0	Hampton at Monmouth (10/14/2023)
	100.0	Richmond at Rhode Island (10/14/2023)
	100.0	New Hampshire vs UAlbany (10/14/2023)
	100.0	UAlbany at Towson (10/07/2023)
	100.0	Towson vs UAlbany (10/07/2023)
	100.0	Villanova at N.C. A&T (10/07/2023)
	100.0	Maine at Richmond (10/07/2023)
	100.0	William & Mary at Virginia (10/07/2023)
	100.0	Villanova at UAlbany (09/30/2023)
	100.0	UAlbany vs Villanova (09/30/2023)
	100.0	Towson at New Hampshire (09/30/2023)
	100.0	William & Mary at Elon (09/30/2023)
	100.0	New Hampshire at Delaware (09/23/2023)
	100.0	UAlbany at Morgan St. (09/23/2023)
	100.0	Campbell vs Elon (09/23/2023)
	100.0	Richmond at Stony Brook (09/23/2023)
	100.0	Stony Brook vs Richmond (09/23/2023)
	100.0	Monmouth at Lafayette (09/23/2023)
	100.0	Maine at William & Mary (09/23/2023)
	100.0	Rhode Island at Villanova (09/23/2023)
	100.0	N.C. A&T at Elon (09/16/2023)
	100.0	New Hampshire vs Dartmouth (09/16/2023)
	100.0	William & Mary at Charleston So. (09/16/2023)
	100.0	Richmond vs Delaware St. (09/16/2023)
	100.0	Monmouth vs Campbell (09/16/2023)
	100.0	Maine vs Rhode Island (09/15/2023)
	100.0	Rhode Island at Maine (09/15/2023)
	100.0	N.C. A&T vs N.C. Central (09/09/2023)
	100.0	William & Mary vs Wofford (09/09/2023)
	100.0	UAlbany at Hawaii (09/09/2023)
	100.0	Elon at Gardner-Webb (09/09/2023)
	100.0	Hampton vs Norfolk St. (09/09/2023)
	100.0	Towson vs Monmouth (09/09/2023)
	100.0	Towson at Maryland (09/02/2023)
	100.0	New Hampshire at Stonehill (09/02/2023)
	100.0	Villanova at Lehigh (09/02/2023)
	100.0	Campbell vs William & Mary (08/31/2023)
	100.0	Elon at Wake Forest (08/31/2023)
	100.0	UAlbany vs Fordham (08/26/2023)
PAT KICKS ATTEMPTED	9	Monmouth vs Hampton (10/14/2023)
PAT KICKS MADE	8	Maine vs Stony Brook (09/30/2023)
	8	Campbell at The Citadel (09/09/2023)



2023-24 CAA Football
Team Highs
All games

PAT KICKS PCT		
	100.0	Stony Brook vs Fordham (10/14/2023)
	100.0	Delaware vs N.C. A&T (10/14/2023)
	100.0	Villanova vs Elon (10/14/2023)
	100.0	Hampton at Monmouth (10/14/2023)
	100.0	Maine vs LIU (10/14/2023)
	100.0	Rhode Island vs Richmond (10/14/2023)
	100.0	UAlbany at New Hampshire (10/14/2023)
	100.0	Richmond at Rhode Island (10/14/2023)
	100.0	New Hampshire vs UAlbany (10/14/2023)
	100.0	UAlbany at Towson (10/07/2023)
	100.0	N.C. A&T vs Villanova (10/07/2023)
	100.0	Villanova at N.C. A&T (10/07/2023)
	100.0	Maine at Richmond (10/07/2023)
	100.0	Richmond vs Maine (10/07/2023)
	100.0	Delaware vs Duquesne (10/07/2023)
	100.0	Hampton vs Campbell (10/07/2023)
	100.0	Campbell at Hampton (10/07/2023)
	100.0	William & Mary at Virginia (10/07/2023)
	100.0	Rhode Island at Brown (10/07/2023)
	100.0	Villanova at UAlbany (09/30/2023)
	100.0	Maine vs Stony Brook (09/30/2023)
	100.0	Stony Brook at Maine (09/30/2023)
	100.0	UAlbany vs Villanova (09/30/2023)
	100.0	Hampton at Richmond (09/30/2023)
	100.0	Richmond vs Hampton (09/30/2023)
	100.0	N.C. A&T at Norfolk St. (09/30/2023)
	100.0	Elon vs William & Mary (09/30/2023)
	100.0	Rhode Island vs Bryant (09/30/2023)
	100.0	Monmouth vs Lehigh (09/30/2023)
	100.0	Elon at Campbell (09/23/2023)
	100.0	Delaware vs New Hampshire (09/23/2023)
	100.0	UAlbany at Morgan St. (09/23/2023)
	100.0	Towson vs Norfolk St. (09/23/2023)
	100.0	William & Mary vs Maine (09/23/2023)
	100.0	Richmond at Stony Brook (09/23/2023)
	100.0	Villanova vs Rhode Island (09/23/2023)
	100.0	Villanova at UCF (09/16/2023)
	100.0	Delaware vs Saint Francis (PA) (09/16/2023)
	100.0	Towson at Morgan St. (09/16/2023)
	100.0	Elon vs N.C. A&T (09/16/2023)
	100.0	Stony Brook at Arkansas St. (09/16/2023)
	100.0	New Hampshire vs Dartmouth (09/16/2023)
	100.0	William & Mary at Charleston So. (09/16/2023)
	100.0	Richmond vs Delaware St. (09/16/2023)
	100.0	Hampton vs Howard (N) (09/16/2023)
	100.0	Campbell at Monmouth (09/16/2023)
	100.0	Maine vs Rhode Island (09/15/2023)
	100.0	Rhode Island at Maine (09/15/2023)
	100.0	William & Mary vs Wofford (09/09/2023)
	100.0	UAlbany at Hawaii (09/09/2023)
	100.0	Elon at Gardner-Webb (09/09/2023)
	100.0	Villanova vs Colgate (09/09/2023)
	100.0	Monmouth at Towson (09/09/2023)
	100.0	Towson vs Monmouth (09/09/2023)
	100.0	Richmond at Michigan St. (09/09/2023)
	100.0	Campbell at The Citadel (09/09/2023)



**2023-24 CAA Football
Team Highs
All games**

2 POINTS PATS MADE	1	Towson vs UAlbany (10/07/2023)
	1	Delaware vs Duquesne (10/07/2023)
	1	New Hampshire vs Towson (09/30/2023)
	1	Towson at New Hampshire (09/30/2023)
	1	Delaware vs New Hampshire (09/23/2023)
	1	Campbell vs Elon (09/23/2023)
	1	Monmouth at Lafayette (09/23/2023)
	1	Monmouth vs Campbell (09/16/2023)
PUNTS	9	Villanova at UCF (09/16/2023)
LONGEST PUNT	69	Monmouth at Lafayette (09/23/2023)
YARDS PUNTED	326	Richmond vs Hampton (09/30/2023)
PUNTING AVG	52.3	Monmouth at Lafayette (09/23/2023)
PUNT RETURNS	5	William & Mary vs Maine (09/23/2023)
PUNT RETURN YARDS	119	New Hampshire at Stonehill (09/02/2023)
PUNT RETURN AVG	59.5	New Hampshire at Stonehill (09/02/2023)
LONGEST PUNT RETURN	61	New Hampshire at Stonehill (09/02/2023)
KICK RETURN	8	Stony Brook at Maine (09/30/2023)
	8	Towson at New Hampshire (09/30/2023)
	8	Maine at North Dakota St. (09/09/2023)
KICK RETURN YARDS	181	Stony Brook at Maine (09/30/2023)
KICK RETURN AVERAGE	47.0	New Hampshire at Delaware (09/23/2023)
LONGEST KICK RETURN	100	New Hampshire at Delaware (09/23/2023)
KICK RETURN TDS	1	Monmouth vs Hampton (10/14/2023)
	1	N.C. A&T vs Villanova (10/07/2023)
	1	Rhode Island at Brown (10/07/2023)
	1	New Hampshire at Delaware (09/23/2023)
	1	N.C. A&T vs N.C. Central (09/09/2023)
INTERCEPTIONS	4	Stony Brook vs Richmond (09/23/2023)
INTERCEPTION RETURN YARDS	91	Stony Brook vs Richmond (09/23/2023)
INTERCEPTION RETURN AVERAGE	81.0	Villanova vs Rhode Island (09/23/2023)
LONGEST INTERCEPTION RETURN	81	Villanova vs Rhode Island (09/23/2023)
	81	Richmond vs Delaware St. (09/16/2023)
INTERCEPTION RETURN TDS	1	Monmouth vs Lehigh (09/30/2023)
	1	Stony Brook vs Richmond (09/23/2023)
	1	Delaware vs Saint Francis (PA) (09/16/2023)
	1	Richmond vs Delaware St. (09/16/2023)
	1	UAlbany at Hawaii (09/09/2023)
	1	Delaware at Stony Brook (08/31/2023)
	1	Elon at Wake Forest (08/31/2023)
FUMBLES LOST	3	N.C. A&T at Delaware (10/14/2023)
	3	Villanova at UAlbany (09/30/2023)
	3	UAlbany at Morgan St. (09/23/2023)
	3	Richmond vs Morgan St. (09/02/2023)
FUMBLES RECOVERED	3	Delaware vs N.C. A&T (10/14/2023)
	3	UAlbany vs Villanova (09/30/2023)
SACKED BY OPP	8	Elon vs N.C. Central (10/07/2023)
	8	Villanova at UAlbany (09/30/2023)
QB SACKS	6	Towson at Maryland (09/02/2023)
	6	UAlbany vs Fordham (08/26/2023)
TURNOVERS COMMITTED	5	Villanova at UAlbany (09/30/2023)
	5	Richmond at Stony Brook (09/23/2023)
TURNOVERS CAUSED	5	UAlbany vs Villanova (09/30/2023)
	5	Stony Brook vs Richmond (09/23/2023)
KICKS BLOCKED	3	Towson at New Hampshire (09/30/2023)
FIRST DOWNS	14	Maine vs Stony Brook (09/30/2023)



**2023-24 CAA Football
Team Highs
All games**

1ST DOWN RUSHING	22	Villanova vs Elon (10/14/2023)
1ST DOWN PASSING	21	New Hampshire at Delaware (09/23/2023)
1ST DOWN BY PENALTY	5	Delaware vs Duquesne (10/07/2023)
	5	Maine at FIU (09/02/2023)
PENALTIES	15	New Hampshire at Stonehill (09/02/2023)
PENALTIES YARDS	123	Towson at New Hampshire (09/30/2023)



**2023-24 CAA Football
Conference Individual Game Highs
All games**

INDIVIDUAL PLAYER GAME HIGHS

Points scored	
24	Jaden Shirden (Monmouth) vs Hampton (10/14/2023)
24	Jalen Hampton (Elon) at Campbell (09/23/2023)
Touchdowns	
4	Jaden Shirden (Monmouth) vs Hampton (10/14/2023)
4	Jalen Hampton (Elon) at Campbell (09/23/2023)
TD responsibility	
6	Camden Coleman (Richmond) vs Maine (10/07/2023) [0r,6p]
Points scored kicking	
13	Matthew Mercurio (Villanova) at N.C. A&T (10/07/2023) [3fg,4pat]
13	Nick Mazzie (New Hampshire) vs Towson (09/30/2023) [3fg,4pat]
Total offense yards	
486	Max Brosmer (New Hampshire) at Central Mich. (09/09/2023) [-7r,493p]
425	Kasim Hill (Rhode Island) at Georgia St. (08/31/2023) [17r,408p]
Total offense plays	
69	Kasim Hill (Rhode Island) vs Richmond (10/14/2023) [19r,50p]
63	Max Brosmer (New Hampshire) at Delaware (09/23/2023) [5r,58p]
Total offense yards/play	
53	Devin Farrell (Rhode Island) vs Bryant (09/30/2023) [53-1]
35	Kyle Romenick (Elon) vs N.C. A&T (09/16/2023) [35-1]
35	Josh Johnson (Elon) at Gardner-Webb (09/09/2023) [35-1]
Rushing yards	
276	Jaden Shirden (Monmouth) vs Hampton (10/14/2023)
180	Dylan Laube (New Hampshire) vs Dartmouth (09/16/2023)
Rushing attempts	
33	Jalen Hampton (Elon) at Campbell (09/23/2023)
33	Dylan Laube (New Hampshire) vs Dartmouth (09/16/2023)
33	Jaden Shirden (Monmouth) at Towson (09/09/2023)
Yards per rush	
35	Josh Johnson (Elon) at Gardner-Webb (09/09/2023) [35-1]
30	Trevin Ewing (Maine) vs Stony Brook (09/30/2023) [30-1]
30	Christian Da-Silva (Elon) at Campbell (09/23/2023) [30-1]
Rushing TDs	
4	Jaden Shirden (Monmouth) vs Hampton (10/14/2023)
4	Jalen Hampton (Elon) at Campbell (09/23/2023)
Longest rush	
93	Elijah Burriss (Hampton) vs Howard (N) (09/16/2023)
92	Sone Ntoah (Monmouth) vs Lehigh (09/30/2023)
Passing yards	
493	Max Brosmer (New Hampshire) at Central Mich. (09/09/2023)
408	Kasim Hill (Rhode Island) at Georgia St. (08/31/2023)
Passing attempts	
58	Max Brosmer (New Hampshire) at Delaware (09/23/2023)
51	Max Brosmer (New Hampshire) at Central Mich. (09/09/2023)
Passing TDs	
6	Camden Coleman (Richmond) vs Maine (10/07/2023)
5	Hajj-Malik Williams (Campbell) at N.C. Central (09/30/2023)
5	Derek Robertson (Maine) vs Stony Brook (09/30/2023)
5	Nathan Kent (Towson) at New Hampshire (09/30/2023)
5	Max Brosmer (New Hampshire) at Stonehill (09/02/2023)
Longest pass	
80	Max Brosmer (New Hampshire) at Central Mich. (09/09/2023)



**2023-24 CAA Football
Conference Individual Game Highs
All games**

76	Matthew Downing (Elon) vs William & Mary (09/30/2023)
Passes completed	
34	Max Brosmer (New Hampshire) at Delaware (09/23/2023)
33	Hajj-Malik Williams (Campbell) vs Elon (09/23/2023)
Had intercepted	
3	Jackson Hardy (Richmond) at Stony Brook (09/23/2023)
3	Derek Robertson (Maine) at North Dakota St. (09/09/2023)
3	Casey Case (Stony Brook) vs Delaware (08/31/2023)
Pass completion pct	
100	Enzo Arjona (Monmouth) vs Hampton (10/14/2023) [1-1]
100	Montigo Moss (Maine) at Richmond (10/07/2023) [1-1]
100	Savon Smith (Richmond) vs Maine (10/07/2023) [1-1]
100	Ayden Pereira (Maine) vs Stony Brook (09/30/2023) [1-1]
100	Devin Farrell (Rhode Island) vs Bryant (09/30/2023) [1-1]
100	Devin Farrell (Rhode Island) at Villanova (09/23/2023) [1-1]
100	Tanner Maddocks (Villanova) vs Rhode Island (09/23/2023) [1-1]
100	Kyle Romenick (Elon) vs N.C. A&T (09/16/2023) [1-1]
100	Hollis Mathis (William & Mary) at Charleston So. (09/16/2023) [1-1]
100	Trey Lindsey (UAlbany) at Hawaii (09/09/2023) [1-1]
100	Jackson Hardy (Richmond) at Michigan St. (09/09/2023) [2-2]
Pass yards/attempt	
53	Devin Farrell (Rhode Island) vs Bryant (09/30/2023) [53-1]
35	Kyle Romenick (Elon) vs N.C. A&T (09/16/2023) [35-1]
Pass yards/catch	
53	Devin Farrell (Rhode Island) vs Bryant (09/30/2023) [53-1]
38.8	Connor Watkins (Villanova) vs Colgate (09/09/2023) [310-8]
Receiving yards	
295	Dylan Laube (New Hampshire) at Central Mich. (09/09/2023)
172	Jalen Kelsey (Campbell) at N.C. Central (09/30/2023)
Receptions	
12	Dylan Laube (New Hampshire) at Central Mich. (09/09/2023)
10	VJ Wilkins (Campbell) vs Elon (09/23/2023)
10	Dymere Miller (Monmouth) at Lafayette (09/23/2023)
10	Dymere Miller (Monmouth) at Fla. Atlantic (09/02/2023)
Yards per catch	
262	Dylan Laube (New Hampshire) at Central Mich. (09/09/2023) [12-295]
95	VJ Wilkins (Campbell) vs Elon (09/23/2023) [10-114]
95	Jaylan Sanchez (Villanova) vs Colgate (09/09/2023) [2-128]
Receiving TDs	
3	Nick DeGennaro (Richmond) vs Maine (10/07/2023)
3	Joe Gillette (Maine) at Richmond (10/07/2023)
Longest reception	
80	Dylan Laube (New Hampshire) at Central Mich. (09/09/2023)
76	Chandler Brayboy (Elon) vs William & Mary (09/30/2023)
Field goal attempts	
4	Nick Mazzie (New Hampshire) vs Towson (09/30/2023)
4	Keegan Vaughan (Towson) at Morgan St. (09/16/2023)
Field goals made	
3	Matthew Mercurio (Villanova) at N.C. A&T (10/07/2023)
3	Keegan Vaughan (Towson) vs UAlbany (10/07/2023)
3	Nick Mazzie (New Hampshire) vs Towson (09/30/2023)
3	Caden Bonoffski (William & Mary) vs Wofford (09/09/2023)
Longest field goal	
48	Caden Bonoffski (William & Mary) at Virginia (10/07/2023)
48	Cody Williams (Maine) at FIU (09/02/2023)



**2023-24 CAA Football
Conference Individual Game Highs
All games**

Field goal pct	
100	Owen Daffer (N.C. A&T) at Delaware (10/14/2023) [2-2]
100	Brian Csehowski (Hampton) at Monmouth (10/14/2023) [1-1]
100	Nick Mazzie (New Hampshire) vs UAlbany (10/14/2023) [1-1]
100	Andrew Lopez (Richmond) at Rhode Island (10/14/2023) [1-1]
100	Keegan Vaughan (Towson) vs UAlbany (10/07/2023) [3-3]
100	John Opalko (UAlbany) at Towson (10/07/2023) [1-1]
100	Matthew Mercurio (Villanova) at N.C. A&T (10/07/2023) [3-3]
100	Cody Williams (Maine) at Richmond (10/07/2023) [1-1]
100	Caden Bonoffski (William & Mary) at Virginia (10/07/2023) [2-2]
100	Matthew Mercurio (Villanova) at UAlbany (09/30/2023) [1-1]
100	John Opalko (UAlbany) vs Villanova (09/30/2023) [1-1]
100	Keegan Vaughan (Towson) at New Hampshire (09/30/2023) [2-2]
100	Brian Csehowski (Hampton) at Richmond (09/30/2023) [1-1]
100	Caden Bonoffski (William & Mary) at Elon (09/30/2023) [2-2]
100	Caleb Dowden (Campbell) vs Elon (09/23/2023) [1-1]
100	John Opalko (UAlbany) at Morgan St. (09/23/2023) [1-1]
100	Nick Mazzie (New Hampshire) at Delaware (09/23/2023) [1-1]
100	Michael Calton Jr (Monmouth) at Lafayette (09/23/2023) [2-2]
100	Spencer Biscoe (Stony Brook) vs Richmond (09/23/2023) [2-2]
100	Andrew Lopez (Richmond) at Stony Brook (09/23/2023) [2-2]
100	Cody Williams (Maine) at William & Mary (09/23/2023) [1-1]
100	Ty Groff (Rhode Island) at Villanova (09/23/2023) [1-1]
100	Nick Mazzie (New Hampshire) vs Dartmouth (09/16/2023) [1-1]
100	Owen Daffer (N.C. A&T) at Elon (09/16/2023) [1-1]
100	Caden Bonoffski (William & Mary) at Charleston So. (09/16/2023) [2-2]
100	Andrew Lopez (Richmond) vs Delaware St. (09/16/2023) [1-1]
100	Michael Calton Jr (Monmouth) vs Campbell (09/16/2023) [1-1]
100	Ty Groff (Rhode Island) at Maine (09/15/2023) [2-2]
100	Cody Williams (Maine) vs Rhode Island (09/15/2023) [1-1]
100	Owen Daffer (N.C. A&T) vs N.C. Central (09/09/2023) [1-1]
100	Jack Berkowitz (Elon) at Gardner-Webb (09/09/2023) [2-2]
100	John Opalko (UAlbany) at Hawaii (09/09/2023) [2-2]
100	Caden Bonoffski (William & Mary) vs Wofford (09/09/2023) [3-3]
100	Keegan Vaughan (Towson) vs Monmouth (09/09/2023) [1-1]
100	Tristan Heaton (Hampton) vs Norfolk St. (09/09/2023) [1-1]
100	Keegan Vaughan (Towson) at Maryland (09/02/2023) [2-2]
100	Nick Mazzie (New Hampshire) at Stonehill (09/02/2023) [1-1]
100	Matthew Mercurio (Villanova) at Lehigh (09/02/2023) [1-1]
100	Jack Berkowitz (Elon) at Wake Forest (08/31/2023) [1-1]
100	Caleb Dowden (Campbell) vs William & Mary (08/31/2023) [1-1]
100	John Opalko (UAlbany) vs Fordham (08/26/2023) [2-2]
PAT kicks attempted	
9	Michael Calton Jr (Monmouth) vs Hampton (10/14/2023)
PAT kicks made	
8	Cody Williams (Maine) vs Stony Brook (09/30/2023)
8	Caleb Dowden (Campbell) at The Citadel (09/09/2023)
PAT kicks pct	
100	Spencer Biscoe (Stony Brook) vs Fordham (10/14/2023) [1-1]
100	Alex Schmoke (Delaware) vs N.C. A&T (10/14/2023) [2-2]
100	Nate Reed (Delaware) vs N.C. A&T (10/14/2023) [1-1]
100	Tristan Heaton (Hampton) at Monmouth (10/14/2023) [1-1]
100	Cody Williams (Maine) vs LIU (10/14/2023) [3-3]
100	Matthew Mercurio (Villanova) vs Elon (10/14/2023) [3-3]
100	Andrew Lopez (Richmond) at Rhode Island (10/14/2023) [3-3]
100	Nick Mazzie (New Hampshire) vs UAlbany (10/14/2023) [5-5]



2023-24 CAA Football
Conference Individual Game Highs
All games

100 Ty Groff (Rhode Island) vs Richmond (10/14/2023) [2-2]
100 John Opalko (UAlbany) at New Hampshire (10/14/2023) [4-4]
100 John Opalko (UAlbany) at Towson (10/07/2023) [3-3]
100 Matthew Mercurio (Villanova) at N.C. A&T (10/07/2023) [4-4]
100 Owen Daffer (N.C. A&T) vs Villanova (10/07/2023) [2-2]
100 Andrew Lopez (Richmond) vs Maine (10/07/2023) [6-6]
100 Cody Williams (Maine) at Richmond (10/07/2023) [4-4]
100 Alex Schmoke (Delaware) vs Duquesne (10/07/2023) [5-5]
100 Brian Csehowski (Hampton) vs Campbell (10/07/2023) [3-3]
100 Caleb Dowden (Campbell) at Hampton (10/07/2023) [4-4]
100 Ty Groff (Rhode Island) at Brown (10/07/2023) [4-4]
100 Caden Bonoffski (William & Mary) at Virginia (10/07/2023) [1-1]
100 Spencer Biscoe (Stony Brook) at Maine (09/30/2023) [4-4]
100 Cody Williams (Maine) vs Stony Brook (09/30/2023) [8-8]
100 Matthew Mercurio (Villanova) at UAlbany (09/30/2023) [1-1]
100 John Opalko (UAlbany) vs Villanova (09/30/2023) [4-4]
100 Brian Csehowski (Hampton) at Richmond (09/30/2023) [3-3]
100 Tristan Heaton (Hampton) at Richmond (09/30/2023) [1-1]
100 Jack Berkowitz (Elon) vs William & Mary (09/30/2023) [2-2]
100 Owen Daffer (N.C. A&T) at Norfolk St. (09/30/2023) [4-4]
100 Andrew Lopez (Richmond) vs Hampton (09/30/2023) [2-2]
100 Ty Groff (Rhode Island) vs Bryant (09/30/2023) [7-7]
100 Michael Calton Jr (Monmouth) vs Lehigh (09/30/2023) [7-7]
100 John Opalko (UAlbany) at Morgan St. (09/23/2023) [2-2]
100 Alex Schmoke (Delaware) vs New Hampshire (09/23/2023) [3-3]
100 Jack Berkowitz (Elon) at Campbell (09/23/2023) [4-4]
100 Keegan Vaughan (Towson) vs Norfolk St. (09/23/2023) [2-2]
100 Caden Bonoffski (William & Mary) vs Maine (09/23/2023) [4-4]
100 Andrew Lopez (Richmond) at Stony Brook (09/23/2023) [2-2]
100 Matthew Mercurio (Villanova) vs Rhode Island (09/23/2023) [5-5]
100 Matthew Mercurio (Villanova) at UCF (09/16/2023) [2-2]
100 Keegan Vaughan (Towson) at Morgan St. (09/16/2023) [2-2]
100 Alex Schmoke (Delaware) vs Saint Francis (PA) (09/16/2023) [6-6]
100 Nick Mazzie (New Hampshire) vs Dartmouth (09/16/2023) [3-3]
100 Enda Kirby (Stony Brook) at Arkansas St. (09/16/2023) [1-1]
100 Jack Berkowitz (Elon) vs N.C. A&T (09/16/2023) [3-3]
100 Caden Bonoffski (William & Mary) at Charleston So. (09/16/2023) [1-1]
100 Tristan Heaton (Hampton) vs Howard (N) (09/16/2023) [5-5]
100 Andrew Lopez (Richmond) vs Delaware St. (09/16/2023) [5-5]
100 Caleb Dowden (Campbell) at Monmouth (09/16/2023) [6-6]
100 Ty Groff (Rhode Island) at Maine (09/15/2023) [4-4]
100 Cody Williams (Maine) vs Rhode Island (09/15/2023) [2-2]
100 Michael Calton Jr (Monmouth) at Towson (09/09/2023) [6-6]
100 Jack Berkowitz (Elon) at Gardner-Webb (09/09/2023) [3-3]
100 John Opalko (UAlbany) at Hawaii (09/09/2023) [2-2]
100 Caden Bonoffski (William & Mary) vs Wofford (09/09/2023) [2-2]
100 Matthew Mercurio (Villanova) vs Colgate (09/09/2023) [6-6]
100 Keegan Vaughan (Towson) vs Monmouth (09/09/2023) [2-2]
100 Brian Csehowski (Hampton) vs Norfolk St. (09/09/2023) [2-2]
100 Jayden Alsheskie (Richmond) at Michigan St. (09/09/2023) [2-2]
100 Caleb Dowden (Campbell) at The Citadel (09/09/2023) [8-8]
100 Cody Williams (Maine) at North Dakota St. (09/09/2023) [1-1]
100 Nick Mazzie (New Hampshire) at Central Mich. (09/09/2023) [6-6]
100 Alex Schmoke (Delaware) at Penn St. (09/09/2023) [1-1]
100 Spencer Biscoe (Stony Brook) at Rhode Island (09/08/2023) [2-2]
100 Ty Groff (Rhode Island) vs Stony Brook (09/08/2023) [5-5]
100 Andrew Lopez (Richmond) vs Morgan St. (09/02/2023) [1-1]



**2023-24 CAA Football
Conference Individual Game Highs
All games**

100	John Opalko (UAlbany) at Marshall (09/02/2023) [2-2]
100	Tristan Heaton (Hampton) vs Grambling (N) (09/02/2023) [5-5]
100	Nick Mazzie (New Hampshire) at Stonehill (09/02/2023) [6-6]
100	Matthew Mercurio (Villanova) at Lehigh (09/02/2023) [5-5]
100	Jack Berkowitz (Elon) at Wake Forest (08/31/2023) [2-2]
100	Ty Groff (Rhode Island) at Georgia St. (08/31/2023) [5-5]
100	Caden Bonoffski (William & Mary) at Campbell (08/31/2023) [4-4]
100	Caleb Dowden (Campbell) vs William & Mary (08/31/2023) [3-3]
100	Spencer Biscoe (Stony Brook) vs Delaware (08/31/2023) [1-1]
100	John Opalko (UAlbany) vs Fordham (08/26/2023) [4-4]
Punts	
9	Nathan Fondacaro (Villanova) at UCF (09/16/2023)
8	Aaron Trusler (Richmond) vs Hampton (09/30/2023)
8	Kyle Romenick (Elon) at Wake Forest (08/31/2023)
Yards punted	
326	Aaron Trusler (Richmond) vs Hampton (09/30/2023) [8-326]
317	Nathan Fondacaro (Villanova) at UCF (09/16/2023) [9-317]
317	Clayton Taylor (Stony Brook) at Rhode Island (09/08/2023) [7-317]
Longest punt	
69	Luke Schabel (Monmouth) at Lafayette (09/23/2023)
Punting avg	
52.3	Luke Schabel (Monmouth) at Lafayette (09/23/2023) [157-3]
Punt returns	
5	Jalen Jones (William & Mary) vs Maine (09/23/2023)
3	Dylan Laube (New Hampshire) vs UAlbany (10/14/2023)
3	Gabe Sloat (Rhode Island) at Brown (10/07/2023)
3	Bo Sanders (Elon) vs N.C. A&T (09/16/2023)
3	Dylan Laube (New Hampshire) vs Dartmouth (09/16/2023)
3	Gabe Sloat (Rhode Island) at Maine (09/15/2023)
3	Hollis Mathis (William & Mary) vs Wofford (09/09/2023)
3	Bo Sanders (Elon) at Gardner-Webb (09/09/2023)
3	Gabe Sloat (Rhode Island) vs Stony Brook (09/08/2023)
3	Malachi Imoh (William & Mary) at Campbell (08/31/2023)
3	Jackson Parker (UAlbany) vs Fordham (08/26/2023)
Punt return yards	
61	Myles Thomason (New Hampshire) at Stonehill (09/02/2023)
58	Dylan Laube (New Hampshire) at Stonehill (09/02/2023)
Longest punt return	
61	Myles Thomason (New Hampshire) at Stonehill (09/02/2023)
58	Dylan Laube (New Hampshire) at Stonehill (09/02/2023)
Punt return avg	
61	Myles Thomason (New Hampshire) at Stonehill (09/02/2023) [61-1]
58	Dylan Laube (New Hampshire) at Stonehill (09/02/2023) [58-1]
Kick returns	
7	D'Ago Hunter (Towson) at New Hampshire (09/30/2023)
7	Rohan Jones (Maine) at North Dakota St. (09/09/2023)
Kick return yards	
154	Rohan Jones (Maine) at North Dakota St. (09/09/2023)
137	D'Ago Hunter (Towson) at New Hampshire (09/30/2023)
Kick return avg	
64	Dylan Laube (New Hampshire) at Delaware (09/23/2023) [128-2]
60.5	Taymon Cooke (N.C. A&T) vs Villanova (10/07/2023) [121-2]
Longest kick return	
100	Dylan Laube (New Hampshire) at Delaware (09/23/2023)
95	Randy Jordan (Rhode Island) at Brown (10/07/2023)



**2023-24 CAA Football
Conference Individual Game Highs
All games**

Kick return TDs	
1	TJ Speight (Monmouth) vs Hampton (10/14/2023)
1	Taymon Cooke (N.C. A&T) vs Villanova (10/07/2023)
1	Randy Jordan (Rhode Island) at Brown (10/07/2023)
1	Dylan Laube (New Hampshire) at Delaware (09/23/2023)
1	Taymon Cooke (N.C. A&T) vs N.C. Central (09/09/2023)
Combined PR/KR yards	
159	Dylan Laube (New Hampshire) vs Towson (09/30/2023) [29pr,130kr]
154	Rohan Jones (Maine) at North Dakota St. (09/09/2023) [0pr,154kr]
Interceptions	
2	Ed Dennis (Campbell) at Hampton (10/07/2023)
2	Syeed Gibbs (Rhode Island) at Brown (10/07/2023)
2	Stanley Garner (Hampton) at Richmond (09/30/2023)
2	Robert Javier (Towson) at Morgan St. (09/16/2023)
2	Nick Chimienti (Stony Brook) vs Delaware (08/31/2023)
Interception return yds	
81	Jalen Goodman (Villanova) vs Rhode Island (09/23/2023)
81	Wayne Galloway (Richmond) vs Delaware St. (09/16/2023)
Interception return avg	
81	Jalen Goodman (Villanova) vs Rhode Island (09/23/2023) [81-1]
81	Wayne Galloway (Richmond) vs Delaware St. (09/16/2023) [81-1]
Longest interception rtn	
81	Jalen Goodman (Villanova) vs Rhode Island (09/23/2023)
81	Wayne Galloway (Richmond) vs Delaware St. (09/16/2023)
All-purpose yards	
371	Dylan Laube (New Hampshire) at Central Mich. (09/09/2023)
324	D'Ago Hunter (Towson) at New Hampshire (09/30/2023)
Tackles	
23	Dylan Kelly (UAlbany) at Towson (10/07/2023) [9-14]
Sacks	
4	Anton Juncaj (UAlbany) vs Fordham (08/26/2023) [0-4]
3	Jeremiah Grant (Richmond) at Rhode Island (10/14/2023) [0-3]
3	Josiah Silver (New Hampshire) vs UAlbany (10/14/2023) [0-3]
3	AJ Simon (UAlbany) vs Villanova (09/30/2023) [0-3]
3	AJ Simon (UAlbany) vs Fordham (08/26/2023) [0-3]
Tackles for loss	
4	Jackson Taylor (Delaware) vs N.C. A&T (10/14/2023) [3-2]
4	AJ Simon (UAlbany) vs Villanova (09/30/2023) [4-0]
4	Anton Juncaj (UAlbany) vs Fordham (08/26/2023) [4-0]



**2023-24 CAA Football
Conference Individual Game Highs
All games**

200-Yard Rushing Performances	
276	Jaden Shirden (Monmouth) vs Hampton (10/14/2023)
100-Yard Rushing Performances	
276	Jaden Shirden (Monmouth) vs Hampton (10/14/2023)
180	Dylan Laube (New Hampshire) vs Dartmouth (09/16/2023)
169	Jalen Hampton (Elon) at Campbell (09/23/2023)
165	Jaden Shirden (Monmouth) vs Campbell (09/16/2023)
163	Bronson Yoder (William & Mary) vs Maine (09/23/2023)
153	Jalen Hampton (Elon) vs N.C. A&T (09/16/2023)
152	NaQuari Rogers (Campbell) at Monmouth (09/16/2023)
145	Jaden Shirden (Monmouth) at Towson (09/09/2023)
144	Kyron Cumby (Delaware) vs N.C. A&T (10/14/2023)
144	Jalen Jackson (Villanova) at Lehigh (09/02/2023)
139	Marcus Yarns (Delaware) vs Saint Francis (PA) (09/16/2023)
137	Elijah Burris (Hampton) vs Norfolk St. (09/09/2023)
136	Elijah Burris (Hampton) vs Howard (N) (09/16/2023)
132	Malachi Imoh (William & Mary) at Elon (09/30/2023)
126	Marcus Yarns (Delaware) vs N.C. A&T (10/14/2023)
126	Isaiah Ragland (Villanova) vs Elon (10/14/2023)
125	Connor Watkins (Villanova) vs Elon (10/14/2023)
124	Darran Butts (Hampton) vs Campbell (10/07/2023)
124	Bronson Yoder (William & Mary) at Campbell (08/31/2023)
121	Ja'Den McKenzie (Rhode Island) at Maine (09/15/2023)
119	Jaden Shirden (Monmouth) vs Lehigh (09/30/2023)
118	Kenji Christian (N.C. A&T) at Norfolk St. (09/30/2023)
116	Devin Matthews (Towson) at New Hampshire (09/30/2023)
116	D'Ago Hunter (Towson) at New Hampshire (09/30/2023)
115	Elijah Burris (Hampton) at Richmond (09/30/2023)
115	Kevin White (N.C. A&T) at Norfolk St. (09/30/2023)
114	Chris Zellous (Hampton) vs Grambling (N) (09/02/2023)
113	Elijah Burris (Hampton) vs Campbell (10/07/2023)
113	Connor Watkins (Villanova) vs Rhode Island (09/23/2023)
111	Ja'Den McKenzie (Rhode Island) at Brown (10/07/2023)
110	Sone Ntoh (Monmouth) vs Lehigh (09/30/2023)
110	Malachi Imoh (William & Mary) at Charleston So. (09/16/2023)
108	Tristen Kenan (Maine) at FIU (09/02/2023)
107	Marcus Yarns (Delaware) at Stony Brook (08/31/2023)
106	Savon Smith (Richmond) at Stony Brook (09/23/2023)
105	Marcus Yarns (Delaware) vs New Hampshire (09/23/2023)
103	Malachi Imoh (William & Mary) vs Maine (09/23/2023)
103	TD Ayo-Durojaiye (Villanova) vs Rhode Island (09/23/2023)
103	Darran Butts (Hampton) vs Grambling (N) (09/02/2023)
102	DeeWil Barlee (Villanova) at Lehigh (09/02/2023)
Number of 100-Yard Rushing Performances	
4	Jaden Shirden, Monmouth
4	Marcus Yarns, Delaware
4	Elijah Burris, Hampton
3	Malachi Imoh, William & Mary
2	Jalen Hampton, Elon
2	Bronson Yoder, William & Mary
2	Connor Watkins, Villanova
2	Darran Butts, Hampton
2	Ja'Den McKenzie, Rhode Island
1	Dylan Laube, New Hampshire
1	NaQuari Rogers, Campbell
1	Kyron Cumby, Delaware



1	Jalen Jackson, Villanova
1	Isaiah Ragland, Villanova
1	Kenji Christian, N.C. A&T
1	Devin Matthews, Towson
1	D'Ago Hunter, Towson
1	Kevin White, N.C. A&T
1	Chris Zellous, Hampton
1	Sone Ntoh, Monmouth
1	Tristen Kenan, Maine
1	Savon Smith, Richmond
1	TD Ayo-Durojaiye, Villanova
1	DeeWil Barlee, Villanova

500-Yard Passing Performances

400-Yard Passing Performances

493	Max Brosmer (New Hampshire) at Central Mich. (09/09/2023)
408	Kasim Hill (Rhode Island) at Georgia St. (08/31/2023)

300-Yard Passing Performances

493	Max Brosmer (New Hampshire) at Central Mich. (09/09/2023)
408	Kasim Hill (Rhode Island) at Georgia St. (08/31/2023)
394	Derek Robertson (Maine) vs Stony Brook (09/30/2023)
389	Max Brosmer (New Hampshire) at Delaware (09/23/2023)
373	Reese Poffenbarger (UAlbany) at New Hampshire (10/14/2023)
367	Kasim Hill (Rhode Island) vs Richmond (10/14/2023)
367	Hajj-Malik Williams (Campbell) vs Elon (09/23/2023)
365	Camden Coleman (Richmond) vs Maine (10/07/2023)
350	Hajj-Malik Williams (Campbell) at The Citadel (09/09/2023)
348	Casey Case (Stony Brook) at Maine (09/30/2023)
347	Ryan O'Connor (Delaware) vs Duquesne (10/07/2023)
346	Ryan O'Connor (Delaware) at Stony Brook (08/31/2023)
342	Max Brosmer (New Hampshire) vs UAlbany (10/14/2023)
340	Max Brosmer (New Hampshire) vs Towson (09/30/2023)
336	Ryan O'Connor (Delaware) vs New Hampshire (09/23/2023)
333	Marquez McCray (Monmouth) vs Lehigh (09/30/2023)
332	Kasim Hill (Rhode Island) vs Bryant (09/30/2023)
315	Derek Robertson (Maine) at Richmond (10/07/2023)
310	Connor Watkins (Villanova) vs Colgate (09/09/2023)
302	Hajj-Malik Williams (Campbell) at N.C. Central (09/30/2023)

Number of 300-Yard Passing Performances

4	Max Brosmer, New Hampshire
3	Kasim Hill, Rhode Island
3	Hajj-Malik Williams, Campbell
3	Ryan O'Connor, Delaware
2	Derek Robertson, Maine
1	Reese Poffenbarger, UAlbany
1	Camden Coleman, Richmond
1	Casey Case, Stony Brook
1	Marquez McCray, Monmouth
1	Connor Watkins, Villanova

200-Yard Receiving Performances

295	Dylan Laube (New Hampshire) at Central Mich. (09/09/2023)
-----	---

100-Yard Receiving Performances

295	Dylan Laube (New Hampshire) at Central Mich. (09/09/2023)
172	Jalen Kelsey (Campbell) at N.C. Central (09/30/2023)
169	Joe Gillette (Maine) at Richmond (10/07/2023)
168	Rayjuon Pringle (Villanova) vs Colgate (09/09/2023)
162	Julian Hicks (UAlbany) at New Hampshire (10/14/2023)



2023-24 CAA Football
Conference Individual Game Highs
All games

- 158 Jaylan Sanchez (Villanova) at N.C. A&T (10/07/2023)
- 144 Logan Tomlinson (New Hampshire) vs UAlbany (10/14/2023)
- 138 Dymere Miller (Monmouth) vs Campbell (09/16/2023)
- 132 Nick DeGennaro (Richmond) at Rhode Island (10/14/2023)
- 130 Kahtero Summers (Rhode Island) at Maine (09/15/2023)
- 128 Dymere Miller (Monmouth) vs Lehigh (09/30/2023)
- 128 Jaylan Sanchez (Villanova) vs Colgate (09/09/2023)
- 127 Anthony Johnson (Stony Brook) at Arkansas St. (09/16/2023)
- 122 Jourdan Townsend (Delaware) vs New Hampshire (09/23/2023)
- 121 Dymere Miller (Monmouth) at Lafayette (09/23/2023)
- 117 Jayden Cook (Stony Brook) at Maine (09/30/2023)
- 114 VJ Wilkins (Campbell) vs Elon (09/23/2023)
- 113 Nick DeGennaro (Richmond) vs Maine (10/07/2023)
- 111 Marquis Buchanan (Rhode Island) vs Bryant (09/30/2023)
- 110 D.J. Linkins (New Hampshire) at Delaware (09/23/2023)
- 109 Chandler Brayboy (Elon) vs William & Mary (09/30/2023)
- 108 Montigo Moss (Maine) vs Stony Brook (09/30/2023)
- 107 Chaney Fitzgerald (Campbell) at Hampton (10/07/2023)
- 106 Brevin Easton (UAlbany) at New Hampshire (10/14/2023)
- 103 Kahtero Summers (Rhode Island) vs Stony Brook (09/08/2023)
- 102 Joe Gillette (Maine) vs LIU (10/14/2023)
- 101 Marquis Buchanan (Rhode Island) at Georgia St. (08/31/2023)
- 100 Chandler Harvin (Delaware) at Stony Brook (08/31/2023)

Number of 100-Yard Receiving Performances

- 3 Dymere Miller, Monmouth
- 2 Joe Gillette, Maine
- 2 Jaylan Sanchez, Villanova
- 2 Nick DeGennaro, Richmond
- 2 Kahtero Summers, Rhode Island
- 2 Marquis Buchanan, Rhode Island
- 1 Dylan Laube, New Hampshire
- 1 Jalen Kelsey, Campbell
- 1 Rayjuon Pringle, Villanova
- 1 Julian Hicks, UAlbany
- 1 Logan Tomlinson, New Hampshire
- 1 Anthony Johnson, Stony Brook
- 1 Jourdan Townsend, Delaware
- 1 Jayden Cook, Stony Brook
- 1 VJ Wilkins, Campbell
- 1 D.J. Linkins, New Hampshire
- 1 Chandler Brayboy, Elon
- 1 Montigo Moss, Maine
- 1 Chaney Fitzgerald, Campbell
- 1 Brevin Easton, UAlbany
- 1 Chandler Harvin, Delaware