

Belhaven

2015 BELHAVEN FOOTBALL MEDIA GUIDE



BELHAVEN UNIVERSITY

Our Standard is Christ

BEYOND YOUR BEST



Excel beyond your highest goals. At Belhaven University, you will find yourself in a place where top-rated faculty and a nurturing environment converge to bring you to your best... then propel you beyond what you believe is achievable.

Nationally recognized academics. Vibrant campus life. Christ-centered worldview. The faith-affirming support to become more. Aim for excellence from God's perspective. Visit Belhaven University...your place to discover your purpose.

belhaven.edu

Call to schedule a campus visit today!
601-968-5940

QUICK FACTS/TABLE OF CONTENTS

GENERAL INFORMATION

Institution: Belhaven University
 Mailing Address: 1500 Peachtree Street
 Jackson, MS 39202
 Founded: 1883
 Enrollment: 4280
 Nickname: Blazers
 School Colors: Green and Gold
 President: Dr. Roger Parrott
 Web Address: www.belhaven.edu

FOOTBALL INFORMATION

Inaugural Year: 1998
 All-Time Record: 79-105
 2014 Overall Record: 2-9
 2014 MSC Record: 0-5
 Home Field: H.T. Newell Field
 Capacity: 5,000
 Letterwinners Returning: 40
 Starters Returning/Lost: 12/10
 Offensive Starters: 6/5
 Defensive Starters: 6/5
 Head Coach: Hal Mumme
 Record at BU: 2-9 (2nd Season)
 Overall Record: 137-128-1 (24th Season)
 Phone: (601) 965-7023
 Email: hmumme@belhaven.edu
 Def. Coordinator/Linebackers: Josh Creech
 Off. Coordinator/Wide Receivers: Bobby Blizzard
 Offensive Line: Matt Conner
 Defensive Line: Fletcher Jones
 Defensive Backs: Gene Hudson
 Quarterbacks: Ryan Meyers
 Football Operations: Emily Creech

ATHLETICS INFORMATION

Director of Athletics: Scott Little
 Athletic Department Phone: 601.968.5956
 Athletic Department Fax: 601.510.2789
 Mailing Address: 1500 Peachtree Street, Box 171
 Jackson, MS 39202
 Web Address: blazers.belhaven.edu
 Facebook: facebook.com/BelhavenBlazers
 Twitter: twitter.com/belhavenblazers
 Instagram: instagram.com/belhavenblazers
 Affiliation: NCAA Division III
 Conference: American Southwest Conference

ATHLETICS COMMUNICATION

Sports Information Director: Benjamin Dishong
 Office Phone: (601) 968-8765
 Cell Phone: (601) 946-0080
 E-mail: bdishong@belhaven.edu

TABLE OF CONTENTS

Quick Facts	1
Belhaven University Athletics	
Dr. Roger Parrott	2
Scott Little	3
Athletics Administration Staff	4
Head Coaches	5
2015 Season Outlook	
2015 Schedule	7
Opponent Information	7
Meet the Coaches	
Hal Mumme	11
Josh Creech	12
Bobby Blizzard	13
Genne Hudson	14
Matt Conner	15
Ryan Meyers	15
Caesar Aguila	16
Fletcher Jones	16
Stan Bedwell	16
Emily Germany	17
Ashleigh Hoover	17
Salitza Abrantes	17
2015 Roster	
Picture Roster	19
Numerical Roster	22
Alphabetical Roster	24
2014 In Review	
2014 Results	27
Statistics By Game	27
Team Statistics	28
Individual Statistics	29
Individual Game Highs	31
Team Game Highs	31
History and Records	
Year-By-Year Records	33
Opponent Records	33
Records vs Conferences	33
Results By Year	34
Results By Opponent	35
Individual Season Records	36
Individual Career Records	37
Team Game Records	38
Team Season Records	38
All-time Roster	39

B DR. ROGER PARROTT



Dr. Roger Parrott is in his 20th year as President of Belhaven University. He serves on several boards, and was Chair of the 2004 Forum for World Evangelization hosted by the Lausanne Committee for World Evangelization. Dr. Parrott is the author of *The Longview: Lasting Strategies for Rising Leaders*.

Parrott earned his Ph.D. from the University of Maryland in Higher Education Administration. Dr. Parrott is a third-generation College president, and was one of America's youngest college presidents, first elected at age 34.

Currently, Parrott also serves as the Treasurer and Facilitation Committee Member of the Mission America Coalition. He also serves as the Treasurer and Administrative Committee member for the Lausanne Committee for World Evangelization. Parrott was a Planning Committee member for Lausanne III in 2010.

Parrott also serves as the Board Chair for the Leighton Ford Ministries. He is also currently serving on the boards of the Council for Christian College and Universities and the National Association of Independent Colleges and Universities.

Prior to his time at Belhaven, Parrott served as President of Sterling College in Kansas for six years, from 1989-95. He also spent six years as a Vice President for Institutional Advancement and Executive Director of the MANC Foundation at Mid-America Nazarene College in Kansas from 1980-86.

In between his two roles in Kansas, Parrott was the United States Director for the Lausanne Committee for World Evangelization based in Charlotte, North Carolina. Dr. Parrott also served as a pastor for eight years before entering higher education.

Parrott carries ties to athletics from his time at Eastern Nazarene College as an undergraduate. During his time in Quincy, Massachusetts, Parrott was a member of the Eastern Nazarene soccer and tennis teams. Parrott was a goalkeeper for the Lions.

Following graduation from ENC, Parrott went on to the University of Maryland, where he earned his Master's of Education Degree in Education Administration before he went on to pursue his Doctor of Philosophy Degree, also from the University of Maryland.

Parrott has also served on several others boards during his time at Belhaven, including the Mississippi Association of Colleges and Universities and the Jackson Medical and Education District, including a term as chair for both.

His wife, MaryLou, earned her Ph.D. in English. They have two children.



Scott Little is in his 15th year at Belhaven University and has served as Director of Athletics since 2007. As Vice President and Director of Athletics, he provides leadership and oversight to seventeen sports programs and over 400 student-athletes in the areas of personnel, academic support, recruiting, compliance, eligibility, budget management, development, and event management. His Vice Presidential duties also include oversight of the Division of Student Affairs.

He is a member of the National Association of Collegiate Directors of Athletics (NACDA), serves on the Mississippi Sports Hall of Fame Committee, and is also on the Board of the Mississippi Food Network. He was named 2012 Southern States Athletic Conference (SSAC) AD of the Year, is a past Vice President of the NAIA Athletic Directors Association (NAIA ADA), former SSAC representative for the National Association of Collegiate Marketing Administrators (NACMA), and has also served on the NAIA National Administrative Council (NAC).

Little gave primary leadership to Belhaven University's move to National Collegiate Athletic Association (NCAA) and Division III membership, in conjunction with a move to the American Southwest Conference (ASC). He also orchestrated Belhaven's transition into membership with the National Christian College Athletic Association (NCCAA), an association of Christ-centered collegiate institutions whose mission is to use athletic competition as an integral component of education and will provide its student-athletes added postseason competition opportunities.

Under Little's leadership, the Belhaven Athletics Department has achieved success both on the field and in the classroom. Notable Athletics accomplishments during his tenure include: The 2012 Men's Soccer NAIA National Championship; New conference affiliation as a member of the Southern States Athletic Conference (SSAC); the highest Athletics Department finishes in the Learfield Sports Director's Cup Standings; yearly designation as a NAIA 5 Star Champions of Character institution; increased academic achievement among athletes as Academic Department award winners and 3.0 Club achievers; the launch of men's and women's outdoor and indoor track and field; implementation of facility improvements for softball, football, men's and women's basketball, volleyball, men's and women's soccer, and men's and women's tennis; first-ever World Series (baseball) and National Tournament (softball, women's basketball) appearances in Belhaven history; returns to the National Tournament for men's soccer, men's basketball and men's tennis; development of a new Athletics brand identity, and the launch of a new Athletics website.

A native of Alabama, he earned his Bachelors degree from the University of Mobile, and his Masters degree from Southwestern Baptist Theological Seminary in Fort Worth, Texas.

Scott, his wife and family reside in the Jackson area.


B ATHLETICS ADMINISTRATION STAFF



Scott Little
Vice President for Athletics
slittle@belhaven.edu



Candace Dailey
Associate Director of Athletics for Compliance
cdailey@belhaven.edu



Ben Dishong
Director of Athletics Communication
bdishong@belhaven.edu



Dan Lickness
Director of Game Day Operations
dlickness@belhaven.edu



Dina Forman
Administrative Assistant
dforman@belhaven.edu

BELHAVEN UNIVERSITY ATHLETICS PHILOSOPHY

The Belhaven University Athletics Department exists to lead student-athletes to compete and mature. The Department is responsible for the recruitment, orientation, leadership, development and retention of student-athletes in seventeen intercollegiate sports.

The Department of Athletics leads student-athletes to compete in their respective sports on both conference and national levels, as well as leading student-athletes to mature academically, spiritually, emotionally and relationally as men and women created to honor and enjoy Christ.

Additionally, the Athletics Department significantly enhances the campus environment by providing enriching events and increasing school spirit. Alumni, community members and other friends of the University are also served by the activities of the Department of Athletics.

The Belhaven Athletics Department is a member of the National Collegiate Athletics Association (NCAA), the American Southwest Conference (ASC) and the National Christian College Athletic Association (NCCAA).

HEAD COACHES **B**



HILL DENSON
BASEBALL



STEVE CALDER
BASKETBALL, WOMEN



HAL MUMME
FOOTBALL



CARL GRIFFITHS
SOCCER, MEN



KEVIN GRIFFIN
SOFTBALL



CALEB SNYDER
TRACK & FIELD



DANA MARSALIS
CHEERLEADING



REESE BRIDGMAN
SPORTS PERFORMANCE



JONATHAN VINES
BASKETBALL, MEN




CHRISTIE BARBER
CROSS COUNTRY




DAN LICKNESS
GOLF



JOSUE SABILLON
SOCCER, WOMEN



LEVI PATTON
TENNIS



JUSTIN DEE
VOLLEYBALL



BEN BURGE
MARCHING BAND



2015 OUTLOOK

2015 SCHEDULE/OPPONENT INFORMATION

Date	Opponent	Location	Time
9/3/15	at Millsaps College	Jackson, MS	7:00 PM
9/12/15	Univ. of Wisconsin-Whitewater	Jackson, MS	1:00 PM
9/19/15	at Mississippi College	Clinton, MS	7:00 PM
9/26/15	Huntingdon College (Family Weekend)	Jackson, MS	1:00 PM
10/3/15	at Univ of Mary Hardin-Baylor	Belton, TX	1:00 PM
10/10/15	Louisiana College	Jackson, MS	1:00 PM
10/17/15	Warner University (Homecoming)	Jackson, MS	1:00 PM
10/24/15	at East Texas Baptist University	Marshall, TX	6:00 PM
10/31/15	at McMurry University	Abilene, TX	12:00 PM
11/7/15	Sul Ross State University	Jackson, MS	1:00 PM

OPPONENT INFORMATION



GAME 1 - MILLSAPS COLLEGE

Location:	Jackson, Miss.
Nickname:	Majors
School Colors:	Purple and Grey
Field:	Harper Davis Field
Conference:	Southern Athletic Association
2014 Record:	3-6
Head Coach:	Aaron Pelch
Record at MC:	30-19 (6th)
Record Overall:	30-19 (6th)
Website:	gomajors.com
Series:	Belhaven Leads 3-2
Last Meeting:	L 10-27 (9/12/09)



GAME 2 - UNIVERSITY OF WISCONSIN-WHITewater

Location:	Whitewater, Wisc.
Nickname:	Warhawks
School Colors:	Purple and White
Field:	Perkins Stadium
Conference:	Wisconsin Intercollegiate Athletic Conference
2014 Record:	15-0 (National Champions)
Head Coach:	Kevin Bullis
Record at WW:	0-0 (1st)
Record Overall:	0-0 (1st)
Website:	uwwsports.com
Series:	First Meeting
Last Meeting:	First Meeting

OPPOSITION INFORMATION



GAME 3 - MISSISSIPPI COLLEGE

Location:	Clinton, Miss.
Nickname:	Choctaws
School Colors:	Navy Blue and Old Gold
Field:	Robinson-Hale Stadium
Conference:	Gulf South Conference (NCAA D2)
2014 Record:	1-9
Head Coach:	John Bland
Record at MC:	1-9 (2nd)
Record Overall:	76-35 (11th)
Website:	gochoctaws.com
Series:	Belhaven Trails 2-3
Last Meeting:	W 32-14 (9/6/14)



GAME 4 - HUNTINGDON COLLEGE

Location:	Montgomery, Ala.
Nickname:	Hawks
School Colors:	Scarlet Red, Grey and White
Field:	W. James Samford Jr. Stadium
Conference:	USA South Athletic
2014 Record:	7-3
Head Coach:	Mike Turk
Record at HC:	71-36 (12th)
Record Overall:	71-36 (12th)
Website:	huntingdonhawks.com
Series:	First Meeting
Last Meeting:	First Meeting



GAME 5 - UNIVERSITY OF MARY HARDIN-BAYLOR

Location:	Belton, Texas
Nickname:	Crusaders
School Colors:	Purple, Gold and White
Field:	Crusader Stadium
Conference:	American Southwest Conference
2014 Record:	11-1
Head Coach:	Pete Fredenburg
Record at UMHB:	170-36 (18th)
Record Overall:	170-36 (18th)
Website:	cruathletics.com
Series:	Series Tied 2-2
Last Meeting:	L 6-20 (9/8/01)



GAME 6 - LOUISIANA COLLEGE

Location:	Pineville, La.
Nickname:	Wildcats
School Colors:	Orange and Blue
Field:	D.C. Bates Stadium
Conference:	American Southwest Conference
2014 Record:	6-4
Head Coach:	Dennis Dunn
Record at LC:	58-32 (10th)
Record Overall:	58-32 (10th)
Website:	lcwildcats.net
Series:	Belhaven Trails 2-4
Last Meeting:	L 7-38 (9/7/13)

OPPONENT INFORMATION



GAME 7 - WARNER UNIVERSITY

Location: Lake Wales, Fla.
 Nickname: Royals
 School Colors: Navy Blue and Gold
 Field: Legion Field/Vikings Stadium
 Conference: The Sun Conference
 2014 Record: 5-5

Head Coach: Rod Shafer
 Record at WU: 0-0 (1st)
 Record Overall: 9-9 (3rd)

Website: warnerroyals.com
 Series: First Meeting
 Last Meeting: First Meeting



GAME 8 - EAST TEXAS BAPTIST UNIVERSITY

Location: Marshall, Texas
 Nickname: Tigers
 School Colors: Navy and Gold
 Field: Ornelas Stadium
 Conference: American Southwest Conference
 2014 Record: 4-6

Head Coach: Joshua Eargle
 Record at ETBU: 7-13 (3rd)
 Record Overall: 7-13 (3rd)

Website: goetbutigers.com
 Series: First Meeting
 Last Meeting: First Meeting



GAME 9 - MCMURRY UNIVERSITY

Location: Abilene, Texas
 Nickname: War Hawks
 School Colors: Maroon and White
 Field: Wilford Moore Stadium
 Conference: American Southwest Conference
 2014 Record: 2-8

Head Coach: Lance Hinson
 Record at McM: 2-8 (2nd)
 Record Overall: 40-62 (11th)

Website: mcmurrysports.com
 Series: First Meeting
 Last Meeting: First Meeting



GAME 10 - SUL ROSS STATE UNIVERSITY

Location: Alpine, Texas
 Nickname: Lobos
 School Colors: Scarlet and Gray
 Field: Jackson Field
 Conference: American Southwest Conference
 2014 Record: 2-8

Head Coach: John Pearce
 Record at SRSU: 2-8 (2nd)
 Record Overall: 2-8 (2nd)

Website: srlobos.com
 Series: First Meeting
 Last Meeting: First Meeting



MEET THE COACHES



HAL MUMME

head Coach
2nd Season

Hal Mumme is in his second season with Belhaven in 2015. In his first season with the Blazers, Mumme and the Air Raid offense set several records for the Belhaven Football program.

In year one for the Blazers, Mumme's high-octane offense set team game records for several passing and total offensive categories. The Air Raid offense also set season records for pass attempts, total plays, total yards and fewest punts.

Belhaven University and the Department of Athletics formally introduced Hal Mumme as the programs sixth Head Football Coach at a press conference on January 21st, 2014. Mumme came to Belhaven from Southern Methodist University, where he served as an Assistant Coach and Passing Game Coordinator under Head Coach June Jones in 2013.

Under the coaching of Mumme, SMU quarterback Garrett Gilbert set multiple single game and single season records during the 2013 season. Gilbert racked up 635 yards of total offense against Temple, seventh most in a game in NCAA history. Gilbert also recorded single season school records, second for most total offensive yards (3795), second in passing yards (3528), and first in completions (335). As a team, the Mustangs recorded 5,222 total yards with 4,097 of those yards coming through the air in 2013.

Mumme not only brings experience as an assistant coach at the NCAA Division I level, but has been a head coach at Division I Kentucky, New Mexico State, and Southeastern Louisiana. Mumme was also the Head Coach at NCAA Division II Valdosta State, Iowa Wesleyan (NAIA), and most recently McMurry (Division III and now Division II).

Mumme spent four seasons at McMurry and led the team to a 27-16 record, including three consecutive winning seasons. Mumme resurrected a McMurry program that had lost 13 consecutive games and had not had a winning season for eight years prior to his arrival. In 2011, Mumme posted a 9-3 record with the team and secured McMurry's first postseason victory since 1949 by beating Trinity in the first round of the Division III playoffs.

Mumme began his coaching career in the NAIA at Iowa Wesleyan in 1989 and led the Tigers to the playoffs in 1991. In 1992, he moved on to NCAA Division II Valdosta State and then to Kentucky in the SEC where he coached Number One NFL Draft Pick Tim Couch. In 1998, the Wildcats went 7-5 and played in the Outback Bowl, becoming the first coach to take the team to a New Year's Day bowl game since Bear Bryant in 1951. He is the only coach in the modern era at Kentucky to beat Alabama and numerous college head coaches' are part of his coaching tree, including current Washington State Head Coach Mike Leach.

head Coaching Roles

Year	Team	League	Overall	Conference	Postseason
1989	Iowa Wesleyan	NAIA	7-4		
1990	Iowa Wesleyan	NAIA	7-5	5-2	
1991	Iowa Wesleyan	NAIA	10-2		
1992	Valdosta State	NCAA D2	5-4-1	4-1-1	
1993	Valdosta State	NCAA D2	8-3	5-2	
1994	Valdosta State	NCAA D2	11-2	6-1	NCAA Qtrs
1995	Valdosta State	NCAA D2	6-5	4-3	
1996	Valdosta State	NCAA D2	10-3	6-2	NCAA Qtrs
1997	Kentucky	FBS	5-6	2-6	
1998	Kentucky	FBS	7-5	4-4	Outback (L)
1999	Kentucky	FBS	6-6	4-4	Music City (L)
2000	Kentucky	FBS	2-9	0-8	
2003	Southeastern Louisiana	FCS	5-7		
2004	Southeastern Louisiana	FCS	7-4		
2005	New Mexico State	FBS	0-12	0-8	
2006	New Mexico State	FBS	4-8	2-6	
2007	New Mexico State	FBS	4-9	1-7	
2008	New Mexico State	FBS	3-9	1-7	
2009	McMurry	NCAA D3	4-6	4-4	
2010	McMurry	NCAA D3	7-4	4-4	
2011	McMurry	NCAA D3	9-3	7-1	NCAA 2nd Rd
2012	McMurry	NCAA D2	8-3		
2014	Belhaven	NAIA	2-9	0-5	
23 Seasons			137-128-1		





JOSH CREECH
Defensive Coordinator/Assistant head Coach
2nd Season

Josh Creech is in his second season as the Blazers' Defensive Coordinator, Linebacker Coach and Assistant Head Coach. Creech joined the Belhaven staff in the spring of 2014, coming to Jackson with Hal Mumme.

In 2014, Creech's pass defense ranked 15th in the NAIA, allowing just 166.4 yards per game. Creech's 3-3-5 defense also ranked 19th in the NAIA in Total Sacks with 28 on the season. The Blazers defense also kept opponents to just a 33.8 percent conversion rate on third downs, ranking 30th in the NAIA.

Creech is in his second stint on Mumme's staff after spending two seasons under Mumme at McMurry in 2011 and 2012. Creech joined the War Hawks football staff as an assistant offensive line coach and video coordinator for the 2011 season and also spent time working with the long snappers. In 2012, Creech moved to the defensive side of the ball where he served as the Linebackers Coach while still assisting with long snappers and returners in the special teams game.

Following Mumme's departure from McMurry to Southern Methodist University, Creech remained at McMurry for the 2013 season where he was again elevated in the coaching staff under Mason Miller to the Assistant Head Coach, while working with the Linebackers and assisting with Defensive Coordinator Kendall Roberson.

Prior to joining Mumme's staff at McMurry, Creech coached at the University of New Haven where he was the assistant linebackers coach and helped with video as a graduate assistant. New Haven won the North East-10 Conference Championship in Creech's only season on staff.

Creech had the privilege to learn the 3-3-5 defense from Joe Lee Dunn, one of the masterminds behind its creation and while at McMurry the defense produced the best two-year span in recent school history by going 9-3 in back to back seasons and winning the Heart of Texas Bowl. This past season, Creech had an All-American linebacker in Jonathan Blair and the linebackers unit for McMurry produced two of the top three tacklers on the team.

Creech comes from a family of coaches; his father, Jim Creech, has been a head coach since 1982 at Ft. Bend Dulles High School in the Houston area. Creech played for his father, and graduated from Dulles in 2003. Jim Creech was recently inducted into the Houston High School Coaches Association Hall of Honor. Josh's grandfather, Doyle Parker, coached football in Texas high schools and colleges for over 40 years and ended his career at Texas Tech where he coached under legend Spike Dykes. Parker was recently elected into the Texas High School Coaches Association Hall of Honor. Josh's step-father Mike Guerrero, has coached for more than 25 years, mainly in Colorado and New Mexico.

Creech received his Bachelor's Degree from Sam Houston State University in criminal justice and then went on to earn his Master's Degree in National Security from the University of New Haven in 2010.

Josh is recently married to the former Emily Germany.





BOBBY BLIZZARD

Offensive Coordinator/Wide Receivers Coach
2nd Season

Bobby Blizzard is in his second season with the Blazers as the Offensive Coordinator and Wide Receivers Coach under Hal Mumme. Blizzard was reunited with Mumme for his third stint, and second as a coach, when he joined the Blazers staff in the spring of 2014.

In his first season at Belhaven, Blizzard mentored Wide Receivers Greg Livingston and Darien Thomas, both of whom broke into the Belhaven record books in several passing categories. Livingston went on to lead the NAIA in receptions and receiving yards per game, breaking both of the Blazers's season marks. Darien Thomas also ranked high in total touchdowns and set Belhaven records as well.

Blizzard came to Belhaven from McMurry, where he coached for two seasons, the first under Mumme as the Wide Receivers Coach and Video Coordinator. In Blizzard's second season with the War Hawks, he coached the Running Backs under Mason Miller.

In 2012, McMurry's receiving core had 4040 yards receiving and 30 touchdowns. The 367.3 yards receiving per game would have ranked amongst the best in the nation, but McMurry was not eligible for national statistics due to the transition to NCAA DII. In 2013, the War Hawks running backs accounted for 1956 yards, averaging 177.8 per game, up from 66.1 in 2012.

Blizzard's first stint with Mumme came as a player at Kentucky on the 1999 and 2000 Wildcats' squads. Blizzard played for Mumme in the 1999 Music City Bowl. In 1999, Blizzard made 11 appearances as a freshman for Mumme, with seven catches for 76 yards. As a sophomore, the tight end/wide receiver had 23 catches for 199 yards.

After Mumme left Kentucky following the 2000 season, Blizzard transferred to North Carolina. After sitting out the 2001 season for transferring, Blizzard played in 12 games for the Tar Heels in 2002, recording 28 receptions for 440 yards and five touchdowns. As a senior, Blizzard played in eight games, grabbing 20 receptions for 161 yards and a touchdown. Blizzard finished his college career with 876 yards receiving and six touchdowns.

Blizzard followed up his college career with professional football from 2004 to 2007 as a tight end and wide receiver. He spent time with Pittsburgh Steelers, Arizona Cardinals, Baltimore Ravens, and Cincinnati Bengals. Blizzard also spent two seasons in NFL Europe with Hamburg and Cologne. He was named to the All-NFL Europe team in 2005 after totaling 335 yards and two touchdowns on 34 receptions with the Hamburg Sea Devils. In 2007, he led the Cologne Centurions in receptions (38), receiving yardage (494) and touchdowns (six).

Blizzard earned his Bachelor's Degree from North Carolina in sociology and worked various counseling positions in his hometown of Hampton, Virginia while concurrently serving on the coaching staff at Kecoughtan High School.





GENE HUDSON
Defensive Backs Coach/Recruiting Coordinator
2nd Season

Gene Hudson is in his second season as a member of the Belhaven University Football staff. Hudson came to Belhaven for the 2014 season as the Defensive Backs Coach under Hal Mumme. In 2015, Hudson has added the role of Recruiting Coordinator to his duties on the Belhaven Football staff.

In 2014, Hudson's defensive backs helped a pass defense ranked 15th in the NAIA, allowing just 166.4 yards per game. The secondary helped the Blazers defense also keep opponents to just a 33.8 percent conversion rate on third downs, ranking 30th in the NAIA.

Hudson joined the Blazers staff after one season at Mesa Community College in 2013. In his one season with the Thunderbirds, Hudson's defensive back unit was responsible for 20 interceptions which was best in the Western States Football League and finished sixth in the

nation in the NJCAA.

The defensive backs also turned the interceptions into 416 return yards, which helped for three defensive touchdowns on the season. Hudson's defensive backs helped Mesa to a 7-1 regular season, and a conference runners-up finish. Mesa finished 8-3 on the season in 2013, up from a 6-5 campaign in 2012.

Hudson went to Mesa after helping McMurry University to its first playoff appearance as an assistant defensive backs coach on Hal Mumme's staff. His Warhawks secondary finished with 15 interceptions and 39 pass breakups on the season, more than any other year in McMurry football history prior to Hudson's arrival as a player.

The Houston, Texas native also had his playing career under Mumme at McMurry, where he set several school records, including interceptions in a season, interceptions in a game, forced fumbles, recovered fumbles, and pass break ups in a season. Hudson had the privilege to be coached by former Mississippi State defensive coordinator Joe Lee Dunn, the mastermind of the 3-3-5 defense.

In 2009, Hudson had six interceptions to go along with 35 tackles, seven pass breakups and two forced fumbles. In just three games in a shortened 2011 season for Hudson, the defensive back finished with 11 tackles and an interception to go along with six pass breakups.

Hudson's prep career was at Elsik High School and Gulf Shores Academy where he was an all-state defensive back and wide receiver.





MATT CONNER

Recruiting Coordinator/Offensive Line Coach
1st Season

Coach Hal Mumme is pleased to announce the addition of Matt Conner as newly appointed Offensive line Coach. "We got to meet Matt at camp last summer in Oxford and knew we had to find a way to get him on the staff. He brings a great energy and a history of winning that will help Belhaven continue to improve," said Coach Mumme.

Matt Conner is a native of Oxford, Miss. His successful playing career at Oxford High School led to All-State honors and an opportunity to represent the state as an offensive lineman in the Mississippi vs. Alabama All-Star game. Conner played two seasons as offensive lineman at Itawamba Community College, where he was a part of one of the nation's most productive junior college offenses during the 2007 and 2008 seasons. After competing at Itawamba, Conner became a Statesman signing with Delta State University.

Following his playing career, Conner earned his Bachelor in Special Education at the University of Mississippi as he simultaneously worked under the football staff at Oxford High School.

During his six seasons coaching at Oxford High, Conner coached Tight Ends, Offensive and Defensive lines, and powerlifting. Conner helped coach the Chargers to a 66-14 record, and played a part in developing seven division-1 football players and one Mississippi defensive player of the year. He also helped the Chargers' Powerlifting Team win 3 consecutive state championships.

Conner is married to Jackson-native Amanda Leigh Conner.



RYAN MEYERS

Quarterbacks Coach/Co-Recruiting Coordinator
1st Season

Ryan Meyers is entering his first season as Quarterback Coach for the Blazers.

Meyers played quarterback for the Tulane Green Wave during the 2005 Katrina season, and transferred to Colgate University to finish his playing career.

Meyers joins Belhaven Football with a unique background, having worked simultaneously for commercial real estate company CBRE and NBC Sports.

Ryan had great success in both worlds, having won three Emmy Awards from his work on the 2012 Super Bowl, 2010 NFL Playoffs, and the 2009 season of Sunday Night Football, as well as landing on the Tampa Bay Business Journal's Up and Comers List, which is the Tampa version of the Top 40 Under 40 List, at 26 years of age.

Meyers became a producer with for NBC's Sunday Night Football during his senior year due to his football knowledge and reputation, which allowed him to earn his first Emmy award at 22 years old.

Meyers is a graduate of Colgate University, earning his Bachelor of Arts in Biology.



CAESAR AGUILA

**Graduate Assistant - Quarterbacks
2nd Season**

Caesar Aguila is beginning his first year as a Graduate Assistant in Belhaven's football program, specifically working with Coach Ryan Meyers and the quarterbacks. Last year, he served as a student assistant for Coach Hal Mumme. Aguila is a native of East Los Angeles and attended East Los Angeles College.

At East Los Angeles College, Aguila achieved All-Conference and Scholar-Athlete honors. He was also a member of ELAC's 2011 American Bowl Championship team as the starting Left Guard. After his time at ELAC, Aguila transferred to Belhaven and played on the offensive line.

Aguila graduated from Belhaven in the Summer of 2015, earning his Bachelor in Interdisciplinary Studies/ Psychology.



FLETCHER JONES

**Graduate Assistant - Defensive Line
1st Season**

Fletcher Jones is entering his first year with Belhaven Football as the Defensive Line coach. Jones was a two year starter as Defensive End at McMurry University and competed in the Division II LoneStar Conference (2013 & 2014).

Jones was originally recruited by and played for Coach Hal Mumme during his Freshman and Sophomore years in the American Southwest Conference, where they made a playoff appearance in 2011. That team also achieved a Bowl game win in 2012.

Jones is a native of Taft, Texas where he played under Pete Guajardo, achieving multiple playoff appearances and winning a District title. Under Guajardo, Jones was an All- State Defensive End and MVP of his region.



STAN BEDWELL

**Volunteer Assistant - Running Backs
1st Season**

Stan Bedwell is entering his first season as Running Back Coach and Equipment Coordinator with the Belhaven Football program. The Nashville, Arkansas native played professionally in Europe for nine years.

In 2013, Bedwell was inducted into the European Hall of Fame after finishing his career with over 27,300 yards and 343 touchdowns. He won eight MVP awards and three national championships during his time in Europe and still holds the IFAF record with 11 touchdown passes in a single game.

As a head coach in Europe, Bedwell guided his teams to an overall record of 52-11, achieving four division championships and three national titles. He most recently coached the Lazio Marines in Rome, Italy. The Marines won the Italian Football League Southern Division championship with a 9-2 record. They led the IFL in scoring (43 points per game), total offense (401 yards per game), and pass offense (312 yards per game).



EMILY CREECH
Football Operations
2nd Season

Emily Creech is in her second year in the Belhaven Athletic Department as the Director of Football Operations. Creech joined Belhaven after working at McMurry University in multiple roles since 2010. She most recently served as an Athletics Academic Resources Coordinator at McMurry University, where she helped to develop the first athletics academic program at the university. The program worked with and counseled student-athletes from all 19 varsity sports, totaling more than 350 athletes.

While serving in the academic support role, Creech also implemented a new dance team at McMurry as the Spirit Teams Director. She also worked as an admission counselor and coordinator of special events after graduating from McMurry in December 2009 with a Bachelor's Degree in History with a minor in Spanish. Creech was also a three-year starter on the McMurry soccer team, including two seasons as the team captain.



ASHLEIGH HOOVER
Football Operations Graduate Assistant
2nd Season

Ashleigh Hoover is in her second year as a graduate assistant in the Football Operations Department at Belhaven University. Hoover joined the Blazers after graduating from McMurry University in August of 2014 with a Bachelor's Degree in Business Administration and Marketing.

While with McMurry University, Hoover served as an intern in the Ticketing and Promotions Department, responsible for the complete student/fan experience with planned promotional events for sporting events.

The McMurry Student Ambassadors member was named a National Model United Nations Honorable Mention for Outstanding Delegation while serving on the McMurry University Model United Nations.



SALITZA ABRANTES
Recruiting Graduate Assistant
2nd Season

Salitza Abrantes is in her second season with the Belhaven University football and athletic training departments. Abrantes is a graduate assistant in the football office, assisting with recruiting efforts for the Blazers football coaching staff.

Abrantes also assists the Blazers Athletic Training department as an Athletic Training Assistant for several sports.


Abrantes graduated from McMurry University with a Bachelor's Degree in Exercise Science and Human Performance with a concentration in Athletic Training. The Keene, Texas native was a member of the McMurry University Tennis and Soccer teams.



**2015
ROSTER**



Alonzo Acosta
Houston, Texas
Kicker/Punter
Junior




Isaiah Swopes
Ocean Springs, Miss.
Defensive Back
Freshman



Ken Wells
Talladega, Ala.
Quarterback
Freshman



Darien Thomas
Mobile, Ala.
Wide Receiver
Junior




Blake Yorloff
Katy, Texas
Defensive Back
Freshman




Derek O'Neal
Gainesville, Fla.
Defensive Line
Junior




Tristan Hibbler
Katy, Texas
Quarterback
Freshman



Jack Lacy
San Antonio, Texas
Defensive Back
Freshman



Nate Williams
New Orleans, La.
Wide Receiver
Junior




Steven Joiner
Raymond, Miss.
Linebacker
Senior



Tanner Rogers
Baker, Fla.
Defensive Line
Freshman



Marvin Grady
Yazoo City, Miss.
Defensive Line
Junior




Deon Richardson
Florence, Miss.
Wide Receiver
Junior



Clayton Webb
Friendswood, Texas
Quarterback
Freshman




Peyton Johnson
Madison, Miss.
Quarterback
Freshman




Brick Pugh
Athens, Ala.
Quarterback
Freshman



Jacob McNeill
Laplace, La.
Wide Receiver
Sophomore



Nolan Satcher
Denham Springs, La.
Wide Receiver
Sophomore




Xavier Brooks
Carencro, La.
Defensive Back
Freshman



Martel Myers
Long Beach, Calif.
Defensive Back
Senior



Maurice Stewart
Baton Rouge, La.
Defensive Back
Sophomore




David Hudson
Jackson, Miss.
Defensive Back
Sophomore



Kolbe Mosely
Chattanooga, Tenn.
Running Back
Freshman



Devin Odum
Fairhope, Ala.
Running Back
Junior



Marquis Hedge
Jackson, Miss.
Running Back
Junior



Keith Marshall
Monroe, La.
Defensive Back
Sophomore




Rashun Smith
Petal, Miss.
Linebacker
Sophomore




Garrett Osborne
Denham Springs, La.
Linebacker
Sophomore

BELHAVEN FOOTBALL


B 2015 ROSTER



Alvin Vaughn
Baton Rouge, La.
Defensive Back
Junior



Eric Seabon
Prattville, Ala.
Defensive Back
Freshman




Ryan Beatty
Pasadena, Calif.
Defensive Back
Senior




Caleb Wiechmann
Fort Worth, Texas
Defensive Back
Senior




Trea Toins
Florence, Miss.
Wide Receiver
Freshman




David Green
Yazoo City, Miss.
Linebacker
Junior




Alonzo Peavy
Pascagoula, Miss.
Linebacker
Junior




Jeremiah Beck
Marion, La.
Defensive Line
Junior




Octavious Arrington
Shaw, Miss.
Running Back
Junior



Justin Munoz
Los Angeles, Calif.
Linebacker
Senior



Stefon Hayles
Pace, Fla.
Linebacker
Junior



Isaac Nelson
Terry, Fla.
Defensive Back
Junior




Queondre Wynn
Tuscaloosa, Ala.
Linebacker
Junior




Latevinan Glass
Senatobia, Miss.
Defensive Back
Sophomore




Samuel True
Ponchatoula, La.
Defensive Back
Freshman



Jack Gruba
Key West, Fla.
Linebacker
Sophomore



Terrence Keys
New Orleans, La.
Linebacker
Senior



Matthew Rymer
Natchez, Miss.
Linebacker
Sophomore



Jarrod Atterberry
Starkville, Miss.
Offensive Line
Senior



Marlon Warren
Vanceleve, Miss.
Linebacker
Freshman



Makeba Crowley
Jackson, Miss.
Offensive Line
Sophomore



Steven Dishongh
Atascocita, Texas
Offensive Line
Sophomore



Jordan Young
New Orleans, La.
Offensive Line
Junior




Arthur Wilson
Houston, Texas
Offensive Line
Freshman




Sean Tierney
Keller, Texas
Offensive Line
Sophomore



Blaze Diaz
Laplace, La.
Offensive Line
Sophomore




Chris Brook
Centreville, Ala.
Offensive Line
Sophomore



Steve Cooper
Vicksburg, Miss.
Offensive Line
Sophomore



Sean Thornton
Raymond, Miss.
Offensive Line
Freshman




Keithien Gavin
Mobile, Ala.
Offensive Line
Freshman



Tony Alexander
Warrenton, Ga.
Offensive Line
Freshman



Roy Duenas-Sanchez
Los Angeles, Calif.
Offensive Line
Senior



Chris Easley
Calhoun City, Miss.
Offensive Line
Freshman



Trey Tolliver
Baton Rouge, La.
Offensive Line
Junior



Josh Hetrick
Watson, La.
Offensive Line
Junior




Justin Hiers
St Martin, Miss.
Offensive Line
Sophomore



Tevin Wink
Sardis, Miss.
Wide Receiver
Freshman




Quran Hasan
Atlanta, Ga.
Wide Receiver
Sophomore



Jaquay Daniels
Sardis, Miss.
Wide Receiver
Freshman




Dillon Massingill
Richland, Miss.
Wide Receiver
Junior




Kevin Shief
New Orleans, La.
Wide Receiver
Junior



Shaquan Holmes
Jackson, Miss.
Wide Receiver
Junior




Nathan Thomas
Sherwood, Ark.
Wide Receiver
Freshman




Isaiah Johnson
Ridgeland, Miss.
Wide Receiver
Junior




Cortavious Curry
Jackson, Miss.
Defensive Line
Sophomore



Camron Hooper
Vanceleve, Miss.
Defensive Line
Sophomore




Ashlen McCain
Ethel, Miss.
Defensive Line
Sophomore



Parker Rymer
Natchez, Miss.
Defensive Line
Freshman



Rico McCullum
Yazoo City, Miss.
Defensive Line
Sophomore



Tyrell Guilbeau
Mobile, Ala.
Defensive Line
Freshman




Darius Hill
Richland, Miss.
Defensive Line
Freshman




Kermit Frazier
Mobile, Ala.
Defensive Line
Freshman



Watson Fondren
Centreville, Ala.
Quarterback
Freshman



William Henderson
Vicksburg, Miss.
Defensive Back
Junior



Robert Trotter
Peachtree City, Ga.
Defensive Back
Junior

BELHAVEN FOOTBALL

B NUMERICAL ROSTER

#	FULL NAME	POS	YEAR	HT	WT	HOMETOWN	HIGH SCHOOL	PREVIOUS SCHOOL
1	Alonso Acosta	K	JR	5-8	185	Houston, Texas	Stratford HS	
2	Isaiah Swopes	DB	FR	5-8	160	Ocean Springs, Miss.	Ocean Springs HS	
3	Ken Wells	QB	FR	5-9	190	Talladega, Ala.	Talladega HS	
4	Darien Thomas	WR	JR	6-4	205	Mobile, Ala.	Theodore HS	Benedict College
5	Blake Yorloff	DB	FR	5-10	180	Katy, Texas	Seven Lakes HS	
6	Derek O'Neal	DL	JR	6-2	245	Gainesville, Fla.	Eastside HS	
7	Tristan Hibbeler	QB	FR	6-1	215	Katy, Texas	Seven Lakes HS	
8	Jack Lacy	DB	FR	6-0	155	San Antonio, Texas	William Howard Taft HS	
9	Nate Williams	WR	JR	5-9	170	New Orleans, La.	Riverside Academy	
10	Steven Joiner	LB	SR	6-0	230	Raymond, Miss.	Raymond HS	Southwest CC
11	Tanner Rogers	DL	FR	6-5	225	Baker, Fla.	Pike Liberal Arts	
13	Marvin Grady	DL	JR	6-2	285	Yazoo City, Miss.	Yazoo City HS	
14	Deon Richardson	WR	JR	5-6	150	Florence, Miss.	McLaurin HS	
15	Clayton Webb	QB	FR	6-0	180	Friendswood, Texas	Bay Area Christian	
16	Peyton Johnson	QB	FR	6-3	190	Madison, Miss.	Germantown HS	
17	Brick Pugh	QB	FR	6-0	180	Athens, Ala.	East Limestone HS	
18	Jacob McNeill	WR	SO	5-9	170	Laplace, La.	East Saint John	
19	Nolan Satcher	WR	SO	5-11	175	Denham Springs, La.	Denham Springs HS	
20	Xavier Brooks	DB	FR	6-2	200	Carencro, La.	Carencro HS	
21	Martel Myers	DB	SR	5-7	190	Long Beach, Calif.	Long Beach Wilson HS	Compton College
22	Maurice Stewart	DB	SO	5-11	185	Baton Rouge, La.	Broadmoor HS	Southern Univ.
23	David Hudson	DB	SO	5-7	170	Jackson, Miss.	Callaway HS	
25	Denzel Smith	RB	FR	5-10	210	Robertsdale, Ala.	Robertsdale HS	
26	Kolbe Mosely	RB	FR	5-9	170	Chattanooga, Tenn.	LaFayette HS	
27	Devin Odom	RB	JR	5-10	180	Fairhope, Ala.	Fairhope HS	
28	Marquis Hedge	RB	JR	5-8	185	Jackson, Miss.	Forest Hill HS	East Central CC
29	Keith Marshall	DB	SO	6-1	200	Monroe, La.	Wossman HS	Mississippi Delta CC
30	Rashun Smith	LB	SO	5-11	225	Petal, Miss.	Petal HS	
31	Derek Robinson	DB	FR	5-11	160	New Orleans, La.	Sophie B. Wright HS	
32	Ray Tunstall	DB	FR	5-10	175	Robertsdale, Ala.	Robertsdale HS	
33	Garrett Osborne	LB	SO	5-11	210	Denham Springs, La.	Denham Springs HS	
35	Alvin Vaughn	DB	JR	5-11	180	Baton Rouge, La.	McKinley HS	
36	Eric Seabon	DB	FR	6-1	175	Prattville, Ala.	Prattville HS	
37	Ryan Beatty	DB	SR	6-1	175	Pasadena, Calif.	Alhambra HS	East Los Angeles College
38	Caleb Wiechmann	DB	SR	6-1	180	Fort Worth, Texas	J. Frank Dobie HS	
39	Trea Toins	WR	FR	5-6	140	Florence, Miss.	Florence HS	
40	David Green	LB	JR	6-0	225	Yazoo City, Miss.	Yazoo City HS	Northwest Mississippi CC
41	Alonzo Peavy	LB	JR	5-10	220	Pascagoula, Miss.	Resurrection Catholic	
42	Jeremiah Beck	DL	JR	6-3	210	Marion, La.	Farmerville HS	
43	Octavious Arrington	RB	JR	5-10	200	Shaw, Miss.	Shaw HS	Coahoma CC
44	Justin Munoz	LB	SR	5-9	205	Los Angeles, Calif.	Bell Gardens HS	East Los Angeles College
45	Stefon Hayles	LB	JR	5-8	185	Pace, Fla.	Pace HS	
46	Isaac Nelson	DB	JR	6-2	195	Terry, Fla.	Taylor County HS	Union (Ky.)
47	Queondre Wynn	LB	JR	6-0	230	Tuscaloosa, Ala.	Hillcrest HS	East Central CC
48	Latevinan Glass	DB	SO	6-0	175	Senatobia, Miss.	Senatobia HS	
49	Samuel True	DB	FR	6-0	175	Ponchatoula, La.	Ponchatoula HS	
50	Jack Gruba	LB	SO	6-0	195	Key West, Fla.	Key West HS	
52	Terrence Keys	LB	SR	5-11	230	New Orleans, La.	White Station HS	Gavilan College
53	Matthew Rymer	LB	SO	6-0	210	Natchez, Miss.	Adams County Christian	

NUMERICAL ROSTER

#	FULL NAME	POS	YEAR	HT	WT	HOMETOWN	HIGH SCHOOL	PREVIOUS SCHOOL
55	Jarrod Atterberry	OL	SR	6-1	280	Starkville, Miss.	Starkville HS	East Mississippi CC
56	Marlon Warren	LB	FR	5-10	205	Vancleave, Miss.	Vancleave HS	
57	Makeba Crowley	OL	SO	6-0	300	Jackson, Miss.	Jim Hill HS	
58	Steven Dishongh	OL	SO	5-11	250	Atascocita, Texas	Atascocita HS	
59	Jordan Young	OL	JR	6-3	315	New Orleans, La.	Thomas Jefferson HS	
60	Arthur Wilson	OL	FR	6-5	350	Houston, Texas	Alief Hastings HS	
61	Sean Tierney	OL	SO	6-1	260	Keller, Texas	Keller HS	
63	Blaze Diaz	OL	SO	5-10	285	Laplace, La.	East St. John HS	
64	Chris Brook	OL	SO	6-0	275	Centreville, Ala.	Bibb County HS	
66	Steve Cooper	OL	SO	6-1	285	Vicksburg, Miss.	Vicksburg HS	
67	Sean Thornton	OL	FR	6-1	270	Raymond, Miss.	Clinton Christian Academy	
68	Keithien Gavin	OL	FR	6-2	280	Mobile, Ala.	Mary G. Montgomery HS	
70	Tony Alexander	OL	FR	6-1	245	Warrenton, Ga.	Warren County HS	
71	Roy Duenas-Sanchez	OL	SR	6-1	285	Los Angeles, Calif.	Roosevelt HS	East Los Angeles CC
72	Chris Easley	OL	FR	6-0	260	Calhoun City, Miss.	Calhoun City HS	
73	Trey Tolliver	OL	JR	6-2	305	Baton Rouge, La.	Glen Oaks HS	Arkansas-Monticello
77	Josh Hetrick	OL	JR	6-7	330	Watson, La.	Live Oak HS	
78	Justin Hiers	OL	SO	6-2	300	St Martin, Miss.	St. Martin HS	
80	Tevin Wink	WR	FR	5-10	180	Sardis, Miss.	North Panola HS	
81	Quran Hasan	WR	SO	6-3	190	Atlanta, Ga.	Westlake HS	
82	Jaquay Daniels	WR	FR	6-4	185	Sardis, Miss.	North Panola HS	Itawamba CC
83	Dillon Massingill	WR	JR	5-10	175	Richland, Miss.	Richland HS	
84	Kevin Shief	WR	JR	5-10	170	New Orleans, La.	West Jefferson HS	Northwestern State
85	Shaquan Holmes	WR	JR	6-0	180	Jackson, Miss.	Forest Hill HS	Jackson State
87	Nathan Thomas	WR	FR	5-5	150	Sherwood, Ark.	Sylvan Hills HS	
88	Isaiah Johnson	WR	JR	5-9	175	Ridgeland, Miss.	Ridgeland HS	
90	Cortavious Curry	DL	SO	6-0	300	Jackson, Miss.	Jim Hill HS	
91	Camron Hooper	DL	SO	6-1	250	Vancleave, Miss.	Vancleave HS	
92	Ashlen McCain	DL	SO	6-1	260	Ethel, Miss.	Ethel HS	
93	Parker Rymer	DL	FR	6-6	225	Natchez, Miss.	Adams County Christian	
94	Rico McCullum	DL	SO	6-3	245	Yazoo City, Miss.	Yazoo City HS	
95	Tyrell Guilbeau	DL	FR	6-1	230	Mobile, Ala.	McGill-Toolen HS	
97	Darius Hill	DL	FR	6-1	280	Richland, Miss.	Richland HS	
98	Kermit Frazier	DL	FR	6-0	325	Mobile, Ala.	McGill-Toolen HS	
	Joshua Andrews	RB	SR	5-10	215	Monroe, N.C.		Pikeville
	Ledaris Cooper	LB	FR	5-9	200	Laurel, Miss.	Laurel HS	
	Marco Delcourt	DB	FR	5-11	180	Santa Clara, Calif.	Santa Clara HS	
	Quen Evans	WR	FR					
	Watson Fondren	QB	FR	6-1	200	Centreville, Ala.	Bibb County HS	
	William Henderson	DB	JR	5-11	180	Vicksburg, Miss.	Vicksburg HS	East Mississippi CC
	Gerald Lampkin	RB	JR	5-8	205	Yazoo City, Miss	Yazoo City HS	Coahoma CC
	Casey Landers	LB	FR	5-11	190	Vicksburg, Miss.	Vicksburg Catholic HS	
	Brandon Moore	RB	SR	5-8	185	Madison, Miss.	Madison Central HS	
	Terrance Nelson	DB	FR			Mobile, Ala.	Rain HS	
	Denarius Noel	LB	SO			Utica, Miss.	Hinds Agricultural HS	
	Robert Trotter	DB	JR	6-0	165			
	Taylor Walker	DB	FR					
	Schley White	LB	FR			Caruthersville, Mo.	Dyersburg HS	
	Keith Woodard	LB	FR	5-8	210	Weir, Miss.	Weir Attendance Center	East Mississippi CC

BELHAVEN FOOTBALL

B ALPHABETICAL ROSTER

#	FULL NAME	POS	YEAR	HT	WT	HOMETOWN	HIGH SCHOOL	PREVIOUS SCHOOL
1	Alonso Acosta	K	JR	5-8	185	Houston, Texas	Stratford HS	
70	Tony Alexander	OL	FR	6-1	245	Warrenton, Ga.	Warren County HS	
	Joshua Andrews	RB	SR	5-10	215	Monroe, N.C.		Pikeville
43	Octavious Arrington	RB	JR	5-10	200	Shaw, Miss.	Shaw HS	Coahoma CC
55	Jarrod Atterberry	OL	SR	6-1	280	Starkville, Miss.	Starkville HS	East Mississippi CC
37	Ryan Beatty	DB	SR	6-1	175	Pasadena, Calif.	Alhambra HS	East Los Angeles College
42	Jeremiah Beck	DL	JR	6-3	210	Marion, La.	Farmerville HS	
64	Chris Brook	OL	SO	6-0	275	Centreville, Ala.	Bibb County HS	
20	Xavier Brooks	DB	FR	6-2	200	Carencro, La.	Carencro HS	
	Ledaris Cooper	LB	FR	5-9	200	Laurel, Miss.	Laurel HS	
66	Steve Cooper	OL	SO	6-1	285	Vicksburg, Miss.	Vicksburg HS	
57	Makeba Crowley	OL	SO	6-0	300	Jackson, Miss.	Jim Hill HS	
90	Cortavious Curry	DL	SO	6-0	300	Jackson, Miss.	Jim Hill HS	
82	Jaquay Daniels	WR	FR	6-4	185	Sardis, Miss.	North Panola HS	Itawamba CC
	Marco Delcourt	DB	FR	5-11	180	Santa Clara, Calif.	Santa Clara HS	
63	Blaze Diaz	OL	SO	5-10	285	Laplace, La.	East St. John HS	
58	Steven Dishongh	OL	SO	5-11	250	Atascocita, Texas	Atascocita HS	
71	Roy Duenas-Sanchez	OL	SR	6-1	285	Los Angeles, Calif.	Roosevelt HS	East Los Angeles CC
72	Chris Easley	OL	FR	6-0	260	Calhoun City, Miss.	Calhoun City HS	
	Quen Evans	WR	FR					
	Watson Fondren	QB	FR	6-1	200	Centreville, Ala.	Bibb County HS	
98	Kermit Frazier	DL	FR	6-0	325	Mobile, Ala.	McGill-Toolen HS	
68	Keithien Gavin	OL	FR	6-2	280	Mobile, Ala.	Mary G. Montgomery HS	
48	Latevinan Glass	DB	SO	6-0	175	Senatobia, Miss.	Senatobia HS	
13	Marvin Grady	DL	JR	6-2	285	Yazoo City, Miss.	Yazoo City HS	
40	David Green	LB	JR	6-0	225	Yazoo City, Miss.	Yazoo City HS	Northwest Mississippi CC
50	Jack Gruba	LB	SO	6-0	195	Key West, Fla.	Key West HS	
95	Tyrell Guilbeau	DL	FR	6-1	230	Mobile, Ala.	McGill-Toolen HS	
81	Quran Hasan	WR	SO	6-3	190	Atlanta, Ga.	Westlake HS	
45	Stefon Hayles	LB	JR	5-8	185	Pace, Fla.	Pace HS	
28	Marquis Hedge	RB	SO	5-8	185	Jackson, Miss.	Forest Hill HS	East Central CC
	William Henderson	DB	JR	5-11	180	Vicksburg, Miss.	Vicksburg HS	East Mississippi CC
77	Josh Hetrick	OL	JR	6-8	330	Watson, La.	Live Oak HS	
7	Tristan Hibbeler	QB	FR	6-1	215	Katy, Texas	Seven Lakes HS	
78	Justin Hiers	OL	SO	6-2	300	St Martin, Miss.	St. Martin HS	
97	Darius Hill	DL	FR	6-1	280	Richland, Miss.	Richland HS	
85	Shaquan Holmes	WR	JR	6-0	180	Jackson, Miss.	Forest Hill HS	Jackson State
91	Camron Hooper	DL	SO	6-1	250	Vanceleave, Miss.	Vanceleave HS	
23	David Hudson	DB	SO	5-7	170	Jackson, Miss.	Callaway HS	
88	Isaiah Johnson	WR	JR	5-9	175	Ridgeland, Miss.	Ridgeland HS	
16	Peyton Johnson	QB	FR	6-3	190	Madison, Miss.	Germantown HS	
10	Steven Joiner	LB	SR	6-0	230	Raymond, Miss.	Raymond HS	Southwest CC
52	Terrence Keys	LB	SR	5-11	230	New Orleans, La.	White Station HS	Gavilan College
8	Jack Lacy	DB	FR	6-0	155	San Antonio, Texas	William Howard Taft HS	
	Gerald Lampkin	RB	JR	5-8	205	Yazoo City, Miss	Yazoo City HS	Coahoma CC
	Casey Landers	LB	FR	5-11	190	Vicksburg, Miss.	Vicksburg Catholic HS	
29	Keith Marshall	DB	SO	6-1	200	Monroe, La.	Wossman HS	Mississippi Delta CC
83	Dillon Massingill	WR	JR	5-10	175	Richland, Miss.	Richland HS	
92	Ashlen McCain	DL	SO	6-1	260	Ethel, Miss.	Ethel HS	

ALPHABETICAL ROSTER

#	FULL NAME	POS	YEAR	HT	WT	HOMETOWN	HIGH SCHOOL	PREVIOUS SCHOOL
94	Rico McCullum	DL	SO	6-3	245	Yazoo City, Miss.	Yazoo City HS	
18	Jacob McNeill	WR	SO	5-9	170	Laplace, La.	East Saint John	
	Brandon Moore	RB	SR	5-8	185	Madison, Miss.	Madison Central HS	
26	Kolbe Mosely	RB	FR	5-9	170	Chattanooga, Tenn.	LaFayette HS	
44	Justin Munoz	LB	SR	5-9	205	Los Angeles, Calif.	Bell Gardens HS	East Los Angeles College
21	Martel Myers	DB	SR	5-7	190	Long Beach, Calif.	Long Beach Wilson HS	Compton College
46	Isaac Nelson	DB	JR	6-2	195	Terry, Fla.	Taylor County HS	Union (Ky.)
	Terrance Nelson	DB	FR			Mobile, Ala.	Rain HS	
	Denarius Noel	LB	SO			Utica, Miss.	Hinds Agricultural HS	
6	Derek O'Neal	DL	JR	6-2	245	Gainesville, Fla.	Eastside HS	
27	Devin Odom	RB	JR	5-10	180	Fairhope, Ala.	Fairhope HS	
33	Garrett Osborne	LB	SO	5-11	210	Denham Springs, La.	Denham Springs HS	
41	Alonzo Peavy	LB	JR	5-10	220	Pascagoula, Miss.	Resurrection Catholic School	
17	Brick Pugh	QB	FR	6-0	180	Athens, Ala.	East Limestone HS	
14	Deon Richardson	WR	JR	5-6	150	Florence, Miss.	McLaurin HS	
31	Derek Robinson	DB	FR	5-11	160	New Orleans, La.	Sophie B. Wright HS	
11	Tanner Rogers	DL	FR	6-5	225	Baker, Fla.	Pike Liberal Arts School	
53	Matthew Rymer	LB	SO	6-0	210	Natchez, Miss.	Adams County Christian School	
93	Parker Rymer	DL	FR	6-6	225	Natchez, Miss.	Adams County Christian School	
19	Nolan Satcher	WR	SO	5-11	175	Denham Springs, La.	Denham Springs HS	
36	Eric Seabon	DB	FR	6-1	175	Prattville, Ala.	Prattville HS	
84	Kevin Shief	WR	JR	5-10	170	New Orleans, La.	West Jefferson HS	Northwestern State
25	Denzel Smith	RB	FR	5-10	210	Robertsdale, Ala.	Robertsdale HS	
30	Rashun Smith	LB	SO	5-11	225	Petal, Miss.	Petal HS	
22	Maurice Stewart	DB	SO	5-11	185	Baton Rouge, La.	Broadmoor HS	Southern Univ.
2	Isaiah Swopes	DB	FR	5-8	160	Ocean Springs, Miss.	Ocean Springs HS	
4	Darien Thomas	WR	JR	6-4	205	Mobile, Ala.	Theodore HS	Benedict College
87	Nathan Thomas	WR	FR	5-5	150	Sherwood, Ark.	Sylvan Hills HS	
67	Sean Thornton	OL	FR	6-1	270	Raymond, Miss.	Clinton Christian Academy	
61	Sean Tierney	OL	SO	6-1	260	Keller, Texas	Keller HS	
39	Trea Toins	WR	FR	5-6	140	Florence, Miss.	Florence HS	
73	Trey Tolliver	OL	JR	6-2	305	Baton Rouge, La.	Glen Oaks HS	Arkansas-Monticello
	Robert Trotter	DB	JR	6-0	165			
49	Samuel True	DB	FR	6-0	175	Ponchatoula, La.	Ponchatoula HS	
32	Ray Tunstall	DB	FR	5-10	175	Robertsdale, Ala.	Robertsdale HS	
35	Alvin Vaughn	DB	JR	5-11	180	Baton Rouge, La.	McKinley HS	
	Taylor Walker	DB	FR					
56	Marlon Warren	LB	FR	5-10	205	Vanceleave, Miss.	Vanceleave HS	
15	Clayton Webb	QB	FR	6-0	180	Friendswood, Texas	Bay Area Christian School	
3	Ken Wells	QB	FR	5-9	190	Talladega, Ala.	Talladega HS	
	Schley White	LB	FR			Caruthersville, Mo.	Dyersburg HS	
38	Caleb Wiechmann	DB	SR	6-1	180	Fort Worth, Texas	J. Frank Dobie HS	
9	Nate Williams	WR	JR	5-9	170	New Orleans, La.	Riverside Academy	
60	Arthur Wilson	OL	FR	6-5	350	Houston, Texas	Alief Hastings HS	
80	Tevin Wink	WR	FR	5-10	180	Sardis, Miss.	North Panola HS	
	Keith Woodard	LB	FR	5-8	210	Weir, Miss.	Weir Attendance Center	East Mississippi CC
47	Queondre Wynn	LB	JR	6-0	230	Tuscaloosa, Ala.	Hillcrest HS	East Central CC
5	Blake Yorloff	DB	FR	5-10	180	Katy, Texas	Seven Lakes HS	
59	Jordan Young	OL	JR	6-3	315	New Orleans, La.	Thomas Jefferson HS	



**2014
IN REVIEW**

2014 RESULTS

Date	Opponent	W/L	Score	Record	Duration	Attendance
Aug 30, 2014	at Texas College	W	44-6	1-0-0	3:30	285
Sep 06, 2014	Mississippi College	W	32-14	2-0-0	2:32	4300
Sep 13, 2014	at #4 Cumberlands (Ky.)	L	27-31	2-1-0	3:00	2400
Sep 20, 2014	at #21 Cumberland Univ.	L	9-41	2-2-0	2:55	1220
Sep 27, 2014	Campbellsville	L	13-31	2-3-0	3:00	1368
Oct 11, 2014	Bluefield	L	27-45	2-4-0	2:52	413
Oct 18, 2014	Reinhardt	L	24-35	2-5-0	2:43	752
Oct 25, 2014	at #14 Lindsey Wilson	L	14-91	2-6-0	3:09	1407
Nov 01, 2014	at #4 Faulkner University	L	14-55	2-7-0	2:30	2560
Nov 08, 2014	Pikeville	L	31-41	2-8-0	3:00	215
Nov 15, 2014	Bethel	L	34-39	2-9-0	2:55	620
269-429						15540

2014 TEAM OFFENSIVE STATISTICS BY GAME

	Rushing				Receiving				Passing				Kick Ret				Punt Ret				tot off
	no.	yds	td	lg	no.	yds	td	lg	c-a-i	yds	td	lg	no.	yds	td	lg	no.	yds	td	lg	
Belhaven	19	68	0	24	37	322	4	38	37-53-0	322	4	38	1	10	0	10	3	46	1	39	390
at Texas College	22	-24	0	13	22	250	1	57	22-54-1	250	1	57	6	149	0	41	0	0	0	0	226
Mississippi College	39	146	2	54	6	31	0	17	6-17-0	31	0	17	5	102	0	23	0	0	0	0	177
at Belhaven	40	206	2	18	30	294	3	35	30-46-0	294	3	35	3	44	0	21	1	20	0	20	500
Belhaven	19	-30	0	10	36	465	4	65	36-65-0	465	4	65	5	78	0	29	1	32	0	32	435
at Cumberlands	56	295	3	67	10	168	1	60	10-15-1	168	1	60	3	78	0	30	0	0	0	0	463
Belhaven	30	57	0	13	54	430	1	22	54-75-5	430	1	22	7	167	0	40	1	4	0	4	487
at Cumberland	51	331	5	76	9	110	0	29	9-16-0	110	0	29	2	11	0	11	1	0	0	0	441
Campbellsville	44	156	1	29	21	233	3	30	21-32-1	233	3	30	3	22	0	17	1	4	0	4	389
at Belhaven	24	9	0	17	29	397	2	74	29-48-2	397	2	74	6	162	0	39	1	7	0	7	406
Bluefield	67	446	5	85	1	5	1	5	1-5-0	5	1	5	4	157	0	89	0	0	0	0	451
at Belhaven	15	43	3	14	30	434	1	40	30-59-4	434	1	40	7	147	0	39	1	3	0	3	477
Reinhardt	42	206	4	26	5	128	1	33	5-14-0	128	1	33	5	47	0	24	1	6	0	6	334
at Belhaven	48	291	2	57	15	143	1	19	15-30-1	143	1	19	5	86	0	24	1	23	0	23	434
Belhaven	35	40	0	14	40	277	2	23	40-73-6	277	2	23	12	186	0	35	2	26	0	18	317
at Lindsey Wilson	36	118	4	17	20	417	6	83	20-38-0	417	6	83	1	7	0	7	0	0	0	0	535
Belhaven	33	67	0	15	16	161	2	30	16-40-3	161	2	30	7	116	0	30	1	10	0	10	228
at Faulkner	39	105	4	17	12	192	1	63	12-25-1	192	1	63	1	100	1	100	0	0	0	0	297
Pikeville	40	298	4	50	8	113	1	29	8-20-1	113	1	29	3	45	0	28	0	0	0	0	411
at Belhaven	58	242	1	28	31	379	4	52	31-45-1	379	4	52	7	108	0	23	2	3	0	6	621
Bethel	54	259	3	19	12	184	1	37	12-22-0	184	1	37	6	157	1	87	2	10	0	10	443
at Belhaven	33	150	1	71	38	410	4	65	38-53-0	410	4	65	8	194	0	53	0	0	0	0	560
Belhaven	354	1143	9	71	356	3712	28	74	356-587-22	3712	28	74	68	1298	0	53	14	174	1	39	4855
Opponent	490	2336	35	85	126	1831	16	83	126-258-5	1831	16	83	39	875	2	100	5	20	0	10	4167

2014 TEAM DEFENSIVE STATISTICS BY GAME

	Tackles			TFL		Sacks		Fumble			Int		pass		blkd	PAT			pts	
	solo	ast	total	tfl	yds	no.	yds	ff	fr	yds	no.	yds	qbh	brup	kick	kicks	rush	rcv		saf
Belhaven	40	4	42.0	12.0	48	6.0	35	0	1	3	1	17	0	0	0	4-4	0	2	0	44
at Texas College	42	12	48.0	7.0	9	0.0	0	0	0	0	0	0	0	1	0	0-0	0	0	0	6
Mississippi College	37	58	66.0	5.0	25	2.0	19	0	0	0	0	0	0	2	0	2-2	0	0	0	14
at Belhaven	29	38	48.0	10.0	42	2.0	23	1	1	0	0	0	0	5	0	2-2	0	0	0	32
Belhaven	40	36	58.0	7.0	17	0.0	0	0	0	0	1	7	0	1	0	3-4	0	0	0	27
at Cumberlands	42	20	52.0	12.0	71	8.0	53	0	0	0	0	0	0	5	0	4-4	0	0	0	31
Belhaven	30	56	58.0	6.0	19	0.0	0	0	0	0	0	0	0	2	0	0-0	0	0	0	9
at Cumberland	58	48	82.0	9.0	46	5.0	32	1	2	0	5	3	3	3	0	5-5	0	0	0	41
Campbellsville	39	28	53.0	12.0	52	5.0	33	2	2	0	2	62	0	5	1	2-2	1	0	0	31
at Belhaven	40	48	64.0	10.0	35	6.0	29	1	1	0	1	37	0	4	0	1-1	0	0	0	13
Bluefield	33	24	45.0	3.0	12	2.0	11	0	0	0	4	47	0	7	0	6-6	0	0	0	45
at Belhaven	34	62	65.0	12.0	45	5.0	22	1	1	0	0	0	0	2	1	3-4	0	0	0	27
Reinhardt	41	46	64.0	5.0	19	2.0	15	0	0	0	1	32	0	4	0	5-5	0	0	0	35
at Belhaven	27	34	44.0	0.0	0	0.0	0	0	0	0	0	0	0	3	0	3-3	0	0	0	24
Belhaven	36	18	45.0	5.0	13	1.0	5	2	0	0	0	0	0	2	1	2-2	0	0	0	14
at Lindsey Wilson	61	22	72.0	14.0	38	4.0	23	0	1	0	6	137	0	5	0	13-13	0	0	0	91
Belhaven	43	2	44.0	8.0	22	3.0	9	1	1	10	1	0	0	3	0	2-2	0	0	0	14
at Faulkner	29	40	49.0	11.0	51	7.0	44	4	4	87	3	31	0	4	1	7-8	0	0	0	55
Pikeville	65	42	86.0	9.0	42	4.0	29	2	2	0	1	44	0	1	0	5-5	0	0	0	41
at Belhaven	30	32	46.0	9.0	27	3.0	17	2	1	0	1	30	0	3	0	1-1	0	0	0	31
Bethel	47	42	68.0	13.0	73	7.0	56	1	0	0	0	0	0	6	0	3-4	0	0	0	39
at Belhaven	42	50	67.0	5.0	27	2.0	19	1	1	0	0	0	0	2	0	4-5	0	0	0	34
Belhaven	391	380	581.0	84.0	295	28.0	159	9	7	13	5	91	0	27	2	25-28	0	2	0	269
Opponents	494	382	685.0	100.0	438	46.0	315	10	11	87	22	356	3	43	2	52-54	1	0	0	429

BELHAVEN FOOTBALL

B 2014 TEAM STATISTICS

2014 TEAM GAME BY GAME COMPARISON

Opponent	Score	First Downs				Rushing Att-Yards	Passing		Total Offense Plays-Yards	Return Yards	Turn-Overs
		Total	Rush	Pass	Pen		Comp-Att-Int	Yards			
at Texas College	44-6	21/14	2/3	14/9	5/2	19-68 / 22-24	37-53-0 / 22-54-1	322/250	72-390 / 76-226	76/149	0/2
Mississippi College	32-14	29/14	12/9	16/2	1/3	40-206 / 39-146	30-46-0 / 6-17-0	294/31	86-500 / 56-177	64/102	0/1
at Cumberlands	27-31	21/20	2/11	16/6	3/3	19--30 / 56-295	36-65-0 / 10-15-1	465/168	84-435 / 71-463	117/78	0/1
at Cumberland	9-41	31/18	3/11	24/6	4/1	30-57 / 51-331	54-75-5 / 9-16-0	430/110	105-487 / 67-441	171/14	7/0
Campbellsville	13-31	20/23	2/12	15/11	3/0	24-9 / 44-156	29-48-2 / 21-32-1	397/233	72-406 / 76-389	206/88	4/2
Bluefield	27-45	21/24	1/18	19/0	1/6	15-43 / 67-446	30-59-4 / 1-5-0	434/5	74-477 / 72-451	150/204	4/1
Reinhardt	24-35	25/18	17/12	8/4	0/2	48-291 / 42-206	15-30-1 / 5-14-0	143/128	78-434 / 56-334	109/85	1/0
at Lindsey Wilson	14-91	23/22	5/6	15/14	3/2	35-40 / 36-118	40-73-6 / 20-38-0	277/417	108-317 / 74-535	212/144	7/0
at Faulkner	14-55	16/15	4/6	8/7	4/2	33-67 / 39-105	16-40-3 / 12-25-1	161/192	73-228 / 64-297	136/218	7/2
Pikeville	31-41	33/21	16/15	17/5	0/1	58-242 / 40-298	31-45-1 / 8-20-1	379/113	103-621 / 60-411	141/89	3/2
Bethel	34-39	23/27	9/16	13/9	1/2	33-150 / 54-259	38-53-0 / 12-22-0	410/184	86-560 / 76-443	194/167	0/1
Totals	269-429	263/216	73/119	165/73	25/24	354-1143 / 490-2336	356-587-22 / 126-258-5	3712/1831	941-4855 / 748-4167	1576/1338	33/12

TEAM STATISTICS

	BU	OPP			
Scoring	269	429			
Points Per Game	24.5	39.0			
First Downs	263	216			
Rushing	73	119			
Passing	165	73			
Penalty	25	24			
Rushing Yards	1143	2336			
Attempts	354	490			
Per Rush	3.2	4.8			
Per Game	103.9	212.4			
TDs Rushing	9	35			
Passing Yards	3712	1831			
Comp-Att-Int	356-587-22	126-258-5			
Per Catch	10.4	14.5			
Per Game	337.5	166.5			
TDs Passing	28	16			
Total Offense	4855	4167			
Total Plays	941	748			
Per Play	5.2	5.6			
Per Game	441.4	378.8			
Kick Returns-Yards	68-1298	39-875			
Punt Returns-Yards	14-174	5-20			
Interceptions-Yards	5-91	22-356			
Fumbles-Lost	14-11	13-7			
Penalties-Yards	92-765	74-692			
Per Game	69.5	62.9			
Punts-Yards	29-1094	49-1861			
Average Per Punt	37.7	38.0			
Kickoffs-Yards	45-2134	78-4321			
Average Per Kick	47.4	55.4			
Time of Possession/Game	29:40	31:41			
3rd-Down Conversions	73/193	52/153			
3rd-Down Pct	38%	34%			
4th-Down Conversions	26/72	16/31			
4th-Down Pct	36%	52%			
Sacks By-Yards	28-159	46-315			
Touchdowns Scored	39	58			
Field Goals-Attempts	2-4	9-12			
PAT-Attempts	(25-28) 89%	(52-54) 96%			
Red-Zone Scores	(28-43) 65%	(42-54) 78%			
Red-Zone Touchdowns	(26-43) 60%	(34-54) 63%			
Attendance	7668	2912			
Games/Avg Per Game	6/1278	5/582			
Score by quarters	1st	2nd	3rd	4th	Total
Belhaven	61	101	71	55	288
Opponents	78	157	133	100	468



2014 INDIVIDUAL STATISTICS

PASSING

Player	GP-GS	Effic	Cmp-Att-Int	Pct	Yards	TD	Long	Avg/G
Conner Preston	4-4	134.1	132-204-2	64.7	1300	11	65	325.0
Mickey Forrest	8-4	109.7	111-192-12	57.8	1275	5	74	159.4
Brian Ensminger	8-2	146.9	77-122-3	63.1	895	10	65	111.9
Eric Mosley	4-0	79.0	36-67-5	53.7	242	2	23	60.5
Total	11	122.0	356-587-22	60.6	3712	28	74	337.5

RUSHING

Player	GP-GS	Att	Gain	Loss	Net	Avg	TD	Long	Avg/G
Aaron Spikes	11-8	90	582	14	568	6.3	2	71	51.6
Kadero Edley	11-5	93	503	35	468	5.0	6	28	42.5
Devin Odom	11-0	30	96	7	89	3.0	0	18	8.1
Eric Mosley	4-0	21	101	29	72	3.4	0	15	18.0
Kasey Akins	11-9	14	58	4	54	3.9	0	13	4.9
Brian Ensminger	8-2	47	154	136	18	0.4	0	19	2.2
Greg Livingston	11-11	5	24	7	17	3.4	0	16	1.5
Nate Williams	6-0	1	7	0	7	7.0	0	7	1.2
Conner Preston	4-4	21	41	89	-48	-2.3	1	9	-12.0
Mickey Forrest	8-4	28	42	130	-88	-3.1	0	13	-11.0
Total	11	354	1608	465	1143	3.2	9	71	103.9

RECEIVING

Player	GP-GS	No.	Yards	Avg	TD	Long	Avg/G
Greg Livingston	11-11	117	1341	11.5	8	74	121.9
Darien Thomas	11-11	52	698	13.4	13	65	63.5
Lamiquell Roberts	11-7	49	627	12.8	5	52	57.0
Kasey Akins	11-9	33	241	7.3	1	40	21.9
Aaron Spikes	11-8	26	217	8.3	0	65	19.7
Kadero Edley	11-5	25	138	5.5	0	15	12.5
Devin Odom	11-0	20	126	6.3	0	20	11.5
Nate Williams	6-0	9	77	8.6	0	21	12.8
Jacob McNeil	2-1	8	64	8.0	1	18	32.0
Quran Hasan	9-0	5	67	13.4	0	29	7.4
Lorenzo James	6-2	5	66	13.2	0	38	11.0
Trey Rich	7-0	2	13	6.5	0	9	1.9
KeAndre Williams	2-0	2	4	2.0	0	2	2.0
Brian Ensminger	8-2	1	19	19.0	0	19	2.4
Camron Bennett	1-0	1	10	10.0	0	10	10.0
Nolan Satcher	2-0	1	4	4.0	0	4	2.0
Total	11	356	3712	10.4	28	74	337.5

FIELD GOALS

Player	Made-Att	Pct	01-19	20-29	30-39	40-49	50-99	Long	Blkd
Alonso Acosta	2-4	50.0	0-0	2-3	0-1	0-0	0-0	23	1
Total	2-4	50.0	0-0	2-3	0-1	0-0	0-0	23	1

PUNTING

Player	No.	Yards	Avg	Long	TB	FC	I20	50+	Blkd
Conner Preston	13	496	38.2	50	0	0	6	1	0
Mickey Forrest	7	235	33.6	57	0	0	2	1	0
Eric Mosley	4	175	43.8	62	1	0	1	2	0
Cu. Westerfield	3	150	50.0	53	0	0	0	2	0
Brian Ensminger	1	27	27.0	27	0	0	0	0	1
Total	29	1094	37.7	62	1	0	9	6	1

KICKOFFS

Player	No.	Yards	Avg	TB	OB	Retn	Net	YdLn
Cu. Westerfield	31	1531	49.4	1	2			
Alonso Acosta	14	603	43.1	0	0			
Total	45	2134	47.4	1	2	22.4	27.4	37

BELHAVEN FOOTBALL

B 2014 INDIVIDUAL STATISTICS

DEFENSE

Player	GP-S	Tackles			TFL #-Yds	Sacks No-Yds	Int #-Yds	Pass Defense			Fumb Rcv-Yds	FF	Blk Kick	Saf
		Solo	Ast	Tot				BU	PD	Qbh				
Alvin Vaughn	10-9	39	50	64.0	7.5-21	1.5-8	.	4	4	.	.	1	.	.
Steven Joiner	11-11	35	31	50.5	12.0-56	4.5-31	.	2	2	.	2-0	2	.	.
Gregory Goree	10-8	21	44	43.0	12.0-54	5.0-37	.	2	2	.	1-0	.	.	.
Queondre Wynn	11-3	26	31	41.5	11.0-27	2.0-8	.	1	1
Chris Smith	11-11	31	17	39.5	.	.	.	5	5	.	.	.	1	.
Syndrick Malone	11-10	30	13	36.5	2.0-6	0.5-3	1-30	2	3	.	.	1	.	.
Stefon Hayles	10-1	23	17	31.5	2.0-9	0.5-4	1-0	.	1	.
Chris Brown	8-8	21	16	29.0	2.5-3	.	1-7	.	1
Victor Byers	10-8	14	27	27.5	8.5-22	3.5-12	.	1	1
Alonzo Peavy	11-9	16	16	24.0	4.5-27	4.0-24
David Hudson	10-4	16	7	19.5	1.0-1	.	1-0	2	3	.	.	1	.	.
Anthony Coleman	9-2	10	17	18.5	1.5-2	1	.	.
Justin Munoz	10-8	14	8	18.0	3.5-13	2.5-10	2-3	1	.	.
Kelvin Hilton	10-4	9	8	13.0	1.0-7	1.0-7
Martell Meyers	8-0	7	6	10.0	1.5-4	1-10	.	.	.
Garrett Osborne	6-1	5	9	9.5	3.0-9	0.5-4
Brennan Dunklin	8-2	5	9	9.5	1.0-2	.	.	1	1
Marvin Grady	9-5	4	9	8.5	1.0-2	1.0-1	1	.	.
Curtis Hall	5-1	8	1	8.5	.	.	2-54	2	4
Derek O'Neal	6-2	4	9	8.5	1.0-7	1.0-7	1	.	.
Jeremiah Beck	8-6	4	8	8.0	1.5-3	.	.	1	1
Stanley Childs	3-1	5	5	7.5	1.5-11
Glenn Salisbury	7-3	6	3	7.5	2.0-1
William Johnson	5-3	6	1	6.5	.	.	.	2	2
Trey Harris	5-0	4	3	5.5	.	.	.	1	1
Allswell Opusunju	2-0	4	1	4.5
Ryan Beatty	1-0	2	3	3.5
Terrence Keys	2-0	3	.	3.0	1.0-2
Cal Cherry	2-0	2	2	3.0	1.0-3
Rashun Smith	5-0	1	4	3.0
Jabaris Thompson	1-0	2	1	2.5
Greg Livingston	11-11	2	1	2.5
Quran Hasan	9-0	2	.	2.0
Cu. Westerfield	7-0	2	.	2.0
Lamiquell Roberts	11-7	2	.	2.0
Darien Thomas	11-11	2	.	2.0
Trey Tolliver	9-8	1	.	1.0
Jack Gruba	1-0	1	.	1.0
Devin Odom	11-0	.	2	1.0
Kadero Edley	11-5	1	.	1.0
Mickey Forrest	8-4	1	.	1.0
Sheldon Peters	2-0	.	1	0.5	0.5-3	0.5-3
Dameion Lee	1-0	1	1
Total	11-0	391	380	581.0	84-295	28-159	5-91	27	32	.	7-13	9	2	.

PUNT RETURNS

Player	No.	Yards	Avg	TD	Long
Greg Livingston	13	167	12.8	1	39
Trey Rich	1	7	7.0	0	7
Total	14	174	12.4	1	39

KICK RETURNS

Player	No.	Yards	Avg	TD	Long
Aaron Spikes	19	356	18.7	0	42
Kadero Edley	16	334	20.9	0	53
Devin Odom	12	231	19.2	0	34
Kasey Akins	9	184	20.4	0	30
Greg Livingston	4	88	22.0	0	39
Lamiquell Roberts	3	25	8.3	0	10
Allswell Opusunju	2	57	28.5	0	29
Trey Rich	2	21	10.5	0	13
Quran Hasan	1	2	2.0	0	2
Total	68	1298	19.1	0	53

INDIVIDUAL GAME HIGHS

Category	Stat	Player	Opponent	Date
Rushes	28	Kadero Edley	Reinhardt	Oct 18, 2014
Yards Rushing	162	Kadero Edley	Pikeville	Nov 08, 2014
TD Rushes	3	Kadero Edley	Bluefield	Oct 11, 2014
Long Rush	71	Aaron Spikes	Bethel	Nov 15, 2014
Pass attempts	65	Conner Preston	Cumberlands	Sep 13, 2014
Pass completions	38	Brian Ensminger	Bethel	Nov 15, 2014
Yards Passing	465	Conner Preston	Cumberlands	Sep 13, 2014
TD Passes	4	Conner Preston	Texas College	Aug 30, 2014
		Conner Preston	Cumberlands	Sep 13, 2014
		Brian Ensminger	Pikeville	Nov 08, 2014
		Brian Ensminger	Bethel	Nov 15, 2014
Long Pass	74	Mickey Forrest	Campbellsville	Sep 27, 2014
Receptions	13	Greg Livingston	Cumberland Univ.	Sep 20, 2014
		Greg Livingston	Pikeville	Nov 08, 2014
Yards Receiving	195	Greg Livingston	Pikeville	Nov 08, 2014
TD Receptions	3	Greg Livingston	Texas College	Aug 30, 2014
		Darien Thomas	Cumberlands	Sep 13, 2014
Long Reception	74	Greg Livingston	Campbellsville	Sep 27, 2014
Field Goals	1	Alonso Acosta	Cumberland Univ.	Sep 20, 2014
		Alonso Acosta	Reinhardt	Oct 18, 2014
Long Field Goal	23	Alonso Acosta	Cumberland Univ.	Sep 20, 2014
Punts	6	Conner Preston	Cumberlands	Sep 13, 2014
Punting Avg	59.0	Eric Mosley	Lindsey Wilson	Oct 25, 2014
Long Punt	62	Eric Mosley	Faulkner University	Nov 01, 2014
Punts inside 20	3	Conner Preston	Cumberlands	Sep 13, 2014
Long Punt Return	39	Greg Livingston	Texas College	Aug 30, 2014
Long Kickoff Return	53	Kadero Edley	Bethel	Nov 15, 2014
Tackles	12.0	Alvin Vaughn	Mississippi College	Sep 06, 2014
		Alvin Vaughn	Cumberlands	Sep 13, 2014
Sacks	2.0	Justin Munoz	Texas College	Aug 30, 2014
		Gregory Goree	Mississippi College	Sep 06, 2014
		Steven Joiner	Bluefield	Oct 11, 2014
Tackles For Loss	3.5	Gregory Goree	Bluefield	Oct 11, 2014
Interceptions	1	Curtis Hall	Texas College	Aug 30, 2014
		Chris Brown	Cumberlands	Sep 13, 2014
		Curtis Hall	Campbellsville	Sep 27, 2014
		David Hudson	Faulkner University	Nov 01, 2014
		Syndrick Malone	Pikeville	Nov 08, 2014

TEAM GAME HIGHS

Category	Stat	Opponent	Date
Rushes	58	vs Pikeville	Nov 08, 2014
Yards Rushing	291	vs Reinhardt	Oct 18, 2014
Yards Per Rush	6.1	vs Reinhardt	Oct 18, 2014
TD Rushes	3	vs Bluefield	Oct 11, 2014
Pass attempts	75	at Cumberland Univ.	Sep 20, 2014
Pass completions	54	at Cumberland Univ.	Sep 20, 2014
Yards Passing	465	at Cumberlands	Sep 13, 2014
Yards Per Pass	8.4	vs Pikeville	Nov 08, 2014
TD Passes	4	at Texas College	Aug 30, 2014
		at Cumberlands	Sep 13, 2014
		vs Pikeville	Nov 08, 2014
		vs Bethel	Nov 15, 2014
Total Plays	108	at Lindsey Wilson	Oct 25, 2014
Total Offense	621	vs Pikeville	Nov 08, 2014
Yards Per Play	6.5	vs Bethel	Nov 15, 2014
Points	44	at Texas College	Aug 30, 2014
Sacks By	6	at Texas College	Aug 30, 2014
		vs Campbellsville	Sep 27, 2014
First Downs	33	vs Pikeville	Nov 08, 2014
Penalties	14	at Cumberlands	Sep 13, 2014
		vs Bluefield	Oct 11, 2014
Penalty Yards	134	at Cumberlands	Sep 13, 2014
Turnovers	7	at Cumberland Univ.	Sep 20, 2014
		at Lindsey Wilson	Oct 25, 2014
		at Faulkner University	Nov 01, 2014
Interceptions By	1	at Texas College	Aug 30, 2014
		at Cumberlands	Sep 13, 2014
		vs Campbellsville	Sep 27, 2014
		at Faulkner University	Nov 01, 2014
		vs Pikeville	Nov 08, 2014
Punts	6	at Cumberlands	Sep 13, 2014
Punting Avg	53.3	at Lindsey Wilson	Oct 25, 2014
Long Punt	62	at Faulkner University	Nov 01, 2014
Punts inside 20	3	at Cumberlands	Sep 13, 2014
Long Punt Return	39	at Texas College	Aug 30, 2014



HISTORY & RECORDS

YEAR-BY-YEAR AND SERIES RECORDS

YEAR-BY-YEAR RECORDS

Year	Coach	Overall				Conference				PF	PA	+/-
		GP	Win	Loss	Pct.	GP	Win	Loss	Pct.			
1998	Norman Joseph	10	4	6	.400	8	3	5	.375	222	321	-99
1999	Norman Joseph	11	7	4	.636	7	5	2	.714	273	284	-11
2000	Norman Joseph	10	5	5	.500	6	3	3	.500	230	268	-38
2001	Dennis Roland	10	4	6	.400	7	3	4	.429	193	235	-42
2002	Dennis Roland	11	5	6	.455	9	5	4	.556	227	258	-31
2003	Scott Highsmith	11	4	7	.364	9	2	7	.222	359	403	-44
2004 [^]	Scott Highsmith	11	5	6	.455	10	4	6	.400	223	274	-51
2005	Scott Highsmith	11	5	6	.455	8	4	4	.500	350	384	-34
2006+	Don Lee	11	7	4	.636	5	5	0	1.000	320	275	+45
2007	Don Lee	11	5	6	.455	5	3	2	.600	373	410	-37
2008	Don Lee	11	2	9	.182	5	1	4	.200	240	407	-167
2009	Joseph Thrasher	11	6	5	.545	6	4	2	.667	243	285	-42
2010	Joseph Thrasher	11	4	7	.364	6	1	5	.167	310	312	-2
2011	Joseph Thrasher	11	5	6	.455	6	3	3	.500	270	311	-41
2012	Joseph Thrasher	11	6	5	.545	6	4	2	.667	362	188	174
2013	Joseph Thrasher	11	3	8	.273	5	1	4	.200	288	468	-180
2014	Hal Mumme	11	2	9	.182	5	0	5	.000	269	429	-160
Total	17 Seasons	184	79	105	.429	113	51	62	.451	4745	5512	-767

[^] Belhaven finished 2004 season with 4-7 record, but W-L records reflect Kentucky Wesleyan vacated game on Nov. 13, 2004.

+ Belhaven finished 2006 season with 6-5 record, but W-L records reflect Bethel vacated game on Sep. 30, 2006.

SERIES RECORDS

Opponent	GP	W	L	Pct.	Str	First Meeting	Last Meeting	
Bethel (Tenn.)+	15	7	8	.467	L1	10/17/98	W 31-27	11/15/14 L 34-39
Bluefield (Va.)	3	2	1	.666	L1	10/13/12	W 66-10	10/11/14 L 27-45
Campbellsville (Ky.)	15	6	9	.400	L2	9/5/98	L 12-36	9/27/14 L 13-31
Concordia (Ala.)	3	0	3	.000	L3	8/26/06	L 24-27	9/6/08 L 19-27
Cumberland (Tenn.)	17	8	9	.471	L3	9/26/98	L 26-57	9/20/14 L 9-41
Cumberlands (Ky.)	13	6	7	.462	L4	11/14/98	W 29-22	9/13/14 L 27-31
Delta State (Miss.)	1	0	1	.000	L1	9/2/00	L 18-55	
Faulkner (Ala.)	7	4	3	.571	L2	10/4/08	W 49-24	11/1/14 L 14-55
Gardner-Webb (N.C.)	1	0	1	.000	L1	9/10/05	L 7-54	
Georgetown (Ky.)	11	0	11	.000	L11	10/10/98	L 17-43	11/12/11 L 7-33
Kentucky Christian	2	1	1	.500	L1	9/19/09	W 41-14	10/6/12 L 10-13
Kentucky Wesleyan [^]	2	2	0	1.000	W2	11/13/04	L 14-17 [^]	11/5/05 W 45-35
Lambuth (Tenn.)	12	4	8	.333	L2	11/7/98	L 32-34	10/31/09 L 16-54
Lindsey Wilson (Ky.)	5	2	3	.400	L2	9/18/10	W 49-21	10/25/14 L 14-91
Louisiana College	6	2	4	.333	L3	9/7/02	L 21-49	9/7/13 L 7-38
Mary Hardin-Baylor (Texas)	4	2	2	.500	L2	9/19/98	W 20-19	9/8/01 L 6-20
Millsaps (Miss.)	5	3	2	.600	L2	9/11/03	W 34-19	9/12/09 L 10-27
Mississippi College	5	2	3	.400	W2	9/18/99	L 21-38	9/6/14 W 32-14
North Greenville (S.C.)	3	1	2	.333	W1	9/12/98	L 0-14	11/11/00 W 37-18
Pikeville (Ky.)	8	3	5	.375	L2	10/27/01	L 21-30	11/8/14 L 31-41
Quincy (Ill.)	1	1	0	1.000	W1	9/30/00	W 14-7	
Reinhardt (Ga.)	2	0	2	.000	L2	10/19/13	L 17-49	10/18/14 L 24-35
Shorter (Ga.)	7	3	4	.429	L4	10/8/05	W 45-38	10/15/11 L 13-30
Southern Nazarene (Okla.)	2	0	2	.000	L2	9/9/06	L 14-21	9/8/07 L 21-28
Texas College	6	5	1	.833	W5	9/16/06	L 34-37	8/30/14 W 44-6
Union (Ky.)	13	8	5	.615	W1	10/3/98	W 35-31	10/22/11 W 20-14
Virginia-Wise	6	2	4	.333	W1	10/31/98	L 20-38	9/29/12 W 52-14
West Alabama	5	2	3	.400	L3	9/4/99	W 16-6	8/27/09 L 3-47
West Virginia Tech	3	3	0	1.000	W3	10/14/06	W 39-24	10/10/09 W 17-7
Wingate (N.C.)	1	0	1	.000	L1	11/10/01	L 16-26	

[^] Records reflect Kentucky Wesleyan vacated game on Nov. 13, 2004.

+ Records reflect Bethel vacated game on Sep. 30, 2006.

RECORD VS CONFERENCE (CURRENT CONFERENCE MEMBERSHIP)

Conference	GP	Win	Loss	Tie	Pct.	PF	PA	+/-
Big South Conference (FCS)	1	0	1	0	.000	7	54	-47
Division II Independent (NCAA D2)	5	2	3	0	.400	112	111	1
Great American Conference (NCAA D2)	2	0	2	0	.000	35	49	-14
Great Lakes Valley Conference (NCAA D2)	1	1	0	0	1.000	14	7	7
Gulf South Conference (NCAA D2)	18	7	11	0	.389	391	593	-202
Mountain East Conference (NCAA D2)	6	2	4	0	.333	176	200	-24
South Atlantic Conference (NCAA D2)	1	0	1	0	.000	16	26	-10
American Southwest Conference (NCAA D3)	10	4	6	0	.400	216	273	-57
Southern Athletic Association (NCAA D3)	5	3	2	0	.600	115	103	12
Central States Football League (NAIA)	6	5	1	0	.833	274	118	156
Mid-South Conference (NAIA)	111	46	65	0	.414	2959	3433	-418

BELHAVEN FOOTBALL

B RESULTS BY YEAR

1998

4-6 (3-5 MSC)

Date	Opponent	Result
9/5	*Campbellsville	L 12-36
9/12	North Greenville	L 0-14
9/19	at Mary Hardin-Baylor	W 20-19
9/26	*at Cumberland	L 26-57
10/3	*Union	W 35-31
10/10	*at Georgetown	L 17-43
10/17	*Bethel	W 31-27
10/31	*Virginia-Wise	L 20-38
11/7	*at Lambuth	L 32-34
11/14	*at Cumberlands	W 29-22

1999

7-4 (5-2 MSC)

Date	Opponent	Result
9/4	West Alabama	W 16-6
9/11	Mary Hardin-Baylor	W 19-16
9/18	at Mississippi College	L 21-38
9/25	*at Bethel	W 49-13
10/2	*at Cumberlands	W 32-6
10/9	*Cumberland	W 7-6
10/16	*at Campbellsville	W 34-32
10/23	*Union	W 24-14
10/30	*at Georgetown	L 31-63
11/6	*Lambuth	L 24-63
11/13	North Greenville	L 16-27

2000

5-5 (3-3 MSC)

Date	Opponent	Result
9/2	Delta St.	L 18-55
9/9	at Mary Hardin-Baylor	L 17-34
9/16	*Cumberlands	W 21-7
9/23	*at Lambuth	L 21-38
9/30	at Quincy	W 14-7
10/7	*at Campbellsville	L 34-35
10/14	*at Cumberland	W 13-11
10/21	*Georgetown	L 20-63
11/4	*Union	W 35-0
11/11	at North Greenville	W 37-18

2001

4-6 (3-4 MSC)

Date	Opponent	Result
9/1	at West Alabama	W 21-0
9/8	Mary Hardin-Baylor	L 6-20
9/15	*at Cumberlands	W 10-3
9/22	*Lambuth	W 42-35
10/6	*at Campbellsville	L 19-34
10/13	*Cumberland	L 21-24
10/20	*at Georgetown	L 6-44
10/27	*Pikeville	L 21-30
11/3	*at Union	W 31-19
11/10	Wingate	L 16-26

2002

5-6 (5-4 MSC)

Date	Opponent	Result
8/31	West Alabama	L 14-41
9/7	at Louisiana College	L 21-49
9/21	*Cumberlands	W 14-7
9/28	*at Lambuth	L 18-30
10/5	*Bethel	W 48-8
10/12	*Campbellsville	W 24-21
10/19	*at Cumberland	W 13-7
10/26	*Georgetown	L 7-40
11/2	*at Pikeville	L 20-21
11/9	*Union	W 35-14
11/16	*at Virginia-Wise	L 13-20

2003

4-7 (2-7 MSC)

Date	Opponent	Result
9/6	Louisiana College	W 48-7
9/11	at Millsaps	W 34-19
9/20	*at Cumberlands	L 24-48
9/27	*Lambuth	L 31-41
10/4	*at Bethel	W 49-35
10/11	*at Campbellsville	L 28-51
10/18	*Cumberland	L 31-41
10/25	*at Georgetown	L 44-74
11/1	*Pikeville	W 21-15
11/8	*at Union	L 14-34
11/15	*Virginia-Wise	L 35-38

2004

5-6 (4-6 MSC)

Date	Opponent	Result
9/4	*Cumberland	W 45-6
9/11	*at Union	L 23-36
9/18	*Lambuth	W 20-17
9/25	Millsaps	W 27-10
10/2	*at Virginia-Wise	W 28-21
10/9	*Georgetown	L 6-23
10/16	*at Pikeville	L 0-35
10/23	*Campbellsville	L 32-45
10/30	*at Cumberlands	L 16-35
11/6	*Bethel	L 25-46
11/13	*at Kentucky Wesleyan	W 1-0 [^]

[^] Kentucky Wesleyan vacated 17-14 win

2005

5-6 (4-4 MSC)

Date	Opponent	Result
9/10	at Gardner-Webb	L 7-54
9/17	*at Georgetown	L 15-41
9/24	at Millsaps	W 30-13
10/1	*at Union	L 33-44
10/8	*Shorter College	W 45-38
10/15	*Bethel	L 28-31
10/22	*at Lambuth	L 18-35
10/29	*Campbellsville	W 55-29
11/5	*Kentucky Wesleyan	W 45-35
11/12	*at Cumberland	W 58-12
11/17	at Mississippi College	L 16-52

2006

7-4 (5-0 MSC)

Date	Opponent	Result
8/26	at Concordia College	L 24-27
9/9	Southern Nazarene	L 14-21
9/16	at Texas College	L 34-37
9/23	Georgetown	L 13-40
9/30	*at Bethel	W 1-0 [^]
10/7	Union	W 26-23
10/14	*at West Virginia Tech	W 39-24
10/21	*Lambuth	W 34-15
10/28	at Campbellsville	W 49-46
11/4	*at Shorter College	W 40-35
11/11	*Cumberland	W 39-7

[^] Bethel vacated 51-21 win

2007

5-6 (3-2 MSC)

Date	Opponent	Result
9/1	Concordia College	L 19-32
9/8	at Southern Nazarene	L 21-28
9/15	Texas College	W 55-43
9/22	*Bethel	L 20-49
9/29	Pikeville	W 48-28
10/6	at Cumberlands	L 28-41
10/13	at Virginia-Wise	L 28-69
10/20	*Shorter College	W 25-21
10/27	*at Lambuth	W 47-44
11/3	*Campbellsville	W 48-20
11/10	*at Cumberland	L 34-35

2008

2-9 (1-4 MSC)

Date	Opponent	Result
8/30	at West Alabama	L 12-49
9/6	at Concordia College	L 19-27
9/13	Millsaps	L 14-34
9/27	*at Bethel	L 21-31
10/4	*Faulkner	W 49-24
10/11	West Virginia Tech	W 29-27
10/18	at Campbellsville	L 33-35
10/25	*Cumberland	L 43-46
11/1	*Lambuth	L 13-63
11/8	*at Shorter College	L 0-35
11/15	at Union	L 7-36

2009

6-5 (4-2 MSC)

Date	Opponent	Result
8/27	West Alabama	L 3-47
9/12	at Millsaps	L 10-27
9/19	*Kentucky Christian	W 41-14
9/26	*Bethel	W 21-13
10/3	*at Faulkner	W 29-10
10/10	at West Virginia Tech	W 17-7
10/17	Campbellsville	L 20-21
10/24	*at Cumberland	W 7-6
10/31	*at Lambuth	L 16-54
11/7	*Shorter College	L 42-55
11/14	Union	W 37-31

2010

4-7 (1-5 MSC)

Date	Opponent	Result
8/28	at Texas College	W 58-3
9/4	Louisiana College	W 41-34
9/11	at Mississippi College	L 14-21
9/18	Lindsey Wilson	W 49-21
10/2	*Bethel	L 28-43
10/9	*at Faulkner	L 31-41
10/16	*Shorter College	L 24-25
10/23	*at Union	L 15-34
10/30	*Cumberlands	W 24-21
11/6	*at Cumberland	L 7-45
11/13	at Georgetown	L 19-24

2011

5-6 (3-3 MSC)

Date	Opponent	Result
8/27	Texas College	W 47-3
9/3	at Louisiana College	L 24-32
9/10	Mississippi College	W 35-31
9/17	at Lindsey Wilson	L 28-34
10/1	*at Bethel	L 17-28
10/8	*Faulkner	W 45-27
10/15	*at Shorter College	L 13-30
10/22	*Union	W 20-14
10/29	*at Cumberlands	L 0-58
11/5	*Cumberland	W 34-21
11/12	Georgetown	L 7-33

2012

6-5 (4-2 MSC)

Date	Opponent	Result
9/1	at Cumberlands	L 10-21
9/8	Louisiana College	L 13-24
9/15	*at Cumberland	L 30-36
9/22	*Campbellsville	W 70-28
9/29	at Virginia-Wise	W 52-14
10/6	Kentucky Christian	L 10-13
10/13	*Bluefield College	W 66-10
10/20	*at Lindsey Wilson	W 35-7
10/27	*at Faulkner	W 35-0
11/3	Pikeville	W 24-14
11/10	*Bethel	L 17-21

2013

3-8 (1-4 MSC)

Date	Opponent	Result
8/31	Texas College	W 36-26
9/7	at Louisiana College	L 7-38
9/14	Cumberlands	L 17-41
9/21	*Cumberland	L 31-41
9/28	*at Campbellsville	L 22-54
10/12	at Bluefield	W 40-21
10/19	*at Reinhardt	L 17-49
10/26	Lindsey Wilson	L 15-49
11/2	*Faulkner	L 14-66
11/9	at Pikeville	L 34-38
11/16	*at Bethel	W 55-45

2014

2-9 (0-5 MSC)

Date	Opponent	Result
8/30	at Texas College	W 44-6
9/06	Mississippi College	W 32-14
9/13	at Cumberlands	L 27-31
9/20	*at Cumberland	L 9-41
9/27	*Campbellsville	L 13-31
10/11	Bluefield	L 27-45
10/18	*Reinhardt	L 24-35
10/25	at Lindsey Wilson	L 14-91
11/01	*at Faulkner	L 14-55
11/08	Pikeville	L 31-41
11/15	*Bethel	L 34-39

BETHEL (TENN.) 7-8

Date	Location	Result
10/17/98	* Home	W 31-27
9/25/99	* Away	W 49-13
10/5/02	* Home	W 48-8
10/4/03	* Away	W 49-35
11/6/04	* Home	L 25-46
10/15/05	* Home	L 28-31
9/30/06	* Away	W 1-0 [^]
9/22/07	* Home	L 20-49
9/27/08	* Away	L 21-31
9/26/09	* Home	W 21-13
10/2/10	* Home	L 28-43
10/1/11	* Away	L 17-28
11/10/12	* Home	L 17-21
11/16/13	* Away	W 55-45
11/15/14	* Home	L 34-39

[^] Bethel vacated 51-21 win

BLUEFIELD (VA.) 2-1

Date	Location	Result
10/13/12	* Home	W 66-10
10/12/13	Away	W 40-21
10/11/14	Home	L 27-45

CAMPBELLSVILLE (KY.) 6-9

Date	Location	Result
9/5/98	* Home	L 12-36
10/16/99	* Away	W 34-32
10/7/00	* Home	L 34-35
10/6/01	* Away	L 19-34
10/12/02	* Home	W 24-21
10/11/03	* Away	L 28-51
10/23/04	* Home	L 32-45
10/29/05	* Home	W 55-29
10/28/06	Away	W 49-46
11/3/07	* Home	W 48-20
10/18/08	Away	L 33-35
10/17/09	Home	L 20-21
9/22/12	* Home	W 70-28
9/28/13	* Away	L 22-54
9/27/14	* Home	L 13-31

CONCORDIA (ALA.) 0-3

Date	Location	Result
8/26/06	Away	L 24-27
9/1/07	Home	L 19-32
9/6/08	Away	L 19-27

CUMBERLAND (TENN.) 8-9

Date	Location	Result
9/26/98	* Away	L 26-57
10/9/99	* Home	W 7-6
10/14/00	* Away	W 13-11
10/13/01	* Home	L 21-24
10/19/02	* Away	W 13-7
10/18/03	* Home	L 31-41
9/4/04	* Home	W 45-6
11/12/05	* Away	W 58-12
11/11/06	* Home	W 39-7
11/10/07	* Away	L 34-35
10/25/08	* Home	L 43-46
10/24/09	* Away	W 7-6
11/6/10	* Away	L 7-45
11/5/11	* Home	W 34-21
9/15/12	* Away	L 30-36
9/21/13	* Home	L 31-41
9/20/14	* Away	L 9-41

CUMBERLANDS (KY.) 6-7

Date	Location	Result
11/14/98	* Away	W 29-22
10/2/99	* Away	W 32-6
9/16/00	* Home	W 21-7
9/15/01	* Away	W 10-3
9/21/02	* Home	W 14-7
9/20/03	* Away	L 24-48
10/30/04	* Away	L 16-35
10/6/07	Away	L 28-41
10/30/10	* Home	W 24-21
10/29/11	* Away	L 0-58
9/1/12	Away	L 10-21
9/14/13	Home	L 17-41
9/13/14	Away	L 27-31

DELTA STATE (MISS.) 0-1

Date	Location	Result
9/2/00	Home	L 18-55

FAULKNER (ALA.) 4-3

Date	Location	Result
10/4/08	* Home	W 49-24
10/3/09	* Away	W 29-10
10/9/10	* Away	L 31-41
10/8/11	* Home	W 45-27
10/27/12	* Away	W 35-0
11/2/13	* Home	L 14-66
11/1/14	* Away	L 14-55

GARDNER-WEBB (N.C.) 0-1

Date	Location	Result
9/10/05	Away	L 7-54

GEORGETOWN (KY.) 0-11

Date	Location	Result
10/10/98	* Away	L 17-43
10/30/99	* Away	L 31-63
10/21/00	* Home	L 20-63
10/20/01	* Away	L 6-44
10/26/02	* Home	L 7-40
10/25/03	* Away	L 44-74
10/9/04	* Home	L 6-23
9/17/05	* Away	L 15-41
9/23/06	Home	L 13-40
11/13/10	Away	L 19-24
11/12/11	Home	L 7-33

KENTUCKY CHRISTIAN 1-1

Date	Location	Result
9/19/09	* Home	W 41-14
10/6/12	Home	L 10-13

KENTUCKY WESLEYAN 2-0

Date	Location	Result
11/13/04	* Away	W 1-0 [^]
11/5/05	* Home	W 45-35

[^] Kentucky Wesleyan vacated 17-14 win

LAMBUTH (TENN.) 4-8

Date	Location	Result
11/7/98	* Away	L 32-34
11/6/99	* Home	L 24-63
9/23/00	* Away	L 21-38
9/22/01	* Home	W 42-35
9/28/02	* Away	L 18-30
9/27/03	* Home	L 31-41
9/18/04	* Home	W 20-17
10/22/05	* Away	L 18-35
10/21/06	* Home	W 34-15
10/27/07	* Away	W 47-44
11/1/08	* Home	L 13-63
10/31/09	* Away	L 16-54

LINDSEY WILSON (KY.) 2-3

Date	Location	Result
9/18/10	Home	W 49-21
9/17/11	Away	L 28-34
10/20/12	* Away	W 35-7
10/26/13	Home	L 15-49
10/25/14	Away	L 14-91

LOUISIANA COLLEGE 2-4

Date	Location	Result
9/7/02	Away	L 21-49
9/6/03	Home	W 48-7
9/4/10	Home	W 41-34
9/3/11	Away	L 24-32
9/8/12	Home	L 13-24
9/7/13	Away	L 7-38

MARY HARDIN-BAYLOR (TEXAS) 2-2

Date	Location	Result
9/19/98	Away	W 20-19
9/11/99	Home	W 19-16
9/9/00	Away	L 17-34
9/8/01	Home	L 6-20

MILLSAPS (MISS.) 3-2

Date	Location	Result
9/11/03	Away	W 34-19
9/25/04	Home	W 27-10
9/24/05	Away	W 30-13
9/13/08	Home	L 14-34
9/12/09	Away	L 10-27

MISSISSIPPI COLLEGE 2-3

Date	Location	Result
9/18/99	Away	L 21-38
11/17/05	Away	L 16-52
9/11/10	Away	L 14-21
9/10/11	Home	W 35-31
9/6/14	Home	W 32-14

NORTH GREENVILLE (S.C.) 1-2

Date	Location	Result
9/12/98	Home	L 0-14
11/13/99	Home	L 16-27
11/11/00	Away	W 37-18

PIKEVILLE (KY.) 3-5

Date	Location	Result
10/27/01	* Home	L 21-30
11/2/02	* Away	L 20-21
11/1/03	* Home	W 21-15
10/16/04	* Away	L 0-35
9/29/07	Home	W 48-28
11/3/12	Home	W 24-14
11/9/13	Away	L 34-38
11/8/14	Home	L 31-41

QUINCY (ILL.) 1-0

Date	Location	Result
9/30/00	Away	W 14-7

REINHARDT (GA.) 0-2

Date	Location	Result
10/19/13	* Away	L 17-49
10/18/14	* Home	L 24-35

SHORTER (GA.) 3-4

Date	Location	Result
10/8/05	* Home	W 45-38
11/4/06	* Away	W 40-35
10/20/07	* Home	W 25-21
11/8/08	* Away	L 0-35
11/7/09	* Home	L 42-55
10/16/10	* Home	L 24-25
10/15/11	* Away	L 13-30

SOUTHERN NAZARENE (OKLA.) 0-2

Date	Location	Result
9/9/06	Home	L 14-21
9/8/07	Away	L 21-28

TEXAS COLLEGE 5-1

Date	Location	Result
9/16/06	Away	L 34-37
9/15/07	Home	W 55-43
8/28/10	Away	W 58-3
8/27/11	Home	W 47-3
8/31/13	Home	W 36-26
8/30/14	Away	W 44-6

UNION (KY.) 8-5

Date	Location	Result
10/3/98	* Home	W 35-31
10/23/99	* Home	W 24-14
11/4/00	* Home	W 35-0
11/3/01	* Away	W 31-19
11/9/02	* Home	W 35-14
11/8/03	* Away	L 14-34
9/11/04	* Away	L 23-36
10/1/05	* Away	L 33-44
10/7/06	Home	W 26-23
11/15/08	Away	L 7-36
11/14/09	Home	W 37-31
10/23/10	* Away	L 15-34
10/22/11	* Home	W 20-14

VIRGINIA-WISE 2-4

Date	Location	Result
10/31/98	* Home	L 20-38
11/16/02	* Away	L 13-20
11/15/03	* Home	L 35-38
10/2/04	* Away	W 28-21
10/13/07	Away	L 28-69
9/29/12	Away	W 52-14

WEST ALABAMA 2-3

Date	Location	Result
9/4/99	Home	W 16-6
9/1/01	Away	W 21-0
8/31/02	Home	L 14-41
8/30/08	Away	L 12-49
8/27/09	Home	L 3-47

WEST VIRGINIA TECH 3-0

Date	Location	Result
10/14/06	* Away	W 39-24
10/11/08	Home	W 29-27
10/10/09	Away	W 17-7

WINGATE (N.C.) 0-1

Date	Location	Result
11/10/01	Home	L 16-26

BELHAVEN FOOTBALL

B INDIVIDUAL SEASON LEADERS

PASSING

ATTEMPTS

1	Alex Williams	2010	426
2	Bryan Zbydniewski	2004	405
3	Josh Crouch	2005	364
4	Ryan Henry	2006	337
5	Matt Rich	2007	334

COMPLETIONS

1	Alex Williams	2010	245
2	Bryan Zbydniewski	2004	225
3	Ryan Henry	2006	216
4	Josh Crouch	2005	205
5	Matt Rich	2007	204

YARDS

1	Brian Zbydniewski	2003	3,888
2	Samuel Husband	2002	3,396
3	Ryan Henry	2006	2,950
4	Alex Williams	2010	2,830
5	Matthew Rich	2007	2,771

TOUCHDOWNS

1	Ryan Henry	2006	24
2	Alex Williams	2010	21
3	Matt Rich	2007	18
4	Jerred Wallace	2009	16
	Josh Crouch	2005	16

RUSHING

ATTEMPTS

1	Justin Gaines	2011	183
2	Kadero Edley	2012	164
3	Ricardo Bolton	2009	141
4	Lee Dyson	2006	134
5	Jeff Johnson	2004	124

YARDS

1	Johnnie Horne	1999	1,140
2	Johnnie Horne	1998	1,022
3	Justin Gaines	2011	977
4	Kadero Edley	2012	942
5	Corey Batiste	2000	703

TOUCHDOWNS

1	Lee Dyson	2006	13
2	Justin Gaines	2011	12
3	Joshua Warren	2007	11
4	Kadero Edley	2012	7
	Ricardo Bolton	2008	7

RECEIVING

RECEPTIONS

1	Greg Livingston	2014	117
2	Michael King	2003	86
3	Cordario Calvin	2009	85
4	Bernard Scott	2002	81
5	Graylin Allison	2007	80

YARDS

1	Greg Livingston	2014	1,341
2	Phoenix Thompson	2006	1,259
3	Graylin Allison	2007	1,177
4	Anthony Embry	2007	1,144
5	Dwayne Hodge	2005	1,102

TOUCHDOWNS

1	Graylin Allison	2005	13
	Pheonix Thompson	2006	13
	Darien Thomas	2014	13
4	Cordario Calvin	2009	12
5	Cordario Calvin	2010	10

PUNTING

PUNTS

1	Michael Wilson	2009	65
2	Robby Robinson	2011	60
3	Ryan Porter	1999	59
4	Michael Wilson	2008	55
5	R.J. Barrett	2004	48

YARDS

1	Robby Robinson	2011	2,416
2	Michael Wilson	2009	2,310
3	Ryan Porter	2000	2,150
4	Michael Wilson	2008	2,004
5	Curtis Westerfield	2013	1,722

AVERAGE

1	James Bryan	2012	43.4
2	Jacob Chancellor	2010	43.1
3	Curtis Westerfield	2013	41.0
4	Robby Robinson	2011	40.3
5	Ryan Porter	2000	39.8

FIELD GOALS

FG MADE

1	Alonso Acosta	2013	12
2	Matt Wilson	2005	9
	Damien Rosette	1999	9
4	James Bryan	2011	8
5	Damien Rosetti	1998	7
	James Bryan	2010	7
	James Bryan	2012	7

FG ATTEMPTS

1	Matt Wilson	2005	16
	Damien Rosetti	1999	16
	James Bryan	2010	16
4	Damien Rosetti	1998	13
	James Bryan	2012	13
	Alonso Acosta	2013	13

PATS MADE

1	James Bryan	2012	37
2	Matt Wilson	2005	35
	James Bryan	2010	35
4	James Bryan	2011	34
5	Justin Miller	2007	30

KICKOFF RETURNS

RETURNS

1	Tramaine Brock	2009	29
2	Graylin Allison	2005	25
3	Ricardo Bolton	2008	22
4	Graylin Allison	2004	21
5	Eric Duplessis	2000	19
	Darien Allison	2003	19
	Michael Pettus	2010	19
	Aaron Spikes	2014	19

YARDS

1	Joshua Warren	2007	828
2	Eric Duplessis	2000	670
3	Graylin Allison	2005	659
4	Graylin Allison	2004	510
5	Tramaine Brock	2009	505

AVERAGE

1	Eric Duplessis	1999	38.3
2	Eric Duplessis	2000	35.3
3	Ti Garner	2000	29.1
4	Isiah Wiley	2012	28.6
5	Joshua Warren	2007	23.0

PUNT RETURNS

RETURNS

1	Anthony Embry	2008	22
2	Jinard Powell	2005	21
3	Isiah Wiley	2012	17
4	Joshua Warren	2007	16
5	Rashad Wynes	2011	14

YARDS

1	Isiah Wiley	2012	329
2	Joshua Warren	2007	226
3	Anthony Embry	2008	223
4	Rashad Wynes	2011	203
5	Greg Livingston	2014	167

AVERAGE

1	Isiah Wiley	2012	19.4
2	Rashad Wynes	2011	14.5
3	Joshua Warren	2007	14.1
4	Greg Livingston	2014	12.8
5	Graylin Allison	2005	12.4

DEFENSE

TACKLES

1	Reginald Lumpkin	2009	111
2	Ricky Wadlington	2011	107
3	Cedric Killings	1999	106
	Craig McDonald	2011	106
5	Ricky Wadlington	2010	104

TACKLES FOR A LOSS

1	Ricky Wadlington	2011	21
2	Tyrone Dickerson	2004	16.5
3	Brandon Beasley	2003	14.5
4	Reginald Lumpkin	2008	14
	Robert Walker	2004	14

SACKS

1	Brandon Beasley	2003	14.5
2	Bobby Ladner	2003	10
3	Eric Ortiz	2008	8.5
4	Eric Ortiz	2007	8
5	Melvin Dyson	2008	7
	Melvin Dyson	2009	7

FUMBLES FORCED

1	Rico McCullum	2013	4
	Bryan McPhaul	2005	4
3	Ricky Wadlington	2011	3
	Jack Hayes	2009	3
	Craig McDonald	2011	3

FUMBLES RECOVERED

1	Anthony Byrd	2006	5
2	Calvin Lewis	2012	4
3	Craig McDonald	2011	3
	Robert Stiner	2007	3
5	Several Players with		2

INTERCEPTIONS

1	Anthony Moore	2002	6
	Deon Bates	2005	6
	Javoris Chester	2005	6
	Tramaine Brock	2009	6
5	Eltonary Oubre	2002	5

PASS BREAKUPS

1	Justin Mims	2013	12
	Justin Mims	2012	12
	Jonathan Reed	2006	12
4	Darrius Wren	2012	10
	Javoris Chester	2005	10

INDIVIDUAL CAREER LEADERS

PASSING

PASSING YARDS

1	Samuel Husband	1999-02	6,704
2	Brian Zbydnievski	2003-04	6,531
3	Alex Williams	2009-12	6,467
4	Ryan Henry	2005-06	4,073
5	Matthew Rich	2005-07	3,331

TOUCHDOWN PASSES

1	Alex Williams	2009-12	47
2	Brian Zbydnievski	2003-04	42
2	Samuel Husband	1999-02	37
3	Ryan Henry	2005-06	34
4	Jerred Wallace	2008-09	30
5	Ricky Fremin	1998-00	22

200-YARD PASSING GAMES (10+)

1	Samuel Husband	1999-02	21
2	Brian Zbydnievski	2003-04	18
3	Alex Williams	2009-12	16
4	Ryan Henry	2005-06	11

300-YARD PASSING GAMES (5+)

1	Brian Zbydnievski	2003-04	16
2	Samuel Husband	1999-02	10
3	Ryan Henry	2005-06	6

RUSHING

RUSHING YARDS

1	Johnnie Horne	1998-99	2,162
2	Corey Batiste	2000-03	1,854
3	Justin Gaines	2011-12	1,676
4	Kadero Edley	2012-14	1,410
5	Lee Dyson	2004-06	1,220

RUSHING TOUCHDOWNS

1	Lee Dyson	2004-06	23
2	Justin Gaines	2011-12	18
2	Corey Batiste	2000-03	15
4	Johnnie Horne	1998-99	14
5	Paul Duplessis	2000-01	13
	Kadero Edley	2012-14	13

100-YARD RUSHING GAMES (10+)

1	Johnnie Horne	1998-99	14
2	Corey Batiste	2000-03	11

RECEIVING

RECEIVING YARDS

1	Graylin Allison	2004-07	3,780
2	Anthony Embry	2005-08	2,508
3	Bernard Scott	2000-03	2,305
4	Nick Helms	1998-99	2,046
5	Dwayne Hodge	2002-05	1,946

RECEPTIONS

1	Graylin Allison	2004-07	269
2	Bernard Scott	2000-03	192
3	Anthony Embry	2005-08	174
4	Cordario Calvin	2009-10	142
5	Dwayne Hodge	2002-05	141

RECEIVING TOUCHDOWNS

1	Graylin Allison	2004-07	30
2	Cordario Calvin	2009-10	22
3	Darien Allison	2000-03	17
	Pheonix Thompson	2005-06	17
5	Bernard Scott	2000-03	15
	Nick Helms	1998-99	15

100-YARD RECEIVING GAMES (10+)

1	Graylin Allison	2004-07	17
2	Bernard Scott	2000-03	15
3	Nick Helms	1998-99	11

PUNTING

PUNTS

1	Ryan Porter	1999-02	216
2	Michael Wilson	2006-09	191
3	Robby Robinson	2011	60
4	R.J. Barrett	2004	48
5	Curtis Westerfield	2013-14	45

PUNTING YARDS

1	Ryan Porter	1999-02	8,067
2	Michael Wilson	2006-09	7,158
3	Robby Robinson	2011	2,416
4	Curtis Westerfield	2013-14	1,872
5	R.J. Barrett	2004	1,651

PUNTING AVERAGE

1	James Bryan	2011-12	43.5
2	Jacob Chancellor	2010	43.1
3	Curtis Westerfield	2013-14	41.6
4	Robby Robinson	2011	40.3
5	Beau Landry	2005	38

FIELDGOALS

FIELD GOALS

1	James Bryan	2010-12	22
2	Matt Wilson	2002-05	18
3	Damien Rosetti	1998-99	16
4	Alonso Acosta	2013-14	14
5	Ryan Porter	1999-02	13
	Justin Miller	2007-09	13

FIELD GOAL ATTEMPTS

1	James Bryan	2010-12	40
2	Mat Wilson	2002-05	32
3	Damien Rosetti	1998-99	29
4	Justin Miller	2008-10	24
5	Ryan Porter	1999-02	22

PATS MADE

1	James Bryan	2010-12	106
2	Matt Wilson	2003-05	89
3	Justin Miller	2007-09	78
4	Ryan Porter	2000-02	65
5	Damien Rosetti	1998-99	55

KICKOFF RETURNS

RETURNS

1	Graylin Allison	2004-07	68
2	Anthony Embry	2005-08	40
3	Joshua Warren	2007	36
4	Ricardo Bolton	2008-09	33
5	Eric Duplessis	1999-00	32

RETURN YARDS

1	Graylin Allison	2004-06	1,568
2	Eric Duplessis	1999-00	1,168
3	Joshua Warren	2007	828
4	Ricardo Bolton	2008-09	726
5	Rashad Wynes	2011-13	601

RETURN AVERAGE

1	Eric Duplessis	1999-00	36.5
2	Isiah Wiley	2012	28.6
3	Edward Moses	2001	23.5
4	Graylin Allison	2004-07	23.1
5	Joshua Warren	2007	23.0

TOUCHDOWNS

1	Eric Duplessis	1999-00	5
2	Jinard Powell	2004-05	2
3	Michael Pettus	2010-11	1

PUNT RETURNS

RETURNS

1	Bernard Scott	2001-02	47
2	Eric Duplessis	1999-00	38
3	Jinard Powell	2004-05	32
4	Rashad Wynes	2011-13	23
5	Anthony Embry	2005-08	22

RETURN YARDS

1	Eric Duplessis	1999-00	542
2	Bernard Scott	2001-02	535
3	Isiah Wiley	2012	329
4	Rashad Wynes	2011-13	305
5	Joshua Warren	2007	226

RETURN AVERAGE

1	Isiah Wiley	2012	19.4
2	Eric Duplessis	1999-00	14.3
3	Joshua Warren	2007	14.1
4	Rashad Wynes	2011-13	13.3
5	Greg Livingston	2014	12.9

TOUCHDOWNS

1	Eric Duplessis	1999-00	2
	Bernard Scott	2001-02	2
	Isiah Wiley	2012	2
4	Rashad Wynes	2011-13	1
	Joshua Warren	2007	1
	Anthony Embry	2005-08	1
	Greg Livingston	2014	1

DEFENSE

TACKLES

1	Craig McDonald	2009-12	296
2	Reginald Lumpkin	2006-09	292
3	Brandon Beasley	2001-04	283
4	Bobby Ladner	2000-03	252
5	Ricky Wadlington	2010-11	211

TACKLES FOR A LOSS

1	Eric Ortiz	2005-08	37.5
2	Ricky Wadlington	2010-11	30
3	Craig McDonald	2009-12	28.5
4	Robert Stiner	2004-07	26
5	Reginald Lumpkin	2007-09	25.5

SACKS

1	Bobby Ladner	2000-03	36
2	Brandon Beasley	2001-04	31.5
3	Eric Ortiz	2005-08	21
4	Melvin Dyson	2005-09	15
5	Robert Stiner	2004-07	10.5

FUMBLE RECOVERIES

1	Anthony Byrd	2005-06	7
2	Craig McDonald	2009-12	6
3	Bryan McPhaul	2006-05	5
4	Jerrid Harris	2004-05	4
	Jinard Powell	2004-05	4
	Calvin Lewis	2012	4
	Melvin Dyson	2005-09	4
	Trevor Butts	2007-10	4

INTERCEPTIONS

1	Eltonary Oubre	1999-02	11
2	Anthony Moore	2000-02	9
	Deon Bates	2004-05	9
	Javoris Chester	2004-07	9
	Justin Mims	2011-13	9

BELHAVEN FOOTBALL

B TEAM RECORDS

LONGEST PLAYS

Rush:	74	Rashad Wynes at Bethel (11/16/13)
Pass:	91	Ryan Henry to Graylin Allison vs Lambuth (10/21/06)
Field Goal:	60	Matt Wilson at Cumberland (10/30/04)
Punt:	79	Beau Landry at Millsaps (9/24/05)
Punt Return:	95	Rashad Wynes vs Union (10/22/11)
Kickoff Return:	93	Jinard Powell at Mississippi College (11/16/05)

INDIVIDUAL GAME RECORDS

PASSING

Attempts:	65	Conner Preston at Cumberlands (9/13/14)
Completions:	38	Brian Ensminger vs Bethel (11/15/14)
Yards:	465	Conner Preston at Cumberlands (9/13/14)
Touchdowns:	6	Jerred Wallace vs Shorter (11/7/09)

RUSHING

Rushes:	28	Kadero Edley vs Reinhardt (10/18/14)
Yards:	250	Justin Gaines vs Faulkner (10/8/11)
Touchdowns:	3 (4x)	Kadero Edley vs Bluefield (10/11/14) Ian McGinnis at Bethel (11/16/13) Justin Gaines vs Campbellsville (9/22/12) Justin Gaines at Lindsey Wilson (9/17/11)

RECEIVING

Receptions:	14	Cordario Calvin vs Cumberlands (10/30/10)
Yards:	208	Justin Kenyon at Pikeville (11/9/13)
Touchdowns:	3 (5x)	Greg Livingston at Texas College (8/30/14) Darren Thomas at Cumberlands (9/13/14) Cordario Calvin vs Lindsey Wilson (9/18/10) Cordario Calvin vs Kentucky Christian (9/19/09) Cordario Calvin vs Shorter (11/7/09)

KICKING

Field Goals:	4	Alonso Acosta at Bluefield (10/12/13)
PATs:	10	James Bryan Campbellsville (9/22/12)

DEFENSE

Tackles:	22	Lemoine Robinson vs Bethel (10/15/05)
Tackles For Loss:	4 (2x)	Rico McCullum at Bluefield (10/12/13) Eric Ortiz vs Texas College (9/15/07)
Sacks:	3 (3x)	Rico McCullum at Bluefield (10/12/13) Jack Hayes vs Union (11/14/09) Eric Ortiz vs Concordia (9/1/07)
Interceptions:	2 (7x)	Brennan Dunklin vs Texas College (8/31/13) Darius Wren at Bluefield (10/12/13) Alex Valdez vs Louisiana College (9/8/12) Calvin Lewis at Lindsey Wilson (10/20/12) Tramaine Brock at West Virginia Tech (10/10/09) Tramaine Brock at Cumberland (10/24/09) Willie Curtis vs Georgetown (10/9/04)
Forced Fumbles:	4	Bryan McPhaul vs Campbellsville (10/29/05)

TEAM GAME RECORDS

PASSING/RECEIVING

Attempts:	75	at Cumberland (9/20/14)
Completions:	54	at Cumberland (9/20/14)
Yards:	612	at Georgetown (10/25/03)
Touchdowns:	6 (2x)	Texas College (9/15/07), Shorter (11/7/09)
Interceptions:	6	at Lindsey Wilson (10/25/14)

RUSHING

Attempts:	61	at Bethel (9/26/99)
Yards:	385	Bluefield (10/13/12)
Touchdowns:	7	at Virginia-Wise (9/29/12)

TOTAL OFFENSE

Plays:	108	at Lindsey Wilson (10/25/14)
Yards:	622	at Bethel (11/16/13)
Average:	8.5	Bluefield (10/13/12)

SCORING

Points:	70	Campbellsville (9/22/12)
Touchdowns:	10	Campbellsville (9/22/12)

KICKING

Field Goals:	4	at Bluefield (10/12/13)
PATs:	10	Campbellsville (9/22/12)

PUNTING

Punts:	11	at Pikeville (10/16/04)
Yards:	392	at Louisiana College (9/3/11)
Average:	54.7 (2x)	Shorter (10/20/07) at Georgetown (11/13/10)

KICKOFF RETURNS

Returns:	12	at Lindsey Wilson (10/25/14)
Yards:	267	Bethel (11/6/04)
Average:	55.0	Pikeville (11/3/12)

PUNT RETURNS

Returns:	5	Bluefield (10/13/12)
Yards:	104	Union (10/22/11)
Average:	34.7	Union (10/22/11)

DEFENSE

Tackles:	107	Bethel (10/15/05)
Tackles For Loss:	17.0	at Texas College (8/28/10)
Sacks:	9	Union (11/14/09)
Forced Fumbles:	5	Union (11/14/09)
Fumbles Recovered:	4 (3x)	Bethel (9/26/09) at Kentucky Wesleyan (11/13/14) at Lindsey Wilson (9/17/11) at Mississippi College (9/11/10) at Lindsey Wilson (10/20/12) Pikeville (11/3/12) Louisiana College (9/4/10) Union (11/14/09) at Lambuth (10/31/09) at Louisiana College (9/3/11)
Interceptions:	4	
Pass Breakups:	10 (3x)	
Blocked Kicks:	2 (2x)	

TEAM SEASON RECORDS

PASSING/RECEIVING

Attempts:	587	2014
Completions:	373	2002
Yards:	4,221	2003
Touchdowns:	30	2003
Interceptions:	22 (2x)	2008, 2014

RUSHING

Attempts:	497	2012
Yards:	2488	2012
Touchdowns:	27	2012

TOTAL OFFENSE

Plays:	941	2014
Yards:	4855	2014
Average per Play:	5.86	2006

SCORING

Points:	362	2012
Touchdowns:	53	2007

KICKING

Field Goals:	13	2013
PATs:	47	2012

PUNTING

Punts:	68	2009
Yards:	2,466	2011
Average:	40.6	2012
Fewest Punts:	29	2014

KICKOFF RETURNS

Returns:	69 (2x)	2007, 2013
Yards:	1,298	2014
Average:	32.2	2005

PUNT RETURNS

Returns:	30	2005
Yards:	351	2012
Average:	15.95	2012

DEFENSE

Tackles:	771	2014
Tackles for Loss:	102	2004
Sacks:	34	2008
Forced Fumbles:	22	2009
Fumbles Recovered:	16 (2x)	2004
Interceptions:	21	2005
Pass Breakups:	55	2012
Blocked Kicks:	6 (3x)	2009, 2010, 2011

A		Brian Blanford	1998	Aaron Clark	2005	E	
Brad Abbot	1998	Frederick Boggs	2012	Cedric Clark	2008-09	JaDarius Ealey	2012
Chris Ables	2009	Joshua Bohanan	2008	Derome Clark	2010	Larry Eanes	2008
Michael Abney	2010	Ricardo Bolton	2008-09	Jaryd Clark	2012	Derae Eatheart	2007
Cameron Achord	2005-09	Brady Bowlin	2008	Jeremy Clark	1998-99	Eric Echols	2006
Alonso Acosta	2013-14	Kelby Bowman	1998	Lawrence Clayton	2005-06	Shaun Ector	2008-09
Anthony Adcock	2003	Robert Bowman	2007	Garred Clemons	2009	Kadero Edley	2012-14
Jasper Adcock	2003	Travis Box	2004-07	Kentrail Cochran	2004	Brian Edwards	2006-09
Caesar Aguila	2012-13	E.J. Braddy	2002	James Colantini	2004	Anthony Embry	2005-08
Kyler Ainley	2013	Byron Braden	2001	Edderon Cole	2000-01	Trey Ennis	2006
Kasey Akins	2013-14	Maher Bradford	2013	Jerien Cole	2010-12	Brian Ensminger	2013-14
Joshua Aldrin	2012	Dan Brady	2005-06	Anthony Coleman	2012	Nick Enzor	2012
Monterrio Alexander	2008	Jontae Braggs	2007	Erick Collins	2007-08	Gilberto Espinoza	2010
Brad Allen	2003	Beau Bramlett	2001	Justin Collins	2000	Michael Etheridge	2006
Chaz Allen	2000-01	Jeremiah Brassell	2004-05	Montreal Conner	2012	Drew Ezell	2011
Chris Allen	2005-09	Kevin Bratschko	2011-12	Bryan Cook	2007	F	
Deandre Allen	2008	Adrian Briones	2006-07	Ryan Cook	2000-03	Guerre Fabacher	2000-01
Will Allen	2011	Tramaine Brock	2009	Deuce Coon	2012-13	Joseph Fabbri	2004
Darien Allison	2000-03	David Brookins	2004-07	Donald Cooper	2008-09	Alvin Fairley	2012-13
Graylin Allison	2003-07	Jerrell Broussard	2013	Steve Cooper	2014	Micha Fairley	2012
Chuck Alsobrook	2003	Marquis Browdy	2008-10	Jeremy Corley	2007	Benjamin Farve	2000
Andrew Anderson	2014	Chris Brown	2014	Austin Corso	2012	Jason Feazell	1998
Justin Anderson	2012	Colen Brown	1998	Brad Cossey	2004	Reginald Ferguson	2004-06
Justus Anderson	2008	Derek Brown	2010	Josh Cotter	2009-10	Michael Filbert	1998
Sarron Anderson	2007-10	Harvey Brown	2009	Raymond Cotton	2012	Robert Finch	2002-04
Kyle Andrews	2012-13	James Brown	2013	Storm Couch	2013	Tyler Findley	2002
Garrett Antoline	2007	John Brown	2013	Antoine Courtney	2007	Cragg Fitz	2002
Blair Armagost	2013	Lawrence Brown	2012-13	James Courtney	2000	Derek Fleming	2010-12
Dwight Armbrust	2013	Wilfred Brown Jr.	2013	Michael Crawford	2004	Robby Flemma	2000
Len Armstrong	2012	Cyrus Brunner	2000	Phillip Crawford	2002-06	Shamen Flemming	2010
Philip Armstrong	2003	Kerrick Brunner	2013	Antyone Crenshaw	2011	Darrius Florence	2011-12
Michael Arnold	2011	James Bryan	2010-12	Bradon Cromwell	2012	Scott Foreman	2010-12
Marcus Arrington	2011	Adam Bryant	2002	Josh Crouch	2005	Mickey Forrest	2014
Octavious Arrington	2014	Andy Bryant	1999-02	Lance Crowley	2001-02	Michael Forrester	2001
Dana Arthur	2004-07	Bobby Bryant	2003	Makeba Crowley	2013-14	Jarius Foster	2006-08
Douglas Ash Jr.	2010	Larry Bryant	2012	Aaron Cude	2011-12	Nylas Foster	2001
William Ashley	2012	Jabari Buckley	2012-13	Korey Culver	2003	Maurice Frank	1998
Jarrold Atterberry	2014	Chris Burgio	2001	Chris Cunningham	2008-10	Josh Franks	2003
Jonathan Aucoin	2002	Cord Burnett	2006	Willie Curtis	2000-04	A.J. Freeman	2010-11
B		Nicholas Burns	2009-12	Jonathan Curtman	2003-04	Bart Fremin	1998
Brad Bailey	1998	Creston Burse	2002	D		Ricky Fremin	1998-00
Delvonta Ball	2013	Ronald Burse	2002	Damien Darby	2006-07	Cole Fulton	2010-11
Jeremy Ballard	1999-02	Roger Burton	2000	Kevin Daughtry	1998	G	
Peyton Banes	2013	Chris Busby	1998	Caleb Davis	2002-04	Justin Gaines	2011-12
Trenton Bannerman	2004	Trevor Butts	2007-10	Chase Davis	2000	Keontae Galloway	2012
Ryan Barchalk	2006	Victor Byers	2011-14	Damian Davis	2008-09	Jonathan Gamberi	2007-10
Joey Barcus	2007	Anthony Byrd	2005-06	Daniel Davis	2013	Joshua Gamberi	2009-10
David Barnes	2004	Derrick Byrd	1998	Neil Davis	2009	Derek Gann	2007-08
Johnnie Barnes	2001-02	Jordan Byrd	2007	Steven Davis	2004	Jake Gann	2012
R.J. Barrett	2001-04	C		Nick DeAngelo	1998	Ti Garner	2000
Jimmy Basford	2008-11	Cordario Calvin	2009-10	Ranson DeCosta	2004	Edward Garrett	2007
Blake Bass	2001	Vincent Campbell	2012	Anthony Delgado	2012	Patrick Garvin	1998-99
Deon Bates	2004-05	Onegus Cannon	2000	Lee Dellinger	2006	Richard Gayden	2002
Rashad Bates	2010	Ryan Capers	2012-13	Blaze Diaz	2014	Luke Gentry	2003
Corey Batiste	2000-03	Andrew Carcich	2007-08	Tyrone Dickerson	2003-04	Brad George	2000
Marlon Batiste	2012	Chad Carlson	2000	Ryan Dickinson	2007	Jerry Germany	2002-05
Seth Bauman	2007	Tyler Carmichael	2010-12	Loviette Dixon	2010	Chad Gibson	2002-03
Ras Bayles	2000	Mackenzie Carney	2012	Kevin Dizer	2007-10	Jesse Gibson Jr.	2011-13
Paul Beagle	2006	Taylor Carpenter	2013	Arthur Doakes	2014	Morgan Gibson	2007
Brandon Beasley	2001-04	JD Carter	2003	Jeremy Dodson	1998	Chase Giddens	2003-06
Ryan Beatty	2013-14	Kyle Casey	2010	John Donaldson	2012-13	Christopher Giddens	2004
Jeremiah Beck	2013-14	Jacob Chancellor	2010	Riggins Dore	2008-11	Peter Glover	2002
Adam Beene	2009	Steve Chandler	2005-06	Paul Dorn	2001-04	Brenden Glynn	2012-13
Jason Bell	2003	Robert Chaplin	2006-07	Walter Dubuc	2000-01	Jakob Goins	2012
Nicholas Bellazen	2007	Ben Chapman	2010-12	Eric Ducksworth	2008-09	Ben Gonzales	2009-13
Thomas Bellinder	2000-03	Jerrell Chapman	2004	Charles Dukes	2000-03	Justin Gordon	2011-12
Joao Belmonte	2012	Jim Chappell	2008	Paul Dumler	2002	Gregory Goree	2013-14
Camron Bennett	2014	Jacob Chappelle	2010	Malcom Dunbar	2010	Cody Goulart	2008-11
James Bennett Jr.	2013	Brian Charczenko	2000	Brennan Dunklin	2013-14	Marvin Grady	2013-14
Jarrick Bennett	2006-07	D'Ambro Chatman	2010-12	Eric Duplessis	1999-00	Paul Graham	2004
Jordan Bennett	2006	Marquis Chatman	2009-12	Paul Duplessis	2000-01	Stephen Graham	2004-06
Hunter Bentley	2007	Bradley Chavez	2000	Tarold Durham	2000-02	Haywood Granger	2014
Chris Bergeron	1998	Cal Cherry	2012-14	Ryan Duvall	2008	Freeman Gray	2013
Cody Berry	2007	Javoris Chester	2004-07	Lawren Duvernay	2008-09	Joseph Gray	2000-03
Byron Bibbs	2007	Stanley Childs	2014	Matt Dykeman	2010	Michael Graythen	2004
Jeremy Bishop	2006	Spencer Chrisman	2008	Desean Dyson	2004	Edward Greco	2006-10
Ryan Blair	2007	Roderick Claiborne	2007	Lee Dyson	2004-07	Antoine Green	2009-10
William Blalock	2006	Martin Clantwan	2004	Melvin Dyson	2006-09	Couric Green	2012

BELHAVEN FOOTBALL

Ball-TIME ROSTER

Jonathan Green	2001	Tann Hollingsworth	2000-01	Jason King	1998-99	Matthew McKinney	2006
Kevin Green	2010	John Holloway	2007-09	Michael King	2002-03	Tamond McKinsey	2003
Kevin Greene	2008-09	Charles Holmes	2001	Cedric Kirkman	2013-14	Carrol McLaughlin	2007-09
Terik Greensberry	2010	Yac Hooker	2003	Kyle Knight	2013	Wesley McLellan	2008-09
Travonta Griffin	2007	Johnny Horne	1998	Shane Krebs	2010	Blaine McMahon	2000-01
Taylor Griffith	2004-08	Josh Horner	2000			Wesley McMurtrey	2006
Robert Groux	2012	Nigel Horton	2012	L		Tyler McNeal	2005-08
Jack Gruba	2014	Kyle Howard	2013	Bobby Ladner	2000-03	Morgan McNealey	2003-04
Warren Guidry	2013	Tony Howard	2002-05	Justin Ladner	2002	Shane McNeese	1998-01
Gabe Gunter	2012	Kenny Howell	2001	Robert Laffoon	2006	Jacob McNeil	2014
		Stanley Howze	2009-12	Adam Lafleur	2001	Bryan McPhaul	2004-07
H		Adam Huddleston	2001-03	Jay Lake	2008	Nick McTague	2010
Jordan Hagewood	2002-04	Steven Hudgins	2004	Trey Lansing	2008-11	Myles Meade	2002
Jerome Hales	2001	Marcus Hudson	2008	Jason Latham	2002	Ken Meeks	2010
Hakija Halilic	2004-07	David Hudson	2014	Graham Law	2006	Adam Melson	2012
Ben Hall	2008-09	Taylor Hudson	2002-04	Brian Lawley	1998-99	Miles Merrick	2007
Curtis Hall	2014	Ray Huesmann	2006	Justin Lawrence	1998-99	Martell Meyers	2014
Dirkyle Hall	2010-11	John Huggins	2009-12	Dameion Lee	2014	David Miller	1998-99
Matt Hall	2012-13	Elisha Hughey	2000	Kentrell Lee	2008-09	DeAngelo Miller	2008
Neal Hall	2000-02	James Humphries	2004	Mackenzie Lee	2012-13	Jonathan Miller	2000
Niko Hall	2008	Samuel Husband	2000-02	Marcus Lee	2002	Justin Miller	2007-10
Antwon Hamilton	2009	Brad Hutson	2002	Matt Lee	2000	Stephen Miller	2008-09
Donnie Hamilton	2010	Calvin Hyde	2001-02	Stephen Lee	2004	Zack Miller	2009-10
Jeron Hamilton	2010-12			Jamie Leeper	2003	T.J. Milton	2008-09
Billy Hammer	2010	I		Austin Lewis	2005-09	Justin Mims	2010-13
Byron Hammond	2012	Rob Ilderton	2000	Calvin Lewis	2012	Stephen Miner	2010-11
Nick Hammond	2008-09	Ryan Ishmael	2006-08	Chaquille Lewis	2008	Robbie Mingo	2001
George Handy	2008-09			Devan Lewis	2009	Austin Mitcham	2013
Frederick Hannah	2010	J		Kyle Lewis	2002-06	Harvey Mitchell	2010
Robert Hannah	2012-13	Beraiah Jackson	2012-13	Levi Lewis	2008	James Mitchell	2007-09
Bret Hansen	2006-07	Gregory Jackson	2004	Jonathan Lipsey	1998-99	LeeRoy Mitchell	2011
Reggie Haralson	2002-03	Howard Jackson	2002	Greg Livingston	2014	Wendell Mitchell	1998-99
Warren Hardin	2013	Jameel Jackson	2010-11	Jay Livingston	2001-02	Austin Mitchum	2010-12
Corey Hardy	2006	Joshua Jackson	2007-09	Hunter Lohman	2012	Dale Moak	2005-06
John Harper	2008-11	Secundus Jackson	2013-14	Clarence Lomax III	2013	Anthony Moore	2000-02
Torrance Harper	2000-01	Tyler Jackson	2007-09	Kruz Long	2010-11	Brandon Moore	2013
Jerrid Harris	2002-05	Kelan James	2013	Justin Lonski	2011	Patrick Moore	2005-07
Matthew Harris	1998	Lorenzo James	2008	Chris Lott	1998-99	Ryan Moore	2003
Trey Harris	2014	Lorenzo James	2014	Cameron Lovitt	2009-10	Mark Moran	2009-12
Walt Harris	2003	Derrick Jenkins	2003-04	Matt Lowry	2004	Nicholas Moreno	2010-12
Cody Harrison	2010	Jeremy Jenkins	2011-13	Shannon Lucas	2011	Omar Moreno	2012
Drew Harrison	2002	Michael Johnsa	2007-10	Warren Lucas	2008	Edward Moses	2000-01
Jeremy Hartley	2004	Adam Johnson	2013	Drew Luckett	2006-07	Eric Mosley	2014
Cole Harvey	2000	Barry Johnson	2006-10	Reginald Lumpkin	2006-09	Justin Moss	2001-02
Quran Hasan	2014	Edward Johnson	2012	Lee Lyle	2006	Shawn Mullen	2006
Ofa Hautau	2013	Javian Johnson	2008-10	LaVadius Lyles	2012-13	Vincent Mullen	2007
Joshua Hawkins	2011-12	Jefferey Johnson	2001-05			Alex Muniz	2009
Jack Hayes	2009-10	Jonathan Johnson	2009-11	M		Justin Munoz	2013-14
John Hayes	2001	Laderrion Johnson	2013	Cody Machacek	2010-11	Chandler Murphy	2009
Stefon Hayes	2013-14	Lavaughn Johnson	2006	Josh Madsen	1998-99	Ronald Murry	2004
John Hays	2002-04	Lawrence Johnson	2000-02	Greg Magnifico	2008	Charlie Myles	2005
Anthony Heath	2007	Mathew Johnson	2009	Alex Mallette	2012		
Nick Helms	1998-99	Matthew Johnson	2010	Syndrick Malone	2013-14	N	
Zach Heltzel	2002	Terrelle Johnson	2009	James Mangum	1998-99	Jonathon Nance	2007
Jacob Henderson	2006-08	William Johnson	2007-08	Anthony Manzi	2007	Christopher Nellum	2001-02
Kyle Henderson	1998-01	William Johnson	2013-14	Phillip Martel	2003	Kenneth Nelson	2006-07
Russ Henderson	2000-01	Steven Joiner	2014	Daniel Martin	2001-03	L'Ronnie Nelson	2010
Telvis Henderson	2012	Brian Jones Jr.	2012	Dewayne Martin	2003	Ronnie Nelson	2002
Hunter Henley	1998-01	Christopher Jones	2007-08	Kyle Martin	2002	Ari Nelson-Hinton	2012
Akeem Henry	2012	DeMorrius Jones	2008-09	Dillon Massingill	2012-13	Brian Newman	2006
Kyle Henry	2008-10	Freddie Jones	2010-12	Darius Mathews	2009	Jamel Newsome	2007
LeTerrio Henry	2012	Jamerson Jones	2006	Justin Mauck	2001	Kenneth Niles	2013
Ryan Henry	2004-07	Jeremy Jones	2009-11	Jeffery Maxwell	2006-09	Jon Nivard	2010
Troy Henson	1998-01	Jonathon Jones	2007-08	Curtis Maye	2002	Bertell Noble	2001
Randall Hepburn	1998	Keeyon Jones	2007-08	Logan Maynard	2008	David Nonnenmacher	2001-03
Josh Herring	2011-12	Richard Jones	2002	Terry McBride	2003	Don Norman	2000
Josh Hetrick	2013-14	Zach Jones	2003	Ryan McCall	2009	Justin Novak	2009
Courtney Hicks	1998	Charles Jordan	2003	Jared McCarthy	2010-12		
Craig Hill	1998	Mars Josh	1998-99	Josh McCleave	2000	O	
Jared Hill	2013	Tyler Judkins	2007-10	Rico McCullum	2013	Derek O'Neal	2012-14
Kelvin Hilton	2014			Craig McDonald	2009-12	John Obert	2001
Jamaree Hines	2014	K		Jeremiah McDonald	2010	Devin Odom	2013-14
Morris Hobson	2012	Alaric Kearns	2011-12	Gary McGill	1998-99	Allswell Opusunju	2012-14
Dwayne Hodge	2002-05	Dylan Kelly	2004	Jason McGill	1998-99	Eduardo Ortega	2012
Will Hoferkamp	1998	Kevin Kentfield	2010-12	Ian McGinnis	2013	Eric Ortiz	2005-08
Corey Holder	2002	Justin Kenyon	2010-13	Caleb McGruder	2011-12	Jason Ortiz	2006-08
Jay Holder	2001	Alex Key	2008-11	Norco McGuire	2000-02	Garrett Osborne	2014
David Holifield	2001	Terrence Keys	2013-14	Derek Mckee	2003	Andrew Ouart	2000
Chris Holland	2009	Alex Kibby	2010-12	Evanthony McKenzie	2002	Kevin Owens	2006-07
		Cedric Killings	1998-99	Van McKenzie	2000-01		
		Gabriel King III	2012				

P							
Frank Padula	2006	Nolan Satcher	2014	Mario Taylor	1998-99	Luke Wiggs	2002
Anthony Pages	2006	Michael Saxton	2002	Quinton Taylor	2008-09	Brandon Wilcox	2002
Frederick Parks	2012	Thomas Schimmel	2009	Sam Taylor	2000-01	Isiah Wiley	2012
James Pate	2006-07	Rob Schubert	2000	Wesley Taylor	2006-07	Jarrod Wilkison	2006-07
Russ Pate	2010	Bernard Scott	2000-03	Frederick Terry	1998-00	Alex Williams	2009-12
Dontavious Patten	2007	David Seeman	2010	Bobby Thigpen	2011-12	Alston Williams	2010
Cleveland Patterson	1998-01	Jonathan Sellers	2002-03	Dwayne Thigpen	1998-99	Bayete Williams	2012-13
Shawn Paul	2013	Michael Sellers	2010	Baqui Thomas	2007-10	Chris Williams	2008-09
Ronnie Payne	2010-11	LeDaries Sesson	2003	Darien Thomas	2014	Darrell Williams	2012-13
Alan Peacock	2000	John Shaw	2006	Jamal Thomas	2007	Daryl Williams	2004-07
Alonzo Peavy	2012-14	Roberto Short	2000	Keyon Thomas	2006	Devin Williams	2012
Trey Pegues	2012	Keith Sibley	2001	Joshua Thomason	2007	Donnell Williams	2012-13
Josh Pennington	2003	Joshua Sides	2012	Calvin Thompson	2012	Eric Williams	2007
Jesse Perkins	2002	Jonathan Sikes	2001	Frankie Thompson	2004	Eugene Williams	2013
Eugene Perry	2010	Avian Simmons	2002-03	Jabaris Thompson	2014	Greg Williams	2006
Zach Perry	2008	Greg Simmons	2002	Phoenix Thompson	2004-06	Harrold Williams	2007
Sheldon Peters	2012-14	Tanner Simmons	2013	Roy Thompson	2002-05	J.L. Williams	2009
Michael Pettus	2010-11	Tristan Simms	2012	Tyler Thompson	2012-13	Jerhosh Williams	2010
Jacob Phillips	2006-09	Cody Singleton	2012	Bruce Thornton	1998-99	John Williams	2012-13
Adam Pierce	2004	John Singleton	2010	Joseph Thrasher	1998-00	Jonathan Williams	2004
James Pinkney	2010	Ricky Sinyard	2008-09	Joseph Thurman	2012	KeAndre Williams	2014
Cori Pittman	2012	Aaron Slaughter	2013	Sean Tierney	2014	Kevin Williams	2004
Larry Pittman	2000	Billy Smith	2010-11	Trey Tolliver	2014	Lance Williams	2002
Gregory Pogue	2002-06	Cedric Smith	2012	Tyler Toulson	2009	Mark Williams	2001-02
Dannie Polk	2012-13	Chad Smith	2009-10	Perry Trammell	2009	Markis Williams	2011-12
Kylan Pollard	2011-12	Chris Smith	2012-14	Nathaniel Travers	2007-08	Nate Williams	2014
Justin Poole	2004	Clinton Smith	2011	Nathaniel Traverse	2012	O'lo Williams	2000
Devan Porter	2012	David Smith	1998-99	Michael Travis	2008-09	Phillip Williams	2011
Kyle Porter	2004	Dontay Smith	2003	Ryan Triplett Jr.	2012	Quayshawn Williams	2012
Ryan Porter	2000-02	Dustin Smith	2004	William Triplett	2011-12	Roy Williams Jr.	2012
Deric Poston	2009	Eric Smith	2004	Robert Trotter	2011-12	Sylvester Williams	2000
Cody Powell	2007	Fred Smith	2011-13	Lamar Truman	2009-11	Travaris Williams	2004
Jinard Powell	2003-05	Garrett Smith	2013	Donzell Turner	1998-99	John Williamson	2000
Logan Powell	2010	Neal Smith	2000-03	Laderick Turner	2013	Tyler Willis	2009
Michael Powell	2004	Rashun Smith	2014	Marcus Turner	2006	Corey Wilson	2001-02
Conner Preston	2014	Scott Smith	2000-03	Lee Tyrone	2001	Daniel Wilson	2000-02
Tyler Price	2013	Turner Smith	2004			Matthew Wilson	2002-05
Josh Pruden	2003	Terry Sneed	2004-06	U		Melvin Wilson	2008-09
		Jason Snifeld	2005-06			Michael Wilson	2006-09
		Jordan Snipes	2008-09	V		Patrick Wilson	2012-13
Q		Tim Sparks	2010	Alex Valdez	2011-12	William Wilson	2006
Phillip Quick	2009, 12	Derick Spellers	2005	Alvin Vaughn	2013-14	Woody Wilson	2012
Taylor Quick	2010-11	Daniel Spence	2007	Juan Villegas	2010-11	Derone Wiltz	2000
		Reginald Spencer	1998-99	Elarence Vinson	2008-09	Javon Wims	2013
R		Aaron Spikes	2012-14	Ethan Vinson	2010-14	Jamal Windham	1998
Robert Rainey	2000	Eric Spiller	2003-07			Deandre Wood	2011
Tyler Randall	2012	Jaquay Spivey	2011	W		Spencer Wood	2010-11
Jonathan Reed	2006-09	Greg Spratlin	2002	Alton Wade	2002-07	Kyle Woolley	2010
Dusty Rhoads	1998-01	Marcus-Allen St. Fort	2009	Ricky Wadlington	2010-11	Darius Wren	2012-13
Kendall Rhodes	2013	Ellis St. John	2009	Jordan Waldrep	2013	Andre Wright	2004
Ryan Rice	2009, 11	McKenzie St. John	2008-11	Jeremy Waldrip	1998	David Wright	2010
Matt Rich	2005-07	Jude St. Julien	2013	James Walker	2008-09	Matthew Wright	2013
Trey Rich	2014	Benjamin St. Louis	2010-12	Li'Erick Walker	2013	Rashad Wynes	2011-13
Daniel Richardson	1998	Denson Stasher	2009	Robert Walker	2004-06	Queondre Wynn	2013-14
Deon Richardson	2013	Ben Steadman	1998-99	Jerred Wallace	2008-09		
Fredrico Richardson	2007-08	Ivy Steele	2010	Pete Waller	2003	Y	
Jared Richardson	2012	John Stephenson	2000	Zach Walsh	2002	Wade Yeates	2000
Larry Richardson	2012	Tim Stephenson	2000-01	Brandon Ware	2008-10	Artelis Young	2000
Jamal Roberston	2010	Jerrard Sterling	2008-11	Joshua Warren	2007	Carlos Young	2010
Brian Roberts	2010	Daniel Stewart	2012	Richard Warren	2007	Danterius Young	2013
Lamiquell Roberts	2013-14	Devontrey Stewart	2013	George Wasai	2004	Jarrod Young	2007
Deismen Robinson	2013	Eric Stewart	2012	Taylor Watson	2010-11	Jordan Young	2012-14
Lemoine Robinson	2005-06	Tommy Stewart III	2009-12	Fiero Watt	2007		
Mark Robinson	2013	Robert Stiner	2004-07	Sedric Weathersby	1998-99	Z	
Robby Robinson	2010-11	Shaun Streeter	2001	Kai Weaver	2012	Brian Zbydniewski	2002-04
John Rohrer	2007	Mack Suggs	2005-06	Ryan Weigand	2010	Jerry Zifodoya	2007-08
Damien Rosetti	1998-99	Levi Sumrall	2004	LaBrian Wells	2004-08	Eric Zimmerman	2004
Dusty Ross	2001	Harold Sutton Jr.	2012	Jeremy Westbrook	2004	Nathaniel Zirbel	2009
Faizon Ross	2014	Tavarious Sutton	2007	Curtis Westerfield	2013-14	John Zorn	2000-01
Will Rouse	2004-07	Jeremy Swanzy	1998-99	Rico Weston	2008-09		
Quinton Ruffin	2007	David Swilley	2004	Gary Wheeler	2010-12		
Caleb Russell	2012			Broderick Whipps	2007		
		T		Eric White	2012-13		
S		Jamarius Tallie	2013	Forrest White	2007-08		
Andy Sagona	1999-00	Garrett Tapper	2000	Jeff White	1998-00		
Glenn Salisbury	2012-14	Sean Tate	2010	Richie White	2002		
John Sallis	1998	Jeremy Tatum	2012	Wayne White	2000		
Ty Samuel	2002-06	Drew Taylor	2000	Dewayne Whitten	2009-12		
Brandon Sanders	2011	Justen Taylor	1998-99	Caleb Wiechmann	2012-14		
Brent Sanders Jr.	2010			Hubert Wiggins	2012		
Dontrelle Sanford	2012						

Belhaven

2015 BELHAVEN FOOTBALL SCHEDULE



AT MILLSAPS COLLEGE

9/3



WISCONSIN-WHITewater

9/12



AT MISSISSIPPI COLLEGE

9/19



HUNTINGDON

9/26



AT MARY HARDIN-BAYLOR

10/3



LOUISIANA COLLEGE

10/10



WARNER

10/17



AT EAST TEXAS BAPTIST

10/24



AT MCMURRY

10/31



SUL ROSS STATE

11/7