BINGHAMTON
MEN'S BASKETBALL

MEDIA GUIDE
2022-2023

Jacob Falko, Senior Guard
2022 First Team All-Conference

Christian Hinckson, Senior Guard
2022 America East All-Defensive Team

#1 PUBLIC IN NEW YORK

—*U.S. News & World Report*, 2022

BINGHAMTON UNIVERSITY
STATE UNIVERSITY OF NEW YORK

RANKED #33 BEST PUBLIC IN THE NATION

— *U.S. News & World Report*, 2022

ONE OF ONLY 10 BEST BUY PUBLICS IN THE NATION

— *Fiske Guide to Colleges*, 2019

RESEARCH OPPORTUNITIES

CONDUCT RESEARCH IN ANY DISCIPLINE!

No matter the area of interest, there are a lot of opportunities to conduct research as an undergraduate at Binghamton, working alongside our nationally known faculty — an opportunity not available at all universities — to develop new ideas, drive change and improve the world. **We've earned the highest research ranking (R1) along with other elite colleges.**

ACADEMIC LIFE

130+ ACADEMIC PROGRAMS

50+ accelerated and fast-track degree programs — complete a bachelor's and master's degree in five rather than six years, saving time and tuition.

74% graduate in four years (national average is 39%)

92% retention rate (Our students are so happy, they stay!)

6 SCHOOLS

Popular programs

- English
- biology
- entrepreneurship
- pre-med
- pre-law
- psychology
- economics
- computer science

ARTS AND SCIENCES

ENGINEERING AND COMPUTER SCIENCE

NURSING AND HEALTH SCIENCES

COMMUNITY AND PUBLIC AFFAIRS

BUSINESS AND ACCOUNTING

PHARMACY

MAKE YOURSELF AT HOME

6 RESIDENTIAL COMMUNITIES

each with its own culture and traditions, theme-based learning communities and collegiate professors to help you thrive!

TOP IN NATION

Safety-conscious campus with award-winning student-run ambulance service

— *National Collegiate Emergency Medical Services Foundation*, 2020

GOLD LEVEL CAMPUS

For participation and engagement in Exercise is Medicine® On Campus program

— *American College of Sports Medicine*, 2019

General

Name:	Binghamton University
Location:	Vestal, N.Y.
Founded:	1946 as Triple Cities College of Syracuse University
Enrollment:	14,307 (undergraduate)
Nickname:	Bearcats
Colors:	Dark Green, Black and White
Affiliation:	Division I
Conference:	America East
Home Court:	Events Center
Capacity:	4,923
Varsity Sports:	21
President:	Harvey G. Stenger
Dir. of Athletics:	Dennis Kalina (Interim)

BU Men's Basketball

Head Coach:	Levell Sanders
Alma Mater:	Seton Hall '98
Phone:	607-777-6558
E-mail:	lsanders@binghamton.edu
Record at BU:	12-17, one season
Overall Record:	12-17, one season
Assistant Coaches:	Brian Johnson (assoc. head coach), Marlon Guild, Patrick Norris
Dir. Bask. Ops.	Matt Burke
2021-22 Record:	12-17 (5-8 home, 7-9 away)
Conf. Record:	8-10 (3-6 home, 5-4 away)
Conference Place:	7th of 10
Starters R/L:	4/1
Letterwinners R/L:	7/8

Basketball History

All-Time Record:	705-1072 (.397, 76 years)
All-Time Record in America East:	127-213 (.374, 21 years)
Affiliations:	Division III (first 52 years, 443-642) Division II (1998-2001, 3 years, 41-40) Division I (2001-present, 21 years, 221-400)

BU Athletics Communications

Associate AD/SID:	John Hartrick (MBB contact)
Phone:	607-777-6800
E-mail:	hartrick@binghamton.edu
Cell:	607-222-6474
Associate SID:	David O'Brian
Phone:	607-777-6478
Assistant SID:	Tyler Kish (alt. MBB contact)
Phone:	607-777-4956
Assistant SID:	Zach Clark (video)
Phone:	607-777-2956
ESPN Production:	Jeremy Donovan
ESPN Play-by-Play:	Tim Heiman
Website:	www.bubearcats.com

Quick Facts 1
Events Center 2-3
University Administration 4
2022-23 Schedule 5
Broadcast Network/Media 6

Coaching Staff

Levell Sanders 8-10
Brian Johnson 11
Marlon Guild 12
Patrick Norris....13
Coaching Staff 14

2022-23 Bearcats

Season Outlook 16-18
Team Roster 19
Team Breakdown 20-21
Spotter's Chart 22
Ogheneyole Akuwovo 23-24
Ador Athuai 25-26
Tariq Balogun 27
Jacob Falko 28-29
Miles Gibson....30
Armon Harried 31
Christian Hinckson 32-33
John McGriff 34-35
Dan Petcash 36-37
Matt Solomon 38
Masud Stewart....38
Taveion White 39-40

2021-22 in Review

2021-22 Flashback 42
Statistics 43
Results/Leaders....44
Miscellaneous Stats.... 45-46
Game-by-Game Stats....47
Box Scores 48-56

America East Conference

America East in NCAAs 58
2021-22 Review 59-61
BU In America East 62

BU Record Book

D-I Individual Record Snapshot 64
Division I Individual Records.... 65-70
Division I Team Records 71-74
Division I Opponent Records....75
America East Leaders 76-79
America East Tournament 84-95
NCAA Tournament Appearance 90
In-Season Tournaments 96
Year-by-Year W-L 97
Year-by-Year Leaders/Honors 98
All-Time Records Snapshot.... 99-100
All-Time Top-10 Charts.... 101-103
Most Points in a Game....104
1,000 Point Scorers.... 105-106
Hall of Fame Members 107-110

All-Time Results

All-Time Results 112-122
Series Records 123-124
Series History 125-129
All-Time Records vs. All Conferences 130
Binghamton vs. Ranked Teams....130

All-Time Statistics

All-Time Player Statistics 132-147
Year-by-Year Division I Team Statistics 148-153
All-Time Player Jerseys.... 154-157

The 2022-23 BU Men's Basketball Guide was produced by the Athletics Communications Office, John Hartrick, Director

Photography: Jonathan Cohen, Binghamton University Office of Communications and Marketing

Cover Design: Jordan Dickman

Copy Assistance: Andrew Celio, Kyle Celio

THE EVENTS CENTER

Completed in 2004, the 156,000 square foot complex is the largest sports facility of its kind within 75 miles of Binghamton. Basketball seating swells to 4,923 fans and includes courtside seating and a student section that seats more than 1,000 members of the boisterous student fan base.

The arena served as the host venue for the first three rounds of the 2005, 2006 and 2008 America East Men's Basketball Championships, the entire 2007 America East Women's Basketball Championship and the pinnacle event — the 2009 America East Men's Basketball Championship Game. A sellout crowd of 5,342 and a nationally televised ESPN2 audience witnessed Binghamton's 61-51 victory over UMBC. That win gave the Bearcats their first conference title and inaugural NCAA berth.

In 2015 and 2016, the first two rounds of the America East Women's Basketball Championship were held at the Events Center.

With unwavering campus and community support, the men's program led the America East in attendance for an unprecedented nine straight seasons between 2004-12 and the women's team has annually been among the conference leaders in attendance.

In addition to athletics, the Events Center has been the host for dozens of concerts, shows, festivals and other prominent area events annually.

.

QUICK FACTS

Name: Events Center
Location: Adjacent to the West Gym, near northwest corner of campus
Size: 156,000 square feet
Area Enclosed: 50,000 square feet (more than one acre)
Height: 65 feet (six stories)
Roof: Bowstring-steel-truss
Levels: Three
Cost: $38 million
Capacity: 4,923
Seating: 2,318 chairbacks, 2,605 benches
Concourse Level: Ticket booth, concessions, restrooms, administrative offices, reception room, gift shop
Mezzanine Level: Coaches' offices
Event Level: Basketball court, 200-meter track, multi-purpose courts, locker rooms, media room, strength and conditioning room, sports medicine center, team meeting room

AVERAGE ATTENDANCE

Year	Average	Year	Average
2021-22	1,916	2011-12	2,781*
2020-21	— COVID	2010-11	3,478*
2019-20	2,285	2009-10	3,669*
2018-19	2,168	2008-09	3,894*
2017-18	2,623	2007-08	3,645*
2016-17	2,501	2006-07	3,206*
2015-16	2,540	2005-06	3,684*
2014-15	2,561	2004-05	3,318*
2013-14	2,776*	2003-04	2,813*
2012-13	2,614		

** Highest average in the America East*

TOP 10 EVENTS CENTER CROWDS:

Rank	Attend.	Opponent	Date	Result
1.	5,342	UMBC	3/14/09	W 61-51
T2.	5,222	UMBC	2/26/09	W 71-51
T2.	5,222	New Hamp.	2/22/09	W 70-69 (ot)
T2.	5,222	Albany	3/5/05	W 76-70*
5.	5,142	Albany	2/9/09	W 88-75
6.	5,016	Vermont	3/8/08	L 57-65*
7.	5,003	Vermont	3/6/05	L 65-76*
8.	4,939	UMBC	2/1/17	L 74-92
9.	4,923	Maine	1/31/09	W 83-77$$
10.	4,902	Hartford	2/3/08	L 62-71

* America East Tournament
$$ 5-year Events Center Anniversary

"Binghamton is building from the ground up — literally. Their facility is one of the most beautiful mid-sized facilities in the nation, and Binghamton provided the most efficient and well-run conference tournament I've ever attended."
— ESPN.com writer Kyle Whelliston

"This campus has an academic reputation that is unmatched in our system. But it has needed this facility to round out the rest of the picture. This facility will say something to those who say, 'Do I want to come here?' I'm thrilled for the campus and I'm thrilled for the system."
— Former SUNY Chancellor Robert King



WHAT OTHERS ARE SAYING...

"The atmosphere was electric... It gave you goose bumps, made the hair on your arm stand up. It was loud... and spectacular to be a part of. It was a first-class show."
— Brian Moritz, former beat writer, *Binghamton Press & Sun-Bulletin*

"We keep talking about this every time we come here...This is a fabulous facility and Binghamton has great crowd support. It's a great atmosphere to watch very good basketball."
— Jim Satalin, former color commentator, America East Television

"This is a world-class facility. What this does for our community is just tremendous."
— Former New York State Senator Thomas W. Libous

2021-22 AMERICA EAST ATTENDANCE

1.	Vermont	2,276
2.	Albany	2,048
3.	Stony Brook	2,027
4.	**BINGHAMTON**	**1,916**
5.	UMBC	1,699
6.	UMass Lowell	783
7.	Maine	595
8.	Hartford	540
9.	New Hamp.	499
10.	NJIT	344

NOTABLE

- Binghamton has won the America East attendance crown 10 times since 2005
- BU's per-game average was more than 600 fans above the conference average (1,302)
- BU's average attendance was higher than the average in half of Division I conferences (16 of 32), including the Sun Belt, Horizon, MAAC, Ivy, NEC, Patriot and Big South conferences
- BU had five home games of 2,000+ fans, including a season-high 3,835 vs. Albany on Feb. 16, 2022

HARVEY STENGER
PRESIDENT

A native of upstate N.Y., Stenger was appointed president at Binghamton University in Nov. 2011, and assumed his duties Jan. 1, 2012. Prior to coming to Binghamton, he served as interim provost at the University at Buffalo, where he had been dean of the School of Engineering and Applied Sciences since 2006. A chemical engineer by training, he earned his bachelor's degree in chemical engineering from Cornell University in 1979, and his doctorate in the same discipline from the Massachusetts Institute of Technology in 1983.

Prior to joining the administration at UB, Stenger was a professor at Lehigh University's College of Engineering and Applied Science, where he also served as dean for six years and served terms as co-chair of the Department of Chemical Engineering and director of the Environmental Studies Center.

As an administrator, his emphasis has been on expanding graduate programs and enrollment, adding academic programs, increasing international research and academic partnerships, strategically hiring faculty and increasing enrollment. Since his arrival at Binghamton, he launched the Road Map to Premier strategic planning process, involving more than 400 students, faculty, staff, alumni, community members and business leaders, and in 2017, updated the plan through the Road Map Renewal, which also involved hundreds of stakeholders; and established the new School of Pharmacy and Pharmaceutical Sciences, which enrolled its first class in 2017.

With a focus on academic excellence, operational excellence and University growth, the University is moving forward on its journey to becoming the premier public university.

DENNIS KALINA
INTERIM DIRECTOR OF ATHLETICS

A veteran Division I administrator, Dennis Kalina was named Interim Director of Athletics in April 2021, capping a steady rise in scope and stature in his first decade on campus. Named to succeed retiring AD Patrick Elliott, Kalina will serve in the interim role for 18 months before a national search commences. He carries more than 25 years of college athletics administrative experience and has built a track record of widespread accomplishments and trusted collaboration at Binghamton.

A native of Portage, Ind., Kalina was hired in 2012 and began by overseeing Binghamton's external relations area, including major gifts, the annual fund, marketing and promotions, corporate partnerships, ticketing, merchandising and licensing. In all, he was responsible for generating and overseeing a budget of $1.3 million annually.

Before Binghamton, Kalina served as an administrator at Bradley University, Northwestern State University and Indiana University.

Kalina worked extensively with the nationally-prominent men's and women's basketball programs at Gonzaga for six years and before that was a key contributor as associate AD at Bradley in Peoria, Ill.

At Gonzaga, Kalina managed the comprehensive external operations that included major gifts, the annual fund, basketball ticketing, marketing and promotions, communications, video services and website. He solicited gifts for capital projects and scholarship initiatives and as a member of the senior staff, was instrumental in the development of the department's 5-year Strategic Business Plan. Kalina also had oversight of special development projects and events for the athletic department.

A former Division I track athlete, Kalina earned his bachelor's degree in sports marketing and management at Indiana in 1995. He stayed in Bloomington and received his master's degree in athletic administration one year later.

Dennis and his wife, Dina, have two children: daughter Addison Shelby and son Canyon Marek.

DAY	DATE	OPPONENT	TIME
NOVEMBER			
Monday	**November 7**	**CAZENOVIA (ESPN3)**	**7:30 p.m.**
Saturday	November 12	@ Marist	7 p.m.
Tuesday	November 15	@ Maryland	7 p.m.
Saturday	**November 19**	**SACRED HEART (ESPN3)**	**2 p.m.**
Wednesday	**November 23**	**COLUMBIA (ESPN+)**	**2 p.m.**
Saturday	November 26	@ La Salle	2 p.m.
Wednesday	**November 30**	**LOYOLA (ESPN+)**	**6 p.m.**
DECEMBER			
Saturday	**December 3**	**STONEHILL (ESPN3)**	**4 p.m.**
Wednesday	**December 7**	**COLGATE (ESPN+)**	**7:30 p.m.**
Friday	December 9	@ Fordham	7 p.m.
Saturday	**December 17**	**ONEONTA (ESPN3)**	**2 p.m.**
Wednesday	December 21	@ Niagara	7 p.m.
Thursday	December 29	@ Cornell	7 p.m.
Saturday	December 31	*@ Bryant (ESPN+)	1 p.m.
JANUARY			
Thursday	**January 5**	***NEW HAMPSHIRE (ESPN+)**	**7 p.m.**
Wednesday	January 11	*@ NJIT (ESPN+)	7 p.m.
Saturday	**January 14**	***UMASS LOWELL (ESPN3)**	**2 p.m.**
Thursday	January 19	*@ Albany (ESPN+)	7 p.m.
Sunday	January 22	*@ Maine (ESPN+/3)	2 p.m.
Wednesday	**January 25**	***VERMONT (ESPN+)**	**7 p.m.**
Saturday	**January 28**	***BRYANT (ESPN3)**	**2 p.m.**
FEBRUARY			
Wednesday	February 1	*@ UMBC (ESPN+)	7 p.m.
Wednesday	February 8	*@ New Hampshire (ESPN+)	7 p.m.
Saturday	**February 11**	***ALBANY (ESPN3)**	**2 p.m.**
Wednesday	**February 15**	***NJIT (ESPN+)**	**7 p.m.**
Saturday	February 18	*@ UMass Lowell (ESPN3)	1 p.m.
Wednesday	February 22	*@ Vermont (ESPN+)	7 p.m.
Saturday	**February 25**	***MAINE (ESPN3)**	**2 p.m.**
Tuesday	**February 28**	***UMBC (ESPN+)**	**7 p.m.**
MARCH			
Saturday	March 4	America East Quarterfinals (ESPN+)	TBA
Tuesday	March 7	America East Semifinals (ESPN+)	TBA
Saturday	March 11	America East Championship (ESPN2)	TBA

*America East game broadcast on ESPN+/ESPN3

HOME GAMES IN BOLD CAPS.
All times are EST, and are subject to change

THE AMERICA EAST ON ESPN NETWORKS

For the seventh straight season, all Binghamton University men's and women's basketball conference games will be available on the ESPN family of networks. The games, produced on each of the 10 member institution campuses, will air either on ESPN3 or ESPN+. The AE on ESPN is the home to more than 3,000 games from a variety of sports over the span of a decade.

Tim Heiman is the ESPN play-by-play announcer for both the Binghamton men's and women's basketball teams. He was the Bearcats' women's basketball play-by-play announcer for four seasons before taking over men's and women's calling duties for ESPN in 2019. Previously, Heiman was the Director of Broadcasting and Media Relations for the Binghamton Double-A baseball organization. In addition to his basketball duties, Heiman is the lead play-by-play announcer for BU soccer, lacrosse, volleyball, baseball and softball live streams on ESPN platforms.

Heiman will again be joined by color analyst **Doug Walsh**, a 20+ year veteran of radio and television broadcasting in the Scranton/Wilkes Barre area. He also coached collegiately at Lackawanna College, Keystone College and Marywood University.

BINGHAMTON LOCAL MEDIA

PRINT MEDIA

Pipe Dream (Student Newspaper)
Office: (607) 777-2515
Sports Editor:Jack Oh
E-Mail: joh63@binghamton.edu

Press & Sun Bulletin (Daily Newspaper)
Office: (607) 777-2515
Sports Reporter: Kevin Stevens
E-Mail: KSTEVENS@gannett.com

TELEVISION MEDIA

WNBG (CBS Affliliate)
Office: (607) 729-9575.
Sports Director: Jacob Russo
E-Mail: jrusso@wbng.com
Assistant Director: Jack Neill
E-Mail: jneill@wbng.com

WICZ (FOX Affliate)
Office: (607) 798-0070
Sports Director: Ian Mills
E-Mail: imills1@binghamton.edu

WIVT (NBC/ABC Affilate)
Office: (607) 771-3434 x1947
Sport Director: Brian Rudman
E-Mail: brianrudman@nc34.com

SPECTRUM CABLE NEWS (24-hour)
Office: (315) 634-2399
Sports Contact: Vince Briga
E-Mail:. Vincent.Briga@charter.com

ESPN ANNOUNCERS

Play-by-Play: Tim Heiman
E-Mail: tim.h.heiman@gmail.com
MBB Analyst: Doug Walsh
E-Mail: seward@epix.net

COACHING STAFF

IN THIS SECTION

Levell Sanders.....8-10
Brian Johnson.....11
Marlon Guild.....12
Patrick Norris.....13
Matt Burke.....14
Damani Myers.....14

HEAD COACH LEVELL SANDERS

Coming off a noted season of accomplishments and program progress, Levell Sanders begins his second year as head coach in 2022-23.

In his first season at the helm after being promoted from assistant coach, Sanders led the Bearcats to a berth in the America East semifinals after the team was picked to finish last. Along the way, his team achieved the program's highest conference win total in 12 years and had a winning conference road record for the first time in 13 years.

After the season, Sanders was one of 15 finalists for the 2022 Joe B. Hall Award, presented annually to the top first-year coach in Division I college basketball.

The 2021-22 Bearcats (12-17, 8-10 America East) led the America East in rebounding and 3-point defense and ranked second in field goal percentage defense and blocked shots. Of the team's losses, six were by five or fewer points or in overtime. Binghamton reached the semifinals with a riveting 72-69 road win over third-seeded New Hampshire in the quarterfinals.

The team's uprising drew nearly 25,000 fans to the Events Center this winter. In home conference games, BU drew an average of 2,023 fans, third-highest in the America East.

Sanders, 46, was hired in June 2019 and worked two seasons as an assistant coach before being promoted to head coach on March 1, 2021.

"Levell possesses wide-ranging and successful experience as a player and coach, on both the intercollegiate and professional levels," then Director of Athletics Patrick Elliott said when announcing the promotion. "We are appreciative of Levell's willingness to lead the program at this time, and are confident he will continue to develop BU basketball and our student-athletes to on-court success."

A Brooklyn native, he returned to the states after a noteworthy coaching career in the Czech Republic. For five years, he coached BK JIP Pardubice, leading the team to the elimination rounds of the 2017 FIBA Europe Cup and being named All-Czech Republic League Coach of the Year. His teams won at an 84 percent clip and captured bronze medals in the KNBL Czech League three straight years between 2015-18.

Sanders was selected to be a member of the coaching staff of the Czech Republic U18 National Team that competed at the 2017 European Championships.

As a player, Sanders scored 1,399 career points at Seton Hall before embarking on a successful 15-year professional career overseas. With the Pirates, Sanders averaged 12.4 points in 113 games and was named second team All-BIG EAST in 1998. A BIG EAST academic all-star, he graduated in 1998 with a bachelor's degree in criminal justice.

His pro basketball accolades include being named the All-Czech Republic League Guard of the Year in 2007 as well as being a two-time first team all-star. He ranks 11th on the all-time leading scorer list in the Czech Republic.

Sanders holds a strong reputation for player development and is the author of a book, "A Guide to Playing Professional Basketball Overseas."

Levell and his wife, Pamela, live in Binghamton with their daughters Olivia (8) and Stella (1).

SANDERS RÉSUMÉ

Date/Place of Birth

- December 9, 1975 - Brooklyn, N.Y.

Family

- Wife, Pamela
- Daughters Olivia (7) and newborn Stella

Education

- Seton Hall University, bachelor's degree in criminal justice, 1998

Playing Experience

- Seton Hall (1994-98), All-BIG EAST selection
- Played professionally for 15 years, primarily in the Czech Republic

Coaching Experience

- 2014-16, BK Pardubice (Czech Republic) (interim coach)
- 2016-19, BK Pardubice (Czech Republic) (head coach)
- 2015-17, Under 16/17/18 Czech National Team (assistant coach)
- 2019-21, Binghamton University (assistant coach)
- 2021-P, Binghamton University (head coach)

GET TO KNOW COACH SANDERS

PERSONAL

- 46 years old
- Native of Brooklyn and has six siblings
- Wife, Pam and daughters Olivia (8) and Stella (1)

COLLEGE BASKETBALL AT SETON HALL

- Came to Binghamton in June 2019 and has served as assistant coach for two years
- Former All-BIG EAST guard and All-Academic student-athlete at Seton Hall (1994-98)
- Recruited to Seton Hall by legendary college and NBA coach P.J. Carlesimo
- Scored 1,399 career points in 113 collegiate games
- Averaged 15.7 points over final two seasons
- Played against BIG EAST (and NBA legends) such as Allen Iverson (Georgetown), Ray Allen (UConn), Rip Hamilton (UConn), Kerry Kittles (Villanova) and Lawrence Moten (Syracuse)
- Named Seton Hall Male Athlete of the Year in 1998

PROFESSIONAL CAREER OVERSEAS

- After NBA lockout in 1998 closed that door, played 17 years overseas in Czech Republic, Poland and Belgium
- Eurobasket.com Czech Guard of Year in 2007 and two-time first team all-league
- Ranks 11th in Czech League in career scoring
- Played until 40 years old then transitioned into coaching

COACHING

- Began coaching career in 2014 in Czech Republic
- Led 2016 team to Czech Cup title
- Named Czech Republic League Coach of Year in 2017
- In five years his teams won at 84% clip and captured three bronze medals in Czech League
- Selected to coaching staff for Czech Republic U18 National Team that competed at 2017 European Championships

MISCELLANEOUS

- Speaks fluent Czech
- First American backed by Czech Republic Basketball Federation to obtain FIBA basketball license
- Author of book "A Guide to Playing Professional Basketball Overseas"

WHAT THEY ARE SAYING ABOUT COACH SANDERS ...

"I have taught, led, and coached many outstanding players and people over many years. Levell is as good as any when it comes to talent, integrity, intelligence, teammate, leader, and dependability. He embodies the definition of a Winner. He is the kind of teacher and leader our younger generation needs to learn from. On and off the court."

— Tommy Amaker, former Duke All-American, Seton Hall head coach and current Harvard head coach

"One of my biggest regrets leaving Seton Hall for the NBA was never having the opportunity to coach Levell. I've always been proud to follow his many achievements as a player and coach. He's a fantastic person and will do an excellent job for Binghamton University."

— P.J. Carlesimo, former Seton Hall, NBA and Olympic coach who recruited Levell Sanders to Seton Hall

"I have known Levell for some time and he has always been a hard worker and a high character person who connects with many different people. He is a class act!! He is a seasoned coach who can teach, recruit, and knows the game. I am excited that Levell has been given the opportunity to be the next coach at Binghamton. He will do a great job of representing the university both on the court and in the community."

— Adrian Autry, former Syracuse All-BIG EAST guard and current Syracuse associate head coach

"I have had the privilege of playing with Coach Sanders in college. Even as a freshman, Levell possessed great leadership skills but more than anything, he had an uncanny way of connecting with every single guy on our team. It doesn't surprise me of the success he's had as a player and as a coach."

— Adrian Griffin, former Seton Hall teammate, NBA guard and current Toronto Raptors assistant coach

"I truly felt cheated that I didn't have the opportunity to coach Levell for all four of his years at Seton Hall. He was an ambassador for Seton Hall basketball as well as being the epitome of a student-athlete and most importantly a great person. Levell's attention to detail and basketball intelligence were very impressive. He was driven to be the best player he could be … all traits of a good future coach. Binghamton University and the community are very lucky to have a coach of Levell's character and caliber."

— Rob Jackson, former Seton Hall assistant coach and current San Antonio Spurs regional scout

"As a player Levell had many traits found in all successful coaches. The ability to communicate with his teammates and coaches, he was a student of the game, he was prepared for all situations, he had a strong work ethic and desire to get better. I am excited to watch Levell's journey as a head coach at Binghamton University."

•Bruce Hamburger, former Seton Hall assistant coach and current FDU associate head coach

"Binghamton has chosen a leader, teacher and father who will provide his players with life lessons that they will carry with them forever. They may not like the adversity while they are going through it but they will respect the process after they graduate."

— AJ Speaks, Seton Hall alumnus and current Miami Heat senior broadcast producer

"Levell was one of the hardest working players and one of the best teammates I've ever played with. His passion, hard work, strong character and his love for the game took him across the world, where he gained invaluable experience as a player, coach and human being. Not many American coaches had an opportunity to play and learn as a player and as a head coach in Europe. His knowledge, passion and fanaticism will make him one of the best coaches in college basketball and beyond."

— Rimas Kaukenas, Former Seton Hall teammate and professional basketball player

"I am so excited for Levell and the Binghamton program. Playing in the backcourt with him at Seton Hall, I just knew he would make an outstanding coach. His basketball intelligence and feel for the game were outstanding and he was a natural leader with an engaging personality. He will turn that program into a consistent winner and contender."

— Dan Hurley, former Seton Hall teammate and current UConn head coach

ASSOCIATE HEAD COACH BRIAN JOHNSON

Johnson was hired in June 2019 and begins his fourth season at Binghamton in 2022-23 and second as associate head coach.

A native of Annapolis, Johnson came to Binghamton after serving as head coach at NCAA Division III Southern Vermont College in 2018-19. He led the Mountaineers to a 16-win season that was fueled by a pair of all-conference recruits.

The two prior years, Johnson was head coach at Prince George's Community College in Largo, Md. There, he led the Owls to the 2017 Maryland Junior Conference Tournament crown. His teams were Regional XX Championship finalists in back-to-back years and he was named the Finnestmag.com Maryland Junior College Coach of the Year in 2017 after leading PGCC to a 21-9 mark.

Johnson brought crucial conference experience, having served as an assistant at fellow America East school UMBC between 2013-16. There, he recruited and developed two elite UMBC guards in Rodney Elliott (2014 AE Rookie of Year) and Jarius Lyles (NBA G League).

Johnson scored 1,017 career points at University of Delaware before graduating with a degree in sociology in 2010. With the Hens, he earned CAA All-Rookie honors and graduated among the program's all-time top-10 in minutes played (2nd with 3,987), assists (3rd with 510) and 3-pointers (8th with 135).

Brian and his wife, Alison, have two daughters, Emery (2) and Giuliana (1).

JOHNSON RÉSUMÉ

Date/Place of Birth
- September 19, 1987 - Baltimore, Md.

Family
- Wife, Alison
- Daughters Emery (3) and Giuliana (1)

Education
- University of Delaware, bachelor's degree in sociology, 2010
- Maryland, University College, master's degree in business and management, 2019

Playing Experience
- Delaware (four-year guard, 2006-11)

Coaching Experience
- 2011-12, Goldey-Beacom College (assistant coach)
- 2013-16, UMBC (assistant coach)
- 2016-18, Prince George's Community College (head coach)
- 2018-19 Southern Vermont College (head coach)
- 2019-21, Binghamton University (assistant coach)
- 2021-P, Binghamton University (associate head coach)

ASSISTANT COACH MARLON GUILD

Veteran coach Marlon Guild joined the Bearcats program in June 2021 and begins his second year as an assistant coach in 2022-23.

The Brooklyn native has 14 years experience as a Division I assistant, having finished successful stints at Saint Peter's (7 years) and Rider (6). While at Saint Peter's Guild helped steer the Peacocks to the NCAA tournament in 2011. Guild has spent the last six years at Rider, where the Broncs averaged nearly 19 wins a season in a four-year stretch from 2016-20, featuring a MAAC regular season title and NIT berth in 2018.

"Marlon brings great basketball knowledge and coaching experience that has allowed him to excel in Division I Athletics for more than a decade," head coach Levell Sanders said of the hire. "He has the enthusiasm, love and patience required to develop student-athletes. We are lucky to have Marlon and his family join our Binghamton family!"

During his time at Rider, Guild helped steer the Broncs to three straight top-three finishes. The 2017-18 squad went 22-10, including a dominant 15-3 mark in the MAAC. After capturing the conference regular season crown, Rider advanced to the NIT tournament. His recruiting and development translated into seven all-conference selections in the MAAC.

At Saint Peter's, Guild focused on the development of the Peacock guards and under his tutelage, two of them (Wesley Jenkins and Nick Leon) surpassed the 1,000-point plateau and led the program to the 2011 MAAC tournament title.

He began his college coaching experience at Eastern Connecticut State in 2007. He also coached five years with the Connecticut Basketball Club AAU, now known as NE6 on the Under Armour Association circuit. During his time with the 17U club, 23 players moved on to Division I basketball.

Guild also served as a recruiting analyst with Rivals.com for two years and a college basketball consultant with ESPN for four years.

Guild earned his bachelor's degree in communication from University of Hartford in 2005. He received his master's degree in athletic leadership from Rider in 2018.

GUILD RÉSUMÉ

Date/Place of Birth

- April 13, 1983 - Brooklyn, N.Y.

Family

- Wife, Tracey
- Children, Kyla (16) and Aiden (9)

Education

- University of Hartford, bachelor's degree in communications, 2005
- Rider University, master's degree in athletic Leadership, 2018

Coaching Experience

- 2021-Present: Binghamton (Assistant Coach)
- 2015-2021: Rider University (Assistant Coach)
- 2008-2015: Saint Peter's College (Assistant Coach)
- 2021-P: Binghamton (Assistant Coach)

ASSISTANT COACH PATRICK NORRIS

Patrick Norris begins his fifth year at Binghamton in 2022-23 and second as assistant head coach.

Norris joined the Bearcats in 2018 and quickly earned two promotions with his hard work and attention to detail. He was the Director of Player Development for two seasons after beginning his tenure as the team's program assistant.

"I have witnessed Patrick do a wonderful job organizing everything for the program the last two years," head coach Levell Sanders said when announcing Patrick's promotion in 2021. "I also got the opportunity to know Patrick and realized he is a bright person with a lot of basketball knowledge who will help push our program in the right direction. Patrick being from Binghamton is just icing on the cake."

A native of Binghamton, N.Y., Norris completed his bachelor's degree in psychology from the University of Notre Dame in 2017. He earned his master's degree in public administration from Binghamton in 2018.

While at Notre Dame, Norris was a student manager for the men's basketball program from 2013-16. During those three seasons, the Irish posted a record of 61-35, won an ACC Championship, and made back-to-back appearances in the NCAA Tournament's Elite Eight.

Norris was involved in every aspect of Mike Brey's program, and worked closely with several players who would go on to have success in professional basketball, including: NBA Champion Pat Connaughton, 1st Team All-American Jerian Grant, Demetrius Jackson, Bonzie Colson, and Zach Auguste, among several others.

Norris' family has strong ties to Binghamton Men's Basketball. His Uncle Jim served as the Head Coach from 1996-2000 while the program transitioned to Division I. He then worked for several years as a senior member of the athletics department, before ultimately becoming the Director of Athletics in 2009. He happily retired in 2011, and is a Binghamton Athletics Hall of Fame member. Patrick credits his passion for basketball to his uncle.

NORRIS RÉSUMÉ

Date/Place of Birth
- February 12, 1995 - Binghamton, N.Y.

Education
- University of Notre Dame, bachelor's degree in psychology, 2017
- Binghamton, master's degree in public administration, 2018

Playing Experience
- Chenango Valley High School (two-sport athlete)
- Basketball captain

Coaching Experience
- 2018-19, Binghamton (program assistant)
- 2019-21, Binghamton (coordinator of player dev.)
- 2021-P, Binghamton (assistant coach)

DIRECTOR OF BASKETBALL OPERATIONS MATT BURKE

Matt Burke joined the Bearcats in June 2021 as director of basketball operations and begins his second season with the program in 2022-23. He hails from nearby Norwich and returns to the Southern Tier after serving as a graduate assistant at Hofstra from 2019-21. While at Hofstra, Burke was part of the 2020 CAA regular season and tournament championship team that won 26 games. Before that, he was assistant director of basketball operations at Niagara in 2018-19. Burke holds a bachelor's degree in sports management and operations from Niagara (2018) and his master's degree in higher education and leadership policy studies from Hofstra (2021).

VIDEO COORDINATOR DAMANI MYERS

Damani Myers joined the men's basketball staff in June 2021 and begins his second season in 2022-23. He came from Saint Peter's, where he served as special assistant to the head coach for a Peacocks team that won 18 games before its postseason run was halted by COVID. A former collegiate player at Lycoming and Delaware Valley, Myers oversaw the scouting and film exchange at Saint Peter's before earning his bachelor's degree in business management in May 2020.

2022-23 BEARCATS

IN THIS SECTION

Season Outlook 16-18
Team Roster 19
Team Breakdown 20-21
Spotter's Chart 22
Ogheneyole Akuwovo 33
Ador Athuai 23-24
Tariq Balogun 25-26
Jacob Falko 39
Miles Gibson 29-30
Armon Harried 34
Christian Hinckson 37
John McGriff 40
Dan Petcash 27-28
Matt Solomon 31-32
Masud Stewart 35
Taveion White 40

WITH STRONGEST ROSTER IN YEARS, BU SETS SITES ON CLIMBING INTO CONTENTION

SECOND-YEAR HEAD COACH SANDERS HAS DEEP LINEUP, EXPECTS BEARCATS TO CONTINUE RISE IN AMERICA EAST

Binghamton made significant strides during a 2021-22 campaign that featured eight conference wins ended with the program's second semifinal appearance in the last four years. But head coach Levell Sanders thinks this year's unit, led by first team all-conference selection **Jacob Falko** and All Defensive Team pick **Christian Hinckson** and boosted by several impact newcomers, is capable of accelerating BU's rise in the America East.

"We are much more talented and athletic up and down the roster than last year," Sanders said. "We have better on-ball defenders, which will help us become a better defensive team. And we are a more together, unified team."

America East coaches must agree with Sanders' optimism, having slotted Binghamton fourth in the preseason poll. It's the highest the Bearcats have been picked in six years and tied for highest in the program's 22-year Division I history.

In Sanders' first year at the helm last winter, BU posted its highest conference win total in 12 seasons and then upended No. 3 New Hampshire in the America East quarterfinals. Binghamton defeated every conference opponent at least once, save for the two tournament finalists (Vermont and UMBC).

With four starters back and three impact transfers in the fold, competition for minutes will be strong and Sanders will be afforded options that were previously limited.

Falko central to team's success

Senior guard **Jacob Falko** enters his second and final season at Binghamton with the chance to become the program's first-ever two-time America East first team all-conference player. In his BU debut season last winter, Falko averaged 15.4 points (49% FG) and 3.8 assists in conference play, scored 20 or more points seven times and spearheaded the postseason win with a gutsy 21-point performance coming off an injury. Falko was named to the preseason all-conference team and his ability to get to the rim and be a threat from beyond the arc (42% 3FG in postseason) makes him a potent offensive player.

"Jake does everything," Sanders said. "We ask him to score and also be a facilitator and he does so many things well. He's come into preseason lighter and more explosive and we will need him to be who he was last year and even better for us to take the next step."

Junior **John McGriff** returns to run the point after a solid first season with the program last year. McGriff averaged 12.1 points and shot 39 percent from 3-point range in conference play. He was able to break down opponents on the dribble and find the open man and like Falko, McGriff peaked down the stretch, shooting 46 percent over the final seven games of the season with three 15+ point games. He produced five or more assists five times, and delivered a clutch, acrobatic bucket for the deciding points in the quarterfinal win over New Hampshire.

Senior sharpshooter **Dan Petcash** has played 66 games as a Bearcat and returns after a solid 2021-22 season that was compromised by injury. Petcash missed eight games but averaged 31 minutes as a starter and remains one of the team's most reliable defenders. He also is the team's best pure shooter with career averages of 46 percent overall, 40 percent from 3-point range and 87 percent from the line.

"Dan does all the right things," Sanders said. "He's always in the right place and is a steady force for us. Dan is one of our better perimeter defenders and shoots at a very high percentage. We want him to be more aggressive with his shot this season."

Senior guard Jacob Falko

Freshman **Masud Stewart** and sophomore transfer **Matt Solomon** are also viable guards off the bench. Stewart hails from scholastic power Neuman-Goretti in Philadelphia, where he averaged 11.5 points and 2.2 assists and led the program to its ninth state title last winter. Solomon began his collegiate career at Cal State-Northridge after averaging 25.1 points as a senior at Newbury Park High in California. He is a scoring threat from beyond the arc.

Do-it-all Hinckson leads trio of outstanding wing players

Graduate student **Christian Hinckson** played a pivotal role in BU's success last season because of his ability to score, rebound and defend. Hinckson was the lone Bearcat to play all 29 games and in conference play, he produced 10.1 points, 7.6 rebounds and 1.1 blocks, becoming BU's first All-Defensive Team selection in four years. Hinckson shot 47 percent and had four double-doubles in conference play. He also pulled down 12 rebounds in 29 hard minutes during the quarterfinal win at UNH. A veteran who has played 106 college games, Hinckson will again log heavy minutes due to his work rate and versatility.

"Christian is a good rebounder who can guard anyone on the floor," Sanders said. "He can play multiple positions and shoots the ball well. We want him to be more aggressive on the offensive end this season."

A pair of transfers, **Miles Gibson** and **Armon Harried**, bring more firepower and athleticism to Binghamton's lineup this season.

Gibson played two seasons at Eastern Michigan (10.8 ppg.) and last year at MSU Denver (13.1 ppg.) and has quickly shown to be a two-way contributor. His ability to play the two, three or four spot on the floor has Sanders excited.

"Miles has been a pleasant surprise," Sanders said. "He's older, has a lot of experience and can probably play all five positions. He does so many things well and will see a lot of time on the floor. We are looking forward to getting

him out there."

Harried is another veteran who has shined at this level, having played 77 games as a three year starter for fellow New York program Canisius. Last season, he averaged 11.2 points in nearly 30 minutes a game. Harried is a former first team All-Baltimore Metro scholastic player whose pedigree traces to his father, Herman "Tree" Harried, who starred up the road at Syracuse in the late 1980s.

Newcomer Balogun boosts post play

Six-foot-10, 240-pound junior transfer **Tariq Balogun** will provide a big boost to the interior group, which returns three players, including returning center **Ogheneyole Akuwovo**.

Balogun played 74 games over three seasons at Eastern Kentucky in the Atlantic Sun Conference. Last season he shot 58 percent from the floor and blocked nearly a shot and a half per game (team-high 30).

"Tariq is another guy we are really high on," Sanders said. "He's a load inside and is an explosive, athletic center who can score and block shots. I expect him to be one of the better 'bigs' in the America East and because of his presence down low, we want to play inside-out."

Six-foot-9 Akowovo started 17 games for BU last season and registered a pair of double-digit scoring games down the stretch. He was a strong finisher in the paint (59%).

Senior **Taveion White** remains an outstanding post defender with great athleticism and work rate. He logged 32 minutes a game in back-to-back BU wins over Stony Brook and Maine last February.

Fourth-year BU veteran **Ador Athuai** gives the Bearcats another long body off the bench. A mobile 6-foot-11, Athuai is another shot blocker.

Schedule features games at Maryland, Fordham, La Salle

The 2022-23 schedule has 13 non-conference games before the 16-game America East slate begins on New Year's Eve.

Binghamton will play teams from six different conferences, highlighted by marquee games at Maryland, La Salle and Fordham.

The Bearcats open the season with a home game against Cazenovia on November 7. Binghamton will play seven non-conference games at Dr. Bai Lee Court at the Events Center, where the program has been among the league leaders in attendance for nearly two decades. Also coming to Vestal will be Sacred Heart (Nov. 19), Columbia (Nov. 23), Loyola (Nov. 30), Stonehill (Dec. 3), Colgate (Dec. 7) and Oneonta (Dec. 17).

The road games feature a Nov. 15 encounter with Big Ten member Maryland. It will be the first-ever meeting between the two programs. Atlantic-10 residents La Salle (Nov. 26) and Fordham (Dec. 9) represent two more formidable opponents.

Binghamton will continue longstanding series' with in-state rivals Cornell (Nov. 29) and Colgate (Dec. 7) and will also keep recent opponents Sacred Heart (Nov. 19), Columbia (Nov. 23) and Loyola (Nov. 30) on the schedule. For the first time in 16 years, BU will face MAAC member Niagara (Dec. 21).

The 16-game America East slate consists of a home-and-home matchup against the eight other members, including first-year conference member Bryant. The conference slate begins in late December and runs through the end of February. The top eight teams will advance to the America East tournament, which begins with quarterfinals on March 4.

Junior guard John McGriff

America East might be more talented than ever this year

Perennial conference power Vermont and potent newcomer Bryant were slotted 1-2 in the preseason poll but thanks to the transfer portal and continuity among the league's head coaches, many think the overall talent is the highest it's ever been in the conference. Binghamton is among several teams who will be challenged to mesh high-level newcomers with returning players into a cohesive group by the time America East play begins in January.

"We want to build our defensive identity early in the season," Sanders said. "We have to cut down on our opponents' scoring to get to the top of the league. We have a ton of guys who can do a lot and now it's a matter of finding our combinations and attacking and 'winning' every day. We want to put ourselves in position to be champions and that takes preparing like champions every day. If we do that, we will be fine at the end."

2022-23 AMERICA EAST PRESEASON COACHES' POLL

Rank	Team (1st place votes)	Total
1.	Vermont (7)	63
2.	Bryant (2)	58
3.	UMass Lowell	47
4.	**BINGHAMTON**	**42**
5.	UMBC	40
6.	Albany	25
7.	New Hampshire	23
8.	NJIT	14
9.	Maine	12

PRESEASON ALL-CONFERENCE TEAM

Player	Team	Cl.	Pos.
Max Brooks	UMass Lowell	Jr.	Forward
Jacob Falko	**Binghamton**	**Sr.**	**Guard**
Dylan Penn	Vermont	Gr.	Guard
Charles Pride	Bryant	Jr.	Guard
Finn Sullivan	Vermont	Gr.	Guard
Earl Timberlake	Bryant	Jr.	Guard

TEAM TIDBITS

• Head Coach **Levell Sanders** starred at Seton Hall in the late 1990s, where he squared off against BIG EAST (and NBA legends) Allen Iverson (Georgetown), Ray Allen (UConn), Rip Hamilton (UConn), Kerry Kittles (Villanova) and Lawrence Moten (Syracuse).

• The Bearcats have the **oldest team** in their program history this season and one of the oldest in the country. The 12 players will begin the season with an average age of 22. Only one player is younger than 21 (freshman Masud Stewart) and the roster has a combined 28 seasons of NCAA basketball (avg. 2.3).

• Graduate forward **Miles Gibson** is the oldest Bearcat at 24 1/2 years old. Gibson is from Richmond, Va. and his college path has taken him from Northwest Kansas Tech College to Eastern Michigan University to Metropolitan State University of Denver (MSU Denver) and now Binghamton.

• Graduate forward **Christian Hinckson** has the most NCAA Division I experience of any Bearcat, having played in 106 collegiate games between Manhattan College (63 in two years) and Binghamton (43 in two years).

• Senior guard **Jacob Falko** is the only returning all-conference player (of 15) in the America East, which has had significant turnover (individuals and teams) from last season. Falko was a first team all-conference selection and is on the five-man preseason all-conference team.

• **Falko** also is a trained pianist. He started playing at age 5 and was taught by his grandfather. Falko's mom and all seven of his siblings can play. He has been known to perform for his teammates on hotel lobby pianos and can read music and play by ear.

• Junior forward **Armon Harried** is the son of former Syracuse standout Herman "Tree" Harried, who helped lead the Orange to four NCAA tournaments, capped with a title game appearance in 1987. His dad coached Armon in high school at Lake Clifton High in Baltimore. Armon's childhood nickname is "Nuke," given by his mother.

• Junior center **Tariq Balogun** is well-traveled. He was born in Italy and raised in England. Balogun came to the States as a sophomore in high school and then played his final two scholastic seasons at Miller School of Albemarle in Charlottesvlle, Va. From there he played his first three NCAA seasons at Eastern Kentucky University.

• Graduate center **Ogheneyole "Savior" Akuwovo** won a New Jersey state championship and Tournament of Champions title for legendary coach Bob Hurley at St. Anthony's as a sophomore. The school closed after his junior year and he finished his scholastic career at Ranney School.

• **Akuwovo**'s legal guardian is former Seton Hall legend and NBA player Terry Dehere.

• **Akuwovo** is a fashion designer and tailor. He learned to sew and hem clothes from his father, who is a tailor in Nigeria.

• Senior center **Ador Athuai** has 14 siblings — seven brothers and seven sisters.

• Freshman guard **Masud Stewart** hails from Newumann-Goretti High in Philadelphia, one of the most fabled high school basketball programs in the country. Stewart helped lead the program to its ninth state championship last winter. Neumann-Goretti was ranked No. 11 by MaxPreps in its listing of the top 100 scholastic basketball dynasties.

• Binghamton has led the America East in home attendance in 10 of the last 17 years.

• Binghamton was picked fourth in the America East Coaches' Preseason Poll. It equals the highest the team has ever been picked in 22 years of America East membership. Previously, the program was picked fourth in 2005-06, 2007-08 and 2016-17.

NUMERICAL ROSTER

No.	Name	Cl.	Pos.	Ht.	Wt.	Hometown/High School/Previous School
0	John McGriff	Jr.	G	6-0	185	Glenn Dale, Md./Bishop McNamara/St. John's Univ.
1	Tariq Balogun	Jr.	C	6-10	240	London, England/Miller School of Albemarle/E. Kentucky
2	Armon Harried	Jr.	F	6-5	205	Baltimore, Md./Lake Clifton/Canisius
3	Jacob Falko	Sr.	G	6-3	190	North East, Md./Tri-State Christian/Gardner-Webb
4	Masud Stewart	Fr.	G	6-1	185	New Castle, Del./Neumann-Goretti
10	Miles Gibson	Gr.	F	6-6	205	Richmond, Va./Milwood/MSU Denver
11	Dan Petcash	Sr.	F	6-4	205	Pittsburgh, Pa./Pine-Richland
13	Taveion White	Sr.	C	6-8	220	Prosper, Texas/Prosper/Clarendon College
15	Ador Athuai	Sr.	C	6-11	200	Twic, South Sudan/The Knox School
21	Ogheneyole Akuwovo	Gr.	C	6-9	220	Delta State, Nigeria/Ranney School (N.J.)/Howard Univ.
30	Matt Solomon	So.	G	6-3	190	Newbury Park, Calif./Newbury Park/Allan Hancock
24	Christian Hinckson	Gr.	F	6-6	210	Queens, N.Y./John Bowne/Manhattan

ALPHABETICAL ROSTER

No.	Name	Cl.	Pos.	Ht.	Wt.	Hometown/High School/Previous School
21	Ogheneyole Akuwovo	Gr.	C	6-9	220	Delta State, Nigeria/Ranney School (N.J.)/Howard Univ.
15	Ador Athuai	Sr.	C	6-11	200	Twic, South Sudan/The Knox School
1	Tariq Balogun	Jr.	C	6-10	240	London, England/Miller School of Albemarle/E. Kentucky
3	Jacob Falko	Sr.	G	6-3	190	North East, Md./Tri-State Christian/Gardner-Webb
10	Miles Gibson	Gr.	F	6-6	205	Richmond, Va./Milwood/MSU Denver
2	Armon Harried	Jr.	F	6-5	205	Baltimore, Md./Lake Clifton/Canisius
24	Christian Hinckson	Gr.	F	6-6	210	Queens, N.Y./John Bowne/Manhattan
0	John McGriff	Jr.	G	6-0	185	Glenn Dale, Md./Bishop McNamara/St. John's Univ.
11	Dan Petcash	Sr.	F	6-4	205	Pittsburgh, Pa./Pine-Richland
30	Matt Solomon	So.	G	6-3	190	Newbury Park, Calif./Newbury Park/Allan Hancock
4	Masud Stewart	Fr.	G	6-1	185	New Castle, Del./Neumann-Goretti
13	Taveion White	Sr.	C	6-8	220	Prosper, Texas/Prosper/Clarendon College

Head Coach: Levell Sanders (Seton Hall '98), second season (12-17)
Associate Head Coach: Brian Johnson (Delaware '11), fourth season
Assistant Coaches: Marlon Guild (Hartford '05), second season; Patrick Norris (Notre Dame '17), fifth season
Director of Basketball Operations: Matt Burke (Niagara '18), second season
Video Coordinator: Damani Myers (Saint Peter's '20), second season

PRONOUNCIATION GUIDE

Ogheneyole Akuwovo: Oga-NAY-ola ah-koo-OH-voo
Ador Athuai: Uh-DOOR ah-TWHY
Tariq Balogun: tu-REEK BAL-oh-gun (first syllable rhymes with Hal)
Armon Harried: huh-REED
Masud Stewart: mah-SEWD

Head Coach Levell Sanders: la-VELL

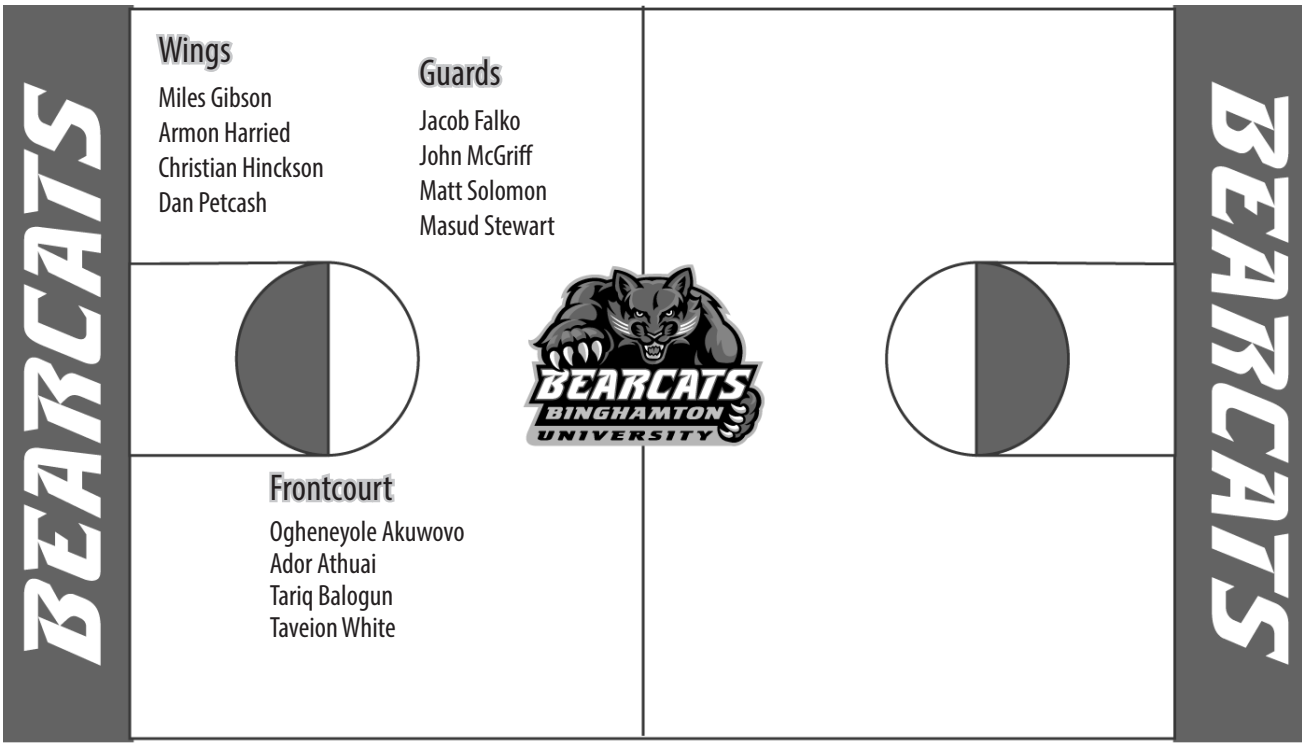

Starters Returning	HT	WT	CL	Pos	GP/GS	PPG	RPG	Other
Jacob Falko	6-3	190	Sr.	G	27/24	12.9	4.0	1st team AE all-conf.
John McGriff	6-0	185	Jr.	G	25/23	11.0	3.2	2.6 assists/game
Christian Hinckson	6-6	210	Gr.	F	29/22	7.9	6.6	AE All-Defensive Team
Dan Petcash	6-4	205	Sr.	F	21/13	6.5	3.9	47% 3-pt; 89% FT
Other Key Returnees								
Ogheneyole Akuwovo	6-9	220	Gr.	C	27/17	5.2	3.8	15.0 min/game; 58% FG

Key Newcomers

Tariq Balogun 6-10 240 Jr. C London, England/Eastern Kentucky University
Transfer from Eastern Kentucky; played 14.3 min. (4.0 ppg., team-high 30 blocks)

Armon Harried 6-5 205 Jr. F Baltimore, Md./Canisius College
Transfer from Canisius; team-high 11.3 ppg., 4.4 rpg., 30 mpg.

Miles Gibson 6-6 205 Gr. F Richmond, Va./MSU Denver
Transfer from MSU Denver; 13.1 ppg., 5.8 rpg.; first two seasons at Eastern Mich.

BY CLASS

Freshmen (1): Stewart
Sophomores (1): Solomon
Juniors (3): Balogun, Harried, McGriff
Seniors (4): Athuai, Falko, Petcash, White
Graduates (3): Akuwovo, Gibson, Hinckson

BY STATE OR COUNTRY

England (1): Balogun
Nigeria (1): Akuwovo
California (1): Solomon
Delaware (1): Stewart
Maryland (3): Falko, Harried, McGriff
New York (1): Hinckson
Pennsylvania (1): Petcash
South Sudan (1): Athuai
Texas (1): White
Virginia (1): Gibson

BY HEIGHT

6-0 (1): McGriff
6-1 (1): Stewart
6-3 (2): Falko, Solomon
6-4 (1): Petcash
6-5 (1): Harried
6-6 (2): Gibson, Hinckson
6-8 (1): White
6-9 (1): Akuwovo
6-10 (1): Balogun
6-11 (1): Athuai

PRONUNCIATION GUIDE

Ogheneyole Akuwovo: Oga-NAY-ola ah-koo-OH-voo
Ador Athuai: Uh-DOOR ah-TWHY
Tariq Balogun: tu-REEK BAL-oh-gun
Armon Harried: huh-REED
Masud Stewart: mah-SEWD

Head Coach Levell Sanders: la-VELL

SPOTTER'S CHART

0 JOHN MCGRIFF
Junior • G • 6-0 • 185
Glenn Dale, Md.

1 TARIQ BALOGUN
Junior • C • 6-10 • 240
London, England

2 ARMON HARRIED
Junior • F • 6-5 • 205
Baltimore, Md.



3 JACOB FALKO
Senior • G • 6-3 • 190
North East, Md.

4 MASUD STEWART
Freshman • G • 6-1 • 185
New Castle, Del.

10 MILES GIBSON
Graduate • F • 6-6 • 205
Richmond, Va.

11 DAN PETCASH
Senior • F • 6-4 • 205
Pittsburgh, Pa.

13 TAVEION WHITE
Senior • C • 6-8 • 220
Prosper, Texas



15 ADOR ATHUAI
Senior • C • 6-11 • 200
Twic, South Sudan

21 OGHENEYOLE AKUWOVO
Graduate • C • 6-9 • 220
Delta State, Nigeria

24 CHRISTIAN HINCKSON
Graduate • F • 6-6 • 210
Queens, N.Y.

30 MATT SOLOMON
Sophomore • G • 6-3 • 190
Newbury Park, Calif.

LEVELL SANDERS
Head Coach

BRIAN JOHNSON
Associate Head Coach

MARLON GUILD
Assistant Coach

PATRICK NORRIS
Assistant Coach

21 • OGHENEYOLE AKUWOVO

GRADUATE • CENTER • 6-9 • 220 • DELTA STATE, NIGERIA • RANNEY SCHOOL (N.J.) • HOWARD UNIVERSITY

On Akuwovo: Improved big who can run floor and finish ... Physical player in excellent shape ... vocal leader on floor ... good screener and rebounder.

Junior Season (2021-22): Played in 27 games with 17 starts ... Averaged 5.2 points and 3.8 rebounds in 15 minutes per game ... Shot 58% from field ... Had five double-digit games, led by 12 points against NCAA tournament team UConn on Nov. 20 ... Also scored 12 points (6-of-8 FG) at UMBC on March 1 ... Tallied 10 points in quarterfinal win at UNH on March 6 ... Pulled down season-high nine boards (with 10 pts.) against Marist on Dec. 8 ... Had seven games with two or more blocks ... Member of America East Commissioner's Honor Roll ... Member of Binghamton AD Honor Roll ... Received NABC "Honors Court" academic distinction.

Sophomore Season (2020-21): Played in 12 games with four starts ... Averaged 3.9 points and 2.8 rebounds in 12 minutes ... Shot 74% from field (20-of-27) ... Scored in double figures three times - each with 10 points ... Hit 5-of-5 shots for 10 points against Vermont on Jan. 9 ... Also notched 10 points against Youngstown State (Dec. 13) and Stony Brook (Dec. 20) ... Twice pulled down season-high six boards in same games as above ... Member of Fall and Spring AD Honor Roll for 3.5 GPA and higher.

R-Freshman Season (2019-20): Redshirted after transferring from Howard ... Named to AD Honor Roll for spring semester.

Before Binghamton: Played in all 34 games as freshman at Howard in 2018-19 ... Made 32 starts... Averaged 20 minutes a game and produced 4.6 points and team-best 5.3 rebounds... Scored season-high 12 points at Morgan State... Pulled down 14 rebounds against UMass... Ranked second on team in rebounding and blocks (25)... Shot 48% from floor and 67% from free throw line... Three-star recruit who played senior high school season at elite prep school Ranney (N.J.)... Averaged 11.3 points and 7.0 rebounds to help Ranney reach finals of non-public B Championship... Selected to third team all-state, all-conference and All-Shore all-star... Played junior season for legendary coach Bob Hurley at St. Anthony's (N.J.).

Personal: Guardian is Terry Dehere, former Seton Hall legend... Nickname is "Savior"... Majoring in human development.

Akuwovo Career Highs

POINTS:
12, 3x, last at UMBC (3-1-22)

FIELD GOALS:
6, at UMBC (3-1-22)

FREE THROWS:
4, 2x, last at UConn (11-20-21)

REBOUNDS:
14, at UMass (11-16-18)

STEALS:
4, at Southern Illinois (11-19-18)

ASSISTS:
3, at Albany (1-6-22)

BLOCKS:
3, 4x, last vs. UMBC (1-29-22)

MINUTES:
33, at Florida A&M (2-9-19)

Akuwovo Career Statistics

Year	G/GS	Min.	FG	FGA	Pct.	3FG	3FGA	Pct.	FT	FTA	Pct.	OReb	DReb.	Avg.	PF	Ast.	TO	Blk	Stl	Pts.	Avg.
2018-19*	34/32	669	60	125	.480	0	4	.000	38	57	.667	78	101	5.3	100	9	33	25	14	158	4.6
2020-21	12/4	148	20	27	.741	0	1	.000	7	18	.389	21	13	2.8	15	0	11	3	4	47	3.9
2021-22	27/17	404	59	101	.584	0	0	.000	23	46	.500	40	63	3.8	51	8	30	24	8	141	5.2
Totals	**73/53**	**1221**	**139**	**253**	**.549**	**0**	**5**	**.000**	**68**	**121**	**.562**	**139**	**177**	**4.3**	**166**	**17**	**74**	**52**	**26**	**346**	**4.7**

* at Howard University

Akuwovo America East Statistics

Year	G/GS	Min.	FG	FGA	Pct.	3FG	3FGA	Pct.	FT	FTA	Pct.	OReb	DReb.	Avg.	PF	Ast.	TO	Blk	Stl	Pts.	Avg.
2020-21	9/4	116	15	20	.750	0	0	.000	5	14	.357	18	7	2.8	10	0	8	2	4	35	3.9
2021-22	17/8	218	29	52	.558	0	0	.000	11	23	.478	19	33	3.1	27	5	20	13	4	69	4.1
Totals	**26/12**	**334**	**44**	**72**	**.611**	**0**	**0**	**.000**	**16**	**37**	**.432**	**37**	**40**	**3.0**	**37**	**5**	**28**	**15**	**8**	**104**	**4.0**

AKUWOVO JUNIOR SEASON (2021-22) GAME-BY-GAME STATISTICS

#21 AKUWOVO, Ogheneyole

				Total		3-Pointers		Free throws		Rebounds										
Opponent	Date	GS	MIN	FG-FGA	PCT	3FG-3FGA	PCT	FT-FTA	PCT	OFF	DEF	TOT	AVG	PF	A	TO	BLK	STL	PTS	AVG
Cornell	11/09/2021	*	17:49	2-2	1.000	0-0	.000	0-0	.000	3	5	8	8.0	4	1	2	0	0	4	4.0
at Sacred Heart	11/14/2021	*	18:39	3-6	.500	0-0	.000	1-1	1.000	2	5	7	7.5	3	0	0	1	1	7	5.5
at Columbia	11/17/2021	*	11:27	1-2	.500	0-0	.000	1-2	.500	1	3	4	6.3	0	0	1	2	0	3	4.7
at UConn	11/20/2021	*	23:48	4-7	.571	0-0	.000	4-6	.667	2	3	5	6.0	2	0	0	0	1	12	6.5
Hartwick	11/28/2021	*	08:49	5-8	.625	0-0	.000	1-2	.500	2	1	3	5.4	1	0	1	1	1	11	7.4
at Boston U.	12/04/2021		17:07	2-2	1.000	0-0	.000	0-0	.000	0	1	1	4.7	4	0	0	3	1	4	6.8
Marist	12/08/2021	*	27:29	4-9	.444	0-0	.000	2-7	.286	5	4	9	5.3	2	0	1	3	0	10	7.3
SUNY Oneonta	12/11/2021	*	15:15	3-5	.600	0-0	.000	1-2	.500	3	2	5	5.3	1	0	0	0	0	7	7.3
UMass Lowell	01/02/2022	*	09:55	0-3	.000	0-0	.000	0-0	.000	2	1	3	5.0	1	0	2	0	0	0	6.4
at Albany (NY)	01/06/2022	*	23:34	4-6	.667	0-0	.000	1-2	.500	0	2	2	4.7	4	3	2	1	1	9	6.7
NJIT	01/08/2022	*	12:20	2-4	.500	0-0	.000	1-2	.500	2	3	5	4.7	0	0	1	0	0	5	6.5
at Maine	01/16/2022	*	25:09	3-6	.500	0-0	.000	2-2	1.000	3	3	6	4.8	3	1	2	0	0	8	6.7
Stony Brook	01/19/2022	*	05:31	0-1	.000	0-0	.000	0-2	.000	1	1	2	4.6	3	0	0	0	0	0	6.2
at NJIT	01/22/2022		26:36	3-5	.600	0-0	.000	2-4	.500	1	7	8	4.9	2	0	1	0	0	8	6.3
Hartford	01/24/2022		05:03	1-1	1.000	0-0	.000	1-2	.500	1	0	1	4.6	0	0	1	0	1	3	6.1
at Hartford	01/26/2022		07:35	0-0	.000	0-0	.000	0-0	.000	0	1	1	4.4	1	0	2	0	0	0	5.7
UMBC	01/29/2022		05:40	0-0	.000	0-0	.000	1-2	.500	0	0	0	4.1	0	0	1	3	0	1	5.4
Maine	02/05/2022		03:41	1-1	1.000	0-0	.000	0-0	.000	0	1	1	3.9	1	0	0	1	0	2	5.2
at Vermont	02/09/2022		11:05	2-4	.500	0-0	.000	0-2	.000	3	2	5	4.0	0	0	1	1	0	4	5.2
New Hampshire	02/12/2022		11:12	1-1	1.000	0-0	.000	0-0	.000	1	0	1	3.9	3	0	2	0	0	2	5.0
Albany (NY)	02/16/2022		09:20	1-1	1.000	0-0	.000	0-0	.000	0	1	1	3.7	3	1	2	2	0	2	4.9
at UMass Lowell	02/19/2022		14:26	2-4	.500	0-0	.000	0-0	.000	2	5	7	3.9	0	0	1	2	1	4	4.8
Vermont	02/23/2022	*	20:12	1-3	.333	0-0	.000	1-3	.333	1	3	4	3.9	3	0	1	2	0	3	4.7
at New Hampshire	02/26/2022	*	14:35	2-4	.500	0-0	.000	2-2	1.000	0	2	2	3.8	1	0	0	0	1	6	4.8
at UMBC	03/01/2022	*	11:45	6-8	.750	0-0	.000	0-0	.000	2	1	3	3.8	2	0	1	1	0	12	5.1
at New Hampshire	03/06/2022	*	26:35	4-5	.800	0-0	.000	2-2	1.000	2	3	5	3.8	4	1	2	0	0	10	5.3
at Vermont	03/09/2022	*	19:29	2-3	.667	0-0	.000	0-1	.000	1	3	4	3.8	3	1	3	1	0	4	5.2
Totals		17	404:06	59-101	.584	0-0	.000	23-46	.500	40	63	103	3.8	51	8	30	24	8	141	5.2

Player Averages

Games Played	Minutes/ game	Points/ game	FG Pct	3FG Pct	FT Pct	Rebounds/ game	Assists/ game	Turnovers/ game	Assist/Turnover ratio	Steals/ game	Blocks/ game
27	15.0	5.2	58.4	0.0	50.0	3.8	0.3	1.1	0.3	0.3	0.9

AKUWOVO SOPHOMORE SEASON (2020-21) GAME-BY-GAME STATISTICS

#21 AKUWOVO, Ogheneyole

				Total		3-Pointers		Free throws		Rebounds										
Opponent	Date	GS	MIN	FG-FGA	PCT	3FG-3FGA	PCT	FT-FTA	PCT	OFF	DEF	TOT	AVG	PF	A	T/O	BLK	STL	PTS	AVG
Marist	12/05/2020		14:06	1-3	.333	0-1	.000	0-0	.000	1	2	3	3.0	2	0	3	0	0	2	2.0
at Marist	12/06/2020		00:17	0-0	.000	0-0	.000	0-0	.000	0	0	0	1.5	0	0	0	0	0	0	1.0
Youngstown St.	12/13/2020		17:14	4-4	1.000	0-0	.000	2-4	.500	2	4	6	3.0	3	0	0	1	0	10	4.0
Stony Brook	12/19/2020	*	14:22	3-4	.750	0-0	.000	0-0	.000	1	2	3	3.0	1	0	1	0	1	6	4.5
Stony Brook	12/20/2020	*	30:53	4-5	.800	0-0	.000	2-3	.667	4	2	6	3.6	4	0	2	1	1	10	5.6
at UMBC	12/27/2020		07:30	0-0	.000	0-0	.000	0-0	.000	0	0	0	3.0	1	0	1	0	0	0	4.7
at UMBC	12/28/2020		08:03	0-1	.000	0-0	.000	2-2	1.000	2	0	2	2.9	2	0	0	0	0	2	4.3
at Hartford	01/02/2021		02:51	0-0	.000	0-0	.000	0-0	.000	0	1	1	2.6	0	0	0	0	0	0	3.8
at Hartford	01/03/2021		06:08	1-2	.500	0-0	.000	0-0	.000	2	0	2	2.6	0	0	0	0	0	2	3.6
Vermont	01/09/2021	*	21:42	5-5	1.000	0-0	.000	0-3	.000	2	2	4	2.7	1	0	3	0	1	10	4.2
Vermont	01/10/2021	*	14:01	1-2	.500	0-0	.000	1-4	.250	2	0	2	2.6	1	0	0	1	0	3	4.1
UMass Lowell	01/16/2021		10:48	1-1	1.000	0-0	.000	0-2	.000	5	0	5	2.8	0	0	1	0	1	2	3.9
Totals		4	147:54	20-27	.741	0-1	.000	7-18	.389	21	13	34	2.8	15	0	11	3	4	47	3.9

Player Averages

Games Played	Minutes/ game	Points/ game	FG Pct	3FG Pct	FT Pct	Rebounds/ game	Assists/ game	Turnovers/ game	Assist/Turnover ratio	Steals/ game	Blocks/ game
12	12.3	3.9	74.1	0.0	38.9	2.8	0.0	0.9	0.0	0.3	0.3

15 • ADOR ATHUAI

SENIOR • CENTER • 6-11 • 200 • TWIC, SOUTH SUDAN • THE KNOX SCHOOL

On Athuai: Active, long center with 7-foot-5 wingspan... shot blocker who can finish around basket... energetic player.

Junior Season (2021-22): Played in five games ... Pulled down rebound against Hartwick on Nov. 28 ... Played three minutes in America East semifinal game at Vermont.

Sophomore Season (2020-21): Played in 10 games with one start ... Averaged 1.4 points and 1.2 rebounds in 5 minutes ... Scored season-high four points (2-for-3) against Stony Brook on Dec. 19 ... Pulled down three boards against Vermont on Jan. 10 ... made 5-of-6 shots on season and 4-of-6 free throws.

Freshman Season (2019-20): Played in 14 games and averaged 4.1 minutes ... Went 4-4 from the free throw line and scored a season high 6 points against Hartwick on Dec. 29 ... Played season-high nine minutes at No. 1 Michigan State on Nov. 10.

Before Binghamton: Two-year letterwinner at The Knox School on Long Island.

Athuai Career Highs

POINTS:

6, vs. Hartwick (12-29-19)

FIELD GOALS:

2, vs. Stony Brook (12-19-20)

FREE THROWS:

4, vs. Hartwick (12-29-19)

REBOUNDS:

4, 2x, last vs. Vermont (1-15-20)

STEALS:

-

ASSISTS:

1, vs. Vermont (1-15-20)

BLOCKS:

1, 4x, last at Maine (1-19-20)

MINUTES:

9, at No. 1 Mich. St. (11-10-19)

ATHUAI JUNIOR SEASON (2021-22) GAME-BY-GAME STATISTICS

#15 ATHUAI, Ador

				Total		3-Pointers		Free throws		Rebounds										
Opponent	Date	GS	MIN	FG-FGA	PCT	3FG-3FGA	PCT	FT-FTA	PCT	OFF	DEF	TOT	AVG	PF	A	TO	BLK	STL	PTS	AVG
Hartwick	11/28/2021		04:23	0-0	.000	0-0	.000	0-0	.000	0	1	1	1.0	0	0	0	0	0	0	0.0
SUNY Oneonta	12/11/2021		02:34	0-0	.000	0-0	.000	0-0	.000	0	0	0	0.5	1	0	0	0	0	0	0.0
UMBC	01/29/2022		00:10	0-0	.000	0-0	.000	0-0	.000	0	0	0	0.3	0	0	0	0	0	0	0.0
at UMass Lowell	02/19/2022		00:55	0-0	.000	0-0	.000	0-0	.000	0	0	0	0.3	0	0	0	0	0	0	0.0
at Vermont	03/09/2022		02:43	0-0	.000	0-0	.000	0-0	.000	0	0	0	0.2	0	0	0	0	0	0	0.0
Totals		**0**	**10:45**	**0-0**	**.000**	**0-0**	**.000**	**0-0**	**.000**	**0**	**1**	**1**	**0.2**	**1**	**0**	**0**	**0**	**0**	**0**	**0.0**

Player Averages

Games Played	Minutes/ game	Points/ game	FG Pct	3FG Pct	FT Pct	Rebounds/ game	Assists/ game	Turnovers/ game	Assist/Turnover ratio	Steals/ game	Blocks/ game
5	2.1	0.0	0.0	0.0	0.0	0.2	0.0	0.0	0.0	0.0	0.0

ATHUAI SOPHOMORE SEASON (2020-21) GAME-BY-GAME STATISTICS

#15 ATHUAI, Ador

				Total		3-Pointers		Free throws		Rebounds										
Opponent	Date	GS	MIN	FG-FGA	PCT	3FG-3FGA	PCT	FT-FTA	PCT	OFF	DEF	TOT	AVG	PF	A	T/O	BLK	STL	PTS	AVG
Marist	12/05/2020		01:37	1-1	1.000	0-0	.000	1-1	1.000	0	0	0	0.0	1	0	0	0	0	3	3.0
Stony Brook	12/19/2020		06:33	2-3	.667	0-0	.000	0-0	.000	0	2	2	1.0	0	0	0	0	0	4	3.5
Stony Brook	12/20/2020		03:28	0-0	.000	0-0	.000	0-0	.000	0	1	1	1.0	1	0	0	0	0	0	2.3
at Hartford	01/02/2021		03:50	1-1	1.000	0-0	.000	0-1	.000	0	1	1	1.0	0	0	0	0	0	2	2.3
Vermont	01/09/2021		02:47	0-0	.000	0-0	.000	0-0	.000	0	1	1	1.0	1	0	0	0	0	0	1.8
Vermont	01/10/2021		10:28	1-1	1.000	0-0	.000	0-0	.000	3	0	3	1.3	2	0	0	0	0	2	1.8
UMass Lowell	01/16/2021	*	06:16	0-0	.000	0-0	.000	0-0	.000	0	1	1	1.3	3	0	0	1	0	0	1.6
UMass Lowell	01/17/2021		03:30	0-0	.000	0-0	.000	1-2	.500	1	0	1	1.3	0	0	1	0	0	1	1.5
New Hampshire	01/30/2021		06:03	0-0	.000	0-0	.000	2-2	1.000	0	2	2	1.3	1	0	0	0	0	2	1.6
at NJIT	02/20/2021		02:27	0-0	.000	0-0	.000	0-0	.000	0	0	0	1.2	2	0	2	0	0	0	1.4
Totals		**1**	**46:59**	**5-6**	**.833**	**0-0**	**.000**	**4-6**	**.667**	**4**	**8**	**12**	**1.2**	**11**	**0**	**3**	**1**	**0**	**14**	**1.4**

Player Averages

Games Played	Minutes/ game	Points/ game	FG Pct	3FG Pct	FT Pct	Rebounds/ game	Assists/ game	Turnovers/ game	Assist/Turnover ratio	Steals/ game	Blocks/ game
10	4.7	1.4	83.3	0.0	66.7	1.2	0.8	0.9	0.0	0.8	0.1

ATHUAI FRESHMAN SEASON (2019-20) GAME-BY-GAME STATISTICS

#15 ATHUAI, Ador

				Total		3-Pointers		Free throws		Rebounds										
Opponent	**Date**	**GS**	**MIN**	**FG-FGA**	**PCT**	**3FG-3FGA**	**PCT**	**FT-FTA**	**PCT**	**OFF**	**DEF**	**TOT**	**AVG**	**PF**	**A**	**T/O**	**BLK**	**STL**	**PTS**	**AVG**
at Cornell	11/05/2019		03:17	0-0	.000	0-0	.000	0-0	.000	0	2	2	2.0	0	0	0	0	0	0	0.0
at Michigan St.	11/10/2019		08:35	0-2	.000	0-0	.000	1-2	.500	0	0	0	1.0	0	0	2	0	0	1	0.5
SUNY Oneonta	11/26/2019		05:43	1-2	.500	0-0	.000	2-2	1.000	0	0	0	0.7	1	0	0	0	0	4	1.7
Boston U.	12/07/2019		02:42	0-0	.000	0-0	.000	0-0	.000	0	0	0	0.5	0	0	0	1	0	0	1.3
at Youngstown St.	12/18/2019		01:27	0-0	.000	0-0	.000	0-0	.000	0	0	0	0.4	0	0	0	0	0	0	1.0
at Pittsburgh	12/20/2019		01:25	0-0	.000	0-0	.000	0-0	.000	0	0	0	0.3	0	0	1	0	0	0	0.8
Hartwick	12/29/2019		07:02	1-1	1.000	0-0	.000	4-4	1.000	2	2	4	0.9	3	0	1	1	0	6	1.6
at UMass Lowell	01/11/2020		02:21	0-0	.000	0-0	.000	0-0	.000	0	0	0	0.8	0	0	0	0	0	0	1.4
Vermont	01/15/2020		06:49	0-1	.000	0-0	.000	0-0	.000	1	3	4	1.1	0	1	0	1	0	0	1.2
at Maine	01/19/2020		03:49	0-1	.000	0-0	.000	0-0	.000	0	1	1	1.1	0	0	0	1	0	0	1.1
at Stony Brook	01/22/2020		02:51	1-1	1.000	0-0	.000	0-0	.000	0	0	0	1.0	0	0	1	0	0	2	1.2
New Hampshire	01/25/2020		03:28	0-0	.000	0-0	.000	0-0	.000	1	0	1	1.0	0	0	1	0	0	0	1.1
at Vermont	02/15/2020		04:43	0-0	.000	0-0	.000	0-2	.000	0	2	2	1.1	0	0	0	0	0	0	1.0
at New Hampshire	02/29/2020		03:45	0-0	.000	0-0	.000	1-2	.500	1	1	2	1.1	0	0	0	0	0	1	1.0
Totals		**0**	**57:57**	**3-8**	**.375**	**0-0**	**.000**	**8-12**	**.667**	**5**	**11**	**16**	**1.1**	**4**	**1**	**6**	**4**	**0**	**14**	**1.0**

Player Averages

Games Played	Minutes/ game	Points/ game	FG Pct	3FG Pct	FT Pct	Rebounds/ game	Assists/ game	Turnovers/ game	Assist/Turnover ratio	Steals/ game	Blocks/ game
14	4.1	1.0	37.5	0.0	66.7	1.1	0.1	0.4	0.2	0.0	0.3

Athuai Career Statistics

Year	G/GS	Min.	FG	FGA	Pct.	3FG	3FGA	Pct.	FT	FTA	Pct.	OReb	DReb.	Avg.	PF	Ast.	TO	Blk	Stl	Pts.	Avg.
2019-20	14/0	58	3	8	.375	0	0	.000	8	12	.667	5	11	1.1	4	1	6	4	0	14	1.0
2020-21	10/1	47	5	6	.833	0	0	.000	4	6	.667	4	8	1.2	11	0	3	1	0	14	1.4
2021-22	5/0	11	0	0	.000	0	0	.000	0	0	.000	0	1	0.2	1	0	0	0	0	0	0.0
Totals	**29/1**	**116**	**8**	**14**	**.571**	**0**	**0**	**.000**	**12**	**18**	**.667**	**9**	**20**	**1.0**	**16**	**1**	**9**	**5**	**0**	**28**	**1.0**

Athuai America East Statistics

Year	G/GS	Min.	FG	FGA	Pct.	3FG	3FGA	Pct.	FT	FTA	Pct.	OReb	DReb.	Avg.	PF	Ast.	TO	Blk	Stl	Pts.	Avg.
2019-20	7/0	28	1	3	.333	0	0	.000	1	4	.250	3	7	1.4	0	1	2	2	0	3	0.4
2020-21	9/1	45	4	5	.800	0	0	.000	3	5	.600	4	8	1.3	10	0	3	1	0	11	1.2
2021-22	2/0	1	0	0	.000	0	0	.000	0	0	.000	0	0	0.0	0	0	0	0	0	0	0.0
Totals	**18/1**	**74**	**5**	**8**	**.625**	**0**	**0**	**.000**	**4**	**9**	**.444**	**7**	**15**	**1.4**	**10**	**1**	**5**	**3**	**0**	**14**	**0.8**

1 • TARIQ BALOGUN

JUNIOR • CENTER • 6-10 • 240 • LONDON, ENGLAND • EASTERN KENTUCKY

On Balugun: Talented big man who will play key role inside ... Can score with either hand ... Shot blocker ... Explosive athlete.

Before Binghamton: Transfer from Eastern Kentucky University ... Played 74 games over three seasons with Atlantic Sun Conference member Colonels ... Averaged 4.0 points, 2.0 rebounds and led the team with 30 blocks last winter ... Shot 58 percent from the floor and scored in double figures four times, highlighted by a 16-point game against Lipscomb on Jan. 18 Also notched 10 points and seven boards against Florida Gulf Coast and blocked seven shots against Ohio Valley on Nov. 11 Career 62 percent shooter from floor.

In High School: Played scholastically at Miller School of Albemarle, a prep school located in Charlottesville, Virginia ... First team all-state in 2018-19 ... Two-time all-conference selection who led Miller to Division II state title in 2017-18 ... Miller School went 50-12 in Balogun's two seasons with the program ... Averaged 14.0 points and 7.0 rebounds, shot 61 percent from the field and 48 percent from three-point range in prep career.

Personal: Parents are Kabir and Rashidah Balogun ... Majoring in human development.

Balogun Career Highs

POINTS:
16, vs. Lipscomb (1-18-22)

FIELD GOALS:
6, vs. Lipscomb (1-18-22)

FREE THROWS:
4, at Milwaukee (11-13-21)

REBOUNDS:
8, at Belmont (2-11-21)

STEALS:
1, 4x, last at Jacksonville (2-9-22)

ASSISTS:
1, 6x, last at Jacksonville (2-9-22)

BLOCKS:
7, vs. Ohio Valley (11-11-21)

MINUTES:
28, vs. Ohio Valley (11-11-21)

Balogun Career Statistics

Year	G/GS	Min.	FG	FGA	Pct.	3FG	3FGA	Pct.	FT	FTA	Pct.	OReb	DReb.	Avg.	PF	Ast.	TO	Blk	Stl	Pts.	Avg.
2019-20	24/0	185	19	30	.633	0	0	.000	16	25	.640	16	16	1.3	25	0	4	3	2	54	2.3*
2020-21	28/1	315	32	48	.667	0	0	.000	33	50	.660	20	53	2.6	50	1	19	34	1	97	3.5*
2021-22	22/10	315	33	57	.579	0	1	.000	22	40	.550	15	30	2.0	36	6	15	30	4	88	4.0*
Totals	**74/11**	**815**	**84**	**135**	**.622**	**0**	**1**	**.000**	**71**	**115**	**.617**	**51**	**99**	**2.0**	**111**	**7**	**38**	**67**	**7**	**239**	**3.2***

* played at Eastern Kentucky

3 • JACOB FALKO

SENIOR • GUARD • 6-3 • 190 • NORTH EAST, MD. • TRI-STATE CHRISTIAN • GARDNER-WEBB



On Falko: Reigning first team all-conference player ... can be scorer or facilitator ... Explosive guard.

Junior Season (2021-22): Played in 27 games with 24 starts ... First team all-conference selection - program's first 1st team pick in 12 years ... Played an average of 31 minutes - most on team ... Averaged team-high 12.9 points on 46% shooting ... Led team in scoring and assists (3.1) and was second in rebounds (4.0) and steals (28) ... Bumped up scoring to 15.4 ppg. in conference play on 49% shooting ... Was third in America East in assists (3.8) in league play ... Shot 79% from free throw line ... Had six 20+ point games - more than any other player in the conference ... Signature game was a 29-point, 5-assist, 3-steal performance in 77-61 road win over Stony Brook on Feb. 2 ... Also netted 22 points to lift BU to a come-from-behind 74-64 win over Hartford on Jan. 24 ... Returned early from injury to score 21 points and key quarterfinal upset over UNH on March 6

Before Binghamton: Played first two years at Cecil College (Md.) and last season at Gardner-Webb (S.C.) ... At Big South member Gardner-Webb, averaged 9.8 points on 41% shooting ... Had 11 double-digit scoring games, including a season-high 22 points at Hampton Univ. on Dec. 31 ... Went for 20 points (11-for-12 FT) at Winthrop on Jan. 10 ... Scored 18 or more points six times

In conference play bumped averages to 10.4 points and 4.9 rebounds (2nd on team) ... Shot 44% from field and 80% from line in Big South play ... Ranked seventh in Big South in steals (1.4/game) and 22nd in minutes (29.0/game) ... Collected 1,143 points in two seasons at Cecil, playing in the the Maryland Junior College Athletic Conference ... Was named Conference Offensive Player of Year during the 2019-20 season when he averaged 23.7 ppg. ... Other accolades included All-Maryland JUCO First Team and All-Region XX Division II First Team selections ... Averaged 18.1 points, 4.4 rebounds and 3.7 assists in 63 career games at Cecil.

In High School: Played scholastically at Tri-State Christian Academy (Md.) ... Scored more than 2,000 career points ... Named Cecil County Player of the Year as junior and senior.

Personal: Parents are Gennadiy and Wendy Falko ... Has seven brothers and sisters ... majoring in geography urban and regional planning.

Falko Career Highs

POINTS:
29, at Stony Brook (2-2-22)

FIELD GOALS:
11, at Stony Brook (2-2-22)

THREE-POINTERS:
4, at New Hampshire (3-6-22)

FREE THROWS:
9, vs. UMass Lowell (1-2-22)

REBOUNDS:
5, 4x, last vs. UMass Lowell (1-2-22)

STEALS:
3, 2x, last at Stony Brook (2-2-22)

ASSISTS:
8, at Albany (1-6-22)

BLOCKS:
1, at Sacred Heart (11-14-21)

MINUTES:
40, at Maine (1-16-22)

Falko Career Statistics

Year	G/GS	Min.	FG	FGA	Pct.	3FG	3FGA	Pct.	FT	FTA	Pct.	OReb	DReb.	Avg.	PF	Ast.	TO	Blk	Stl	Pts.	Avg.
2020-21	26/26	754	91	222	.410	26	87	.299	47	59	.797	24	103	4.9	52	49	36	4	36	255	9.8*
2021-22	27/24	825	140	306	.458	24	82	.293	45	57	.789	13	94	4.0	51	85	61	6	28	349	12.9
Totals	**53/50**	**1579**	**231**	**528**	**.438**	**50**	**169**	**.296**	**92**	**116**	**.793**	**37**	**197**	**4.4**	**103**	**134**	**97**	**10**	**64**	**604**	**11.4**

Falko America East Statistics

Year	G/GS	Min.	FG	FGA	Pct.	3FG	3FGA	Pct.	FT	FTA	Pct.	OReb	DReb.	Avg.	PF	Ast.	TO	Blk	Stl	Pts.	Avg.
2021-22	16/16	511	99	202	.490	15	49	.306	33	40	.825	6	55	3.8	31	61	34	3	19	246	15.4

FALKO JUNIOR SEASON (2021-22) GAME-BY-GAME STATISTICS

#3 FALKO, Jacob

				Total		3-Pointers		Free throws		Rebounds										
Opponent	Date	GS	MIN	FG-FGA	PCT	3FG-3FGA	PCT	FT-FTA	PCT	OFF	DEF	TOT	AVG	PF	A	TO	BLK	STL	PTS	AVG
Cornell	11/09/2021	*	39:08	6-13	.462	0-4	.000	1-2	.500	1	2	3	3.0	2	0	8	0	0	13	13.0
at Sacred Heart	11/14/2021	*	39:12	3-8	.375	2-5	.400	0-0	.000	1	4	5	4.0	2	2	2	1	1	8	10.5
at Columbia	11/17/2021	*	29:05	1-8	.125	0-2	.000	4-4	1.000	0	5	5	4.3	4	5	2	0	2	6	9.0
at UConn	11/20/2021	*	27:57	2-9	.222	0-2	.000	0-0	.000	1	3	4	4.3	1	2	2	0	1	4	7.8
Hartwick	11/28/2021	*	14:30	3-4	.750	1-2	.500	2-2	1.000	2	3	5	4.4	0	4	0	0	0	9	8.0
at Saint Joseph's	12/01/2021	*	24:59	1-9	.111	0-1	.000	0-1	.000	0	2	2	4.0	1	1	3	0	3	2	7.0
at Boston U.	12/04/2021		24:40	3-8	.375	0-1	.000	0-0	.000	0	3	3	3.9	1	2	1	0	0	6	6.9
Marist	12/08/2021		22:29	3-8	.375	0-1	.000	0-0	.000	2	3	5	4.0	0	0	1	0	0	6	6.8
SUNY Oneonta	12/11/2021		27:17	7-10	.700	1-3	.333	0-0	.000	0	7	7	4.3	4	1	3	1	0	15	7.7
UMass Lowell	01/02/2022	*	32:15	5-11	.455	1-2	.500	9-10	.900	0	5	5	4.4	3	5	3	0	1	20	8.9
at Albany (NY)	01/06/2022	*	37:58	10-13	.769	3-5	.600	5-6	.833	0	4	4	4.4	2	8	0	0	1	28	10.6
NJIT	01/08/2022	*	32:16	5-10	.500	1-3	.333	0-0	.000	1	1	2	4.2	0	2	2	0	1	11	10.7
at Maine	01/16/2022	*	40:00	10-15	.667	1-3	.333	1-2	.500	0	5	5	4.2	3	2	2	0	2	22	11.5
Stony Brook	01/19/2022	*	32:47	6-12	.500	0-2	.000	1-1	1.000	0	2	2	4.1	4	5	1	0	0	13	11.6
at NJIT	01/22/2022	*	32:10	9-15	.600	0-3	.000	2-2	1.000	0	6	6	4.2	2	4	1	1	3	20	12.2
Hartford	01/24/2022	*	37:33	9-20	.450	2-7	.286	2-2	1.000	0	6	6	4.3	2	5	2	1	0	22	12.8
at Hartford	01/26/2022	*	33:25	1-7	.143	1-2	.500	1-2	.500	0	3	3	4.2	2	6	3	0	0	4	12.3
UMBC	01/29/2022	*	34:41	6-12	.500	1-2	.500	3-4	.750	0	8	8	4.4	2	4	3	0	1	16	12.5
at Stony Brook	02/02/2022	*	34:47	11-20	.550	2-5	.400	5-6	.833	2	1	3	4.4	1	5	4	0	3	29	13.4
Maine	02/05/2022	*	37:49	7-17	.412	1-5	.200	3-4	.750	2	5	7	4.5	1	3	1	0	1	18	13.6
at Vermont	02/09/2022	*	26:55	6-16	.375	1-3	.333	1-1	1.000	0	1	1	4.3	3	3	2	1	3	14	13.6
New Hampshire	02/12/2022	*	26:30	6-11	.545	1-3	.333	0-0	.000	0	1	1	4.2	4	0	2	0	1	13	13.6
Albany (NY)	02/16/2022	*	37:58	3-13	.231	0-3	.000	0-0	.000	1	4	5	4.2	1	5	4	0	1	6	13.3
at UMass Lowell	02/19/2022	*	26:17	5-8	.625	0-0	.000	0-0	.000	0	2	2	4.1	1	2	2	0	0	10	13.1
Vermont	02/23/2022	*	07:33	0-2	.000	0-1	.000	0-0	.000	0	1	1	4.0	0	2	2	0	1	0	12.6
at New Hampshire	03/06/2022	*	32:48	8-17	.471	4-9	.444	1-2	.500	0	2	2	3.9	3	5	4	0	1	21	12.9
at Vermont	03/09/2022	*	32:06	4-10	.400	1-3	.333	4-6	.667	0	5	5	4.0	2	2	1	1	1	13	12.9
Totals		24	825:04	140-306	.458	24-82	.293	45-57	.789	13	94	107	4.0	51	85	61	6	28	349	12.9

Player Averages

Games Played	Minutes/ game	Points/ game	FG Pct	3FG Pct	FT Pct	Rebounds/ game	Assists/ game	Turnovers/ game	Assist/Turnover ratio	Steals/ game	Blocks/ game
27	30.6	12.9	45.8	29.3	78.9	4.0	3.1	2.3	1.4	1.0	0.2

10 • MILES GIBSON

GRADUATE • FORWARD • 6-6 • 205 • RICHMOND, VA. • MSU DENVER

On Gibson: Newcomer with much talent and upside ... Versatile player who can line up at all five positions on floor ... Physical and smart player ... Four years of college experience and expected to play pivotal role.

Before Binghamton: Transfer from Metropolitan State University of Denver (MSU Denver) ... Played in 29 games with 22 starts last winter ... Averaged 13.1 points and 5.8 rebounds for Roadrunners team that won 17 games ... Shot 42 percent from floor and 81 percent from free throw line ... Tallied season-high 24 points against South Dakota Mines on Dec. 18 ... Spent first two seasons at Eastern Michigan, playing in 16 games with six starts in 2020-21 ... Averaged 6.7 points, 4.4 rebounds, and 20.9 minutes of action ... Tallied six double-digit scoring performances and three double-doubles ... Led Eagles in rebounding three times ... Had first career double-double with 13 points and 13 rebounds against Adrian (Mich.) on Dec. 9 ... Played first two collegiate seasons at Northwest Tech College (Kan.) ... Averaged 15.6 points and 7.9 rebounds in two seasons, including 19.2 scoring average as a sophomore ... All-Kansas Jayhawk Community College Conference first team selection ... Career highs of 30 points (twice) and 17 rebounds and two-year totals of 980 points and 498 rebounds.

In High School: Averaged 16.4 points and 8.2 rebounds as a senior at Millwood High School ... Played in 804 All-Star Game.

Personal: Parents are Michael and Stephanie Gibson ... Has brother, Michael ... Majoring in local government management.

Gibson Career Highs

POINTS:
24, vs. South Dakota Mines (12-18-21)

FIELD GOALS:
11, vs. Maine-Fort Kent (11-23-21)

FREE THROWS:
8, vs. San Francisco State (11-20-21)

THREE-POINTERS:
2, at UC-Colo. Springs (1-21-22)

REBOUNDS:
14, vs. South Dakota Mines (12-18-21)

STEALS:
3, at Colorado Mesa (1-14-22)

ASSISTS:
3, at Colorado Mesa (1-14-22)

BLOCKS:
3, vs. Colo. Christian (2-8-22)

MINUTES:
36, at Colorado Mesa (1-14-22)

Gibson Career Statistics

Year	G/GS	Min.	FG	FGA	Pct.	3FG	3FGA	Pct.	FT	FTA	Pct.	OReb	DReb.	Avg.	PF	Ast.	TO	Blk	Stl	Pts.	Avg.
2020-21	16/6	334	41	110	.373	4	15	.267	21	23	.913	23	48	4.4	23	7	26	3	10	107	6.7*
2021-22	29/22	766	147	349	.421	17	51	.333	68	84	.810	37	130	5.8	57	23	45	21	23	379	13.1+
Totals	**45/28**	**1100**	**188**	**459**	**.410**	**21**	**66**	**.318**	**89**	**107**	**.832**	**60**	**178**	**5.3**	**80**	**30**	**71**	**24**	**33**	**486**	**10.8**

* played at Eastern Michigan
+ played at MSU Denver

2 • ARMON HARRIED

JUNIOR • FORWARD • 6-5 • 205 • BALTIMORE, MD. • CANISIUS

On Harried: Newcomer and ultra-competitive individual ... Athletic, physical wing player ... Strong and versatile ... one of best communicators on team.

Before Binghamton: Transfer from Canisius College ... Averaged 11.2 points and 4.5 rebounds for the Griffs last season ... Started all 32 games and averaged 30 minutes a game ... Compiled 663 points in 2+ seasons at Canisius ... Netted a career-high 22 points three different times and pulled down a career-high 14 boards in a game at Quinnipiac ... Two-time selection to MAAC All-Academic Team.

In High School: Former All-Baltimore Metro First Team selection ... Led his Lake Clifton team to back-to-back Maryland Class 1A state crowns ... Averaged 24.0 points, 8.0 rebounds and 3.0 assists as senior ... His 35 points in the 2019 state title game are the most championship-game points of any player in Maryland since 2008 ... Averaged 29.4 points in state playoffs ... Was valedictorian of his class at Lake Clifton.

Personal: Nickname is "Nuke" from childhood ... Parents are Herman Harried and Delora Walker ... Father Herman "Tree" Harried helped lead Syracuse to four NCAA tournaments and a national title game appearance in 1987 ... Father was his coach at Lake Clifton ... Mother played basketball at Coppin State ... Majoring in human development.

Harried Career Highs

POINTS:
22, 3x, last at Monmouth (1-28-22)

FIELD GOALS:
9, vs. Buffalo (12-18-21)

FREE THROWS:
7, 2x, last at Monmouth (1-28-22)

THREE-POINTERS:
4, at East Carolina (11-12-21)

REBOUNDS:
14, at Quinnipiac (2-27-22)

STEALS:
3, 3x, last vs. Siena (3-5-22)

ASSISTS:
5, vs. Fredonia (11-22-21)

BLOCKS:
3, vs. Fairfield (3-8-22)

MINUTES:
43, vs. Florida Gulf Coast (12-22-21)

Harried Career Statistics

Year	G/GS	Min.	FG	FGA	Pct.	3FG	3FGA	Pct.	FT	FTA	Pct.	OReb	DReb.	Avg.	PF	Ast.	TO	Blk	Stl	Pts.	Avg.
2019-20	32/31	736	78	235	.332	26	109	.239	29	51	.569	22	81	3.2	77	26	41	4	34	211	6.6*
2020-21	13/11	291	30	86	.349	10	34	.294	25	39	.641	16	34	3.8	27	5	10	8	9	95	7.3*
2021-22	32/32	954	125	360	.347	32	115	.278	75	123	.610	37	106	4.5	77	49	46	20	32	357	11.2*
Totals	**77/74**	**1981**	**233**	**681**	**.342**	**68**	**258**	**.264**	**129**	**213**	**.606**	**75**	**221**	**3.8**	**181**	**80**	**97**	**32**	**75**	**663**	**8.6***

* played at Canisius

24 • CHRISTIAN HINCKSON

GRADUATE • FORWARD • 6-7 • 210 • QUEENS, N.Y. • JOHN BOWNE • MANHATTAN COLLEGE

On Hinckson: Versatile, veteran wing player ... Strong defender and rebounder ... Can neutralize anyone on floor ... Shoots at a high percentage.

Junior Season (2021-22): Played in all 29 games with 22 starts ... Selected to America East All-Defensive Team ... Averaged 7.9 points and team-high 6.6 rebounds ... Shot 44% from field, 41% from 3-point range and 76% from line ... Produced team-high four double-doubles ... Also led BU in blocks (28) and steals (29) ... Bumped up numbers in conference play to 10.1 points, 7.6 rebounds (2nd in AE) and 1.1 blocks (4th in AE) ... Had double-digit points 10 times, including three of last five games ... Second on team with 30 3-pointers ... Scored 20 points with nine rebounds in comeback win over Hartford on Jan. 24 ... Scored 15 points three times - all on road ... Tallied 15 points and career-high 14 rebounds at UNH on Feb. 26 ... Had two or more blocks six times ... Collected 15 points, 10 rebounds and four steals in road win at NJIT on Jan. 22.

Sophomore Season (2020-21): Played in 14 games with three starts ... Averaged 3.1 points and 3.4 rebounds in 14 minutes per game ... Shot 39% from field and 58% from line ... Scored season-high eight points in first appearance as Bearcat vs. Stony Brook on Dec. 19 ... Started first three games of season and averaged 5.3 points in that role ... Made 3-of-6 shots for seven points in win at NJIT on Feb. 20 ... Pulled down five or more rebounds in four games, including season-high nine vs. Stony Brook on Dec. 19 ... Recorded three steals at NJIT on Feb. 20.

Before Binghamton: Played in all 31 games with 25 starts for Manhattan College in 2019-20 ... Averaged 7.2 points, 5.5 rebounds, 2.4 assists and 1.5 steals ... Played more than 29 minutes per game for Jaspers team that won 13 games, including one in postseason ... Ranked fourth in MAAC in steals and 12th in rebounding ... Shot 46% from 3-point range (25-of-55) ... Scored in double figures eight times, including season-high 14 points twice - against Siena on Jan. 12 and at Rider on March 4 ... Twice grabbed career-high 10 rebounds - in road win over Fordham on Dec. 7 and at Saint Peter's on Jan. 31 ... Led Jaspers to postseason win with 10 points and nine boards in MAAC tourney win over Fairfield on March 10 ... Nearly recorded triple-double with nine points, career-high nine assists and eight rebounds in win over Quinnipiac on Jan. 16 ... Played in all 32 games with 17 starts as freshman in 2018-19 ...

Hinckson Career Highs

POINTS:

16, vs. Fairfield (3-10-19)

FIELD GOALS:

5, 2x, last at Rider (3-4-20)

3-POINTERS:

4, at Monmouth (3-1-20)

FREE THROWS:

5, vs. Fairfield (3-7-19)

REBOUNDS:

10, 2x, last vs. St. Peter's (1-31-20)

STEALS:

5, vs. Canisius (3-8-19)

ASSISTS:

9, vs. Quinnipiac (1-16-20)

BLOCKS:

2, 3x, last vs. Stony Brook (12-20-20)

MINUTES:

37, at Fordham (12-7-19)

HINCKSON JUNIOR SEASON (2021-22) GAME-BY-GAME STATISTICS

#24 HINCKSON, Christian

				Total		3-Pointers		Free throws		Rebounds											
Opponent	Date	GS	MIN	FG-FGA	PCT	3FG-3FGA	PCT	FT-FTA	PCT	OFF	DEF	TOT	AVG	PF	A	TO	BLK	STL	PTS	AVG
Cornell	11/09/2021		20:53	1-6	.167	1-5	.200	0-0	.000	0	4	4	4.0	2	0	1	0	0	3	3.0
at Sacred Heart	11/14/2021		18:59	1-1	1.000	1-1	1.000	0-0	.000	0	2	2	3.0	4	0	1	0	1	3	3.0
at Columbia	11/17/2021		25:27	0-2	.000	0-0	.000	0-0	.000	2	4	6	4.0	2	0	2	1	1	0	2.0
at UConn	11/20/2021		07:59	0-1	.000	0-0	.000	0-0	.000	0	1	1	3.3	0	0	0	0	0	0	1.5
Hartwick	11/28/2021		21:30	1-3	.333	0-2	.000	0-1	.000	1	5	6	3.8	1	3	0	0	2	2	1.6
at Saint Joseph's	12/01/2021		18:09	2-2	1.000	1-1	1.000	0-2	.000	0	2	2	3.5	4	0	1	1	0	5	2.2
at Boston U.	12/04/2021		21:39	0-2	.000	0-1	.000	3-4	.750	1	2	3	3.4	2	2	1	1	1	3	2.3
Marist	12/08/2021	*	29:11	3-8	.375	2-4	.500	2-2	1.000	3	6	9	4.1	1	0	2	1	1	10	3.3
SUNY Oneonta	12/11/2021	*	19:40	2-5	.400	1-3	.333	0-0	.000	2	5	7	4.4	2	1	2	1	2	5	3.4
UMass Lowell	01/02/2022	*	38:45	3-7	.429	1-1	1.000	4-4	1.000	2	10	12	5.2	3	0	4	1	1	11	4.2
at Albany (NY)	01/06/2022	*	25:40	4-6	.667	3-4	.750	1-2	.500	1	6	7	5.4	5	1	2	2	0	12	4.9
NJIT	01/08/2022	*	31:53	3-5	.600	1-2	.500	2-2	1.000	1	7	8	5.6	5	0	3	2	1	9	5.3
at Maine	01/16/2022	*	34:42	3-7	.429	1-3	.333	2-3	.667	2	5	7	5.7	3	2	3	3	1	9	5.5
Stony Brook	01/19/2022	*	37:51	5-8	.625	0-3	.000	4-6	.667	3	8	11	6.1	2	1	3	0	0	14	6.1
at NJIT	01/22/2022	*	37:34	6-7	.857	3-4	.750	0-0	.000	2	8	10	6.3	2	0	2	2	4	15	6.7
Hartford	01/24/2022	*	34:35	7-13	.538	3-4	.750	3-3	1.000	2	7	9	6.5	1	0	1	1	0	20	7.6
at Hartford	01/26/2022	*	17:24	0-3	.000	0-1	.000	2-2	1.000	0	3	3	6.3	3	0	1	1	0	2	7.2
UMBC	01/29/2022	*	30:18	5-8	.625	3-4	.750	0-0	.000	0	4	4	6.2	5	1	1	1	1	13	7.6
at Stony Brook	02/02/2022	*	22:57	3-5	.600	0-1	.000	3-5	.600	3	6	9	6.3	4	2	1	1	1	9	7.6
Maine	02/05/2022	*	20:57	0-3	.000	0-1	.000	0-0	.000	1	4	5	6.3	3	3	3	0	0	0	7.3
at Vermont	02/09/2022	*	29:55	3-7	.429	1-3	.333	0-0	.000	0	4	4	6.1	1	2	0	0	0	7	7.2
New Hampshire	02/12/2022	*	30:04	1-6	.167	0-3	.000	3-4	.750	0	8	8	6.2	1	1	1	1	0	5	7.1
Albany (NY)	02/16/2022	*	30:31	2-4	.500	0-1	.000	2-2	1.000	1	5	6	6.2	1	3	2	0	2	6	7.1
at UMass Lowell	02/19/2022	*	32:14	3-7	.429	1-3	.333	1-1	1.000	0	4	4	6.1	1	4	1	1	2	8	7.1
Vermont	02/23/2022	*	33:01	3-7	.429	1-1	1.000	4-4	1.000	2	4	6	6.1	2	2	1	3	3	11	7.3
at New Hampshire	02/26/2022	*	37:53	5-13	.385	1-6	.167	4-5	.800	3	11	14	6.4	3	1	3	1	2	15	7.6
at UMBC	03/01/2022	*	36:38	5-14	.357	2-6	.333	3-4	.750	2	7	9	6.5	5	2	2	0	2	15	7.9
at New Hampshire	03/06/2022	*	29:06	3-6	.500	2-2	1.000	1-2	.500	0	12	12	6.7	5	0	2	2	0	9	7.9
at Vermont	03/09/2022	*	28:35	3-9	.333	1-3	.333	0-0	.000	2	2	4	6.6	5	0	2	1	1	7	7.9
Totals		22	803:59	77-175	.440	30-73	.411	44-58	.759	36	156	192	6.6	78	31	48	28	29	228	7.9

Player Averages

Games Played	Minutes/ game	Points/ game	FG Pct	3FG Pct	FT Pct	Rebounds/ game	Assists/ game	Turnovers/ game	Assist/Turnover ratio	Steals/ game	Blocks/ game
29	27.7	7.9	44.0	41.1	75.9	6.6	1.1	1.7	0.6	1.0	1.0

Averaged nearly 17 minutes an outing ... Averaged 3.6 points, 2.7 rebounds and 1.0 assists ... Shot 36% from floor ... Scored career-high 16 points in win over Fairfield in opening round of MAAC tournament on March 7 ... Scored 11 points at Rider on Jan. 19 ... Produced five steals and five rebounds in MAAC quarterfinal loss to Canisius on March 8 .

In High School: Averaged 16.3 points, 12.5 rebounds and 4.5 assists as senior at John Bowne High ... Helped team capture borough PSAL title in its first year at AA level Times Ledger All-Queens selection in 2017 ... Spent postgraduate year at Tilton School in New Hampshire.

Personal: Born Dec. 16, 1999 ... Parents are Christopher and Sharon Hinckson ... Has sister Christel ... Majoring in human development.

HINCKSON SOPHOMORE SEASON (2020-21) GAME-BY-GAME STATISTICS

#24 HINCKSON, Christian

				Total		3-Pointers		Free throws		Rebounds										
Opponent	Date	GS	MIN	FG-FGA	PCT	3FG-3FGA	PCT	FT-FTA	PCT	OFF	DEF	TOT	AVG	PF	A	T/O	BLK	STL	PTS	AVG
Stony Brook	12/19/2020	*	23:44	3-8	.375	0-1	.000	2-2	1.000	3	6	9	9.0	1	1	5	1	1	8	8.0
Stony Brook	12/20/2020	*	15:52	2-4	.500	1-2	.500	0-2	.000	1	2	3	6.0	0	0	1	2	0	5	6.5
at UMBC	12/27/2020	*	17:53	1-2	.500	0-0	.000	1-2	.500	1	3	4	5.3	2	1	1	2	0	3	5.3
at UMBC	12/28/2020		04:25	0-1	.000	0-1	.000	0-0	.000	0	0	0	4.0	1	0	2	1	0	0	4.0
at Hartford	01/02/2021		09:22	1-1	1.000	0-0	.000	0-0	.000	0	3	3	3.8	0	1	0	0	0	2	3.6
Vermont	01/09/2021		19:10	1-1	1.000	0-0	.000	0-0	.000	0	1	1	3.3	2	1	1	0	0	2	3.3
Vermont	01/10/2021		08:22	0-5	.000	0-2	.000	1-2	.500	2	2	4	3.4	2	0	1	0	0	1	3.0
UMass Lowell	01/16/2021		03:39	0-0	.000	0-0	.000	0-0	.000	0	0	0	3.0	1	0	2	0	0	0	2.6
UMass Lowell	01/17/2021		15:03	1-1	1.000	0-0	.000	2-3	.667	0	4	4	3.1	3	0	0	1	0	4	2.8
New Hampshire	01/30/2021		18:04	1-2	.500	0-0	.000	5-7	.714	1	6	7	3.5	2	0	2	0	0	7	3.2
New Hampshire	01/31/2021		12:37	1-1	1.000	0-0	.000	0-1	.000	1	1	2	3.4	1	0	3	0	1	2	3.1
at NJIT	02/20/2021		20:42	3-6	.500	1-2	.500	0-0	.000	2	4	6	3.6	2	1	1	0	3	7	3.4
at NJIT	02/21/2021		19:50	1-4	.250	0-1	.000	0-0	.000	1	4	5	3.7	1	1	1	1	2	2	3.3
at Hartford	02/27/2021		04:20	0-3	.000	0-2	.000	0-0	.000	0	0	0	3.4	1	0	0	0	0	0	3.1
Totals		3	193:03	15-39	.385	2-11	.182	11-19	.579	12	36	48	3.4	19	6	20	8	7	43	3.1

Player Averages

Games Played	Minutes/ game	Points/ game	FG Pct	3FG Pct	FT Pct	Rebounds/ game	Assists/ game	Turnovers/ game	Assist/Turnover ratio	Steals/ game	Blocks/ game
14	13.8	3.1	38.5	18.2	57.9	3.4	0.4	1.4	0.3	0.5	0.6

Hinckson Career Statistics

Year	G/GS	Min.	FG	FGA	Pct.	3FG	3FGA	Pct.	FT	FTA	Pct.	OReb	DReb.	Avg.	PF	Ast.	TO	Blk	Stl	Pts.	Avg.
2018-19	32/17	538	42	117	.359	4	21	.190	28	51	.549	30	57	2.7	53	32	37	10	21	116	3.6*
2019-20	31/25	902	75	197	.381	25	55	.455	49	68	.721	44	126	5.5	70	73	73	17	47	224	7.2*
2020-21	14/3	193	15	39	.385	2	11	.182	11	19	.579	12	36	3.4	19	6	20	8	7	43	3.1
2021-22	29/22	804	77	175	.440	30	73	.411	44	58	.759	36	156	6.6	78	31	48	28	29	228	7.9
Totals	**106/67**	**2437**	**209**	**528**	**.396**	**61**	**160**	**.381**	**132**	**196**	**.673**	**122**	**375**	**4.7**	**220**	**142**	**178**	**63**	**104**	**611**	**5.7**

* played at Manhattan College

Hinckson America East Statistics

Year	G/GS	Min.	FG	FGA	Pct.	3FG	3FGA	Pct.	FT	FTA	Pct.	OReb	DReb.	Avg.	PF	Ast.	TO	Blk	Stl	Pts.	Avg.
2020-21	13/3	189	15	36	.417	2	9	.222	11	19	.579	12	36	3.7	18	6	20	8	7	43	3.3
2021-22	18/18	563	61	130	.469	21	51	.412	38	47	.809	25	111	7.6	50	25	34	20	20	181	10.1
Totals	**31/21**	**752**	**76**	**166**	**.458**	**23**	**60**	**.383**	**49**	**66**	**.742**	**37**	**147**	**5.9**	**68**	**31**	**54**	**28**	**27**	**224**	**7.2**

0 • JOHN MCGRIFF

JUNIOR • GUARD • 6-0 • 165 • GLENN DALE, MD. • BISHOP MCNAMARA • ST. JOHN'S UNIV.

On McGriff: Talented and speedy point guard ... Explosive off dribble ... Vocal leader ... Puts pressure on defense.

Sophomore Season (2021-22): Played in 25 games with 23 starts ... Averaged 11.0 points and 2.6 assists - both second-highest on team ... Shot 40% from floor and 68% from line ... Bumped up scoring average to 12.1 in conference play ... Had 16 double-digit games, including six straight to close out the regular season ... Scored 15 or more points six times ... Scored season-high 21 points (9-of-14 FG) in road win at UMass Lowell on Feb. 19 ... Handed out season-best six assists in quarterfinal win at UNH on March 6 ... Made crucial driving layup for final points in 72-69 upset win over Wildcats.

Before Binghamton: Played first collegiate season at St. John's University ... Made 18 appearances and chipped in 12 points, 11 rebounds and 10 assists in 5.1 minutes per game ... Made collegiate debut against La Salle and drilled a 3-pointer in nine minutes of action ... Scored five points with four assists and three boards in 14 minutes against America East member Stony Brook ... Also added three points and two steals in a win over Seton Hall ... Red-shirted 2019-20 season with injury.

In High School: Standout point guard who played senior year at Bishop McNamara High ... Three-star recruit according to ESPN and 247Sports ... Was No. 33 point guard recruit in nation and No. 2 recruit in state of Maryland for Class of 2019 (247Sports) ... Led Bishop McNamara to 21-11 record and quarterfinal berth in Washington Catholic Athletic Conference championship ... Named All-WCAC Honorable Mention ... Averaged 12 points and five assists ... Played junior year at national powerhouse Huntington Prep in West Virginia ... Averaged 7.0 points, 5.8 assists and 3.3 rebounds ... Played for Team Thrill on AAU circuit and also spent time with Team Melo.

Personal: Parents are Lloyd and Monica McGriff ... Born in Arlington, Va. ... Majoring in human development.

McGriff Career Highs

POINTS:
21, at UMass Lowell (2-19-22)

FIELD GOALS:
9, at UMass Lowell (2-19-22)

3-POINTERS:
3, vs. NJIT (1-8-22)

FREE THROWS:
3, at Maine (1-16-22)

REBOUNDS:
6, at Sacred Heart (11-14-21)

STEALS:
3, at UMBC (3-1-22)

ASSISTS:
6, at New Hampshire (3-6-22)

MINUTES:
39, at Columbia (11-17-21)

MCGRIFF SOPHOMORE SEASON (2021-22) GAME-BY-GAME STATISTICS

#0 MCGRIFF, John

				Total		3-Pointers		Free throws		Rebounds										
Opponent	Date	GS	MIN	FG-FGA	PCT	3FG-3FGA	PCT	FT-FTA	PCT	OFF	DEF	TOT	AVG	PF	A	TO	BLK	STL	PTS	AVG
Cornell	11/09/2021	*	20:37	8-17	.471	0-2	.000	0-1	.000	3	1	4	4.0	4	5	2	0	1	16	16.0
at Sacred Heart	11/14/2021	*	37:04	7-17	.412	1-2	.500	0-0	.000	1	5	6	5.0	0	2	0	0	1	15	15.5
at Columbia	11/17/2021	*	39:26	4-17	.235	2-5	.400	2-2	1.000	2	3	5	5.0	2	4	1	0	0	12	14.3
at UConn	11/20/2021	*	22:51	4-10	.400	0-0	.000	0-0	.000	1	2	3	4.5	1	5	1	0	0	8	12.8
Hartwick	11/28/2021	*	15:35	1-5	.200	0-2	.000	0-0	.000	0	1	1	3.8	1	1	2	0	3	2	10.6
at Saint Joseph's	12/01/2021	*	24:56	6-11	.545	0-1	.000	2-2	1.000	0	2	2	3.5	1	1	5	0	0	14	11.2
Marist	12/08/2021		26:34	3-8	.375	1-2	.500	0-0	.000	2	0	2	3.3	4	1	3	0	0	7	10.6
SUNY Oneonta	12/11/2021	*	22:01	2-7	.286	0-1	.000	0-0	.000	0	1	1	3.0	1	3	0	0	0	4	9.8
NJIT	01/08/2022		15:33	3-7	.429	3-5	.600	0-0	.000	0	0	0	2.7	1	2	0	0	0	9	9.7
at Maine	01/16/2022	*	26:55	7-12	.583	1-2	.500	3-4	.750	2	4	6	3.0	1	3	1	0	0	18	10.5
Stony Brook	01/19/2022	*	34:16	4-13	.308	1-2	.500	1-4	.250	1	4	5	3.2	3	3	3	0	1	10	10.5
at NJIT	01/22/2022	*	33:22	2-8	.250	0-2	.000	7-10	.700	0	1	1	3.0	2	5	4	0	1	11	10.5
Hartford	01/24/2022	*	30:48	3-11	.273	1-5	.200	4-5	.800	0	5	5	3.2	2	2	2	0	2	11	10.5
at Hartford	01/26/2022	*	24:11	5-13	.385	0-3	.000	0-1	.000	1	0	1	3.0	0	2	3	0	1	10	10.5
UMBC	01/29/2022	*	29:21	3-9	.333	1-3	.333	2-2	1.000	1	4	5	3.1	4	3	3	0	0	9	10.4
at Stony Brook	02/02/2022	*	21:44	5-9	.556	1-1	1.000	2-2	1.000	1	4	5	3.3	4	2	3	0	0	13	10.6
Maine	02/05/2022	*	14:38	1-6	.167	1-1	1.000	0-0	.000	0	2	2	3.2	1	0	1	0	1	3	10.1
New Hampshire	02/12/2022	*	34:02	5-17	.294	1-3	.333	0-2	.000	1	4	5	3.3	2	5	1	0	0	11	10.2
Albany (NY)	02/16/2022	*	20:44	6-10	.600	1-2	.500	0-0	.000	0	1	1	3.2	2	1	1	0	0	13	10.3
at UMass Lowell	02/19/2022	*	28:12	9-14	.643	1-2	.500	2-2	1.000	0	3	3	3.2	1	1	2	0	1	21	10.9
Vermont	02/23/2022	*	34:30	7-15	.467	0-1	.000	2-2	1.000	1	7	8	3.4	5	3	3	0	2	16	11.1
at New Hampshire	02/26/2022	*	34:42	5-14	.357	2-5	.400	0-0	.000	1	3	4	3.4	4	1	3	0	2	12	11.1
at UMBC	03/01/2022	*	37:08	7-17	.412	1-2	.500	0-0	.000	0	3	3	3.4	1	4	3	0	3	15	11.3
at New Hampshire	03/06/2022	*	35:53	4-12	.333	0-3	.000	0-1	.000	0	1	1	3.3	2	6	2	0	2	8	11.2
at Vermont	03/09/2022	*	26:52	3-8	.375	1-2	.500	0-0	.000	0	1	1	3.2	2	1	3	0	0	7	11.0
Totals		23	691:56	114-287	.397	20-59	.339	27-40	.675	18	62	80	3.2	51	66	52	0	21	275	11.0

Player Averages

Games Played	Minutes/ game	Points/ game	FG Pct	3FG Pct	FT Pct	Rebounds/ game	Assists/ game	Turnovers/ game	Assist/Turnover ratio	Steals/ game	Blocks/ game
25	27.7	11.0	38.7	39.9	67.5	3.2	2.6	2.1	1.9	0.8	0.0

McGriff Career Statistics

Year	G/GS	Min.	FG	FGA	Pct.	3FG	3FGA	Pct.	FT	FTA	Pct.	OReb	DReb.	Avg.	PF	Ast.	TO	Blk	Stl	Pts.	Avg.
2020-21	18/0	92	4	17	.235	3	8	.375	1	2	.500	1	10	0.6	13	10	7	1	3	12	0.7*
2021-22	25/23	692	114	287	.397	20	59	.339	27	40	.675	18	62	3.2	51	66	52	0	21	275	11.0
Totals	**43/23**	**784**	**118**	**304**	**.388**	**23**	**67**	**.343**	**28**	**42**	**.667**	**19**	**72**	**2.1**	**64**	**76**	**59**	**1**	**24**	**287**	**6.7**

* played at St. John's

McGriff America East Statistics

Year	G/GS	Min.	FG	FGA	Pct.	3FG	3FGA	Pct.	FT	FTA	Pct.	OReb	DReb.	Avg.	PF	Ast.	TO	Blk	Stl	Pts.	Avg.
2021-22	15/14	420	72	175	.411	15	39	.385	23	34	.676	9	45	3.6	33	37	33	0	14	182	12.1

11 • DAN PETCASH

SENIOR • FORWARD • 6-4 • 205 • PITTSBURGH, PA. • PINE-RICHLAND

On Petcash: Versatile perimeter player and defender ... Smart player who can play several positions ... Shoots at a high percentage all around the floor .

Junior Season (2021-22): Played in 21 games with 13 starts ... Averaged 6.5 points and 3.9 rebounds ... Shot 49% from field and 89% from line (16-of-18) ... Shot 47% from 3-point range (20-of-43) ... Produced five double-digit games ... Missed first four games of season and four more mid-season due to injury ... Scored season-high 21 points (8-of-9 FG) against Hartwick on Nov. 28 ... Netted 19 points (8-of-10 FG) in road win at UMass Lowell on Feb. 19 ... Pulled down season-high 10 boards at UMBC on March 1 ... Member of AD Honor Roll and America East Commissioner's Honor Roll ... Received NABC "Honors Court" academic distinction.

Sophomore Season (2020-21): Played in all 18 games with 16 starts ... Averaged 8.1 points and 5.3 rebounds in 30 minutes ... Finished strong with double-digit scoring in five of last six games ... Scored season-high 16 points in win over NJIT on Feb. 21 ... Named America East Player of Week on Feb. 22 after averaging 15.0 points on 58% shooting in two-game sweep of NJIT ... Shot 42% from floor, 37% from 3-point range and 80% from line for season ... Reached double figures seven times Logged 30 or more minutes 10 times ... Made 4-of-7 3-pointers against Stony Brook on Dec. 20 ... Pulled down 11 boards at Marist on Dec. 6 ... Collected career-high four blocks against UNH on Jan. 17 ... Selected to National College Student-Athlete Honor Society ... Member of AD Honor Roll.

Freshman Season (2019-20): Played in 27 of 29 games with two starts ... Averaged 11.5 minutes per game ... Shot team high 48% from the field and was a perfect 12-for-12 from the free throw line ... Had two games with double digit scoring ... Had a career game against Hartwick, where he recorded 25 points, 9 rebounds, 3 assists and 3 blocks while shooting 9-13 (.692) from the field ... Iso made 5 threes in the win over Hartwick on Dec. 29 ... Faced off against his brother, Andrew Petcash, of Boston University in an overtime win ... Member of AD Honor Roll in fall semester.

Before Binghamton: Three-year letterwinner at Pine-Richland High... Two-time first team all-section selection... Totaled 1,156 career points to rank No. 6 on school's all-time scoring list... Averaged 22 points, 6.1 rebounds and 4.1 assists as senior... Named to Pittsburgh Post-Gazette "Fab 5" Team as senior... Scored career-high 33 points in a game... Led team to 22-4 record and undefeated in sectional play as senior... Team captured three sectional titles during his four years on team... Helped team

Petcash Career Highs

POINTS:

25, vs. Hartwick (12-29-19)

FIELD GOALS:

9, vs. Hartwick (12-29-19)

FREE THROWS:

4, vs. Maine (2-8-20)

THREE-POINTERS:

5, vs. Hartwick (12-29-19)

REBOUNDS:

11, at Marist (12-5-20)

STEALS:

1, 7x, last vs. Stony Brook (12-20-20)

ASSISTS:

5, vs. Stony Brook (12-20-20)

BLOCKS:

3, vs. Hartwick (12-29-19)

MINUTES:

40, at Hartford (1-3-21)

PETCASH JUNIOR SEASON (2021-22) GAME-BY-GAME STATISTICS

#11 PETCASH, Dan

				Total		3-Pointers		Free throws		Rebounds											
Opponent	Date	GS	MIN	FG-FGA	PCT	3FG-3FGA	PCT	FT-FTA	PCT	OFF	DEF	TOT	AVG	PF	A	TO	BLK	STL	PTS	AVG
Hartwick	11/28/2021		19:19	8-9	.889	4-4	1.000	1-2	.500	1	2	3	3.0	2	0	1	0	2	21	21.0
at Saint Joseph's	12/01/2021		18:03	1-3	.333	0-1	.000	0-0	.000	0	2	2	2.5	1	1	0	0	0	2	11.5
at Boston U.	12/04/2021	*	35:20	4-7	.571	1-2	.500	2-2	1.000	0	4	4	3.0	1	2	1	0	0	11	11.3
NJIT	01/08/2022		14:21	1-3	.333	1-3	.333	0-0	.000	0	2	2	2.8	0	2	1	0	1	3	9.3
at Maine	01/16/2022		11:14	0-4	.000	0-2	.000	2-2	1.000	2	1	3	2.8	0	0	2	0	0	2	7.8
Stony Brook	01/19/2022		08:58	1-1	1.000	0-0	.000	0-0	.000	0	0	0	2.3	3	0	0	0	0	2	6.8
at NJIT	01/22/2022		15:01	0-1	.000	0-0	.000	2-2	1.000	0	1	1	2.1	1	0	0	0	1	2	6.1
Hartford	01/24/2022		26:45	1-3	.333	0-0	.000	3-3	1.000	0	7	7	2.8	2	1	3	1	3	5	6.0
at Hartford	01/26/2022		23:13	2-2	1.000	1-1	1.000	1-2	.500	1	4	5	3.0	1	0	1	0	0	6	6.0
UMBC	01/29/2022	*	38:38	3-4	.750	2-2	1.000	0-0	.000	0	6	6	3.3	1	2	0	0	1	8	6.2
at Stony Brook	02/02/2022	*	31:35	3-10	.300	1-4	.250	0-0	.000	1	3	4	3.4	2	1	2	0	2	7	6.3
Maine	02/05/2022	*	32:33	3-5	.600	1-2	.500	4-4	1.000	0	4	4	3.4	2	2	1	0	1	11	6.7
at Vermont	02/09/2022	*	24:30	0-3	.000	0-2	.000	0-0	.000	0	1	1	3.2	2	0	1	0	1	0	6.2
New Hampshire	02/12/2022	*	24:58	2-7	.286	1-3	.333	0-0	.000	1	2	3	3.2	4	0	1	1	1	5	6.1
Albany (NY)	02/16/2022	*	29:19	4-5	.800	1-2	.500	1-1	1.000	0	4	4	3.3	1	1	0	1	1	10	6.3
at UMass Lowell	02/19/2022	*	34:05	8-10	.800	3-3	1.000	0-0	.000	1	4	5	3.4	2	2	0	1	0	19	7.1
Vermont	02/23/2022	*	33:30	2-8	.250	1-5	.200	0-0	.000	3	5	8	3.6	2	0	0	2	0	5	7.0
at New Hampshire	02/26/2022	*	29:59	1-3	.333	0-1	.000	0-0	.000	0	4	4	3.7	2	3	0	0	2	2	6.7
at UMBC	03/01/2022	*	35:03	3-8	.375	2-4	.500	0-0	.000	3	7	10	4.0	2	3	4	0	0	8	6.8
at New Hampshire	03/06/2022	*	22:03	1-3	.333	1-1	1.000	0-0	.000	0	2	2	3.9	3	0	0	0	0	3	6.6
at Vermont	03/09/2022	*	23:54	2-3	.667	0-1	.000	0-0	.000	0	3	3	3.9	2	0	0	1	0	4	6.5
Totals		13	532:22	50-102	.490	20-43	.465	16-18	.889	13	68	81	3.9	36	20	18	7	16	136	6.5

Player Averages

Games Played	Minutes/ game	Points/ game	FG Pct	3FG Pct	FT Pct	Rebounds/ game	Assists/ game	Turnovers/ game	Assist/Turnover ratio	Steals/ game	Blocks/ game
21	25.4	6.5	49.0	46.5	88.9	3.9	1.0	0.9	1.1	0.8	0.3

reach state championship as sophomore... Four-year member of Academic Honor Roll.

Personal: Parents are Bob and Kristen Petcash... Has two brothers, Andrew and Joey... Andrew is a senior on Boston University team... Majoring in psychology.

PETCASH SOPHOMORE SEASON (2020-21) GAME-BY-GAME STATISTICS

#11 PETCASH, Dan

				Total		3-Pointers		Free throws		Rebounds										
Opponent	Date	GS	MIN	FG-FGA	PCT	3FG-3FGA	PCT	FT-FTA	PCT	OFF	DEF	TOT	AVG	PF	A	T/O	BLK	STL	PTS	AVG
Marist	12/05/2020	*	30:08	0-4	.000	0-2	.000	0-0	.000	1	5	6	6.0	2	0	0	0	2	0	0.0
at Marist	12/06/2020	*	28:57	2-4	.500	0-1	.000	0-0	.000	1	10	11	8.5	0	2	1	0	0	4	2.0
Youngstown St.	12/13/2020	*	24:47	2-7	.286	0-4	.000	1-2	.500	0	4	4	7.0	3	1	2	0	0	5	3.0
Stony Brook	12/19/2020	*	17:24	2-5	.400	2-5	.400	0-1	.000	0	2	2	5.8	4	1	2	1	1	6	3.8
Stony Brook	12/20/2020		32:01	5-9	.556	4-7	.571	0-0	.000	1	4	5	5.6	1	1	2	0	1	14	5.8
at UMBC	12/27/2020		20:12	1-2	.500	1-2	.500	0-0	.000	0	3	3	5.2	0	0	0	0	1	3	5.3
at UMBC	12/28/2020	*	35:00	5-8	.625	4-5	.800	0-0	.000	2	4	6	5.3	1	2	0	0	1	14	6.6
at Hartford	01/02/2021	*	35:23	3-8	.375	2-6	.333	0-0	.000	3	1	4	5.1	3	2	2	0	3	8	6.8
at Hartford	01/03/2021	*	40:00	2-3	.667	2-3	.667	2-2	1.000	0	9	9	5.6	4	0	4	0	1	8	6.9
Vermont	01/09/2021	*	22:10	0-2	.000	0-0	.000	0-0	.000	0	2	2	5.2	3	1	1	0	0	0	6.2
Vermont	01/10/2021	*	27:04	2-8	.250	0-5	.000	0-1	.000	0	1	1	4.8	1	1	0	0	0	4	6.0
UMass Lowell	01/16/2021	*	36:38	2-10	.200	1-5	.200	0-0	.000	2	6	8	5.1	4	1	0	1	0	5	5.9
UMass Lowell	01/17/2021	*	32:02	3-6	.500	1-1	1.000	4-4	1.000	0	6	6	5.2	3	1	4	0	2	11	6.3
New Hampshire	01/30/2021	*	22:57	2-6	.333	1-3	.333	1-3	.333	1	7	8	5.4	1	0	0	4	1	6	6.3
New Hampshire	01/31/2021	*	40:06	5-10	.500	1-2	.500	1-1	1.000	2	5	7	5.5	5	3	3	0	1	12	6.7
at NJIT	02/20/2021	*	28:59	5-7	.714	1-1	1.000	3-3	1.000	0	5	5	5.4	1	1	3	1	0	14	7.1
at NJIT	02/21/2021	*	33:24	6-12	.500	2-8	.250	2-2	1.000	1	4	5	5.4	3	2	2	1	1	16	7.6
at Hartford	02/27/2021	*	37:06	4-10	.400	1-3	.333	6-6	1.000	2	1	3	5.3	1	2	2	1	0	15	8.1
Totals		**16**	**544:17**	**51-121**	**.421**	**23-63**	**.365**	**20-25**	**.800**	**16**	**79**	**95**	**5.3**	**40**	**21**	**28**	**9**	**15**	**145**	**8.1**

Player Averages

Games Played	Minutes/ game	Points/ game	FG Pct	3FG Pct	FT Pct	Rebounds/ game	Assists/ game	Turnovers/ game	Assist/Turnover ratio	Steals/ game	Blocks/ game
18	30.2	8.1	42.1	36.5	80.0	5.3	1.2	1.6	0.8	0.8	0.5

PETCASH FRESHMAN SEASON (2019-20) GAME-BY-GAME STATISTICS

#11 PETCASH, Dan

				Total		3-Pointers		Free throws		Rebounds										
Opponent	Date	GS	MIN	FG-FGA	PCT	3FG-3FGA	PCT	FT-FTA	PCT	OFF	DEF	TOT	AVG	PF	A	T/O	BLK	STL	PTS	AVG
at Cornell	11/05/2019		09:58	1-1	1.000	1-1	1.000	0-0	.000	0	1	1	1.0	0	0	1	0	1	3	3.0
at Michigan St.	11/10/2019		11:36	2-3	.667	0-1	.000	0-0	.000	0	1	1	1.0	1	0	2	0	0	4	3.5
at Columbia	11/13/2019		02:56	0-0	.000	0-0	.000	0-0	.000	0	0	0	0.7	0	0	0	0	0	0	2.3
Sacred Heart	11/16/2019		04:13	0-1	.000	0-1	.000	0-0	.000	0	0	0	0.5	0	0	0	0	0	0	1.8
at NJIT	11/20/2019		03:24	0-0	.000	0-0	.000	0-0	.000	0	1	1	0.6	0	0	0	0	0	0	1.4
Army West Point	11/23/2019		23:05	4-5	.800	3-4	.750	2-2	1.000	0	2	2	0.8	0	0	1	0	1	13	3.3
SUNY Oneonta	11/26/2019		12:35	2-3	.667	1-1	1.000	0-0	.000	0	2	2	1.0	1	1	1	0	0	5	3.6
at Loyola Maryland	12/01/2019		19:00	0-2	.000	0-1	.000	0-0	.000	0	1	1	1.0	0	1	1	1	0	0	3.1
Colgate	12/04/2019		07:16	0-0	.000	0-0	.000	0-0	.000	0	0	0	0.9	0	0	0	0	0	0	2.8
Boston U.	12/07/2019		04:26	0-0	.000	0-0	.000	0-0	.000	0	0	0	0.8	0	0	1	0	0	0	2.5
at Youngstown St.	12/18/2019		05:22	0-0	.000	0-0	.000	0-0	.000	0	1	1	0.8	0	0	1	0	0	0	2.3
at Pittsburgh	12/20/2019		13:21	2-5	.400	1-4	.250	0-0	.000	1	1	2	0.9	1	0	1	0	1	5	2.5
Hartwick	12/29/2019		27:22	9-13	.692	5-9	.556	2-2	1.000	0	9	9	1.5	1	3	0	3	1	25	4.2
Albany (NY)	01/04/2020		01:34	0-1	.000	0-0	.000	0-0	.000	1	0	1	1.5	0	0	0	0	0	0	3.9
UMBC	01/08/2020	*	23:25	2-5	.400	2-5	.400	0-0	.000	0	3	3	1.6	0	0	1	0	1	6	4.1
at UMass Lowell	01/11/2020	*	14:06	0-1	.000	0-1	.000	0-0	.000	0	1	1	1.6	2	0	0	0	0	0	3.8
Vermont	01/15/2020		14:21	1-2	.500	1-2	.500	0-0	.000	1	0	1	1.5	0	2	0	0	0	3	3.8
at Maine	01/19/2020		07:35	0-0	.000	0-0	.000	0-0	.000	0	1	1	1.5	0	1	0	0	0	0	3.6
at Hartford	01/29/2020		04:50	0-0	.000	0-0	.000	0-0	.000	0	1	1	1.5	0	0	1	0	0	0	3.4
at Albany (NY)	02/05/2020		20:50	3-5	.600	1-3	.333	0-0	.000	1	0	1	1.5	3	0	2	0	0	7	3.6
Maine	02/08/2020		12:52	1-4	.250	0-2	.000	4-4	1.000	0	2	2	1.5	3	0	0	0	1	6	3.7
Stony Brook	02/12/2020		16:34	1-4	.250	1-4	.250	2-2	1.000	0	2	2	1.5	2	2	0	0	0	5	3.7
at Vermont	02/15/2020		14:06	0-1	.000	0-1	.000	0-0	.000	0	3	3	1.6	2	0	0	0	0	0	3.6
UMass Lowell	02/20/2020		09:59	0-0	.000	0-0	.000	0-0	.000	0	1	1	1.5	0	1	0	0	0	0	3.4
Hartford	02/22/2020		08:24	0-0	.000	0-0	.000	2-2	1.000	0	2	2	1.6	1	0	0	0	0	2	3.4
at UMBC	02/26/2020		04:33	0-0	.000	0-0	.000	0-0	.000	0	1	1	1.5	0	1	1	0	0	0	3.2
at New Hampshire	02/29/2020		13:27	0-2	.000	0-2	.000	0-0	.000	0	1	1	1.5	1	0	1	0	0	0	3.1
Totals		**2**	**311:10**	**28-58**	**.483**	**16-42**	**.381**	**12-12**	**1.000**	**4**	**37**	**41**	**1.5**	**18**	**12**	**15**	**4**	**6**	**84**	**3.1**

Player Averages

Games Played	Minutes/ game	Points/ game	FG Pct	3FG Pct	FT Pct	Rebounds/ game	Assists/ game	Turnovers/ game	Assist/Turnover ratio	Steals/ game	Blocks/ game
27	11.5	3.1	48.3	38.1	100.0	1.5	0.4	0.6	0.8	0.2	0.1

Petcash Career Statistics

Year	G/GS	Min.	FG	FGA	Pct.	3FG	3FGA	Pct.	FT	FTA	Pct.	OReb	DReb.	Avg.	PF	Ast.	TO	Blk	Stl	Pts.	Avg.
2019-20	27/2	311	28	58	.483	16	42	.381	12	12	1.000	4	37	1.5	18	12	15	4	6	84	3.1
2020-21	18/16	544	51	121	.421	23	63	.365	20	25	.800	16	79	5.3	40	21	28	9	15	145	8.1
2021-22	21/13	532	50	102	.490	20	43	.465	16	18	.889	13	68	3.9	36	20	18	7	16	136	6.5
Totals	**66/31**	**1387**	**129**	**281**	**.459**	**59**	**148**	**.399**	**48**	**55**	**.873**	**33**	**184**	**3.3**	**94**	**53**	**61**	**20**	**37**	**365**	**5.5**

Petcash America East Statistics

Year	G/GS	Min.	FG	FGA	Pct.	3FG	3FGA	Pct.	FT	FTA	Pct.	OReb	DReb.	Avg.	PF	Ast.	TO	Blk	Stl	Pts.	Avg.
2019-20	14/2	167	8	25	.320	5	20	.250	8	8	1.000	3	18	1.5	14	7	6	0	2	29	2.1
2020-21	14/12	423	43	96	.448	22	53	.415	13	17	.765	12	59	5.1	34	16	23	8	13	121	8.6
2021-22	16/10	414	34	77	.442	14	34	.412	13	14	.929	12	55	4.2	27	17	16	6	14	95	5.9
Totals	**44/24**	**1004**	**85**	**198**	**.429**	**41**	**107**	**.383**	**34**	**39**	**.872**	**27**	**132**	**3.6**	**75**	**40**	**45**	**14**	**29**	**245**	**5.6**

30 • MATT SOLOMON

SOPHOMORE • GUARD • 6-3 • 190 • NEWBURY PARK, CALIF. • NEWBURY PARK • ALLAN HANCOCK

On Solomon: Newcomer and confident shooting guard ... Shoots high percentage from perimeter ... Can makes plays off dribble ... Can score in bunches.

Before Binghamton: Transfer from Allan Hancock in Santa Maria, Calif. ... Played in the California Community College Athletic Association ... Averaged 15.9 points and was a first team all-conference selection last winter ... Drilled 71 three-pointers, shot 45 percent from the field and his season included a 32-point showing ... Began collegiate career at NCAA Division I Cal State-Northridge.

In High School: Scored school-record 1,520 points for Newbury Park ... Broke scoring record previously held by former Oklahoma State standout Daniel Bobik ... Averaged 25.1 points in his senior season ... Second team California all-state selection and Marmonte League Most Valuable Player.

Personal: Parents are Mike and Lissa Solomon ... Father played for NCAA champion baseball team at CSU Northridge in 1984 ... Majoring in business administration.

4 • MASUD STEWART

FRESHMAN • GUARD • 6-1 • 185 • NEW CASTLE, DEL. • NEUMANN-GORETTI

On Stewart: Physically strong freshman ... Can guard multiple positions ... Making transition from high school to college level.

In High School: Standout from fabled Newman-Goretti high school program in Philadelphia ... Led Saints to their ninth state championship as senior last winter ... Program was rated No. 11 in the nation by MaxPreps in its listing of the top 100 scholastic basketball dynasties ... Averaged 11.5 points and 2.2 assists for a 23-4 team that won the Philadelphia Catholic League title, City Championship and then captured the PIAA Class 4A championship with a resounding 93-68 win
Second team All-Catholic selection ... MVP of the All-City Classic, which pitted the top players from Philadelphia against Delaware ... National Honor Society member and multiple First Honors academic recipient

Personal: Father is Erric Stewart ... Has three siblings: Safiya (16), Beckham (8) and Alonzo (7) ... Majoring in business administration.

13 • TAVEION WHITE

SENIOR • CENTER • 6-8 • 220 • PROSPER, TEXAS • PROSPER • CLARENDON COLLEGE



On White: Explosive athlete ... Warrior on floor ... One of team's top post defenders ... Vocal team leader ... High energy.

Junior Season (2021-22): Played in 28 games with eight starts ... Averaged 2.3 points and 2.8 rebounds in 14.1 minutes per game ... Shot 49% from field ... Collected 19 blocks, including three against UMass Lowell on Jan. 2 ... Contributed six points, season-high nine rebounds and three assists vs. Maine on Feb. 5.

Before Binghamton: Played sophomore season at Clarendon College (Texas) last winter ... Averaged 8.7 rebounds, 3.7 points and shot 60% from field in 23 games ... As freshman appeared in 21 games at Indiana University-Purdue University Indianapolis (IUPUI) ... Played in nearly eight minutes per game and averaged 1.6 rebounds and 1.0 points ... Scored seven points (3-for-3 FG) in 15 minutes at Cleveland State ... Contributed five points, six rebounds and two blocks in 16 minutes against Green Bay ... Pulled down season-high nine rebounds in 26 minutes against Milwaukee ... Named to IUPUI Academic Advisor's List (3.0 or higher GPA) in the fall semester.

In High School: Earned first team all-district honors as senior at Prosper (Texas) High ... Averaged 6.5 points and 7.0 rebounds ... Selected to play in the Faith 7 Basketball Bowl in Shawnee, Okla. ... Helped lead Prosper to district title and regional semifinal berth as senior ... Played a season of postgraduate prep at Pro Holmes Sports Academy in Florida ... Played AAU with a Texas Impact squad that featured nine college signees ... Chose IUPUI over group of schools that included Buffalo and Oral Roberts.

Personal: Majoring in human development.

White Career Highs

POINTS:
6, vs. UMBC (1-29-22)

FIELD GOALS:
2, vs. UMBC (1-29-22)

FREE THROWS:
2, 2x, last vs. UMBC (1-29-22)

REBOUNDS:
7, 2x, last at Stony Brook (2-2-22)

STEALS:
3, vs. Hartwick (11-18-21)

BLOCKS:
3, vs. UMass Lowell (1-2-22)

MINUTES:
34, at Stony Brook (2-2-22)

White Career Statistics

Year	G/GS	Min.	FG	FGA	Pct.	3FG	3FGA	Pct.	FT	FTA	Pct.	OReb	DReb.	Avg.	PF	Ast.	TO	Blk	Stl	Pts.	Avg.
2021-22	28/8	396	26	53	.491	0	0	.000	12	41	.293	33	46	2.8	66	10	13	19	10	64	2.3

White America East Statistics

Year	G/GS	Min.	FG	FGA	Pct.	3FG	3FGA	Pct.	FT	FTA	Pct.	OReb	DReb.	Avg.	PF	Ast.	TO	Blk	Stl	Pts.	Avg.
2021-22	17/7	270	19	38	.500	0	0	.000	7	26	.269	24	32	3.3	37	7	6	13	3	45	2.6

WHITE JUNIOR SEASON (2021-22) GAME-BY-GAME STATISTICS

#13 WHITE, Taveion

				Total		3-Pointers		Free throws		Rebounds										
Opponent	Date	GS	MIN	FG-FGA	PCT	3FG-3FGA	PCT	FT-FTA	PCT	OFF	DEF	TOT	AVG	PF	A	TO	BLK	STL	PTS	AVG
Cornell	11/09/2021		17:39	0-0	.000	0-0	.000	0-3	.000	3	4	7	7.0	4	0	1	1	1	0	0.0
at Sacred Heart	11/14/2021		08:00	1-3	.333	0-0	.000	0-2	.000	1	0	1	4.0	5	0	2	0	1	2	1.0
at Columbia	11/17/2021		14:34	0-2	.000	0-0	.000	1-2	.500	1	2	3	3.7	4	0	1	0	0	1	1.0
at UConn	11/20/2021		04:26	1-2	.500	0-0	.000	0-0	.000	0	0	0	2.8	0	0	0	0	0	2	1.3
Hartwick	11/28/2021		13:19	2-2	1.000	0-0	.000	2-4	.500	0	2	2	2.6	2	0	0	0	3	6	2.2
at Saint Joseph's	12/01/2021		24:43	2-4	.500	0-0	.000	1-2	.500	2	4	6	3.2	3	1	2	2	2	5	2.7
at Boston U.	12/04/2021	*	06:38	0-0	.000	0-0	.000	0-0	.000	0	1	1	2.9	4	0	0	0	0	0	2.3
Marist	12/08/2021		06:09	1-1	1.000	0-0	.000	0-0	.000	2	0	2	2.8	1	2	1	0	0	2	2.3
SUNY Oneonta	12/11/2021		21:16	0-1	.000	0-0	.000	1-2	.500	0	1	1	2.6	5	0	0	2	0	1	2.1
UMass Lowell	01/02/2022		22:01	1-2	.500	0-0	.000	1-4	.250	2	2	4	2.7	3	0	2	3	1	3	2.2
at Albany (NY)	01/06/2022		08:38	0-0	.000	0-0	.000	0-0	.000	0	0	0	2.5	4	0	0	0	0	0	2.0
NJIT	01/08/2022		25:31	3-7	.429	0-0	.000	1-3	.333	2	2	4	2.6	3	0	1	0	0	7	2.4
at Maine	01/16/2022		02:01	0-1	.000	0-0	.000	0-0	.000	2	0	2	2.5	0	0	0	0	0	0	2.2
Stony Brook	01/19/2022		21:43	1-2	.500	0-0	.000	1-2	.500	2	2	4	2.6	4	1	0	2	0	3	2.3
at NJIT	01/22/2022		01:25	0-0	.000	0-0	.000	0-1	.000	0	0	0	2.5	1	0	0	0	0	0	2.1
Hartford	01/24/2022		08:55	2-2	1.000	0-0	.000	0-0	.000	1	1	2	2.4	2	0	0	0	0	4	2.3
at Hartford	01/26/2022		10:50	1-3	.333	0-0	.000	1-4	.250	3	1	4	2.5	1	0	0	0	0	3	2.3
UMBC	01/29/2022	*	21:00	2-3	.667	0-0	.000	2-6	.333	1	1	2	2.5	4	1	1	2	0	6	2.5
at Stony Brook	02/02/2022	*	33:41	1-1	1.000	0-0	.000	0-1	.000	1	6	7	2.7	1	1	0	1	1	2	2.5
Maine	02/05/2022	*	31:24	3-7	.429	0-0	.000	0-0	.000	4	5	9	3.1	2	3	2	0	1	6	2.7
at Vermont	02/09/2022	*	20:20	3-7	.429	0-0	.000	0-0	.000	2	3	5	3.1	1	0	0	0	0	6	2.8
New Hampshire	02/12/2022	*	28:19	1-2	.500	0-0	.000	0-2	.000	1	6	7	3.3	5	1	0	2	0	2	2.8
Albany (NY)	02/16/2022	*	09:01	0-0	.000	0-0	.000	0-0	.000	2	0	2	3.3	2	0	0	1	0	0	2.7
at UMass Lowell	02/19/2022	*	08:22	0-0	.000	0-0	.000	0-0	.000	0	1	1	3.2	0	0	0	1	0	0	2.5
Vermont	02/23/2022		01:50	0-0	.000	0-0	.000	0-0	.000	0	1	1	3.1	0	0	0	0	0	0	2.4
at UMBC	03/01/2022		15:19	1-1	1.000	0-0	.000	1-3	.333	1	1	2	3.0	4	0	0	1	0	3	2.5
at New Hampshire	03/06/2022		00:42	0-0	.000	0-0	.000	0-0	.000	0	0	0	2.9	0	0	0	0	0	0	2.4
at Vermont	03/09/2022		08:16	0-0	.000	0-0	.000	0-0	.000	0	0	0	2.8	1	0	0	1	0	0	2.3
Totals		**8**	**396:02**	**26-53**	**.491**	**0-0**	**.000**	**12-41**	**.293**	**33**	**46**	**79**	**2.8**	**66**	**10**	**13**	**19**	**10**	**64**	**2.3**

Player Averages

Games Played	Minutes/ game	Points/ game	FG Pct	3FG Pct	FT Pct	Rebounds/ game	Assists/ game	Turnovers/ game	Assist/Turnover ratio	Steals/ game	Blocks/ game
28	14.1	2.3	49.1	0.0	29.3	2.8	0.4	0.5	0.8	0.4	0.7

2021-22 IN REVIEW

IN THIS SECTION

2021-22 Flashback.....42
Statistics 43
Results/Leaders 44
Miscellaneous Stats.....45
The Last Time.....46
Game-by-Game Stats.....47
Box Scores 48-52

The Bearcats had a resurgent season that ended with a trip to the America East semifinals after the team was picked to finish last. Along the way, the Bearcats achieved the program's highest conference win total in 12 years and had a winning conference road record for the first time in 13 years.

The team produced a first-team all-conference selection (Jacob Falko) for the first time in 12 years, its first All-Defensive Team selection (Christian Hinckson) in four years and beat every team in the America East except the two championship finalists. Despite having to utilize 13 different starting lineups during the season, the team's depth resulted in six different players scoring 20 or more points in a game - second-most in the entire nation.

The Bearcats led the America East in rebounding and 3-point defense and ranked second in field goal percentage, defense and blocked shots. Of the team's losses, six were by five or fewer points or in overtime.

Binghamton reached the semifinals with a riveting 72-69 road win over third-seeded New Hampshire in the quarterfinals.

The team's uprising drew nearly 25,000 fans to the Events Center. In home conference games, BU drew an average of 2,023 fans, third-highest in the America East.

First-year head coach Levell Sanders garnered national attention when he was named as one of 15 finalists for the 2022 Joe B. Hall Award. The award is presented annually to the top first-year coach in Division I college basketball.

2021-22 NOTABLES

- Led America East in rebounding and 3-point defense
- Posted program's most conference wins in 12 years
- Upset No. 3 seed UNH on road to reach tournament semifinals for second time in last four years
- Junior guard **Jacob Falko** was named first team all-conference after averaging 15.4 ppg. in league play
- Junior forward **Christian Hinckson** was named to All-Defensive Team after averaging 7.6 rebounds (second in AE) and 1.1 blocks (4th in AE).
- Six different players scored 20 or more points in a game
- Head Coach **Levell Sanders** was named a finalist for the Joe B. Hall Award for top first year coach in NCAA

20-POINT PERFORMANCES

29, Jacob Falko @ Stony Brook (2-2-22)
29, Tyler Bertram @ Columbia (11-17-21)
28, Jacob Falko @ Albany (1-6-22)
26, Kellen Amos @ Sacred Heart (11-14-21)
22, Jacob Falko vs. Hartford (1-24-22)
22, Jacob Falko @ Maine (1-16-22)
21, Jacob Falko @ UNH (3-6-22)
21, John McGriff @ UMass Lowell (2-19-22)
21, Tyler Bertram vs. Albany (2-16-22)
21, Dan Petcash vs. Hartwick (11-28-21)
20, Christian Hinckson vs. Hartford (1-24-22)
20, Jacob Falko @ NJIT (1-22-22)
20, Jacob Falko vs. UMass Lowell (1-2-22)
20, Tyler Bertram vs. UMass Lowell (1-2-22)

10-REBOUND PERFORMANCES

14, Christian Hinckson @ UNH (2-26-22)
12, Christian Hinckson @ UNH (3-6-22)
12, Christian Hinckson vs. UMass Lowell (1-2-22)
11, Christian Hinckson vs. Stony Brook (1-19-22)
10, Dan Petcash @ UMBC (3-1-22)
10, Christian Hinckson @ NJIT (1-22-22)

DOUBLE-DOUBLES

Christian Hinckson vs. UMass Lowell (1-2-22)
• 11 points, 12 rebounds

Christian Hinckson vs. Stony Brook (1-19-22)
• 14 points, 11 rebounds

Christian Hinckson @ NJIT (1-22-22)
• 15 points, 10 rebounds

Game Records

Record	Overall	Home	Away	Neutral
ALL GAMES	12-17	5-8	7-9	0-0
CONFERENCE	8-10	3-6	5-4	0-0
NON-CONFERENCE	4-7	2-2	2-5	0-0

Score by Periods

Team	1st	2nd	OT	TOT
Binghamton	941	1013	8	1962
Opponents	978	989	16	1983

No.	Player				Total		3-Point		F-Throw		Rebounds											
		GP-GS	MIN	AVG	FG-FGA	FG%	3FG-3FGA	3FG%	FT-FTA	FT%	OFF	DEF	TOT	AVG	PF	DQ	A	TO	BLK	STL	PTS	AVG
3	FALKO, Jacob	27-24	825:04	30.6	140-306	.458	24-82	.293	45-57	.789	13	94	107	4.0	51	0	85	61	6	28	349	12.9
0	MCGRIFF, John	25-23	691:56	27.7	114-287	.397	20-59	.339	27-40	.675	18	62	80	3.2	51	1	66	52	0	21	275	11.0
23	BERTRAM, Tyler	29-18	737:30	25.4	87-229	.380	59-151	.391	28-35	.800	9	44	53	1.8	37	0	34	35	0	13	261	9.0
24	HINCKSON, Christian	29-22	803:59	27.7	77-175	.440	30-73	.411	44-58	.759	36	156	192	6.6	78	6	31	48	28	29	228	7.9
4	AMOS, Kellen	23-1	318:47	13.9	55-129	.426	22-66	.333	21-36	.583	5	50	55	2.4	21	0	23	32	12	9	153	6.7
11	PETCASH, Dan	21-13	532:22	25.4	50-102	.490	20-43	.465	16-18	.889	13	68	81	3.9	36	0	20	18	7	16	136	6.5
21	AKUWOVO, Ogheneyole	27-17	404:06	15.0	59-101	.584	0-0	.000	23-46	.500	40	63	103	3.8	51	0	8	30	24	8	141	5.2
10	TINSLEY, George	28-10	488:12	17.4	49-105	.467	13-43	.302	16-24	.667	39	61	100	3.6	13	0	26	19	4	13	127	4.5
2	BEAMER, Bryce	20-0	163:51	8.2	29-70	.414	14-41	.341	9-10	.900	11	15	26	1.3	23	1	3	3	1	8	81	4.1
1	HJALMARSSON, Hakon	22-5	247:57	11.3	35-84	.417	11-42	.262	6-8	.750	4	26	30	1.4	26	0	21	28	0	6	87	4.0
44	WILLIS, Yarden	24-4	183:51	7.7	25-45	.556	0-0	.000	8-12	.667	12	26	38	1.6	29	0	5	16	5	2	58	2.4
13	WHITE, Taveion	28-8	396:02	14.1	26-53	.491	0-0	.000	12-41	.293	33	46	79	2.8	66	3	10	13	19	10	64	2.3
30	HUTCHISON, Brett	5-0	09:21	1.9	0-1	.000	0-0	.000	1-2	.500	0	0	0	0.0	1	0	2	0	0	1	1	0.2
22	BRODSKY, Alex	6-0	11:17	1.9	0-5	.000	0-2	.000	1-2	.500	0	1	1	0.2	0	0	0	0	0	0	1	0.2
15	ATHUAI, Ador	5-0	10:45	2.1	0-0	.000	0-0	.000	0-0	.000	0	1	1	0.2	1	0	0	0	0	0	0	0.0
Team											45	54	99					11				
Total		**29**	**5825**		**746-1692**	**.441**	**213-602**	**.354**	**257-389**	**.661**	**278**	**767**	**1045**	**36.0**	**484**	**11**	**334**	**366**	**106**	**164**	**1962**	**67.7**
Opponents		**29**	**5825**		**721-1680**	**.429**	**206-625**	**.330**	**335-502**	**.667**	**285**	**738**	**1023**	**35.3**	**417**	**3**	**310**	**322**	**98**	**193**	**1983**	**68.4**

Team Statistics

	BINGHA	OPP
Scoring	**1962**	**1983**
Points per game	67.7	68.4
Scoring margin	-0.7	-
Field goals-att	**746-1692**	**721-1680**
Field goal pct	.441	.429
3 point fg-att	**213-602**	**206-625**
3-point FG pct	.354	.330
3-pt FG made per game	7.3	7.1
Free throws-att	**257-389**	**335-502**
Free throw pct	.661	.667
F-Throws made per game	8.9	11.6
Rebounds	**1045**	**1023**
Rebounds per game	36.0	35.3
Rebounding margin	+0.8	-
Assists	**334**	**310**
Assists per game	11.5	10.7
Turnovers	**366**	**322**
Turnovers per game	12.6	11.1
Turnover margin	-1.5	-
Assist/turnover ratio	0.9	1.0
Steals	**164**	**193**
Steals per game	5.7	6.7
Blocks	**106**	**98**
Blocks per game	3.7	3.4
Winning streak	**0**	**-**
Home win streak	0	-
Attendance	**24907**	**27669**
Home games-Avg/Game	13-1916	16-1729
Neutral site-Avg/Game	-	0-0

Team Results

Date	Opponent		Score	Att.
11/09/2021	Cornell	L	69-76	2141
11/14/2021	at Sacred Heart	W	72-60	873
11/17/2021	at Columbia	Lot	77-85	630
11/20/2021	at UConn	L	63-87	9335
11/28/2021	Hartwick	W	110-41	1536
12/01/2021	at Saint Joseph's	L	57-79	1170
12/04/2021	at Boston U.	L	63-68	731
12/08/2021	Marist	L	51-64	1328
12/11/2021	SUNY Oneonta	W	79-55	1691
01/02/2022	UMass Lowell	W	68-63	1202
01/06/2022	at Albany (NY)	W	88-79	1067
01/08/2022	NJIT	L	56-67	1658
01/16/2022	at Maine	W	73-65	575
01/19/2022	Stony Brook	L	71-74	1201
01/22/2022	at NJIT	W	68-57	314
01/24/2022	Hartford	W	74-64	1525
01/26/2022	at Hartford	L	60-72	289
01/29/2022	UMBC	L	68-70	2113
02/02/2022	at Stony Brook	W	77-61	2476
02/05/2022	Maine	W	69-60	2241
02/09/2022	at Vermont	L	51-82	2124
02/12/2022	New Hampshire	L	60-69	2581
02/16/2022	Albany (NY)	L	67-68	3835
02/19/2022	at UMass Lowell	W	78-64	1483
02/23/2022	Vermont	L	49-66	1855
02/26/2022	at New Hampshire	L	62-66	747
03/01/2022	at UMBC	L	68-78	2712
03/06/2022	at New Hampshire	W	72-69	853
03/09/2022	at Vermont	L	42-74	2290

SCHEDULE/RESULTS/LEADERS

Record	Overall	Home	Away	Neutral
ALL GAMES	12-17	5-8	7-9	0-0
CONFERENCE	8-10	3-6	5-4	0-0
NON-CONFERENCE	4-7	2-2	2-5	0-0

Team Results

Date	Opponent		Score	Att.	High Points	High Rebounds
11/09/2021	Cornell	L	69-76	2141	(16) MCGRIFF, John	(8) AKUWOVO, Ogheneyole
11/14/2021	at Sacred Heart	W	72-60	873	(26) AMOS, Kellen	(7) AKUWOVO, Ogheneyole
11/17/2021	at Columbia	Lot	77-85	630	(29) BERTRAM, Tyler	(6) HINCKSON, Christian
11/20/2021	at UConn	L	63-87	9335	(15) BERTRAM, Tyler	(5) AKUWOVO, Ogheneyole
						(5) TINSLEY, George
						(5) WILLIS, Yarden
11/28/2021	Hartwick	W	110-41	1536	(21) PETCASH, Dan	(6) HINCKSON, Christian
12/01/2021	at Saint Joseph's	L	57-79	1170	(14) MCGRIFF, John	(6) WHITE, Taveion
12/04/2021	at Boston U.	L	63-68	731	(18) HJALMARSSON, Hakon	(4) PETCASH, Dan
12/08/2021	Marist	L	51-64	1328	(10) HINCKSON, Christian	(9) HINCKSON, Christian
					(10) AKUWOVO, Ogheneyole	(9) AKUWOVO, Ogheneyole
12/11/2021	SUNY Oneonta	W	79-55	1691	(15) HJALMARSSON, Hakon	(9) TINSLEY, George
					(15) TINSLEY, George	
					(15) FALKO, Jacob	
01/02/2022	UMass Lowell	W	68-63	1202	(20) BERTRAM, Tyler	(12) HINCKSON, Christian
					(20) FALKO, Jacob	
01/06/2022	at UAlbany	W	88-79	1067	(28) FALKO, Jacob	(7) HINCKSON, Christian
01/08/2022	NJIT	L	56-67	1658	(11) FALKO, Jacob	(8) HINCKSON, Christian
01/16/2022	at Maine	W	73-65	575	(22) FALKO, Jacob	(7) HINCKSON, Christian
01/19/2022	Stony Brook	L	71-74	1201	(14) HINCKSON, Christian	(11) HINCKSON, Christian
01/22/2022	at NJIT	W	68-57	314	(20) FALKO, Jacob	(10) HINCKSON, Christian
01/24/2022	Hartford	W	74-64	1525	(22) FALKO, Jacob	(11) TINSLEY, George
01/26/2022	at Hartford	L	60-72	289	(15) TINSLEY, George	(8) TINSLEY, George
01/29/2022	UMBC	L	68-70	2113	(16) FALKO, Jacob	(8) FALKO, Jacob
02/02/2022	at Stony Brook	W	77-61	2476	(29) FALKO, Jacob	(9) HINCKSON, Christian
02/05/2022	Maine	W	69-60	2241	(18) FALKO, Jacob	(9) WHITE, Taveion
02/09/2022	at Vermont	L	51-82	2124	(14) FALKO, Jacob	(5) AKUWOVO, Ogheneyole
						(5) WHITE, Taveion
02/12/2022	New Hampshire	L	60-69	2581	(13) FALKO, Jacob	(8) HINCKSON, Christian
02/16/2022	UAlbany	L	67-68	3835	(21) BERTRAM, Tyler	(6) HINCKSON, Christian
02/19/2022	at UMass Lowell	W	78-64	1483	(21) MCGRIFF, John	(7) AKUWOVO, Ogheneyole
02/23/2022	Vermont	L	49-66	1855	(16) MCGRIFF, John	(8) PETCASH, Dan
						(8) MCGRIFF, John
02/26/2022	at New Hampshire	L	62-66	747	(15) HINCKSON, Christian	(14) HINCKSON, Christian
03/01/2022	at UMBC	L	68-78	2712	(15) HINCKSON, Christian	(10) PETCASH, Dan
					(15) MCGRIFF, John	
03/06/2022	at New Hampshire	W	72-69	853	(21) FALKO, Jacob	(12) HINCKSON, Christian
03/09/2022	at Vermont	L	42-74	2290	(13) FALKO, Jacob	(5) FALKO, Jacob

At home	5-8
On the road	7-9
Winning the opening tip	6-6
Losing the opening tip	6-11
Leading with 5:00 remaining in reg.	11-2
Trailing with 5:00 remaining in reg.	1-14
Tied with 5:00 remaining in reg.	0-1
Leading at the half	10-3
Trailing at the half	2-11
Tied at the half	0-3
Game goes to overtime	0-1
Game decided by 1-3 points	1-3
Game decided by 4-5 points	1-2
Game decided by 6-10 points	4-4
Game decided by 11-19 points	4-4
Game decided by 20+ points	2-4
Bing. outscores opponent in 2nd half	12-3
Opp. outscores Bing. in 2nd half	0-13
Scoring tied in 2nd half	0-1
One or fewer player in double figures	0-4
Two players in double figures	2-5
Three players in double figures	4-7
Four players in double figures	5-0
Five or more players in double figures	1-1
Bing. starters outscore opp. starters	6-2
Opp. starters outscore Bing. starters	5-14
Starters scoring is tied	0-1
Bing. bench outscores opp. bench	10-8
Opp. bench outscores Bing. bench	2-9
Bench scoring is tied	0-0
Outshooting its opponent (FG%)	12-6
Outshot by opponent (FG%)	0-11
Outshooting its opponent (3-pt.%)	9-5
Outshot by opponent (3-pt.%)	3-12
3-pt. FG is tied	0-0
Outshooting its opponent (FT%)	8-4
Outshot by opponent (FT%)	2-13
FT% is tied	2-0
Bing. shoots 50% or better	5-1
Bing. shoots 45-49.9%	4-1
Bing. shoots 40-44.9%	3-5
Bing. shoots under 40%	0-10
Opponent shoots 50% or better	0-2
Opponent shoots 45-49.9%	2-8
Opponent shoots 40-44.9%	5-4
Opponent shoots under 40%	5-3
Bing. scores 90+ pts.	1-0
Bing. scores 80-89 pts.	1-0
Bing. scores 70-79 pts.	6-2
Bing. scores 60-69 pts.	3-9
Bing.scores 50-59 pts.	0-4
Bing.scores 49 pts. or less	0-2
Opp. scores 90+ pts.	0-0
Opp. scores 80-89 pts.	0-3
Opp. scores 70-79 pts.	1-7
Opp. scores 60-69 pts.	8-7
Opp. scores 50-59 pts.	2-0
Opp. scores 40-49 pts.	1-0
Outrebound opponent	9-4
Outrebounded by opponent	3-13
Rebounding tied	0-0
Commit fewer turnovers	2-2
Commit more turnovers	9-12
Turnovers are tied	1-2
When coming off a win	4-8
When coming off a loss	8-9
In November	2-3
In December	1-3
In January	5-4
In February	3-5
In March	1-2
On Sunday	4-0
On Monday	1-0
On Tuesday	0-2
On Wednesday	1-9
On Thursday	1-0
On Friday	0-0
On Saturday	5-6
vs. America East	8-10
vs. Atlantic 10 (St. Joseph's)	0-1
vs. BIG EAST (UConn)	0-1
vs. Ivy League (Columbia, Cornell)	0-2
vs. MAAC (Marist, Niagara)	0-1
vs. Northeast (Sacred Heart)	1-0
vs. Patriot League (Boston Univ.)	0-1
vs. Div. III (Elmira, Hartwick, Oneonta)	2-0

GAMES SCORING IN DOUBLE FIGURES (SEASON-CAREER)

Jacob Falko	17-17
John McGriff	16-16
Tyler Bertram	12-15
Christian Hinckson	10-10
Kellen Amos	6-6
Ogheneyole Akuwovo	5-9
Dan Petcash	5-9
George Tinsley	4-24
Hakon Hjalmarsson	3-6
Bryce Beamer	3-4
Yarden Willlis	1-2

GAMES REBOUNDING IN DOUBLE FIGURES (SEASON-CAREER)

Christian Hinckson	5-5
George Tinsley	0-9
Bryce Beamer	0-1
Dan Petcash	1-2

DOUBLE-DOUBLES (SEASON-CAREER)

Christian Hinckson	4-4
George Tinsley	0-6
Bryce Beamer	0-1

GAMES SCORING 20+ POINTS (SEASON-CAREER)

Jacob Falko	7-7
Tyler Bertram	3-3
George Tinsley	0-3
John McGriff	1-1
Christian Hinckson	1-1
Kellen Amos	1-1
Bryce Beamer	0-1
Dan Petcash	0-1

BU STARTING LINEUP BY RECORD

McGriff-Falko-Petcash-Hinckson-White	3-3
McGriff-Bertram-Falko-Hinckson-Willis	2-1
Hjalmarsson-Bertram-Falko-Hinckson-Akuwovo	2-1
McGriff-Bertram-Falko-Tinsley-Akuwovo	2-3
McGriff-Falko-Petcash-Hinckson-Akuwovo	1-2
McGriff-Bertram-Falko-Hinckson-Akuwovo	1-1
McGriff-Bertram-Hinckson-Tinsley-Akuwovo	1-0
McGriff-Bertram-Petcash-Hinckson-Akuwovo	0-1
McGriff-Petcash-Hinckson-Tinsley-Akuwovo	0-1
Amos-Falko-Petcash-Hinckson-White	0-1
Hjamarsson-Bertram-Hinckson-Tinsley-Akuwovo	0-1
Hjalmarsson-Bertram-Petcash-Tinsley-White	0-1
McGriff-Bertram-Falko-Tinsley-Willis	0-1

2021-22 STARTERS VS. BENCH SCORING

	BINGHAMTON			OPPONENT		
GAME	TOT	STAR	BNCH	TOT	STAR	BNCH
CORNELL	69	46	23	76	56	20
@ Sacred Heart	72	38	34	60	44	16
@ Columbia	77	64	13	85	40	45
@ UConn	63	46	17	87	46	41
HARTWICK	110	37	73	41	27	14
@ St. Joseph's	57	27	30	79	52	27
@ Boston University	63	45	18	68	59	9
MARIST	64	38	26	51	29	22
ONEONTA	79	34	45	55	36	19
UMASS LOWELL	68	51	17	63	36	27
@ Albany	88	62	26	79	69	10
NJIT	56	33	23	67	56	11
@ Maine	73	67	6	65	32	33
STONY BROOK	71	50	21	74	36	38
@ NJIT	68	56	12	57	46	11
HARTFORD	74	56	18	64	52	12
@ Hartford	60	18	42	72	57	15
UMBC	68	52	16	70	64	6
@ Stony Brook	77	60	17	61	50	11
MAINE	69	38	31	60	58	2
@ Vermont	51	29	22	82	52	30
NEW HAMPSHIRE	60	36	24	69	56	13
ALBANY	67	35	32	68	63	5
@ UMass Lowell	78	58	20	64	51	13
VERMONT	49	35	14	66	41	25
@ New Hampshire	62	40	20	66	47	19
@ UMBC	68	59	9	78	63	15
$ @ New Hampshire	72	51	21	69	56	13
$$ @ Vermont	42	34	7	74	50	24

NUMBER OF TIMES LEADING THE TEAM 2021-22

Player	Points	Rebs.	Assists	Steals	Blocks	Minutes
Akuwovo	1	4			7	
Amos	1		1	2	1	
Athuai						
Beamer				2		
Bertram	4		2	2		4
Falko	13	2	11	1		11
Hinckson	3	15	2	6	6	4
Hjalmarsson	1		3	1		
McGriff	4	1	9	3	1	3
Petcash	1	2	1	1		2
Tinsley	2	3	4	2		1
White		2	1		7	
Willis		1			1	

A BINGHAMTON PLAYER...

Scored at least 40 points in a game
Sam Sessoms, 40 vs. Boston Univ. (ot) (12-7-19)

Scored at least 45 points in a game
Tom Gomulka, 45 vs. Geneseo (12-13-69) (school record)

Scored at least 25 points in a half
Sam Sessoms, 30 vs. UNH (2-29-20) (second half)

Had at least 15 rebounds in a game
Pierre Sarr, 15 at Loyola (12-1-19)

Had at least 20 rebounds in a game
Todd Jost, 25 vs. Hartwick (2-14-89)

Had at least 10 assists in a game
Timmy Rose, 10 vs. Ave Maria (11-22-16)

Had at least 5 blocks in a game
Chancellor Barnard, 7 vs. UMass Lowell (1-23-19)

Had at least 5 steals in a game
Sam Sessoms, 6, vs. Hartwick (12-29-19)

Made at least 10 field goals in a game
Jacob Falko, (11-20) at Stony Brook (2-2-22)

Was 1.000 From the field (min. 10 Attempts)
Thomas Bruce, (10-10) vs. Hartwick (11-26-17)

Made at least 5 three-pointers in a game
Tyler Bertram, (5-7) vs. Albany (2-16-22)

Made at least 15 free throws in a game
Jordan Reed (17-21), vs. Vermont (3-2-14)

Recorded a triple double
Chris Jackey vs. Plattsburgh (2-10-90)
19 Points, 10 rebounds, 10 assists
(Only triple double in school history)

CONSECUTIVE double-doubles
Sam Sessoms, two in a row from 11-16-19 to 11-20-19

CONSECUTIVE games with double-digit rebounds
Pierre Sarr, four in a row from 11-23-19 to 12-4-19

BINGHAMTON AS A TEAM...

Scored at least 100 points
110, vs. Hartwick (11-18-21)

Allowed at least 100 points
103, vs. Syracuse (11-18-01)

Had at least 50 rebounds
52 vs. Maine (2-16-13)

Had at least 60 rebounds
62, vs. Millersville (2-7-01)

Had at least 20 assists
23, at Albany (1-6-22)

Had at least 10 blocks
10, vs. Misericordia (11-12-18)

Had at least 15 steals
15, vs. Hartwick (11-18-21)

Had at least 20 steals
23, vs. Practical Bible (11-17-98)

Made at least 40 field goals
45, vs. Hartwick (11-18-21)

Shot at least 60% from the field
65.2, vs. Hartwick (11-18-21) (45-for-69)

Made at least 15 three-pointers
15, at UMBC (12-28-20)

Played an overtime game
Lost at Columbia, 85-77 (11/17/21)

Scored at least 60 points in a half
62 vs. Hartwick (12-29-19) (second half)

Won by 50 points
Defeated Hartwick 110-41 (69 pts.)

Lost by 50 points
Lost at No. 1 Michigan State 100-47 (11-10-19)

STARTING LINEUPS

OPPONENT	GUARD	GUARD	WING	FORWARD	CENTER	RESULT	STARTERS RECORD	BU RECORD
CORNELL	McGriff	Bertram	Falko	Tinsley	Akuwovo	L 69-76	0-1	0-1
@ Sacred Heart	McGriff	Bertram	Falko	Tinsley	Akuwovo	W 72-60	1-1	1-1
@ Columbia	McGriff	Bertram	Falko	Tinsley	Akuwovo	L 77-85 (ot)	1-2	1-2
@ UConn	McGriff	Bertram	Falko	Tinsley	Akuwovo	L 63-87	1-3	1-3
HARTWICK	McGriff	Bertram	Falko	Tinsley	Akuwovo	W 110-41	2-3	2-3
@ St. Joseph's	McGriff	Bertram	Falko	Tinsley	Willis	L 57-79	0-1	2-4
@ Boston University	Hjalmarsson	Bertram	Petcash	Tinsley	White	L 63-68	0-1	2-5
MARIST	Hjalmarsson	Bertram	Hinckson	Tinsley	Akuwovo	L 51-64	0-1	2-6
ONEONTA	McGriff	Bertram	Hinckson	Tinsley	Akuwovo	W 79-55	1-0	3-6
UMASS LOWELL	Hjalmarsson	Bertram	Falko	Hinckson	Akuwovo	W 68-63	1-0	4-6, 1-0 AE
@ Albany	Hjalmarsson	Bertram	Falko	Hinckson	Akuwovo	W 88-79	2-0	5-6, 2-0 AE
NJIT	Hjamarsson	Bertram	Falko	Hinckson	Akuwovo	L 56-67	2-1	5-7, 2-1 AE
@ Maine	McGriff	Bertram	Falko	Hinckson	Akuwovo	W 73-65	1-0	6-7, 3-1 AE
STONY BROOK	McGriff	Bertram	Falko	Hinckson	Akuwovo	L 71-74	1-1	6-8, 3-2 AE
@ NJIT	McGriff	Bertram	Falko	Hinckson	Willis	W 68-57	1-0	7-8, 4-2 AE
HARTFORD	McGriff	Bertram	Falko	Hinckson	Willis	W 74-64	2-0	8-8, 5-2 AE
@ Hartford	McGriff	Bertram	Falko	Hinckson	Willis	L 60-72	2-1	8-9, 5-3 AE
UMBC	McGriff	Falko	Petcash	Hinckson	White	L 68-70	0-1	8-10, 5-4 AE
@ Stony Brook	McGriff	Falko	Petcash	Hinckson	White	W 77-61	1-1	9-10, 6-4 AE
MAINE	McGriff	Falko	Petcash	Hinckson	White	W 69-60	2-1	10-10, 7-4 AE
@ Vermont	Amos	Falko	Petcash	Hinckson	White	L 51-82	0-1	10-11, 7-5 AE
NEW HAMPSHIRE	McGriff	Falko	Petcash	Hinckson	White	L 60-69	2-2	10-12, 7-6 AE
ALBANY	McGriff	Falko	Petcash	Hinckson	White	L 67-68	2-3	10-13, 7-7 AE
@ UMass Lowell	McGriff	Falko	Petcash	Hinckson	White	W 78-64	3-3	11-13, 8-7 AE
VERMONT	McGriff	Falko	Petcash	Hinckson	Akuwovo	L 49-66	0-1	11-14, 8-8 AE
@ New Hampshire	McGriff	Petcash	Hinckson	Tinsley	Akuwovo	L 62-66	0-1	11-15, 8-9 AE
@ UMBC	McGriff	Bertram	Petcash	Hinckson	Akuwovo	L 78-68	0-1	11-16, 8-10 AE
$ @ New Hampshire	McGriff	Falko	Petcash	Hinckson	Akuwovo	W 72-69	1-1	12-16
$@ Vermont	McGriff	Falko	Petcash	Hinckson	Akuwovo	L 42-74	1-2	12-17

$ AE Quarterfinals
$$ AE Semifinals

GAME-BY-GAME LEADERS

Opponent	Points	Rebounds	Assists	Steals	Blocks	Minutes	Result
CORNELL	McGriff (16)	Akuwovo (8)	McGriff (4)	Tinsley (3)	White (1)	Falko (39)	L 69-76
@ Sacred Heart	Amos (26)	Akuwovo (7)	Amos (3)	Six with (1)	Three with (1)	Falko (39)	W 72-60
@ Columbia	Bertram (29)	Hinckson (6)	Falko/Tinsley (5)	Falko/Tinsley (2)	Akuwovo (2)	Bertram (41)	L 77-85 (ot)
@ UConn	Bertram (15)	Three with (5)	McGriff (5)	Bertram (2)	Willis (2)	Bertram (30)	L 63-87
HARTWICK	Petcash (21)	Hinckson (6)	Three with (4)	McGriff (3)	Three with (1)	Hinckson (22)	W 110-41
@ St. Joseph's	McGriff (14)	White (6)	Tinsley/Hjalmarsson (2)	Falko (3)	White (2)	Falko (25)	L 57-79
@ Boston University	Hjalmarsson (18)	Petcash (4)	Hjalmarsson/Bertram (3)	Hjalmarsson (2)	Akuwovo (3)	Petcash (35)	L 63-68
MARIST	Akuwovo/Hinckson (10)	Akuwovo/Hinckson (9)	White/Tinsley (2)	Two with (1)	Akuwovo (3)	Hinckson (29)	L 51-64
ONEONTA	Tinsley/Falko/Hjalmarsson (15)	Tinsley (9)	Hjalmarsson (4)	Hinckson (2)	White (2)	Tinsley (30)	W 79-55
UMASS LOWELL	Bertram/Falko (20)	Hinckson (12)	Falko (5)	Four with (1)	White (3)	Bertram (39)	W 68-63
@ Albany	Falko (28)	Hinckson (7)	Falko (8)	Four with (1)	Hinckson (2)	Bertram (40)	W 88-79
NJIT	Falko (11)	Hinckson (8)	Three with (2)	Four with (1)	AMos/Hinckson (2)	Falko (32)	L 56-67
@ Maine	Falko (22)	Hinckson (7)	McGriff/Bertram (3)	Falko (2)	Hinckson (3)	Falko (40)	W 73-65
STONY BROOK	Hickson (14)	Hinckson (11)	Falko (5)	McGriff/Amos (1)	White (2)	Hinckson (38)	L 71-74
@ NJIT	Falko (20)	Hinckson (10)	McGriff (5)	Hinckson (4)	Hickson (2)	Hinckson (38)	W 68-57
HARTFORD	Falko (22)	Hinckson (9)	Falko (5)	Petcash (3)	Three with (1)	Falko (38)	W 74-64
@ Hartford	Tinsley (15)	Tinsley (8)	Falko (6)	Beamer (2)	Hinckson/Amos (1)	Falko (33)	L 60-72
UMBC	Falko (16)	Falko (8)	Falko (4)	Four with (1)	Awuwovo (3)	Petcash (39)	L 68-70
@ Stony Brook	Falko (29)	Hinckson (9)	Falko (5)	Falko (3)	Three with (1)	Falko (35)	W 77-61
MAINE	Falko (18)	White (9)	Three with (3)	Bertram (3)	Akuwovo (1)	Falko (38)	W 69-60
@ Vermont	Falko (14)	White/Akuwovo (5)	Falko (3)	Falko (3)	Three with (1)	Hinckson (30)	L 51-82
NEW HAMPSHIRE	Falko (13)	Hinckson (8)	McGriff (5)	Three with (1)	White (2)	McGriff (34)	L 60-69
ALBANY	Bertram (21)	Hinckson (6)	Falko (5)	Hinckson (2)	Akuwovo (2)	Falko (38)	L 67-68
@ UMass Lowell	McGriff (21)	Akuwovo (7)	Hinckson (4)	Amos/Hinckson (2)	Akuwovo (2)	Petcash (34)	W 78-64
VERMONT	McGriff (16)	Petcash/McGriff (8)	McGriff (3)	Hinckson (3)	Hinckson (3)	McGriff (35)	L 49-66
@ New Hampshire	Hinckson (15)	Hinckson (14)	Petcash (3)	Three with (2)	Amos (2)	Hinckson (38)	L 62-66
@ UMBC	McGriff/Hinckson (15)	Petcash (10)	McGriff (4)	McGriff (3)	White/Akuwovo (1)	McGriff (37)	L 78-68
$@ New Hampshire	Falko (21)	Hinckson (12)	McGriff (6)	McGriff/Beamer (2)	Hinckson (2)	McGriff (36)	W 72-69
$$ @ Vermont	Falko (13)	Falko (5)	Falko (2)	Falko/Hinckson (1)	Five with (1)	Falko (32)	L 42-74

$ AE Quarterfinals

$$ AE Semifinals

2021-22 BOX SCORES

GAME ONE

Cornell 76, Binghamton 69

Nov. 9 • Dr. Bai Lee Court, Events Center • Vestal, N.Y.

Official Basketball Box Score - Final

Cornell at Binghamton

11/09/21 Events Center, Vestal

2021-22 Men's Basketball

Game Time: 7:[illegible] PM
Game Duration: 2:10
Attendance: 2,141

Officials: [illegible]

Cornell - 76 Record: 1-0

NO.	Name		Min	FG M-A	3P M-A	FT M-A	OR	DR	TOT	PF	FD	TP	AS	TO	ST	BS	BA	+/-
12	Kobe Dickson	F	29:53	1-3	0-0	1-2	0	4	4	2	2	3	4	4	3	1	0	6
23	Jordan Jones	F	26:04	7-11	4-7	2-2	1	2	3	2	2	20	1	2	1	0	1	5
4	Greg Dolan	G	28:54	4-10	0-2	1-1	1	2	3	3	1	9	4	2	2	0	0	6
13	Sarju Patel	G	18:40	3-5	0-1	1-3	1	3	4	0	3	7	0	0	0	0	0	5
30	Chris Manon	G	22:16	5-12	0-3	7-12	1	6	7	3	7	17	0	0	2	0	0	15
15	Keller Boothby		14:38	0-3	0-3	1-2	0	4	4	0	1	1	0	0	0	0	0	2
20	Sean Hansen		08:26	1-3	0-2	1-2	1	1	2	0	1	3	0	1	1	0	0	3
25	Dean Noll		16:57	3-5	0-1	1-2	1	0	1	3	4	7	0	2	2	0	0	2
0	Evan Williams		08:49	0-0	0-0	1-2	1	1	2	1	1	1	0	2	1	0	0	-5
5	Nazir Williams		12:07	1-1	0-0	2-2	0	3	3	2	1	4	1	0	0	0	0	2
24	Max Samberg		01:55	0-0	0-0	0-0	0	0	0	0	0	0	0	0	0	0	0	-1
31	Isaiah Gray		09:49	2-4	0-1	0-2	0	2	2	1	1	4	0	1	0	0	0	-5
2	Marcus Filien		01:32	0-0	0-0	0-0	0	1	1	0	0	0	0	0	0	0	0	0
	Team						1	3	4			0		1				
	Totals			27-57	4-20	18-32	8	32	40	17	24	76	10	15	12	1	1	7

Technical Fouls::NONE

Shooting By Period			
1st	FG%	16-32	50.0%
	3PT%	3-10	30.0%
	FT%	2-4	50%
2nd	FG%	11-25	44.0%
	3PT%	1-10	10.0%
	FT%	16-28	57.1%
GM	FG%	27-57	47.4%
	3PT%	4-20	20.0%
	FT%	18-32	56.3%

Dead Ball Rebounds: 0, 0

Binghamton - 69 Record: 0-1

NO.	Name		Min	FG M-A	3P M-A	FT M-A	OR	DR	TOT	PF	FD	TP	AS	TO	ST	BS	BA	+/-
10	George Tinsley	F	22:42	3-7	1-4	1-3	2	2	4	0	1	8	1	1	3	0	0	-6
21	Ogheneyole Akuwovo	F	17:49	2-2	0-0	0-0	3	5	8	4	0	4	1	2	0	0	0	-4
0	John McGriff	G	20:37	8-17	0-2	0-1	3	1	4	4	1	16	5	2	1	0	1	-1
3	Jacob Falko	G	39:08	6-13	0-4	1-2	1	2	3	2	4	13	0	8	0	0	0	-5
23	Tyler Bertram	G	28:36	1-8	1-7	2-3	0	5	5	3	3	5	2	2	1	0	0	-15
13	Taveion White		17:39	0-0	0-0	0-3	3	4	7	4	2	0	0	1	1	1	0	-4
24	Christian Hinckson		20:53	1-6	1-5	0-0	0	4	4	2	2	3	0	1	0	0	0	2
2	Bryce Beamer		18:24	4-9	2-7	3-3	3	2	5	4	4	13	0	0	2	0	0	-4
4	Kellen Amos		10:54	3-9	1-6	0-0	1	1	2	1	0	7	0	1	0	0	0	3
44	Yarden Willis		03:18	0-0	0-0	0-0	0	0	0	0	0	0	0	0	0	0	0	-1
	Team						1	2	3			0		0				
	Totals			28-71	6-35	7-15	17	28	45	24	17	69	9	18	8	1	1	-7

Technical Fouls::NONE

Shooting By Period			
1st	FG%	14-31	45.2%
	3PT%	2-12	16.7%
	FT%	2-7	28.6%
2nd	FG%	14-40	35.0%
	3PT%	4-23	17.4%
	FT%	5-8	62.5%
GM	FG%	28-71	39.4%
	3PT%	6-35	17.1%
	FT%	7-15	46.7%

Dead Ball Rebounds: 2, 0

	CORNEL	BING
Biggest lead	10 (1st 9:45)	0 (1st 20:00)
Best Scoring Run	6(1st 8:45)	5(1st 8:27)
Lead Changes	0	
Times Tied	2	
Time with Lead	38:27	00:00

Points from	CORNEL	BING
Turnovers	21	19
Paint	42	34
Second Chance	6	14
Fast Breaks	18	10
Bench	20	23

Period by Period Scoring	1st	2nd	TOT
CORNEL	37	39	76
BING	32	37	69

GAME TWO

Binghamton 72, Sacred Heart 60

Nov. 14 • William H. Pitt Center • Fairfield, Conn.

Official Basketball Box Score - Final

Binghamton at Sacred Heart

11/14/21 William H. Pitt Center, Fairfield

2021-22 Men's Basketball

Game Time: 1:[illegible] PM
Game Duration: 1:[illegible]
Attendance: [illegible]

Officials: [illegible]

Binghamton - 72 Record: 1-1

NO.	Name		Min	FG M-A	3P M-A	FT M-A	OR	DR	TOT	PF	FD	TP	AS	TO	ST	BS	BA	+/-
10	George Tinsley	F	20:12	2-3	0-1	2-2	1	1	2	0	1	6	1	2	0	0	0	3
21	Ogheneyole Akuwovo	F	18:39	3-6	0-0	1-1	2	5	7	3	2	7	0	0	1	1	0	8
0	John McGriff	G	37:04	7-17	1-2	0-0	1	5	6	0	1	15	2	0	1	0	2	15
3	Jacob Falko	G	39:12	3-8	2-5	0-0	1	4	5	2	3	8	2	2	1	1	1	14
23	Tyler Bertram	G	18:04	1-3	0-2	0-0	1	1	2	4	1	2	0	1	0	0	0	-12
13	Taveion White		08:00	1-3	0-0	0-2	1	0	1	5	2	2	0	2	1	0	0	7
12	Christian Hinckson		18:59	1-1	1-1	0-0	0	2	2	4	1	3	0	1	1	0	0	11
44	Yarden Willis		11:07	0-1	0-0	0-0	0	2	2	3	2	0	0	1	0	0	0	1
1	Hakon Hjalmarsson		06:04	1-1	1-1	0-0	0	0	0	0	0	3	0	0	0	0	0	-2
4	Kellen Amos		22:39	10-13	5-8	1-2	0	2	2	1	2	26	3	2	1	1	0	15
	Team						0	0	0			0		3				
	Totals			29-56	10-20	4-7	7	22	29	22	15	72	8	14	6	3	3	12

Technical Fouls::NONE

Shooting By Period			
1st	FG%	14-31	45.2%
	3PT%	5-11	45.5%
	FT%	0-0	0%
2nd	FG%	15-25	60.0%
	3PT%	5-9	55.6%
	FT%	4-7	57.1%
GM	FG%	29-56	51.8%
	3PT%	10-20	50.0%
	FT%	4-7	57.1%

Dead Ball Rebounds: 3, 3

Sacred Heart - 60 Record: 1-[illegible]

NO.	Name		Min	FG M-A	3P M-A	FT M-A	OR	DR	TOT	PF	FD	TP	AS	TO	ST	BS	BA	+/-
21	Bryce Johnson	F	22:15	2-3	0-1	2-4	1	4	5	3	2	6	0	4	0	1	0	-1
45	Nico Galette	F	25:41	2-6	0-2	0-1	3	3	6	2	2	4	2	1	0	0	0	1
3	Mike Sixsmith	G	34:22	3-9	2-6	2-2	0	3	3	1	4	10	1	2	1	0	0	-8
12	Joey Reilly	G	28:09	1-5	1-2	0-0	0	1	1	4	2	3	2	1	0	0	0	-8
22	Tyler Thomas	G	36:48	8-18	2-7	5-5	3	3	6	2	4	23	1	3	1	1	2	-9
4	Alex Watson		26:19	2-4	0-1	6-8	0	0	0	1	5	10	0	2	2	0	0	-10
5	Zach Pfaffenberger		10:18	0-0	0-0	0-0	0	2	2	1	0	0	0	1	0	1	0	-7
25	Tanner Thomas		09:02	0-3	0-0	0-0	1	2	3	0	2	0	0	0	0	0	0	-11
30	Cantavio Dutreil		07:06	1-2	0-0	2-4	0	1	1	1	1	4	0	0	0	0	1	-7
	Team						0	0	0			0		0				
	Totals			19-50	5-19	17-24	8	19	27	15	22	60	6	14	4	3	3	-12

Technical Fouls::NONE

Shooting By Period			
1st	FG%	9-25	36.0%
	3PT%	4-8	50.0%
	FT%	6-8	75%
2nd	FG%	10-25	40.0%
	3PT%	1-11	9.1%
	FT%	11-16	68.8%
GM	FG%	19-50	38.0%
	3PT%	5-19	26.3%
	FT%	17-24	70.8%

Dead Ball Rebounds: 0, 1

	BING	SHU
Biggest lead	21 (2nd 5:23)	6 (1st 5:26)
Best Scoring Run	16(2nd 18:55)	10(2nd 2:47)
Lead Changes	3	
Times Tied	1	
Time with Lead	20:57	16:56

Points from	BING	SHU
Turnovers	18	18
Paint	26	24
Second Chance	11	7
Fast Breaks	9	9
Bench	34	14

Period by Period Scoring	1st	2nd	TOT
BING	33	39	72
SHU	28	32	60

GAME THREE

Columbia 85, Binghamton 77 (ot)

Nov. 17 • Schiller Court at Levien Gymnasium • New York, N.Y.

Official Basketball Box Score - Final

Binghamton at Columbia

11/17/21 Levien Gym, New York

2021-22 Men's Basketball

Game Time: 7:00 PM
Game Duration: 2:17
Attendance: 630

Officials: Michael Luckie, Andrew Maira, Ed Corliss

Binghamton - 77 Record: 1-2

NO.	Name		Min	FG M-A	3P M-A	FT M-A	OR	DR	TOT	PF	FD	TP	AS	TO	ST	BS	BA	+/-
10	George Tinsley	F	30:26	6-12	0-3	2-2	3	2	5	1	1	14	5	1	2	0	2	10
21	Ogheneyole Akuwovo	C	11:27	1-2	0-0	1-2	1	3	4	0	5	3	0	1	0	2	1	13
0	John McGriff	G	39:26	4-17	2-5	2-2	2	3	5	2	3	12	4	1	0	0	3	-1
3	Jacob Falko	G	29:05	1-8	0-2	4-4	0	5	5	4	2	6	5	2	2	0	1	-3
23	Tyler Bertram	G	40:32	10-14	7-10	2-3	1	0	1	1	3	29	1	1	0	0	0	3
13	Taveion White		14:34	0-2	0-0	1-2	1	2	3	4	3	1	0	1	0	0	1	-6
1	Hakon Hjalmarsson		09:25	0-2	0-2	2-2	0	1	1	2	1	2	1	1	0	0	0	-18
4	Kellen Amos		15:28	3-5	1-3	0-0	1	1	2	0	0	7	0	2	0	0	0	-7
44	Yarden Willis		07:34	1-2	0-0	1-2	0	0	0	0	1	3	1	1	0	0	0	-4
24	Christian Hinckson		25:27	0-2	0-0	0-0	2	4	6	2	0	0	0	2	1	1	0	-25
2	Bryce Beamer		01:36	0-1	0-0	0-0	0	0	0	0	0	0	0	0	0	0	0	-2
	Team						3	2	5			0		0				
	Totals			26-67	10-25	15-19	14	23	37	16	19	77	17	13	5	3	8	-8

Technical Fouls::NONE

Shooting By Period			
1st	FG%	14-30	46.7%
	3PT%	6-9	66.7%
	FT%	4-6	66.7%
2nd	FG%	9-27	33.3%
	3PT%	4-10	40.0%
	FT%	9-10	90%
:OT	FG%	3-10	30.0%
	3PT%	0-6	0.0%
	FT%	2-3	66.7%
GM	FG%	26-67	38.8%
	3PT%	10-25	40.0%
	FT%	15-19	78.9%

Dead Ball Rebounds: 2, 0

Columbia - 85 Record: 1-2

NO.	Name		Min	FG M-A	3P M-A	FT M-A	OR	DR	TOT	PF	FD	TP	AS	TO	ST	BS	BA	+/-
4	Liam Murphy	F	25:04	0-6	0-3	2-2	1	2	3	0	1	2	2	0	1	1	1	-14
12	Cameron Shockley-Okeke	F	10:04	2-5	0-0	0-0	0	0	0	1	0	4	1	0	0	1	0	-15
25	Patrick Harding	F	09:36	0-1	0-0	0-0	0	2	2	4	1	0	1	1	0	0	0	-13
3	Zavian McLean	G	34:16	5-14	1-4	2-2	0	3	3	1	3	13	1	1	0	1	1	13
15	Geronimo Rubio De La Rosa	G	30:33	8-14	1-7	4-4	0	4	4	2	4	21	6	2	3	0	0	9
0	Jaden Cooper		11:40	1-3	1-1	0-0	2	1	3	1	0	3	1	2	0	0	1	-8
11	Josh Odunowo		30:33	6-9	0-0	4-4	3	7	10	2	3	16	2	0	0	5	0	19
35	Noah Robledo		25:22	5-7	3-3	1-2	1	4	5	1	2	14	1	1	1	0	0	21
20	Robbie Stankard		09:41	1-2	1-1	0-0	1	3	4	3	0	3	0	3	0	0	0	5
1	Luke Bolster		26:24	2-2	2-2	2-2	0	0	0	1	1	8	0	1	0	0	0	24
5	Emmanuel Onuama		02:03	0-0	0-0	0-0	0	0	0	0	0	0	0	0	0	0	0	4
34	Jake Tavroff		02:48	0-0	0-0	0-0	0	0	0	1	0	0	0	1	1	0	0	-2
32	Maka Ellis		06:56	0-0	0-0	1-2	0	0	0	2	1	1	0	0	1	0	0	-3
	Team						3	1	4			0		1				
	Totals			30-63	9-21	16-18	11	27	38	19	16	85	15	13	7	8	3	8

Technical Fouls::NONE

Shooting By Period			
1st	FG%	13-33	39.4%
	3PT%	7-13	53.8%
	FT%	5-5	100%
2nd	FG%	12-25	48.0%
	3PT%	1-7	14.3%
	FT%	6-7	85.7%
:OT	FG%	5-5	100.0%
	3PT%	1-1	100.0%
	FT%	5-6	83.3%
GM	FG%	30-63	47.6%
	3PT%	9-21	42.9%
	FT%	16-18	88.9%

Dead Ball Rebounds: 1, 2

	BNG	COL
Biggest lead	16 (2nd 12:08)	10 (1st OT 1:16)
Best Scoring Run	15(2nd 13:48)	16(2nd 1:24)
Lead Changes	7	
Times Tied	11	
Time with Lead	27:45	10:07

Points from	BNG	COL
Turnovers	15	18
Paint	32	38
Second Chance	17	4
Fast Breaks	13	16
Bench	13	45

Period by Period Scoring	1st	2nd	OT1	TOT
BNG	38	31	8	77
COL	38	31	16	85

GAME FOUR

No. 23 UConn 87, Binghamton 63

Nov. 20 • XL Center • Hartford, Conn.

Official Basketball Box Score - Final

Binghamton at UConn

11/20/21 XL Center, Hartford, Conn.

2021-22 Men's Basketball

Game Time: 12:[illegible] PM
Game Duration: 1:[illegible]
Attendance: [illegible]

Officials: [illegible]

Binghamton - 63 Record: 1-3

NO.	Name		Min	FG M-A	3P M-A	FT M-A	OR	DR	TOT	PF	FD	TP	AS	TO	ST	BS	BA	+/-
10	George Tinsley	F	26:38	3-7	1-2	0-0	2	3	5	0	1	7	1	1	1	0	1	-9
21	Ogheneyole Akuwovo	F	23:48	4-7	0-0	4-6	2	3	5	2	4	12	0	0	1	0	2	-8
0	John McGriff	G	22:51	4-10	0-0	0-0	1	2	3	1	2	8	5	1	0	0	1	-19
3	Jacob Falko	G	27:57	2-9	0-2	0-0	1	3	4	1	1	4	2	2	1	0	0	-6
23	Tyler Bertram	G	30:00	5-10	3-6	2-2	1	1	2	1	0	15	1	1	2	0	1	-15
44	Yarden Willis		11:46	1-3	0-0	0-0	2	3	5	3	0	2	0	1	0	2	1	-9
1	Hakon Hjalmarsson		15:53	3-4	1-2	0-0	0	1	1	3	2	7	0	3	0	0	0	-3
4	Kellen Amos		13:17	1-6	1-3	2-2	0	1	1	3	1	5	1	2	0	0	1	-13
2	Bryce Beamer		13:22	0-4	0-4	0-0	0	2	2	1	0	0	0	0	0	0	0	-15
13	Taveion White		04:26	1-2	0-0	0-0	0	0	0	0	1	2	0	0	0	0	0	-7
24	Christian Hinckson		07:59	0-1	0-0	0-0	0	1	1	0	1	0	0	0	0	0	0	-12
30	Brett Hutchison		01:16	0-0	0-0	1-2	0	0	0	0	1	1	0	0	0	0	0	-2
22	Alex Brodsky		00:47	0-1	0-0	0-0	0	0	0	0	0	0	0	0	0	0	0	-2
	Team						3	2	5			0		0				
	Totals			24-64	6-19	9-12	12	22	34	15	14	63	10	11	5	2	7	-24

Technical Fouls::NONE

Shooting By Period			
1st	FG%	9-32	28.1%
	3PT%	2-8	25.0%
	FT%	2-2	100%
2nd	FG%	15-32	46.9%
	3PT%	4-11	36.4%
	FT%	7-10	70%
GM	FG%	24-64	37.5%
	3PT%	6-19	31.6%
	FT%	9-12	75.0%

Dead Ball Rebounds: 2, 0

UConn - 87 Record: 4-0

NO.	Name		Min	FG M-A	3P M-A	FT M-A	OR	DR	TOT	PF	FD	TP	AS	TO	ST	BS	BA	+/-
5	Isaiah Whaley	F	16:49	1-7	0-1	4-4	4	6	10	2	2	6	1	0	1	2	0	12
21	Adama Sanogo	F	25:45	6-11	0-0	0-0	1	4	5	2	0	12	0	2	0	2	0	12
2	RJ Cole	G	25:19	2-9	0-4	0-1	0	1	1	2	2	4	3	2	0	0	1	17
4	Tyrese Martin	G	26:40	5-10	0-0	5-7	6	5	11	3	4	15	4	1	3	1	0	7
44	Andre Jackson	G	27:15	3-6	1-2	2-2	2	6	8	1	1	9	3	2	2	2	0	16
0	Jalen Gaffney		21:46	2-5	1-1	3-4	0	0	0	1	4	8	1	0	1	0	1	14
12	Tyler Polley		18:32	4-5	2-3	0-0	2	0	2	1	0	10	0	0	0	0	0	11
11	Akok Akok		15:14	3-3	2-2	0-0	0	1	1	2	0	8	0	2	0	0	0	10
24	Jordan Hawkins		13:48	5-8	1-2	0-1	0	2	2	1	2	11	0	0	0	0	0	10
1	Rahsool Diggins		02:26	0-0	0-0	0-0	0	0	0	0	0	0	1	0	0	0	0	3
13	Richie Springs		02:26	0-1	0-0	0-0	0	0	0	0	0	0	0	0	0	0	0	3
35	Samson Johnson		02:26	2-2	0-0	0-0	1	0	1	0	0	4	0	0	0	0	0	3
20	Andrew Hurley		00:47	0-0	0-0	0-0	0	0	0	0	0	0	0	0	0	0	0	1
41	Matt Garry		00:47	0-0	0-0	0-0	0	0	0	0	0	0	0	0	0	0	0	1
	Team						1	3	4			0		0				
	Totals			33-67	7-15	14-19	17	28	45	15	15	87	13	9	7	7	2	24

Technical Fouls:Sanogo 2nd 11:28

Shooting By Period			
1st	FG%	14-34	41.2%
	3PT%	4-11	36.4%
	FT%	5-6	83.3%
2nd	FG%	19-33	57.6%
	3PT%	3-4	75.0%
	FT%	9-13	69.2%
GM	FG%	33-67	49.3%
	3PT%	7-15	46.7%
	FT%	14-19	73.7%

Dead Ball Rebounds: 0, 1

	BING	UCONN
Biggest lead	3 (1st 15:37)	24 (2nd 0:22)
Best Scoring Run	8(2nd 13:36)	10(1st 6:11)
Lead Changes	2	
Times Tied	2	
Time with Lead	02:42	34:40

Points from	BING	UCONN
Turnovers	4	12
Paint	22	48
Second Chance	10	18
Fast Breaks	3	12
Bench	17	41

Period by Period Scoring	1st	2nd	TOT
BING	22	41	63
UCONN	37	50	87

GAME FIVE
Binghamton 110, Hartwick 41
Nov. 28 • Dr. Bai Lee Court, Events Center • Vestal, N.Y.

Official Basketball Box Score - Final
Hartwick at Binghamton
11/28/21 Events Center, Vestal
2021-22 Men's Basketball

Game Time: 2:00 PM
Game Duration: 1:47
Attendance: 1,636

Officials: Kevin O'Connell, John Cahill, Jr., Josh Anderson

Hartwick - 41 Record: 0-5

NO.	Name		Min	FG M-A	3P M-A	FT M-A	Reb OR	Reb DR	Reb TOT	Fouls PF	Fouls FD	TP	AS	TO	ST	Blocks BS	Blocks BA	+/-
42	Liam Drennan	F	18:14	1-2	0-1	1-2	0	0	0	1	2	3	3	2	0	1	0	-34
4	Kevin Felasco	G	15:13	0-3	0-0	0-0	0	0	0	0	0	0	0	0	0	0	1	-23
11	Nick Eiler	G	20:13	3-6	0-2	0-0	0	3	3	0	2	6	0	1	0	0	0	-36
12	Cooper Francis	G	15:11	1-5	0-2	1-2	1	0	1	0	1	3	1	0	0	0	1	-25
13	Anthony Girard	G	18:56	6-11	3-6	0-0	0	1	1	0	2	15	0	2	0	1	0	-30
10	Nick Bantis		20:09	1-3	0-0	0-0	0	2	2	0	1	2	0	3	0	0	1	-38
5	Sammuel Prosper		21:04	2-4	0-0	1-2	0	0	0	2	1	5	0	6	0	0	0	-39
24	Trevor Brink		23:05	1-3	0-1	0-3	1	3	4	1	2	2	0	3	1	0	0	-41
35	Andrew Gillman		07:52	0-1	0-1	0-0	0	1	1	3	1	0	0	1	0	0	0	-9
2	Josh Fenner		19:47	2-8	1-6	0-0	1	0	1	4	0	5	0	3	0	0	0	-33
32	James Lucey		11:43	0-0	0-0	0-0	1	0	1	1	0	0	0	0	0	0	0	-20
34	Tarrell Cumberbatch		08:33	0-1	0-0	0-0	0	4	4	2	0	0	0	0	0	2	0	-17
	Team						0	0	0			0		1				
	Totals			17-47	4-19	3-9	4	14	18	14	12	41	4	22	1	4	3	-69

Shooting By Period			
1st	FG%	13-27	48.1%
	3PT%	2-10	20.0%
	FT%	1-2	50%
2nd	FG%	4-20	20.0%
	3PT%	2-9	22.2%
	FT%	2-7	28.6%
GM	FG%	17-47	36.2%
	3PT%	4-19	21.1%
	FT%	3-9	33.3%

Dead Ball Rebounds: 3, 0

Technical Fouls: :NONE

Binghamton - 110 Record: 2-3

NO.	Name		Min	FG M-A	3P M-A	FT M-A	Reb OR	Reb DR	Reb TOT	Fouls PF	Fouls FD	TP	AS	TO	ST	Blocks BS	Blocks BA	+/-
10	George Tinsley	F	16:45	2-5	0-2	0-0	1	3	4	0	1	4	4	0	0	1	0	22
21	Ogheneyole Akuwovo	F	08:49	5-8	0-0	1-2	2	1	3	1	1	11	0	1	1	1	2	8
0	John McGriff	G	15:35	1-5	0-2	0-0	0	1	1	1	1	2	1	2	3	0	0	18
3	Jacob Falko	G	14:30	3-4	1-2	2-2	2	3	5	0	1	9	4	0	0	0	0	12
23	Tyler Bertram	G	17:46	4-5	3-4	0-0	1	1	2	0	0	11	1	0	1	0	0	24
1	Hakon Hjalmarsson		20:02	4-6	2-4	1-2	0	2	2	0	2	11	4	1	1	0	1	43
4	Kellen Amos		13:47	4-6	1-2	0-0	1	3	4	2	0	9	2	3	1	0	0	36
11	Dan Petcash		19:19	8-9	4-4	1-2	1	2	3	2	1	21	0	1	2	0	0	38
13	Taveion White		13:19	2-2	0-0	2-4	0	2	2	2	2	6	0	0	3	0	0	34
24	Christian Hinckson		21:30	1-3	0-2	0-1	1	5	6	1	1	2	3	0	2	0	0	46
44	Yarden Willis		13:29	5-6	0-0	0-0	2	3	5	3	2	10	1	0	0	1	0	19
2	Bryce Beamer		12:00	6-9	0-1	1-1	1	0	1	0	1	13	0	0	0	0	0	21
15	Ador Athuai		04:23	0-0	0-0	0-0	0	1	1	0	0	0	0	0	0	0	0	8
22	Alex Brodsky		04:23	0-0	0-0	1-2	0	0	0	0	1	1	0	0	0	0	0	8
30	Brett Hutchison		04:23	0-1	0-0	0-0	0	0	0	0	0	0	1	0	1	0	1	8
	Team						2	2	4			0		0				
	Totals			45-69	11-23	9-16	14	29	43	12	14	110	21	8	15	3	4	69

Shooting By Period			
1st	FG%	25-37	67.6%
	3PT%	6-15	40.0%
	FT%	3-4	75%
2nd	FG%	20-32	62.5%
	3PT%	5-8	62.5%
	FT%	6-12	50%
GM	FG%	45-69	65.2%
	3PT%	11-23	47.8%
	FT%	9-16	56.3%

Dead Ball Rebounds: 3, 0

Technical Fouls: :NONE

	HART	BING
Biggest lead	0 (1st 20:00)	69 (2nd 0:17)
Best Scoring Run	4(1st 2:14)	19(2nd 10:03)
Lead Changes	0	
Times Tied	0	
Time with Lead	00:00	39:32

Points from	HART	BING
Turnovers	3	36
Paint	14	60
Second Chance	3	22
Fast Breaks	2	24
Bench	14	79

Period by Period Scoring	1st	2nd	TOT
HART	29	12	41
BING	59	51	110

GAME SIX
St. Joseph's 79, Binghamton 57
Dec. 1 • Hagan Arena • Philadelphia, Pa.

Official Basketball Box Score - Final
Binghamton at Saint Joseph's
12/01/21 Hagan Arena, Philadelphia
2021-22 Men's Basketball

Game Time: 7:00 PM
Game Duration: 1:46
Attendance: 1,170

Officials: Tony Crisp, Lamont Simpson, Isaac Barrett

Binghamton - 57 Record: 2-4

NO.	Name		Min	FG M-A	3P M-A	FT M-A	Reb OR	Reb DR	Reb TOT	Fouls PF	Fouls FD	TP	AS	TO	ST	Blocks BS	Blocks BA	+/-
10	George Tinsley	F	22:32	0-1	0-0	2-2	2	3	5	3	1	2	2	0	0	1	0	-9
44	Yarden Willis	C	08:14	2-3	0-0	0-0	0	0	0	2	0	4	0	1	2	0	0	-7
0	John McGriff	G	24:56	6-11	0-1	2-2	0	2	2	1	3	14	1	5	0	0	1	-12
3	Jacob Falko	G	24:59	1-9	0-1	0-1	0	2	2	1	1	2	1	3	3	0	2	-20
23	Tyler Bertram	G	21:21	2-8	0-5	1-1	1	3	4	1	2	5	0	1	0	0	0	-17
13	Taveion White		24:43	2-4	0-0	1-2	2	4	6	3	2	5	1	2	2	2	1	-12
24	Christian Hinckson		18:09	2-2	1-1	0-2	0	2	2	4	1	5	0	1	0	1	0	-7
1	Hakon Hjalmarsson		14:05	2-5	0-2	0-0	1	2	3	2	1	4	2	1	0	0	0	-8
11	Dan Petcash		18:03	1-3	0-1	0-0	0	2	2	1	0	2	1	0	0	0	0	-12
4	Kellen Amos		15:55	2-7	0-1	2-4	0	1	1	0	3	6	0	0	1	0	1	-3
2	Bryce Beamer		07:03	3-5	2-4	0-0	0	1	1	0	0	8	0	0	0	0	0	-3
	Team						0	2	2			0		0				
	Totals			23-58	3-16	8-14	6	24	30	18	14	57	8	14	8	4	5	-22

Shooting By Period			
1st	FG%	15-33	45.5%
	3PT%	2-11	18.2%
	FT%	3-6	50%
2nd	FG%	8-25	32.0%
	3PT%	1-5	20.0%
	FT%	5-8	62.5%
GM	FG%	23-58	39.7%
	3PT%	3-16	18.8%
	FT%	8-14	57.1%

Dead Ball Rebounds: 2, 2

Technical Fouls: :NONE

Saint Joseph's - 79 Record: 4-3

NO.	Name		Min	FG M-A	3P M-A	FT M-A	Reb OR	Reb DR	Reb TOT	Fouls PF	Fouls FD	TP	AS	TO	ST	Blocks BS	Blocks BA	+/-
22	Jordan Hall	F	28:48	5-13	1-4	4-7	3	9	12	1	5	15	3	2	1	0	0	22
33	Taylor Funk	F	24:40	3-7	1-3	0-0	0	2	2	3	0	7	3	4	2	0	1	27
50	Ejike Obinna	C	21:20	5-5	0-0	4-4	1	5	6	1	2	14	0	3	0	1	0	14
2	Erik Reynolds II	G	26:55	1-5	1-2	0-0	1	2	3	3	2	3	1	1	1	0	1	7
3	Cameron Brown	G	26:42	5-9	1-2	2-2	2	1	3	0	2	13	1	0	2	1	0	28
24	Jack Forrest		22:46	4-8	3-7	0-0	0	1	1	1	0	11	1	0	0	0	0	4
0	Kacper Klaczek		13:47	4-7	0-3	0-0	0	3	3	2	2	8	3	0	0	2	0	6
1	Dahmir Bishop		17:22	2-3	0-1	2-4	0	2	2	0	3	6	0	2	1	1	0	6
13	Jadrian Tracey		06:53	0-3	0-0	0-0	2	0	2	2	0	0	0	0	1	0	1	-5
32	Charles Coleman		06:53	0-2	0-0	0-2	2	2	4	1	2	0	0	1	0	0	1	-5
20	Chris Arizin		01:18	0-0	0-0	0-0	0	1	1	0	0	0	0	0	0	0	0	2
21	Nikkos Luna-Nash		01:18	1-1	0-0	0-0	0	0	0	0	0	2	0	0	0	0	0	2
25	Brian Geatens		01:18	0-0	0-0	0-0	0	0	0	0	0	0	0	0	0	0	0	2
	Team						2	2	4			0		0				
	Totals			30-63	7-22	12-19	13	30	43	14	18	79	12	13	8	5	4	22

Shooting By Period			
1st	FG%	17-37	45.9%
	3PT%	4-13	30.8%
	FT%	6-8	75%
2nd	FG%	13-26	50.0%
	3PT%	3-9	33.3%
	FT%	6-11	54.5%
GM	FG%	30-63	47.6%
	3PT%	7-22	31.8%
	FT%	12-19	63.2%

Dead Ball Rebounds: 1, 3

Technical Fouls: :NONE

	BING	SJU
Biggest lead	0 (1st 20:00)	27 (2nd 9:43)
Best Scoring Run	8(2nd 4:30)	10(2nd 18:59)
Lead Changes	0	
Times Tied	0	
Time with Lead	00:00	39:54

Points from	BING	SJU
Turnovers	8	13
Paint	22	44
Second Chance	7	13
Fast Breaks	4	8
Bench	30	27

Period by Period Scoring	1st	2nd	TOT
BING	35	22	57
SJU	44	35	79

GAME SEVEN
Boston Univ. 68, Binghamton 63
Dec. 4 • Case Gym • Boston, Mass.

Official Basketball Box Score - Final
Binghamton at Boston U.
12/04/21 Case Gym - "The Roof", Boston, MA
2021-22 Men's Basketball

Game Time: 1:00 PM
Game Duration: 1:38
Attendance: 731

Officials: Dave Fernandez, Andrew Maira, Jamaan Williams

Binghamton - 63 Record: 2-5

NO.	Name		Min	FG M-A	3P M-A	FT M-A	Reb OR	Reb DR	Reb TOT	Fouls PF	Fouls FD	TP	AS	TO	ST	Blocks BS	Blocks BA	+/-
10	George Tinsley	F	16:53	1-4	0-2	0-0	0	2	2	2	0	2	0	2	1	0	0	-8
13	Taveion White	F	06:38	0-0	0-0	0-0	0	1	1	4	1	0	0	0	0	0	0	0
1	Hakon Hjalmarsson	G	30:59	7-10	4-6	0-0	1	2	3	4	2	18	3	3	2	0	0	-5
11	Dan Petcash	G	35:20	4-7	1-2	2-2	0	4	4	1	1	11	2	1	0	0	1	-6
23	Tyler Bertram	G	30:56	4-12	2-6	4-4	0	1	1	0	4	14	3	2	0	0	1	-1
21	Ogheneyole Akuwovo		17:07	2-2	0-0	0-0	0	1	1	4	0	4	0	0	1	3	0	-1
3	Jacob Falko		24:40	3-8	0-1	0-0	0	3	3	1	3	6	2	1	0	0	0	-2
24	Christian Hinckson		21:39	0-2	0-1	3-4	1	2	3	2	3	3	2	1	1	1	1	3
44	Yarden Willis		09:34	1-2	0-0	1-2	0	0	0	3	1	3	0	0	0	0	0	1
2	Bryce Beamer		06:14	1-3	0-1	0-0	0	1	1	0	0	2	1	0	0	0	0	-6
	Team						0	1	1			0		0				
	Totals			23-50	7-19	10-12	2	18	20	21	15	63	13	10	5	4	3	-5

Shooting By Period			
1st	FG%	13-24	54.2%
	3PT%	3-7	42.9%
	FT%	1-1	100%
2nd	FG%	10-26	38.5%
	3PT%	4-12	33.3%
	FT%	9-11	81.8%
GM	FG%	23-50	46.0%
	3PT%	7-19	36.8%
	FT%	10-12	83.3%

Dead Ball Rebounds: 1, 0

Technical Fouls: :NONE

Boston U. - 68 Record: 7-3

NO.	Name		Min	FG M-A	3P M-A	FT M-A	Reb OR	Reb DR	Reb TOT	Fouls PF	Fouls FD	TP	AS	TO	ST	Blocks BS	Blocks BA	+/-
35	Fletcher Tynen	F	26:35	1-3	0-0	2-2	1	6	7	2	2	4	0	1	0	0	1	7
41	Sukhmail Mathon	F	29:00	1-5	0-1	14-16	6	6	12	2	11	16	2	2	0	1	0	3
15	Jonas Harper	G	30:19	3-11	1-9	2-2	2	3	5	2	3	9	0	3	1	0	0	8
24	Miles Brewster	G	23:14	1-3	0-2	1-2	0	2	2	1	3	3	2	2	3	0	0	10
30	Javante McCoy	G	34:06	11-17	4-5	1-2	1	6	7	1	1	27	3	3	3	1	2	10
1	Garrett Pascoe		17:13	1-3	0-0	0-0	0	1	1	3	0	2	2	1	0	0	0	-6
3	Malcolm Chimezie		11:00	1-2	0-0	0-0	0	1	1	1	0	2	0	1	0	0	1	2
22	Anthony Morales		18:23	1-3	0-1	0-1	3	1	4	2	1	2	1	1	1	1	0	-3
2	Caelan Jones		10:10	1-3	1-3	0-0	0	0	0	1	0	3	0	0	0	0	0	-6
	Team						2	0	2			0		1				
	Totals			21-50	6-21	20-25	15	26	41	15	21	68	10	15	8	3	4	5

Shooting By Period			
1st	FG%	12-26	46.2%
	3PT%	3-11	27.3%
	FT%	0-1	0%
2nd	FG%	9-24	37.5%
	3PT%	3-10	30.0%
	FT%	20-24	83.3%
GM	FG%	21-50	42.0%
	3PT%	6-21	28.6%
	FT%	20-25	80.0%

Dead Ball Rebounds: 1, 0

Technical Fouls: :NONE

	BING	BU
Biggest lead	5 (1st 2:52)	9 (2nd 12:33)
Best Scoring Run	7(1st 14:45)	8(2nd 0:03)
Lead Changes	7	
Times Tied	6	
Time with Lead	15:07	21:24

Points from	BING	BU
Turnovers	12	12
Paint	30	26
Second Chance	2	12
Fast Breaks	2	12
Bench	18	8

Period by Period Scoring	1st	2nd	TOT
BING	30	33	63
BU	27	41	68

GAME EIGHT
Marist 64, Binghamton 51
Dec. 8 • Dr. Bai Lee Court, Events Center • Vestal, N.Y.

Official Basketball Box Score - Final
Marist at Binghamton
12/08/21 Events Center, Vestal
2021-22 Men's Basketball

Game Time: 7:00 PM
Game Duration: 2:00
Attendance: 1,386

Officials: Andy O'Brien, Devon Kissey, Devon Malo

Marist - 64 Record: 4-4

NO.	Name		Min	FG M-A	3P M-A	FT M-A	Reb OR	Reb DR	Reb TOT	Fouls PF	Fouls FD	TP	AS	TO	ST	Blocks BS	Blocks BA	+/-
25	Samkelo Cele	F	26:07	7-11	2-2	2-3	0	2	2	2	3	18	1	1	0	0	0	11
15	Jordan Jones	C	15:31	3-6	0-0	0-0	2	2	4	3	1	6	0	1	2	1	1	3
0	Raheim Sullivan	G	20:04	2-5	1-1	0-0	0	0	0	0	1	5	0	1	2	0	0	-2
2	Ricardo Wright	G	25:34	3-9	1-2	2-2	0	3	3	2	1	9	1	2	1	0	1	10
13	Matthew Herasme	G	30:29	0-2	0-1	0-0	0	3	3	1	0	0	0	2	0	0	0	8
10	Jao Ituka		19:56	7-10	0-0	1-3	2	2	4	3	4	15	1	1	2	0	2	15
11	Victor Enoh		24:14	0-2	0-0	4-6	1	8	9	3	3	4	0	0	0	1	0	10
21	Tyler Saint-Furcy		06:38	0-1	0-0	0-2	0	0	0	0	2	0	0	0	2	0	0	2
22	Noah Harris		19:28	2-4	1-3	0-0	0	3	3	1	0	5	2	0	1	0	0	5
24	Braden Bell		11:59	1-2	0-0	0-0	1	1	2	1	0	2	1	1	2	1	0	3
	Team						1	1	2			0		0				
	Totals			25-52	5-9	9-16	7	25	32	16	15	64	6	9	12	3	4	13

Shooting By Period			
1st	FG%	11-29	37.9%
	3PT%	1-4	25.0%
	FT%	1-5	20%
2nd	FG%	14-23	60.9%
	3PT%	4-5	80.0%
	FT%	8-11	72.7%
GM	FG%	25-52	48.1%
	3PT%	5-9	55.6%
	FT%	9-16	56.3%

Dead Ball Rebounds: 1, 0

Technical Fouls: :NONE

Binghamton - 51 Record: 2-6

NO.	Name		Min	FG M-A	3P M-A	FT M-A	Reb OR	Reb DR	Reb TOT	Fouls PF	Fouls FD	TP	AS	TO	ST	Blocks BS	Blocks BA	+/-
10	George Tinsley	F	23:40	0-2	0-1	0-0	2	4	6	1	2	0	2	0	0	0	0	-2
21	Ogheneyole Akuwovo	F	27:29	4-9	0-0	2-7	5	4	9	2	5	10	0	1	0	3	1	2
1	Hakon Hjalmarsson	G	20:40	1-7	1-4	1-2	1	3	4	3	1	4	1	4	1	0	0	-6
23	Tyler Bertram	G	26:50	2-8	1-5	0-0	0	1	1	1	2	5	0	2	0	0	0	-3
24	Christian Hinckson	G	29:11	3-8	2-4	2-2	3	6	9	1	2	10	0	2	1	1	0	-13
13	Taveion White		06:09	1-1	0-0	0-0	2	0	2	1	0	2	2	1	0	0	0	-8
0	John McGriff		26:34	3-8	1-2	0-0	2	0	2	4	2	7	1	3	0	0	0	-12
3	Jacob Falko		22:29	3-8	0-1	0-0	2	3	5	0	0	6	0	1	0	0	0	-11
44	Yarden Willis		06:22	0-2	0-0	0-0	2	2	4	1	0	0	0	1	0	0	2	-7
4	Kellen Amos		10:36	2-6	2-4	1-3	1	3	4	1	2	7	1	2	0	0	0	-5
	Team						2	0	2			0		1				
	Totals			19-59	7-21	6-14	22	26	48	15	16	51	7	18	2	4	3	-13

Shooting By Period			
1st	FG%	9-25	36.0%
	3PT%	3-9	33.3%
	FT%	3-4	75%
2nd	FG%	10-34	29.4%
	3PT%	4-12	33.3%
	FT%	3-10	30%
GM	FG%	19-59	32.2%
	3PT%	7-21	33.3%
	FT%	6-14	42.9%

Dead Ball Rebounds: 1, 0

Technical Fouls: :NONE

	MAR	BING
Biggest lead	14 (2nd 1:49)	7 (1st 8:21)
Best Scoring Run	6(2nd 12:38)	5(1st 15:46)
Lead Changes	4	
Times Tied	4	
Time with Lead	18:29	17:09

Points from	MAR	BING
Turnovers	19	8
Paint	34	16
Second Chance	8	17
Fast Breaks	6	0
Bench	26	22

Period by Period Scoring	1st	2nd	TOT
MAR	24	40	64
BING	24	27	51

GAME NINE
Binghamton 79, SUNY Oneonta 55
Dec. 11 • Dr. Bai Lee Court, Events Center • Vestal, N.Y.

Official Basketball Box Score - Final
SUNY Oneonta at Binghamton
12/11/21 Events Center, Vestal
2021-22 Men's Basketball

Game Time: 2:00 PM
Game Duration: 1:47
Attendance: 1,681

Officials: Kevin O'Connell, Josh Anderson, Jason Bradwell

SUNY Oneonta - 55 Record: 0-2

NO.	Name		Min	FG M-A	3P M-A	FT M-A	OR	DR	TOT	PF	FD	TP	AS	TO	ST	BS	BA	+/-
2	Frankie Williams	G	28:18	1-5	0-0	0-2	1	2	3	0	3	2	0	1	0	0	2	-21
3	Michael Ortale	G	33:15	1-11	0-6	4-7	0	1	1	2	5	6	1	2	2	0	2	-19
10	Daniel Derice	G	33:56	4-10	2-4	3-5	1	7	8	4	4	13	2	0	3	0	0	-22
14	Sean Nolan	G	30:30	2-6	0-0	0-2	1	0	1	2	2	4	3	2	1	0	0	-18
23	Dylan Trombley	G	32:10	4-17	3-11	0-0	2	4	6	1	0	11	1	3	0	0	1	-20
1	Caleb Brown		13:32	2-5	0-0	3-3	5	2	7	0	2	7	0	1	2	0	0	-9
15	Kameron Hickey		11:24	2-3	1-2	0-0	0	1	1	1	2	5	0	1	0	0	0	-5
22	Ryan Teaney		06:50	0-2	0-0	0-0	0	0	0	0	0	0	0	0	0	0	1	2
54	Taylor Mason		02:50	0-1	0-0	0-0	0	0	0	0	0	0	0	0	0	1	0	-2
21	Dylan Craft		02:34	3-4	0-0	1-2	2	0	2	0	1	7	0	0	0	0	0	-2
11	Kelly Delahunty		02:09	0-0	0-0	0-0	1	0	1	0	0	0	0	0	0	0	0	-3
12	Chris Kobierowski		01:42	0-0	0-0	0-0	0	0	0	0	0	0	0	0	0	0	0	-1
13	Seidina Doukoure		00:50	0-1	0-0	0-0	0	0	0	0	0	0	0	0	0	0	0	0
	Team						5	0	5			0		0				
	Totals			19-65	6-23	11-21	18	17	35	10	19	55	7	10	8	1	6	-24

Technical Fouls: NONE

Shooting By Period			
1st	FG%	7-28	25.0%
	3PT%	3-12	25.0%
	FT%	7-8	87.5%
2nd	FG%	12-37	32.4%
	3PT%	3-11	27.3%
	FT%	4-13	30.8%
GM	FG%	19-65	29.2%
	3PT%	6-23	26.1%
	FT%	11-21	52.4%

Dead Ball Rebounds: 3, 0

Binghamton - 79 Record: 3-6

NO.	Name		Min	FG M-A	3P M-A	FT M-A	OR	DR	TOT	PF	FD	TP	AS	TO	ST	BS	BA	+/-
10	George Tinsley	F	29:58	7-10	1-3	0-0	1	8	9	0	3	15	2	3	1	1	0	17
21	Ogheneyole Akuwovo	F	15:15	3-5	0-0	1-2	3	2	5	1	1	7	0	0	0	0	1	10
0	John McGriff	G	22:01	2-7	0-1	0-0	0	1	1	1	0	4	3	0	0	0	0	14
23	Tyler Bertram	G	22:58	1-4	1-4	0-0	0	1	1	1	0	3	1	1	0	0	0	12
24	Christian Hinckson	G	19:40	2-5	1-3	0-0	2	5	7	2	1	5	1	2	2	1	0	18
3	Jacob Falko		27:17	7-10	1-3	0-0	0	7	7	4	1	15	1	3	0	1	0	14
13	Taveion White		21:16	0-1	0-0	1-2	0	1	1	5	1	1	0	0	0	2	0	14
1	Hakon Hjalmarsson		19:26	6-7	2-3	1-1	0	3	3	2	1	15	4	6	0	0	0	14
4	Kellen Amos		12:11	4-6	1-2	2-4	0	3	3	0	2	11	0	0	0	1	0	5
2	Bryce Beamer		04:00	1-1	1-1	0-0	0	0	0	1	0	3	0	0	0	0	0	-2
15	Ador Athual		02:34	0-0	0-0	0-0	0	0	0	1	0	0	0	0	0	0	0	2
22	Alex Brodsky		01:42	0-0	0-0	0-0	0	0	0	0	0	0	0	0	0	0	0	1
30	Brett Hutchison		01:42	0-0	0-0	0-0	0	0	0	1	0	0	1	0	0	0	0	1
	Team						1	4	5			0		0				
	Totals			33-56	8-20	5-9	7	35	42	19	10	79	13	15	3	6	1	24

Technical Fouls: NONE

Shooting By Period			
1st	FG%	17-30	56.7%
	3PT%	6-14	42.9%
	FT%	1-2	50%
2nd	FG%	16-26	61.5%
	3PT%	2-6	33.3%
	FT%	4-7	57.1%
GM	FG%	33-56	58.9%
	3PT%	8-20	40.0%
	FT%	5-9	55.6%

Dead Ball Rebounds: 3, 0

	ONEONT	BING
Biggest lead	0 (1st 20:00)	26 (2nd 4:07)
Best Scoring Run	5(1st 14:16)	7(1st 8:32)
Lead Changes	0	
Times Tied	0	
Time with Lead	00:00	38:15

Points from	ONEONT	BING
Turnovers	16	8
Paint	24	40
Second Chance	16	6
Fast Breaks	4	9
Bench	18	45

Period by Period Scoring	1st	2nd	TOT
ONEONT	24	31	55
BING	41	38	79

GAME TEN
Binghamton 68, UMass Lowell 63
Jan. 2 • Dr. Bai Lee Court, Events Center • Vestal, N.Y.

Official Basketball Box Score - Final
UMass Lowell at Binghamton
01/02/22 Events Center, Vestal
2021-22 Men's Basketball

Game Time: 2:00 PM
Game Duration: 2:05
Attendance: 1,536

Officials: Jeffrey Adams, Jason Bradwell, Paul Tierney

UMass Lowell - 63 Record: 8-5 (0-1)

NO.	Name		Min	FG M-A	3P M-A	FT M-A	OR	DR	TOT	PF	FD	TP	AS	TO	ST	BS	BA	+/-
10	Max Brooks	F	15:39	0-3	0-0	0-0	1	2	3	4	1	0	0	1	0	2	0	12
15	Allin Blunt	F	35:55	3-11	0-4	2-2	2	2	4	2	4	8	1	1	0	0	0	-9
0	Justin Faison	G	26:48	0-8	0-6	0-0	1	0	1	0	1	0	2	1	2	0	0	-10
2	Kalil Thomas	G	25:50	8-14	5-7	0-0	2	4	6	3	0	21	1	1	0	0	2	4
11	Everette Hammond	G	26:17	3-12	0-5	1-2	1	2	3	2	1	7	0	1	2	0	1	-8
23	John Hall		13:27	2-2	0-0	0-0	0	1	1	0	0	4	0	0	1	0	0	-13
4	Ayinde Hikim		17:06	6-10	1-1	0-1	0	0	0	4	1	13	1	2	1	0	2	1
14	Anthony Blunt		23:59	1-4	0-1	3-4	2	2	4	5	5	5	0	1	0	1	0	-2
13	Quinton Mincey		10:27	1-1	1-1	0-1	0	2	2	1	2	3	0	0	2	0	0	5
3	Gregory Hammond		04:32	1-3	0-0	0-0	1	0	1	0	0	2	0	0	1	0	0	-5
	Team						5	5	10			0		0				
	Totals			25-68	7-25	6-10	15	20	35	21	15	63	5	8	9	3	5	-5

Technical Fouls: NONE

Shooting By Period			
1st	FG%	11-33	33.3%
	3PT%	3-12	25.0%
	FT%	3-4	75%
2nd	FG%	14-35	40.0%
	3PT%	4-13	30.8%
	FT%	3-6	50%
GM	FG%	25-68	36.8%
	3PT%	7-25	28.0%
	FT%	6-10	60.0%

Dead Ball Rebounds: 1, 0

Binghamton - 68 Record: 4-6 (1-0)

NO.	Name		Min	FG M-A	3P M-A	FT M-A	OR	DR	TOT	PF	FD	TP	AS	TO	ST	BS	BA	+/-
21	Ogheneyole Akuwovo	F	09:55	0-3	0-0	0-0	2	1	3	1	2	0	0	2	0	0	0	0
1	Hakon Hjalmarsson	G	16:23	0-3	0-1	0-0	0	4	4	3	0	0	0	1	0	0	0	-2
3	Jacob Falko	G	32:15	5-11	1-2	9-10	0	5	5	3	7	20	5	3	1	0	3	4
23	Tyler Bertram	G	38:47	7-9	4-5	2-3	1	1	2	1	4	20	1	1	1	0	0	6
24	Christian Hinckson	G	38:45	3-7	1-1	4-4	2	10	12	3	3	11	0	4	1	1	0	5
44	Yarden Willis		08:03	0-0	0-0	2-2	1	1	2	1	1	2	1	0	0	0	0	3
4	Kellen Amos		32:11	4-10	2-7	2-2	0	4	4	0	1	12	2	2	0	1	0	7
13	Taveion White		22:01	1-2	0-0	1-4	2	2	4	3	3	3	0	2	1	3	0	2
2	Bryce Beamer		01:40	0-0	0-0	0-0	0	2	2	0	0	0	0	0	0	0	0	0
	Team						0	1	1			0		0				
	Totals			20-45	8-16	20-25	8	31	39	15	21	68	9	15	4	5	3	5

Technical Fouls: NONE

Shooting By Period			
1st	FG%	10-22	45.5%
	3PT%	4-8	50.0%
	FT%	8-10	80%
2nd	FG%	10-23	43.5%
	3PT%	4-8	50.0%
	FT%	12-15	80%
GM	FG%	20-45	44.4%
	3PT%	8-16	50.0%
	FT%	20-25	80.0%

Dead Ball Rebounds: 2, 0

	UML	BING
Biggest lead	6 (1st 7:21)	8 (2nd 13:02)
Best Scoring Run	8(1st 7:21)	8(1st 3:57)
Lead Changes	13	
Times Tied	4	
Time with Lead	10:16	26:02

Points from	UML	BING
Turnovers	8	7
Paint	24	14
Second Chance	17	8
Fast Breaks	15	8
Bench	27	17

Period by Period Scoring	1st	2nd	TOT
UML	28	35	63
BING	32	36	68

GAME ELEVEN
Binghamton 88, Albany 79
Jan. 6 • SEFCU • Albany, N.Y.

Official Basketball Box Score - Final
Binghamton at University at Albany
01/06/22 SEFCU Arena, Albany, N.Y.
2021-22 Men's Basketball

Game Time: 7:00 PM
Game Duration: 1:58
Attendance: 1,567

Officials: Mikerlange Fleury, Adam Vanderbergh, David Powell

Binghamton - 88 Record: 5-6 (2-0)

NO.	Name		Min	FG M-A	3P M-A	FT M-A	OR	DR	TOT	PF	FD	TP	AS	TO	ST	BS	BA	+/-
21	Ogheneyole Akuwovo	F	23:34	4-6	0-0	1-2	0	2	2	4	2	9	3	2	1	1	2	6
1	Hakon Hjalmarsson	G	17:35	1-5	0-3	0-0	0	1	1	2	0	2	1	2	0	0	0	-1
3	Jacob Falko	G	37:58	10-13	3-5	5-6	0	4	4	2	7	28	8	0	1	0	0	12
23	Tyler Bertram	G	40:00	4-7	3-4	0-0	0	1	1	0	1	11	2	2	1	0	0	9
24	Christian Hinckson	G	25:40	4-6	3-4	1-2	1	6	7	5	3	12	1	2	0	2	0	3
13	Taveion White		08:38	0-0	0-0	0-0	0	0	0	4	1	0	0	0	0	0	0	10
4	Kellen Amos		24:27	5-11	2-6	5-7	0	5	5	1	5	17	5	2	1	1	0	7
44	Yarden Willis		08:00	2-2	0-0	2-2	0	0	0	1	2	6	0	2	0	0	0	-4
10	George Tinsley		14:08	1-3	1-3	0-0	3	0	3	0	0	3	3	1	0	0	0	3
	Team						0	1	1			0		0				
	Totals			31-53	12-25	14-19	4	20	24	19	21	88	23	13	4	4	2	9

Technical Fouls: NONE

Shooting By Period			
1st	FG%	16-27	59.3%
	3PT%	6-11	54.5%
	FT%	8-10	80%
2nd	FG%	15-26	57.7%
	3PT%	6-14	42.9%
	FT%	6-9	66.7%
GM	FG%	31-53	58.5%
	3PT%	12-25	48.0%
	FT%	14-19	73.7%

Dead Ball Rebounds: 2, 1

University at Albany - 79 Record: 4-9 (0-1)

NO.	Name		Min	FG M-A	3P M-A	FT M-A	OR	DR	TOT	PF	FD	TP	AS	TO	ST	BS	BA	+/-
2	De'Vondre Perry	F	36:56	10-14	2-2	4-6	0	7	7	2	4	26	3	1	2	0	0	-10
4	Jarvis Doles	F	26:58	2-9	1-5	2-3	1	2	3	4	5	7	0	1	0	0	2	-3
24	Paul Newman	C	26:12	5-8	0-0	0-0	2	3	5	1	2	10	2	1	0	2	0	7
5	Jamel Horton	G	36:26	9-15	2-5	3-4	1	0	1	2	2	23	1	3	0	0	1	-16
30	Chuck Champion	G	38:11	1-4	1-2	0-0	0	3	3	4	0	3	4	0	1	0	0	-7
12	Justin Neely		17:04	1-4	0-1	4-4	3	2	5	3	3	6	0	2	0	0	0	-9
11	Tairi Ketner		02:46	0-0	0-0	1-2	0	0	0	1	2	1	0	2	0	0	0	-2
10	Aaron Reddish		06:03	0-2	0-0	0-0	0	0	0	2	0	0	0	1	0	0	1	-4
0	Ny'Mire Little		09:24	1-4	0-1	1-1	1	0	1	2	1	3	0	1	1	0	0	-1
	Team						2	3	5			0		0				
	Totals			29-60	6-16	15-20	10	20	30	21	19	79	10	12	4	2	4	-9

Technical Fouls: NONE

Shooting By Period			
1st	FG%	17-32	53.1%
	3PT%	3-8	37.5%
	FT%	3-5	60%
2nd	FG%	12-28	42.9%
	3PT%	3-8	37.5%
	FT%	12-15	80%
GM	FG%	29-60	48.3%
	3PT%	6-16	37.5%
	FT%	15-20	75.0%

Dead Ball Rebounds: 0, 1

	BING	UALB
Biggest lead	12 (2nd 10:32)	5 (1st 5:10)
Best Scoring Run	8(1st 0:38)	8(1st 16:23)
Lead Changes	8	
Times Tied	4	
Time with Lead	27:11	10:30

Points from	BING	UALB
Turnovers	21	13
Paint	26	36
Second Chance	5	10
Fast Breaks	6	5
Bench	26	10

Period by Period Scoring	1st	2nd	TOT
BING	46	42	88
UALB	40	39	79

GAME TWELVE
Binghamton vs. NJIT
Jan. 8 • Dr. Bai Lee Court, Events Center • Vestal, N.Y.

Official Basketball Box Score - Final
NJIT at Binghamton
01/08/22 Events Center, Vestal
2021-22 Men's Basketball

Game Time: 4:00 PM
Game Duration: 1:55
Attendance: 1,556

Officials: Nathan Farrell, Matt Lavigne, Jovann Vega

NJIT - 67 Record: 8-5 (3-0)

NO.	Name		Min	FG M-A	3P M-A	FT M-A	OR	DR	TOT	PF	FD	TP	AS	TO	ST	BS	BA	+/-
5	Miles Coleman	F	36:22	7-19	0-6	5-5	0	5	5	0	7	19	3	1	3	0	1	19
21	Souleymane Diakite	F	24:49	4-10	0-0	1-2	2	3	5	3	1	9	1	1	0	1	0	15
1	James Lee	G	28:41	6-8	0-0	0-0	1	7	8	1	0	12	3	0	1	1	1	18
2	Dylan O'Hearn	G	39:54	5-11	3-6	0-0	0	2	2	2	0	13	2	3	1	0	0	11
23	Antwuan Butler	G	33:43	1-5	1-3	0-0	3	7	10	2	1	3	2	1	1	0	2	3
15	Matt Faw		06:27	2-2	0-0	0-0	1	3	4	0	1	4	0	0	0	0	0	-5
24	Mekhi Gray		17:20	2-4	1-1	0-0	0	2	2	0	0	5	0	1	0	0	0	1
33	Kjell de Graaf		11:22	1-1	0-0	0-1	0	0	0	1	1	2	0	0	1	0	0	-2
35	Da'mir Faison		01:22	0-0	0-0	0-0	0	0	0	0	0	0	0	1	0	0	0	-5
	Team						0	2	2			0		0				
	Totals			28-60	5-16	6-8	7	31	38	9	11	67	11	8	7	2	4	11

Technical Fouls: NONE

Shooting By Period			
1st	FG%	15-32	46.9%
	3PT%	1-8	12.5%
	FT%	2-3	66.7%
2nd	FG%	13-28	46.4%
	3PT%	4-8	50.0%
	FT%	4-5	80%
GM	FG%	28-60	46.7%
	3PT%	5-16	31.3%
	FT%	6-8	75.0%

Dead Ball Rebounds: 1, 0

Binghamton - 56 Record: 5-7 (2-1)

NO.	Name		Min	FG M-A	3P M-A	FT M-A	OR	DR	TOT	PF	FD	TP	AS	TO	ST	BS	BA	+/-
21	Ogheneyole Akuwovo	F	12:20	2-4	0-0	1-2	2	3	5	0	1	5	0	1	0	0	1	-10
1	Hakon Hjalmarsson	G	10:23	0-2	0-2	0-0	0	0	0	0	0	0	0	1	0	0	0	-10
3	Jacob Falko	G	32:16	5-10	1-3	0-0	1	1	2	0	2	11	2	2	1	0	0	-19
23	Tyler Bertram	G	25:22	3-10	2-5	0-0	0	1	1	0	0	8	1	0	1	0	0	-10
24	Christian Hinckson	G	31:52	3-5	1-2	2-2	1	7	8	5	2	9	0	3	1	2	0	-14
13	Taveion White		25:31	3-7	0-0	1-3	2	2	4	3	2	7	0	1	0	0	1	-1
4	Kellen Amos		20:10	1-7	1-3	1-2	0	5	5	1	1	4	1	1	0	2	0	0
0	John McGriff		15:33	3-7	3-5	0-0	0	0	0	1	0	9	2	0	0	0	0	8
11	Dan Petcash		14:22	1-3	1-3	0-0	0	2	2	0	1	3	2	1	1	0	0	4
10	George Tinsley		10:02	0-0	0-0	0-0	0	1	1	0	0	0	0	0	0	0	0	-3
44	Yarden Willis		02:09	0-1	0-0	0-0	0	2	2	1	0	0	0	0	0	0	0	0
	Team						0	2	2			0		0				
	Totals			21-56	9-23	5-9	6	26	32	11	9	56	8	10	4	4	2	-11

Technical Fouls: NONE

Shooting By Period			
1st	FG%	10-32	31.3%
	3PT%	4-15	26.7%
	FT%	3-4	75%
2nd	FG%	11-24	45.8%
	3PT%	5-8	62.5%
	FT%	2-5	40%
GM	FG%	21-56	37.5%
	3PT%	9-23	39.1%
	FT%	5-9	55.6%

Dead Ball Rebounds: 2, 0

	NJIT	BING
Biggest lead	17 (2nd 1:22)	2 (1st 6:30)
Best Scoring Run	6(2nd 16:36)	7(2nd 8:03)
Lead Changes	2	
Times Tied	5	
Time with Lead	35:11	00:20

Points from	NJIT	BING
Turnovers	17	11
Paint	44	22
Second Chance	5	7
Fast Breaks	12	1
Bench	11	23

Period by Period Scoring	1st	2nd	TOT
NJIT	33	34	67
BING	27	29	56

GAME THIRTEEN

Binghamton 73, Maine 65

Jan. 16 • Cross Insurance Center • Bangor, Maine

Official Basketball Box Score - Final
Binghamton at Maine
01/16/22 Cross Insurance Center, Bangor
2021-22 Men's Basketball

Game Time: 1:00 PM
Game Duration: 2:00
Attendance: 575

Officials: Tommy Deneen, Josh Burton, Josh Anderson

Binghamton - 73 Record: 6-7 (3-1)

NO.	Name		Min	FG M-A	3P M-A	FT M-A	Rebounds OR	DR	TOT	Fouls PF	FD	TP	AS	TO	ST	Blocks BS	BA	+/-
21	Ogheneyole Akuwovo	F	25:09	3-6	0-0	2-2	3	3	6	3	3	8	1	2	0	0	0	15
0	John McGriff	G	26:55	7-12	1-2	3-4	2	4	6	1	2	18	3	1	0	0	0	13
3	Jacob Falko	G	40:00	10-15	1-3	1-2	0	5	5	3	5	22	2	2	2	0	0	8
23	Tyler Bertram	G	38:00	4-12	2-8	0-0	0	2	2	1	0	10	3	3	0	0	0	11
24	Christian Hinckson	G	34:42	3-7	1-3	2-3	2	5	7	3	3	9	2	3	1	3	2	8
44	Yarden Willis		12:50	1-3	0-0	0-0	1	1	2	1	0	2	0	3	0	0	0	-7
1	Hakon Hjalmarsson		01:51	0-0	0-0	0-0	0	0	0	0	0	0	0	1	0	0	0	0
11	Dan Petcash		11:14	0-4	0-2	2-2	2	1	3	0	2	2	0	2	0	0	0	-5
4	Kellen Amos		02:00	0-0	0-0	0-0	0	0	0	1	0	0	0	1	0	0	0	-3
13	Taveion White		02:01	0-1	0-0	0-0	2	0	2	0	0	0	0	0	0	0	0	0
10	George Tinsley		05:18	0-1	0-0	2-2	1	2	3	1	1	2	0	1	0	0	0	0
Team							5	1	6			0		0				
Totals				28-61	5-18	12-15	18	24	42	14	16	73	11	19	3	3	2	8

Shooting By Period		
1st FG%	17-32	53.1%
3PT%	2-7	28.6%
FT%	6-7	85.7%
2nd FG%	11-29	37.9%
3PT%	3-11	27.3%
FT%	6-8	75%
GM FG%	28-61	45.9%
3PT%	5-18	27.8%
FT%	12-15	80.0%

Dead Ball Rebounds: 2, 0

Technical Fouls::NONE

Maine - 65 Record: 3-11 (0-3)

NO.	Name		Min	FG M-A	3P M-A	FT M-A	Rebounds OR	DR	TOT	Fouls PF	FD	TP	AS	TO	ST	Blocks BS	BA	+/-
4	Ata Turgut	F	20:00	2-4	0-0	4-4	0	0	0	2	2	8	2	1	0	0	1	-3
0	Byron Ireland	G	30:13	2-7	0-2	1-2	2	1	3	2	5	5	3	2	1	0	0	-2
2	Ja'Shonte Wright-Mcleish	G	36:35	3-12	1-5	1-1	0	3	3	3	2	8	1	1	4	0	1	-11
5	Adefolalrin Adetogun	G	22:01	1-7	0-0	0-0	4	3	7	2	1	2	1	1	2	1	1	-9
20	Maks Klanjscek	G	23:41	4-7	1-2	0-0	0	0	0	4	0	9	1	0	2	0	0	-1
21	Chris Efretuei		03:13	0-1	0-0	0-0	0	0	0	1	0	0	0	0	0	1	0	-5
3	Sam Ihekwoaba		27:27	6-10	1-3	0-0	1	2	3	2	0	13	4	3	3	0	0	-2
11	Kristians Feierbergs		16:40	3-5	2-3	0-0	0	3	3	0	0	8	1	1	0	0	0	0
44	Peter Filipovity		20:10	5-6	0-0	2-4	4	2	6	0	4	12	1	3	0	0	0	-7
Team							1	2	3			0		1				
Totals				26-59	5-15	8-11	12	16	28	16	14	65	14	13	12	2	3	-8

Shooting By Period		
1st FG%	15-28	53.6%
3PT%	4-9	44.4%
FT%	3-3	100%
2nd FG%	11-31	35.5%
3PT%	1-6	16.7%
FT%	5-8	62.5%
GM FG%	26-59	44.1%
3PT%	5-15	33.3%
FT%	8-11	72.7%

Dead Ball Rebounds: 0, 0

Technical Fouls::NONE

	BIN	MAI
Biggest lead	9 (1st 6:44)	3 (2nd 6:10)
Best Scoring Run	7(1st 1:58)	8(1st 4:51)
Lead Changes	9	
Times Tied	3	
Time with Lead	33:57	04:21

Points from	BIN	MAI
Turnovers	18	21
Paint	38	34
Second Chance	15	5
Fast Breaks	2	6
Bench	6	33

Period by Period Scoring	1st	2nd	TOT
BIN	42	31	73
MAI	37	28	65

GAME FOURTEEN

Stony Brook 74, Binghamton 71

Jan. 19 • Dr. Bai Lee Court, Events Center • Vestal, N.Y.

Official Basketball Box Score - Final
Stony Brook at Binghamton
01/19/22 Events Center, Vestal, NY
2021-22 Men's Basketball

Game Time: 7:00 PM
Game Duration: 2:16
Attendance: 1,201

Officials: Adam Vandenburgh, Brian Zink, Riley McGraw

Stony Brook - 74 Record: 11-6 (3-1)

NO.	Name		Min	FG M-A	3P M-A	FT M-A	Rebounds OR	DR	TOT	Fouls PF	FD	TP	AS	TO	ST	Blocks BS	BA	+/-
2	Frankie Policelli	F	20:02	2-5	1-4	2-2	2	2	4	2	3	7	1	2	0	0	0	9
1	Jahlil Jenkins	G	36:14	3-10	2-4	6-7	1	1	2	0	4	14	3	1	3	0	1	0
4	Tykei Greene	G	32:24	1-8	0-1	4-7	5	7	12	1	5	6	0	0	0	0	2	-3
5	Juan Felix Rodriguez	G	32:02	1-5	1-5	3-4	0	4	4	4	4	6	0	5	0	0	0	5
14	Tyler Stephenson-Moore	G	09:52	1-6	1-4	0-0	2	2	4	4	0	3	1	0	0	0	0	11
15	Anthony Roberts		35:33	8-16	0-3	9-10	0	5	5	2	5	25	1	1	1	2	0	-4
33	Jaden Sayles		18:49	5-8	0-0	1-2	2	3	5	2	1	11	0	0	0	0	1	-9
13	Omar Habwe		15:04	0-3	0-0	2-2	0	2	2	1	1	2	0	0	0	1	0	6
Team							3	2	5			0		0				
Totals				21-61	5-21	27-34	15	28	43	16	23	74	6	9	4	3	4	3

Shooting By Period		
1st FG%	11-34	32.4%
3PT%	5-14	35.7%
FT%	11-16	68.8%
2nd FG%	10-27	37.0%
3PT%	0-7	0.0%
FT%	16-18	88.9%
GM FG%	21-61	34.4%
3PT%	5-21	23.8%
FT%	27-34	79.4%

Dead Ball Rebounds: 3, 0

Technical Fouls::NONE

Binghamton - 71 Record: 6-8 (3-2)

NO.	Name		Min	FG M-A	3P M-A	FT M-A	Rebounds OR	DR	TOT	Fouls PF	FD	TP	AS	TO	ST	Blocks BS	BA	+/-
21	Ogheneyole Akuwovo	F	05:31	0-1	0-0	0-2	1	1	2	3	1	0	0	0	0	0	0	-7
0	John McGriff	G	34:17	4-13	1-2	1-4	1	4	5	3	2	10	3	3	1	0	0	-2
3	Jacob Falko	G	32:47	6-12	0-2	1-1	0	2	2	4	3	13	5	1	0	0	0	1
23	Tyler Bertram	G	29:54	4-15	3-11	2-2	1	4	5	2	1	13	0	0	0	0	1	4
24	Christian Hinckson	G	37:51	5-8	0-3	4-6	3	8	11	2	5	14	1	3	0	0	1	3
44	Yarden Willis		12:37	2-3	0-0	0-0	1	3	4	2	0	4	1	0	0	1	0	4
4	Kellen Amos		14:13	5-7	2-3	0-2	0	3	3	0	1	12	0	5	1	1	0	-10
10	George Tinsley		02:09	0-1	0-1	0-0	0	0	0	0	0	0	0	0	0	0	0	-6
13	Taveion White		21:43	1-2	0-0	1-2	2	2	4	4	3	3	1	0	0	2	1	1
11	Dan Petcash		08:58	1-1	0-0	0-0	0	0	0	3	0	2	0	0	0	0	0	-3
Team							4	2	6			0		0				
Totals				28-63	6-22	9-19	13	29	42	23	16	71	11	12	2	4	3	-3

Shooting By Period		
1st FG%	13-29	44.8%
3PT%	4-12	33.3%
FT%	2-5	40%
2nd FG%	15-34	44.1%
3PT%	2-10	20.0%
FT%	7-14	50%
GM FG%	28-63	44.4%
3PT%	6-22	27.3%
FT%	9-19	47.4%

Dead Ball Rebounds: 4, 0

Technical Fouls::NONE

	STONY	BING
Biggest lead	10 (2nd 12:54)	3 (1st 13:03)
Best Scoring Run	9(1st 9:04)	10(1st 13:03)
Lead Changes	4	
Times Tied	3	
Time with Lead	35:14	01:40

Points from	STONY	BING
Turnovers	11	7
Paint	24	42
Second Chance	14	12
Fast Breaks	6	9
Bench	38	21

Period by Period Scoring	1st	2nd	TOT
STONY	38	36	74
BING	32	39	71

GAME FIFTEEN

Binghamton 68, NJIT 57

Jan. 22 • Wellness & Events Center • Newark, N.J.

Official Basketball Box Score - Final
Binghamton at NJIT
01/22/22 NJIT's Wellness & Events Center, Newark, N.J.
2021-22 Men's Basketball

Game Time: 7:00 PM
Game Duration: 1:48
Attendance: 314

Officials: Mikerlange Fleury, Jason Bradwell, Jermaine Rogers

Binghamton - 68 Record: 7-8 (4-2)

NO.	Name		Min	FG M-A	3P M-A	FT M-A	Rebounds OR	DR	TOT	Fouls PF	FD	TP	AS	TO	ST	Blocks BS	BA	+/-
44	Yarden Willis	C	11:59	1-1	0-0	1-2	1	2	3	4	4	3	0	3	0	0	0	12
0	John McGriff	G	33:22	2-8	0-2	7-10	0	1	1	2	7	11	5	4	1	0	0	14
3	Jacob Falko	G	32:10	9-15	0-3	2-2	0	6	6	2	2	20	4	1	3	1	1	18
23	Tyler Bertram	G	29:47	3-10	1-7	0-0	0	2	2	1	1	7	2	1	1	0	1	20
24	Christian Hinckson	G	37:34	6-7	3-4	0-0	2	8	10	2	1	15	0	2	4	2	0	19
21	Ogheneyole Akuwovo		26:36	3-5	0-0	2-4	1	7	8	2	3	8	0	1	0	0	0	2
1	Hakon Hjalmarsson		04:24	0-1	0-1	0-0	0	1	1	1	0	0	0	0	0	0	0	-4
4	Kellen Amos		05:16	0-2	0-1	2-2	0	0	0	0	1	2	0	0	0	0	0	-8
11	Dan Petcash		15:01	0-1	0-0	2-2	0	1	1	1	1	2	0	0	1	0	0	-7
10	George Tinsley		02:26	0-1	0-1	0-0	0	0	0	0	0	0	0	0	0	0	0	-8
13	Taveion White		01:25	0-0	0-0	0-1	0	0	0	1	1	0	0	0	0	0	0	-3
Team							0	1	1			0		0				
Totals				24-51	4-19	16-23	4	29	33	16	21	68	11	12	10	3	2	11

Shooting By Period		
1st FG%	10-26	38.5%
3PT%	3-12	25.0%
FT%	6-11	54.5%
2nd FG%	14-25	56.0%
3PT%	1-7	14.3%
FT%	10-12	83.3%
GM FG%	24-51	47.1%
3PT%	4-19	21.1%
FT%	16-23	69.6%

Dead Ball Rebounds: 2, 1

Technical Fouls::NONE

NJIT - 57 Record: 8-9 (3-4)

NO.	Name		Min	FG M-A	3P M-A	FT M-A	Rebounds OR	DR	TOT	Fouls PF	FD	TP	AS	TO	ST	Blocks BS	BA	+/-
5	Miles Coleman	F	37:18	4-13	1-7	1-2	2	6	8	2	3	10	3	3	2	0	0	-22
21	Souleymane Diakite	F	33:00	7-11	0-0	0-3	2	7	9	4	4	14	0	2	0	0	1	-10
1	James Lee	G	26:43	1-4	0-1	0-0	0	4	4	3	1	2	3	5	2	0	0	-1
2	Dylan O'Hearn	G	38:16	3-14	2-10	0-2	1	3	4	4	2	8	1	4	0	1	1	-12
23	Antwuan Butler	G	33:23	5-9	2-4	0-0	0	2	2	4	3	12	1	2	0	0	0	-18
25	Keeshawn Mason		04:17	1-1	0-0	0-0	0	1	1	2	0	2	0	0	0	0	0	7
24	Mekhi Gray		21:38	3-4	0-0	3-4	1	4	5	1	3	9	0	0	2	1	1	-2
10	Eyal Nankin		02:42	0-0	0-0	0-0	0	0	0	1	0	0	0	0	0	0	0	11
33	Kjell de Graaf		02:43	0-0	0-0	0-0	0	0	0	0	0	0	0	1	0	0	0	-8
Team							0	1	1			0		1				
Totals				24-56	5-22	4-11	6	28	34	21	16	57	8	18	6	2	3	-11

Shooting By Period		
1st FG%	14-30	46.7%
3PT%	1-9	11.1%
FT%	4-9	44.4%
2nd FG%	10-26	38.5%
3PT%	4-13	30.8%
FT%	0-2	0%
GM FG%	24-56	42.9%
3PT%	5-22	22.7%
FT%	4-11	36.4%

Dead Ball Rebounds: 3, 0

Technical Fouls::NONE

	BING	NJIT
Biggest lead	12 (2nd 1:20)	9 (1st 6:43)
Best Scoring Run	10(1st 3:42)	11(1st 6:43)
Lead Changes	9	
Times Tied	6	
Time with Lead	22:19	13:16

Points from	BING	NJIT
Turnovers	23	13
Paint	40	34
Second Chance	1	7
Fast Breaks	14	5
Bench	12	11

Period by Period Scoring	1st	2nd	TOT
BING	29	39	68
NJIT	33	24	57

GAME SIXTEEN

Binghamton 74, Hartford 64

Jan. 24 • Dr. Bai Lee Court at Events Center • Vestal, N.Y.

Official Basketball Box Score - Final
Hartford at Binghamton
01/24/22 Events Center, Vestal, N.Y.
2021-22 Men's Basketball

Game Time: 7:30 PM
Game Duration: 1:52
Attendance: 1,525

Officials: Matt Potter, Tony Chiazza, Tyler Sandmann

Hartford - 64 Record: 3-12 (1-2)

NO.	Name		Min	FG M-A	3P M-A	FT M-A	Rebounds OR	DR	TOT	Fouls PF	FD	TP	AS	TO	ST	Blocks BS	BA	+/-
00	Hunter Marks	F	26:44	1-4	0-3	3-4	2	3	5	3	2	5	1	1	0	1	0	-5
2	D.J. Mitchell	G	26:16	5-7	2-3	0-0	1	2	3	1	1	12	3	1	0	0	0	-4
4	Moses Flowers	G	33:50	4-11	1-3	1-3	0	10	10	2	3	10	1	0	3	0	1	-9
20	Austin Williams	G	31:44	6-10	1-2	3-4	0	3	3	2	4	16	2	4	1	0	1	-13
25	Traci Carter	G	29:04	3-11	3-8	0-0	0	1	1	4	0	9	1	4	3	1	0	-8
23	Michael Dunne		14:47	1-3	1-3	0-0	0	1	1	1	0	3	0	0	2	0	0	1
24	Jared Kimbrough		08:29	0-0	0-0	0-0	0	1	1	0	0	0	0	1	1	1	0	2
3	David Shriver		23:38	3-9	2-6	1-2	0	2	2	0	1	9	1	0	0	1	1	-7
11	Briggs McClain		04:05	0-2	0-0	0-0	0	0	0	1	1	0	0	0	0	0	0	-8
45	Pierre Sow		00:11	0-0	0-0	0-0	0	0	0	0	0	0	0	0	0	0	0	3
5	Kurtis Henderson		00:36	0-0	0-0	0-0	0	0	0	0	0	0	0	0	0	0	0	-1
22	Carlos Edmundo		00:15	0-0	0-0	0-0	0	0	0	0	0	0	0	0	0	0	0	1
21	Matt Hobbs		00:21	0-0	0-0	0-0	0	0	0	0	0	0	0	0	0	0	0	-2
Team							0	3	3			0		0				
Totals				23-57	10-28	8-13	3	26	29	14	12	64	9	11	10	4	3	-10

Shooting By Period		
1st FG%	15-30	50.0%
3PT%	6-15	40.0%
FT%	4-6	66.7%
2nd FG%	8-27	29.6%
3PT%	4-13	30.8%
FT%	4-7	57.1%
GM FG%	23-57	40.4%
3PT%	10-28	35.7%
FT%	8-13	61.5%

Dead Ball Rebounds: 1, 0

Technical Fouls::NONE

Binghamton - 74 Record: 8-8 (5-2)

NO.	Name		Min	FG M-A	3P M-A	FT M-A	Rebounds OR	DR	TOT	Fouls PF	FD	TP	AS	TO	ST	Blocks BS	BA	+/-
44	Yarden Willis	C	04:00	1-3	0-0	0-0	0	0	0	1	0	2	0	0	0	0	0	-5
0	John McGriff	G	30:48	3-11	1-5	4-5	0	5	5	2	4	11	2	2	2	0	0	6
3	Jacob Falko	G	37:33	9-20	2-7	2-2	0	6	6	2	1	22	5	2	0	1	3	16
23	Tyler Bertram	G	15:04	0-1	0-0	1-2	0	1	1	0	1	1	0	1	1	0	0	-16
24	Christian Hinckson	G	34:35	7-13	3-4	3-3	2	7	9	1	3	20	0	1	0	1	0	15
13	Taveion White		08:55	2-2	0-0	0-0	1	1	2	2	1	4	0	0	0	0	0	-5
11	Dan Petcash		26:45	1-3	0-0	3-3	0	7	7	2	2	5	1	3	3	1	1	20
21	Ogheneyole Akuwovo		05:03	1-1	0-0	1-2	1	0	1	0	1	3	0	1	1	0	0	-7
10	George Tinsley		29:37	2-4	0-2	0-0	6	5	11	2	1	4	1	3	2	0	0	18
4	Kellen Amos		03:18	0-2	0-2	0-0	0	1	1	0	0	0	0	1	0	0	0	-2
1	Hakon Hjalmarsson		04:22	1-2	0-0	0-0	0	1	1	0	0	2	1	0	0	0	0	10
Team							1	1	2			0		0				
Totals				27-62	6-20	14-17	11	35	46	12	14	74	10	14	9	3	4	10

Shooting By Period		
1st FG%	13-32	40.6%
3PT%	2-9	22.2%
FT%	3-5	60%
2nd FG%	14-30	46.7%
3PT%	4-11	36.4%
FT%	11-12	91.7%
GM FG%	27-62	43.5%
3PT%	6-20	30.0%
FT%	14-17	82.4%

Dead Ball Rebounds: 1, 0

Technical Fouls::NONE

	HART	BING
Biggest lead	19 (1st 4:25)	13 (2nd 9:30)
Best Scoring Run	10(1st 8:53)	19(2nd 10:51)
Lead Changes	1	
Times Tied	0	
Time with Lead	25:07	13:57

Points from	HART	BING
Turnovers	15	20
Paint	24	38
Second Chance	3	17
Fast Breaks	9	19
Bench	12	18

Period by Period Scoring	1st	2nd	TOT
HART	40	24	64
BING	31	43	74

GAME SEVENTEEN
Hartford 72, Binghamton 60
Jan. 26 • Chase Arena • West Hartford, Conn.

Official Basketball Box Score - Final
Binghamton at Hartford
01/26/22 Chase Arena at Reich Family Pavilion, West Hartford
2021-22 Men's Basketball

Game Time: 7:00 PM
Game Duration: 1:5[illegible]
Attendance: [illegible]

Officials: Tommy Dawson, [illegible], John Cahill Jr.

Binghamton - 60 Record: 8-9 (5-3)

NO.	Name		Min	FG M-A	3P M-A	FT M-A	Reb OR	Reb DR	Reb TOT	Fouls PF	Fouls FD	TP	AS	TO	ST	Blocks BS	Blocks BA	+/-
44	Yarden Willis	C	04:38	0-1	0-0	0-0	0	1	1	0	0	0	0	0	0	0	1	-8
0	John McGriff	G	24:11	5-13	0-3	0-1	1	0	1	0	1	10	2	3	1	0	2	-10
3	Jacob Falko	G	33:25	1-7	1-2	1-2	0	3	3	2	2	4	6	3	0	0	2	-16
23	Tyler Bertram	G	13:40	1-7	0-5	0-0	0	1	1	4	1	2	0	0	0	0	1	-8
24	Christian Hinckson	G	17:24	0-3	0-1	2-2	0	3	3	3	1	2	0	1	0	1	0	-22
13	Taveion White		10:50	1-3	0-0	1-4	3	1	4	1	2	3	0	0	0	0	1	4
11	Dan Petcash		23:13	2-2	1-1	1-2	1	4	5	1	3	6	0	1	0	0	0	-9
10	George Tinsley		25:00	5-6	1-2	4-6	5	3	8	2	4	15	0	0	0	0	0	1
21	Ogheneyole Akuwovo		07:35	0-0	0-0	0-0	0	1	1	1	0	0	0	2	0	0	0	-1
1	Hakon Hjalmarsson		12:54	2-10	0-3	0-0	1	1	2	2	0	4	0	0	0	0	1	2
2	Bryce Beamer		11:41	4-6	4-4	2-2	2	2	4	2	2	14	0	1	2	0	0	-2
4	Kellen Amos		15:29	0-2	0-1	0-0	0	3	3	1	0	0	2	2	1	1	0	9
Team							4	2	6			0		0				
Totals				21-60	7-22	11-19	17	25	42	19	16	60	10	13	4	2	8	-12

Shooting By Period			
1st	FG%	8-27	29.6%
	3PT%	3-12	25.0%
	FT%	4-6	66.7%
2nd	FG%	13-33	39.4%
	3PT%	4-10	40.0%
	FT%	7-13	53.8%
GM	FG%	21-60	35.0%
	3PT%	7-22	31.8%
	FT%	11-19	57.9%

Dead Ball Rebounds: 2, 1

Technical Fouls: NONE

Hartford - 72 Record: [illegible]

NO.	Name		Min	FG M-A	3P M-A	FT M-A	Reb OR	Reb DR	Reb TOT	Fouls PF	Fouls FD	TP	AS	TO	ST	Blocks BS	Blocks BA	+/-
0	Hunter Marks	F	31:35	3-5	2-3	7-8	2	2	4	0	4	15	1	0	0	6	0	3
2	D.J. Mitchell	G	28:54	1-6	1-3	0-0	2	2	4	2	0	3	2	2	1	1	0	9
4	Moses Flowers	G	33:56	7-15	1-4	6-12	3	10	13	1	8	21	4	0	4	0	1	8
20	Austin Williams	G	23:23	4-13	0-4	2-2	1	4	5	5	3	10	1	3	2	0	1	12
25	Traci Carter	G	27:39	3-4	2-2	0-0	0	2	2	4	0	8	2	1	1	1	0	8
24	Jared Kimbrough		11:38	1-2	0-0	0-1	1	1	2	1	1	2	0	1	0	0	0	13
3	David Shriver		28:40	5-7	3-5	0-1	1	4	5	2	1	13	2	1	1	0	0	8
11	Briggs McClain		03:44	0-1	0-0	0-0	0	0	0	0	2	0	0	0	0	0	0	-4
23	Michael Dunne		10:31	0-2	0-2	0-0	0	1	1	1	0	0	0	0	0	0	0	3
Team							0	2	2			0		1				
Totals				24-55	9-23	15-24	10	28	38	16	19	72	12	9	9	8	2	12

Shooting By Period			
1st	FG%	14-31	45.2%
	3PT%	5-13	38.5%
	FT%	5-11	45.5%
2nd	FG%	10-24	41.7%
	3PT%	4-10	40.0%
	FT%	10-13	76.9%
GM	FG%	24-55	43.6%
	3PT%	9-23	39.1%
	FT%	15-24	62.5%

Dead Ball Rebounds: 4, 0

Technical Fouls: NONE

	Bing	Hart
Biggest lead	1 (1st 18:22)	20 (2nd 15:28)
Best Scoring Run	5(2nd 14:42)	9(1st 15:23)
Lead Changes	2	
Times Tied	1	
Time with Lead	00:18	37:34

Points from	Bing	Hart
Turnovers	4	11
Paint	22	24
Second Chance	11	14
Fast Breaks	8	4
Bench	42	15

Period by Period Scoring	1st	2nd	TOT
Bing	23	37	60
Hart	38	34	72

GAME EIGHTEEN
UMBC 70, Binghamton 68
Jan. 29 • Dr. Bai Lee Court, Events Center • Vestal, N.Y.

Official Basketball Box Score - Final
UMBC at Binghamton
01/29/22 Events Center, Vestal
2021-22 Men's Basketball

Game Time: 2:00 PM
Game Duration: 2:07
Attendance: 2,113

Officials: Brian Zink, Chris Slattery, Riley McGraw

UMBC - 70 Record: 9-10 (4-4)

NO.	Name		Min	FG M-A	3P M-A	FT M-A	Reb OR	Reb DR	Reb TOT	Fouls PF	Fouls FD	TP	AS	TO	ST	Blocks BS	Blocks BA	+/-
15	Yaw Obeng-Mensah	F	26:54	4-8	0-0	1-4	2	4	6	4	3	9	1	2	0	0	4	8
25	Nathan Johnson	F	28:49	2-4	1-2	2-3	2	7	9	2	4	7	1	1	0	0	0	-1
0	Keondre Kennedy	G	37:56	7-16	1-5	2-2	1	8	9	0	4	17	3	0	2	1	2	1
1	L.J. Owens	G	35:36	5-11	2-5	2-2	0	3	3	5	2	14	0	2	0	0	1	-1
5	Darnell Rogers	G	34:37	5-12	3-7	4-4	1	1	2	3	3	17	4	2	2	0	0	5
10	Szymon Wojcik		10:22	0-1	0-1	3-4	0	0	0	0	3	3	0	0	0	0	0	-5
41	Jacob Boonyasith		20:23	1-5	1-4	0-1	0	3	3	2	1	3	0	2	0	0	0	6
3	Hakim Byrd		05:23	0-2	0-1	0-0	0	0	0	0	0	0	1	0	0	0	1	-3
Team							4	2	6			0		0				
Totals				24-59	8-25	14-20	10	28	38	16	20	70	10	9	4	1	8	2

Shooting By Period			
1st	FG%	14-31	45.2%
	3PT%	6-17	35.3%
	FT%	4-4	100%
2nd	FG%	10-28	35.7%
	3PT%	2-8	25.0%
	FT%	10-16	62.5%
GM	FG%	24-59	40.7%
	3PT%	8-25	32.0%
	FT%	14-20	70.0%

Dead Ball Rebounds: 2, 0

Technical Fouls: :NONE

Binghamton - 68 Record: 8-10 (5-4)

NO.	Name		Min	FG M-A	3P M-A	FT M-A	Reb OR	Reb DR	Reb TOT	Fouls PF	Fouls FD	TP	AS	TO	ST	Blocks BS	Blocks BA	+/-
13	Taveion White	F	21:00	2-3	0-0	2-6	1	1	2	4	3	6	1	1	0	2	0	3
0	John McGriff	G	29:22	3-9	1-3	2-2	1	4	5	4	1	9	3	3	0	0	0	-5
3	Jacob Falko	G	34:41	6-12	1-2	3-4	0	8	8	2	6	16	4	3	1	0	0	-1
11	Dan Petcash	G	38:38	3-4	2-2	0-0	0	6	6	1	0	8	2	0	1	0	0	-6
24	Christian Hinckson	G	30:18	5-8	3-4	0-0	0	4	4	5	2	13	1	1	1	1	0	3
10	George Tinsley		10:56	0-1	0-0	0-0	0	2	2	1	0	0	0	0	1	1	0	1
23	Tyler Bertram		23:40	5-15	5-12	0-0	0	1	1	3	1	15	2	2	0	0	1	-2
2	Bryce Beamer		02:14	0-0	0-0	0-0	0	0	0	0	1	0	0	0	0	1	0	-1
21	Ogheneyole Akuwovo		05:40	0-0	0-0	1-2	0	0	0	0	1	1	0	1	0	3	0	-2
1	Hakon Hjalmarsson		03:21	0-2	0-2	0-0	0	0	0	0	1	0	1	0	0	0	0	3
15	Ador Athuai		00:10	0-0	0-0	0-0	0	0	0	0	0	0	0	0	0	0	0	-3
Team							2	3	5			0		0				
Totals				24-54	12-25	8-14	4	29	33	20	16	68	14	11	4	8	1	-2

Shooting By Period			
1st	FG%	14-25	56.0%
	3PT%	10-16	62.5%
	FT%	1-2	50%
2nd	FG%	10-29	34.5%
	3PT%	2-9	22.2%
	FT%	7-12	58.3%
GM	FG%	24-54	44.4%
	3PT%	12-25	48.0%
	FT%	8-14	57.1%

Dead Ball Rebounds: 4, 0

Technical Fouls: :NONE

	UMBC	BING
Biggest lead	4 (2nd 3:39)	6 (1st 11:48)
Best Scoring Run	7(1st 4:56)	6(1st 11:48)
Lead Changes	16	
Times Tied	9	
Time with Lead	07:10	27:09

Points from	UMBC	BING
Turnovers	15	5
Paint	32	18
Second Chance	15	0
Fast Breaks	3	5
Bench	6	16

Period by Period Scoring	1st	2nd	TOT
UMBC	38	32	70
BING	39	29	68

GAME NINETEEN
Binghamton 77, Stony Brook 61
Feb. 2 • Island Federal Arena • Stony Brook, N.Y.

Official Basketball Box Score - Final
Binghamton at Stony Brook
02/02/22 Island Federal Credit Union Arena, Stony Brook
2021-22 Stony Brook Men's Basketball

Game Time: 7:00 PM
Game Duration: 1:55
Attendance: 2,476

Officials: Evon Burroughs, Tyler Sandmann, Sean Campbell

Binghamton - 77 Record: 9-10 (6-4)

NO.	Name		Min	FG M-A	3P M-A	FT M-A	Reb OR	Reb DR	Reb TOT	Fouls PF	Fouls FD	TP	AS	TO	ST	Blocks BS	Blocks BA	+/-
13	Taveion White	F	33:41	1-1	0-0	0-1	1	6	7	1	1	2	1	0	1	1	0	14
0	John McGriff	G	21:44	5-9	1-1	2-2	1	4	5	4	2	13	2	3	0	0	0	16
3	Jacob Falko	G	34:47	11-20	2-5	5-6	2	1	3	1	4	29	5	4	3	0	1	11
11	Dan Petcash	G	31:35	3-10	1-4	0-0	1	3	4	2	0	7	1	2	2	0	1	13
24	Christian Hinckson	G	22:57	3-5	0-1	3-5	3	6	9	4	3	9	2	1	1	1	1	23
23	Tyler Bertram		22:10	2-9	1-5	0-0	1	1	2	0	0	5	3	0	0	0	1	8
44	Yarden Willis		06:08	2-2	0-0	0-0	0	2	2	1	0	4	0	0	0	1	0	1
4	Kellen Amos		09:44	1-4	1-2	0-0	1	3	4	1	0	3	0	0	1	0	0	0
10	George Tinsley		11:04	2-3	1-2	0-0	0	0	0	0	0	5	1	0	0	0	0	0
2	Bryce Beamer		06:10	0-3	0-1	0-0	2	2	4	0	0	0	0	0	0	0	0	-6
Team							2	5	7			0		0				
Totals				30-66	7-21	10-14	14	33	47	14	10	77	15	10	8	3	4	16

Shooting By Period			
1st	FG%	16-32	50.0%
	3PT%	5-13	38.5%
	FT%	3-5	60%
2nd	FG%	14-34	41.2%
	3PT%	2-8	25.0%
	FT%	7-9	77.8%
GM	FG%	30-66	45.5%
	3PT%	7-21	33.3%
	FT%	10-14	71.4%

Dead Ball Rebounds: 2, 0

Technical Fouls: :NONE

Stony Brook - 61 Record: 13-8 (5-3)

NO.	Name		Min	FG M-A	3P M-A	FT M-A	Reb OR	Reb DR	Reb TOT	Fouls PF	Fouls FD	TP	AS	TO	ST	Blocks BS	Blocks BA	+/-
2	Frankie Policelli	F	19:19	1-5	0-1	0-0	0	5	5	0	1	2	1	1	0	0	1	-7
1	Jahlil Jenkins	G	32:50	3-11	2-6	4-4	0	0	0	1	3	12	4	2	3	0	0	-12
4	Tykei Greene	G	29:14	4-8	3-3	1-2	5	4	9	1	4	12	3	2	1	1	1	-12
5	Juan Felix Rodriguez	G	28:07	3-7	1-5	2-3	0	0	0	0	1	9	1	0	1	0	0	-11
14	Tyler Stephenson-Moore	G	26:50	5-11	5-11	0-0	0	1	1	0	0	15	0	0	0	0	0	-4
13	Omar Habwe		15:53	1-4	0-1	0-0	2	5	7	3	2	2	0	1	1	2	1	-6
15	Anthony Roberts		23:20	2-13	0-5	0-1	0	3	3	4	1	4	3	1	0	0	0	-17
3	Elijah Olaniyi		14:27	1-4	0-3	1-2	0	4	4	2	1	3	1	2	0	1	0	-6
23	Jaden Sayles		08:55	0-0	0-0	2-2	0	0	0	0	1	2	0	0	0	0	0	-6
10	Kaine Roberts		01:05	0-0	0-0	0-0	0	0	0	0	0	0	0	0	0	0	0	1
Team							4	2	6			0		0				
Totals				20-63	11-35	10-14	11	24	35	11	14	61	13	9	6	4	3	-16

Shooting By Period			
1st	FG%	9-30	30.0%
	3PT%	5-17	29.4%
	FT%	6-9	66.7%
2nd	FG%	11-33	33.3%
	3PT%	6-18	33.3%
	FT%	4-5	80%
GM	FG%	20-63	31.7%
	3PT%	11-35	31.4%
	FT%	10-14	71.4%

Dead Ball Rebounds: 3, 0

Technical Fouls: Roberts 2nd 1:05

	BING	SBU
Biggest lead	19 (2nd 0:45)	1 (1st 19:02)
Best Scoring Run	11(2nd 0:45)	5(1st 0:06)
Lead Changes	2	
Times Tied	1	
Time with Lead	38:54	00:19

Points from	BING	SBU
Turnovers	10	10
Paint	40	16
Second Chance	12	4
Fast Breaks	8	4
Bench	17	11

Period by Period Scoring	1st	2nd	TOT
BING	40	37	77
SBU	29	32	61

GAME TWENTY
Binghamton 69, Maine 60
Feb. 5 • Dr. Bai Lee Court, Events Center • Vestal, N.Y.

Official Basketball Box Score - Final
Maine at Binghamton
02/05/22 Events Center, Vestal
2021-22 Men's Basketball

Game Time: 2:00 PM
Game Duration: 2:09
Attendance: 2,241

Officials: Kevin O'Connell, Tiger Womack, Devorn Kinsey

Maine - 60 Record: 4-18 (1-10)

NO.	Name		Min	FG M-A	3P M-A	FT M-A	Reb OR	Reb DR	Reb TOT	Fouls PF	Fouls FD	TP	AS	TO	ST	Blocks BS	Blocks BA	+/-
4	Ata Turgut	F	26:45	2-4	0-2	0-0	0	3	3	1	0	4	1	0	1	0	0	-16
10	Stephane Ingo	F	35:04	6-9	1-1	3-4	1	3	4	1	3	16	1	2	2	5	0	-7
1	Vukasin Masic	G	37:33	4-12	2-5	0-0	0	3	3	2	4	10	6	3	0	0	0	-8
2	Ja'Shonte Wright-Mcleish	G	40:00	8-13	4-9	0-0	0	3	3	3	2	20	2	1	4	0	0	-9
20	Maks Klanjscek	G	30:33	2-11	2-6	2-2	1	1	2	3	2	8	0	3	0	1	0	-5
5	Adefolalrin Adetogun		20:49	0-5	0-2	0-0	0	4	4	1	0	0	2	0	2	0	0	-1
3	Sam Ihekwoaba		02:26	0-1	0-0	0-0	1	0	1	0	0	0	0	1	0	0	1	1
0	Byron Ireland		03:27	1-1	0-0	0-0	1	0	1	0	1	2	0	2	0	0	0	-7
44	Peter Filipovity		03:23	0-1	0-0	0-0	1	0	1	1	0	0	0	0	0	0	0	7
Team							2	2	4			0		0				
Totals				23-57	9-25	5-6	7	19	26	12	12	60	12	12	9	6	1	-9

Shooting By Period			
1st	FG%	9-27	33.3%
	3PT%	3-10	30.0%
	FT%	2-2	100%
2nd	FG%	14-30	46.7%
	3PT%	6-15	40.0%
	FT%	3-4	75%
GM	FG%	23-57	40.4%
	3PT%	9-25	36.0%
	FT%	5-6	83.3%

Dead Ball Rebounds: 0, 0

Technical Fouls: :NONE

Binghamton - 69 Record: 10-10 (7-4)

NO.	Name		Min	FG M-A	3P M-A	FT M-A	Reb OR	Reb DR	Reb TOT	Fouls PF	Fouls FD	TP	AS	TO	ST	Blocks BS	Blocks BA	+/-
13	Taveion White	F	31:24	3-7	0-0	0-0	4	5	9	2	1	6	3	2	1	0	3	8
0	John McGriff	G	14:38	1-6	1-1	0-0	0	2	2	1	0	3	0	1	1	0	2	10
3	Jacob Falko	G	37:49	7-17	1-5	3-4	2	5	7	1	4	18	3	1	1	0	1	2
11	Dan Petcash	G	32:33	3-5	1-2	4-4	0	4	4	2	2	11	2	1	1	0	0	10
24	Christian Hinckson	G	20:57	0-3	0-1	0-0	1	4	5	3	1	0	3	3	0	0	0	-9
23	Tyler Bertram		27:09	4-8	3-4	1-1	1	1	2	0	1	12	2	3	3	0	0	9
10	George Tinsley		24:28	6-7	3-3	2-2	2	3	5	0	2	17	0	2	2	0	0	19
21	Ogheneyole Akuwovo		03:41	1-1	0-0	0-0	0	1	1	1	1	2	0	0	0	1	0	1
44	Yarden Willis		03:04	0-2	0-0	0-0	1	0	1	1	0	0	0	1	0	0	0	0
1	Hakon Hjalmarsson		02:26	0-1	0-1	0-0	0	0	0	1	0	0	0	1	0	0	0	-5
2	Bryce Beamer		01:51	0-0	0-0	0-0	0	0	0	0	0	0	0	0	0	0	0	0
Team							3	3	6			0		2				
Totals				25-57	9-17	10-11	14	28	42	12	12	69	13	17	9	1	6	9

Shooting By Period			
1st	FG%	8-31	25.8%
	3PT%	3-8	37.5%
	FT%	5-6	83.3%
2nd	FG%	17-26	65.4%
	3PT%	6-9	66.7%
	FT%	5-5	100%
GM	FG%	25-57	43.9%
	3PT%	9-17	52.9%
	FT%	10-11	90.9%

Dead Ball Rebounds: 0, 0

Technical Fouls: :NONE

	MAINE	BING
Biggest lead	6 (1st 13:29)	17 (2nd 4:36)
Best Scoring Run	5(1st 13:29)	9(1st 7:49)
Lead Changes	3	
Times Tied	2	
Time with Lead	13:21	24:43

Points from	MAINE	BING
Turnovers	18	14
Paint	22	30
Second Chance	8	14
Fast Breaks	7	3
Bench	2	31

Period by Period Scoring	1st	2nd	TOT
MAINE	23	37	60
BING	24	45	69

GAME TWENTY-ONE
Vermont 82, Binghamton 51
Feb. 9 • Patrick Gymnasium • Burlington, Vt.

Official Basketball Box Score - Final
Binghamton at Vermont
02/09/22 Roy L. Patrick Gymnasium, Burlington, VT
2021-22 Men's Basketball

Game Time: 7:00 PM
Game Duration: 1:47
Attendance: 2,124

Officials: Matt Dorn, Tyler Sandmann, Jason Bradwell

Binghamton - 51 Record: 10-11 (7-5)

NO.	Name		Min	FG M-A	3P M-A	FT M-A	Rebounds OR	DR	TOT	Fouls PF	FD	TP	AS	TO	ST	Blocks BS	BA	+/-
13	Taveion White	F	20:20	3-7	0-0	0-0	2	3	5	1	0	6	0	0	0	0	2	-14
3	Jacob Falko	G	26:55	6-16	1-3	1-1	0	1	1	3	1	14	3	2	3	1	0	-18
4	Kellen Amos	G	11:51	1-5	0-2	0-0	0	1	1	1	0	2	1	0	0	1	0	-5
11	Dan Petcash	G	24:30	0-3	0-2	0-0	0	1	1	2	0	0	0	1	1	0	0	-11
24	Christian Hinckson	G	29:55	3-7	1-3	0-0	0	4	4	1	0	7	2	0	0	0	1	-26
10	George Tinsley		14:14	0-2	0-1	0-0	2	0	2	0	0	0	0	0	0	0	0	-15
23	Tyler Bertram		26:00	2-9	2-5	0-0	0	2	2	0	0	6	0	1	1	0	0	-25
21	Ogheneyole Akuwovo		11:05	2-4	0-0	0-2	3	2	5	0	2	4	0	1	0	1	1	-8
1	Hakon Hjalmarsson		13:33	2-4	0-2	0-0	0	0	0	1	0	4	1	0	1	0	0	-13
2	Bryce Beamer		14:36	2-6	1-4	0-0	1	0	1	4	1	5	0	1	0	0	0	-10
44	Yarden Willis		03:59	1-1	0-0	1-2	1	0	1	0	2	3	0	0	0	0	0	-8
22	Alex Brodsky		01:31	0-2	0-1	0-0	0	1	1	0	0	0	0	0	0	0	0	-1
30	Brett Hutchison		01:31	0-0	0-0	0-0	0	0	0	0	0	0	0	0	0	0	0	-1
Team							0	1	1			0		0				
Totals				22-66	5-23	2-5	9	16	25	13	6	51	7	6	6	3	4	-31

Shooting By Period		
1st FG%	9-31	29.0%
3PT%	1-11	9.1%
FT%	1-1	100%
2nd FG%	13-35	37.1%
3PT%	4-12	33.3%
FT%	1-4	25%
GM FG%	22-66	33.3%
3PT%	5-23	21.7%
FT%	2-5	40.0%

Dead Ball Rebounds: 1, 0

Technical Fouls::NONE

Vermont - 82 Record: 19-4 (11-0)

NO.	Name		Min	FG M-A	3P M-A	FT M-A	Rebounds OR	DR	TOT	Fouls PF	FD	TP	AS	TO	ST	Blocks BS	BA	+/-
14	Isaiah Powell	F	25:14	3-7	2-3	2-4	1	3	4	0	1	10	2	3	0	0	0	14
35	Ryan Davis	F	19:23	5-8	1-2	0-0	1	5	6	0	0	11	4	1	0	0	0	18
15	Finn Sullivan	G	25:30	2-3	0-1	3-3	0	3	3	0	2	7	4	1	0	2	0	16
21	Justin Mazzulla	G	31:24	6-8	1-1	0-0	2	6	8	1	0	13	1	1	0	0	0	20
24	Ben Shungu	G	24:52	4-9	3-4	0-0	0	6	6	0	2	11	1	2	0	0	1	19
1	Aaron Deloney		17:45	2-7	0-4	3-4	0	3	3	0	3	7	3	1	0	1	1	12
55	Robin Duncan		19:56	2-3	0-1	0-0	0	2	2	1	3	4	2	0	0	0	0	16
32	Nick Fiorillo		16:26	3-5	2-3	2-2	1	3	4	2	2	10	2	2	0	0	1	12
12	Bailey Patella		09:21	0-0	0-0	0-0	0	1	1	1	0	0	0	1	1	1	0	9
0	Evan Guillory		03:59	0-0	0-0	0-0	0	0	0	0	0	0	1	0	0	0	0	8
4	Kam Gibson		03:59	3-4	1-1	0-0	0	0	0	1	0	7	0	0	0	0	0	8
34	Georges Lefebvre		02:11	1-1	0-0	0-0	0	2	2	0	0	2	0	0	0	0	0	3
Team							3	3	6			0		1				
Totals				31-55	10-20	10-13	8	37	45	6	13	82	20	13	1	4	3	31

Shooting By Period		
1st FG%	14-29	48.3%
3PT%	5-11	45.5%
FT%	2-3	66.7%
2nd FG%	17-26	65.4%
3PT%	5-9	55.6%
FT%	8-10	80%
GM FG%	31-55	56.4%
3PT%	10-20	50.0%
FT%	10-13	76.9%

Dead Ball Rebounds: 3, 0

Technical Fouls::NONE

	Bing	UVM
Biggest lead	1 (1st 18:25)	31 (2nd 0:16)
Best Scoring Run	5(2nd 19:48)	13(2nd 14:39)
Lead Changes	2	
Times Tied	0	
Time with Lead	00:14	38:14

Points from	Bing	UVM
Turnovers	13	10
Paint	30	38
Second Chance	6	9
Fast Breaks	0	4
Bench	22	30

Period by Period Scoring	1st	2nd	TOT
Bing	20	31	51
UVM	35	47	82

GAME TWENTY-TWO
New Hampshire 69, Binghamton 60
Feb. 12 • Dr. Bai Lee Court at Events Center • Vestal, N.Y.

Official Basketball Box Score - Final
New Hampshire at Binghamton
02/12/22 Events Center, Vestal
2021-22 Men's Basketball

Game Time: 2:00 PM
Game Duration: 1:58
Attendance: 2,581

Officials: Will Flowers, Jeffrey Adams, John Cahill, Jr.

New Hampshire - 69 Record: 11-10 (6-6)

NO.	Name		Min	FG M-A	3P M-A	FT M-A	Rebounds OR	DR	TOT	Fouls PF	FD	TP	AS	TO	ST	Blocks BS	BA	+/-
3	Nick Guadarrama	F	35:44	3-13	2-8	0-0	1	4	5	2	2	8	4	1	0	2	1	11
24	Jayden Martinez	F	38:18	6-15	2-5	3-5	4	5	9	2	8	17	0	1	1	1	2	10
1	Tayler Mattos	C	12:34	2-3	0-0	0-0	3	2	5	2	0	4	0	2	0	1	0	-6
10	Nick Johnson	G	35:36	3-7	0-2	3-6	2	6	8	1	6	9	2	1	1	2	1	10
11	Blondeau Tchoukuiegno	G	39:15	6-13	2-5	4-4	1	5	6	3	3	18	2	2	0	1	0	10
22	Marco Foster		31:51	3-10	3-10	2-2	1	2	3	2	2	11	0	0	0	0	0	13
2	Qon Murphy		03:19	1-1	0-0	0-0	0	2	2	1	0	2	1	0	0	0	0	0
23	Chris Lester		03:23	0-0	0-0	0-0	0	0	0	1	0	0	0	0	0	0	0	-3
Team							1	4	5			0		1				
Totals				24-62	9-30	12-17	13	30	43	14	21	69	9	8	2	7	4	9

Shooting By Period		
1st FG%	5-17	29.4%
3PT%	0-2	0%
FT%	1-2	50%
2nd FG%	10-28	35.7%
3PT%	4-13	30.8%
FT%	12-15	80%
GM FG%	24-62	38.7%
3PT%	9-30	30.0%
FT%	12-17	70.6%

Dead Ball Rebounds: 4, 0

Technical Fouls::NONE

Binghamton - 60 Record: 10-12 (7-6)

NO.	Name		Min	FG M-A	3P M-A	FT M-A	Rebounds OR	DR	TOT	Fouls PF	FD	TP	AS	TO	ST	Blocks BS	BA	+/-
13	Taveion White	F	28:19	1-2	0-0	0-2	1	6	7	5	2	2	1	0	0	2	0	-14
0	John McGriff	G	34:02	5-17	1-3	0-2	1	4	5	2	4	11	5	1	0	0	4	-11
3	Jacob Falko	G	26:29	6-11	1-3	0-0	0	1	1	4	0	13	0	2	1	0	1	-7
11	Dan Petcash	G	24:59	2-7	1-3	0-0	1	2	3	4	2	5	0	1	1	1	1	-11
24	Christian Hinckson	G	30:04	1-6	0-3	3-4	0	8	8	1	2	5	1	1	0	1	1	-4
10	George Tinsley		03:30	0-1	0-1	0-0	0	0	0	0	0	0	0	0	0	0	0	-9
23	Tyler Bertram		19:43	2-5	2-5	1-1	0	1	1	1	1	7	0	0	0	0	0	-9
1	Hakon Hjalmarsson		12:08	4-6	0-1	1-1	0	2	2	0	1	9	2	1	1	0	0	6
21	Ogheneyole Akuwovo		11:12	1-1	0-0	0-0	1	0	1	3	1	2	0	2	0	0	0	7
2	Bryce Beamer		09:34	2-3	1-2	1-2	0	0	0	1	1	6	0	0	0	0	0	7
Team							3	2	5			0		0				
Totals				24-59	6-21	6-12	7	26	33	21	14	60	9	8	3	4	7	-9

Shooting By Period		
1st FG%	12-28	42.9%
3PT%	4-11	36.4%
FT%	2-3	66.7%
2nd FG%	12-31	38.7%
3PT%	2-10	20.0%
FT%	4-9	44.4%
GM FG%	24-59	40.7%
3PT%	6-21	28.6%
FT%	6-12	50.0%

Dead Ball Rebounds: 4, 0

Technical Fouls::NONE

	UNH	BING
Biggest lead	11 (1st 8:49)	3 (2nd 17:19)
Best Scoring Run	12(1st 8:49)	12(2nd 17:19)
Lead Changes	6	
Times Tied	3	
Time with Lead	35:10	01:54

Points from	UNH	BING
Turnovers	9	8
Paint	30	30
Second Chance	14	6
Fast Breaks	7	9
Bench	13	24

Period by Period Scoring	1st	2nd	TOT
UNH	33	36	69
BING	30	30	60

GAME TWENTY-THREE
Albany 68, Binghamton 67
Feb. 16 • Dr. Bai Lee Court at Events Center • Vestal, N.Y.

Official Basketball Box Score - Final
Albany (NY) at Binghamton
02/16/22 Events Center, Vestal
2021-22 Men's Basketball

Game Time: 7:00 PM
Game Duration: 1:54
Attendance: 3,835

Officials: Mike Nardone, Sean Campbell, Jawaan Williams

Albany (NY) - 68 Record: 11-15 (7-7)

NO.	Name		Min	FG M-A	3P M-A	FT M-A	Rebounds OR	DR	TOT	Fouls PF	FD	TP	AS	TO	ST	Blocks BS	BA	+/-
4	Jarvis Doles	F	27:13	8-11	5-5	0-0	0	5	5	2	0	21	0	1	0	0	1	11
24	Paul Newman	C	21:47	4-7	0-0	3-5	1	0	1	1	5	11	1	0	0	0	2	10
5	Jamel Horton	G	38:12	5-13	1-3	2-4	0	3	3	2	2	13	6	3	3	0	1	1
20	Matt Cerruti	G	37:43	6-12	3-5	1-1	1	2	3	1	3	16	2	0	3	0	0	6
30	Chuck Champion	G	34:16	1-6	0-3	0-0	0	2	2	3	1	2	4	1	0	1	0	7
12	Justin Neely		13:09	1-2	0-0	0-0	1	1	2	0	0	2	1	3	0	0	0	-8
3	Trey Hutcheson		17:21	1-2	1-2	0-0	0	3	3	1	0	3	1	0	0	0	0	-11
10	Aaron Reddish		08:01	0-1	0-0	0-0	0	1	1	3	0	0	0	2	0	0	0	-11
25	Luke Fizulich		01:48	0-0	0-0	0-0	0	0	0	0	0	0	0	0	0	0	0	0
11	Tairi Ketner		00:30	0-0	0-0	0-0	0	0	0	0	0	0	0	0	0	0	0	0
Team							6	2	8			0		2				
Totals				26-54	10-18	6-10	9	19	28	13	11	68	15	12	6	1	4	1

Shooting By Period		
1st FG%	12-30	40.0%
3PT%	5-9	55.6%
FT%	0-1	0%
2nd FG%	14-24	58.3%
3PT%	5-9	55.6%
FT%	6-9	66.7%
GM FG%	26-54	48.1%
3PT%	10-18	55.6%
FT%	6-10	60.0%

Dead Ball Rebounds: 1, 0

Technical Fouls: Reddish 2nd 8:17

Binghamton - 67 Record: 10-13 (7-7)

NO.	Name		Min	FG M-A	3P M-A	FT M-A	Rebounds OR	DR	TOT	Fouls PF	FD	TP	AS	TO	ST	Blocks BS	BA	+/-
13	Taveion White	F	09:01	0-0	0-0	0-0	2	0	2	2	0	0	0	0	0	1	0	-4
0	John McGriff	G	20:44	6-10	1-2	0-0	0	1	1	2	3	13	1	1	0	0	1	1
3	Jacob Falko	G	37:58	3-13	0-3	0-0	1	4	5	1	0	6	5	4	1	0	0	-2
11	Dan Petcash	G	29:19	4-5	1-2	1-1	0	4	4	1	2	10	1	0	1	1	0	3
24	Christian Hinckson	G	30:31	2-4	0-1	2-2	1	5	6	1	2	6	3	2	2	0	0	-10
44	Yarden Willis		07:40	1-1	0-0	0-0	0	1	1	0	2	2	0	2	0	0	0	2
23	Tyler Bertram		27:11	5-9	5-7	6-6	0	1	1	1	2	21	0	1	0	0	0	0
10	George Tinsley		22:52	2-3	2-3	1-2	0	3	3	0	1	7	1	0	0	0	0	13
1	Hakon Hjalmarsson		04:48	0-1	0-0	0-0	0	0	0	0	0	0	0	0	0	0	0	-5
21	Ogheneyole Akuwovo		09:20	1-1	0-0	0-0	0	1	1	3	0	2	1	2	0	2	0	-3
2	Bryce Beamer		00:36	0-0	0-0	0-0	0	0	0	0	0	0	0	0	0	0	0	0
Team							0	2	2			0		1				
Totals				24-47	9-18	10-11	4	22	26	11	12	67	12	13	4	4	1	-1

Shooting By Period		
1st FG%	14-23	60.9%
3PT%	3-5	60.0%
FT%	2-2	100%
2nd FG%	10-24	41.7%
3PT%	6-13	46.2%
FT%	8-9	88.9%
GM FG%	24-47	51.1%
3PT%	9-18	50.0%
FT%	10-11	90.9%

Dead Ball Rebounds: 1, 0

Technical Fouls::NONE

	ALB	BING
Biggest lead	5 (2nd 14:48)	8 (2nd 3:42)
Best Scoring Run	10(2nd 14:48)	9(2nd 3:42)
Lead Changes	15	
Times Tied	7	
Time with Lead	08:35	26:55

Points from	ALB	BING
Turnovers	13	9
Paint	24	16
Second Chance	9	5
Fast Breaks	1	0
Bench	5	32

Period by Period Scoring	1st	2nd	TOT
ALB	29	39	68
BING	33	34	67

GAME TWENTY-FOUR
Binghamton 78, UMass Lowell 64
Feb. 19 • Tsongas Center • Lowell, Mass.

Official Basketball Box Score - Final
Binghamton at UMass Lowell
02/19/22 Costello Athletic Center, Lowell
2021-22 Men's Basketball

Game Time: 5:00 PM
Game Duration: 1:47
Attendance: 1,483

Officials: Matt Dorn, Josh Burton, Tyler Sandmann

Binghamton - 78 Record: 11-13 (8-7)

NO.	Name		Min	FG M-A	3P M-A	FT M-A	Rebounds OR	DR	TOT	Fouls PF	FD	TP	AS	TO	ST	Blocks BS	BA	+/-
13	Taveion White	F	08:22	0-0	0-0	0-0	0	1	1	0	0	0	0	0	0	1	0	0
0	John McGriff	G	28:12	9-14	1-2	2-2	0	3	3	1	3	21	1	2	1	0	1	20
3	Jacob Falko	G	26:17	5-8	0-0	0-0	0	2	2	1	0	10	2	2	0	0	0	-2
11	Dan Petcash	G	34:05	8-10	3-3	0-0	1	4	5	2	2	19	2	0	0	1	1	9
24	Christian Hinckson	G	32:14	3-7	1-3	1-1	0	4	4	1	1	8	4	1	2	1	0	16
10	George Tinsley		12:08	1-3	0-0	0-0	0	1	1	0	0	2	0	0	0	0	0	-2
23	Tyler Bertram		04:55	0-1	0-1	0-0	0	0	0	2	0	0	1	3	0	0	0	-7
44	Yarden Willis		15:02	1-3	0-0	0-0	0	2	2	1	0	2	1	0	0	0	0	9
4	Kellen Amos		23:24	4-6	1-2	3-6	0	6	6	2	4	12	3	1	2	0	0	18
21	Ogheneyole Akuwovo		14:26	2-4	0-0	0-0	2	5	7	0	0	4	0	1	1	2	0	12
15	Ador Athuai		00:55	0-0	0-0	0-0	0	0	0	0	0	0	0	0	0	0	0	-3
Team							1	2	3			0		1				
Totals				33-56	6-11	6-9	4	30	34	10	10	78	14	11	6	5	2	14

Shooting By Period		
1st FG%	14-32	43.8%
3PT%	3-8	37.5%
FT%	3-4	75%
2nd FG%	19-24	79.2%
3PT%	3-3	100.0%
FT%	3-5	60%
GM FG%	33-56	58.9%
3PT%	6-11	54.5%
FT%	6-9	66.7%

Dead Ball Rebounds: 2, 0

Technical Fouls::NONE

UMass Lowell - 64 Record: 13-13 (5-9)

NO.	Name		Min	FG M-A	3P M-A	FT M-A	Rebounds OR	DR	TOT	Fouls PF	FD	TP	AS	TO	ST	Blocks BS	BA	+/-
10	Max Brooks	F	20:33	5-8	0-0	0-0	0	3	3	0	0	10	0	0	0	2	2	-15
13	Quinton Mincey	F	30:35	3-7	0-0	2-3	0	4	4	1	2	8	2	1	0	0	0	-11
15	Allin Blunt	F	37:02	6-9	2-3	1-2	1	2	3	1	1	15	1	2	1	0	1	-15
2	Kalil Thomas	G	27:16	1-8	0-6	2-2	0	5	5	1	3	4	0	1	1	0	0	-7
4	Ayinde Hikim	G	36:13	6-17	1-6	1-3	0	0	0	4	2	14	3	2	1	0	1	-8
23	John Hall		22:08	4-7	0-0	2-2	4	6	10	0	1	10	3	0	2	0	0	-3
11	Everette Hammond		15:29	1-3	1-2	0-0	0	0	0	2	0	3	1	1	0	0	1	-6
14	Anthony Blunt		10:44	0-0	0-0	0-0	0	0	0	1	1	0	0	0	0	1	0	-5
Team							0	0	0			0		0				
Totals				26-59	4-17	8-12	5	20	25	10	10	64	10	7	6	2	5	-14

Shooting By Period		
1st FG%	13-31	41.9%
3PT%	1-6	16.7%
FT%	5-6	83.3%
2nd FG%	13-28	46.4%
3PT%	3-11	27.3%
FT%	3-6	50%
GM FG%	26-59	44.1%
3PT%	4-17	23.5%
FT%	8-12	66.7%

Dead Ball Rebounds: 2, 0

Technical Fouls::NONE

	BING	UML
Biggest lead	17 (2nd 3:39)	9 (1st 9:16)
Best Scoring Run	9(2nd 10:32)	8(1st 11:45)
Lead Changes	9	
Times Tied	5	
Time with Lead	22:47	14:10

Points from	BING	UML
Turnovers	14	17
Paint	46	38
Second Chance	2	8
Fast Breaks	4	3
Bench	20	13

Period by Period Scoring	1st	2nd	TOT
BING	34	44	78
UML	32	32	64

GAME TWENTY-FIVE

Vermont 66 Binghamton 49

Feb. 23 • Dr. Bai Lee Court at Events Center • Vestal, N.Y.

Official Basketball Box Score - Final

Vermont at Binghamton

02/23/22 Events Center, Vestal

2021-22 Men's Basketball

Game Time: 7:00 PM
Game Duration: 1:58
Attendance: 1,855

Officials: Mikerlange Fleury, Josean Vega, David Powell

Vermont - 66 — **Record: 23-5 (15-1)**

NO.	Name		Min	FG M-A	3P M-A	FT M-A	Rebounds OR	DR	TOT	Fouls PF	FD	TP	AS	TO	ST	Blocks BS	BA	+/-
14	Isaiah Powell	F	30:49	1-2	0-0	0-2	1	2	3	3	3	2	0	2	1	1	1	5
35	Ryan Davis	F	26:49	7-14	0-4	5-7	0	3	3	1	5	19	0	0	0	1	1	14
15	Finn Sullivan	G	22:18	1-5	0-2	0-0	1	1	2	2	0	2	2	2	1	1	0	9
21	Justin Mazzulla	G	30:27	1-5	0-2	0-0	0	4	4	2	0	2	1	0	4	1	1	17
24	Ben Shungu	G	30:30	6-15	2-6	2-2	1	7	8	2	4	16	3	2	2	0	4	12
1	Aaron Deloney		14:42	3-8	1-5	2-2	0	1	1	3	1	9	3	1	0	0	1	9
55	Robin Duncan		17:52	2-6	0-1	4-6	2	5	7	0	5	8	1	1	0	0	0	8
32	Nick Fiorillo		13:11	0-1	0-1	2-2	2	3	5	1	1	2	1	1	0	0	0	3
4	Kam Gibson		09:30	2-3	2-3	0-1	0	4	4	1	1	6	0	0	0	0	0	5
12	Bailey Patella		02:57	0-2	0-0	0-0	1	0	1	1	0	0	0	0	0	0	0	2
0	Evan Guillory		00:55	0-0	0-0	0-0	0	0	0	0	0	0	0	0	0	0	0	1
Team							7	1	8			0		1				
Totals				23-61	5-24	15-22	15	31	46	16	20	66	11	10	8	4	8	17

Technical Fouls::NONE

Shooting By Period		
1st FG%	14-40	35.0%
3PT%	4-17	23.5%
FT%	5-5	100%
2nd FG%	9-21	42.9%
3PT%	1-7	14.3%
FT%	10-17	58.8%
GM FG%	23-61	37.7%
3PT%	5-24	20.8%
FT%	15-22	68.2%

Dead Ball Rebounds: 1, 0

Binghamton - 49 — **Record: 11-14 (8-8)**

NO.	Name		Min	FG M-A	3P M-A	FT M-A	Rebounds OR	DR	TOT	Fouls PF	FD	TP	AS	TO	ST	Blocks BS	BA	+/-
21	Ogheneyole Akuwovo	F	20:12	1-3	0-0	1-3	1	3	4	3	2	3	0	1	0	2	1	-9
0	John McGriff	G	34:30	7-15	0-1	2-2	1	7	8	5	4	16	3	3	2	0	0	-5
3	Jacob Falko	G	07:33	0-2	0-1	0-0	0	1	1	0	0	0	2	2	1	0	1	-3
11	Dan Petcash	G	33:30	2-8	1-5	0-0	3	5	8	2	1	5	0	0	0	2	0	-7
24	Christian Hinckson	G	33:01	3-7	1-1	4-4	2	4	6	2	3	11	2	1	3	3	0	-8
23	Tyler Bertram		13:36	1-3	1-3	0-0	0	0	0	0	0	3	1	1	0	0	1	-14
44	Yarden Willis		05:23	1-1	0-0	0-0	0	1	1	0	0	2	0	0	0	0	0	-7
1	Hakon Hjalmarsson		04:32	0-3	0-2	0-0	0	2	2	0	0	0	0	2	0	0	0	-10
4	Kellen Amos		14:40	1-5	0-3	0-0	0	1	1	3	1	2	0	1	0	1	0	-10
10	George Tinsley		17:25	1-3	1-1	0-3	4	1	5	0	3	3	0	0	0	0	0	-7
13	Taveion White		01:50	0-0	0-0	0-0	0	1	1	0	0	0	0	0	0	0	0	-6
2	Bryce Beamer		12:35	1-8	0-5	2-2	0	1	1	5	2	4	2	0	2	0	1	5
22	Alex Brodsky		00:44	0-1	0-0	0-0	0	0	0	0	0	0	0	0	0	0	0	-2
30	Brett Hutchison		00:29	0-0	0-0	0-0	0	0	0	0	0	0	0	0	0	0	0	-2
Team							2	2	4			0		1				
Totals				18-59	4-22	9-14	13	29	42	20	16	49	10	12	8	8	4	-17

Technical Fouls::NONE

Shooting By Period		
1st FG%	7-27	25.9%
3PT%	1-10	10.0%
FT%	2-2	100%
2nd FG%	11-32	34.4%
3PT%	3-12	25.0%
FT%	7-12	58.3%
GM FG%	18-59	30.5%
3PT%	4-22	18.2%
FT%	9-14	64.3%

Dead Ball Rebounds: 2, 0

	UVM	BING
Biggest lead	23 (2nd 14:45)	4 (1st 17:52)
Best Scoring Run	17(1st 3:01)	8(2nd 9:26)
Lead Changes	1	
Times Tied	2	
Time with Lead	34:49	03:05

Points from	UVM	BING
Turnovers	18	8
Paint	16	14
Second Chance	19	8
Fast Breaks	5	10
Bench	25	14

Period by Period Scoring	1st	2nd	TOT
UVM	37	29	66
BING	17	32	49

GAME TWENTY-SIX

New Hampshire 66, Binghamton 62

Feb. 26 • Lundholm Gymnasium • Durham, N.H.

Official Basketball Box Score - Final

Binghamton at New Hampshire

02/26/22 Lundholm Gymnasium, Durham, NH

2021-22 Men's Basketball

Game Time: 12:00 PM
Game Duration: 1:51
Attendance: 747

Officials: Tim Smith, Jawaan Williams, Devon Maio

Binghamton - 62 — **Record: 11-15 (8-9)**

NO.	Name		Min	FG M-A	3P M-A	FT M-A	Rebounds OR	DR	TOT	Fouls PF	FD	TP	AS	TO	ST	Blocks BS	BA	+/-
10	George Tinsley	F	34:26	3-7	1-3	0-0	1	4	5	0	3	7	0	2	0	0	0	-7
21	Ogheneyole Akuwovo	F	14:35	2-4	0-0	2-2	0	2	2	1	1	6	0	0	1	0	1	2
0	John McGriff	G	34:42	5-14	2-5	0-0	1	3	4	4	2	12	1	3	2	0	1	-1
11	Dan Petcash	G	29:59	1-3	0-1	0-0	0	4	4	2	1	2	3	0	2	0	0	-4
24	Christian Hinckson	G	37:53	5-13	1-6	4-5	3	11	14	3	3	15	1	3	2	1	0	-3
2	Bryce Beamer		13:54	2-4	2-3	0-0	0	0	0	2	1	6	0	1	0	0	0	-11
4	Kellen Amos		20:01	4-10	1-5	0-0	0	1	1	2	1	9	2	2	0	2	0	-5
23	Tyler Bertram		14:30	2-3	1-1	0-0	0	1	1	3	1	5	2	2	0	0	0	9
Team							1	3	4			0		0				
Totals				24-58	8-24	6-7	6	29	35	17	13	62	9	13	7	3	2	-4

Technical Fouls::NONE

Shooting By Period		
1st FG%	11-29	37.9%
3PT%	5-16	31.3%
FT%	1-1	100%
2nd FG%	13-29	44.8%
3PT%	3-8	37.5%
FT%	5-6	83.3%
GM FG%	24-58	41.4%
3PT%	8-24	33.3%
FT%	6-7	85.7%

Dead Ball Rebounds: 0, 0

New Hampshire - 66 — **Record: 14-12 (9-8)**

NO.	Name		Min	FG M-A	3P M-A	FT M-A	Rebounds OR	DR	TOT	Fouls PF	FD	TP	AS	TO	ST	Blocks BS	BA	+/-
3	Nick Guadarrama	F	38:21	7-12	1-3	1-2	2	5	7	1	5	16	4	0	3	0	1	1
24	Jayden Martinez	F	40:00	3-12	0-6	4-5	0	2	2	1	3	10	0	0	0	0	0	4
1	Tayler Mattos	C	12:29	2-5	0-0	2-3	1	3	4	2	2	6	2	1	0	1	0	1
2	Qon Murphy	G	13:31	1-3	0-0	0-0	1	2	3	1	0	2	0	3	0	0	1	-5
11	Blondeau Tchoukuiegno	G	40:00	4-13	1-3	4-5	1	5	6	3	4	13	4	4	2	1	1	4
10	Nick Johnson		18:23	1-2	0-1	0-0	0	4	4	3	2	2	2	4	1	0	0	9
22	Marco Foster		31:56	5-11	4-9	0-2	2	4	6	1	1	14	2	0	1	0	0	1
23	Chris Lester		05:20	1-2	1-2	0-0	1	0	1	1	0	3	0	0	0	0	0	5
Team							3	4	7			0		0				
Totals				24-60	7-24	11-17	11	29	40	13	17	66	14	12	7	2	3	4

Technical Fouls::NONE

Shooting By Period		
1st FG%	11-30	36.7%
3PT%	2-8	25.0%
FT%	4-8	50%
2nd FG%	13-30	43.3%
3PT%	5-16	31.3%
FT%	7-9	77.8%
GM FG%	24-60	40.0%
3PT%	7-24	29.2%
FT%	11-17	64.7%

Dead Ball Rebounds: 2, 0

	BING	UNH
Biggest lead	5 (2nd 16:44)	8 (1st 10:24)
Best Scoring Run	10(1st 2:07)	9(1st 10:24)
Lead Changes	6	
Times Tied	8	
Time with Lead	10:37	21:39

Points from	BING	UNH
Turnovers	16	14
Paint	30	28
Second Chance	5	15
Fast Breaks	5	10
Bench	20	19

Period by Period Scoring	1st	2nd	TOT
BING	28	34	62
UNH	28	38	66

GAME TWENTY-SEVEN

UMBC 78, Binghamton 68

March 1 • Chesapeake Arena • Baltimore, Md.

Official Basketball Box Score - Final

Binghamton at UMBC

03/01/22 Chesapeake Employers Insurance Arena, Baltimore, Md.

2021-22 Men's Basketball

Game Time: 7:00 PM
Game Duration: 1:53
Attendance: 2,712

Officials: Tony Crisp, Nathan Hall, Will Flowers

Binghamton - 68 **Record: 11-16 (8-10)**

NO.	Name		Min	FG M-A	3P M-A	FT M-A	Rebounds OR	DR	TOT	Fouls PF	FD	TP	AS	TO	ST	Blocks BS	BA	+/-
21	Ogheneyole Akuwovo	F	11:45	6-8	0-0	0-0	2	1	3	2	0	12	0	1	0	1	1	-6
0	John McGriff	G	37:08	7-17	1-2	0-0	0	3	3	1	2	15	4	3	3	0	0	-5
11	Dan Petcash	G	35:03	3-8	2-4	0-0	3	7	10	2	1	8	3	4	0	0	1	-12
23	Tyler Bertram	G	36:55	3-12	2-8	1-2	0	2	2	2	3	9	3	1	0	0	0	-2
24	Christian Hinckson	G	36:38	5-14	2-6	3-4	2	7	9	5	2	15	2	2	2	0	1	0
13	Taveion White		15:19	1-1	0-0	1-3	1	1	2	4	2	3	0	0	0	1	0	4
4	Kellen Amos		04:33	0-0	0-0	0-0	0	1	1	0	0	0	0	1	0	0	0	-9
10	George Tinsley		15:03	1-4	0-1	0-0	1	2	3	0	2	2	1	0	0	0	0	-8
44	Yarden Willis		06:21	1-1	0-0	0-0	0	0	0	0	0	2	0	0	0	0	0	-8
2	Bryce Beamer		01:15	1-1	0-0	0-0	2	0	2	1	0	2	0	0	0	0	0	-4
Team							2	1	3			0		0				
Totals				28-66	7-21	5-9	13	25	38	17	12	68	13	12	5	2	3	-10

Technical Fouls::NONE

Shooting By Period		
1st FG%	16-32	50.0%
3PT%	4-7	57.1%
FT%	1-2	50%
2nd FG%	12-34	35.3%
3PT%	3-14	21.4%
FT%	4-7	57.1%
GM FG%	28-66	42.4%
3PT%	7-21	33.3%
FT%	5-9	55.6%

Dead Ball Rebounds: 0, 0

UMBC - 78 **Record: 16-13 (11-7)**

NO.	Name		Min	FG M-A	3P M-A	FT M-A	Rebounds OR	DR	TOT	Fouls PF	FD	TP	AS	TO	ST	Blocks BS	BA	+/-
15	Yaw Obeng-Mensah	F	10:22	2-3	0-0	0-0	0	0	0	0	1	4	0	0	0	1	1	-2
25	Nathan Johnson	F	34:42	2-4	2-2	7-8	1	4	5	3	5	13	3	2	2	0	0	9
1	L.J. Owens	G	37:46	7-16	2-8	3-3	0	2	2	1	3	19	0	1	2	0	0	12
34	Matteo Picarelli	G	34:08	3-8	1-5	0-1	0	2	2	4	3	7	4	2	0	0	0	16
41	Jacob Boonyasith	G	36:27	8-14	4-8	0-1	0	2	2	0	2	20	2	0	0	0	0	12
3	Hakim Byrd		16:46	1-1	0-0	0-0	1	1	2	1	0	2	3	2	1	0	0	-9
10	Szymon Wojcik		22:45	4-6	0-0	3-4	1	9	10	1	2	11	1	2	0	1	1	6
32	Dimitrije Spasojevic		06:53	1-1	0-0	0-0	0	2	2	2	1	2	0	1	0	1	0	6
14	Kenny Sumpter		00:11	0-0	0-0	0-0	0	0	0	0	0	0	0	0	0	0	0	0
Team							0	6	6			0		0				
Totals				28-53	9-23	13-17	3	28	31	12	17	78	13	10	5	3	2	10

Technical Fouls::NONE

Shooting By Period		
1st FG%	19-30	63.3%
3PT%	6-14	42.9%
FT%	2-2	100%
2nd FG%	9-23	39.1%
3PT%	3-9	33.3%
FT%	11-15	73.3%
GM FG%	28-53	52.8%
3PT%	9-23	39.1%
FT%	13-17	76.5%

Dead Ball Rebounds: 1, 1

	BING	UMBC
Biggest lead	6 (1st 10:05)	12 (1st 1:49)
Best Scoring Run	6(2nd 19:49)	10(1st 1:49)
Lead Changes	7	
Times Tied	2	
Time with Lead	09:21	29:23

Points from	BING	UMBC
Turnovers	12	10
Paint	34	32
Second Chance	14	5
Fast Breaks	6	15
Bench	9	15

Period by Period Scoring	1st	2nd	TOT
BING	37	31	68
UMBC	46	32	78

GAME TWENTY-EIGHT

No. 6 Binghamton 72, #3 New Hampshire 69 • America East Quarterfinals

March 6 • Lundholm Gymnasium • Durham, N.H.

Official Basketball Box Score - Final

Binghamton at New Hampshire

03/06/22 Lundholm Gymnasium, Durham, NH

2021-22 Men's Basketball

Game Time: 1:00 PM
Game Duration: 1:55
Attendance: 853

Officials: Evan Burroughs, Will Flowers, Mike Nardonne

Binghamton - 72 **Record: 12-16**

NO.	Name		Min	FG M-A	3P M-A	FT M-A	Rebounds OR	DR	TOT	Fouls PF	FD	TP	AS	TO	ST	Blocks BS	BA	+/-
21	Ogheneyole Akuwovo	F	26:35	4-5	0-0	2-2	2	3	5	4	4	10	1	2	0	0	0	12
0	John McGriff	G	35:53	4-12	0-3	0-1	0	1	1	2	1	8	6	2	2	0	0	7
3	Jacob Falko	G	32:48	8-17	4-9	1-2	0	2	2	3	3	21	5	4	1	0	0	6
11	Dan Petcash	G	22:03	1-3	1-1	0-0	0	2	2	3	0	3	0	0	0	0	0	-13
24	Christian Hinckson	G	29:06	3-6	2-2	1-2	0	12	12	5	1	9	0	2	0	2	1	10
23	Tyler Bertram		30:39	4-8	3-4	1-1	0	3	3	1	2	12	1	1	0	0	0	6
44	Yarden Willis		00:34	1-1	0-0	0-0	0	0	0	0	0	2	0	0	0	0	0	2
2	Bryce Beamer		12:51	2-4	1-3	0-0	0	1	1	1	0	5	0	0	2	0	0	-11
13	Taveion White		00:42	0-0	0-0	0-0	0	0	0	0	0	0	0	0	0	0	0	-2
10	George Tinsley		08:49	1-3	0-1	0-0	0	3	3	0	0	2	1	0	0	0	0	-2
Team							2	2	4			0		0				
Totals				28-59	11-23	5-8	4	29	33	19	11	72	14	11	5	2	1	3

Technical Fouls::NONE

Shooting By Period		
1st FG%	14-28	50.0%
3PT%	5-10	50.0%
FT%	3-4	75%
2nd FG%	14-31	45.2%
3PT%	6-13	46.2%
FT%	2-4	50%
GM FG%	28-59	47.5%
3PT%	11-23	47.8%
FT%	5-8	62.5%

Dead Ball Rebounds: 0, 0

New Hampshire - 69 **Record: 15-13**

NO.	Name		Min	FG M-A	3P M-A	FT M-A	Rebounds OR	DR	TOT	Fouls PF	FD	TP	AS	TO	ST	Blocks BS	BA	+/-
3	Nick Guadarrama	F	40:00	4-11	2-9	1-5	0	4	4	2	5	11	1	3	2	0	0	-3
24	Jayden Martinez	F	37:34	6-12	3-7	2-6	2	4	6	1	5	17	2	2	0	1	1	-5
1	Tayler Mattos	C	10:42	1-3	0-0	2-3	1	4	5	2	2	4	0	1	1	0	0	2
10	Nick Johnson	G	34:55	4-10	0-2	1-2	3	5	8	2	3	9	2	0	1	0	0	-5
11	Blondeau Tchoukuiegno	G	40:00	5-9	2-3	3-4	0	6	6	1	2	15	4	2	0	0	1	-3
22	Marco Foster		29:18	4-8	2-4	0-0	1	2	3	3	0	10	1	0	0	0	0	-5
2	Qon Murphy		05:05	1-1	0-0	1-2	0	2	2	0	2	3	0	0	0	0	0	2
23	Chris Lester		02:26	0-0	0-0	0-0	0	0	0	0	0	0	0	0	0	0	0	2
Team							1	3	4			0		0				
Totals				25-54	9-25	10-22	8	30	38	11	19	69	10	8	4	1	2	-3

Technical Fouls::NONE

Shooting By Period		
1st FG%	12-26	46.2%
3PT%	6-12	50.0%
FT%	4-9	44.4%
2nd FG%	13-28	46.4%
3PT%	3-13	23.1%
FT%	6-13	46.2%
GM FG%	25-54	46.3%
3PT%	9-25	36.0%
FT%	10-22	45.5%

Dead Ball Rebounds: 4, 0

	BING	UNH
Biggest lead	8 (1st 11:38)	5 (1st 6:37)
Best Scoring Run	9(1st 11:38)	8(1st 9:40)
Lead Changes	12	
Times Tied	6	
Time with Lead	23:03	12:54

Points from	BING	UNH
Turnovers	4	12
Paint	28	28
Second Chance	3	7
Fast Breaks	4	5
Bench	21	13

Period by Period Scoring	1st	2nd	TOT
BING	36	36	72
UNH	34	35	69

GAME TWENTY-NINE

No. 1 Vermont 74, No. 6 Binghamton 42 • America East Semifinals
March 9 • Patrick Gymnasium • Burlington, Vt.

Official Basketball Box Score - Final
Binghamton at Vermont
03/09/22 Roy L. Patrick Gymnasium, Burlington, VT
2021-22 Men's Basketball

Game Time: 7:00 PM
Game Duration: 1:44
Attendance: 2,290

Officials: Adam Vandenburgh, Carl Luciano, Will Flowers

Binghamton - 42 **Record: 12-17**

NO.	Name		Min	FG M-A	3P M-A	FT M-A	Rebounds OR	DR	TOT	Fouls PF	FD	TP	AS	TO	ST	Blocks BS	BA	+/-
21	Ogheneyole Akuwovo	F	19:29	2-3	0-0	0-1	1	3	4	3	1	4	1	3	0	1	0	-7
0	John McGriff	G	26:52	3-8	1-2	0-0	0	1	1	2	1	7	1	3	0	0	0	-21
3	Jacob Falko	G	32:06	4-10	1-3	4-6	0	5	5	2	7	13	2	1	1	1	1	-20
11	Dan Petcash	G	23:54	2-3	0-1	0-0	0	3	3	2	0	4	0	0	0	1	0	-16
24	Christian Hinckson	G	28:35	3-9	1-3	0-0	2	2	4	5	2	7	0	2	1	1	1	-17
23	Tyler Bertram		23:25	1-4	1-2	2-4	0	4	4	3	3	5	1	1	0	0	0	-24
2	Bryce Beamer		12:15	0-3	0-1	0-0	0	1	1	1	0	0	0	0	0	0	0	-19
10	George Tinsley		14:49	0-1	0-0	0-0	0	3	3	0	0	0	0	0	0	0	0	-6
13	Taveion White		08:16	0-0	0-0	0-0	0	0	0	1	0	0	0	0	0	1	0	-6
1	Hakon Hjalmarsson		02:43	1-2	0-0	0-0	0	0	0	0	0	2	0	0	0	0	0	-6
4	Kellen Amos		02:43	0-0	0-0	0-0	0	1	1	0	0	0	0	1	0	0	0	-6
15	Ador Athuai		02:43	0-0	0-0	0-0	0	0	0	0	0	0	0	0	0	0	0	-6
22	Alex Brodsky		02:10	0-1	0-1	0-0	0	0	0	0	0	0	0	0	0	0	0	-6
Team							1	2	3			0		2				
Totals				16-44	4-13	6-11	4	25	29	19	14	42	5	13	2	5	2	-32

Technical Fouls::NONE

Shooting By Period		
1st FG%	11-26	42.3%
3PT%	4-7	57.1%
FT%	1-2	50%
2nd FG%	5-18	27.8%
3PT%	0-6	0.0%
FT%	5-9	55.6%
GM FG%	16-44	36.4%
3PT%	4-13	30.8%
FT%	6-11	54.5%

Dead Ball Rebounds: 1, 0

Vermont - 74 **Record: 27-5**

NO.	Name		Min	FG M-A	3P M-A	FT M-A	Rebounds OR	DR	TOT	Fouls PF	FD	TP	AS	TO	ST	Blocks BS	BA	+/-
14	Isaiah Powell	F	27:51	0-4	0-1	3-4	2	5	7	0	2	3	3	0	0	1	2	10
35	Ryan Davis	F	22:12	8-12	2-3	1-1	0	3	3	3	3	19	1	0	0	1	1	9
15	Finn Sullivan	G	22:31	1-5	0-2	0-0	1	3	4	3	1	2	3	1	1	0	2	10
21	Justin Mazzulla	G	28:45	0-0	0-0	3-4	0	6	6	3	3	3	1	1	2	0	0	24
24	Ben Shungu	G	30:48	10-18	3-9	0-3	0	4	4	1	6	23	1	2	2	0	0	17
1	Aaron Deloney		17:01	2-6	1-4	2-2	0	0	0	1	1	7	3	0	0	0	0	15
55	Robin Duncan		19:54	1-2	1-1	1-2	0	0	0	2	1	4	1	0	1	0	0	25
32	Nick Fiorillo		16:00	2-4	1-2	2-2	2	2	4	1	2	7	1	0	1	0	0	17
4	Kam Gibson		09:12	2-2	2-2	0-0	0	1	1	0	0	6	1	0	0	0	0	15
12	Bailey Patella		02:10	0-0	0-0	0-0	0	1	1	0	0	0	0	0	0	0	0	6
0	Evan Guillory		01:48	0-0	0-0	0-0	0	1	1	0	0	0	0	0	0	0	0	6
34	Georges Lefebvre		01:48	0-0	0-0	0-0	0	0	0	0	0	0	0	0	0	0	0	6
Team							1	2	3			0		0				
Totals				26-53	10-24	12-18	6	28	34	14	19	74	15	4	7	2	5	32

Technical Fouls::NONE

Shooting By Period		
1st FG%	16-30	53.3%
3PT%	7-14	50.0%
FT%	0-1	0%
2nd FG%	10-23	43.5%
3PT%	3-10	30.0%
FT%	12-17	70.6%
GM FG%	26-53	49.1%
3PT%	10-24	41.7%
FT%	12-18	66.7%

Dead Ball Rebounds: 2, 0

	Bing	UVM
Biggest lead	3 (1st 18:00)	32 (2nd 0:37)
Best Scoring Run	9(2nd 18:51)	10(1st 7:52)
Lead Changes	2	
Times Tied	1	
Time with Lead	00:59	37:51

Points from	Bing	UVM
Turnovers	2	17
Paint	22	28
Second Chance	2	4
Fast Breaks	0	3
Bench	7	24

Period by Period Scoring	1st	2nd	TOT
Bing	27	15	42
UVM	39	35	74

AMERICA EAST CONFERENCE

IN THIS SECTION

America East History in NCAAs 58
2021-22 Review 59-61
BU in America East 62

AMERICA EAST BASKETBALL TEAMS IN THE NCAA CHAMPIONSHIP

2022 NCAA Championship
West Region 1st Round
Keybank Center, Buffalo, N.Y.
(4) Arkanas 75, (13) Vermont 71

2021 NCAA Championship
South Region 1st Round
Lucas Oil Stadium, Indianapolis, Ind.
(1) Baylor 79, (16) Hartford 55

2019 NCAA Championship
West Region 1st Round
XL Center, Hartford, Conn.
(4) Florida 76, (13) Vermont 69

2018 NCAA Championship
South Region 1st Round
Spectrum Center, Charlotte, N.C.
(16) UMBC 74, (1) Virginia 54
South Region 2nd Round
Spectrum Center, Charlotte, N.C.
(9) Kansas State 50, (16) UMBC 43

2017 NCAA Championship
Midwest Region 1st Round
BMO Harris Bradley Center, Milwaukee, Wisc.
(4) Purdue 80, (13) Vermont 70

2016 NCAA Championship
East Region First Round
(Wells Fargo Arena, Des Moines, Iowa)
(4) Kentucky 85, (13) Stony Brook 57

2015 NCAA Championship
East Region Second Round
(Nationwide Arena, Columbus, Ohio)
(3) Oklahoma 69, (14) Albany 60

2014 NCAA Championship
South Region First Round
(Univ. of Dayton Arena, Dayton, Ohio)
(16) Albany 71, (16) Lamar 64
South Region Second Round
(Amway Center, Orlando, Fla.)
(1) Florida 67, (16) Albany 55

2013 NCAA Championship
Midwest Region Second Round
(Wells Fargo Center, Philadelphia, Pa.)
(2) Duke 73, (15) Albany 61
2012 NCAA Championship
Midwest Region First Round
(Univ. of Dayton Arena, Dayton, Ohio)
(16) Vermont 71, (16) Lamar 59
Midwest Region Second Round
(Greensboro Coliseum, Greensboro, N.C.)
(1) UNC 77, (16) Vermont 58

2011 NCAA Championship
South West Region Second Round
(BOK Center, Tulsa, Okla.)
(1) Kansas 72, (16) Boston U 53

2010 NCAA Championship
West Region First Round
(HSBC Arena, Buffalo, N.Y.)
(1) Syracuse 79, (16) Vermont 56

2009 NCAA Championship
East Regional First Round
(Greensboro Coliseum, Greensboro, N.C.)
(2) Duke 86, (15) Binghamton 62

2008 NCAA Championship
Midwest Regional First Round
(RBC Center, Raleigh, N.C.)
(2) Georgetown 66, (15) UMBC 47

2007 NCAA Championship
South Regional First Round
(Nationwide Arena, Columbus, Ohio)
(4) Virginia 84, (13) Albany 57

2006 NCAA Championship
Washington D.C. Regional First Round
(Wachovia Center, Philadelphia, Pa.)
(1) Connecticut 72, (16) Albany 59

2005 NCAA Championship
Austin Regional First Round
(DCU Center, Worcester, Mass.)
(13) Vermont 60, (4) Syracuse 57 (OT)
Second Round (DCU Center, Worcester, Mass.)
(5) Michigan St. 72, (13) Vermont 61

2004 NCAA Championship
Phoenix Regional First Round
(HSBC Arena, Buffalo, N.Y.)
(2) UConn 70, (15) Vermont 53

2003 NCAA Championship
West Regional First Round
(Huntsman Center, Salt Lake City, Utah)
(1) Arizona 80, (16) Vermont 51

2002 NCAA Championship
West Regional First Round
(Mellon Arena, Pittsburgh, Pa.)
(1) Cincinnati 90, (16) Boston Univ. 52

2001 NCAA Championship
East Regional First Round
(Greensboro Coliseum, Greensboro, N.C.)
(4) UCLA 61, (13) Hofstra 48

2000 NCAA Championship
East Regional First Round
(HSBC Arena, Buffalo, N.Y.)
(3) Oklahoma State 86, (14) Hofstra 66

1999 NCAA Championship
East Regional First Round
(Charlotte Coliseum, Charlotte, N.C.)
(4) Tennessee 62, (13) Delaware 52

1998 NCAA Championship
Midwest Regional First Round
(United Center, Chicago, Ill.)
(2) Purdue 95, (15) Delaware 56

1997 NCAA Championship
Midwest Regional First Round
(Kemper Arena, Kansas City, Mo.)
(12) Tulsa 81, (5) Boston University 52
1996 NCAA Championship
West Regional First Round
(University Arena, Albuquerque, N.M.)
(12) Drexel 75, (5) Memphis 63
Second Round
(4) Syracuse 69, (12) Drexel 58
(University Arena, Albuquerque, N.M.)

1995 NCAA Championship
East Regional First Round
(Baltimore Arena, Baltimore, Md.)
(4) Oklahoma State 73, (13) Drexel 49
1994 NCAA Championship
East Regional First Round
(USAir Arena, Landover, Md.)
(4) Temple 61, (13) Drexel 39

1993 NCAA Championship
Midwest Regional First Round
(Hoosier Dome, Indianapolis, Ind.)
(4) Louisville 76, (13) Delaware 70

1992 NCAA Championship
Midwest Regional First Round
(University of Dayton Arena, Dayton, Ohio)
(4) Cincinnati 85, (13) Delaware 47

1991 NCAA Championship
East Regional First Round
(Carrier Dome, Syracuse, N.Y.)
(1) North Carolina 101, (16) Northeastern 66

1990 NCAA Championship
East Regional First Round
(Hartford Civic Center, Hartford, Conn.)
(1) Connecticut 76, (16) Boston Univ. 52

1989 NCAA Championship
East Regional First Round
(Greensboro Coliseum, Greensboro, N.C.)
(14) Siena 80, (3) Stanford 78
Second Round
(Greensboro Coliseum, Greensboro, N.C.)
(11) Minnesota 80, (14) Siena 67

1988 NCAA Championship
East Regional First Round
(Dean Smith Center, Chapel Hill, N.C.)
(3) Duke 85, (15) Boston Univ. 69

1987 NCAA Championship
East Regional First Round
(Carrier Dome, Syracuse, N.Y.)
(3) Purdue 104, (14) Northeastern 95

1986 NCAA Championship
East Regional First Round
(Greensboro Coliseum, Greensboro, N.C.)
(4) Oklahoma 80, (13) Northeastern 74

1985 NCAA Championship
East Regional First Round
(The Omni, Atlanta, Ga.)
(3) Illinois 76, (14) Northeastern 57

1984 NCAA Championship
Opening Round (The Palestra, Philadelphia, Pa.)
Northeastern 90, LIU 87
East Regional First Round
(Byrne Arena, Rutherford, N.J.)
(6) Va. Common. 70, (11) Northeastern 69

1983 NCAA Championship (52 teams)
Opening Round (The Palestra, Philadelphia, Pa.)
LaSalle 70, Boston University 58

1982 NCAA Championship (48 teams)
East Regional First Round
(Nassau County Coliseum, Uniondale, N.Y.)
(11) Northeastern 63, (6) St. Joseph's 62
Second Round
(3) Villanova 76, (11) Northeastern 72 (3 ot)

1981 NCAA Championship (48 teams)
Midwest Regional First Round
(Special Events Center, El Paso, Texas)
(11) Northeastern 55, (6) Fresno State 53
Second Round
(3) Utah 94, (11) Northeastern 69

1980 NCAA Championship (48 teams)
East Regional First Round
(Providence Civic Center, Providence, R.I.)
(6) Iona 84, (11) Holy Cross 78

Past Conference Champions

1979-80	Holy Cross
1980-81	Northeastern
1981-82	Northeastern
1982-83	Boston University
1983-84	Northeastern
1984-85	Northeastern
1985-86	Northeastern
1986-87	Northeastern
1987-88	Boston University
1988-89	Siena
1989-90	Boston University
1990-91	Northeastern
1991-92	Delaware
1992-93	Delaware
1993-94	Drexel
1994-95	Drexel
1995-96	Drexel
1996-97	Boston University
1997-98	Delaware
1998-99	Delaware
1999-00	Hofstra
2000-01	Hofstra
2001-02	Boston University
2002-03	Vermont
2003-04	Vermont
2004-05	Vermont
2005-06	Albany
2006-07	Albany
2007-08	UMBC
2008-09	**Binghamton**
2009-10	Vermont
2010-11	Boston University
2011-12	Vermont
2012-13	Albany
2013-14	Albany
2014-15	Albany
2015-16	Stony Brook
2016-17	Vermont
2017-18	UMBC
2018-19	Vermont
2019-20	— (COVID-19)
2020-21	Hartford
2021-22	Vermont

2021-22 FINAL STANDINGS

	AMERICA EAST							OVERALL							
School	W	L	Pct.	Home	Away	Last 5	Streak	W	L	Pct.	Home	Away	Neu.	Last 5	Streak
Vermont	17	1	.944	10-0	7-1	5-0	W5	28	6	.824	16-0	10-4	2-2	4-1	L1
UMBC	11	7	.611	6-3	5-4	4-1	L1	18	14	.563	11-4	6-10	1-0	4-1	L1
Stony Brook	10	8	.556	6-4	4-4	3-2	L1	18	13	.581	13-4	5-9	0-0	3-2	W2
New Hampshire	10	8	.556	10-1	5-6	4-1	L1	15	13	.536	10-4	5-9	0-0	3-2	L1
UAlbany	9	9	.500	3-6	6-3	2-3	L3	13	18	.419	4-8	8-9	1-1	2-3	L3
Hartford	9	9	.500	6-4	3-5	3-2	L1	12	20	.375	7-5	5-13	0-2	3-2	L1
Binghamton	**8**	**10**	**.444**	**3-6**	**5-4**	**1-4**	**L1**	**12**	**17**	**.414**	**5-8**	**7-9**	**0-0**	**1-4**	**L1**
UMass Lowell	7	11	.389	4-5	3-6	2-3	W1	15	16	.484	8-6	6-9	1-1	2-3	L1
NJIT	6	12	.333	3-6	3-5	1-5	L4	11	18	.379	6-8	5-9	0-1	0-5	L5
Maine	3	15	.167	2-7	1-8	1-4	L3	6	23	.207	5-9	1-14	0-0	1-4	L3

2022 AMERICA EAST CHAMPIONSHIP

QUARTERFINALS
March 6
No. 1 Vermont 98, No. 8 NJIT 59
No. 2 UMBC 93, No. 7 UMass Lowell 85 (OT)
No. 6 Binghamton 72, No. 3 UNH 69
No. 4 Hartford 61, No. 5 UAlbay 49

SEMIFINALS
March 9
No. 1 Vermont 98, No. 6 Binghamton 42
No. 2 UMBC 80, No.4 Hartford 60

CHAMPIONSHIP GAME
March 12(at Vermont)
No. 1 Vermont 82, No. 2 UMBC 43

ALL-TOURNAMENT TEAM
Ryan Davis , Vermont
Darnell Rogers, UMBC
Ben Shungu , Vermont
Finn Sullivan, UMBC
Syzmon Wojcik, UMBC

2021-22 WEEKLY AWARD WINNERS

Date	Player	Rookie
Nov. 15	Ben Shungu, Vermont	Bryon Ireland, Maine
Nov,. 22	Ryan Davis, Vermont	Justin Neely, Albany
Nov. 29	Jayden Martinez, UNH	Justin Neely, Albany
Dec. 6	Dylan O'Hearn, NJIT	Sam Ihekwoaba, Maine
Dec. 13	Jahlil Jenkins, Stony Brook	Justin Neely, Albany
Dec. 20	Jahili Jenkins, Stony Brook	Novak Perovic, Maine
Jan.3	Miles Coleman, NJIT	Sam Ihekwoaba, Maine
Jan.10	Miles Coleman, Ben Shungu	Sam Ihekwoaba, Maine
Jan.17	Finn Sullivan, Vermont	Sam Ihekwoaba, Maine
Jan. 24	Anthony Roberts, Stony Brook	Kristians Feierbergs, Maine
Jan 31	Keondre Kennedy, UMBC	Justin Neely, Albany
Feb. 7	**Jacob Falko, Binghamton**	Keeshawn Mason, NJIT
Feb. 14	Anthony Roberts, Stony Brook	Justin Neely, Albany
Feb.21	Austin Williams, Hartford	Sam Ihekwoaba, Maine
Feb. 28	Keondre Kennedy, UMBC	Kristians Feierbergs, Maine

ALL-CONFERENCE TEAMS

FIRST TEAM

Pos.	Name	School
F	Ryan Davis	Vermont
G	**Jacob Falko**	**Binghamton**
G	Keondre Kennedy	UMBC
G	Ben Shungu	Vermont
G	Austin Williams	Hartford

SECOND TEAM

Pos.	Name	School
G	Tykei Greene	Stony Brook
F	Nick Guadarrama	New Hampshire
G	Jamel Horton	UAlbany
F	Jayden Martinez	New Hampshire
G	Anthony Roberts	Stony Brook

THIRD TEAM

Pos.	Name	School
G	Matt Cerruti	UAlbany
G	Moses Flowers	Hartford
G	L.I Owens	UMBC
F	Isaiah Powell	Vermont
G	Darnell Rogers	UMBC

ALL-DEFENSIVE TEAM

Pos.	Name	School
F	Max Brooks	UMass Lowell
G	Traci Carter	Hartford
G	**Christian Hinckson**	**Binghamton**
G	Jamel Horton	UAlbany
G	Ben Shungu	Vermont

ALL-ROOKIE TEAM

Pos.	Name	School
F	Kristians Feierbergs	Maine
G	Sam Ihekwoaba	Maine
F	Keeshawn Mason	NJIT
F	Justin Neely	UAlbany
F	Aaron Reddish	UAlbany

Player of the Year: Ryan Davis, Vermont
Rookie of the Year: Justin Neely, UAlbany
Defensive Player of the Year: Jamel Horton, UAlbany
Sixth Man of the Year: Aaron Deloney, Vermont
Coach of the Year: John Becker, Vermont

2021-22 STATISTICAL LEADERS

INDIVIDUAL

SCORING

Player	Team	G	Pts.	Avg.
Ryan Davis	Vermont	30	520	17.3
Anothy Roberts	SBU	29	477	16.4
Ben Shungu	Vermont	34	551	16.2
Austin Williams	Hartford	27	436	16.1
Miles Coleman	NJIT	29	452	15.6
Jayden Martinez	UNH	27	408	15.1

REBOUNDING

Player	Team	GP	Reb.	Avg.
Tykei Greene	SBU	31	252	8.1
Christian Hinckson	**BING**	**30**	**197**	**6.6**
Moses Flowers	Hartford	29	183	6.3
Isiah Powell	Vermont	33	208	6.3
Max Brooks	UML	29	180	6.2
Lee James	NJIT	19	109	5.7
Miles Coleman	NJIT	29	164	5.7

ASSISTS

Player	Team	GP	Asst.	Avg.
Blondeau Tchoukuiengo	UNH	28	111	4.0
Jamel Horton	Albany	30	116	3.9
Darnell Rodgers	UMBC	30	109	3.6
Austin Williams	Hartford	27	91	3.4
Jacob Falko	**BING**	**27**	**86**	**3.2**
Vukansin Masic	Maine	28	87	3.1
Jahil Jenkins	SBU	23	68	3.0

FG PERCENTAGE
(MIN. 3.0 MADE PER GAME)

Player	Team	GP	FG-FGA	Pct.
Max Brooks	UML	29	135-214	.631
Ryan Davis	Vermont	30	197-332	.593
Ben Shungu	Vermont	34	208-398	.523
Tykei Greene	SBU	31	159-306	.520
Austin Williams	Hartford	27	163-326	.500

3-PT FG PERCENTAGE
(MIN. 1.0 MADE PER GAME)

Player	Team	GP	FG-FGA	Pct.
Marco Foster	UNH	26	57-132	.432
L.J. Owens	UMBC	32	67-156	.429
Jayden Martinez	UNH	27	56-132	.424
David Shriver	Hartford	32	88-213	.413
Tyler Bertram	**BING**	**29**	**59-151**	**.391**
Dylan O'Hearn	NJIT	26	55-148	.372

3-PT FG MADE PER GAME

Player	Team	GP	FG	Avg
David Shriver	Hartford	32	88	2.8
Marco Foster	UNH	26	57	2.2
Dylan O'Hearn	NJIT	26	55	2.1
L.J. Owens	UMBC	32	67	2.1
Jayden Martinez	UNH	27	56	2.1
Tyler Bertram	**BING**	**29**	**59**	**2.0**

FREE THROW PERCENTAGE
(MIN. 2.0 MADE PER GAME)

Player	Team	GP	FT-FTA	Pct.
Darnell Rodgers	UMBC	30	78-86	.907
Anothy Roberts	SBU	29	93-113	.823
Ryan Davis	Vermont	30	81-105	.771
Miles Coleman	NJIT	29	81-109	.750
Moses Flowers	Hartford	29	79-118	.669

ASSIST/TURNOVER RATIO
(MIN. 2.0 ASSISTS PER GAME)

Player	Team	A	T	Ratio
Jahlil Jenkins	SBU	68	30	2.3
Darnell Rodgers	UMBC	109	56	1.9
Vukansin Masic	Maine	87	48	1.8
Blondeau Tchokuiengo	UNH	111	66	1.7
Jamel Horton	Albany	116	69	1.7
Jacob Falko	**BING**	**86**	**61**	**1.4**

STEALS

Player	Team	GP	S	Avg.
Jahlil Jenkins	SBU	23	46	2.0
James Lee	NJIT	19	36	1.9
Traci Carter	Hartford	22	36	1.6
Moses Flowers	Hartford	29	43	1.5
Tykei Greene	SBU	31	43	1.4

BLOCKED SHOTS

Player	Team	GP	Bl.	Avg
Max Brooks	UML	29	67	2.3
Matt Faw	NJIT	25	34	1.4
Christian Hinckson	**BING**	**30**	**30**	**1.0**
Oghen. Akuwovo	**BING**	**27**	**23**	**0.9**
Ryan Davis	Vermont	30	24	0.8

MINUTES PLAYED

Player	Team	GP	Min.	Avg
Dylan O'Hearn	NJIT	26	931	35.8
Blondeau Tchoukuiegno	UNH	29	994	35.5
Jayden Martinez	UNH	27	938	34.7
Nick Guadarrama	UNH	25	860	34.4
Jamel Horton	Albany	30	1005	33.5

TEAM

TEAM OFFENSE

Team	FG-FGA	Pct	3FG	FT	Avg
Vermont	936-1902	.492	298	374	74.8
UMBC	813-1832	.444	294	439	73.7
Stony Brook	815-1860	.439	254	377	72.9
UMass Lowell	831-1867	.445	183	346	70.7
Hartford.	799-1778	.449	297	339	69.8
New Hamp.	706-1606	.440	242	271	68.8
Binghamton	**746-1692**	**.441**	**213**	**257**	**67.7**
NJIT	656-1603	.409	186	328	63.0
Maine	685-1654	.407	196	245	62.4
UAlbany	714-1741	.410	182	307	61.8

TEAM DEFENSE

Team	FG-FGA	Pct	3FG	FT	Avg
Vermont	765-1865	.410	241	425	59.5
New Hamp.	662-1535	.431	206	385	65.8
UMass Lowell	723-1763	.410	211	532	66.3
UAlbany	720-1641	.439	225	522	66.8
Binghamton	**721-1680**	**.429**	**206**	**502**	**66.9**
NJIT	741-1712	.433	233	453	68.0
Maine	738-1577	.468	209	518	68.4
UMBC	902-1973	.457	251	383	76.0
Hartford	832-1858	.448	254	537	76.6
Stony Brook	855-1878	.455	259	436	73.1

TEAM SCORING MARGIN

Team	Pts	Avg	PA	Avg	+/-
Vermont	2544	74.8	2065	60.7	+14.1
UMass Lowell	2191	70.7	2040	65.8	+4.9
New Hamp.	1925	68.8	1819	65.0	+3.8
UMBC	2539	73.7	2307	72.1	+1.6
Stony Brook	2261	72.9	2267	73.1	-0.2
Binghamton	**1962**	**67.7**	**1983**	**68.4**	**-0.7**
Hartford	2234	69.8	2309	72.2	-2.3
UAlbany	1917	61.8	2042	65.9	-4.0
NJIT	1826	63.0	2030	70.0	-7.0
Maine	1811	62.4	2063	71.1	-8.7

TEAM REBOUNDING MARGIN

Team	Rebs	Avg	OPP	Avg	+/-
Vermont	1191	35.0	989	29.1	5.9
New Hamp.	1005	35.9	886	31.6	4.3
UMass Lowell	1118	36.1	1081	34.9	1.2
Binghamton	**1046**	**36.1**	**1022**	**35.2**	**0.8**
Stony Brook	1080	34.8	1129	36.4	-1.6
UAlbany	992	32.0	1059	34.2	-2.2
Hartford	1037	32.4	1110	34.7	-2.3
NJIT	995	34.3	1083	37.3	-3.0
UMBC	1048	32.8	1157	36.2	-3.4
Maine	913	31.5	1036	35.7	-4.2

TEAM FIELD GOAL PERCENTAGES

Team	G	FG	FGA	PCT.
Vermont	34	936	1902	.492
Hartford	32	799	1778	.449
UMass Lowell	31	831	1867	.445
UMBC	32	813	1832	.444
Binghamton	**29**	**746**	**1692**	**.441**
New Hamp.	28	706	1606	.440
Stony Brook	31	815	1860	.438
Maine	29	685	1654	.414
UAlbany	31	714	1741	.410
NJIT	29	656	1603	.409

WHERE BINGHAMTON RANKED...
(CONFERENCE GAMES ONLY)

Category	Rank (out of 9)
Scoring Offense	5th
Scoring Defense	5th
Scoring Margin	8th
FG Percentage	7th
Free Throw Percentage	7th
3-pt FG Percentage	5th
FG Percentage Defense	**1st**
Rebound Average	**1st**
Rebound Margin	**3rd**
Blocked Shots	**2nd**
Assists	6th
Steals	6th

ALL-CONFERENCE SELECTIONS

2001-02	Jeffrey St. Fort, 3rd team
	Nick Billings, All-Rookie
2002-03	Anthony Green, 1st team
	Nick Billings, 2nd Team, Defensive Player of Year
2003-04	Nick Billings, 2nd Team
	Brandon Carter, 3rd Team
	Troy Hailey, All-Rookie
2004-05	Andre Heard, 2nd Team
2005-06	Andre Heard, 1st Team, All Defense
	S. Hermenier, 2nd Team, All Defense
	Mike Gordon, 3rd Team, All Defense
2006-07	Mike Gordon, 2nd Team, All Defense
	Lazar Trifunovic, All-Rookie
2007-08	Mike Gordon, 2nd Team, All Defense
	Lazar Trifunovic, 3rd Team
2008-09	Emanuel Mayben, 2nd Team
	D.J. Rivera, 2nd Team
	Reggie Fuller, 3rd Team, All Defense
2009-10	Greer Wright, 1st Team
	Dylan Talley, Rookie of Year, All-Rookie
2010-11	Mahamoud Jabbi, 3rd Team, All Defense
2011-12	Ben Dickinson, All-Rookie
2012-13	Jordan Reed, 3rd Team, All-Rookie
2013-14	Jordan Reed, 2nd Team
	Yosef Yacob, All-Rookie
2014-15	Willie Rodriguez, All-Rookie
2015-16	Willie Rodriguez, 3rd Team
2016-17	Thomas Bruce, All-Defense
	John Rinaldi, All-Academic
2017-18	Thomas Bruce, All-Defense
	J.C. Show, All-Academic
2018-19	J.C Show, All-Academic
	Sam Sessoms, All-Rookie
2019-20	Sam Sessoms, 2nd Team
	George Tinsley, All-Rookie
	Brenton Mills, All-Rookie
2020-21	Brenton Mills, 3rd Team
2021-22	**Jacob Falko, 1st Team**
	Christian Hinckson, All-Defensive

ALL-CHAMPIONSHIP SELECTIONS

2006	Andre Heard
2009	D.J. Rivera, Reggie Fuller, Emanuel Mayben

WEEKLY HONORS

2001-02

AE PLAYER OF THE WEEK
Dec. 3-9 Jeffrey St. Fort

AE ROOKIE OF THE WEEK
Feb. 4-10 Andrew Hannan

2002-03

AE PLAYER OF THE WEEK
Nov. 25-Dec. 1 Anthony Green
Dec. 2-8 Anthony Green
Jan. 6-12 Anthony Green
Feb. 17-23 Nick Billings

2003-04

AE PLAYER OF THE WEEK
Jan. 26-Feb. 1 Brandon Carter

AE ROOKIE OF THE WEEK
Dec. 15-21 Troy Hailey

2005-06

AE PLAYER OF THE WEEK
Dec. 12-18 Sebastian Hermenier
Jan. 9-15 Andre Heard

AE ROOKIE OF THE WEEK
Jan. 2-8 Ian Milne

2006-07

AE PLAYER OF THE WEEK
Dec. 18-25 Richard Forbes

AE ROOKIE OF THE WEEK
Dec. 26-Jan. 1 Lazar Trifunovic
Feb. 19-25 Lazar Trifunovic

2007-08

AE PLAYER OF THE WEEK
Dec. 26-Jan. 1 Lazar Trifunovic
Jan. 8-13 Mike Gordon

AE ROOKIE OF THE WEEK
Nov. 26-Dec. 2 Devon McBride
Jan. 14-20 Brandon Herbert

2008-09

AE PLAYER OF THE WEEK
Dec 1-7 D.J. Rivera
Dec. 22-28 D.J. Rivera
Feb. 2-8 Emanuel Mayben

2009-10

AE PLAYER OF THE WEEK
Dec. 14-20 Greer Wright
Jan. 18-24 Greer Wright
Jan. 25-31 Greer Wright

AE ROOKIE OF THE WEEK
Nov. 23-29 Dylan Talley
Dec. 7-13 Dylan Talley
Dec. 14-20 Pina Guillaume
Dec. 28-Jan. 3 Pina Guillaume
Jan. 18-24 Dylan Talley
Jan. 25-31 Dylan Talley
Feb. 15-21 Dylan Talley

2010-11

AE PLAYER OF THE WEEK
Nov. 12-14 Greer Wright
Jan. 24-30 Mahamoud Jabbi

2011-12

AE ROOKIE OF THE WEEK
Nov. 7-13 Ben Dickinson
Feb. 20-26 Ben Dickinson

2012-13

AE ROOKIE OF THE WEEK
Nov. 11-18 Jordan Reed
Dec. 2-9 Jordan Reed
Dec 23-30 Jordan Reed
Jan. 28-Feb 3. Jordan Reed
Feb. 11-17 Jordan Reed
Feb. 18-24 Jordan Reed

2013-14

AE PLAYER OF THE WEEK
Nov. 11-17 Jordan Reed
Dec. 2-8 Jordan Reed
Feb. 3-9 Jordan Reed
Feb. 25-March 2 Jordan Reed

AE ROOKIE OF THE WEEK
Nov. 4-10 Nick Madray
Nov. 18-24 Magnus Richards
Dec. 2-8 Marlon Beck
Dec. 23-29 Marlon Beck
Jan. 6-12 Yosef Yacob
Feb. 10-16 Marlon Beck
Feb. 17-23 Yosef Yacob

2014-15

AE ROOKIE OF THE WEEK
Dec. 1-7 Dusan Perovic
Dec. 22-28 Willie Rodriguez
Jan. 5-11 Romello Walker
Feb. 24-March 1 Willie Rodriguez

2015-16

AE PLAYER OF THE WEEK
Nov. 4-10 Willie Rodriguez

AE ROOKIE OF THE WEEK
Dec. 14-21 Everson Davis

2016-17

AE PLAYER OF THE WEEK
Nov. 29-Dec. 5 Bobby Ahearn

AE ROOKIE OF THE WEEK
Jan. 2-9 Fard Muhammad

2017-18

AE PLAYER OF THE WEEK
Nov. 27-Dec. 4 Thomas Bruce

AE ROOKIE OF THE WEEK
Jan. 5-12 Tyler Stewart

2018-19

AE PLAYER OF THE WEEK
Jan 28- Feb. 3 Caleb Stewart

AE ROOKIE OF THE WEEK
Nov. 12- 19 Sam Sessoms
Nov. 26- Dec. 3 Sam Sessoms
Dec. 10-17 Sam Sessoms
Dec. 24- 31 Sam Sessoms
Jan. 7- 14 Sam Sessoms
Feb. 11-18 Sam Sessoms
Mar. 1-8 Sam Sessoms

2019-20

AE PLAYER OF THE WEEK
Nov. 24-Dec. 2 Sam Sessoms

AE ROOKIE OF THE WEEK
Nov.18-24 George Tinsley
Nov. 25- Dec. 2 Brenton Mills
Dec. 2-8 George Tinsley
Jan. 13-19 Brenton Mills
Jan. 27-Feb. 2 George Tinsley

2020-21

AE PLAYER OF THE WEEK
Feb.22-29 Dan Petcash

2021-22

AE PLAYER OF THE WEEK
Feb. 1-7 Jacob Falko

BINGHAMTON IN THE AMERICA EAST

Year	Record	Home	Away	Preseason Pick	Final Place	AE Tourney
2001-02	6-10	3-5	3-5	9th of 9	6th	Not eligible (Division I transition)
2002-03	9-7	7-1	2-6	6th of 9	4th	Not eligible (Division I transition)
2003-04	10-8	5-4	5-4	6th of 10	5th	Lost in quarterfinals (0-1)
2004-05	8-10	6-3	2-7	5th of 10	5th	Advanced to semifinals (1-1)
2005-06	12-4	6-2	6-2	4th of 9	2nd	Advanced to semifinals (1-1)
2006-07	6-10	4-4	2-6	6th of 9	6th	Lost in quarterfinals (0-1)
2007-08	9-7	5-3	4-4	4th of 9	T-4th	Lost in quarterfinals (0-1)
2008-09	13-3	7-1	6-2	5th of 9	1st	America East Champions (3-0)
2009-10	8-8	6-2	2-6	9th of 9	5th	Not eligible
2010-11	4-12	2-6	2-6	7th of 9	T-8th	Advanced to quarterfinals (1-1)
2011-12	1-15	1-7	0-8	9th of 9	9th	Advanced to quarterfinals (1-1)
2012-13	1-15	0-8	1-7	9th of 9	9th	Lost in quarterfinals (0-1)
2013-14	4-12	2-6	2-6	7th of 9	T-7th	Lost in quarterfinals (0-1)
2014-15	5-11	4-4	1-7	5th of 9	7th	Lost in quarterfinals (0-1)
2015-16	5-11	3-5	2-6	5th of 9	6th	Lost in quarterfinals (0-1)
2016-17	3-13	2-6	1-7	4th of 9	8th	Lost in quarterfinals (0-1)
2017-18	2-14	2-6	0-8	6th of 9	9th	Did not make postseason
2018-19	5-11	2-6	3-5	6th of 9	7th	Advanced to semifinals (1-1)
2019-20	4-12	2-6	2-6	6th of 9	9th	Did not make postseason
2020-21	4-14	1-10	3-5	Tied 9th of 9	9th	Lost in First Round (0-1)
2021-22	8-10	3-7	5-3	10th of 10	7th	Advanced to semifinals (1-1)
TOTALS	**123-203 (38%)**	**72-93 (44%)**	**51-111 (31%)**			

THE RECORD BOOK



IN THIS SECTION

D-I Individual Record Snapshot 64
Division I Individual Records 65-70
Division I Team Records 71-74
America East Leaders..... 76-79
America East Tournament 80-91
NCAA Tournament Appearance 91
In-Season Tournaments.....96
Year-By-Year W-L 97
Year-by-Year Leaders/Honors 98
All-Time Records Snapshot.....99-100
All-Time Top-10 Charts.....101-103
Most Points in a Game 104
1,000 Point Scorers.....105-106
Hall of Fame Members.....107-110

GAME

POINTS SCORED
40 Sam Sessoms vs. Boston U.,12-7-19

POINTS SCORED BY A FRESHMAN
34 Sam Sessoms vs. Hartford, 2-27-19
34 Dusan Perovic vs. Boston U.,12-3-15

POINTS SCORED BY A SOPHOMORE
40 Sam Sessoms vs. Boston U.,12-7-19

POINTS SCORED BY A JUNIOR
32 Andre Heard vs. Colgate, 12-28-04

POINTS SCORED BY A SENIOR
32 Mike Gordon vs. Albany, 1-12-08
Anthony Green vs. St. Francis, 1-7-03

FIELD GOALS MADE
15 Sam Sessoms vs. Boston U., 12-7-19

FIELD GOAL ATTEMPTS
32 Jordan Reed vs. Maine, 2-16-13
Sam Sessoms vs. Boston U.,12-7-19

FIELD GOAL PCT. (MIN. 10 ATT.)
.1000 Thomas Bruce (10-10) vs. Hartwick, 11-26-17)
.900 Sebastian Hermenier (9-10) vs. North Florida, 12-17-05

FREE THROWS MADE
17 Jordan Reed vs. Vermont, 3-2-14

FREE THROW ATTEMPTS
21 Jordan Reed vs. Vermont, 3-2-1

FREE THROW PCT. (MIN 10 ATT.)
1.000 Jordan Reed (11-11) vs. UNH, 2-12-14
Jordan Reed (11-11) vs. Cornell, 11-13-13
Rob Mansell (10-10) vs. UNH 1-22-12

3- PT FIELD GOALS MADE
10 J.C. Show vs Maine, 3-2-19
8 J.C. Show vs. Central Conn. 11-16-16
Moussa Camara vs. UMBC, 3-3-11
Mike Gordon vs. Albany 1-12-08

3-PT FIELD GOAL ATTEMPTS
15 Sam Sessoms vs. Hartford, 2-27-19
14 J.C.Show vs. Maine, 2-3-18
Marlon Beck vs. UMBC, 2-24-16
Jimmy Gray vs. Marywood 11-24-12
Moussa Camara vs. UMBC, 3-3-11

3-PT FIELD GOAL PCT. (MIN 5 ATT.)
1.000 J.C. Show vs Vermont, 2-23-19
.857 J.C. Show vs. Evansville, 11-18-17 (6-7)
.833 Nick Madray vs. Cornell, 11-13-13 (5-6)

REBOUNDS
19 Thomas Bruce vs. UMass Lowell, 1-21-18

ASSISTS
13 Anthony Green vs. Northeastern, 2-23-03

STEALS
6 Jordan Reed vs. UNH, 2-12-14
D.J. Rivera vs. UNH, 2-22-09
D.J. Rivera vs. Vermont, 1-8-09
Mike Gordon vs. Maine, 1-27-08
Mike Gordon vs. UNH, 1-18-07
Richard Forbes vs. Rider, 12-1-07
Brandon Carter vs. Albany, 1-14-04
Sam Sessoms vs. Hartwick, 12-29-19

BLOCKED SHOTS
10 Nick Billings vs. Hartford, 1-31-04
Nick Billings vs. Northeastern, 2-23-03
Nick Billings vs. Boston U., 2-9-03

SEASON

POINTS SCORED
639 D.J. Rivera 2008-09

SCORING AVERAGE
20.0 D.J. Rivera 2008-09

POINTS SCORED BY A FRESHMAN
588 Sam Sessoms 2018-19

POINTS SCORED BY A SOPHOMORE
563 Sam Sessoms 2019-20

POINTS SCORED BY A JUNIOR
639 D.J. Rivera 2008-09

POINTS SCORED BY A SENIOR
451 Anthony Green 2002-03

FIELD GOALS MADE
230 D.J. Rivera 2008-09

FIELD GOAL ATTEMPTS
501 Sam Sessoms 2019-20

FIELD GOAL PCT.
.609 Reggie Fuller (78-128) 2007-08

FREE THROWS MADE
165 Jordan Reed 2013-14

FREE THROW ATTEMPTS
231 Jordan Reed 2013-14

FREE THROW PCT.
.871 J.C. Show (61-70) 2017-18

3-PT FIELD GOALS MADE
76 J.C. Show 2017-18

3-PT FIELD GOAL ATTEMPTS
226 J.C. Show 2017-18

3-PT FIELD GOAL PCT. (min. 1 made p/g)
.400 Hakon Hjalmarsson (24-60) 2019-20
.396 Mike Wright (44-111) 2008-09

REBOUNDS
266 Jordan Reed 2012-13

REBOUND AVERAGE
9.5 Jordan Reed 2012-13

ASSISTS
149 Emanuel Mayben 2008-09

ASSIST AVERAGE
4.7 Emanuel Mayben 2008-09

STEALS
71 Mike Gordon 2006-07

STEAL AVERAGE
2.45 Mike Gordon 2006-07

BLOCKED SHOTS
117 Nick Billings 2002-03

BLOCKED SHOT AVERAGE
4.3 Nick Billings 2002-03

CAREER

POINTS SCORED AS A BEARCAT
1,391 Willie Rodriguez 2014-18

SCORING AVERAGE (MIN. 2 YEARS)
18.6 Sam Sessoms 2018-20
15.7 Andre Heard 2004-06

FIELD GOALS MADE
511 Willie Rodriguez 2014-18

FIELD GOAL ATTEMPTS
1113 Willie Rodriguez 2014-18

FIELD GOAL PCT.
.599 Reggie Fuller (206-344) 2007-09

FREE THROWS MADE
294 Jordan Reed 2012-15

FREE THROW ATTEMPTS
425 Jordan Reed 2012-15

FREE THROW PCT.
.821 Anthony Green 2001-03

3-PT FIELD GOALS MADE
182 Troy Hailey 2003-07

3-PT FIELD GOAL ATTEMPTS
548 Troy Hailey 2003-07

3-PT FIELD GOAL PCT.
.391 Steve Proctor 2005-07

20+ SCORING GAMES
28 Sam Sessoms 2018-20

REBOUNDS
654 Willie Rodriguez 2014-18

REBOUND AVERAGE
9.2 Jordan Reed 2012-15

ASSISTS
403 Mike Gordon 2004-08

ASSIST AVERAGE
3.76 Anthony Green 2001-03

STEALS
210 Mike Gordon 2004-08

STEAL AVERAGE
1.97 Andre Heard 2004-06

BLOCKED SHOTS
336 Nick Billings 2001-05

BLOCKED SHOT AVERAGE
3.14 Nick Billings 2001-05

GAMES PLAYED
117 Troy Hailey 2003-07

GAMES STARTED
109 Willie Rodriguez 2014-18

CONSECUTIVE GAMES STARTED
102 Mike Gordon 2004-08

SCORING

YEAR-BY-YEAR SCORING LEADERS

Season	Player	G	PTS	AVG
2001-02	Jeffrey St. Fort	28	361	12.9
2002-03	Anthony Green	27	451	16.7
2003-04	Nick Billings	30	374	12.5
2004-05	Andre Heard	29	414	14.3
2005-06	Andre Heard	29	495	17.1
2006-07	Steve Proctor	27	319	11.8
2007-08	Lazar Trifunovic	28	391	14.0
2008-09	D.J. Rivera	32	639	20.0
2009-10	Greer Wright	31	466	15.0
2010-11	Greer Wright	25	334	13.4
2011-12	Robert Mansell	28	392	14.0
2012-13	Jordan Reed	28	466	16.6
2013-14	Jordan Reed	29	447	15.5
2014-15	Willie Rodriguez	32	378	11.8
2015-16	Willie Rodriguez	30	452	15.1
2016-17	Bobby Ahearn	30	292	9.7
2017-18	J.C. Show	31	429	13.8
2018-19	Sam Sessoms	34	588	17.8
2019-20	Sam Sessoms	29	563	19.4
2020-21	Brenton Mills	16	222	13.9
2021-22	Jacob Falko	27	349	12.9

SINGLE GAME

MOST POINTS SCORED

No.	Player	Date	Opponent	FG	3PT	FT	Pts
1.	Sam Sessoms	12-7-19	Boston Univ.	15	6	4	40
2.	Sam Sessoms	2-20-20	UMass Lowell	13	2	11	39
3	Sam Sessoms	2-29-20	New Hampshire	14	4	6	38
BY A SENIOR							
1.	Mike Gordon	1-12-08	Albany	11	8	2	32
	Anthony Green	1-17-03	St. Francis (N.Y.)	9	5	9	32
BY A JUNIOR							
1.	Andre Heard	12-28-04	Colgate	10	3	9	32
BY A SOPHOMORE							
1.	Sam Sessoms	12-7-19	Boston Univ.	15	6	4	40
BY A FRESHMAN							
1.	Sam Sessoms	2-27-19	Hartford	12	8	2	34
IN A CAREER DEBUT							
1.	D.J. Rivera	11-17-08	Mansfield	11	0	6	28
IN A FRESHMAN DEBUT							
T-1.	Sam Sessoms	11-6-18	Cornell	12	3	0	27
	Ben Dickinson	11-12-11	Colgate	7	2	11	27
IN A BINGHAMTON LOSS							
1.	Sam Sessoms	2-29-20	New Hampshire	14	4	6	38
IN THE WEST GYM							
1.	Anthony Green	12-28-04	St. Francis (N.Y.)	9	5	9	32
IN THE EVENTS CENTER							
1.	Sam Sessoms	12-7-19	Boston Univ.	15	6	4	40
ON OPPONENT'S HOME COURT							
1.	Sam Sessoms	2-29-20	New Hampshire	14	4	6	38
ON A NEUTRAL COURT							
1.	Andre Heard	12-28-04	Colgate	10	3	9	32
IN AN AMERICA EAST TOURNAMENT GAME							
1.	Greer Wright	3-3-11	UMBC	11	5	4	31
IN THE AMERICA EAST CHAMPIONSHIP GAME							
1.	Reggie Fuller	3-14-09	UMBC	7	0	5	19
IN AN NCAA TOURNAMENT GAME							
1.	D.J. Rivera	3-19-09	Duke	9	1	1	20

MOST POINTS SCORED/CONFERENCE

1.	Sam Sessoms	2-20-20	UMass Lowell	13	2	11	39
2.	Sam Sessoms	2-29-20	New Hampshire	14	4	6	38
3.	Jordan Reed	2-27-14	Hartford	10	2	11	33
4.	Mike Gordon	1-12-08	Albany	11	8	2	32

MOST POINTS SCORED IN CONSECUTIVE GAMES

63 Jordan Reed vs. Hartford (33 pts. on 2-27-14) and Vermont (30 pts. on 3-2-14)

SINGLE SEASON

MOST POINTS SCORED

No.	Player	Season	G	FG	3PT	FT	AVG	PTS
1.	D.J. Rivera	2008-09	32	230	47	132	20.0	639
2.	Sam Sessoms	2018-19	32	224	70	70	17.8	588
3.	Sam Sessoms	2019-20	29	208	64	83	19.4	563
4.	Andre Heard	2005-06	29	175	47	98	17.1	495
5.	Greer Wright	2009-10	31	152	41	121	15.0	466
5.	Jordan Reed	2012-13	28	165	7	129	16.6	466

ALL-TIME 20+ POINT PERFORMANCES

DIVISION I ERA (2001-21)

Name	Years	Games	Career-High
Sam Sessoms	2018-20	28	40, 12-7-19 vs. Boston Univ.
D.J. Rivera	2008-09	21	29, 1-8-09 vs. Vermont
Jordan Reed	2012-15	16	33, 2-27-14 vs. Hartford
Andre Heard	2004-06	16	32, 12-28-04 vs. Colgate
Greer Wright	2009-11	15	31, 3-3-11 vs. UMBC
Anthony Green	2001-03	15	32, 1-7-03 vs. St. Francis
Willie Rodriguez	2014-18	14	27 twice, last 2-11-16 at Hartford
J.C. Show	2016-19	13	34, 11-16-16 vs. C Conn St
Richard Forbes	2006-08	9	27, 2-23-08 vs. Manhattan
Jacob Falko	**2021-P**	**7**	**29, 2-2-22 at Stony Brook**
Lazar Trifunovic	2006-08	7	26, 1-27-08 vs. Maine
Nick Billings	2001-05	7	25, 1-21-04 vs. Northeastern
Mike Gordon	2004-08	6	32, 1-12-08 vs. Albany
Ben Dickinson	2011-12	6	27, 11-12-11 vs. Colgate
Brenton Mills	2019-21	6	23, 12-29-19 vs. Hartwick
Robert Mansell	2010-12	5	26, 11-14-11 vs. Cornell
Caleb Stewart	2017-19	4	26, 1-26-19 VS. Maine
Marlon Beck	2013-17	4	27, 11-13-13 vs. Cornell
Nick Madray	2013-15	4	23, 11-13-13 vs. Cornell
Jimmy Gray	2009-13	4	24, 1-2-13 vs. Hartford
Moussa Camara	2007-11	4	30, 3-3-11 vs. UMBC
Mahamoud Jabbi	2009-11	4	22, 1-26-11 vs. Boston Univ.
Dylan Talley	2009-10	4	25, 2-21-10 vs, UMBC
Emanuel Mayben	2008-09	4	31, 2-4-09 vs. Vermont
Steve Proctor	2005-07	4	26, 12-18-06 vs. North Florida
Thomas Bruce	2015-21	4	28, 11-13-17 vs. Cornell
George Tinsley	2019-P	3	25, 1-29-20 vs. Hartford
Tyler Bertram	2020-P	3	29, 11-17-21 at Columbia
Yosef Yacob	2013-18	3	22 twice, last 3-2-14 vs. Verm.
Malik Alvin	2008-09	3	29, 3-7-09 vs. Hartford
Dwayne Jackson	2005-09	3	26, 2-17-08 vs. Maine
Troy Hailey	2003-07	3	29, 12-20-05 vs. Albany
Sebastian Hermenier	2001-06	3	24, 12-17-05 vs. North Florida
Brandon Carter	2002-04	3	27, 1-31-04 vs. Hartford
Pierre Sarr	2019-20	2	24, 12-4-19 vs. Colgate
Dusan Perovic	2014-18	2	34, 12-3-14 vs. Boston Univ.
Chretien Lukusa	2007-11	2	24, 12-12-09 vs. Drake
Reggie Fuller	2007-09	2	22, 2-22-09 vs. UNH
Jeffrey St. Fort	2001-03	2	23, 2-21-02 vs. St. Francis
Mike Wright	2001-02	2	26, 1-12-02 vs. Northeastern

MOST POINTS SCORED/CONFERENCE

No.	Player	Season	G	FG	3PT	FT	AVG	PTS
1.	Sam Sessoms	2019-20	16	114	36	52	19.8	316
2.	D.J. Rivera	2008-09	16	113	30	59	19.7	315
3.	Sam Sessoms	2018-19	16	110	39	41	18.8	300
4.	Andre Heard	2005-06	16	101	21	58	17.6	281

HIGHEST SCORING AVERAGE

No.	Player	Season	G	PTS	AVG
1.	D.J. Rivera	2008-09	32	639	20.0
2.	Sam Sessoms	2019-20	29	563	19.4
3.	Sam Sessoms	2018-19	32	588	17.8
4.	Andre Heard	2005-06	29	495	17.1
5.	Anthony Green	2002-03	27	451	16.7

HIGHEST SCORING AVERAGE/CONFERENCE

No.	Player	Season	G	PTS	AVG
1.	Sam Sessoms	2019-20	16	316	19.8
2.	D.J. Rivera	2008-09	16	315	19.7
3.	Sam Sessoms	2018-19	16	300	18.8
4.	Andre Heard	2005-06	16	281	17.6
5.	Greer Wright	2009-10	16	269	16.8

CAREER RECORDS

MOST POINTS SCORED

No.	Player	G	FG	3PT	FT	AVG	PTS
1.	Willie Rodriguez (2014-18)	116	511	77	292	12.1	1391
2.	Sam Sessoms (2018-20)	62	432	134	153	18.6	1151
3.	Troy Hailey (2003-07)	117	351	182	158	8.9	1042
4.	Marlon Beck (2013-17)	123	331	208	164	8.4	1034
5.	Mike Gordon (2004-08)	115	358	141	166	8.9	1023
6.	J.C. Show (2016-19)	76	326	186	126	12.7	964
7.	Jordan Reed (2012-15)	57	299	21	294	16.0	913
8.	Andre Heard (2004-06)	58	317	94	181	15.7	909
9.	Nick Billings (2001-05)	107	355	1	157	8.1	868
10.	Everson Davis (2015-19)	112	287	44	227	7.5	845
11.	Moussa Camara (2007-11)	108	261	149	143	11.2	814
12.	Jimmy Gray (2009-13)	115	285	163	79	7.1	812
13.	Greer Wright (2009-11)	56	258	75	209	13.4	800
14.	Thomas Bruce (2015-21)	94	309	0	170	8.4	788
15.	S. Hermenier (2001-06)	115	236	44	247	6.7	768
16.	Lazar Trifunovic (2006-08)	57	285	0	136	12.4	706
17.	Anthony Green (2001-03)	49	213	85	161	13.7	672
18.	Yosef Yacob (2013-18)	91	198	104	167	7.0	667
19.	Richard Forbes (2006-08)	57	219	74	133	11.3	645
20.	Chretien Lukusa (2007-11)	106	227	56	130	6.0	640
21.	D.J. Rivera (2008-09)	32	230	47	132	20.0	639
22.	Jeffrey St. Fort (2001-03)	55	216	30	149	11.1	611
23.	George Tinsley (2019-)	74	226	82	72	8.2	606
24.	Bobby Ahearn (2014-18)	90	226	21	104	6.4	577
25.	Dwayne Jackson (2005-09)	100	177	85	115	5.54	554
26.	Dusan Perovic (2014-18)	94	203	77	66	6.2	549
27.	Reggie Fuller (2007-09)	61	206	1	105	8.5	518
28.	Brandon Carter (2002-04)	57	172	68	104	9.1	516
29.	Mahamoud Jabbi (2009-11)	62	204	33	59	8.1	500

IN A TWO-YEAR CAREER

No.	Player	G	FG	3PT	FT	AVG	PTS
1.	Sam Sessoms (2018-20)	62	432	134	153	18.6	1151
2.	Andre Heard (2004-06)	58	320	95	181	15.7	909
3.	Greer Wright (2009-11)	56	258	75	209	13.4	800
4.	Lazar Trifunovic (2006-08)	57	285	0	136	12.4	706
5.	Anthony Green (2001-03)	49	213	85	161	13.7	672

HIGHEST SCORING AVERAGE

No.	Player	G	PTS	AVG
1.	D.J. Rivera	32	639	20.0
2.	Sam Sessoms	62	1151	18.6
3.	Jordan Reed	57	913	16.0
4.	Andre Heard	58	911	15.7
5.	Greer Wright	56	800	14.2
6.	Anthony Green	49	672	13.7
7.	J.C. Show	76	964	12.7
8.	Lazar Trifunovic	57	706	12.4
9.	Richard Forbes	57	645	11.3
10.	Jeffrey St. Fort	55	611	11.1

MOST POINTS SCORED/CONFERENCE CAREER

No.	Player	G	PTS
1.	Mike Gordon	65	625
2.	Sam Sessoms	32	616
3.	Troy Hailey	68	559
4.	Nick Billings	61	535
5.	Andre Heard	34	519

HIGHEST SCORING AVG./CONFERENCE CAREER

No.	Player	G	PTS	AVG
1.	Sam Sessoms	32	616	19.3
2.	Jordan Reed	31	491	15.8
3.	Andre Heard	34	519	15.2
4.	Anthony Green	32	427	13.3
5.	Greer Wright	27	370	13.0

20-POINT GAMES

No.	Player	No.
1.	Sam Sessoms (2018-20)	28
2.	D.J. Rivera (2008-09)	21
3.	Jordan Reed (2012-14)	16
4.	Andre Heard (2004-06)	15
5.	Greer Wright (2009-10)	14

30-POINT GAMES

No.	Player	No.
1.	Sam Sessoms (2018-20)	6
T2.	Jordan Reed (2012-2015)	2
	Anthony Green (2001-03)	2
	Greer Wright (2009-11)	2

40-POINT GAMES

No.	Player	No.
1.	Sam Sessoms (2018-20)	1

FIELD GOALS

YEAR-BY-YEAR FIELD GOAL LEADERS

Year	Player	FGM
2001-02	Jeffrey St. Fort	127
2002-03	Anthony Green	140
2003-04	Nick Billings	142
2004-05	Andre Heard	142
2005-06	Andre Heard	175
2006-07	Lazar Trifunovic	126
2007-08	Lazar Trifunovic	159
2008-09	D.J. Rivera	230
2009-10	Greer Wright	152
2010-11	Moussa Camara	122
2011-12	Ben Dickinson	151
2012-13	Jordan Reed	165
2013-14	Jordan Reed	134
2014-15	Willie Rodriguez	137
2015-16	Willie Rodriguez	156
2016-17	Bobby Ahearn	110
2017-18	J.C. Show	146
2018-19	Sam Sessoms	224
2019-20	Sam Sessoms	208
2020-21	Brenton Mills	82
2021-22	Jacob Falko	140

FIELD GOAL PERCENTAGE (MIN. 100 ATTEMPTS)

Year	Player	PCT
2001-02	Jeffrey St. Fort	.433
2002-03	Nick Billings	.551
2003-04	Alex Adediran	.524
2004-05	Alex Adediran	.483
2005-06	Sebastian Hermenier	.462
2006-07	Lazar Trifunovic	.494
2007-08	Reggie Fuller	.609
2008-09	Reggie Fuller	.593
2009-10	Kyrie Sutton	.597
2010-11	Kyrie Sutton	.487
2011-12	Omar Richards	.471
2012-13	Jordan Reed	.391
2013-14	Roland Brown	.521
2014-15	Willie Rodriguez	.438
2015-16	Thomas Bruce	.540
2016-17	Bobby Ahearn	.539
2017-18	Thomas Bruce	.597
2018-19	Sam Sessoms	.448
2019-20	Sam Sessoms	.415
2020-21	Dan Petcash	.421
2021-22	Ogheneyole Akuwovo	.584

SINGLE GAME

MOST FIELD GOALS MADE

FG	Player	Date	Opponent
15	Sam Sessoms	12-7-19	Boston Univ.
14	Sam Sessoms	2-29-20	New Hampshire
13	Sam Sessoms	2-20-20	UMass Lowell
12	Sam Sessoms	2-27-19	Hartford
	Sam Sessoms	11-6-18	Cornell
	JC Show	11-16-16	Central Conn. St.
	Thomas Bruce	11-13-17	Cornell
	Richard Forbes	2-23-08	Manhattan
11	**Jacob Falko**	**2-2-22**	**Stony Brook**
	Dylan Talley	2-21-10	UMBC
	Greer Wright	1-12-10	Stony Brook
	Greer Wright	3-3-11	UMBC
	Emanuel Mayben	2-4-09	Vermont
	D.J. Rivera	11-17-08	Mansfield
	Dwayne Jackson	2-17-08	Maine
	Mike Gordon	1-12-08	Albany
	Anthony Green	2-21-02	St. Francis (N.Y.)
	Sam Sessoms	11-16-19	Sacred Heart
	Sam Sessoms	11-20-19	NJIT

MOST FIELD GOALS MADE/CONFERENCE GAME

FG	Player	Date	Opponent
14	Sam Sessoms	2-29-20	New Hamshire
13	Sam Sessoms	2-20-20	UMass Lowell
12	Sam Sessoms	2-27-19	Hartford
11	**Jacob Falko**	**2-2-22**	**Stony Brook**
	Dylan Talley	2-21-10	UMBC
	Greer Wright	1-12-10	Stony Brook
	Greer Wright	3-3-11	UMBC
	Emanuel Mayben	2-4-09	Vermont
	Dwayne Jackson	2-17-08	Maine
	Mike Gordon	1-12-08	Albany

MOST FIELD GOAL ATTEMPTS

FGA	Player	Date	Opponent
32	Jordan Reed	2-16-13	Maine
	Sam Sessoms	12-7-20	Boston Univ.
27	Sam Sessoms	2-29-20	New Hampshire
26	Sam Sessoms	1-25-20	New Hampshire
24	Sam Sessoms	3-9-19	Stony Brook
	Sam Sessoms	11-19-18	Colgate
	Sam Sessoms	11-16-19	Sacred Heart
22	Andre Heard	1-25-06	Vermont
	Andre Heard	1-2-05	Northeastern

HIGHEST FIELD GOAL PERCENTAGE (min. 7 att.)

PCT	Player	Date	Opponent
1.000 (7-7)	Dylan Talley	1-21-10	Hartford
1.000 (7-7)	Reggie Fuller	3-14-09	UMBC
.900 (9-10)	Sebastian Hermenier	12-17-05	North Florida

SINGLE SEASON

MOST FIELD GOALS MADE

No.	Player	Year	FGM
1.	D.J. Rivera	2008-09	230
2.	Sam Sessoms	2018-19	224
3.	Sam Sessoms	2019-20	208
4.	Andre Heard	2005-06	175
5.	Jordan Reed	2012-13	165

MOST FIELD GOALS MADE/CONFERENCE

No.	Player	Year	FGM
1.	Sam Sessoms	2019-20	114
2.	D.J. Rivera	2008-09	113
3.	Sam Sessoms	2018-19	110
4.	Andre Heard	2005-06	101
5.	**Jacob Falko**	**2021-22**	**99**

MOST FIELD GOAL ATTEMPTS

No.	Player	Year	FGA
1.	Sam Sessoms	2019-20	501
2.	Sam Sessoms	2018-19	500
3.	D.J. Rivera	2008-09	486
4.	Andre Heard	2005-06	453

FIELD GOAL PERCENTAGE (MIN. 100 ATTEMPTS)

No.	Player	Year	PCT
1.	Reggie Fuller	2007-08	.609 (78-128)
2.	Kyrie Sutton	2009-10	.597 (77-129
3.	Thomas Bruce	2017-18	.597 (132-221)
4.	Reggie Fuller	2008-09	.593 (128-216)
5.	**Ogheneyole Akuwovo**	**2021-22**	**.584 (59-101)**

FIELD GOAL PERCENTAGE/CONFERENCE (MIN. 3.0 FG MADE PER GAME)

No.	Player	Year	PCT
1.	Reggie Fuller	2007-08	.627 (52-83)
2.	Reggie Fuller	2008-09	.570 (57-100)
3.	Nick Billings	2002-03	.553 (73-132)

CAREER

MOST FIELD GOALS MADE

No.	Player (Years)	FGM
1.	Willie Rodriguez (2014-18)	511
2.	Sam Sessoms (2018-20)	432
3.	Mike Gordon (2004-08)	358
4.	Nick Billings (2001-05)	355
5.	Troy Hailey (2003-2007)	351
6.	Marlon Beck (2013-17)	331
7.	Andre Heard (2004-06)	320
8.	Jordan Reed (2012-15)	299
T-9.	Lazar Trifunovic (2006-08)	285
	Jimmy Gray (2009-13)	285
10.	Bobby Ahearn (2014-18)	282

FREE THROWS

YEAR-BY-YEAR FREE THROW LEADERS

Year	Player	FT
2001-02	Jeffrey St. Fort	94
2002-03	Athony Green	100
2003-04	Nick Billings	90
2004-05	Andre Heard	83
2005-06	Sebastian Hermenier	107
2006-07	Steve Proctor	64
2007-08	Lazar Trifunovic	73
2008-09	D.J. Rivera	132
2009-10	Greer Wright	121
2010-11	Greer Wright	88
2011-12	Robert Mansell	115
2012-13	Jordan Reed	129
2013-14	Jordan Reed	165
2014-15	Willie Rodriguez	90
2015-16	Willie Rodgriguez	118
2016-17	Thomas Bruce	57
2017-18	Everson Davis	65
2018-19	Sam Sessoms	70
2019-20	Sam Sessoms	83
2020-21	Brenton Mills	25
2021-22	Jacob Falko	45

YEARLY FT PERCENTAGE LEADERS (MIN. 50 ATTEMPTS)

Year	Player	FT	FTA	PCT
2001-02	Anthony Green	61	77	.792
	Mike Wright	61	77	.792
2002-03	Anthony Green	100	119	.840
2003-04	Brandon Carter	68	83	.819
2004-05	Sebastian Hermenier	60	81	.741
2005-06	Sebastian Hermenier	107	128	.836
2006-07	Richard Forbes	61	80	.763
2007-08	Richard Forbes	72	85	.847
2008-09	Malik Alvin	109	133	.820
2009-10	Greer Wright	121	161	.752
2010-11	Moussa Camara	53	66	.803
2011-12	Chris Longoria	56	66	.848
2012-13	Jordan Reed	129	194	.665
2013-14	Yosef Yacob	85	115	.739
2014-15	Willie Rodriguez	90	131	.687
2015-16	Willie Rodriguez	118	154	.766
2016-17	Bobby Ahearn	51	64	.797
2017-18	J.C. Show	61	70	.871
2018-19	Sam Sessoms	70	106	.660
2019-20	Sam Sessoms	83	102	.814
2020-21	Tyler Bertram	22	25	.880
2021-22	Jacob Falko	45	57	.789

SINGLE GAME

MOST FREE THROWS MADE

FT	Player	Date	Opponent
17	Jordan Reed	3-2-14	Vermont
	Sebastian Hermenier	1-25-06	Vermont

MOST FREE THROWS ATTEMPTED

FTA	Player	Date	Opponent
21	Jordan Reed	3-2-14	Vermont

FREE THROW PERCENTAGE (MIN. 10 MADE)

PCT	Player	Date	Opponent
1.000	Jordan Reed (11-11)	2-27-14	Hartford
1.000	Jordan Reed (11-11)	11-13-13	Cornell
1.000	Rob Mansell (10-10)	1-22-12	UNH

SINGLE SEASON

MOST FREE THROWS

No.	Player	Season	FT
1.	Jordan Reed	2013-14	165
2.	D.J. Rivera	2008-09	132
3.	Jordan Reed	2012-13	129
4.	Greer Wright	2009-10	121
5.	Willie Rodriguez	2015-16	118

MOST FREE THROWS/CONFERENCE

No.	Player	Season	FT
1.	Jordan Reed	2013-14	75
2.	Jordan Reed	2012-13	71
3.	Sebastian Hermenier	2005-06	70
4.	Greer Wright	2009-10	67
5.	Jeffrey St. Fort	2001-02	66

MOST FREE THROW ATTEMPTS

No.	Player	Season	FTA
1.	Jordan Reed	2013-14	231
2.	D.J. Rivera	2008-09	208
3.	Jordan Reed	2012-13	194
4.	Greer Wright	2009-10	161
5.	Nick Billings	2002-03	154
	Willie Rodriguez	2015-16	154

MOST FREE THROW ATTEMPTS/CONFERENCE

No.	Player	Season	FT
1.	Jordan Reed	2012-13	102
2.	Jordan Reed	2013-14	99
T-3	D.J. Rivera	2008-09	95
	Nick Billings	2003-04	95
5.	Jeffrey St. Fort	2001-02	84

FREE THROW PERCENTAGE (MIN. 50 ATTEMPTS)

No.	Player	Year	PCT
1.	J.C. Show	2017-18	.871 (61-70)
2.	Chris Longoria	2011-12	.848 (56-66)
3.	Richard Forbes	2007-08	.847 (72-85)
4.	Anthony Green	2002-03	.840 (100-119)
5.	Sebastian Hermenier	2005-06	.836 (107-128)

FREE THROW PERCENTAGE/CONFERENCE (MINIMUM 30 ATTEMPTS)

No.	Player	Year	PCT
1.	Andrew Hannan	2001-02	.867 (26-30)
2.	Malik Alvin	2008-09	.857 (48-56)
T-3	Dwayne Jackson	2007-08	.854 (35-41)
	Sebastian Hermenier	2005-06	.854 (70-82)
4.	Chris Longoria	2011-12	.848 (28-33)
5.	Moussa Camara	2010-11	.833 (35-42)

CAREER

MOST FREE THROWS

No.	Player	FT
1.	Jordan Reed (2012-15)	294
2.	Willie Rodriguez (2014-18)	292
3.	Sebastian Hermenier (2001-06)	254
4.	Greer Wright (2009-11)	209
5.	Everson Davis (2015-)	201
5.	Andre Heard (2004-06)	181
7.	Mike Gordon (2004-08)	166
8.	Marlon Beck (2013-17)	164
9.	Anthony Green (2001-03)	161
10.	Troy Hailey (2003-07)	158

HIGHEST FREE THROW PERCENTAGE

No	Player	FT	FTA	PCT
1.	Anthony Green (2001-03)	161	196	.821
2.	Malik Alvin (2008-09)	109	133	.820
3.	Richard Forbes (2006-08)	133	165	.806

THREE-POINT FIELD GOALS

YEAR-BY-YEAR THREE-POINT FG LEADERS

Year	Player	Made	AVG
2001-02	Jeffrey Daws	54	1.9
2002-03	Anthony Green	71	2.6
2003-04	Brandon Carter	46	1.5
	Troy Hailey	46	1.5
2004-05	Troy Hailey	55	1.9
2005-06	Andre Heard	47	1.6
2006-07	Mike Gordon	55	1.9
2007-08	Mike Gordon	40	1.3
2008-09	D.J. Rivera	47	1.5
2009-10	Moussa Camara	48	1.5
2010-11	Moussa Camara	73	2.4
2011-12	Jimmy Gray	48	1.5
2012-13	Jimmy Gray	67	2.3
2013-14	Yosef Yacob	46	1.7
2014-15	Marlon Beck	50	1.6
2015-16	Marlon Beck	73	2.4
2016-17	Marlon Beck	44	1.4
2017-18	J.C. Show	76	2.5
2018-19	J.C. Show	86	2.5
2019-20	Sam Sessoms	64	2.2
2020-21	Tyler Bertram	40	1.7
2021-22	Tyler Bertram	59	2.0

YEARLY 3-PT FIELD GOAL PERCENTAGE (MIN 2.5 ATT/GAME)

Year	Player	3FG	3FGA	PCT
2001-02	Mike Wright	44	111	.396
2002-03	Jeffrey St. Fort	17	42	.405
2003-04	Brandon Carter	46	124	.371
2004-05	Billy Williams	15	36	.415
2005-06	Ian Milne	19	53	.359
2006-07	Steve Proctor	49	128	.383
2007-08	Dwayne Jackson	30	82	.366
2008-09	Emanuel Mayben	45	121	.372
2009-10	Moussa Camara	48	146	.329
2010-11	Moussa Camara	73	189	.386
2011-12	Jimmy Gray	48	146	.329
2012-13	Taylor Johnston	43	119	.361
2013-14	Nick Madray	35	92	.380
2014-15	Marlon Beck	50	140	.357
2015-16	Marlon Beck	73	204	.358
2016-17	Yosef Yacob	29	69	.420
2017-18	Fard Muhammad	64	155	.413
2018-19	J.C. Show	86	219	.393
2019-20	Brenton Mills	52	149	.349
2020-21	Brenton Mills	33	82	.402
2021-22	Christian Hinckson	30	73	.411

SINGLE GAME

THREE-POINT FIELD GOALS MADE

FG	Player	Date	Opponent
10	J.C. Show	3-2-19	Maine
8	Sam Sessoms	2-27-19	Hartford
	J.C. Show	11-16-16	Central Conn. St.
	Moussa Camara	3-3-11	UMBC
	Mike Gordon	1-12-08	Albany
7	Tyler Bertram	11-17-21	Columbia
6	J.C. Show	11-18-17	Evansville
	J.C. Show	1-21-18	UMass Lowell
	Marlon Beck	11-13-13	Cornell
	Marlon Beck	1-14-15	Albany
	Marlon Beck	12-12-15	Buffalo
	Dusan Perovic	12-3-14	Boston Univ.
	Chretien Lukusa	12-12-09	Drake
	Emanuel Mayben	1-28-09	UMBC
	Milos Klimovic	11-12-07	St. Bonaventure
	Andre Heard	3-5-06	Vermont
	Andre Heard	1-12-06	Maine
	Schafer Jackson	2-16-05	UMBC
	Mike Wright	1-12-02	Northeastern
	Jeffrey Daws	12-16-01	North Carolina

MOST THREE-POINT FIELD GOAL ATTEMPTS

FGA	Player	Date	Opponent
15	Sam Sessoms	2-27-19	Hartford
14	J.C. Show	3-2-19	Maine
	Moussa Camara	3-3-11	UMBC
	J.C. Show	2-3-18	Maine
	Sam Sessoms	12-7-19	Boston Univ.
13	Marlon Beck	12-12-15	Buffalo
	J.C. Show	2-8-18	UMBC
	Sam Sessoms	2-12-20	Stony Brook
12	Tyler Bertram	1-29-22	UMBC
	J.C. Show	1-21-18	UMass Lowell
	Yosef Yacob	3-2-14	Vermont
	Emanuel Mayben	2-9-09	Albany
	Milos Klimovic	11-12-07	St. Bonaventure
	Andre Heard	12-11-04	Syracuse
	Anthony Green	2-26-03	Stony Brook

HIGHEST THREE-POINT FIELD GOAL PERCENTAGE (MINIMUM 5 ATTEMPTS)

PCT	Player	Date	Opponent
1.000 (6-6)	J.C. Show	2-23-19	Vermont
.857 (6-7)	J.C. Show	11-18-17	Evansville
.714 (10-14)	J.C. Show	32-19	Maine

SINGLE SEASON

MOST THREE-POINT FIELD GOALS

No.	Player	Year	FG
1.	J.C. Show	2018-19	86
2.	J.C. Show	2017-18	76
T-3	Moussa Camara	2010-11	73
	Marlon Beck II	2015-16	73
5.	Anthony Green	2002-03	71
6.	Sam Sessoms	2018-19	70
7.	Jimmy Gray	2012-13	67
8.	Sam Sessoms	2019-20	64
9.	Tyler Bertram	2021-22	59
T-10.	Mike Gordon	2006-07	55
	Troy Hailey	2004-05	55

MOST THREE-POINT FIELD GOALS/CONFERENCE

No.	Player	Year	FG
1	Moussa Camara	2010-11	44
2.	Anthony Green	2002-03	41
3.	Jimmy Gray	2012-13	38
4.	Tyler Bertram	2021-22	37
T-5.	Mike Gordon	2006-07	36
	Sam Sessoms	2019-20	36

MOST THREE-POINT FIELD GOAL ATTEMPTS

No.	Player	Year	FGA
1.	J.C. Show	2017-18	226
2.	J.C. Show	2018-19	219
3.	Jimmy Gray	2012-13	216
4.	Anthony Green	2002-03	208
5.	Marlon Beck II	2015-16	204
6.	Sam Sessoms	2019-20	203
7.	Moussa Camara	2010-11	189

THREE-POINT FIELD GOAL PERCENTAGE (min. 1 made p/g)

No.	Player	Year	3FG	3FGA	PCT
1.	**Chris. Hinckson**	**2021-22**	**30**	**73**	**.411**
2.	Mike Wright	2001-02	44	111	.396
3.	Stanly Ocitti	2002-03	30	76	.395

CAREER

MOST THREE-POINT FIELD GOALS

No.	Player	FG
1.	Marlon Beck (2013-2017)	208
2.	Troy Hailey (2003-07)	182
3.	Jimmy Gray (2009-13)	163
4	Moussa Camara (2007-11)	149
5.	Mike Gordon (2004-08)	141

THREE-POINT FIELD GOAL PERCENTAGE

No.	Player	FG	FGA	PCT
1.	**Dan Petcash (2019-)**	**59**	**148**	**.399**
	J.C. Show (2016-19)	86	219	.393
2.	Steve Proctor (2005-07)	61	156	.391

REBOUNDS

YEAR-BY-YEAR REBOUND LEADERS

Year	Player	REB	AVG
2001-02	Jeffrey St. Fort	182	6.5
2002-03	Nick Billings	180	6.7
2003-04	Nick Billings	206	6.9
2004-05	Sebastian Hermenier	181	6.5
2005-06	Sebastian Hermenier	177	6.6
2006-07	Lazar Trifunovic	188	6.5
2007-08	Lazar Trifunovic	200	7.1
2008-09	Reggie Fuller	223	7.0
2009-10	Mahamoud Jabbi	212	6.8
2010-11	Mahamoud Jabbi	241	7.8
2011-12	Ben Dickinson	184	6.1
2012-13	Jordan Reed	266	9.5
2013-14	Jordan Reed	258	8.9
2014-15	Willie Rodriguez	175	5.5
2015-16	Willie Rodriguez	200	6.7
2016-17	Thomas Bruce	150	5.0
2017-18	Thomas Bruce	256	8.8
2018-19	Caleb Stewart	230	7.0
2019-20	George Tinsley	207	7.4
	Pierre Sarr	207	7.4
2020-21	George Tinsley	118	6.6
2021-22	**Christian Hinckson**	**192**	**6.6**

SINGLE GAME

MOST REBOUNDS

No.	REB	Player	Date	Opponent
1.	19	Thomas Bruce	1-21-18	UMass Lowell
2.	18	Jordan Reed	11-18-12	St. Peter's
3.	17	Mahamoud Jabbi	2-16-11	Hartford
T-4	16	Caleb Stewart	1-23-19	UMass Lowell
	16	Thomas Bruce	1-25-17	Hartford
	16	Jordan Reed	2-19-14	Albany
	16	Jordan Reed	2-8-14	Maine
	16	Reggie Fuller	2-26-09	UMBC
T-9	15	Pierre Sarr	12-1-19	Loyola Md.
	15	Jordan Reed	2-4-14	Stony Brook
	15	Jordan Reed	1-5-14	Maine
	15	Reggie Fuller	1-14-09	Albany
	15	Reggie Fuller	12-30-08	Marist
	15	Lazar Trifunovic	11-20-07	CCSU
	15	Andre Heard	11-21-05	Mount St. Mary's

BY A SENIOR

1.	17	Mahamoud Jabbi	2-16-11	Hartford

BY A JUNIOR

1.	19	Thomas Bruce	1-21-18	UMass Lowell

BY A SOPHOMORE

1.	16	Jordan Reed, twice	2-9-14	Albany (last)

BY A FRESHMAN

1.	18	Jordan Reed	11-18-12	St. Peter's

SINGLE SEASON

MOST REBOUNDS

No.	Player	Year	G	AVG	REB
1.	Jordan Reed	2012-13	28	9.5	266
2.	Jordan Reed	2013-14	25	8.9	258
3.	Thomas Bruce	2017-18	29	8.8	256
4.	Mahamoud Jabbi	2010-11	31	7.8	241
T-5	George Tinsley	2019-20	28	7.4	207

	Pierre Sarr	2019-20	28	7.4	207
7.	Lazar Trifunovic	2007-08	28	7.1	200
8.	Reggie Fuller	2008-09	32	7.0	223
9.	Nick Billings	2003-04	30	6.9	206
10.	Mahamoud Jabbi	2009-10	31	6.8	212

MOST REBOUNDS/CONFERENCE

No.	Player	Year	G	AVG	REB
1.	Mahamoud Jabbi	2010-11	16	9.6	153
2.	Jordan Reed	2012-13	16	9.5	145
3.	Jordan Reed	2013-14	15	9.1	137
4.	Mahamoud Jabbi	2009-10	16	8.7	139
5.	Thomas Bruce	2017-18	16	8.4	135
T-6.	**Christian Hinckson**	**2021-22**	**18**	**7.6**	**136**
	Nick Billings	2002-03	16	7.6	122
8.	Nick Billings	2003-04	17	7.2	122
9.	Reggie Fuller	2007-08	16	6.9	110
T-10	Reggie Fuller	2008-09	16	6.8	109
	Lazar Trifunovic	2006-07	16	6.8	109
	Pierre Sarr	2019-20	16	6.8	108

CAREER

MOST REBOUNDS

No.	Player (Years)	G	REB
1.	Willie Rodriguez (2014-2018)	116	654
2.	Nick Billings (2001-05)	107	598
3.	Thomas Bruce (2016-21)	94	587
4.	Sebastian Hermenier (2001-06)	115	577
5.	Jordan Reed (2012-15)	57	524
6.	Bobby Ahearn (2014-2018)	121	454
7.	Mahamoud Jabbi (2009-11)	62	453
8.	Reggie Fuller (2007-09)	61	389
9.	Lazar Trifunovic (2006-08)	57	388
10.	Chretien Lukusa (2007-11)	116	375

10-REBOUND GAMES

No.	Player	No.
1.	Jordan Reed	24
2.	Mahamoud Jabbi	19
3.	Nick Billings	14
T-4	Reggie Fuller	12
	Lazar Trifunovic	12

ASSISTS

YEAR-BY-YEAR ASSIST LEADERS

Year	Player	G	AST	AVG
2001-02	Anthony Green	22	70	3.2
2002-03	Anthony Green	27	114	4.2
2003-04	Troy Hailey	29	73	2.4
2004-05	Andre Heard	30	74	2.6
2005-06	Mike Gordon	29	131	4.5
2006-07	Mike Gordon	29	117	4.0
2007-08	Mike Gordon	30	114	3.8
2008-09	Emanuel Mayben	32	149	4.7
2009-10	Greer Wright	31	98	3.2
2010-11	Greer Wright	25	88	3.5
2011-12	Jimmy Gray	31	112	3.6
2012-13	Jimmy Gray	30	99	3.3
2013-14	Marlon Beck	29	83	2.9
2014-15	Marlon Beck	32	84	2.6
2015-16	Everson Davis	30	75	2.5
2016-17	Timmy Rose	32	116	3.6
2017-18	Timmy Rose	31	87	2.8
2018-19	Sam Sessoms	33	115	`3.5
2019-20	Sam Sessoms	29	138	4.8
2020-21	George Tinsley	18	41	2.3
2021-22	**Jacob Falko**	**27**	**85**	**3.1**

SINGLE GAME

MOST ASSISTS

AST	Player	Date	Opponent
13	Anthony Green	2-23-03	Northeastern
12	Yosef Yacob	1-9-14	New Hampshire
12	Jimmy Gray	1-29-11	Maine
11	Mike Gordon	12-29-06	Alcorn State
11	Anthony Green	1-24-02	Northeastern
10	Timmy Rose	11-22-16	Ave Maria
10	Marlon Beck	1-5-14	Maine
10	Marlon Beck	12-28-13	Bryant
10	Emanuel Mayben	2-7-09	Stony Brook
10	Sam Sessoms	2-8-20	Maine

SINGLE SEASON

MOST ASSISTS

No.	Player	Season	AST
1.	Emanuel Mayben	2008-09	149
2.	Sam Sessoms	2019-20	138
2.	Mike Gordon	2005-06	131
3.	Mike Gordon	2006-07	117
4.	Timmy Rose	2016-17	116
5.	Sam Sessoms	2018-19	115
T-6	Mike Gordon	2007-08	114
	Anthony Green	2002-03	114
8.	Jimmy Gray	2011-12	112
9.	Jimmy Gray	2012-13	99

MOST ASSISTS/CONFERENCE

No.	Player	Season	AST
1.	Emanuel Mayben	2008-09	78
2.	Sam Sessoms	2019-20	77
3.	Mike Gordon	2005-06	71
4.	Greer Wright	2009-10	62
T-5.	**Jacob Falko**	**2021-22**	**61**
	Mike Gordon	2006-07	61

CAREER

MOST ASSISTS

No.	Player, (Years)	AST
1.	Mike Gordon (2004-08)	403
2.	Timmy Rose (2015- 19)	313
3.	Jimmy Gray (2009-13)	291
4.	Marlon Beck (2013-17)	274
5.	Sam Sessoms (2018-20)	253
6.	Greer Wright (2009-11)	186
7.	Anthony Green (2001-03)	184
8.	Chretien Lukusa (2007-11)	170

STEALS

YEAR-BY-YEAR STEAL LEADERS

Year	Player	STL	AVG
2001-02	Mike Wright	40	1.4
2002-03	Anthony Green	50	1.9
2003-04	Brandon Carter	49	1.6
2004-05	Andre Heard	57	2.0
2005-06	Andre Heard	56	1.8
2006-07	Mike Gordon	71	2.4
2007-08	Mike Gordon	66	2.2
2008-09	D.J. Rivera	57	1.8
2009-10	Greer Wright	37	1.2
2010-11	Mahamoud Jabbi	33	1.1
2011-12	Jimmy Gray	60	1.9
2012-13	Jimmy Gray	42	1.4
2013-14	Jordan Reed	45	1.6
2014-15	Marlon Beck	33	1.0
2015-16	Marlon Beck	36	1.2
2016-17	Marlon Beck	39	1.2
2017-18	J.C. Show	39	1.2
2018-19	Sam Sessoms	37	1.2
2019-20	Sam Sessoms	45	1.6
2020-21	Tyler Bertram/Dan Petcash	15	0.8
2021-22	**Christian Hinckson**	**29**	**1.0**

SINGLE GAME

MOST STEALS

STL	Player	Date	Opponent
6	Marlon Beck	2-3-15	Hartford
6	Jordan Reed	2-12-14	New Hampshire
6	D.J. Rivera	2-22-09	New Hampshire
6	D.J. Rivera	1-8-09	Vermont
6	Mike Gordon	1-27-08	Maine
6	Richard Forbes	12-1-07	Rider
6	Mike Gordon	1-18-07	New Hampshire
6	Brandon Carter	1-14-04	Albany
6	Sam Sessoms	12-29-19	Hartwick

SINGLE SEASON

MOST STEALS

No.	Player	Season	STL
1.	Mike Gordon	2006-07	71
2.	Mike Gordon	2007-08	66
3.	Jimmy Gray	2011-12	60
T-4	D.J. Rivera	2008-09	57
T-4	Andre Heard	2004-05	57
6.	Andre Heard	2005-06	56
7.	Anthony Green	2002-03	50
8.	Brandon Carter	2003-04	49
T-9.	Sam Sessoms	2019-20	45
	Jordan Reed	2013-14	45
T-11	Richard Forbes	2007-08	42
	Jimmy Gray	2012-13	42

MOST STEALS/CONFERENCE

No.	Player	Season	STL
1.	Mike Gordon	2006-07	49
2.	Andre Heard	2004-05	45
3.	Jimmy Gray	2011-12	40

CAREER

MOST STEALS

No.	Player (Years)	STL
1.	Mike Gordon (2004-08)	210
2.	Jimmy Gray (2009-13)	143
3.	Marlon Beck (2013-2017)	141
4.	Willie Rodriguez (2014-18)	93
4.	Chretien Lukusa (2007-11)	92
5.	Troy Hailey (2003-07)	89

BLOCKS

YEAR-BY-YEAR BLOCKS LEADERS

Year	Player	Blocks	AVG
2001-02	Nick Billings	80	3.8^
2002-03	Nick Billings	117	4.3*
2003-04	Nick Billings	105	3.5#
2004-05	Nick Billings	34	1.7
2005-06	Andre Heard	12	0.4
2006-07	Giovanni Olomo	15	0.6
2007-08	Reggie Fuller	37	1.3
2008-09	Reggie Fuller	53	1.7
2009-10	Mahamoud Jabbi	42	1.4
2010-11	Mahamoud Jabbi	49	1.6
2011-12	Ben Dickinson	17	0.6
2012-13	Brian Freeman	26	1.0
2013-14	Jordan Reed	23	0.8
2014-15	Willie Rodriguez	23	0.7
2015-16	Thomas Bruce	26	1.0
2016-17	Thomas Bruce	30	1.0
2017-18	Thomas Bruce	61	2.2
2018-19	Caleb Stewart	57	1.7
2019-20	George Tinsley	31	1.1
2020-21	Thomas Bruce	17	1.9
2021-22	**Christian Hinckson**	**28**	**1.0**

^Ranked 6th in the nation *Ranked 2nd in the nation #Ranked 5th in the nation

SINGLE GAME

MOST BLOCKS

BLK	Player	Date	Opponent
10	Nick Billings	1-31-04	Hartford
10	Nick Billings	2-23-03	Northeastern
10	Nick Billings	2-9-03	Boston University
9	Nick Billings	1-28-02	Colgate
8	Nick Billings	11-29-03	Loyola Marymount
8	Nick Billings	2-2-03	Vermont
8	Nick Billings	1-7-03	St. Francis (N.Y.)
8	Nick Billings	1-24-02	Northeastern

7	Nick Billings	2-18-04	Northeastern
7	Nick Billings	1-21-04	Northeastern
7	Nick Billings	1-2-04	Vermont
7	Nick Billings	11-20-02	Lafayette
7	Chancellor Barnard	1-23-19	UMass Lowell

SINGLE-SEASON

MOST BLOCKS

No.	Player	Season	BLK
1.	Nick Billings	2002-03	117
2.	Nick Billings	2003-04	105
3.	Nick Billings	2001-02	80

MOST BLOCKS/CONFERENCE

No.	Player	Season	BLK
1.	Nick Billings	2003-04	72
2.	Nick Billings	2002-03	71
3.	Nick Billings	2001-02	45

CAREER

MOST BLOCKS

No.	Player (Years)	BLK
1.	Nick Billings (2001-05)	336
2.	Mahamoud Jabbi (2009-11)	91
3.	Reggie Fuller (2007-09)	90

MISCELLANEOUS

LARGEST VICTORY MARGINS

No.	Score	Margin	Opponent	Season
1.	110-41	69	Hartwick	2021-22
2.	98-45	53	Hartwick	2019-20
2.	113-65	48	Elmira	2017-18
3.	101-54	47	Marywood	2016-17
4.	107-64	43	Misericordia	2018-19
5.	97-65	32	Hartwick	2017-18
T-6	77-47	30	Hartford	2010-11
	80-50	30	New Hampshire	2002-03
T-8	67-38	29	New Hampshire	2013-14
	66-37	29	New Hampshire	2006-07
T-10	84-56	28	Maine	2005-06
	66-38	28	Hartford	2004-05
	70-42	28	Lafayette	2002-03

LARGEST VICTORIES/WEST GYM

No.	Score	Margin	Opponent	Season
1.	70-42	28	Lafayette	2002-03
2.	86-59	27	Albany	2002-03
3.	75-56	19	Albany	2001-02
4.	85-67	18	New Hampshire	2001-02
	80-62	18	Northeastern	2003-04

LARGEST VICTORIES/EVENTS CENTER

No.	Score	Margin	Opponent	Season
1.	110-41	69	Hartwick	2021-22
2.	98-45	53	Hartwick	2019-20
3.	113-65	48	Elmira	2017-18
4.	97-65	32	Hartwick	2017-18
5.	67-38	29	New Hampshire	2013-14

WORST DEFEATS

No.	Score	Margin	Opponent	Season
1.	100-47	53	Michigan State	2019-20
2.	103-56	47	Syracuse	2001-02
T-3.	94-51	43	Manhattan	2011-12
	76-33	43	Michigan State	2015-16
5.	93-51	42	Boston University	2009-10
T-6.	84-44	40	Vermont	2020-21
T-6.	79-39	40	Drexel	2010-11
T-7.	81-42	39	VCU	2016-17
	76-37	39	Albany	2010-11
9.	94-58	36	Syracuse	2002-03
T-10.	90-55	35	Akron	2006-07
	80-45	35	Penn	2015-16

DOUBLE-DOUBLES

DOUBLE-DOUBLES IN A SINGLE-GAME

2	Jordan Reed and Marlon Beck, Bryant, 12-28-13
2	Greer Wright and Mahamoud Jabbi, Vermont, 1-24-10
2	S. Hermenier and Andre Heard, Mount St. Mary's, 11-21-05
2	George Tinsley and Pierre Sarr, Colgate, 12-4-19
2	George Tinsley and Sam Sessoms, Sacred Heart, 11-16-19

DOUBLE-DOUBLES/SEASON

Year	No.
2001-02	4
2002-03	6
2003-04	7
2004-05	5
2005-06	9
2006-07	5
2007-08	11
2008-09	13
2009-10	9
2010-11	9
2011-12	3
2012-13	13
2013-14	12
2014-15	4
2015-16	6
2016-17	4
2017-18	9
2018-19	3
2019-20	12
2020-21	4
2021-22	4

INDIVIDUAL

DOUBLE-DOUBLES/SEASON

Player	No.	Season
Jordan Reed	13	2012-13
Jordan Reed	10	2013-14
Thomas Bruce	9	2017-18
Lazar Trifunovic	8	2007-08
D.J. Rivera	7	2008-09
Nick Billings	7	2003-04
Sebastian Hermenier	6	2005-06
George Tinsley	5	2019-20
Mahamoud Jabbi	5	2010-11
Greer Wright	5	2009-10
Reggie Fuller	5	2008-09

INDIVIDUAL

DOUBLE-DOUBLES/SEASON (CONT'D)

Nick Billings	5	2002-03
Christian Hinckson	**4**	**2021-22**
Pierre Sarr	4	2019-20
Caleb Stewart	4	2018-19
Willie Rodriguez	4	2015-16
Mahamoud Jabbi	4	2009-10

CONSECUTIVE DOUBLE-DOUBLES

5 Mahamoud Jabbi vs. Albany (1-20-11), Vermont (1-23-11), Boston Univ. (1-26-11), Maine (1-29-11) and UMBC (2-3-11)

4 Jordan Reed vs. Boston (2-9-13), Stony Brook (2-12-13), Maine (2-16-13), New Hampshire (2-23-13)

3 Lazar Trifunovic vs. Maine (2-11-07), Vermont (2-18-07) and New Hampshire (2-20-07)

CAREER

TOTAL DOUBLE-DOUBLES

Player	No.
Jordan Reed	23
Nick Billings	13
Thomas Bruce	13
Lazar Trifunovic	11
Mahamoud Jabbi	11
Sebastian Hermenier	9
Willie Rodriguez	9
Reggie Fuller	8
D.J. Rivera	7
George Tinsley	6
Greer Wright	5

DOUBLE-DOUBLES (POINT-REBOUNDS)

Player	No.
Jordan Reed	23
Thomas Bruce	13
Lazar Trifunovic	11
Mahamoud Jabbi	11
Nick Billings	10
Sebastian Hermenier	9
Willie Rodriguez	9
Reggie Fuller	8
D.J. Rivera	7
George Tinsley	5
Greer Wright	5
Christian Hinckson	**4**
Pierre Sarr	4
Duane James	4

DOUBLE-DOUBLES (POINTS-BLOCKS)

Player	No.
Nick Billings	2

DOUBLE-DOUBLES (POINTS-ASSISTS)

Player	No.
Marlon Beck	1
Emanuel Mayben	1
Anthony Green	1
Jimmy Gray	1
Sam Sessoms	1

DOUBLE-DOUBLES (REBOUNDS-BLOCKS)

Player	No.
Nick Billings	1

FRESHMAN RECORDS

POINTS SCORED
588, Sam Sessoms (2018-19)

HIGHEST SCORING AVERAGE
17.7, Sam Sessoms (2018-19)

REBOUNDS
266, Jordan Reed (2012-13)

REBOUND AVERAGE
9.5, Jordan Reed (2012-13)

ASSISTS
114, Sam Sessoms (2018-19)

BLOCKED SHOTS
80, Nick Billings (2001-02)

STEALS
37, Sam Sessoms (2018-19)

FIELD GOALS
224, Sam Sessoms (2018-18)

FIELD GOAL PERCENTAGE
.494 (126-255), Lazar Trifunovic (2006-07)

FREE THROWS
129, Jordan Reed (2012-13)

FREE THROW ATTEMPTS
194, Jordan Reed (2012-13)

FREE THROW PERCENTAGE
.848 (56-66), Chris Longoria (2011-12)

THREE-POINT FIELD GOALS
70, Sam Sessoms (2018-19)

THREE-POINT FIELD GOAL ATTEMPTS
191, Sam Sessoms (2018-19)

THREE-POINT FIELD GOAL PERCENTAGE
.380 (35-92), Nick Madray (2013-14)

MINUTES
1132, Sam Sessoms (2018-19)

GAMES PLAYED
33, Sam Sessoms (2018-19)

GAMES STARTED
32, Sam Sessoms (2018-19)

FOULS/DISQUALIFICATIONS

SINGLE SEASON

No.	Player	Year	Fouls
1.	Reggie Fuller	2008-09	109
2.	Greer Wright	2009-10	105
3.	Brandon Carter	2003-04	102
4.	Ben Dickinson	2011-12	96

T-5.	Chancellor Bernard	2018-19	95
	Emanuel Mayben	2008-09	95

MOST PERSONAL FOULS/CAREER

No.	Player	Years	Fouls
1.	Nick Billings	2001-05	297

MOST DISQUALIFICATIONS/SEASON

No.	Player	Year	DQ
1.	Bobby Ahearn	2014-15	9
2.	Greer Wright	2009-10	7
	Reggie Fuller	2008-09	7
	Joost Ooms	2001-02	7

MOST DISQUALIFICATIONS/CAREER

No.	Player	Years	DQ
1.	Bobby Ahearn	2014-18	17
1.	Nick Billings	2001-05	12
2.	Troy Hailey	2003-07	10
3.	Reggie Fuller	2007-09	8
	Giovanni Olomo	2005-08	8

TEAM RECORDS

SINGLE HALF

MOST POINTS

PTS (half)	Opp.	Date	Site
59 (1st)	Hartwick	11-28-21	Vestal

MOST POINTS/CONFERENCE

PTS (half)	Opp.	Date	Site
55 (2nd)	Vermont	2-4-09	Burlington

MOST FIELD GOALS/CONFERENCE

FG (half)	Opponent	Date	Site
22 (2nd)	New Hampshire	1-2-03	Durham

MOST FIELD GOAL ATTEMPTS/CONFERENCE

FGA (half)	Opponent	Date	Site
40 (2nd)	Albany	1-21-03	Vestal

HIGHEST FG PERCENTAGE/CONFERENCE

PCT (half)	Opponent	Date	Site
.739 (1st)	Northeastern	1-21-04	Boston

MOST THREE-POINT FIELD GOALS/CONFERENCE

FG (half)	Opponent	Date	Site
13 (1st)	UMBC	3-3-11	Hartford

MOST THREE-POINT FG/CONFERENCE

FG (half)	Opponent	Date	Site
9 (1st)	Albany	2-9-09	Vestal
9 (1st)	UMBC	1-28-09	Baltimore

MOST THREE-POINT FIELD GOAL ATT./CONFERENCE

FG (half)	Opponent	Date	Site
23 (1st)	UMBC	3-3-11	Hartford

MOST THREE-POINT FG ATT./CONFERENCE

FG (half)	Opponent	Date	Site
18 (1st)	Vermont	2-2-03	Vestal

MOST FREE THROWS/ CONFERENCE

FT (half)	Opponent	Date	Site
25 (2nd)	Vermont	3-2-14	Vestal

MOST FT ATTEMPTS/ CONFERENCE

FT (half)	Opponent	Date	Site
34 (2nd)	Albany	3-5-05	Vestal

SINGLE GAME

MOST POINTS

PTS	Opponent	Date	Site
113	Elmira	12-30-17	Vestal
110	Hartwick	11-28-21	Vestal
107	Misericordia	11-12-18	Vestal
101	Marywood	12-30-16	Vestal
98	Hartwick	12-29-19	Vestal
97	Hartwick	11-26-17	Vestal
95	Ave Maria	11-22-16	Ave Maria

IN THE WEST GYM

PTS	Opponent	Date
86	Albany	1-21-03

IN THE EVENTS CENTER

PTS	Opponent	Date
113	Elmira	1-13-18
110	Hartwick	11-28-21
107	Misericordia	11-12-18
98	Hartwick	12-29-19
97	Hartwick	11-26-17

ON A NEUTRAL COURT

PTS	Opponent	Date	Site
91	UMBC	3-3-11	Hartford

ON OPPONENT'S HOME COURT

PTS	Opponent	Date	Site
94	Northeastern	1-12-02	Boston

IN A LOSS

PTS	Opponent	Date	Site
85	Loyola	12-10-16	Vestal

IN A SEASON OPENER

PTS	Opponent	Date	Site
80	Mansfield	11-17-08	Vestal
80	St. Bonaventure	11-12-07	Olean

MOST POINTS/CONFERENCE

PTS	Opponent	Date	Site
94	Northeastern	1-12-02	Boston

FEWEST POINTS

PTS	Opponent	Date	Site
33	Michigan State	12-05-15	Lansing, MI.
37	Albany	1-20-11	Albany
37	Stony Brook	1-9-13	Vestal
37	Vermont	1-16-13	Burlington

FEWEST POINTS/CONFERENCE

PTS	Opponent	Date	Site
37	Albany	1-20-11	Albany
37	Stony Brook	1-9-13	Vestal
37	Vermont	1-16-13	Burlington

MOST REBOUNDS

REB	Opponent	Date	Site
54	Sam Houston St.	11-20-04	Mil., Wis.

MOST REBOUNDS/CONFERENCE

REB	Opponent	Date	Site
52	Maine	2-16-13	Vestal

BIGGEST REBOUND MARGIN

MAR	Opponent	Date	Site
+27	Sam Houston St.	11-20-04	Mil., Wis.

MOST FIELD GOALS

FG	Opponent	Date	Site
45	Hartwick	11-28-21	Vestal
43	Elmira	1-13-18	Vestal

MOST FIELD GOALS/CONFERENCE

FG	Opponent	Date	Site
34	Vermont	2-4-09	Burlington
34	Albany	1-21-03	Vestal

FEWEST FIELD GOALS

FG	Opponent	Date	Site
10	Michigan State	12-5-15	E. Lansing

FEWEST FIELD GOALS/CONFERENCE

FG	Opponent	Date	Site
12	Albany	1-20-10	Albany

HIGHEST FIELD GOAL PERCENTAGE

Reggie Fuller

PCT	Opponent	Date	Site
.652	Hartwick	11-28-21	Vestal
.615	Brown	12-3-04	Providence

HIGHEST FG PERCENTAGE/CONFERENCE

PCT	Opponent	Date	Site
.600	Boston U.	1-6-08	Vestal

MOST FREE THROWS/ CONFERENCE

FT	Opponent	Date	Site
40	Vermont	3-2-14	Vestal

FEWEST FREE THROWS/CONFERENCE

FT	Opponent	Date	Site
2	Stony Brook	2-19-05	Stony Brook

MOST FT ATTEMPTS/ CONFERENCE

FTA	Opponent	Date	Site
49	Vermont	3-2-14	Vestal

FEWEST FT ATTEMPTS/CONFERENCE

FTA	Opponent	Date	Site
2	Hartford	2-27-19	Vestal

HIGHEST FT PERCENTAGE (MIN. 10 ATTEMPTS)

FT-A	Opponent	Date	Site
15-16 (.938)	Loyola	11-8-13	Vestal

HIGHEST FT PERCENTAGE/CONFERENCE (MINIMUM 10 ATTEMPTS)

FT-A	Opponent	Date	Site
14-15 (.933)	Maine	3-2-19	Maine
11-12 (.917)	UMBC	2-21-10	Vestal

MOST THREE-POINT FG/CONFERENCE

FG	Opponent	Date	Site
19	Maine	3-2-19	Maine

MOST THREE-POINT FG ATTEMPTS

FGA	Opponent	Date	Site
40	Maine	2-3-18	Maine

MOST THREE-POINT FG ATTEMPTS/CONFERENCE

FGA	Opponent	Date	Site
40	Maine	2-3-18	Maine

HIGHEST THREE-POINT FG PERCENTAGE

PCT	Opponent	Date	Site
.750 (9-12)	Quinnipiac	11-14-07	Vestal

HIGHEST THREE-POINT FG PERCENTAGE/CONFERENCE

PCT	Opponent	Date	Site
.625 (10-16)	Stony Brook	1-15-02	Vestal

MOST ASSISTS

AST	Opponent	Date	Site
24	Ave Maria	11-22-16	Ave Maria

MOST ASSISTS/ CONFERENCE

AST	Opponent	Date	Site
21	Northeastern	1-24-02	Vestal

FEWEST ASSISTS/CONFERENCE

AST	Opponent	Date	Site
3	Maine	2-8-04	Orono
3	Boston U.	2-8-07	Boston

MOST STEALS

STL	Opponent	Date	Site
19	Maine	2-17-08	Vestal

MOST STEALS/CONFERENCE

STL	Opponent	Date	Site
19	Maine	2-17-08	Vestal

FEWEST STEALS/CONFERENCE

STL	Opponent	Date	Site
1	Maine	1-12-12	Vestal
1	Stony Brook	1-12-10	Vestal
1	Hartford	1-2-02	Vestal

MOST TURNOVERS

TO	Opponent	Date	Site
33	Syracuse	11-18-01	Syracuse

MOST TURNOVERS/CONFERENCE

TO	Opponent	Date	Site
23	Maine	3-6-04	Boston
23	Northeastern	2-18-04	Vestal
23	Northeastern	1-29-03	Boston

FEWEST TURNOVERS

TO	Opponent	Date	Site
4	Vermont	3-5-11	Hartford

MOST BLOCKED SHOTS

BS	Opponent	Date	Site
13	Northeastern	2-23-03	Vestal

MOST BLOCKED SHOTS/CONFERENCE

BS	Opponent	Date	Site
13	Northeastern	2-23-03	Vestal

MOST PERSONAL FOULS

PF	Opponent	Date	Site
33	Vermont	3-2-14	Vestal

FEWEST PERSONAL FOULS

PF	Opponent	Date	Site
7	Michigan	12-11-12	Ann Arbor
7	Michigan	12-30-18	Ann Arbor

FEWEST PERSONAL FOULS/CONFERENCE

PF	Opponent	Date	Site
7	Stony Brook	2-6-19	Vestal
10	Hartford	1-7-11	Vestal
10	UMBC	1-27-10	Baltimore

HOME ATTENDANCE

Total	Opponent	Date
5,342	UMBC	3-14-09
5,222	UMBC	2-26-09
5,222	New Hampshire	2-22-09
5,222	Albany	3-5-05
5,142	Albany	2-9-09

ROAD ATTENDANCE

Total	Opponent	Date
25,844	Syracuse	12-7-13
21,383	Syracuse	12-13-03
21,236	Syracuse	12-11-04
19,770	Syracuse	12-14-02
16,300	Kansas	12-29-03
14,797	Michigan State	12-05-15
12,132	North Carolina	12-16-01

NEUTRAL ATTENDANCE

Total	Opponent	Date	Site
20,001	Duke	3-19-09	Greensboro

SINGLE GAME/TWO TEAMS COMBINED

MOST POINTS
178 vs. Cornell (Cornell 94, BU 84) at Cornell 11-13-17
178 vs. Elmira (BU 113, Elmira 65) at Vestal 12-30-17

MOST POINTS/CONFERENCE
174 twice vs. Vermont, last on 3-2-14 (Vt. 92, BU 82 ot)

MOST POINTS IN A HALF
103 (2nd) vs. St. Bonaventure (SBU 56, BU 47) at Olean 11-12-07

MOST FIELD GOALS
69 vs. Elmira (BU 43, Elmira 26) at Vestal 12-30-17

MOST FIELD GOAL ATTEMPTS
140 vs. Syracuse (BU 72, Syracuse 68) at Syracuse 12-14-02

HIGHEST FIELD GOAL PERCENTAGE
.580 (61-105) vs. Brown University at Providence 12-3-04

MOST THREE-POINT FIELD GOALS
26 vs. Hartford (BU 8, Hartford 18) at Hartford 1-13-18

MOST THREE-POINT FIELD GOAL ATTEMPTS
58 vs. Hartwick (BU 33, Hartwick 25) at Vestal 11-26-17

MOST FREE THROWS
76 vs. Vermont (BU 40, Vt. 36) at Vestal 3-2-14

MOST FREE THROW ATTEMPTS
95 vs. Vermont (BU 49, Vt. 46) at Vestal 3-2-14

MOST REBOUNDS
98 vs. Vermont (BU 37, UVM 61) at Vestal 1-25-06

MOST ASSISTS
43 vs. Ave Maria (BU 24, Ave Maria 19) at Ave Maria 11-22-16

MOST STEALS
28 vs. Maine (BU 19, Maine 9) at Vestal 2-17-08

MOST TURNOVERS
54 vs. Texas A&M-C.C. (BU 22, TAMCC 32) at Vestal 1-4-04

MOST BLOCKED SHOTS
17 vs. Northeastern (BU 11, NU 6) at Boston 1-12-02

MOST PERSONAL FOULS
58 vs. Albany (BU 27, UA 31) at Vestal 3-5-05

MOST DISQUALIFICATIONS
6 vs. Albany (BU 4, UA 2) at Albany 12-20-05

TEAM SINGLE SEASON

BEST FINAL RPI RANKING

RPI	Season
88	2008-09

BEST FINAL POLL RANKING

Rk	Poll	Season
22	CollegeInsider's Mid-Major	2008-09

MOST WEEKS REC. VOTES

Wks	Poll	Season
6	Collegeinsider's Mid-Major	2008-09

MOST WEEKS RANKED

Wks	Poll	Season
3	Collegeinsider's Mid-Major	2008-09

MOST CONSEC. WEEKS REC. VOTES

Wks	Poll	Season
6	Collegeinsider's Mid-Major	2008-09

MOST CONSEC. WEEKS RANKED

Wks	Poll	Season
3	Collegeinsider's Mid-Major	2008-09

MOST VICTORIES

Wins	Season
23, (23-9)	2008-09

MOST VICTORIES/CONFERENCE

Wins	Season
13, (13-3)	2008-09

FEWEST VICTORIES

Wins	Season
2, (2-29)	2011-12

FEWEST VICTORIES/CONFERENCE

Wins	Season
1, (1-15)	2012-13
1, (1-15)	2011-12

MOST LOSSES

Losses	Season
29, (2-29)	2011-12

MOST LOSSES/CONFERENCE

Losses	Season
15, (1-15)	2012-13
15, (1-15)	2011-12

FEWEST LOSSES

Losses	Season
9, (23-9)	2008-09

FEWEST LOSSES/CONFERENCE

Losses	Season
3, (13-3)	2008-09

MOST GAMES PLAYED

Games	Season
32, (23-9)	2008-09

MOST GAMES PLAYED/CONF.

Games	Season
18	2004-05
18	2003-04

FEWEST GAMES PLAYED

Games	Season
27, (14-13)	2002-03

HIGHEST SCORING MARGIN

Margin	Season
+ 2.6	2008-09

LARGEST AVG. HOME ATTENDANCE

AVG	Season
3,894	2008-09

LONGEST WINNING STREAK

Games	Season
11	2008-09

LONGEST CONFERENCE WINNING STREAK

Games	Season
8	2008-09

MOST POINTS SCORED

PTS	Season
2,239 (70.0 ppg)	2008-09

HIGHEST SCORING AVERAGE

AVG	Season
70.0	2008-09

MOST POINTS ALLOWED

PTS	Season
2376 (72.0)	2018-19

MOST REBOUNDS

REB	Season
1,101	2008-09
1,101	2017-18

HIGHEST REBOUND AVERAGE

AVG	Season
35.9	2002-03

HIGHEST REBOUND MARGIN

MAR	Season
+ 0.6	2004-05

MOST FIELD GOALS

FG	Season
813	2017-18

HIGHEST FIELD GOAL PCT.

PCT (FG-A)	Season
.443 (813-1837)	2017-18

LOWEST FIELD GOAL PCT.

PCT	Season
.372 (588-1580)	2012-13

BEST FG PERCENTAGE DEFENSE

PCT	Season
.447	2017-18

MOST FREE THROWS

FT	Season
491	2008-09

MOST FT/CONFERENCE

FT	Season
246	2013-14

MOST FT ATTEMPTS

FTA	Season
733	2008-09

MOST FT ATTEMPTS/CONFERENCE

FTA	Season
359	2008-09

HIGHEST FT PCT.

PCT	Season
.741 (401-541)	2005-06

HIGHEST FT PCT./CONFERENCE

PCT	Season
.774 (226-292)	2005-06

MOST THREE-POINT FIELD GOALS

FG	Season
278	2019-20

MOST 3-PT FG ATTEMPTS

FGA	Season
839	2019-20

HIGHEST 3-PT FG PCT

PCT	Season
.362 (248-685)	2016-17

LOWEST 3-PT FG PCT

PCT	Season
.285 (171-599)	2015-16

MOST ASSISTS

AST	Season
410	2016-17

MOST ASST/CONFERENCE

AST	Season
203	2008-09

MOST ASST PER GAME

AVG	Season
12.8	2016-17

MOST ASST PER GAME/CONFERENCE

AVG	Season
12.7	2008-09

MOST STEALS

STL	Season
227	2008-09

MOST STEALS/CONFERENCE

ST	Season
126	2004-05

MOST TURNOVERS

TO	Season
468	2003-04

MOST BLOCKED SHOTS

BS	Season
176	2002-03

MOST BLOCKED SHOTS/CONFERENCE

BS	Season
112	2002-03

OPPONENT—SINGLE GAME

INDIVIDUAL SCORING - SINGLE-GAME

Pts	Player	School	Date
40	Charles Jenkins	Hofstra	12-8-10
39	Taylor Coppenrath	Vermont	12-19-04
38	Matt Morgan	Cornell	11-6-18
37	T.J. Sorrentine	Vermont	2-13-02
36	Preston Shumpert	Syracuse	11-18-01
34	Travis Weatherington	Hartford	1-13-18
34	Taylor Coppenrath	Vermont	3-6-05
33	Taylor Coppenrath	Vermont	2-8-02
32	George Blagojevic	Hartford	2-27-19
32	Mike Moore	Hofstra	12-17-11
32	Zarryon Fereti	St. Bona.	11-12-07
31	Dylon Cormier	Loyola	11-8-13
31	Muham. El-Amin	Stony Br.	2-13-10
31	Chris DeLarosa	UMBC	1-12-11
31	D.J. Munir	Stony Br.	2-26-03

MOST POINTS BY TWO PLAYERS, COMBINED

68 Charles Jenkins (40) and Mike Moore (28), Hofstra, at Vestal, 12-8-10

MOST FIELD GOALS

16 George Blagojevic, Hartford, at Vestal, 2-27-19

MOST FIELD GOAL ATTEMPTS

22 Five times, most recently Ryan Taylor, Evansville, at Evansville, 11-18-17

MOST FREE THROWS

19 Clancy Rugg, Vermont, at Vestal, 3-2-14

MOST FREE THROW ATTEMPTS

21 Clancy Rugg, Vermont, at Vestal, 3-2-14

FREE THROW PERCENTAGE (MIN. 10 ATTEMPTS)

1.000 (10-10), Seven times, most recently Stone Gettings, Cornell, at Vestal, 11-13-17

MOST THREE-POINT FIELD GOALS

10 Travis Weatherington, Hartford, West Hartford, Conn. 1-13-18

MOST THREE-POINT FIELD GOAL ATTEMPTS

18 Wes Cole, Hartford, at Vestal, 1-23-14

TEAM OPPONENT RECORDS

MOST POINTS SCORED

103 Syracuse, at Syracuse, N.Y., 11-18-01

MOST POINTS SCORED/CONFERENCE

97 Hartford, at West Hartford, Conn. 1-13-18

MOST POINTS SCORED/SINGLE-HALF

57 Quinnipiac, at Vestal, 1-4-02

FEWEST POINTS SCORED

34 Charleston Southern, at New Britain, Conn., 11-30-03

FEWEST POINTS SCORED/CONFERENCE

38 New Hampshire, at Vestal, 1-9-14

FEWEST POINTS SCORED/SINGLE-HALF

13 (2x) last New Hampshire, at Vestal 1-9-14 (1st half)

MOST FIELD GOALS

40 Syracuse, at Syracuse, N.Y., 12-14-02

MOST FIELD GOALS/CONFERENCE

35 Two times, most recent Hartford, at West Hartford, Conn. 1-13-18

AMERICA EAST LEADERS

SCORING

1st	Sam Sessoms	19.4	2019-20
1st	D.J. Rivera	20.0	2008-09
2nd	Jordan Reed	16.6	2012-13
3rd	Sam Sessoms	17.8	2018-19
3rd	Jordan Reed	15.4	2013-14
3rd	Andre Heard	17.1	2005-06
4th	Willie Rodriguez	15.1	2015-16
4th	Greer Wright	16.8	2009-10
4th	Anthony Green	16.7	2002-03
5th	Rob Mansell	14.0	2011-12
8th	Brenton Mills	13.9	2020-21
9th	Ben Dickinson	13.5	2011-12
9th	Andre Heard	14.3	2004-05
9th	Jeffery St. Fort	12.9	2001-02

REBOUNDING

1st	Jordan Reed	8.9	2013-14
1st	Jordan Reed	9.5	2012-13
2nd	**Chris. Hinckson**	**6.6**	**2021-22**
2nd	Thomas Bruce	8.8	2017-18
T-3rd	George Tinsley	7.4	2019-20
	Pierre Sarr	7.4	2019-20
3rd	Mahamoud Jabbi	8.7	2009-10
3rd	Lazar Trifunovic	7.1	2007-08
3rd	Lazar Trifunovic	6.5	2006-07
4th	Mahamoud Jabbi	7.8	2010-11
4th	Sebas. Hermenier	6.6	2005-06
5th	Reggie Fuller	7.0	2008-09
5th	Nick Billings	6.9	2003-04
6th	George Tinsley	6.6	2020-21
6th	Caleb Stewart	7.0	2018-19
6th	Greer Wright	6.8	2009-10
6th	Nick Billings	6.7	2002-03
7th	Willie Rodriguez	6.7	2015-16
7th	D.J. Rivera	6.5	2008-09
8th	Chanc. Barnard	6.6	2018-19
8th	Ben Dickinson	6.1	2011-12
8th	Jeffery St. Fort	6.5	2001-02
8th	Sebas. Hermenier	6.5	2004-05

FIELD GOAL PCT.

3rd	Reggie Fuller	.593	2008-09
4th	Lazar Trifunovic	.494	2006-07
5th	Bobby Ahearn	.539	2016-17
5th	Mahamoud Jabbi	.490	2009-10
6th	Mahamoud Jabbi	.464	2010-11
6th	Anthony Green	.371	2002-03
7th	D.J. Rivera	.473	2008-09
7th	Seb. Hermenier	.462	2005-06
10th	**Jacob Falko**	**.458**	**2021-22**

ASSISTS

2nd	Sam Sessoms	4.8	2019-20
2nd	Mike Gordon	4.5	2005-06
2nd	Anthony Green	4.2	2002-03
3rd	Emanuel Mayben	4.7	2008-09
3rd	Mike Gordon	3.8	2007-08
4th	Greer Wright	3.9	2009-10
4th	Mike Gordon	4.0	2006-07
5th	**Jacob Falko**	**3.2**	**2021-22**
5th	Sam Sessoms	3.5	2018-19
5th	Jimmy Gray	3.6	2011-12
5th	Malik Alvin	3.7	2008-09
10th	George Tinsley	2.3	2020-21

FREE THROW PCT.

1st	Anthony Green	.840	2002-03
3rd	Sam Sessoms	.814	2019-20
3rd	Malik Alvin	.820	2008-09
3rd	Richard Forbes	.847	2007-08
3rd	Brandon Carter	.794	2003-04
6th	Chris Longoria	.848	2011-12
6th	Dwayne Jackson	.823	2007-08
6th	Anthony Green	.792	2001-02
6th	Mike Wright	.792	2001-02
7th	Greer Wright	.807	2009-10
7th	Andre Heard	.728	2004-05
8th	Moussa Camara	.786	2009-10
8th	Seb. Hermenier	.836	2005-06
8th	Richard Forbes	.763	2006-07
9th	Mike Gordon	.783	2007-08
10th	Steve Proctor	.753	2006-07

AMERICA EAST LEADERS

STEALS

1st	Jimmy Gray	1.90	2011-12
1st	Mike Gordon	2.45	2006-07
1st	Mike Gordon	2.20	2007-08
1st	Andre Heard	1.93	2005-06
1st	Anthony Green	1.85	2002-03
2nd	Andre Heard	1.97	2004-05
2nd	Mike Gordon	1.66	2005-06
3rd	Jordan Reed	1.55	2013-14
3rd	D.J. Rivera	1.78	2008-09
6th	J.C. Show	1.30	2017-18
6th	Chretien Lukusa	1.31	2009-10
6th	Mike Wright	1.43	2001-02
8th	Sam Sessoms	1.6	2019-20
8th	Marlon Beck	1.30	2016-17
8th	Greer Wright	1.10	2010-11

3-POINT FG PCT.

2nd	Brenton Mills	.402	2020-21
2nd	Mike Wright	.396	2001-02
2nd	Anthony Green	.341	2002-03
5th	Tyler Bertram	.391	2021-22
5th	Sam Sessoms	.315	2019-20
6th	Tyler Bertram	.348	2020-21
6th	J.C. Show	.393	2018-19
6th	J.C. Show	.393	2018-19
6th	Jeffrey Daws	.383	2001-02
7th	Sam Sessoms	.366	2018-19
7th	Mahamoud Jabbi	.393	2010-11
7th	Emanuel Mayben	.372	2008-09
8th	Steve Proctor	.383	2006-07

3-POINT FG MADE

2nd	J.C. Show	2.40	2017-18
2nd	Anthony Green	2.63	2002-03
3rd	J.C. Show	2.60	2018-19
3rd	Jimmy Gray	2.20	2012-13
4th	Tyler Bertram	2.20	2020-21
4th	Sam Sessoms	2.20	2019-20
4th	Jeffrey Daws	1.93	2001-02
4th	Marlon Beck	2.40	2015-16
4th	Moussa Camara	2.10	2009-10
5th	Brenton Mills	2.10	2020-21
5th	Moussa Camara	2.40	2010-11
6th	Tyler Bertram	2.0	2021-22
7th	George Tinsley	1.90	2019-20
7th	Yosef Yacob	1.70	2013-14
7th	Troy Hailey	1.90	2004-05
8th	Fard Muhammad	2.00	2017-18
9th	Jimmy Gray	1.50	2011-12
9th	Mike Gordon	1.90	2006-07
9th	Mike Wright	1.57	2001-02
10th	Marlon Beck	1.80	2016-17

BLOCKED SHOTS

1st	Mahamoud Jabbi	2.13	2009-10
1st	Nick Billings	4.33	2002-03
1st	Nick Billings	3.50	2003-04
1st	Thomas Bruce	2.10	2017-18
2nd	Thomas Bruce	1.20	2016-17
2nd	Reggie Fuller	1.72	2008-09
2nd	Nick Billings	3.81	2001-02
3rd	**Chris. Hinckson**	**1.0**	**2021-22**
3rd	Caleb Stewart	1.7	2018-19
4th	Chancellor Barnard	1.6	2018-19
3rd	Mahamoud Jabbi	1.60	2010-11
4th	**Ogh. Akuwovo**	**0.90**	**2021-22**
4th	Thomas Bruce	1.00	2015-16
4th	Kyrie Sutton	1.18	2008-09
5th	Reggie Fuller	1.28	2007-08
6th	Kyrie Sutton	0.90	2010-11
6th	Nick Billings	1.17	2004-05
6th	Brian Freeman	1.00	2012-13
7th	George Tinsley	1.1	2019-20
7th	Stanley Ocitti	0.67	2002-03
8th	Jordan Reed	0.79	2013-14
9th	Kyrie Sutton	0.92	2009-10
9th	Stanley Ocitti	0.62	2001-02

ASSIST/TURNOVER RATIO

1st	Mike Gordon	2.39	2006-07
3rd	Sam Sessoms	1.40	2019-20
3rd	Emanuel Mayben	1.35	2008-09
3rd	Mike Gordon	2.05	2005-06
3rd	Mike Gordon	1.84	2007-08
5th	Greer Wright	1.13	2009-10
6th	**Jacob Falko**	**1.40**	**2021-22**
6th	Timmy Rose	1.60	2015-16
6th	Greer Wright	0.90	2010-11
6th	Malik Alvin	1.19	2008-09
7th	Jimmy Gray	1.30	2011-12
7th	Brett Watson	1.47	2001-02
8th	Timmy Rose	1.80	2016-17
8th	Jimmy Gray	1.00	2012-13

TEAM RECORDS
(CONFERENCE RANKINGS YEAR-BY-YEAR)

SCORING OFFENSE

2001-02	64.7	5th
2002-03	66.6	5th
2003-04	60.1	9th
2004-05	61.5	8th
2005-06	62.5	6th
2006-07	65.7	3rd
2007-08	65.9	6th
2008-09	70.0	2nd
2009-10	61.6	8th
2010-11	60.0	7th
2011-12	56.8	9th
2012-13	55.9	9th
2013-14	61.3	8th
2014-15	58.4	7th
2015-16	60.9	9th
2016-17	64.2	7th
2017-18	69.4	6th
2018-19	65.2	7th
2019-20	69.4	3rd
2020-21	54.4	8th
2021-22	67.7	7th

SCORING DEFENSE

2001-02	69.1	6th
2002-03	66.2	5th
2003-04	62.8	4th
2004-05	63.4	3rd
2005-06	61.5	2nd
2006-07	66.1	8th
2007-08	66.7	4th
2008-09	67.4	6th
2009-10	67.2	5th
2010-11	68.5	8th
2011-12	70.7	9th
2012-13	69.4	7th
2013-14	71.3	7th
2014-15	62.9	5th
2015-16	68.6	3rd
2016-17	71.2	5th
2017-18	70.5	7th
2018-19	72.0	7th
2019-20	76.6	9th
2020-21	72.3	10th
2021-22	68.4	5th

SCORING MARGIN

2001-02	-4.5	5th
2002-03	+0.4	6th
2003-04	-2.8	5th
2004-05	-1.9	6th
2005-06	+1.0	2nd
2006-07	-0.4	4th
2007-08	-0.8	4th
2008-09	+2.6	3rd
2009-10	-5.6	6th
2010-11	-8.5	8th
2011-12	-13.9	9th
2012-13	-13.5	9th
2013-14	-10.0	8th

AMERICA EAST LEADERS

2014-15	-4.5	6th
2015-16	-7.7	7th
2016-17	-7.1	7th
2017-18	-1.2	6th
2018-19	-6.8	7th
2019-20	-7.1	9th
2020-21	-6.9	9th
2021-22	-0.7	6th

FREE THROW PCT.

2001-02	.709	3th
2002-03	.676	5th
2003-04	.639	9th
2004-05	.656	8th
2005-06	.741	2nd
2006-07	.683	3rd
2007-08	.732	1st
2008-09	.670	8th
2009-10	.665	7th
2010-11	.701	3rd
2011-12	.699	4th
2012-13	.645	7th
2013-14	.693	6th
2014-15	.633	9th
2015-16	.682	7th
2016-17	.708	5th
2017-18	.643	9th
2018-19	.647	8th
2019-20	.724	1st
2020-21	.672	8th
2021-22	.661	9th

FIELD GOAL PCT.

2001-02	.405	6th
2002-03	.420	7th
2003-04	.407	9th
2004-05	.393	9th
2005-06	.382	8th
2006-07	.423	3rd
2007-08	.434	5th
2008-09	.441	2nd
2009-10	.423	3rd
2010-11	.397	6th
2011-12	.397	8th
2012-13	.372	9th
2013-14	.380	8th
2014-15	.408	7th
2015-16	.390	9th
2016-17	.415	7th
2017-18	.443	6th
2018-19	.431	6th
2019-20	.410	6th
2020-21	.414	6th
2021-22	.441	5th

FIELD GOAL PCT. DEFENSE

2001-02	.448	6th
2002-03	.405	2nd
2003-04	.410	3rd
2004-05	.422	4th
2005-06	.419	3rd
2006-07	.437	5th
2007-08	.449	8th
2008-09	.412	1st
2009-10	.429	6th
2010-11	.450	8th
2011-12	.472	9th
2012-13	.437	7th
2013-14	.452	7th
2014-15	.440	5th
2015-16	.435	5th
2016-17	.457	7th
2017-18	.447	8th
2018-19	.444	5th
2019-20	.455	8th
2020-21	.449	8th
2021-22	.429	3rd

3-POINT FIELD GOAL PCT.

2001-02	.341	4th
2002-03	.350	4th
2003-04	.317	7th
2004-05	.326	6th
2005-06	.303	9th
2006-07	.350	4th
2007-08	.335	6th
2008-09	.334	5th
2009-10	.290	9th
2010-11	.354	8th
2011-12	.302	8th
2012-13	.286	9th
2013-14	.320	8th
2014-15	.307	9th
2015-16	.285	9th
2016-17	.345	6th
2017-18	.348	4th
2018-19	.349	3rd
2019-20	.331	5th
2020-21	.331	5th
2021-22	.354	5th

3-PT FIELD GOAL PCT. DEFENSE

2001-02	.327	1st
2002-03	.339	5th
2003-04	.310	2nd
2004-05	.360	9th
2005-06	.328	2nd
2006-07	.331	3rd
2007-08	.339	2nd
2008-09	.322	4th
2009-10	.353	6th
2010-11	.381	8th
2011-12	.368	8th
2012-13	.357	9th
2013-14	.385	9th
2014-15	.386	9th
2015-16	.337	3rd
2016-17	.372	7th
2017-18	.380	9th
2018-19	.387	9th
2019-20	.335	7th
2020-21	.366	10th
2021-22	.330	1st

REBOUNDING OFFENSE

2001-02	33.7	6th
2002-03	35.9	5th
2003-04	35.2	4th
2004-05	34.8	5th
2005-06	33.7	5th
2006-07	33.3	5th
2007-08	32.4	7th
2008-09	34.6	7th
2009-10	34.8	7th
2010-11	30.9	9th
2011-12	30.7	8th
2012-13	35.2	3rd
2013-14	32.3	7th
2014-15	30.6	6th
2015-16	34.0	6th
2016-17	32.1	9th
2017-18	34.4	6th
2018-19	32.1	7th
2019-20	34.9	4th
2020-21	35.7	4th
2021-22	36.1	1st

REBOUNDING DEFENSE

2001-02	36.3	6th
2002-03	37.2	7th
2003-04	33.5	2nd
2004-05	34.0	3rd
2005-06	36.1	7th
2006-07	35.2	7th
2007-08	33.1	2nd
2008-09	36.5	7th
2009-10	34.4	4th
2010-11	36.1	5th
2011-12	34.1	4th
2012-13	37.7	9th
2013-14	35.8	6th
2014-15	33.4	6th
2015-16	36.9	6th
2016-17	35.0	6th
2017-18	35.1	5th
2018-19	38.3	9th
2019-20	39.2	9th
2020-21	35.4	7th
2021-22	35.2	6th

REBOUNDING MARGIN

2001-02	-2.6	6th
2002-03	-1.3	7th
2003-04	+1.7	3rd
2004-05	+0.8	3rd
2005-06	-2.4	6th
2006-07	-1.9	6th
2007-08	-0.7	4th
2008-09	-2.1	7th
2009-10	+0.4	6th
2010-11	-5.2	8th
2011-12	-3.4	8th
2012-13	-2.5	6th
2013-14	-3.5	6th
2014-15	-2.8	6th
2015-16	-2.9	5th
2016-17	-2.9	7th
2017-18	-0.7	5th
2018-19	-6.2	9th
2019-20	-4.2	8th
2020-21	+0.3	6th
2021-22	+0.8	4th

BLOCKED SHOTS

2001-02	4.46	2nd
2002-03	6.52	1st
2003-04	5.23	1st
2004-05	3.00	4th
2005-06	1.69	9th
2006-07	2.03	6th
2007-08	2.57	5th
2008-09	4.19	2nd
2009-10	3.94	2nd
2010-11	3.30	3rd
2011-12	2.2	6th
2012-13	2.5	5th
2013-14	2.0	9th
2014-15	2.3	5th
2015-16	2.3	5th
2016-17	2.4	4th
2017-18	4.25	1st
2018-19	4.61	1st
2019-20	3.03	4th
2020-21	3.06	4th
2021-22	3.66	2nd

ASSISTS

2001-02	11.43	7th
2002-03	12.70	6th
2003-04	10.47	10th
2004-05	10.41	9th
2005-06	10.10	8th
2006-07	10.41	8th
2007-08	11.97	7th
2008-09	11.97	6th
2009-10	9.65	9th
2010-11	10.90	6th
2011-12	11.20	6th
2012-13	8.20	9th
2013-14	9.4	9th
2014-15	8.4	9th
2015-16	11.1	9th
2016-17	11.3	7th
2017-18	12.13	7th
2018-19	9.82	9th
2019-20	11.69	8th
2020-21	11.06	7th
2021-22	11.34	7th

STEALS

2001-02	6.63	6th
2002-03	6.44	8th
2003-04	6.73	9th
2004-05	6.69	8th
2005-06	7.00	3rd
2006-07	7.45	3rd
2007-08	7.20	1st
2008-09	7.10	4th
2009-10	5.35	8th
2010-11	5.10	6th
2011-12	6.00	4th
2012-13	5.80	8th
2013-14	6.1	4th
2014-15	6.8	2nd
2015-16	5.4	8th
2016-17	5.3	7th
2017-18	5.66	6th
2018-19	5.55	7th
2019-20	5.21	8th
2020-21	5.00	9th
2021-22	5.66	7th

TURNOVER MARGIN

2001-02	-0.46	5th
2002-03	-1.15	6th
2003-04	-1.50	8th
2004-05	+1.38	3rd
2005-06	+3.45	1st
2006-07	+0.69	5th
2007-08	+0.77	5th
2008-09	+1.38	4th
2009-10	-2.74	8th
2010-11	-1.40	7th
2011-12	-2.16	9th
2012-13	-4.00	9th
2013-14	-1.13	6th
2014-15	+1.50	2nd
2015-16	-1.63	9th
2016-17	-0.94	6th
2017-18	-0.16	7th
2018-19	-0.85	5th
2019-20	-2.48	8th
2020-21	-2.83	9th
2021-22	-1.52	10th

ASSIST/TURNOVER RATIO

2001-02	0.72	6th
2002-03	0.84	8th
2003-04	0.62	10th
2004-05	0.77	7th
2005-06	0.85	5th
2006-07	0.73	8th
2007-08	0.88	6th
2008-09	0.89	3rd
2009-10	0.68	8th
2010-11	0.90	5th
2011-12	0.70	8th
2012-13	0.50	9th
2013-14	0.70	9th
2014-15	0.70	9th
2015-16	0.80	9th
2016-17	1.00	7th
2017-18	0.98	7th
2018-19	0.79	8th
2019-20	0.94	6th
2020-21	0.80	9th
2021-22	0.90	8th

3-POINT FIELD GOALS MADE

2001-02	6.93	3rd
2002-03	7.67	2nd
2003-04	5.37	7th
2004-05	6.69	4th
2005-06	6.17	4th
2006-07	7.38	2nd
2007-08	5.70	7th
2008-09	6.00	5th
2009-10	5.10	7th
2010-11	7.5	3rd
2011-12	4.3	9th
2012-13	5.2	7th
2013-14	6.1	5th
2014-15	4.9	9th
2015-16	5.7	8th
2016-17	7.6	5th
2017-18	7.5	5th
2018-19	8.3	4th
2019-20	9.6	1st
2020-21	8.7	1st
2021-22	7.3	6th

HOME ATTENDANCE

2001-02	1,492	3rd
2002-03	1,811	2nd
2003-04	2,813	1st
2004-05	3,318	1st
2005-06	3,684	1st
2006-07	3,206	1st
2007-08	3,645	1st
2008-09	3,894	1st
2009-10	3,669	1st
2010-11	3,478	1st
2011-12	2,781	1st
2012-13	2,614	2nd
2013-14	2,776	1st
2014-15	2,561	1st
2015-16	2,540	3rd
2016-17	2,060	2nd
2017-18	2,601	3rd
2018-19	2,008	4th
2019-20	2,285	3rd
2020-21	— (COVID)	—
2021-22	1,916	4th

AMERICA EAST INDIVIDUAL TOURNAMENT RECORDS

MOST POINTS IN A GAME
31, Greer Wright vs. UMBC, 3-3-11
30, Moussa Camara vs. UMBC, 3-3-11
29, Malik Alvin vs. Hartford, 3-7-09
26, Sam Sessoms vs Stony Brook, 3-9-19
26, D.J. Rivera vs. UNH, 3-8-09

MOST REBOUNDS IN A GAME
14, Willie Rodriguez vs. Stony Brk., 3-1-17
12, Christian Hinckson vs. UNH, 3-6-22
11, D.J. Rivera vs. Hartford, 3-7-09
10 (twice), last by Reggie Fuller vs. UMBC

MOST ASSISTS IN A GAME
9, Jimmy Gray vs. Stony Brook, 3-3-12
7, Mahamoud Jabbi vs. UMBC, 3-3-11
7, Mike Gordon vs. Maine, 3-4-06
7, Andre Heard vs. Albany, 3-5-05

MOST BLOCKS IN A GAME
4, Nick Billings vs. Maine, 3-6-04
3, Reggie Fuller vs. Hartford, 3-7-09

MOST STEALS IN A GAME
4, Andre Heard vs. Maine, 3-4-06
4, Marlon Beck vs Stony Brook
3, Eight times

MOST FIELD GOALS IN A GAME
11, Sam Sessoms vs Stony Brook, 3-9-19
11, Greer Wright vs. UMBC 3-3-11
10, Moussa Camara vs. UMBC, 3-3-11
9, D.J. Rivera vs. UNH, 3-8-09

MOST 3-POINT FIELD GOALS IN A GAME
8, Moussa Camara vs. UMBC, 3-3-11
6, Andre Heard vs. Vermont, 3-5-06
5, Greer Wright vs. UMBC, 3-3-11

MOST FREE THROWS IN A GAME
15, Malik Alvin vs. Hartford, 3-7-09

MOST POINTS IN A GAME BY AN OPPOSING PLAYER
34, Taylor Coppenrath of Vermont, 3-6-05
25, T.J. Sorrentine of Vermont, 3-6-05
24, Lucas Woodhouse Stony Brook 3-1-17

MOST POINTS IN A TOURNAMENT
54, D.J. Rivera, 2009
53, Malik Alvin, 2009
48, Andre Heard, 2006
45, Emanuel Mayben, 2009
45, Greer Wright, 2011
45, Moussa Camara, 2011

MOST POINTS PER GAME IN A TOURNAMENT (2 GM MIN.)
24.0, Andre Heard, 2006
22.5, Greer Wright, 2011
22.5, Moussa Camara, 2011
20.5, Ben Dickinson, 2012
19.0, Andre Heard, 2005
18.0, D.J. Rivera, 2009

HIGHEST FIELD GOAL PCT. IN A TOURNAMENT (2 GM MIN.)
1.000, (13-13) Reggie Fuller, 2009

MOST REBOUNDS IN A TOURNAMENT
25, Reggie Fuller, 2009
24, D.J. Rivera, 2009
15, Emanuel Mayben, 2009

MOST REBOUNDS PER GAME IN A TOURNAMENT
8.3, Reggie Fuller, 2009
8.0, Christian Hinckson, 2022
8.0, D.J. Rivera, 2009

MOST ASSISTS IN A TOURNAMENT
13, Emanuel Mayben, 2009
12, Mike Gordon, 2006
11, Jimmy Gray, 2012

MOST BLOCKS IN A TOURNAMENT
6, Reggie Fuller, 2009
4, Ben Dickinson, 2012
4, Nick Billings, 2004

MOST STEALS IN A TOURNAMENT
5, D.J. Rivera, 2008-09
5, Emanuel Mayben, 2008-09
5, Andre Heard, 2005-06

MOST POINTS IN A CAREER
86, Andre Heard, 2005-06
64, Mike Gordon, 2005-08
56, Willie Rodriguez, 2014-18
55, Troy Hailey, 2004-07

MOST POINTS PER GAME IN A CAREER (2 GM MIN.)
22.5, Greer Wright, 2011
21.5, Andre Heard, 2005-06
20.5, Ben Dickinson, 2012
18.7, Willie Rodriguez, 2014-18
18.0, D.J. Rivera, 2008-09

MOST REBOUNDS IN A CAREER
27, Reggie Fuller, 2008-09
25, Willie Rodriguez, 2014-18
24, D.J. Rivera, 2008-09
22, Andre Heard, 2005-06

MOST REBOUNDS PER GAME IN A CAREER
8.3, Willie Rodriguez, 2014-18
8.0, D.J. Rivera, 2008-09
7.5, Mahamoud Jabbi, 2011
7.5, Lazar Trifunovic, 2007-08

MOST ASSISTS IN A CAREER
26, Mike Gordon, 2005-08
17, Troy Hailey, 2004-07
17, Jimmy Gray, 2010-13

MOST BLOCKS IN A CAREER
7, Reggie Fuller, 2008-09
7, Nick Billings, 2004-05

MOST STEALS IN A CAREER
10, Mike Gordon, 2005-08
8, Andre Heard, 2005-06

MOST 10+ POINT GAMES IN A CAREER
4, Andre Heard, 2005-06
3, D.J. Rivera, 2008-09
3, Malik Alvin, 2008-09
3, Willie Rodriguez, 2014-18

MOST DOUBLE-DOUBLES (P-R) IN A CAREER
1, D.J. Rivera, 2008-09
1, Reggie Fuller, 2008-09
1, Duane James, 2005-06
1, Willie Rodriguez, 2016-18

BINGHAMTON'S AMERICA EAST TOURNAMENT TEAM RECORDS

MOST POINTS
91, vs. UMBC, 3-3-11
78, vs Stony Brook, 3-9-19
77, vs. Maine, 3-6-04
76, vs. Albany, 3-5-05

FEWEST POINTS
42, vs. Vermont, 3-9-22
42, vs. Hartford, 3-8-14

MOST POINTS ALLOWED
84, vs Vermont, 3-12-19
79, vs. Maine, 3-6-04

FEWEST POINTS ALLOWED
51, vs. UMBC, 3-14-09

MOST REBOUNDS
48, vs. UMBC, 3-1-12

MOST ASSISTS
20, vs. UMBC, 3-3-11

MOST BLOCKS
6, multiple times

MOST STEALS
11, vs. Maine, 3-4-06

MOST FIELD GOALS
31, vs. UMBC, 3-3-11

MOST 3-POINT FIELD GOALS
17, vs. UMBC, 3-3-11

FEWEST 3-POINT FIELD GOALS
4, multiple times

MOST FREE THROWS
32, vs. Hartford, 3-7-09

FEWEST FREE THROWS
6, twice, last vs. Vermont, 3-9-22

HIGHEST FIELD GOAL PCT.
.517 (31-60), vs. UMBC, 3-3-11

HIGHEST FIELD GOAL PCT. ALLOWED
.531 (26-49), vs. Vermont, 3-6-05

LOWEST FIELD GOAL PCT.
.264 (14-53), vs Vermont 3-5-11

LOWEST FIELD GOAL PCT. ALLOWED
.347 (26-75) vs UMBC, 3-1-12

HIGHEST 3-POINT PCT.
.531 (17-32) vs UMBC, 3-3-11

HIGHEST 3-POINT PCT. ALLOWED
.445 (10-22), vs. Vermont, 3-6-05

LOWEST 3-POINT PCT.
.250 (5-20) vs. UMBC, 3-14-09
.250 (4-16) vs. Stony Brook 3-1-17

LOWEST 3-POINT PCT. ALLOWED
.182 (2-11) vs. UMBC, 3-14-09
.182 (2-11) vs. Vermont, 3-5-06

MOST POINTS IN A HALF
46, Second Half vs. Maine, 3-4-06

FEWEST POINTS IN A HALF
14, 1st Half, vs. Stony Brook, 3-9-13

LARGEST DEFICIT OVERCOME
6, Trailed UMBC 23-17 before winning 73-67, 3-1-12
6, Trailed Hartford 6-0 before winning 73-65, 3-7-09

LARGEST BLOWN LEAD
15, Led Vermont 20-5 before losing 66-59, 3-5-06

LARGEST HALFTIME LEAD
18, Led 43-25 at Stony Brook, 3-9-19

LARGEST HALFTIME LEAD BLOWN
7, Led 30-23 vs. Vermont, 3-8-08

LARGEST HALFTIME DEFICIT
23, Trailed Stony Brook, 3-9-13

LARGEST HALFTIME DEFICIT OVERCOME
2, UNH, 3-8-09, Trailed 36-34 at halftime before winning 72-67

LARGEST MARGIN OF VICTORY
26, (91-65) vs. UMBC, 3-3-11

SMALLEST MARGIN OF VICTORY
5, 72-67, vs. UNH 3-8-09

LARGEST MARGIN OF DEFEAT
32, 74-42 vs. Vermont, 3-9-22

SMALLEST MARGIN OF DEFEAT
2, 79-77 vs. Maine, 3-6-04

2004 TOURNAMENT (BOSTON)

Quarterfinals – March 6
#4 Maine 79, #5 Binghamton 77 (OT)

In a hotly contested America East Conference Tournament quarterfinal game, Maine was awarded two decisive free throws with 3.9 seconds remaining in overtime, and advanced with the win at Walter Brown Arena in Boston. The Black Bears went 6-for-6 from the line in the final 59 seconds to pull out the win.

The game was tied 77-77 with time running out in the overtime period when Maine's Eric Dobson launched a three-point shot that missed. In the ensuing scramble for the rebound, BU was whistled for a foul and the Black Bears sank the decisive free throws.

Trailing 53-41 with 12:58 left, the Bearcats went on a 19-7 run in a span of 5:19 to tie the game up at 60-60. Binghamton then took a 68-63 lead with 1:35 remaining in the second half, but was unable to put the Black Bears away and the game went into overtime.

Leading 75-73 with 57 seconds remaining in overtime, junior guard Billy Williams was whistled for a foul and classmate Nick Billings received a technical foul for arguing the call. Maine sank all four free throws to take a 77-75 lead. Sophomore guard Joel Casseus tied the game with 41 seconds to go, setting up the controversial finish.

VISITOR: Binghamton (14-16)

PLAYER	MP	FG-A	3FG-A	FT-A	TR	PF	A	T	B	S	TP
Hermenier*	31	2-6	1-2	1-2	8	3	0	2	0	1	6
Hailey*	42	3-10	1-6	4-4	3	2	6	4	0	2	11
Carter*	37	6-12	3-6	5-7	5	4	1	4	0	1	20
Williams*	38	2-6	2-5	0-0	3	5	6	1	0	2	6
Billings*	34	8-15	0-0	4-9	9	3	1	4	4	0	20
Watson	3	0-0	0-0	0-0	0	0	0	1	0	0	0
Casseus	15	1-2	0-1	0-0	2	1	1	1	0	2	2
White	7	2-4	0-1	0-0	2	1	1	0	0	0	4
Adediran	18	3-8	0-0	2-2	6	3	0	6	0	0	8
TEAM					5						
TOTALS	**225**	**27-63**	**7-21**	**16-24**	**43**	**22**	**16**	**23**	**4**	**8**	**77**

FG% (42.9) 3-PT% (33.3) FT% (66.7)

HOME: Maine (19-9)

PLAYER	MP	FG-A	3FG-A	FT-A	TR	PF	A	T	B	S	TP
Dobson*	35	3-4	1-2	6-8	7	4	0	0	0	1	13
Flavin*	25	4-8	1-4	0-0	0	2	2	0	0	1	9
Reed*	40	4-12	3-8	7-11	5	4	7	2	1	2	18
Campbell*	13	0-0	0-0	0-0	5	2	2	1	0	0	0
Markwood*	16	1-4	0-0	3-4	2	5	0	2	2	0	5
Hadjisotirov	11	1-4	1-4	0-0	0	1	0	0	0	0	3
Petkus	0	0-0	0-0	0-0	0	0	0	0	0	0	0
Dubois	31	5-9	4-8	5-8	3	4	0	1	0	0	19
Ahvenniemi	0	0-0	0-0	0-0	0	0	0	0	0	0	0
TEAM					6						
TOTALS	**225**	**24-58**	**8-26**	**23-29**	**28**	**17**	**13**	**19**	**1**	**10**	**79**

FG% (41.4) 3-PT% (30.8) FT% (79.3)

Officials: Jeff Plunkett, Ben Vaconcells, Gary Pucino
Attendance: 1,952

Score by Periods	1st	2nd	OT		Total
Binghamton	31	37	9	-	77
Maine	37	31	11	-	79

2005 TOURNAMENT (BINGHAMTON)

Quarterfinals – March 5
#5 Binghamton 76, #4 Albany 70

Sophomore guard Troy Hailey scored a game-high 19 points and junior guard Andre Heard added 18 points, leading fifth-seeded Binghamton to a 76-70 win over fourth-seeded Albany in an America East Championship quarterfinal game. The win marked Binghamton's first-ever triumph in the America East Championship and secured a spot in Sunday's semifinal against top-seeded and two-time defending champion Vermont.

Junior forward Sebastian Hermenier added 13 points and had a team-high seven rebounds. Freshman guard Mike Gordon chipped nine points and senior center Alex Adediran also had seven rebounds.

Binghamton broke a 9-9 deadlock by going on a 10-2 run in a span of 3:45 to take a 21-11 lead with 9:07 remaining in the first half. Heard drained two three-pointers during the run. The Great Danes climbed back to within 24-22 with 4:44 left before the intermission but BU stretched the lead back to 34-26 at the break.

The Bearcats continued their momentum in the second half, going up 48-34 with 13:32 remaining. From there, Binghamton was able to keep a double-figure lead for most of the next 12 minutes and with 1:22 left to go, it held a 67-57 advantage.

The remaining 86 seconds, however, saw Albany get back into the game as the Bearcats went 6-for-13 from the free throw line. The Great Danes took advantage of the Bearcats' misses and got to within 73-70 on a three pointer by senior forward Aquawasi St. Hillaire with eight seconds left.

Heard, however, hit a critical free throw with seven seconds to go and Herminier made two attempts with four seconds remaining to seal the win.

VISITOR: Albany (13-15)

PLAYER	MP	FG-A	3FG-A	FT-A	TR	PF	A	T	B	S	TP
Jordan*	37	5-12	1-5	2-7	4	4	2	5	0	0	13
Levine*	33	1-6	0-1	4-5	6	4	4	0	0	0	6
Zoellner*	16	0-0	0-0	1-2	3	1	0	2	0	0	1
Wilson, J.*	36	4-12	1-5	4-5	3	3	4	3	0	1	13
St. Hillaire*	20	1-2	0-0	4-4	2	5	0	0	0	0	6
Johnson	1	1-1	0-0	0-0	0	2	0	0	0	0	2
Bauman	0	0-0	0-0	0-0	0	0	0	0	0	0	0
Lillis	17	3-3	1-1	1-2	2	5	0	0	0	0	8
Wyatt	12	1-1	0-0	1-2	2	2	1	0	0	0	3
Wilson, B.	28	5-12	4-8	2-4	8	5	0	1	0	0	18
TEAM					3						
Totals	**200**	**21-49**	**7-20**	**21-31**	**33**	**31**	**11**	**12**	**0**	**1**	**70**

FG% (42.9) 3-PT% (35.0) FT% (67.7)

HOME: Binghamton (12-16)

PLAYER	MP	FG-A	3FG-A	FT-A	TR	PF	A	T	B	S	TP
Hermenier*	35	3-4	1-2	6-8	7	4	0	0	0	1	13
Gordon*	25	4-8	1-4	0-0	0	2	2	0	0	1	9
Heard*	40	4-12	3-8	7-11	5	4	7	2	1	2	18
Williams*	13	0-0	0-0	0-0	5	2	2	1	0	0	0
Billings*	16	1-4	0-0	3-4	2	5	0	2	2	0	5
Jackson	11	1-4	1-4	0-0	0	1	0	0	0	0	3
Casseus	0	0-0	0-0	0-0	0	0	0	0	0	0	0
Hailey	31	5-9	4-8	5-8	3	4	0	1	0	0	19
White	0	0-0	0-0	0-0	0	0	0	0	0	0	0
Adediran	24	2-6	0-0	5-8	7	3	3	2	1	0	9
Fithian	5	0-0	0-0	0-1	1	1	0	0	0	0	0
TEAM					3						
TOTALS	**200**	**20-47**	**10-26**	**26-40**	**33**	**27**	**14**	**8**	**4**	**4**	**76**

FG% (42.6) 3-PT% (38.5) FT% (65.0)

Officials: Gary Pucino, Alan Libardoni, Ben Vaconcells
Attendance: 5,222

Score by Periods	1st	2nd		Total
Albany	26	44	-	70
Binghamton	34	42	-	76

2005 TOURNAMENT (BINGHAMTON)

Semifinals – March 6
#1 Vermont 76, #5 Binghamton 65

Inspired by a deafening home crowd of 5,003 at the Events Center, fifth-seeded Binghamton gave it everything they had before succumbing to No. 1 Vermont 76-65, in the semifinals of the America East Championship.

Led by their super senior tandem of Taylor Coppenrath (34 points, 12 rebounds) and T.J. Sorrentine (25 points), the Catamounts shot 53% and withstood a late charge from the Bearcats.Binghamton, which led for much of the first half, trailed by 18 points with 6:17 left in the game before stringing together a 9-0 run with two steals and subsequent three-pointers. The run cut BU's deficit to nine, 68-59, with 3:34 left. But Vermont sank six free throws in the final 2:23, and BU made just two of its final nine shots.

Senior center Alex Adediran scored a career-high 21 points in his final collegiate game, and junior guard Andre Heard added 20 points for BU, which played inspired basketball against the two-time defending conference champions. During the regular season, BU had lost twice to Vermont by a combined 57 points.

The televised game was a college basketball fan's dream, as a raucous Events Center crowd featuring nearly 800 Binghamton students created a noise level that shook the basketball floor. Both teams were hot out of the gate, with the Catamounts hitting four of their first five shots and the Bearcats answering with 6-of-10 shooting to forge a 14-10 lead seven minutes into the contest.Binghamton led 25-21 with 8:08 left in the half before Vermont and specifically, Coppenrath and Sorrentine took over. The duo combined for 15 points to spark a 20-8 UVM run that ended the half and gave the Catamounts a 41-33 lead. Before missing its final two shots of the half, Vermont was shooting 63% from the floor, including 50% from beyond the arc (10-of-20).

Back-to-back buckets to start the second half brought the Bearcats to within four, 41-37, but UVM answered with an 8-0 run. Binghamton never came any closer than nine points the rest of the way.

VISITOR: Vermont (23-6)

PLAYER	MP	FG-A	3FG-A	FT-A	TR	PF	A	TO	B	S	TP
Coppenrath*	36	12-15	0-0	10-12	12	3	0	3	0	1	34
Mopa Njila*	30	1-2	0-0	0-0	7	2	1	2	0	1	2
Klimes*	27	0-5	0-1	3-4	6	4	4	2	1	1	3
Sorrentine*	39	9-16	7-12	0-1	5	4	2	6	0	0	25
Hehn*	33	1-4	1-4	0-0	3	1	3	2	0	0	3
Cieplicki	6	0-2	0-1	0-0	0	1	1	1	0	0	0
Jensen	12	1-1	1-1	0-0	4	1	0	1	0	0	3
Duell	17	2-4	1-3	1-2	1	3	1	0	0	0	6
TEAM					5						
TOTALS	**200**	**26-49**	**10-22**	**14-19**	**43**	**19**	**12**	**18**	**1**	**3**	**76**

FG% (53.1) 3-PT% (45.5) FT% (73.7)

HOME: Binghamton (12-17)

PLAYER	MP	FG-A	3FG-A	FT-A	TR	PF	A	TO	B	S	TP
Hermenier*	33	2-4	1-2	0-0	1	3	1	3	0	1	5
Gordon*	37	2-5	2-4	2-2	3	3	5	1	0	3	8
Heard*	39	8-22	3-11	1-1	4	0	2	2	1	1	20
Williams*	7	1-2	1-1	0-0	0	1	1	0	0	0	3
Billings*	6	1-3	0-0	0-0	0	2	0	0	1	0	2
Jackson	6	1-4	1-4	1-2	1	0	1	0	0	0	4
Hailey	33	1-6	0-5	0-0	1	4	6	0	0	0	2
Adediran	30	8-14	0-0	5-7	3	5	0	1	2	0	21
Fithian	9	0-0	0-0	0-0	3	3	0	0	0	0	0
TEAM					6						
TOTALS	**200**	**24-60**	**8-27**	**9-12**	**22**	**21**	**17**	**7**	**4**	**5**	**65**

FG% (40.0) 3-PT% (29.6) FT% (75.0)

Officials: Ray Perone, Paul Faia, Rich Giallella
Attendance: 5,003

Score by Periods	1st	2nd		Total
Vermont	41	35	-	76
Binghamton	33	32	-	65

2006 TOURNAMENT (BINGHAMTON)

Quarterfinals – March 4
#2 Binghamton 71, #7 Maine 62

Second-seeded Binghamton used a decisive 10-0 run late in the game to push past No. 7 Maine, 71-62, in the quarterfinals of the America East Championship. With the win, Binghamton advanced to the semifinals for the second consecutive season.

Senior guard Andre Heard scored 19 of his game-high 24 points in the second half and sparked the run with three points, including a highlight-reel dunk. With BU clinging to a 47-45 lead with 7:43 left, Heard made a free throw to begin the 10-0 run. Junior forward Duane James grabbed an offensive rebound off Heard's second free throw and his lay up made it 50-45. Heard took a fast-break pass from sophomore point guard Mike Gordon and his dunk pushed the lead to 52-47. Junior guard Troy Hailey added a three-pointer with 4:34 left to extend the margin to 55-45.

Heard hit 6-of-18 from the floor, including a pair of three-pointers, and sank 10-of-11 free throws. He was equally sharp on the defensive end, registering four steals, including three in the decisive second half. Heard also pulled down seven rebounds, good for second on the team.

James posted a double-double with 13 points and 10 rebounds, and freshman forward Ian Milne chipped in 13 points on 5-of-9 shooting.

Both teams struggled offensively in the first half, each making just eight field goals in the opening frame. The Bearcats held an early 20-9 lead and carried a 25-21 lead into intermission.

VISITOR: Maine (12-16)

PLAYER	MP	FG-A	3FG-A	FT-A	TR	PF	A	TO	B	S	TP
Ahvenniemi*	35	2-2	0-0	2-2	7	2	0	0	2	0	6
Tch. Bofia*	17	2-7	0-0	1-2	6	2	1	2	0	1	5
Turner, R.*	34	6-15	3-10	4-6	3	4	5	1	0	0	19
Turner, E.*	36	4-12	2-5	5-6	1	5	2	4	0	0	15
Sheets*	31	2-6	1-4	1-2	2	3	3	5	0	1	6
Bruff	23	0-2	0-0	0-1	4	4	0	1	0	0	0
Hight	0+	0-0	0-0	0-0	1	0	0	0	0	0	0
Petkus	24	3-8	2-4	3-3	4	0	1	3	0	1	11
TEAM					5						
TOTALS	**200**	**19-52**	**8-23**	**16-22**	**33**	**20**	**12**	**16**	**2**	**3**	**62**

FG% (36.5) 3-PT% (34.8) FT% (72.7)

HOME: Binghamton (16-12)

PLAYER	MP	FG-A	3FG-A	FT-A	TR	PF	A	TO	B	S	TP
Milne*	28	5-9	1-3	2-2	5	3	1	0	0	1	13
Olomo*	18	0-2	0-0	2-2	0	3	0	3	0	0	2
Gordon*	36	0-5	0-2	4-4	6	3	7	8	0	2	4
Hailey*	32	3-6	2-3	1-2	4	3	2	0	0	1	9
Heard*	33	6-18	2-8	10-11	7	3	2	1	1	4	24
Jackson	5	0-3	0-2	0-0	0	1	0	0	0	0	0
Proctor	14	2-3	2-3	0-0	2	0	0	2	0	0	6
James	32	5-7	0-0	3-5	10	4	0	2	0	3	13
Fithian	2	0-0	0-0	0-0	1	0	0	0	0	0	0
TEAM					3						
TOTALS	**200**	**21-53**	**7-21**	**22-26**	**35**	**20**	**12**	**16**	**1**	**11**	**71**

FG% (39.6) 3-PT% (33.3) FT% (84.6)

Officials: Tim O'Brien, Michael Pilla, Gary Agger
Attendance: 4,407

Score by Periods	1st	2nd		Total
Maine	21	41	-	62
Binghamton	25	46	-	71

2006 TOURNAMENT (BINGHAMTON)

Semifinals – March 5
#6 Vermont 66, #2 Binghamton 59

Sixth-seeded Vermont withstood an early barrage of three-pointers and refused to relinquish its conference crown in a 66-59 win over second-seeded Binghamton in the semifinals of the America East Championship. The Catamounts trailed by as many as 15 points in the first half but used a wide rebound advantage to take the lead for good early in the second half. Vermont then sank eight free throws in the final 1:35 to seal the win.

The Catamounts built a 44-29 margin on the glass and eased their way back into the game after BU jumped out to a 20-5 lead.

The Catamounts closed out the first half on a 14-1 run that was buoyed by an abundance of free throws. Binghamton was whistled for four fouls in a 1:42 span and Vermont capitalized at the line, sinking eight foul shots during the run and 24-of-33 for the game.

Senior guard Andre Heard exploded for 16 of his game-high 24 points in the first half, but was relatively quiet in the second before fouling out with 2:01 remaining. Heard missed his first shot of the game but then nailed five consecutive three-pointers — part of seven straight Bearcat treys. But the offense went cold late in the half during Vermont's 14-1 run, with BU going without a field goal for the final 6:29 of the half.

Heard hit 7-of-19 from the floor, including 6-of-10 from three-point range, in his final collegiate game. He concluded his two-year career at Binghamton with 911 points - the most of any BU player at the Division I level.

VISITOR: Vermont (13-16)

PLAYER	MP	FG-A	3FG-A	FT-A	TR	PF	A	TO	B	S	TP
McIntosh*	21	2-8	0-0	2-2	5	1	0	2	0	0	6
Holm*	24	1-3	0-0	0-0	10	4	0	2	1	1	2
Klimes*	31	6-6	0-0	4-11	8	4	2	0	1	0	16
Trimboli*	37	2-9	0-2	8-8	4	2	6	5	0	3	12
Cieplicki*	33	3-6	1-3	10-10	4	0	0	2	0	0	17
Sisca	1	0-0	0-0	0-0	0	1	0	0	0	0	0
Powlovich	6	0-0	0-0	0-0	1	1	0	0	0	0	0
McCarthy	8	0-0	0-0	0-0	0	2	0	1	1	0	0
Schneider	20	3-9	1-5	0-2	2	2	0	0	0	0	7
Duell	19	3-8	0-1	0-0	2	4	1	1	1	0	6
TEAM						8					
Totals	**200**	**20-49**	**2-11**	**24-33**	**44**	**21**	**9**	**13**	**4**	**4**	**66**

FG% (40.8) 3-PT% (18.2) FT% (72.7)

HOME: Binghamton (16-13)

PLAYER	MP	FG-A	3FG-A	FT-A	TR	PF	A	TO	B	S	TP
Milne*	35	3-10	1-3	0-0	8	4	0	0	0	0	7
Olomo*	27	1-1	0-0	0-0	3	5	0	1	0	2	2
Gordon*	34	4-8	0-1	1-2	1	4	5	3	0	0	9
Hailey*	30	0-4	0-3	6-8	3	4	1	1	0	2	6
Heard*	37	7-19	6-10	4-7	6	5	3	5	0	1	24
Jcksn, S.	1	0-0	0-0	0-0	0	0	0	0	0	0	0
Jcksn, D.	3	0-0	0-0	0-0	0	1	0	0	0	0	0
Proctor	15	1-3	1-1	2-2	1	0	0	0	0	0	5
James	16	1-6	0-0	4-4	3	4	0	0	0	1	6
Montgmry	2	0-0	0-0	0-0	0	0	0	0	0	0	0
TEAM					4						
TOTALS	**200**	**17-51**	**8-18**	**17-23**	**29**	**27**	**9**	**10**	**0**	**6**	**59**

FG% (33.3) 3-PT% (44.4) FT% (73.9)

Officials: John Hughes, Ray Perone, Fran Connolly
Attendance: 4,445

Score by Periods	1st	2nd		Total
Vermont	32	34	-	66
Binghamton	33	26	-	59

2007 TOURNAMENT (BOSTON)

Quarterfinals – March 3
#3 Boston 62, #6 Binghamton 58

Third-ranked Boston University rallied from 12 points down in each half to eliminate sixth-ranked Binghamton 62-58 in the America East quarterfinal game.

Boston guard Corey Lowe converted a driving lay up with 51 seconds left to break a 58-58 tie and after a BU miss at the other end, Carlos Strong sank two free throws with 20 seconds left for the final margin.

Senior guard Steve Proctor had forged the final tie of the game with a three-pointer with 2:13 left. Proctor scored a game-high 22 points on 8-for-13 shooting. But Binghamton couldn't stop Boston down the stretch and the Terriers converted four straight driving lay ups in the final five minutes.

Freshman forward Lazar Trifunovic collected 13 points and eight rebounds and junior guard Mike Gordon chipped in 11 points, five assists and three steals.

The Bearcats were sharp to start, jumping out to a 15-3 lead behind 11 points from Proctor. But after missing seven of its first nine shots, Boston put together a 17-4 run to take the lead 20-19. Binghamton, however, closed out the frame on a 7-0 run, punctuated with a Proctor three-pointer in the closing five seconds. After scoring Binghamton's first nine points, Proctor wound up with 14 points in the half.

VISITOR: Binghamton (13-16)

PLAYER	MP	FG-A	3FG-A	FT-A	TR	PF	A	TO	B	S	TP
Olomo*	26	0-0	0-0	0-0	3	3	0	0	0	0	0
Trifunovic*	36	6-10	0-0	1-2	8	4	1	6	0	0	13
Proctor*	33	8-13	4-6	2-3	4	0	3	0	0	0	22
Gordon*	37	4-13	1-7	2-4	2	4	5	1	1	3	11
Hailey*	31	3-6	1-4	1-1	1	3	2	1	0	1	8
Forbes	19	0-6	0-2	0-0	4	2	2	2	0	0	0
James	3	1-1	0-0	0-2	2	1	0	0	0	0	2
Kovacevic	13	1-2	0-0	0-2	3	3	0	1	0	0	2
Montgomery	2	0-0	0-0	0-0	0	2	0	0	0	0	0
TEAM					4						
TOTALS	**200**	**23-51**	**6-19**	**6-14**	**31**	**22**	**13**	**11**	**1**	**4**	**58**

FG% (45.1) 3-PT% (31.6) FT% (42.9)

HOME: Boston Univ. (12-16)

PLAYER	MP	FG-A	3FG-A	FT-A	TR	PF	A	TO	B	S	TP
Peterkin*	26	4-8	0-0	1-4	8	2	0	1	2	1	2
Brittian*	35	2-5	0-1	3-7	10	2	0	2	0	1	7
Macon*	23	4-6	2-2	0-0	1	2	2	1	1	1	10
Lowe*	21	3-8	0-3	4-7	3	2	1	1	1	0	10
Morris*	34	1-7	1-3	0-0	2	3	5	4	0	0	3
Sirutis	19	5-5	1-1	0-0	4	3	2	0	0	0	11
Strong	31	2-6	2-4	4-6	4	0	3	2	0	1	10
Johnson	11	1-1	0-0	0-0	0	0	1	0	0	0	2
TEAM					1						
TOTALS	**200**	**22-46**	**6-14**	**12-24**	**33**	**14**	**14**	**11**	**4**	**4**	**62**

FG% (47.8) 3-PT% (42.9) FT% (50.0)

Officials: Bill Laubenstein, Gary Pucino, Jeff Plunkett
Attendance: 3,146

Score by Periods	1st	2nd		Total
Binghamton	31	27	-	58
Boston	26	36	-	62

2008 TOURNAMENT (BINGHAMTON)

Quarterfinals – March 8
#4 Vermont 65, #5 Binghamton 57

Fourth-seeded Vermont rallied from 11 points down in the second half to eliminate host and fifth-seeded Binghamton 65-57 in an America East quarterfinal game in the Events Center.

Senior guard Mike Gordon scored a game-high 23 points in his final collegiate performance, but the lack of another offensive option hurt the Bearcats down the stretch.

Nursing a 30-23 lead at the break, BU shot just 8-of-31 in the second half (26%) and the Catamounts erased an 11-point deficit before taking the lead for good with 4:58 to play. Sophomore forward Marqus Blakely, the America East Player of the Year, scored 11 of his team-high 18 points in the final frame. He converted a pair of free throws with 4:58 left to give Vermont a 51-49 lead and senior guard Kyle Cieplicki nailed a three-pointer 27 seconds later to push the margin to five, 54-49.

Binghamton missed eight of its final nine shots and the Catamounts sank three free throws in the final 34 seconds to seal the win.

In front of a boisterous crowd of 5,016, BU jumped out to a 30-19 lead late in the first half before the Catamounts trimmed their margin to seven at the break.

Sophomore forward Lazar Trifunovic added 10 points, seven rebounds and four assists, but hit just 5-of-18 from the floor, including 2-of-9 in the second half. Junior center Jaan Montgomery played a career-high 20 minutes and contributed seven rebounds and six points — both career-highs.

VISITORS: Vermont (16-14)

PLAYER	MP	FG-A	3FG-A	FT-A	TR	PF	A	TO	B	S	TP
Blakely*	40	5-8	0-0	8-18	9	3	3	5	6	1	18
Fjeld*	24	4-9	0-0	0-1	9	3	1	1	1	0	8
Vier*	16	3-6	2-5	0-0	4	3	1	2	0	0	8
Trimboli*	36	4-11	1-5	4-4	1	4	3	2	0	0	13
Cieplicki*	38	2-8	1-6	4-4	5	3	4	0	0	1	9
Accaoui	14	2-5	0-1	0-0	3	2	0	0	0	0	4
Powlovich	13	0-0	0-0	0-0	2	0	1	1	0	0	0
McCrory	6	0-0	0-0	0-0	0	0	0	0	1	0	0
McIntosh	9	2-3	0-0	1-2	1	0	0	1	0	0	5
Shields	4	0-0	0-0	0-0	0	0	0	0	0	0	0
TEAM					3						
TOTALS	**200**	**22-50**	**4-17**	**17-26**	**37**	**18**	**13**	**12**	**8**	**2**	**65**

TOTAL FG% (44.0) 3-Pt. FG% (23.5) FT% (65.4)

HOME: Binghamton (14-16)

PLAYER	MP	FG-A	3FG-A	FT-A	TR	PF	A	TO	B	S	TP
Trifunovic*	39	5-18	0-0	0-3	7	1	4	3	0	0	10
Fuller*	17	1-2	0-0	0-0	2	5	1	1	1	1	2
Montgomery*	20	3-8	0-0	0-2	7	4	1	0	0	0	6
Gordon*	28	7-17	3-8	6-6	6	4	1	0	0	0	6
Lukusa*	30	2-4	1-2	0-0	2	5	1	2	0	1	5
Herbert	6	0-2	0-1	0-0	1	1	2	2	2	1	0
Jackson	34	1-7	0-2	6-6	6	1	0	2	0	3	8
Forbes	15	1-2	0-0	0-0	2	0	0	0	0	0	2
Olomo	11	0-0	0-0	1-2	1	4	0	1	0	1	1
TEAM					6						
TOTALS	**200**	**20-60**	**4-13**	**13-19**	**40**	**25**	**9**	**12**	**1**	**8**	**57**

TOTAL FG% (33.3) 3-Pt. FG% (30.8) FT % (68.4)

Officials: Gary Pucino, Timothy O'Brien, Joe Smoot
Attendance: 5,016

Score by Periods	1st	2nd	Total
Vermont	23	42 -	65
Binghamton	30	27 -	57

2009 TOURNAMENT (ALBANY)

Quarterfinals – March 7
#1 Binghamton 73, #9 Hartford 65

Top-seeded Binghamton (21-8) used a 20-6 second-half run to pull away from No. 9 Hartford (7-26) 73-65 Saturday night in an America East quarterfinal game from Albany's SEFCU Arena. The win was BU's ninth in a row and 11th in its last 12 and advances the Bearcats into Sunday night's semifinals against the winner of the No. 4 New Hampshire/No. 5 Stony Brook winner.

Junior guard Malik Alvin scored a game-and season-high 29 points and junior guard Emanuel Mayben added 21 points, six rebounds and five assists. Junior guard D.J. Rivera notched his seventh double-double of the season with 12 points and 11 rebounds.

The Bearcats led 55-35 with 6:28 left and still enjoyed a 14-point margin with 50 seconds left before the Hawks drained four three-pointers in the final 30 seconds to tighten the final score. Binghamton made 12-of-14 free throws in the final 1:11 to secure the win.

The Hawks trimmed a 13-point halftime deficit to six, 33-27, after scoring the first seven points of the second half. But BU sturdied itself thanks primarily to Mayben and Alvin, who combined for 15 points during that 20-6 run that pushed Binghamton's lead up to 20, 55-35. The Beacats limited the Hawks to just one field goal during a period of 11:09 (1-for-14).

The Bearcats got off to a sluggish start, misfiring on 8-of-10 to start the game. But BU's defense forced six Hartford turnovers in the first nine minutes and the offense kicked in halfway through the period. Mayben scored 10 of his 12 first-half points during a 19-4 run (in 7:45) that turned a 10-6 deficit into a 25-14 lead with 4:15 left. Alvin netted six of his 10 during that run and the Bearcats made 7-of-11 shots the rest of the way. Binghamton also got to the line, where they converted 11-of-14 in the first period to stake a 33-20 lead at intermission.

VISITORS: Hartford (7-26)

PLAYER	MP	FG-A	3FG-A	FT-A	TR	PF	A	TO	B	S	TP
Sabia*	30	4-13	3-9	1-3	8	4	0	2	0	0	12
Minor*	28	2-5	0-0	0-0	7	3	2	1	0	1	4
von Rosenberg*	39	5-17	2-9	3-5	6	4	1	3	0	0	15
Turner*	39	7-11	3-7	3-3	7	5	2	5	0	2	20
Torres*	40	1-8	0-5	2-2	3	3	8	5	0	2	4
Kuban	0+	2-2	2-2	0-0	0	1	0	0	0	1	6
Bookman	0+	0-0	0-0	0-0	0	0	0	0	0	0	0
Maciel	2	1-1	0-0	0-1	3	3	0	0	0	0	2
Brothers	22	0-2	0-1	2-4	2	3	0	1	0	0	2
TEAM					2						
TOTALS	**200**	**22-59**	**10-33**	**11-18**	**38**	**26**	**13**	**17**	**0**	**6**	**65**

TOTAL FG% (37.3) 3-Pt. FG% (30.3) FT% (61.1)

HOME: Binghamton (21-8)

PLAYER	MP	FG-A	3FG-A	FT-A	TR	PF	A	TO	B	S	TP
Fuller*	37	3-3	0-0	1-2	8	2	0	1	3	2	7
Rivera*	36	3-12	0-3	6-11	11	4	2	3	0	1	12
Alvin*	37	6-10	2-2	15-18	3	3	1	2	0	2	29
Mayben*	33	6-12	3-5	6-6	6	4	5	2	0	1	21
Lukusa*	30	0-2	0-0	0-0	3	4	0	2	0	0	0
Camara	19	0-1	0-1	2-4	0	1	0	1	0	1	2
Herbert	4	0-0	0-0	2-2	2	0	0	2	0	0	2
Mullins	0+	0-0	0-0	0-0	0	0	0	0	0	0	0
Sutton	3	0-0	0-0	0-0	0	0	0	0	0	0	0
Montgomery	1	0-0	0-0	0-0	0	0	0	0	0	0	0
TEAM					6						
TOTALS	**200**	**18-40**	**5-11**	**32-43**	**33**	**18**	**8**	**14**	**3**	**7**	**73**

TOTAL FG% (45.0) 3-Pt. FG% (45.5) FT % (74.4)

Officials: Reggie Greenwood, Michael Alvaro, Michael Pilla
Attendance: 3,473

Score by Periods	1st	2nd	Total
Hartford	20	45 -	65
Binghamton	30	40 -	73

2009 TOURNAMENT (ALBANY)

Semifinals – March 8
#1 Binghamton 72, #4 New Hamp. 67

Junior guard D.J. Rivera stole an inbounds pass with 11 seconds left and his dunk propelled top-seeded Binghamton (22-8) to a 72-67 win over No. 4 New Hampshire (14-16) in the America East semifinals Sunday night from Albany's SEFCU Arena. The win, BU's 10th consecutive, advances the Bearcats into their first-ever America East championship game, which they will host on March 14 at the Events Center.

With BU clinging to a 68-67 lead and UNH setting up a potential game-winning shot in the closing 13 seconds, Rivera jumped into the passing lane just inside mid-court, stole the pass and raced to the basket before soaring for the jam in front of a frenzied BU student section. Junior guard Emanuel Mayben added two free throws with 6.6 seconds left to complete BU's 10-0 scoring run to end the game.

The Wildcats led 67-62 with 2:02 left before Rivera started the comeback by nailing a three-pointer. Senior forward Reggie Fuller grabbed an offensive rebound and his putback and ensuing free throw gave the Bearcats a 68-67 lead with 1:18 left. Mayben was called for a charge with 18 seconds left, however, giving UNH one final possession. But Rivera, who scored a game-high 26 points, rescued the Bearcats with his magical play.

The second half was tight as neither team led by more than five points. There were 16 lead changes and 13 ties in the game.

Rivera scored 17 of his 26 points after intermission, and also had eight rebounds and three steals. Mayben produced 19 points and three steals, and junior guard Malik Alvin added 10 points. Fuller wound up with a workmanlike nine points and seven rebounds in 28 minutes. Mayben had two key plays late in the game. When the momentum had swung to UNH after a three-pointer, Mayben dropped in a leaning 14-footer with 6:01 left and his free throw completed a three-point play that tied the game at 57. He then sank three free throws after being fouled attempting a three-pointer with 3:43 left and BU trailing 61-59.

VISITORS: New Hampshire (14-16)

PLAYER	MP	FG-A	3FG-A	FT-A	TR	PF	A	TO	B	S	TP
Onguetou*	38	3-6	0-1	0-0	8	2	0	2	1	0	6
DiLiegro*	28	2-7	0-0	0-1	6	4	0	1	1	2	4
Gibbs*	38	5-16	2-7	6-9	5	3	5	3	2	0	18
Conley*	20	3-7	2-4	0-0	2	1	0	5	0	0	8
Gilchrese*	29	2-9	1-3	3-4	3	4	5	5	0	0	8
Graham	11	0-1	0-0	2-2	0	2	0	0	0	1	2
Valladares	12	2-4	0-0	0-0	3	0	0	0	1	1	4
Tchatchoua	2	0-1	0-1	0-0	0	1	0	0	0	0	0
Santos	22	5-7	4-5	3-5	7	3	1	1	0	2	17
TEAM					6						
TOTALS	**200**	**22-58**	**9-21**	**14-21**	**40**	**20**	**11**	**15**	**5**	**6**	**67**

TOTAL FG% (37.8) 3-Pt. FG% (42.9) FT% (66.7)

HOME: Binghamton (22-8)

PLAYER	MP	FG-A	3FG-A	FT-A	TR	PF	A	TO	B	S	TP
Fuller*	28	3-3	0-0	3-3	7	3	0	4	1	2	9
Rivera*	37	9-20	3-8	5-8	8	3	0	2	1	1	26
Alvin*	38	3-8	0-0	4-4	5	4	3	2	2	2	10
Mayben*	38	5-12	2-6	7-8	4	3	2	6	0	1	19
Lukusa*	31	0-2	1-2	1-2	3	4	0	0	0	0	4
Camara	5	0-2	0-1	0-0	0	0	0	0	0	1	0
Herbert	6	0-1	0-1	0-0	0	1	0	0	0	0	0
Sutton	17	1-3	0-0	2-2	5	2	0	0	2	0	4
TEAM					3						
TOTALS	**200**	**22-54**	**6-18**	**22-27**	**35**	**20**	**5**	**14**	**6**	**10**	**72**

TOTAL FG% (40.7) 3-Pt. FG% (33.3) FT % (81.5)

Officials: Robert Adams, Paul Faia, Jeffrey Anderson
Attendance: 3,656

Score by Periods	1st	2nd	Total
Hartford	36	31 -	67
Binghamton	34	38 -	72

2009 TOURNAMENT (BINGHAMTON)

Championship – March 14
#1 Binghamton 61, #6 UMBC 51

Top-seeded Binghamton (23-8) staved off defending champion UMBC (15-17) 61-51 to claim its first-ever America East championship Saturday afternoon from the Events Center. The win, BU's 11th consecutive, set off a wild celebration on the court and now sends the Bearcats to their first NCAA Tournament berth in 63 years of basketball.

In front of a raucous standing-room-only crowd of 5,342, BU shot 52% to take a nine-point halftime lead. Senior forward Reggie Fuller netted 14 points on 7-for-7 shooting in the half. After bumping the margin up to 14 early in the second half, BU's offense slowed, and UMBC began to tighten the gap. The Retrievers pulled to within six, 57-51, with 4:49 left. But BU, who went the final 8:16 of the contest without a field goal, clamped down defensively, holding the Retrievers scoreless the rest of the way and converted all four free throw attempts down the stretch to seal the outcome.

Fuller wound up with 19 points, 10 rebounds and two blocks. Junior guard D.J. Rivera scored 16 points and earned the Reggie Lewis Championship Most Outstanding Player honor. Junior guard Emanuel Mayben, who scored 45 points in the three tournament wins, joined Rivera and Fuller on the All-Championship team. Mayben pitched in five points, five rebounds and six assists in the title game.

UMBC senior Darryl Proctor, who recorded a double-double of 12 points and 11 rebounds, and classmate Jay Greene were also named to the the team.

Junior guard Malik Alvin added 14 points and four assists.

NOTES

The sellout crowd of 5,342 was a school-record and the second-largest in the league's 30-year championship history, topped only by the 5,644 that Northeastern drew against Boston University at Matthews Arena in 1986... The game was broadcast live on ESPN2... Binghamton's school-record 11-game win streak is the third longest current streak in the nation (Memphis 22, American 12)... The 23 wins ties the most in school history ('93-94 Division III team was 23-7)... BU finished the season 12-2 at home... The Bearcats are ranked No. 24 in the latest CollegeInsider.com Mid-Major Top 25 poll.

Official Basketball Box Score -- Game Totals -- Final Statistics
UMBC vs Binghamton Univ.
03/14/09 11 a.m. at Events Center, Vestal, N.Y.

UMBC 51 • (15-17)

##	Player		Total FG-FGA	3-Ptr FG-FGA	FT-FTA	Rebounds Off	Def	Tot	PF	TP	A	TO	Blk	Stl	Min
30	Fry,Justin	f	1-2	0-0	0-0	0	3	3	0	2	4	2	0	1	29
32	Proctor,Darryl	f	6-16	0-0	0-3	3	8	11	4	12	5	5	0	1	38
02	Greene,Jay	g	3-10	1-6	0-0	0	4	4	2	7	4	5	0	2	40
21	Spadafora,Matt	g	2-9	0-1	2-2	1	1	2	3	6	1	1	1	2	38
23	Gilliam,Chauncey	g	3-12	1-3	3-4	2	3	5	4	10	0	1	1	3	29
04	Flemming,Rich		7-9	0-1	0-3	2	9	11	4	14	0	3	0	0	26
	Team					3	0	3							
	Totals		22-58	2-11	5-12	11	28	39	17	51	14	17	2	9	200

FG % 1st Half:	12-26	46.2%	2nd half:	10-32	31.3%	Game:	22-58	37.9%
3FG % 1st Half:	1-2	50.0%	2nd half:	1-9	11.1%	Game:	2-11	18.2%
FT % 1st Half:	2-6	33.3%	2nd half:	3-6	50.0%	Game:	5-12	41.7%

Deadball Rebound: 3

Binghamton Univ. 61 • (23-8)

##	Player		Total FG-FGA	3-Ptr FG-FGA	FT-FTA	Rebounds Off	Def	Tot	PF	TP	A	TO	Blk	Stl	Min
25	Fuller, Reggie	f	7-7	0-0	5-6	2	8	10	3	19	0	1	2	0	35
02	Rivera, D.J.	g	7-15	1-5	1-5	1	4	5	0	16	2	2	1	1	36
03	Alvin, Malik	g	5-19	2-6	2-2	1	5	6	2	14	4	5	1	1	37
32	Mayben, Emanuel	g	2-9	1-6	0-0	1	4	5	3	5	6	5	2	1	35
34	Lukusa, Chretien	g	2-3	1-2	0-0	0	1	1	4	5	0	0	0	1	32
01	Camara, Moussa		0-2	0-1	0-0	0	1	1	1	0	0	1	0	1	14
04	Herbert, Brandon		1-1	0-0	0-0	0	0	0	0	2	0	0	0	2	4
33	Sutton, Kyrie		0-0	0-0	0-0	0	1	1	1	0	0	1	0	1	6
50	Montgomery, Jaan		0-1	0-0	0-0	0	0	0	0	0	0	0	0	0	1
	Team					3	5	8							
	Totals		24-57	5-20	8-13	8	29	37	14	61	12	15	6	8	200

FG % 1st Half:	16-31	51.6%	2nd half:	8-26	30.8%	Game:	24-57	42.1%
3FG % 1st Half:	3-9	33.3%	2nd half:	2-11	18.2%	Game:	5-20	25.0%
FT % 1st Half:	1-3	33.3%	2nd half:	7-10	70.0%	Game:	8-13	61.5%

Deadball Rebound: 2

Officials: Robert Adams, John Hughes, Paul Faia
Technical fouls: UMBC-None. Binghamton Univ.-None.
Attendance: 5342
America East Championship Game. Televised on ESPN2.
Binghamton wins first-ever America East title, advances to NCAAs

Score by periods	1st	2nd	Total
UMBC	27	24	**51**
Binghamton Univ.	36	25	**61**

Points	In Paint	Off T/O	2nd Chance	Fast Break	Bench
UMBC	24	14	1	4	14
BING	30	19	10	10	2

Last FG - UMBC 2nd-06:28, BING 2nd-08:16.
Largest lead - UMBC by 2 1st-19:46, BING by 14 2nd-19:13.

Score tied - 1 time.
Lead changed - 3 times.

2009 NCAA TOURNAMENT (GREENSBORO, N.C.)

First Round – March 19
#2 Duke 86, #15 Binghamton 62

Second-seeded Duke (29-6) opened the second half with a 17-2 run and defeated 15th-seed Binghamton (23-9) 86-62 in the first round of the NCAA Tournament Thursday night at the Greensboro Coliseum. The Bearcats outshot the ACC champion Blue Devils 53% to 49%, but the Blue Devils hit 21-of-25 from the free throw line and advanced.

The loss close's BU's historic season which included both its first America East regular-season and tournament titles and the program's first 20-win season at the Division I level.

Binghamton carried an 11-game win streak, third longest current streak in the country, into its first NCAA appearance at any level in 63 years of basketball. But Duke showed why it is one of the premier programs in the nation. The Blue Devils jumped on BU to start the second half, hitting 5-of-8 field goals, including three three-pointers and a three-point play. In the 17-2 run that spanned 5:15, Duke stretched its lead to 62-36 as the Bearcats were held scoreless for 4:52. Binghamton didn't get inside 20 points the rest of the way.

Duke put six players in double figures and owned a 38-20 rebound advantage. The Blue Devils hit 7-of-12 three-pointers in the decisive second half.

Junior guard D.J. Rivera scored a game-high 20 points on 9-of-14 shooting. In his final collegiate game, senior forward Reggie Fuller hit 6-of-7 for 12 points. Fuller extended his consecutive field goals streak to 18-for-18 before missing a turnaround jumper midway through the second half. He was perfect from the field in the America East tournament (13-for-13) and made his first five shots against Duke. Junior guard Emanuel Mayben scored 11 of his 13 points in the first half and added seven assists.

The Bearcats won the opening tip and scored the game's first points on a Malik Alvin lay up 27 seconds into the contest. But BU was whistled for six fouls in the first 3:13 and the early fouls led to a parade of Duke trips to the free throw line, where the Blue Devils hit 15-of-18 for the half (BU was 0-for-2).

After trailing by 14 with 6:12 left, BU went on a 12-4 run fueled by four points from Fuller and back-to-back threes from Mayben and sophomore guard Brandon Herbert. The last three from Herbert pulled the Bearcats to within six, 37-31, with 3:28 left in the half. Mayben drilled another trey with 53 seconds left and BU went into the break down 45-34 after outshooting the Blue Devils 54% to 48%. Mayben wound up with 11 points on 3-for-6 shooting from beyond the arc. Binghamton was hurt by 13 turnovers, including three in the last three minutes when they we making a move on the scoreboard.

Binghamton Univ. 62 • 23-9

##	Player		Total FG-FGA	3-Ptr FG-FGA	FT-FTA	Rebounds Off	Def	Tot	PF	TP	A	TO	Blk	Stl	Min
02	Rivera, D.J.	f	9-14	1-3	1-1	2	3	5	4	20	1	3	1	2	34
25	Fuller, Reggie	f	6-7	0-0	0-1	1	3	4	4	12	0	1	1	2	28
03	Alvin, Malik	g	3-8	0-0	0-1	0	1	1	2	6	1	5	0	0	29
32	Mayben, Emanuel	g	5-13	3-8	0-2	1	4	5	3	13	7	6	1	1	39
34	Lukusa, Chretien	g	1-6	1-2	0-0	1	1	2	3	3	0	1	0	3	31
01	Camara, Moussa		0-0	0-0	0-0	0	0	0	0	0	0	1	0	0	3
04	Herbert, Brandon		2-2	2-2	0-0	0	0	0	2	6	0	1	1	1	13
15	Fine, David		0-0	0-0	0-0	0	0	0	0	0	0	0	0	0	7
24	Mullins, Matt		1-1	0-0	0-0	0	0	0	0	2	0	0	0	0	1
33	Sutton, Kyrie		0-0	0-0	0-0	0	0	0	1	0	0	0	0	0	10
50	Montgomery, Jaan		0-0	0-0	0-0	0	1	1	2	0	0	0	0	0	5
	Team					1	1	2							
	Totals		27-51	7-15	1-5	6	14	20	21	62	9	18	4	9	200

FG % 1st Half:	14-26	53.8%	2nd half:	13-25	52.0%	Game:	27-51	52.9%
3FG % 1st Half:	6-11	54.5%	2nd half:	1-4	25.0%	Game:	7-15	46.7%
FT % 1st Half:	0-2	0.0%	2nd half:	1-3	33.3%	Game:	1-5	20.0%

Deadball Rebounds 1

Duke 86 • 29-6

##	Player		Total FG-FGA	3-Ptr FG-FGA	FT-FTA	Rebounds Off	Def	Tot	PF	TP	A	TO	Blk	Stl	Min
12	Kyle Singler	f	4-11	2-3	0-0	3	6	9	3	10	1	5	1	0	28
42	Lance Thomas	f	5-5	0-0	4-6	3	2	5	2	14	1	0	0	0	23
15	Gerald Henderson	g	3-9	0-3	7-7	1	5	6	0	13	3	3	1	1	33
20	Elliot Williams	g	5-9	1-3	0-1	1	3	4	4	11	4	0	0	0	25
30	Jon Scheyer	g	3-9	3-7	6-6	2	1	3	2	15	4	1	0	1	29
02	Smith,Nolan		4-6	1-2	4-5	1	1	2	1	13	3	2	1	1	21
03	Paulus,Greg		2-4	1-1	0-0	1	0	1	1	5	3	1	0	0	13
05	Pocius,Martynas		1-1	1-1	0-0	1	0	1	0	3	0	1	0	0	4
13	Olek Czyz		0-0	0-0	0-0	0	0	0	0	0	0	0	0	0	2
14	David McClure		1-3	0-0	0-0	2	1	3	1	2	2	1	0	2	16
21	Miles Plumlee		0-0	0-0	0-0	0	0	0	0	0	0	1	0	1	2
55	Brian Zoubek		0-0	0-0	0-0	0	1	1	0	0	0	0	0	0	4
	Team					2	1	3							
	Totals		28-57	9-20	21-25	17	21	38	14	86	21	15	3	6	200

FG % 1st Half:	14-29	48.3%	2nd half:	14-28	50.0%	Game:	28-57	49.1%
3FG % 1st Half:	2-8	25.0%	2nd half:	7-12	58.3%	Game:	9-20	45.0%
FT % 1st Half:	15-18	83.3%	2nd half:	6-7	85.7%	Game:	21-25	84.0%

Deadball Rebounds 2

Officials: Tony Greene, John Hughes,Brett Wegenke
Technical fouls: Binghamton Univ.-TEAM. Duke-None.
Attendance: 20001

Score by periods	1st	2nd	Total
Binghamton Univ.	34	28	**62**
Duke	45	41	**86**

2011 TOURNAMENT (HARTFORD, CONN.)

First Round – March 3
#9 Binghamton 91, #8 UMBC 65

In a rematch of the 2009 conference championship game, ninth-seeded Binghamton (8-22) drained a tournament-record 17 three-pointers and rolled past eighth-seeded UMBC (5-25) 91-65 in the first round of the America East Tournament Thursday night from Hartford's Chase Arena.

Seniors Greer Wright and Moussa Camara combined for 61 points and the Bearcats broke records galore in the lopsided win. Wright hit for a career-high 31 points and added nine rebounds and six assists. Camara drilled a school-record-tying eight three-pointers (8-of-14) en route to a career-high 30 points. The Bearcats put up a season-high 91 points on 52% shooting and led the entire game, pushing the margin to as many as 35 points.

Along with Wright and Camara, senior forward Mahamoud Jabbi chipped in eight rebounds, a career-high seven assists and six points. Sophomore guard Jimmy Gray added seven points, five boards and three assists.

The Bearcats came out sizzling, hitting 9-of-11 shots, including 7-of-9 three-pointers and roaring to a 25-6 lead in the game's first 7:09. They were raining threes from all over the floor, hitting them on seven straight possessions at one point and breaking the tournament record for threes in a half with 13-of-23 accuracy (57%). Camara drained five en route to 15 first-half points and Wright added four treys to produce 16 points. Binghamton shot 60% - the best half of shooting all season - and took a 52-29 bulge into the break.

VISITORS: Binghamton (8-22)

PLAYER	MP	FG-A	3FG-A	FT-A	TR	PF	A	TO	B	S	TP
Camara*	36	10-18	8-14	2-3	5	0	3	0	0	1	30
Jabbi*	31	2-6	2-3	0-0	8	4	7	1	0	1	6
Wright*	36	11-21	5-10	4-6	9	2	6	3	0	0	31
Gray*	34	2-3	2-3	1-2	5	1	3	0	0	0	7
Mansell*	28	3-5	0-1	1-1	1	0	0	1	1	2	7
Sutton	2	0-0	0-0	0-0	0	2	0	1	0	0	0
Pena	2	1-1	0-0	1-1	1	1	0	0	0	0	3
Johnston	2	0-1	0-1	0-0	0	0	0	2	0	0	0
Ogundadegbe	3	0-0	0-0	0-0	0	1	1	0	0	1	0
Lukosa	24	1-3	0-0	2-3	2	1	0	1	0	0	4
Ralling	2	1-2	0-0	1-1	0	0	0	0	0	0	3
TEAM											
TOTALS	**200**	**31-60**	**17-32**	**12-17**	**34**	**12**	**20**	**9**	**15**		**91**

TOTAL FG% (51.7) 3-Pt. FG% (53.1) FT% (70.6)

HOME: UMBC (5-25)

PLAYER	MP	FG-A	3FG-A	FT-A	TR	PF	A	TO	BS		TP
Smith*	13	0-0	0-0	0-0	0	0	0	1	0	0	0
De La Rosa*	32	1-10	0-3	1-2	1	2	8	3	0	1	3
Satchell*	17	3-7	0-0	1-2	3	2	0	1	0	0	7
Fry*	25	5-9	0-0	3-4	6	1	4	0	10		13
Neller*	26	3-8	2-5	0-0	2	1	2	2	0	0	8
Wertz	26	1-4	1-2	0-0	4	3	2	1	0	0	3
Groce	0	0-1	0-0	0-0	0	0	0	0	0	0	0
King	19	3-4	2-3	2-2	3	3	0	0	00		10
Plumer	11	3-4	0-0	0-0	3	1	0	1	0	0	6
Conway	4	1-1	0-0	0-0	0	1	0	0	1	1	2
Wasco	8	1-2	0-0	0-0	0	0	0	1	0	0	2
Jolicoeur	19	3-4	1-2	4-4	4	2	2	1	0	0	11
TEAM											
TOTALS	**200**	**24-54**	**6-15**	**11-14**	**28**	**16**	**18**	**11**	**22**		**65**

TOTAL FG% (44.4) 3-Pt. FG% (40.0) FT % (78.6)

Officials: Michael Stephens, Gary Prager, Jim Haney
Attendance: 1,069

Score by Periods	1st	2nd	Total
Binghamton	52	- 39	91
UMBC	29	36 -	65

2011 TOURNAMENT (HARTFORD, CONN.)

Quarterfinals – March 5
#1 Vermont 57, #9 Binghamton 46

Top-seeded Vermont (23-7) withstood a game effort from eighth-seeded Binghamton (8-23) and pulled away late for a 57-46 win in the quarterfinals of the America East Tournament at Hartford's Chase Arena. Despite shooting just 26% and being outrebounded 49-27, BU was within three points with eight minutes to play before an injury to all-conference post player Mahamoud Jabbi left them severely shorthanded in the interior. The Catamounts closed the game with a 13-5 run, includind multiple putbacks born of offensive rebounding. Vemont compiled 17 offensive boards and exploited its height advantage, especially after Jabbi's departure with an ankle injury. Senior Moussa Camara scored 10 of his team-high 15 points in the second half and his two free throws pulled BU to within three, 44-41, with 7:39 remaining. But with Jabbi on the bench, the Catamounts took over the offensive glass. Senior forward Greer Wright added 14 points and six rebounds in 38 exhausting minutes. Unlike the first round game when BU was blazing from the start, the Bearcats misfired on 8-of-10 to start and dug themselves an early 16-5 hole. But with a pesky defense forcing nine Catamount turnovers and Wright getting to the free throw line (7-of-8), BU ran off eight straight points and finished the half on an 18-8 run to pull within one, 24-23. Wright tallied 11 points and despite managing just six field goals and being outrebounded by a 24-9 margin, BU hit the locker room nearly dead-even with the heavily-favored Catamounts.

Visitors: Binghamton (8-23)

PLAYER	MP	FG-A	3FG-A	FT-A	TR	PF	A	TO	B	S	TP
Camara*	38	4-12	3-7	4-5	2	4	0	1	0	0	15
Jabbi*	24	3-8	1-3	0-0	7	2	0	1	0	2	7
Wright*	38	3-11	0-2	8-10	6	3	3	2	1	1	14
Gray*	24	0-2	0-1	0-0	2	0	1	0	0	1	0
Mansell*	26	3-7	0-1	2-2	4	3	0	0	2	0	8
Sutton	6	0-0	0-0	0-0	1	0	0	0	1	0	0
Ogundadegbe	13	0-3	0-0	0-0	2	3	0	0	0	0	0
Lukosa	28	1-9	0-1	0-0	2	0	2	0	0	0	2
Ralling	3	0-1	0-0	0-0	0	1	0	0	0	0	0
TEAM											
TOTALS	**200**	**14-53**	**4-15**	**14-17**	**27**	**16**	**6**	**4**	**4**	**4**	**46**

TOTAL FG% (26.4) 3-Pt. FG% (26.7) FT% (82.4)

HOME: Vermont (14-16)

PLAYER	MP	FG-A	3FG-A	FT-A	TR	PF	A	TO	B	S	TP
Carissimo*	25	3-8	0-1	0-0	3	1	1	2	0	0	6
Bald*	30	4-13	1-4	0-0	5	3	2	3	0	0	9
Voelkel*	35	4-6	0-0	2-5	9	2	3	2	1	0	10
Fjeld*	35	6-10	0-0	2-5	8	2	1	1	2	0	14
Glass*	25	2-3	1-2	3-3	4	4	0	1	1	0	8
Apfeld	9	0-2	0-0	0-0	3	0	0	2	0	0	0
Accaoui	27	3-9	0-1	2-2	4	0	1	0	0	0	8
Marsalis	3	0-2	0-0	0-0	3	0	0	0	0	0	0
Crenca	2	0-1	0-0	0-0	1	0	0	0	0	0	0
Kissel	11	1-1	0-0	0-0	2	1	0	2	0	0	2
TEAM											
TOTALS	**200**	**23-55**	**2-8**	**9-15**	**49**	**13**	**8**	**13**	**4**	**0**	**57**

TOTAL FG% (41.8) 3-Pt. FG% (25.0) FT % (60.0)

Officials: Robert Patey, Gary Agger, Micheal Alvaro
Attendance: 1,913

Score by Periods	1st	2nd	Total
Binghamton	23	23 -	46
Vermont	24	33 -	57

2012 TOURNAMENT (HARTFORD, CONN.)

First Round – February 29
#9 Binghamton 73, #8 UMBC 67 (OT)

Junior guard Jimmy Gray scored eight points in overtime, including three free throws in the final 19 seconds to lift ninth-seeded Binghamton (2-29) to a 73-67 overtime win over eighth-seeded UMBC (4-26) in the America East first round from Hartford's Chase Arena.

After watching an 11-point lead evaporate in the final eight minutes of regulation, BU had to hang on with one final defensive stand to force overtime. Freshman forward Ben Dickinson, who led all scorers with 21 points, held his ground on a final UMBC drive to the basket with three seconds left and a last-second Retrievers tip attempt was off the mark.

In overtime, UMBC took its last lead on a three-pointer with 3:30 left, 63-62. But Dickinson's second effort on a tip-in with 2:59 left started a 7-0 run and gave BU a 64-63 lead. Classmate Jabrille Williams had a putback of his own with 2:00 remaining and Dickinson followed with a driving layup with 1:22 left that gave the Bearcats a 69-63 lead.

UMBC scored four straight to pull within three, 70-67, but freshman forward Omar Richards hit 1-of-2 free throws with 0:37 left and Gray added his three foul shots in the final 19 seconds to close out the scoring. Binghamton's defense limited UMBC to one field goal over the final 3:29.

Dickinson hit 8-of-20 from the floor and added team highs of nine rebounds, five assists and two blocks. Gray wound up with 14 points and five rebounds and Williams and fellow freshman Chris Longoria chipped in 11 points apiece.

Visitors: Binghamton (2-28)

PLAYER	MP	FG-A	3FG-A	FT-A	TR	PF	A	TO	B	S	TP
Longoria*	38	3-11	1-5	4-4	5	0	4	3	1	1	11
Dickinsoni*	43	8-20	1-1	4-6	9	2	5	5	2	0	21
Gray*	45	4-12	0-5	6-10	5	1	2	2	0	1	14
Johnston*	13	1-2	1-1	0-0	3	2	3	0	10		3
Ralling*	22	3-4	0-0	2-3	3	1	0	2	0	0	8
Horn	10	0-0	0-0	0-0	2	2	0	0	0	0	0
WIlliams	26	5-6	1-1	0-0	4	0	0	2	2	1	11
Richards	28	2-6	0-0	1-2	5	4	0	1	0	0	5
TEAM											
TOTALS	**225**	**26-61**	**4-13**	**17-25**	**48**	**12**	**14**	**15**	**6**	**3**	**73**

TOTAL FG% (42.6) 3-Pt. FG% (30.8) FT% (68.0)

HOME: UMBC (4-26)

PLAYER	MP	FG-A	3FG-A	FT-A	TR	PF	A	TO	B	S	TP
Plummer*	42	6-15	1-3	4-10	4	5	1	1	1	4	17
Lane*	36	3-6	0-0	1-2	4	2	6	2	0	1	7
Cook*	43	6-20	1-4	2-2	10	4	0	2	2	2	15
Neller*	35	7-19	4-15	0-0	3	0	3	2	0	0	18
Wasco*	24	1-3	0-1	0-0	5	1	0	1	0	0	2
Getz	18	0-3	0-1	0-0	2	1	0	1	0	0	2
Wertz	4	0-2	0-2	0-0	0	0	0	0	0	0	0
Wise	7	0-1	0-0	0-0	1	1	0	0	0	0	0
Satchell	10	3-5	0-0	0-0	4	5	1	2	0	1	6
Thomas	6	0-1	0-0	2-2	2	2	0	0	0	0	2
TEAM											
TOTALS	**225**	**26-75**	**6-26**	**9-16**	**41**	**21**	**11**	**11**	**3**	**8**	**67**

TOTAL FG% (34.7) 3-Pt. FG% (23.1) FT % (56.3)

Officials: Jim Haney, Gary Prager, Gary Pucino (Alt: John Gwynn)
Attendance: 1,258

Score by Periods	1st	2nd	OT	Total
UMBC	30	28	9	- 67
Binghamton	31	27	15	- 73

2012 TOURNAMENT (HARTFORD, CONN.)

Quarterfinals – March 2

#1 Stony Brook 78, #9 Binghamton 69

Binghamton men's basketball gave top-seeded Stony Brook all it could handle before coming up short in a 78-69 loss in the America East quarterfinals Saturday afternoon at Hartford's Chase Family Arena. The ninth-seeded Bearcats, who defeated UMBC in the first round to reach the quarters, shot 55 percent in the second half to put a scare into the Seawolves in the first-ever postseason meeting between the two SUNY Centers.

Stony Brook needed 10 free throws (10-of-13) in the final 1:27 to fend off a gallant effort from a BU team that was minus its leading scorer, Robert Mansell.

Down 34-28 at half, BU opened the second half with a 12-4 run to pull ahead, 40-38, with 15:45 to play. A three-pointer from freshman guard Chris Longoria made it 47-43, with 12:17 remaining. Stony Brook responded with an 8-0 run to take the lead for good midway through the period.

A pair of threes from junior guard Jimmy Gray bookended a 13-6 Bearcats run that pulled them to within six, 72-66, with 0:43 left. But the Seawolves held steady at the free throw line, making 6-of-8 in the final 43 seconds. Stony Brook, which shot just 39 percent in the first half, jumped that mark up to 63 percent in the second half and held a 36-25 rebound margin.

Dickinson led all scorers with 20 points on 8-of-14 shooting. Longoria hit 6-of-8 shots (3-of-4 3-pt.) for 17 points. Gray added 16 points and a season-high nine assists.

The Bearcats shot 50 percent for the game but didn't make a single trip to the free throw line in the decisive second half, whereas Stony Brook went 20 times and netted 12 points.

Visitors: Binghamton (2-29)

PLAYER	MP	FG-A	3FG-A	FT-A	TR	PF	A	TO	B	S	TP
Longoria*	29	6-8	3-4	2-2	4	5	2	2	0	1	17
Dickinson*	36	8-14	2-3	2-2	3	5	4	3	2	1	20
Gray*	38	6-15	4-10	0-0	3	3	9	7	0	1	16
Johnston*	11	1-1	1-1	0-0	1	3	0	0	1	0	3
Ralling*	21	1-2	0-0	2-2	2	2	0	0	0	0	4
Brown	1	0-2	0-2	0-0	0	0	0	0	0	0	0
Ogundadegbe	5	0-1	0-0	0-0	0	2	0	0	0	0	0
Rice	1	0-0	0-0	0-0	0	0	0	0	0	0	0
Horn	20	0-1	0-0	0-0	1	2	0	0	0	1	0
Williams	17	0-1	0-1	3-4	2	2	0	0	0	0	3
Richards	21	3-5	0-0	0-0	5	4	1	2	1	0	6
TEAM											
TOTALS	**200**	**25-50**	**10-21**	**9-10**	**25**	**28**	**16**	**14**	**4**	**4**	**69**

TOTAL FG% (50.0) 3-Pt. FG% (47.6) FT% (90.0)

HOME: Stony Brook (21-8)

PLAYER	MP	FG-A	3FG-A	FT-A	TR	PF	A	TO	B	S	TP
Coley*	35	4-11	0-0	6-12	6	0	4	0	0	0	14
Dougher*	30	4-11	1-5	4-4	3	0	1	2	0	1	13
Rapier*	22	3-4	0-0	0-0	1	2	0	2	0	0	6
Joyner*	26	4-6	0-0	5-8	7	2	1	2	0	0	13
Brenton*	34	5-7	0-1	4-6	11	1	3	2	1	5	14
Carter	13	1-2	1-2	0-0	0	3	0	0	0	0	3
Jackson	19	4-6	2-4	3-4	0	0	1	0	1	0	13
Rouse	12	1-3	0-1	0-0	3	1	0	1	0	0	2
Hayes	7	0-2	0-1	0-0	0	3	1	1	0	0	0
McAllister	2	0-0	0-0	0-0	0	2	0	0	1	0	0
TEAM											
TOTALS	**200**	**26-52**	**4-14**	**22-34**	**36**	**14**	**11**	**10**	**3**	**6**	**78**

TOTAL FG% (50.0) 3-Pt. FG% (28.6) FT % (64.7)

Officials: Jeff Plunkett, Mike Pilla, John Regan (Alt: David Gray)
Attendance:

Score by Periods	1st	2nd	Total
Stony Brook	34	44 -	78
Binghamton	28	41 -	68

2013 TOURNAMENT (ALBANY)

Quarterfinals – March 9

#1 Stony Brook 72, #8 Binghamton 49

The Binghamton men's basketball team fell to top-seeded Stony Brook 72-49 in the quarterfinals of the America East Tournament, Saturday night at Albany's SEFCU Arena. The Seawolves shot 53 percent and forced 15 Bearcat turnovers en route to the 23-point victory. Binghamton was led by freshman Jordan Reed's game-high 16 points.

Stony Brook, who is fifth in the nation in field goal percentage defense, stymied the Bearcats to 40 percent shooting while committing just five turnovers. The Seawolves were in command throughout as Binghamton valiantly tried to chip away at the large halftime deficit. However, Stony Brook exceeded its first half shooting percentage by pouring in 58 percent of its shots in the second half. The Seawolves lead grew to as many as 31 in the final 30 minutes of play.

Reed was blanketed by two-time America East Defensive Player of the Year Tommy Brenton whenever the two were on the floor and double-teamed much of the night. The recently named third team all conference selection still managed 6-of-13 shooting while going a perfect 4-for-4 from the free throw line. Reed collected eight rebounds in 38 minutes of action.

Seniors Jimmy Gray and Taylor Johnston added 13 and 11, respectively for the Bearcats. Johnston scored all 13 of his points in the second half, as the duo combined for six second-half three pointers.

Visitors: Binghamton (3-27)

PLAYER	MP	FG-A	3FG-A	FT-A	TR	PF	A	TO	B	S	TP
Ralling*	26	2-5	0-0	0-0	1	2	0	1	0	0	4
Brown*	22	1-4	0-0	0-0	4	2	0	0	0	0	2
Reed*	38	6-13	0-2	4-4	8	3	1	5	0	0	16
Gray*	39	4-8	3-7	0-0	3	0	2	2	0	0	11
Horn*	18	0-2	0-1	0-0	2	2	1	0	0	2	0
Waller	15	1-4	0-1	1-2	6	1	0	0	0	0	3
Freeman	5	0-0	0-0	0-0	0	1	0	2	0	0	0
Ogundadegbe	1	0-0	0-0	0-0	0	0	0	0	0	0	0
Johnston	34	4-9	3-7	2-2	1	1	2	3	0	0	13
Rice	1	0-0	0-0	0-0	0	0	0	0	0	0	0
Williams	1	0-0	0-0	0-0	0	0	0	1	0	0	0
TEAM					3			1			
TOTALS	**200**	**18-45**	**6-18**	**7-8**	**28**	**12**	**6**	**15**	**0**	**2**	**49**

TOTAL FG% (40.0) 3-Pt. FG% (33.3) FT% (87.5)

HOME: Stony Brook (23-6)

PLAYER	MP	FG-A	3FG-A	FT-A	TR	PF	A	TO	B	S	TP
Warney*	26	5-6	0-0	2-5	9	1	0	0	0	2	12
Brenton*	29	0-0	0-0	1-6	3	2	4	1	0	3	1
King*	21	5-10	3-5	0-0	1	0	1	0	0	0	13
Jackson*	27	6-9	1-3	3-3	4	1	4	0	0	3	16
Coley*	26	4-8	2-4	1-2	7	1	3	0	1	0	11
Bracey	15	3-6	2-2	0-0	1	0	1	0	1	0	8
Dougher	13	1-2	0-1	1-2	0	0	2	1	0	0	3
Rouse	15	0-4	0-3	0-0	0	1	1	0	0	0	0
Hayes	5	0-0	0-0	0-0	0	1	0	0	0	0	0
McAllister	10	2-4	0-1	2-2	2	1	0	2	0	1	6
Mayo	13	1-2	0-0	0-0	3	1	0	1	1	0	2
TEAM					1						
TOTALS	**200**	**27-51**	**8-19**	**10-20**	**31**	**9**	**16**	**5**	**3**	**9**	**72**

TOTAL FG% (52.9) 3-Pt. FG% (42.1) FT % (50.0)

Officials: Bob Patey, Michael Alvaro, James Grady
Attendance: 3,821

Score by Periods	1st	2nd	Total
Binghamton	14	35 -	49
Stony Brook	37	35 -	72

2014 TOURNAMENT (ALBANY)

Quarterfinals – March 8

#3 Hartford 69, #6 Binghamton 42

Third-seeded Hartford (17-15) used 15-point runs early in each half to advance past sixth-seeded Binghamton (7-23) 69-42 in an America East quarterfinal game rom Albany's SEFCU Arena. The Hawks shot 52 percent and used a stifling defense to force 16 turnovers and limit BU to just 29 percent shooting.

The Bearcats cut an 11-point deficit to seven less than a minute into the second half on a pair of three-pointers from freshman guard Yosef Yacob. But the Hawks responded with a 17-2 run and never looked back, ending BU's season.

Binghamton's leading scorer and the No. 2 scorer in the conference, Jordan Reed, was held scoreless until midway through the second half and BU never got comfortable, managing just seven field goals in each half.

"It was a rough start to the game for the Bearcats, who misfired on 7-of-8 and found themselves down 17-3 eight minutes into the contest. Hartford hit 7-of-12 to start and BU compounded its problems with three turnovers in the first five minutes. Sophomore guard Karon Waller hit a three and a pair of free throws and freshman guard Marlon Beck II followed with a layup and three to key a 10-3 BU run that trimmed the deficit to seven, 20-13, with 6:12 left in the half. But the Hawks kept up their sharpshooting with three three-pointers in the final 3:01 and Hartford took a 31-20 lead into intermission. The Hawks shot 55 percent and made 6-of-10 threes.

Yacob scored a team-high 10 points.

Vistors: Binghamton (7-23)

Player	MP	FG-A	3FG-A	FT-A	TR	PF	A	TO	B	S	TP
Brown*	22	2-4	0-0	0-0	4	1	0	2	0	0	4
Waller*	18	2-6	1-3	2-2	1	0	2	0	0	0	7
Beck*	36	3-10	2-7	0-0	1	3	2	3	0	0	8
Reed*	31	2-12	0-2	3-5	5	4	2	3	1	2	7
Yacob*	33	3-6	2-3	2-5	0	4	1	5	0	1	10
Richards*	17	1-3	0-0	0-0	5	2	1	1	0	0	2
Moquete	22	1-5	1-4	0-0	1	1	0	0	0	0	3
Rinaldi	5	0-0	0-0	0-0	0	1	0	0	0	0	0
Ogundadegbe	8	0-2	0-1	1-2	4	0	0	0	0	1	1
Smith	4	0-0	0-0	0-0	0	0	1	0	0	0	0
Rice	4	0-1	0-0	0-0	0	0	0	1	0	0	0
TEAM					10			1			
TOTALS	**200**	**14-49**	**6-20**	**8-14**	**31**	**16**	**9**	**16**	**1**	**4**	**42**

TOTAL FG%(28.6) 3-Pt. FG% (30.0) FT% (57.1)

HOME: Hartford (17-15)

Player	MP	FG-A	3FG-A	FT-A	TR	PF	A	TO	B	S	TP
Nwakamma*	26	8-13	1-1	2-5	5	1	0	1	6	1	19
Cole*	21	1-3	1-3	0-0	0	3	0	1	0	1	3
Wroe*	28	4-5	1-2	0-0	8	3	1	1	0	0	9
Dyson*	29	6-11	4-8	3-5	3	2	1	3	0	1	19
Moore II*	30	1-4	0-0	1-1	4	1	7	1	0	2	3
Graham	11	0-0	0-0	0-0	3	0	0	0	0	0	0
Aska	6	0-2	0-2	0-0	1	1	0	0	0	0	0
Cooper	22	3-4	2-3	4-4	3	0	2	2	0	1	12
Oresky	1	0-0	0-0	0-0	1	0	0	0	0	0	0
Sikma	8	0-1	0-1	0-0	1	1	1	0	0	0	0
Faulk	12	1-3	0-1	2-4	0	4	0	1	0	0	4
Schneck	6	0-0	0-0	0-0	2	0	0	0	1	0	0
TEAM					0						
TOTALS	**200**	**24-46**	**9-21**	**12-19**	**31**	**16**	**12**	**10**	**7**	**6**	**69**

TOTAL FG% (52.2) 3-Pt. FG% (42.9) FT% (63.2)

Officials: Jeff Plunkett, Mark Shea, Gary Duda
Attendance: 1,743

Score by Periods	1st	2nd	Total
Binghamton	20	22 -	42
Hartford	31	38 -	69

2015 TOURNAMENT (STONY BROOK)

Quarterfinals - March 4
#3 Stony Brook 62, #6 Binghamton 57

Third-seeded Stony Brook (22-10) used a 14-0 run early in the second half to seize the lead and the host Seawolves withstood a gutsy effort from sixth-seeded Binghamton 62-57 in an America East men's basketball quarterfinal game Wednesday night at the Island FCU Arena.

The Bearcats (6-26), who led at the break, had a three-point shot to tie the game with 26 seconds left but it rattled out. After missing four straight free throws to leave the door open, the Seawolves made 4-of-4 in the final 26 seconds to seal the win. Twice in the last two minutes, BU cut its margin to three, the last on an offensive rebound and layup from sophomore forward Magnus Richards with 1:11 that made it 58-55.

"I'm proud of who we've become," head coach Tommy Dempsey said. "Our kids have resolve ... to have a chance to win the game in the last minute, that's really encouraging. We trust each other and learned how to fight together. I feel we can compete with anybody in the league right now. I can't wait to get to the offseason ... we're growing in so many ways and I'm excited. This will be a fun team to watch over the next couple of years."

Freshman forward Willie Rodriguez scored a game-high 19 points and classmate Romello Walker added 10 points and eight rebounds. Binghamton's defense held the Seawolves to 39 percent shooting.

The Bearcats came out strong, hitting 6-of-10 shots to start the game. Binghamton trailed 16-13 midway through the half before using a 12-6 run to secure a 25-23 halftime lead. Rodriguez tallied eight points, including four straight during the run, and sophomore forward Magnus Richards hit 2-of-3 and grabbed a pair of big offensive boards. On defense, BU absorbed three charges, held SBU scoreless for more than six minutes and an active zone held the hosts to 31 percent shooting in the period.

Visitors: Binghamton (6-26)

PLAYER	MP	FG-A	3FG-A	FT-A	TR	PF	A	TO	B	S	TP
Ahearn*	22	2-5	0-0	0-0	3	5	2	3	0	0	4
Rodriguez*	37	6-14	1-4	6-9	6	3	0	2	1	0	19
Beck *	37	3-7	2-4	0-0	2	2	4	1	0	1	8
Walker*	35	4-9	1-3	1-2	8	4	0	4	0	0	10
McFadden*	32	3-7	1-3	1-1	5	2	0	3	0	1	5
Richards	18	2-3	0-0	1-2	5	3	0	3	1	2	5
Yacob	14	1-4	1-2	0-0	1	1	0	1	0	0	3
Rinaldi	5	0-0	0-0	0-0	1	2	0	0	0	0	0
Team					2						
TOTALS	**200**	**21-49**	**6-16**	**9-14**	**33**	**22**	**6**	**17**	**2**	**4**	**57**

TOTAL FG%(42.9) 3-Pt. %(37.5) FT%(64.3)

HOME: Stony Brook (22-10)

PLAYER	MP	FG-A	3FG-A	FT-A	TR	PF	A	TO	B	S	TP
Warney*	38	4-8	0-0	3-5	14	2	3	0	1	2	11
McGrew*	25	5-7	0-0	4-6	8	4	1	2	0	0	14
Thrower*	19	1-4	1-2	1-2	1	2	2	1	0	0	4
Puriefoy*	38	5-13	2-6	2-6	3	2	5	2	0	3	14
Nyama*	28	1-6	1-4	5-5	2	1	1	2	0	0	8
Mitchell	24	0-3	0-1	0-1	3	4	2	3	0	1	0
Sturdivant	14	2-4	0-0	1-2	3	0	0	1	0	0	5
Sekunda	3	0-2	0-2	0-0	0	0	0	0	0	0	0
Braley	3	0-0	0-0	0-0	1	0	0	1	0	0	0
King	8	2-5	1-3	1-2	0	0	0	0	0	1	6
Team					2						
TOTALS	**200**	**20-52**	**5-18**	**17-29**	**37**	**15**	**14**	**12**	**1**	**7**	**62**

TOTAL FG%(38.5) 3-Pt. FG%(27.8) FT%(58.6)

Officials: Ron Tyburski, Andrew Maira, Nathan Farrell
Attendance: 3,289

Score by Periods:	1st	2nd	Total
Binghamton	25	32-	57
Stony Brook	23	39-	62

2016 TOURNAMENT (NEW HAMPSHIRE)

Quarterfinals - March 2
#4 New Hampshire 56, #5 Binghamton 51

Fourth-seeded New Hampshire (19-11) turned 13 offensive rebounds into 14 more shot attempts and the Wildcats fended off fifth-seeded Binghamton men's basketball (8-22) 56-51 in an America East quarterfinal game Wednesday night at Lundholm Gymnasium.

Binghamton made three more field goals and held UNH to 27 percent shooting but the Wildcats sank five free throws in the last 1:03 to seal the win.

"Give New Hampshire credit ... they found a way to get it done on a night that I thought we guarded them well and defended at a high level," head coach Tommy Dempsey said. "They got offensive rebounds to extend some critical possessions and then made their free throws at the end."

The Bearcats held their last lead, 39-38, when sophomore forward Willie Rodriguez hit a three-pointer from the top of the key. New Hampshire, however, scored the next five points - three courtesy of foul shots - and the hosts never relinquished the lead thereafter.

Rodriguez wound up with a team-high 17 points, with 13 coming in the second half.

Freshman point guard Timmy Rose tallied a season-high 15 points and classmate Everson Davis added 12 points. The game was tied seven times and featured seven lead changes. Rose was hot out of the gate for the Bearcats. In just his second collegiate start, he hit his first three shots and tallied seven points in a 1:12 span early in the game.

The Bearcats made 4-of-7 to begin and led 14-10 after 5:40. Davis took over midway through the period and wound up with 10 points at intermission.

Visitors: Binghamton (8-22)

PLAYER	MP	FG-A	3FG-A	FT-A	TR	PF	A	TO	B	S	TP
Bruce*	25	1-2	0-0	0-0	4	2	0	0	0	0	2
Rodriguez*	36	6-9	2-4	3-6	5	2	0	5	1	1	17
Beck*	30	0-3	0-3	0-0	1	3	0	2	0	0	0
Rose*	35	7-15	1-5	0-1	8	3	5	1	0	1	15
Davis*	27	4-9	0-3	4-6	2	4	0	2	1	0	12
Rinaldi	4	0-0	0-0	0-0	1	0	0	0	0	0	0
Ahearn	22	0-4	0-0	3-4	5	3	0	1	0	0	3
McFadden	6	0-1	0-1	0-0	1	2	0	0	0	0	0
Schurman	6	0-0	0-0	0-0	0	0	0	0	0	0	0
Perovic	9	1-2	0-1	0-0	3	2	0	0	0	0	2
Team					4						
TOTALS	200	19-45	3-17	10-17	34	21	5	11	2	2	51

TOTAL FG% (42.2) 3-Pt. % (17.6) FT% (58.8)

HOME: New Hampshire (19-11)

PLAYER	MP	FG-A	3FG-A	FT-A	TR	PF	A	TO	B	S	TP
Camara*	16	2-5	0-0	0-0	7	3	1	1	0	0	4
Leissner*	38	4-12	1-5	5-6	11	3	1	1	0	0	14
Smith*	38	2-11	0-3	4-4	4	3	2	1	0	1	8
Jordan*	18	1-7	0-5	1-2	1	0	3	0	0	0	3
Bramanti*	29	0-3	0-2	0-0	5	2	1	1	0	0	0
Armstrong	26	1-7	0-1	2-4	4	1	0	0	0	0	4
Dion	34	6-14	4-12	7-7	3	2	0	0	0	0	23
McNamara	1	0-0	0-0	0-0	0	0	0	0	0	0	0
Team					2						
TOTALS	200	16-59	5-28	19-23	37	14	8	4	0	1	56

TOTAL FG% (27.1) 3-Pt. % (17.9) FT% (82.6)

Officials: Ron Tyburski, Andrew Maira, Gary Duda
Attendance: 1,866

Score by Periods:	1st	2nd	Total
Binghamton	25	26-	51
New Hampshire	27	29-	56

2017 TOURNAMENT (STONY BROOK)

Quarterfinals - March 1
#2 Stony Brook 70, #7 Binghamton 60

Second-seeded Stony Brook (18-12) opened the game with a 29-8 run and fended off seventh-seeded Binghamton men's basketball (12-20) down the stretch, 70-60 in an America East tournament quarterfinal game Wednesday night at the Island Federal Credit Union Arena. The Seawolves made 10-of-12 free throws in the final 1:34 to thwart a late BU rally.

Down 54-37 with 9:21 remaining, the Bearcats embarked on a 9-0 run in 2:49 to pull within eight. Senior guard Marlon Beck drilled a three-pointer that made it 54-46. Then with 2:22 left, sophomore guard Timmy Rose converted a driving layup that again brought the Bearcats to within eight. After a Stony Brook turnover, BU had two good looks at the rim to pull closer but each shot rolled off. The Seawolves then put the game away with 10 free throw makes in the final 1:34. Rose and Rodriguez combined for seven points in the final minute but the Bearcats couldn't pull closer than seven.

Junior forward Willie Rodriguez posted 20 points and a career-high 14 rebounds and classmate Bobby Ahearn added 15 points and seven boards. But no other player had more than two field goals and BU hindered its chances with 11 misses at the free throw line.

Despite being down 21 points 11 minutes into the game, the Bearcats won the battle on the glass against the bigger Seawolves (42-39) and held an edge in the paint, testament to their grit throughout the game..

Visitors: Binghamton (12-20)

PLAYER	MP	FG-A	3FG-A	FT-A	TR	PF	A	TO	B	S	TP
Ahearn*	32	4-8	2-2	5-7	7	2	0	1	0	0	15
Bruce*	34	2-8	0-0	4-6	5	4	0	0	0	0	8
Rose*	32	2-7	0-2	3-4	4	3	4	2	0	0	7
Davis*	21	0-7	0-1	2-4	7	4	0	2	0	0	2
Rodriguez*	32	7-16	1-4	5-8	14	3	1	1	0	1	20
Beck*	17	1-3	1-3	3-4	1	1	2	0	0	4	6
Yacob	9	1-4	0-3	0-0	0	1	0	1	0	0	2
Rinaldi	9	0-0	0-0	0-0	0	1	0	1	0	0	0
Schurman	3	0-0	0-0	0-0	0	1	0	0	0	0	0
Perovic	11	0-2	0-1	0-0	0	1	0	0	0	0	0
Team					4						
TOTALS	200	17-55	4-16	22-33	42	21	7	9	0	5	60

TOTAL FG% (30.9) 3-Pt. % (25.0) FT% (66.7)

HOME: Stony Brook (18-12)

PLAYER	MP	FG-A	3FG-A	FT-A	TR	PF	A	TO	B	S	TP
Saintel*	15	1-2	0-0	0-0	5	1	1	1	0	0	2
Sturdivant*	15	1-3	0-0	0-1	2	5	0	0	0	0	2
Mitchell*	10	0-2	0-1	0-0	0	1	3	0	0	0	0
Nyama*	28	2-6	0-3	1-3	2	5	1	3	0	1	5
Woodhouse*	39	9-14	5-7	1-2	3	1	2	3	0	0	24
Iroegbu	27	2-7	2-7	2-2	3	2	2	0	0	1	8
Almonacy	1	0-0	0-0	0-0	0	0	0	0	0	0	0
Yeboah	26	5-10	2-4	9-10	16	4	0	1	0	1	21
Sekunda	14	1-6	1-5	0-0	1	1	1	1	0	0	3
Petras	25	0-2	0-0	5-7	6	3	0	0	0	1	5
Team					1						
TOTALS	200	21-52	10-27	18-25	39	23	10	10	0	5	70

TOTAL FG% (40.4) 3-Pt. % (37.0) FT% (72.0)

Officials: Nathan Farrell, Lionel Butler, Marek Drabinski
Attendance: 2,750

Score by Periods:	1st	2nd	Total
Binghamton	25	26-	51
New Hampshire	27	29-	56

2019 TOURNAMENT (STONY BROOK)

Quarterfinals - March 9
#7 Binghamton 78, #2 Stony Brook 72

Seventh-seeded Binghamton men's basketball (10-22) roared out of the gate, built a 24-point lead and held off second-seeded Stony Brook (24-8) 78-72 to advance to the America East semifinals for the first time in 10 years.

The No. 7 seed was 2-31 all-time vs. the No. 2 seed in the America East tournament.

But the Bearcats seized the lead early, stretched it to as many as 24 points and then hung on in the frantic closing minutes to defeat a heavily-favored Seawolves team that came in with 24 wins and votes in the national Mid-Major Top 25 poll.

Senior guard J.C. Show steadied BU down the stretch with 11 second-half points (19 for the game) and BU made just enough free throws to fend off the hard-charging hosts. Show drained a pair of 3-pointers in a 2:07 span to give BU a 69-55 lead with 4:43 left. He then made a pair of free throws with 2:22 left to lift the lead back up to double figures, 71-61. A string of four straight misses from the foul line allowed Stony Brook to bring it back to within three, 72-69, with 0:48 left. But senior guard Everson Davis made 3-of-4 free throws and freshman guard Sam Sessoms added three points in the final 17 seconds to seal the win.

A day after being named the league's Rookie of the Year, Sessoms hit 11-of-24 for a team-high 26 points and he just missed a double-double with nine rebounds. Senior forward Caleb Stewart added 16 points and three blocks.

Visitors: Binghamton (10-22)

PLAYER	MP	FG-A	3FG-A	FT-A	TR	PF	A	TO	B	S	TP
C. Stewart*	33	5-9	3-7	3-3	4	4	0	2	3	0	16
Barnard*	13	1-2	0-0	0-2	3	5	1	1	1	2	2
Sessoms*	38	11-24	3-9	1-6	9	1	4	5	0	0	26
Davis*	31	2-8	0-2	3-4	5	1	0	1	0	2	7
Show*	39	6-7	4-5	3-4	4	1	0	3	0	1	19
Caldwell	10	1-2	0-1	0-0	1	2	0	0	0	0	2
Rose	10	0-1	0-0	2-2	2	1	1	0	0	0	2
Anyichie	26	2-6	0-0	0-0	7	5	1	1	1	1	4
Team					4						
TOTALS	200	28-59	10-24	12-21	39	20	7	14	5	6	78

TOTAL FG% (47.5) 3-Pt. % (41.7) FT% (57.1)

HOME: Stony Brook (24-8)

PLAYER	MP	FG-A	3FG-A	FT-A	TR	PF	A	TO	B	S	TP
Olaniyi*	36	9-21	1-7	8-12	9	1	2	4	1	1	27
Yeboah*	25	3-121	1-7	6-7	7	4	1	0	0	0	13
Otchere*	27	0-2	0-0	1-3	8	2	1	1	2	0	1
Cornish*	37	6-13	1-5	0-0	4	4	4	0	0	4	13
Latimer*	28	2-3	2-3	0-0	4	2	4	1	0	1	6
Moor	10	2-3	1-1	0-0	2	2	2	2	0	1	5
Long	7	0-0	0-0	0-0	0	0	0	2	0	1	0
McKenzie	3	0-0	0-0	0-0	0	0	0	0	0	0	0
Garcia	25	2-7	0-0	3-3	5	2	0	2	0	2	7
Ochefu	2	0-0	0-0	0-0	1	1	0	0	0	0	0
TOTALS	200	24-61	6-23	18-25	40	18	14	12	3	10	72

TOTAL FG% (39.3) 3-Pt. % (26.1) FT% (72.0)

Officials: Courtney Green, Edwin Young, John Garbinski
Attendance: 3,108

Score by Periods:	1st	2nd	Total
Binghamton	43	35-	78
Stony Brook	25	47-	72

2019 TOURNAMENT (VERMONT)

Semfinals - March 12
#1 Vermont 84, #7 Binghamton 51

Top-seeded Vermont (26-6) closed the first half with a decisive 30-5 run and defeated seventh-seeded Binghamton (10-23) 84-51 in the America East semifinals at Patrick Gymnasium.

The Bearcats were coming off a quarterfinal upset of second-seeded Stony Brook and only trailed by five, 22-17, with just over nine minutes remaining in the first half. But the regular season champion Catamounts exploded for 30 points in the final nine minutes, thanks in part to 10-of-15 shooting from 3-point range.

Vermont shot 68 percent in the first half (21-of-31), led 52-22 at the break and advanced to their fourth straight America East championship game.

Binghamton played a near-even second half but the damage was done. The Bearcats were led by senior forward Caleb Stewart, who had 16 points.

The game was the final collegiate game for BU seniors Stewart, J.C. Show, Everson Davis and Timmy Rose.

.

Visitors: Binghamton (10-23)

PLAYER	MP	FG-A	3FG-A	FT-A	TR	PF	A	TO	B	S	TP
Barnard*	32	2-3	0-0	2-3	3	2	0	1	0	0	6
Sessoms*	27	0-6	0-3	0-0	0	3	3	4	0	0	0
C. Stewart*	38	6-16	4-12	0-0	3	1	2	1	2	1	16
Davis*	23	3-6	1-2	0-0	4	1	1	1	1	0	7
Show*	38	3-7	2-4	0-0	2	2	0	2	0	3	8
Caldwell	16	3-6	2-3	0-0	1	0	1	0	0	0	8
Rose	16	2-4	0-0	0-0	2	0	1	0	0	0	4
Anyichie	10	1-1	0-0	0-0	3	1	0	0	1	0	2
Team					2						
TOTALS	200	20-49	9-24	2-3	20	10	8	9	4	4	51

TOTAL FG% (40.8) 3-Pt. % (37.5) FT% (66.7)

HOME: Vermont (26-6)

PLAYER	MP	FG-A	3FG-A	FT-A	TR	PF	A	TO	B	S	TP
Smith	26	10-14	8-10	0-0	5	1	1	1	0	1	28
Lamb	28	9-12	0-0	0-0	3	0	7	0	1	2	18
Dingba	21	1-2	0-0	0-0	5	1	3	1	0	1	2
Er. Duncan	21	3-6	2-5	0-0	3	0	4	0	0	0	8
Shungu	21	1-2	1-1	0-0	4	2	2	2	1	0	3
R. Duncan	19	1-3	0-2	0-0	3	3	0	1	0	2	2
Patella	12	1-2	1-1	0-0	2	0	0	0	1	1	3
Mall	13	3-5	0-1	0-0	1	0	1	0	0	0	6
Kpedi	8	0-1	0-0	6-6	2	1	0	0	0	0	6
Ev. Duncan	20	2-5	2-5	0-0	0	3	0	0	0	0	6
Garrison	1	0-1	0-0	0-0	0	0	1	0	0	0	0
Davis	10	1-2	0-0	0-0	1	2	1	2	0	0	2
Team					4						
TOTALS	200	32-55	14-25	6-6	33	13	20	7	3	7	84

TOTAL FG% (58.2) 3-Pt. % (56.0) FT% (100.0)

Officials: D.J. Carstensen, Bill McCarthy, Rob Riley
Attendance: 3,266

Score by Periods:	1st	2nd	Total
Binghamton	22	29-	51
Vermont	52	32-	84

2021 TOURNAMENT (HARTFORD)

First Round - Feb. 27
#4 Hartford 77, #9 Binghamton 60

Host and fourth-seeded Hartford (12-8) used an 18-4 run midway through the second half to pull away from Binghamton 77-60 in an America East tournament first round game at Chase Arena.

The Bearcats were hampered by cold shooting all afternoon but used a 10-0 run to trim a 19-point deficit to nine, 49-40, with 11:37 to play. But Hartford responded with eight straight points and the larger, deciding 18-4 run was the difference. Binghamton shot 34% for the game and made just 6-of-35 3-point attempts.

Sophomore guards Dan Petcash (15 pts.) and Tyler Bertram (14 pts.) led the Bearcats. Classmate Hakon Hjalmarsson added 11 points and seven rebounds and senior center Thomas Bruce chipped in with nine points (4-for-4 FG) and five boards.

Hartford opened the game with an 18-9 run and led 34-24 at half. The Hawks then used a 15-6 run to open the second half, extending their cushion to 49-30, before Binghamton countered. The hosts shot 47% and made 10 3-pointers to keep BU at bay.

.

Visitors: Binghamton (4-14)

PLAYER	MP	FG-A	3FG-A	FT-A	TR	PF	A	TO	B	S	TP
Petcash*	37	4-10	1-3	6-6	3	1	2	2	1	0	15
Bertram*	37	5-18	3-14	1-1	2	2	1	3	0	3	14
Bruce*	23	4-4	0-0	1-3	5	2	2	1	1	1	9
Tinsley*	26	3-5	0-2	0-0	6	4	1	1	0	0	6
Mills*	26	1-6	1-3	0-0	4	1	1	1	0	0	3
Hjalmarsson	30	5-14	1-6	0-0	7	4	2	1	0	0	11
Beamer	17	1-7	0-5	0-1	6	2	1	0	0	0	2
Hinckson	4	0-3	0-2	0-0	0	1	0	0	0	0	0
Team					4			1			
TOTALS	200	23-67	6-35	8-11	37	17	10	10	2	4	60

TOTAL FG% (34.3) 3-Pt. % (17.1) FT% (72.7)

HOME: Hartford (12-8)

PLAYER	MP	FG-A	3FG-A	FT-A	TR	PF	A	TO	B	S	TP
Williams*	35	10-15	3-4	6-7	15	0	2	1	1	1	29
Marks*	38	5-12	1-5	0-0	4	4	5	2	0	0	11
Stafl*	33	5-10	0-1	1-2	7	4	2	1	0	0	11
Carter*	29	3-7	3-6	0-0	1	3	5	4	0	1	9
Mitchell*	35	2-11	1-7	0-0	8	1	3	0	0	0	5
Henry	18	3-4	1-1	0-0	1	2	1	3	0	0	7
Dunne	5	1-1	1-1	2-2	1	0	0	0	0	0	5
McClain	3	0-2	0-1	0-0	0	1	0	0	0	0	0
Dombek	1	0-0	0-0	0-0	1	0	0	0	0	0	0
McCravy	1	0-0	0-0	0-0	0	0	0	0	0	0	0
Siplovsky	1	0-0	0-0	0-0	0	0	0	0	0	0	0
Hobbs	0	0-0	0-0	0-0	0	1	0	0	0	0	0
Team					4						
TOTALS	200	29-62	10-26	9-11	42	16	18	11	1	2	77

TOTAL FG% (46.8) 3-Pt. % (38.5) FT% (81.8)

Officials: King Whetstone, Michael Kitts, John Floyd
Attendance: 0

Score by Periods:	1st	2nd	Total
Binghamton	24	36-	60
Hartford	34	43-	77

2022 TOURNAMENT (NEW HAMPSHIRE)

Quarterfinals - March 6
#6 Binghamton 72, #3 New Hampshire 69

Junior guard Jacob Falko scored a game-high 21 points and sophomore guard John McGriff converted an off-balance, driving layup with 30 seconds left to lead sixth-seeded Binghamton to a 72-69 upset win over third-seeded New Hampshire at Lundholm Gymasium.

Falko returned to the lineup after an ankle injury kept him out of three straight games and his 15 second-half points lifted the Bearcats to their second semifinal berth in the last four years. Binghamton will head to top-seeded Vermont for a 7 p.m. game Wednesday in Burlington.

The back-and-forth game featured 12 lead changes before Binghamton used a 13-1 run to seize the lead late. After a 3-pointer from junior guard Tyler Bertram, BU led 70-64 with 1:31 left before the Wildcats made one final push. UNH scored five straight and hit a 3 to pull within one, 70-69 with 50 seconds left. But McGriff weaved his way to the basket and converted a difficult bucket to extend the lead to three, 72-69. After a series of UNH intentional fouls and a front-end miss by the Bearcats, UNH was off the mark with a 3-attempt at the buzzer.

Falko hit 4-of-9 from 3-point range and added five assists in 33 gutsy minutes, just days after his status looked bleak. As a team, BU made 11-of-23 from deep and improved to 9-1 when they reach 70 points.

Junior forward Christian Hinckson contributed nine points and a game-high 12 rebounds despite nursing foul trouble.

Visitors: Binghamton (12-16)

PLAYER	MP	FG-A	3FG-A	FT-A	TR	PF	A	TO	B	S	TP
Falko*	33	8-17	4-9	1-2	2	3	5	4	0	1	21
Akuwovo*	27	4-5	0-0	2-2	5	4	1	2	0	0	10
Hinckson*	29	3-6	2-2	1-2	12	5	0	2	2	0	9
McGriff*	36	4-12	0-3	0-1	1	2	6	2	0	2	8
Petcash*	22	1-3	1-1	0-0	2	3	0	0	0	0	3
Bertram	30	4-8	3-4	1-1	3	1	1	1	0	0	12
Beamer	12	2-4	1-3	0-0	1	1	0	0	0	2	5
Tinsley	9	1-3	0-1	0-0	3	0	1	0	0	0	2
Willis	1	1-1	0-0	0-0	0	0	0	0	0	0	2
White	1	0-0	0-0	0-0	0	0	0	0	0	0	0
Team					4						
TOTALS	200	28-59	11-23	5-8	33	19	14	11	2	5	72

TOTAL FG% (47.5) 3-Pt. % (47.8) FT% (62.5)

HOME: New Hampshire (15-13)

PLAYER	MP	FG-A	3FG-A	FT-A	TR	PF	A	TO	B	S	TP
Martinez*	38	6-12	3-7	2-6	6	1	2	2	1	0	17
Tchoukuiegno*	40	5-9	2-3	3-4	6	1	4	2	0	0	15
Guadarrama*	40	4-11	2-9	1-5	4	2	1	3	0	2	11
Johnson*	35	4-10	0-2	1-2	8	2	2	0	0	1	9
Mattos*	10	1-3	0-0	2-3	5	2	0	1	0	1	4
Foster	30	4-8	2-4	0-0	3	3	1	0	0	0	10
Murphy	5	1-1	0-0	1-2	2	0	0	0	0	0	3
Lester	2	0-0	0-0	0-0	0	0	0	0	0	0	
Team					4						
TOTALS	200	25-54	9-25	10-22	38	11	10	8	1	4	69

TOTAL FG% (46.3) 3-Pt. % (36.0) FT% (45.5)

Officials: Mike Nardonne, Will Flowers, Evan Burroughs
Attendance: 853

Score by Periods:	1st	2nd	Total
Binghamton	36	36-	72
New Hampshire	34	35-	69

2022 TOURNAMENT (VERMONT)

Semifinals - March 9
#1 Vermont 74, #6 Binghamton 42

Top-seeded Vermont (26-5) built a 12-point halftime lead and went on to a 74-42 win over sixth-seeded Binghamton in an America East semifinal at Patrick Gymnasium.

The Catamounts, unbeaten at home this season and No. 60 in the country (NET), received 42 combined points from first team all-conference players Ryan Davis and Ben Shungu.

Binghamton trimmed its deficit to eight, 39-31, one minute into the second half. But the Catamounts responded with a 17-3 run to pull away.

Junior guard Jacob Falko led the Bearcats with 13 points. Sophomore guard John McGriff and junior forward Christian Hinckson added seven points apiece.

The Bearcats were within a point, 14-13, eight minutes into the game before the Catamounts used an 18-4 run spanning 6+ minutes to break away. Vermont was shooting at a 60 percent clip for much of the half and extended its lead to as many as 17 points before the Bearcats brought it back to 12, 39-27 at half.

The loss concluded a Bearcats season that featured its most conference wins in 12 years (8), an upset road win in the quarterfinals and a second trip to the semifinals in the last four years. All for a team that was picked to finish last in the 10-team standings.

.

Visitors: Binghamton (12-17)

PLAYER	MP	FG-A	3FG-A	FT-A	TR	PF	A	TO	B	S	TP
Falko*	32	4-10	1-3	4-6	5	2	2	1	1	1	13
Akuwovo*	20	2-3	0-0	0-1	4	3	1	3	1	0	4
Hinckson*	28	3-9	1-3	0-0	4	5	0	2	1	1	7
McGriff*	26	3-8	1-2	0-0	1	2	1	3	0	0	7
Petcash*	24	2-3	0-1	0-0	3	2	0	0	0	0	4
Bertram	24	1-4	1-2	2-4	4	3	1	1	0	0	5
Hjalmarsson	3	1-2	0-0	0-0	0	0	0	0	0	0	2
Beamer	12	0-3	0-1	0-0	1	1	0	0	0	0	0
Tinsley	15	0-1	0-0	0-0	3	0	0	0	0	0	0
Amos	3	0-0	0-0	0-0	1	0	0	1	0	0	0
White	8	0-0	0-0	0-0	0	1	0	0	1	0	0
Athuai	3	0-0	0-0	0-0	0	0	0	0	0	0	0
Brodsky	2	0-1	0-1	0-0	0	0	0	0	0	0	0
Team					3			2			
TOTALS	200	16-44	4-13	6-11	29	19	5	13	5	2	42

TOTAL FG% (36.4) 3-Pt. % (30.8) FT% (54.5)

HOME: Vermont (27-5)

PLAYER	MP	FG-A	3FG-A	FT-A	TR	PF	A	TO	B	S	TP
Shungu*	31	10-18	3-9	0-3	4	1	1	2	0	2	23
Davis*	22	8-12	2-3	1-1	3	3	1	0	1	0	19
Mazzulla*	29	0-0	0-0	3-4	6	3	1	1	0	2	3
Powell*	28	0-4	0-1	3-4	7	0	3	0	1	0	3
Sullivan*	23	1-5	0-2	0-0	4	3	3	1	0	1	2
Deloney	17	2-6	1-4	2-2	0	1	3	0	0	0	7
Fiorillo	16	2-4	1-2	2-2	4	1	1	0	0	1	7
Gibson	9	2-2	2-2	0-0	1	0	1	0	0	0	6
Duncan	19	1-2	1-1	1-2	0	2	1	0	0	1	4
Guillory	2	0-0	0-0	0-0	1	0	0	0	0	0	0
Patella	2	0-0	0-0	0-0	1	0	0	0	0	0	0
Lefebvre	2	0-0	0-0	0-0	0	0	0	0	0	0	0
Team					3						
TOTALS	200	26-53	10-24	12-18	34	14	15	4	2	7	74

TOTAL FG% (49.1) 3-Pt. % (41.7) FT% (66.7)

Officials: Will Flowers, Carl Luciano, Adam vandenburgh
Attendance: 2,290

Score by Periods:	1st	2nd	Total
Binghamton	27	15-	42
Vermont	39	35-	74

2001-02

GEORGE WASHINGTON RED AUERBACH CLASSIC

Washington, D.C.
Nov. 23: George Washington 69, Binghamton 52
Nov. 24: Binghamton 53, Stony Brook 51
All-Tournament Team: Jeffrey Daws

BALL STATE FIRST MERCHANTS CLASSIC

Muncie, Indiana
Nov. 30: Austin Peay 54, Binghamton 51
Dec. 1: Elon 77, Binghamton 70
All-Tournament Team: Charles Baker

2002-03

IOWA STATE CYCLONE CHALLENGE

Ames, Iowa
Dec. 6: Binghamton 74, Denver 69
Dec. 7: Iowa State 86, Binghamton 56
All-Tournament Team: Anthony Green

2003-04

TOP OF THE WORLD CLASSIC

Fairbanks, Alaska
Nov. 21: St. Mary's 76, Binghamton 58
Nov. 22: Idaho State 78, Binghamton 62
Nov. 23: Binghamton 72, VMI 63

CENTRAL CONNECTICUT STATE MOHEGAN SUN CLASSIC

New Britain, Connecticut
Nov. 29: Loyola Marymount 67, Binghamton 56
Nov. 30: Binghamton 38, Charleston Southern 34
All-Tournament Team: Nick Billings

2004-05

CISCO SYSTEMS PRESEASON NIT

Ann Arbor, Mich.
Nov. 15: Michigan 59, Binghamton 46

MARQUETTE BLUE & GOLD CLASSIC

Milwaukee, Wis.
Nov. 19: Kent State 77, Binghamton 52
Nov. 20: Binghamton 57, Sam Houston St. 44

FLORIDA INTERNATIONAL HOLIDAY CLASSIC

Miami, Fla.
Dec. 27: Ohio 67, Binghamton 63
Dec. 28: Binghamton 65, Colgate 61
All-Tournament Team: Andre Heard

2005-06

UTAH STATE GOSSNER FOODS CLASSIC

Logan, Utah
Dec. 29: Binghamton 59, Idaho State 46
Dec. 30: Utah State 81, Binghamton 47
All-Tournament Team: Andre Heard

2006-07

COMCAST NEW MEXICO LOBO INVITATIONAL

Albuquerque, N.M.
Dec. 28: Pepperdine 90, Binghamton 83
Dec. 29: Binghamton 78, Alcorn St. 65
All-Tournament Team: Mike Gordon

2009-10

O'REILLY AUTO PARTS CBE CLASSIC

Pittsburgh, Pa.
Nov. 17: Pittsburgh 71, Binghamton 46
Cullowhee, N.C.
Nov. 23: Duquesne 70, Binghamton 52
Nov. 24: Western Carolina 73, Binghamton 44
Nov. 25: Binghamton 66, Ark. Monticello 56
All-Tournament Team: Greer Wright

DRAKE CHALLENGE

Des Moines, Iowa
Dec. 12: Drake 77, Binghamton 76
Dec. 13: South Dakota 89, Binghamton 77
All-Tournament Team: Greer Wright

ST. MARY'S (CALIF.) CLASSIC

Moraga, Calif.
Dec. 29: St. Mary's 85, Binghamton 57
Dec. 30: Stephen F. Austin 64. Binghamton 43
All-Tournament Team: Chretien Lukusa

2017-18

CANCUN CHALLENGE

Nov. 16: George Mason 69, Binghamton 57
Fairfax, Va.
Nov. 18: Evansville 66, Binghamton 61
Evansville, In.
Nov. 21: Montana State 74, Binghamton 64
Cancun, Mexico
Nov. 22: Binghamton 70, Cal. St. Northridge 65
Cancun, Mexico

2018-19

CNY HOOPS CLASSIC

Nov. 6: Cornell 86, Binghamton 79
Nov. 9: NJIT 74, Binghamton 57
Nov. 12: Misericorida 64, Binghamton 107
Nov. 16: Northwestern 82, Binghamton 54
Nov 19: Colgate 76, Binghamton 68

Year	Coach	W-L	Pct.	Conference	W-L (place)	MVP	Conference Tourney
1946-47	Bert Broder	7-4	.636			N/A	
1947-48	Gene Welborn	5-14	.263			N/A	
1948-49	Gene Welborn	8-12	.400			N/A	
1949-50	Gene Welborn	14-8	.636			Richard Powell	
1950-51	Gene Welborn	10-12	.455			N/A	
1951-52	Richard Powell	5-18	.217			Gene Kobylarz	
1952-53	John Natale	1-17	.056			N/A	
1953-54	John Natale	3-14	.176			N/A	
1954-55	John Natale	7-11	.389			Gerald Meade	
1955-56	John Natale	1-15	.063			Joe Garbarino	
1956-57	Frank Pollard	1-14	.068			Joe Garbarino	
1957-58	Frank Pollard	1-13	.071			N/A	
1958-59	Frank Pollard	3-12	.200			Jim Davis	
1959-60	Frank Pollard	6-8	.429			James Higgins	
1960-61	Frank Pollard	11-6	.647			Jim Davis	
1961-62	Frank Pollard	14-3	.824			Mickey Greenberg	
1962-63	Frank Pollard	6-10	.375			Mickey Greenberg	
1963-64	Frank Pollard	2-13	.133			N/A	
1964-65	Frank Pollard	4-12	.250			N/A	
1965-66	Frank Pollard	4-12	.250			John Wojcio	
1966-67	Frank Pollard	10-6	.625			Neil Wilensky	
1967-68	Frank Pollard	6-10	.375			Larry Gainen	
1968-69	Frank Pollard	7-10	.412			Jay Noble	
1969-70	Frank Pollard	5-12	.294			Tom Gomulka	
1970-71	Frank Pollard	6-11	.353			N/A	
1971-72	Frank Pollard	6-12	.333			Bill Marion	
1972-73	John Affleck	11-9	.550			N/A	
1973-74	John Affleck	9-15	.346			N/A	
1974-75	John Affleck	13-10	.565	SUNYAC	5-5 (3rd East)	Kurt Mohney	
1975-76	John Affleck	14-10	.583	SUNYAC	4-6 (4th East)	Kurt Mohney	
1976-77	John Affleck	9-16	.360	SUNYAC	4-6 (6th East)	N/A	
1977-78	John Affleck	10-14	.417	SUNYAC	4-5 (T-6th East)	Ken Levey	
1978-79	John Affleck	7-17	.292	SUNYAC	2-9 (6th East)	Charlie Heins	
1979-80	John Affleck	5-19	.208	SUNYAC	1-9 (6th East)	Richard Wunder	
1980-81	John Affleck	10-15	.400	SUNYAC	3-7 (T-4th East)	Charlie Heins	
1981-82	John Affleck	3-18	.143	SUNYAC	2-8 (5th East)	Marty Young	
1982-83	John Affleck	9-15	.375	SUNYAC	1-8 (6th East)	N/A	
1983-84	Dave Archer	16-10	.615	SUNYAC	5-4 (4th East)	Greg Pollard	
1984-85	Dave Archer	14-11	.560	SUNYAC	5-5 (3rd East)	Greg Fleming	
1985-86	Dave Archer	14-14	.500	SUNYAC	5-7 (3rd East)	Mark Jones	
1986-87	Dave Archer	10-15	.400	SUNYAC	4-8 (5th East)	Mark Jones	
1987-88	Dave Archer	9-17	.346	SUNYAC	5-5 (4th East)	Mark Jones	
1988-89	Dave Archer	7-18	.280	SUNYAC	3-7 (6th East)	Mark Jones	
1989-90	Dave Archer	8-17	.320	SUNYAC	6-9 (5th East)	Chris Jackey	
1990-91	Dave Archer	9-16	.360	SUNYAC	5-10 (5th East)	N/A	
1991-92	Dick Baldwin	19-7	.731	SUNYAC	13-2 (1st East)	Sherwin Telford	semifinals
1992-93	Dick Baldwin	19-9	.679	SUNYAC	11-5 (1st East)	Sherwin Telford	runner-up
1993-94	Dick Baldwin	23-7	.767	SUNYAC	13-3 (1st East)	Jeremy Greenberg	runner-up
1994-95	Dick Baldwin	11-13	.458	SUNYAC	8-8 (T-4th East)	Elbridge James	—
1995-96	Dick Baldwin	10-15	.400	SUNYAC	8-8 (T-3rd East)	Daye Kaba	quarterfinals
1996-97	Jim Norris	8-17	.320	SUNYAC	6-10 (T-4th East)	Chris Ballerini	quarterfinals
1997-98	Jim Norris	17-10	.630	Independent	—	Chris Ballerini	ECAC runner-up
1998-99	Jim Norris	13-14	.481	NECC	8-10 (8th)	Chris Ballerini	quarterfinals
1999-00	Jim Norris	14-12	.538	NECC	8-8 (5th)	Mike Wright	—
2000-01	Al Walker	14-14	.500	Independent	—	Mike Wright	not eligible
2001-02	Al Walker	9-19	.321	America East	6-10 (6th)	Jeffrey St. Fort	not eligible
2002-03	Al Walker	14-13	.519	America East	9-7 (4th)	Anthony Green	not eligible
2003-04	Al Walker	14-16	.467	America East	10-8 (5th)	Brandon Carter	quarterfinals
2004-05	Al Walker	12-17	.414	America East	8-10 (5th)	Andre Heard	semifinals
2005-06	Al Walker	16-13	.552	America East	12-4 (2nd)	Andre Heard	semifinals
2006-07	Al Walker	13-16	.448	America East	6-10 (6th)	Mike Gordon	quarterfinals
2007-08	Kevin Broadus	14-16	.467	America East	9-7 (T-4th)	Mike Gordon	quarterfinals
2008-09	Kevin Broadus	23-9	.719	America East	13-3 (T-1st)	D.J. Rivera/Reggie Fuller	champions
2009-10	Mark Macon	13-18	.419	America East	8-8 (5th)	Greer Wright	not eligible
2010-11	Mark Macon	8-23	.258	America East	4-12 (T-8th)	Mahamoud Jabbi	quarterfinals
2011-12	Mark Macon	2-29	.065	America East	1-15 (9th)	Jimmy Gray	quarterfinals
2012-13	Tommy Dempsey	3-27	.100	America East	1-15 (9th)	Jordan Reed	quarterfinals
2013-14	Tommy Dempsey	7-23	.233	America East	4-12 (T-7th)	Jordan Reed	quarterfinals
2014-15	Tommy Dempsey	6-26	.230	America East	5-11(6th)	Willie Rodriguez	quarterfinals
2015-16	Tommy Dempsey	8-22	.267	America East	5-11 (6th)	Willie Rodriguez	quarterfinals
2016-17	Tommy Dempsey	12-20	.375	America East	3-13 (T-8th)	Bobby Ahearn	quarterfinals
2017-18	Tommy Dempsey	11-20	.355	America East	2-14 (9th)	J.C. Show	—
2018-19	Tommy Dempsey	10-23	.303	America East	5-11 (7th)	Sam Sessoms	semifinals
2019-20	Tommy Dempsey	10-19	.345	America East	4-12 (9th)	Sam Sessoms	—
2020-21	Tommy Dempsey	4-14	.222	America East	4-10 (9th)	Brenton Mills	first round
2021-22	Levell Sanders	12-17	.414	America East	8-10 (7th)	Jake Falko	semifinals
TOTAL	**76 years**	**695-1049**	**(.399)**				

SCORING AVERAGE

Year	Name	Avg.
1947-48	Richard Powell	14.1
1948-49	Robert Isban	12.1
1949-50	Richard Powell	19.0
1950-51	Gene Kobylarz	13.9
1951-52	Gene Kobylarz	13.7
1952-53	Joe Robilotto	14.9
1953-54	Earle White	9.8
1954-55	Joe Garbarino	24.7
1955-56	Joe Garbarino	21.9
1956-57	Joe Garbarino	19.3
1957-58	Tom Ash	15.6
1958-59	Jim Higgins	16.9
1959-60	Jim Davis	16.1
1960-61	Jim Davis	22.9
1961-62	Mickey Greenberg	17.9
1962-63	Mickey Greenberg	25.1
1963-64	Barry Schneider	19.5
1964-65	Mike Freedus	17.0
1965-66	Larry Gainen	18.4
1966-67	Larry Gainen	20.5
1967-68	Tom Gomulka	22.7
1968-69	Tom Gomulka	20.5
1969-70	Tom Gomulka	28.7*
1970-71	Tom Gomulka	23.8
1971-72	Jim Brody	17.0
1972-73	Jim Brody	19.1
1973-74	Bill Marion	15.6
1974-75	Glen McIver	15.0
1975-76	Kurt Mohney	18.7
1976-77	Ted Hull	16.0
1977-78	Glenn McIver	19.0
1978-79	Kurt Atherton	15.5
1979-80	Charlie Heins	14.7
1980-81	Charlie Heins	16.9
1981-82	Derek Pankey	12.0
1982-83	Kevin Ziesig	13.8
1983-84	Marty Young	11.4
1984-85	Greg Fleming	19.8
1985-86	Mark Jones	13.0
1986-87	Mark Jones	18.9
1987-88	Chris Jackey	24.2
1988-89	Chris Jackey	21.0
1989-90	Chris Jackey	21.4
1990-91	John Dormer	12.8
1991-92	Sherwin Telford	19.4
1992-93	Sherwin Telford	21.4
1993-94	Sherwin Telford	20.1
1994-95	Elbridge James	11.9
1995-96	Daye Kaba	12.0
1996-97	Daye Kaba	15.6
1997-98	Brad Nelson	16.8
1998-99	Nitai Spiro	12.0
1999-00	Jeffrey St. Fort	14.4
2000-01	Jeffrey St. Fort	13.0
2001-02	Jeffrey St. Fort	12.9
2002-03	Anthony Green	16.7
2003-04	Nick Billings	12.5
2004-05	Andre Heard	14.3
2005-06	Andre Heard	17.1
2006-07	Steve Proctor	11.8
2007-08	Lazar Trifunovic	14.0
2008-09	D.J. Rivera	20.0
2009-10	Greer Wright	15.0
2010-11	Greer Wright	13.4
2011-12	Rob Mansell	14.0
2012-13	Jordan Reed	16.6
2013-14	Jordan Reed	15.4
2014-15	Willie Rodriguez	11.6
2015-16	Willie Rodriguez	15.1
2016-17	J.C. Show	13.3
2017-18	J.C. Show	13.8
2018-19	Sam Sessoms	17.8
2019-20	Sam Sessoms	19.4
2020-21	Brenton Mills	13.9
2021-22	Jacob Falko	12.9

REBOUNDING AVERAGE

Year	Name	Avg.
1956-57	Bob Thompson	8.3
1957-58	James Higgins	7.5
1958-59	*stats incomplete*	
1959-60	Tom Kirk	6.0
1960-61	*stats incomplete*	
1961-62	Jim Davis	12.4
1962-63	*stats incomplete*	
1963-64	*stats incomplete*	
1964-65	*stats incomplete*	
1965-66	*stats incomplete*	
1966-67	*stats incomplete*	
1967-68	Francis Goodrich	10.7
1968-69	*stats incomplete*	
1969-70	William Owens	8.4
1970-71	Robert Stein	10.9
1971-72	Jim Brody	13.0*
1972-73	Jim Brody	11.4
1973-74	Bill Marion	10.9
1974-75	Mike Cunningham	8.7
1975-76	Glen McIver	8.6
1976-77	Ken Levey	8.1
1977-78	Ken Levey	11.0
1978-79	Charlie Heins	10.3
1979-80	Charlie Heins	8.4
1980-81	Charlie Heins	8.5
1981-82	Derek Pankey	8.8
1982-83	Marty Young	7.1
1983-84	*stats incomplete*	
1984-85	*stats incomplete*	
1985-86	Mike Schuman	11.0
1986-87	Mike Schuman	12.3
1987-88	*stats incomplete*	
1988-89	Todd Jost	12.9
1989-90	John Dormer	8.8
1990-91	John Dormer	8.6
1991-92	John Dormer	6.7
1992-93	Jeff Merrill	8.3
1993-94	Jeff Merrill	7.9
1994-95	Elbridge James	9.6
1995-96	Dave Koenig	7.4
1996-97	Daye Kaba	7.4
1997-98	Brad Nelson	11.1
1998-99	Brad Nelson	5.7
1999-00	Ezenwa Ukeagu	6.9
2000-01	Joost Ooms	5.8
2001-02	Jeffrey St. Fort	6.5
2002-03	Nick Billings	6.7
2003-04	Nick Billings	6.7
2004-05	Sebastian Hermenier	6.5
2005-06	Sebastian Hermenier	6.6
2006-07	Lazar Trifunovic	6.5
2007-08	Lazar Trifunovic	7.1
2008-09	Reggie Fuller	7.0
2009-10	Mahamoud Jabbi	6.8
2010-11	Mahamoud Jabbi	7.8
2011-12	Ben Dickinson	6.1
2012-13	Jordan Reed	9.5
2013-14	Jordan Reed	8.9
2014-15	Willie Rodriguez	5.5
2015-16	Willie Rodriguez	6.7
2016-17	Willie Rodriguez	5.5
2017-18	Thomas Bruce	8.8
2018-19	Caleb Stewart	7.0
2019-20	George Tinsley	7.4
	Pierre Sarr	7.4
2020-21	George Tinsley	6.6
2021-22	Chris. Hinckson	6.6

HONOR ROLL

ACADEMIC ALL-AMERICAN
1988-89 Chris Jackey

ALL-REGION
1992-93 Sherwin Telford (1st team)
1993-94 Sherwin Telford (1st)
Jeff Merrill (2nd team)

ALL-EASTERN COLLEGE ATHLETIC CONFERENCE
1992-93 Sherwin Telford (1st team)
1993-94 Sherwin Telford (1st team),
Jeff Merrill (2nd team)
1997-98 Brad Nelson (3rd team)

ALL-NEW YORK STATE
1969-70 Tom Gomulka
1976-77 Ted Hull

NABC ALL-DISTRICT
2008-09 D.J. Rivera

FOXSPORTS.COM MID-MAJOR ALL-AMERICAN TEAM
2008-09 D.J. Rivera

COLLEGEINSIDER.COM MID-MAJOR FRESHMAN ALL-AMERICAN TEAM
2012-13 Jordan Reed
2018-19 Sam Sessoms

AMERICA EAST FANS' CHOICE PLAYER OF THE YEAR
2008-09 D.J. Rivera

AMERICA EAST COACH OF THE YEAR
2008-09 Kevin Broadus

AMERICA EAST ALL-TOURNAMENT TEAM
2006 Andre Heard
2009 D.J. Rivera
Emanuel Mayben
Reggie Fuller

AMERICA EAST TOURNAMENT MOST OUTSTANDING PLAYER
2009 D.J. Rivera

AMERICA EAST DEFENSIVE PLAYER OF THE YEAR
2002-03 Nick Billings

AMERICA EAST ROOKIE OF THE YEAR
2009-10 Dylan Talley
2018-19 Sam Sessoms
2019-20 George Tinsley

ALL-CONFERENCE
1975-76 Kurt Mohney, 2nd team
1976-77 Ted Hull, 2nd team
1977-78 Ken Levey, 2nd team
1980-81 Charlie Heins, HM
1983-84 Derek Pankey, 1st team
Greg Pollard, HM
1984-85 Greg Fleming, 1st team
1985-86 Mike Schuman, 1st team
Mark Jones, HM
1986-87 Mark Jones, 1st team
1987-88 Chris Jackey, 1st team
Mark Jones, 1st team
1988-89 Chris Jackey, 1st team
1989-90 Chris Jackey, 1st team
1990-91 John Dormer, HM
1991-92 Jeff Merrill, 1st team
Sherwin Telford, 1st team
John Dormer, 2nd team
Jeremy Greenberg, HM
1992-93 Jeff Merrill, 1st team
Sherwin Telford, 1st team
Jeremy Greenberg, 1st team
1993-94 Jeff Merrill, 1st team
Sherwin Telford, 1st team
John Fanton, HM
1994-95 Elbridge James, HM
1995-96 Daye Kaba, HM
1996-97 Daye Kaba, HM
Ray Toomer, HM
1999-00+ Mike Wright, HM
Jeffrey St. Fort, HM
2001-02^ Jeffrey St. Fort, 3rd team
Nick Billings, all-rookie
2002-03 Anthony Green, 1st team
Nick Billings, 2nd team, Defensive Player of Year
2003-04 Nick Billings, 2nd team
Brandon Carter, 3rd team
Troy Hailey, all-rookie
2004-05 Andre Heard, 2nd team
2005-06 Andre Heard, 1st team, All Defense
S. Hermenier, 2nd team, All Defense
Mike Gordon, 3rd team, All Defense
2006-07 Mike Gordon, 2nd team, All Defense
Lazar Trifunovic, All Rookie
2007-08 Mike Gordon, 2nd team, All Defense
Lazar Trifunovic, 3rd team
2008-09 D.J. Rivera, 2nd team
Emanuel Mayben, 2nd team
Reggie Fuller, 3rd team, All-Defense
2009-10 Greer Wright, 1st team
Dylan Talley, All Rookie
Rookie of the Year
2010-11 Mahamoud Jabbi, 3rd team, All-Defense
2011-12 Ben Dickinson, All Rookie
2012-13 Jordan Reed, 3rd Team, All Rookie
2013-14 Jordan Reed, 2nd Team
Yosef Yacob, All-Rookie
2014-15 Willie Rodriguez, All-Rookie
2015-16 Willie Rodriguez, 3rd Team
2016-17 Thomas Bruce, All-Defense
John Rinaldi, All-Academic
2017-18 Thomas Bruce, All-Defense
J.C. Show, All-Academic*
2018-19 Sam Sessoms, 3rd Team, All-Rookie
J.C. Show, All-Academic
2019-20 Sam Sessoms, 2nd team
George Tinsley, Al-Rookie,
Brenton Mills All-Rookie

2020-21 Brenton Mills, 3rd team
2021-22 Jacob Falko, 1st team
Christian Hinckson, All-Defensive

*School Record
+ Division II New England Collegiate Conference
^ First year in Division I America East Conference
NOTE: All other years were in the Division III State University of New York Athletic Conference.

SCORING

Most points
Game: 116, vs. Florida Bible, 1-11-83
Season: 2,239, 2008-09
Fewest points
Game: 14, vs. Colgate, 1947-48
Season: 575, 1946-47
Highest scoring average
Season: 81.7, 1987-88
Least points by an opponent
Game: 34, vs. Charleston Southern, 11-30-03
Most points by an opponent
Game: 127, Rollins, 1987-88
Best defensive average
Season: 58.2, 1961-62

FIELD GOALS

Most field goals
Game: 47, vs. Eisenhower, 2-12-76
Season: 855, 1985-86
Most field goal attempts
Game: 82, vs. Ithaca, 1-20-98
Season: 1,842, 2018-19
Field goal percentage
Game: .667, vs. Hartwick, 1-11-94 (34-for-51)
Season: .497, 1993-94
Most 3-point field goals
Game: 19, at Maine, 3-2-19
Season: 278, 2019-20
Most 3-point field goal attempts
Game: 36, at Maine, 3-2-19
Season: 839, 2019-20
3-Point field goal percentage
Game: .692 vs. Skidmore, 3-2-94 (9-for-13)
Season: .388, 1991-92

FREE THROWS

Most free throws made
Game: 40, vs. Vermont, 3-2-14
Season: 491, 2008-09
Most free throw attempts
Game: 49, vs. Vermont, 3-2-14
Season: 687, 2013-14
Best free throw percentage
Game: 1.000 vs. Maine, 2-8-20 (12-12)
Season: .741, 2005-06
Most consecutive free throws made
Game: 16, vs. Northeastern, 1-12-02
Season: 21, Jan. 10-12, 2002 (two games)

REBOUNDS

Most rebounds
Game: 74, vs New Paltz, 1-18-75
Season: 1,209, 1989-90

ASSISTS

Most assists
Game: 28, vs. Green Mountian, 2-13-01
Season: 475, 1993-94

STEALS

Most steals
Game: 23 vs. Practical Bible, 11-17-98
Season: 292, 1982-83

BLOCKS

Most Blocks
Game: 13, vs. Northeastern, 2-23-03
Season: 176, 2003-04

FOULS

Most fouls
Game: 33, vs. Mansfield, 11-21-98
Season: 652, 2008-09

MISCELLANEOUS

Most wins in season: 23, 2008-09 (23-9) and 1993-94 (23-7)
Fewest wins in season: 1, Four times (most recent 1957-58)
Most losses in season: 29, 2011-12
Fewest losses in season: 3, twice
Best win percentage in season: .824, 1961-62 (14-3)
Worst win percentage in season: .059, 1952-53 (1-17)
Most consecutive wins: 14, 1-21-92 to 2-22-92
Most consecutive losses: 27, 3-5-11 to 2-21-12
Most consecutive home wins: 18, 12-10-91 to 1-22-93
Widest margin of victory: 58 vs. Green Mountain, 2-13-01 (97-39)
Widest margin of defeat: 68 vs. Potsdam, 1-24-81 (100-32)
Longest win streak against an opponent: 10, vs. Maritime (1966-67 to present)
Longest losing streak against an opponent:
29, vs. Potsdam (1976-77 to 1991-92)
Longest game: 4 OT, vs. Oneonta, 2-6-82

The 1991-92 team set a BU record with 14 consecutive wins



SCORING

Most points
Half: 35, Mickey Greenberg vs. Utica, 3-5-63 (2nd half)
Game: 45, Mickey Greenberg vs. Utica, 3-5-63
45, Tom Gomulka vs. Geneseo, 12-13-69
Season: 639, D.J. Rivera, 2008-09
Career: 1,721, Chris Jackey, 1986-90
Best scoring average
Season: 28.7, Tom Gomulka, 1969-70
Career: 24.1, Tom Gomulka, 1967-71

FIELD GOALS

Most field goals
Game: 18, Tom Gomulka vs. RPI, 3-7-70
Season: 231, Mark Jones, 1987-88
Career: 641, Jeff Merrill, 1990-94
Most field goal attempts
Game: 32, Jordan Reed vs. Maine, 2-16-13
Season: 500, Sam Sessoms, 2018-19
Career: 1,103, Sherwin Telford, 1991-94
Best field goal percentage
Game: 1.000, Mark Jones vs. New Paltz, 2-2-84
(13-for-13, NCAA record)
Season: .652, Chancellor Barnard, 2018-19
Career: .599, Reggie Fuller, 2007-09
Most 3-point field goals made
Game: 10, J.C. Show vs Maine, 3-2-19
Season: 86, J.C. Show, 2018-19
Career: 208, Marlon Beck, 2013-17
Most 3-point field goal attempts
Game: 20, Nitai Spiro vs. Ithaca, 1-20-98
Season: 226, J.C. Show, 2017-18
Career: 640, Marlon Beck, 2013-17
Best 3-point field goal percentage
Game: .750, Kristin Scheurer vs. Mt. St. Mary's,
11-16-90 (9-12)
Season: .419, Nitai Spiro, 1998-99 (52-124)
Career: .423, Sherwin Telford, 1991-94

FREE THROWS

Most free throws made
Game: 21, Tom Gomulka vs. Geneseo, 12-13-69
Season: 152, Tom Gomulka, 1969-70
Career: 436, Tom Gomulka, 1967-71
Most free throws attempted
Game: 22, Tom Gomulka vs. Geneseo, 12-13-69
Season: 231, Jordan Reed, 2013-14
Career: 575, Sherwin Telford, 1991-94
Best free throw percentage
Game: 1.000, Daye Kaba vs. Oneonta,
1-14-97 (14-for-14)
Season: .928, Paul Simandle, 1961-62 (39-for-42)
Career: .827, Barry Goldberg, 1984-87

REBOUNDS

Most rebounds
Game: 31, Derek Pankey vs. Geneseo, 12-2-83
Season: 323, Todd Jost, 1988-89
Career: 757, Jeff Merrill, 1990-94

ASSISTS

Most assists
Game: 16, Mark Jones vs. Cortland, 1-25-86
Season: 217, Chris Ballerini, 1997-98
Career: 586, Jeremy Greenberg, 1990-94

STEALS

Most steals
Game: 9, Mike Wright 3x, most recently vs. Teikyo Post,1-15-00
Season: 96, Mike Wright, 1999-00
Career: 247, Mike Wright, 1999-2002

BLOCKED SHOTS

Most blocked shots
Game: 10, Nick Billings vs. Boston University, 2-9-03, vs.
Northeastern, 2-23-03, vs. Hartford, 1-31-04
Season: 117, Nick Billings, 2002-2003
Career: 302, Nick Billings, 2001-2005

PERSONAL FOULS

Most personal fouls
Season: 109, Reggie Fuller, 2008-09
Career: 323, Jeff Merrill, 1990-94

PLAYING TIME

Most minutes
Game: 55, Chris Ballerini vs. Plattsburgh, 2-7-97
55, Mark Abruscato vs. Stony Brook, 12-7-79
Season: 1,134, D.J. Rivera, 2008-09
Career: 3,617, Jeremy Greenberg, 1990-94

GAMES PLAYED

Most games played
Career: 123, Marlon Beck, 2013-17

MISCELLANEOUS

Consecutive field goals in a game:
13, Mark Jones vs. New Paltz, 2-1-86
Consecutive field goals in a season:
21, Mark Jones, 1-29-86 to 2-4-86 (3 games), NCAA record
Most games scoring in double figures in season:
29, Sherwin Telford, 1993-94
Most games scoring in double figures in career:
81, Sherwin Telford, 1991-94
Consecutive games making a 3-pointer in season:
21, Chris Jackey, 1989-90
Consecutive games making a 3-pointer in career:
27, Jeffrey Daws, 1999-01
Consecutive free throws made in a game:
14, Daye Kaba vs. Oneonta, 1-14-97
Consecutive free throws made in a season:
25, Larry Gainen, 1965-66 (4 games)

MOST POINTS—CAREER

1.	Chris Jackey	1,721	1986-90
2.	Sherwin Telford	1,685	1991-94
3.	Jeff Merrill	1,603	1990-94
4.	Mark Jones	1,405	1985-88
5.	Tom Gomulka	1,400	1967-71
6.	Willie Rodriguez	1,391	2014-18
7.	Jeffrey St. Fort	1,335	1999-03
8.	Nitai Spiro	1,299	1996-00
9.	Sam Sessoms	1,151	2018-20
10.	Mike Wright	1,127	1998-02

MOST POINTS—SEASON

1.	D.J. Rivera	639	2008-09
2.	Chris Jackey	630	1987-88
3.	Sherwin Telford	602	1993-94
4.	Sam Sessoms	588	2018-19
5.	Sherwin Telford	579	1992-93
6.	Mark Jones	569	1987-88
7.	Sam Sessoms	563	2019-20
8.	Chris Jackey	537	1989-90
9.	Jeff Merrill	533	1993-94
10.	Chris Jackey	525	1988-89

MOST POINTS—GAME

1.	Tom Gomulka	45 vs. Geneseo	12-13-69
	Mickey Greenberg	45 vs. Utica	3-5-63
3.	Tom Gomulka	44 vs. Rensselaer	3-7-70
4.	Chris Jackey	40 vs. New Paltz	12-3-88
	Sam Sessoms	40 vs. Boston	
5.	Jim Davis	39 vs. Plattsburgh	1-13-62
	Joe Garbarino	39 vs. Albany	3-5-55
7.	Jim Davis	38 vs. Utica	3-7-59
	Tom Gomulka	38 vs. Hobart	2-4-70
9.	Chris Jackey	37 vs. Albany	1-28-89
10.	Tom Gomulka	36 vs. Plattsburgh	1-13-68
		36 vs. Stony Brook	2-14-70
		36 vs. Utica	3-1-71
	Chris Jackey	36 vs. Albany	1-30-88
		36 vs. Plattsburgh	2-6-88

MOST REBOUNDS—CAREER

1.	Jeff Merrill	757	1990-94
2.	Todd Jost	723	1988-92
3.	Marty Young	718	1981-85
4.	Mike Schuman	699	1984-87
	Glenn McIver	699	1973-78
6.	John Dormer	695	1988-92
7.	Charlie Heins	674	1977-81
8.	Willie Rodriguez	654	2014-18
8.	Bill Marion	601	1971-74
9.	Nick Billings	598	2001-05
10.	Francis Goodrich	597	1968-70

MOST REBOUNDS—SEASON

1.	Todd Jost	323	1988-89
2.	Mike Schuman	307	1985-86
3.	Brad Nelson	301	1997-98
4.	Mike Schuman	293	1986-87
5.	Dave Hochberg	277	1986-87
6.	Jordan Reed	266	2012-13
7.	Ken Levey	264	1977-78
8.	Bill Marion	261	1973-74
9.	Derek Pankey	259	1983-84
10.	Jordan Reed	258	2013-14

MOST ASSISTS—CAREER

1.	Jeremy Greenberg	586	1990-94
2.	Chris Ballerini	560	1995-99
3.	Mark Jones	547	1985-88
4.	Ted Hull	527	1975-79
5.	Chris Jackey	421	1986-90
6.	Mike Gordon	403	2004-08
7.	Greg Pollard	367	1982-84
8.	Mike Wright	300	1998-02
9.	Jimmy Gray	291	2009-13
10.	Marlon Beck	276	2013-17

MOST ASSISTS—SEASON

1.	Chris Ballerini	217	1997-98
2.	Greg Pollard	208	1983-84
3.	Jeremy Greenberg	193	1993-94
4.	Mark Jones	187	1985-86
5.	Mark Jones	183	1986-87
6.	Mark Jones	177	1987-88
7.	Chris Ballerini	174	1996-97
8.	Chris Jackey	172	1988-89
9.	Jeremy Greenberg	164	1992-93
10.	Greg Pollard	159	1982-83

MOST 3-POINT FIELD GOALS—CAREER

1.	Marlon Beck	208	2013-17
2.	Nitai Spiro	204	1996-00
3.	Chris Jackey	187	1986-90
4.	J.C. Show	186	2014-19
5.	Troy Hailey	182	2003-07
6.	Jeremy Greenberg	170	1990-94
7.	Moussa Camara	149	2007-11
8.	Jeffrey Daws	145	1998-02
9.	Mike Gordon	141	2004-08
10.	Mike Wright	136	1998-02

MOST THREE-POINT FIELD GOALS—SEASON

1.	J.C. Show	86	2018-19
2.	J.C. Show	76	2017-18
3.	Moussa Camara	73	2010-11
	Marlon Beck	73	2015-16
5.	Anthony Green	71	2002-03
6.	Sam Sessoms	70	2018-19
	Nitai Spiro	70	1997-98
	Chris Jackey	70	1987-88
9.	Jimmy Gray	67	2012-13
10.	Sam Sessoms	64	2019-20
	Chris Jackey	64	1989-90
	Fard Muhammad	64	2017-18

SCORING AVERAGE—SEASON

1.	Tom Gomulka	28.7	1969-70
2.	Mickey Greenberg	25.1	1962-63
3.	Joe Garbarino	24.7	1954-55
4.	Chris Jackey	24.2	1987-88
5.	Tom Gomulka	23.8	1970-71
6.	Jim Davis	22.9	1960-61
7.	Tom Gomulka	22.7	1967-68
8.	Joe Garbarino	21.9	1955-56
	Mark Jones	21.9	1987-88
10.	Sherwin Telford	21.4	1992-93
	Chris Jackey	21.4	1989-90

SCORING AVERAGE—CAREER

1.	Tom Gomulka	24.1	1967-71
2.	Joe Garbarino	22.0	1954-57
3.	Sherwin Telford	20.3	1991-94
4.	Chris Jackey	19.1	1986-90
5.	Sam Sessoms	18.6	2018-20
	Jim Brody	18.6	1971-73
7.	Mark Jones	17.8	1985-88
8.	Jim Davis	17.6	1958-62
9.	Kurt Mohney	16.8	1974-76
10.	Robert Stein	16.2	1970-73

REBOUND AVERAGE—SEASON

1.	Todd Jost	12.9	1988-89
2.	Jim Davis	12.5	1961-62
3.	Mike Schuman	11.7	1986-87
4.	Francis Goodrich	11.5	1968-69
5.	Jim Brody	11.4	1972-73
6.	Brad Nelson	11.1	1997-98
	Dave Hochberg	11.1	1986-87
8.	Ken Levey	11.0	1977-78
9.	Mike Schuman	10.9	1985-86
	Robert Stein	10.9	1970-71

REBOUND AVERAGE—CAREER

1.	Francis Goodrich	10.5	1966-70
2.	Derek Pankey	10.0	1981-84
3.	Glenn McIver	9.9	1973-78
	Dave Hochberg	9.9	1985-87
5.	Jordan Reed	9.2	2012-15
6.	Robert Stein	9.0	1970-73
7.	Mike Schuman	8.9	1984-87
8.	Todd Jost	8.1	1988-91
	Charlie Heins	8.1	1977-81
	John Dormer	8.1	1988-91

FIELD GOAL PERCENTAGE—CAREER

1.	Reggie Fuller	.599	2007-09
2.	Jeff Merrill	.589	1990-94
3.	Mark Jones	.555	1985-88
4.	Tom Coleman	.551	1982-86
5.	Greg Fleming	.543	1983-85
6.	Rich Wunder	.527	1977-80
7.	Derek Pankey	.522	1981-84
8.	Sherwin Telford	.522	1991-94
9.	Todd Jost	.516	1988-91
10.	Mike Birch	.511	1987-90

FREE THROW PERCENTAGE—CAREER

1.	Barry Goldberg	.827	1984-87
2.	Anthony Green	.821	2001-03
3.	Larry Gainen	.817	1964-68
4.	Kurt Mohney	.808	1974-76
5.	Richard Forbes	.806	2006-08
6.	Chris Jackey	.792	1986-90
7.	Dwayne Jackson	.788	2005-09
8.	Paul Simandle	.786	1958-62
9.	Sam Sessoms	.737	2018-20
10.	Mike Wright	.732	2001-02

Sherwin Telford (1991-94) ranks third in career scoring average (20.3).

MOST FIELD GOALS—SEASON

1.	Mark Jones	231	1987-88
2.	D.J. Rivera	230	2008-09
3.	Sam Sessoms	224	2018-19
4.	Chris Jackey	220	1987-88
5.	Jeff Merrill	211	1993-94
6.	Sherwin Telford	210	1992-93
7.	Sam Sessoms	208	2019-20
8.	Sherwin Telford	203	1993-94
9.	Jeff Merrill	201	1992-93
10.	Brad Nelson	190	1997-98

MOST FIELD GOALS—CAREER

1.	Jeff Merrill	641	1990-94
2.	Chris Jackey	586	1986-90
3.	Mark Jones	577	1985-88
4.	Sherwin Telford	576	1991-94
5.	Willie Rodriguez	511	2014-18
6.	Tom Gomulka	482	1967-71
7.	Nitai Spiro	473	1996-00
8.	Glenn McIver	471	1973-78
9.	Charlie Heins	448	1977-81
10.	Sam Sessoms	432	2018-20

MOST FIELD GOALS—GAME

1.	Tom Gomulka	18 vs. Rensselaer	3-7-70
2.	Mickey Greenberg	17 vs. Utica	3-5-63
3.	Jim Davis	16 vs. Utica	3-7-59
4.	Sam Sessoms	15 vs. Boston	12-7-19
	Jim Davis	15 vs. Plattsburgh	3-13-62
	Chris Jackey	15 vs. Albany	3-30-88
	Mark Jones	15 vs. Plattsburgh	2-6-88
8.	Sam Sessoms	14 vs New Hampshire	2-29-20
	Neil Wilensky	14 vs. Hamilton	12-16-66
	Tom Gomulka	14 vs. Hobart	2-4-70
	Tom Gomulka	14 vs. Hartwick	2-19-70
	Bill Marion	14 vs. Ithaca	3-4-74
	Derek Pankey	14 vs. Geneseo	12-2-83

FIELD GOALS ATTEMPTED—SEASON

1.	Sam Sessoms	501	2019-20
2.	Sam Sessoms	500	2018-19
3.	D.J. Rivera	486	2008-09
4.	Andre Heard	453	2005-06
5.	Jordan Reed	422	2012-13
6.	Andre Heard	406	2004-05
7.	Tom Gomulka	402	1969-70
8.	Chris Jackey	396	1988-89
9.	Sherwin Telford	395	1993-94
10.	Mark Jones	392	1987-88

MOST FIELD GOAL ATTEMPTS—CAREER

1.	Chris Jackey	1,356	1986-90
2.	Willie Rodriguez	1,113	2014-18
3.	Sherwin Telford	1,103	1991-94
4.	Jeff Merrill	1,089	1990-94
5.	Nitai Spiro	1,064	1996-00
6.	Jeffrey St. Fort	1,058	1999-03
7.	Mark Jones	1,036	1985-88
8.	Charlie Heins	1,002	1977-81
9.	Sam Sessoms	1,001	2018-20
10.	Marlon Beck	946	2013-17

MOST STEALS—CAREER

1.	Mike Wright	242	1998-02
2.	Mike Gordon	210	2004-08
3.	Chris Ballerini	173	1995-99
4.	Nitai Spiro	164	1996-00
5.	Jeremy Greenberg	153	1990-94
6.	Jimmy Gray	143	2009-13
7.	Marlon Beck	141	2013-17
8.	Sherwin Telford	135	1991-94
9.	Andre Heard	113	2004-06
10.	Willie Rodriguez	93	2014-18

MOST STEALS—SEASON (SINCE 1991)

1.	Mike Wright	96	1999-00
2.	Mike Gordon	71	2006-07
	Chris Ballerini	71	1996-97
4.	Mike Gordon	66	2007-08
5.	Chip Sims	65	1995-96
6.	Jimmy Gray	60	2011-12
7.	Mike Wright	58	2000-01
8.	D.J. Rivera	57	2008-09
9.	Andre Heard	57	2004-05
10.	Andre Heard	56	2005-06



Mark Jones (1985-88) holds the record for most field goals in a season (231).



Mike Wright (1998-02) holds the career steals record with 242.

ALL-TIME MOST POINTS IN A GAME

PTS.	PLAYER	OPPONENT	DATE
45	Mickey Greenberg	Utica	3-5-63
45	Tom Gomulka	Geneseo	12-13-69
44	Tom Gomulka	Rensselaer	3-7-70
40	Sam Sessoms	Boston	12-7-19
40	Chris Jackey	New Paltz	12-3-88
39	Sam Sessoms	UMass Lowell	2-20-20
39	Joe Garbarino	Albany	3-53-55
39	Jim Davis	Plattsburgh	1-13-62
38	Sam Sessoms	New Hampshire	2-29-20
38	Jim Davis	Utica	3-7-59
38	Tom Gomulka	Hobart	2-4-70
37	Chris Jackey	Albany	1-28-89
36	Tom Gomulka	Plattsburgh	1-13-68
36	Tom Gomulka	Stony Brook	2-14-70
36	Tom Gomulka	Utica	3-1-71
36	Chris Jackey	Albany	1-30-88
36	Chris Jackey	Plattsburgh	2-6-88
35	Tom Gomulka	Utica	12-15-67
35	Tom Gomulka	Hartwick	2-19-70
35	Ted Hull	Baruch	12-3-76
35	Chris Jackey	Oneonta	12-3-87
35	Mark Jones	Plattsburgh	2-6-88
34	Joe Garbarino	Utica	2-14-56
34	Sam Sessoms	Hartford	2-27-19
34	Larry Gainen	Maritime	2-9-68
34	Larry Gainen	Alfred	2-18-68
34	Tom Gomulka	Utica	12-10-69
34	Derek Pankey	Geneseo	12-2-83
34	Chris Jackey	Geneseo	2-2-90
34	Sherwin Telford	Hamilton	11-30-92
34	Dusan Perovic	Boston	12-3-14
34	J.C. Show	Central Conn. St.	11-16-16
33	Sam Sessoms	NJIT	11-20-19
33	Jordan Reed	Hartford	2-27-14
33	Tom Gomulka	Alfred	2-17-69
33	Tom Gomulka	Alfred	2-28-70
33	Tom Gomulka	Houghton	2-27-71
33	Mark Jones	New Paltz	2-1-86
33	Chris Jackey	Potsdam	1-17-88
33	Chris Jackey	Cortland	2-10-88
33	Mark Jones	Old Westbury	2-20-88
33	Chris Jackey	Cortland	1-30-90
33	Nitai Spiro	Green Mountain	2-13-99
32	Sam Sessoms	UMass Lowell	1-23-19
32	Mickey Greenberg	Union	1-12-63
32	Neil Wilensky	Hamilton	12-16-66
32	Tom Gomulka	Utica	1-9-69
32	Mark Jones	King's	11-14-87
32	Chris Jackey	New Paltz	12-8-87
32	Chris Jackey	Ithaca	2-2-88
32	Chris Jackey	Old Westbury	2-11-89
32	Chris Jackey	Hamilton	11-27-89
32	Sherwin Telford	Elmira	3-3-93
32	Nitai Spiro	Ithaca	1-20-98
32	Jeffrey St. Fort	Lock Haven	12-28-00
32	Anthony Green	St. Francis (N.Y.)	1-7-03
32	Andre Heard	Colgate	12-28-04
32	Mike Gordon	Albany	1-12-08
31	Joe Garbarino	Rensselaer	3-9-57
31	Michael Freedus	Alfred	12-5-64
31	Glenn McIver	Eisenhower	2-26-75
31	Charlie Heins	Florida Memorial	1-17-81
31	Charlie Heins	Old Westbury	1-20-81
31	Pat Kimball	New Paltz	12-3-88
31	Jeff Merrill	Oneonta	2-15-94
31	Brad Nelson	Cazenovia	1-10-98
31	Emanuel Mayben	Vermont	2-4-09
31	Greer Wright	UMBC	3-3-11
30	Jordan Reed	Vermont	3-2-14
30	Jim Davis	Susquehanna	12-15-60
30	Mickey Greenberg	Utica	12-13-62
30	Mickey Greenberg	Maritime	3-2-63
30	Larry Gainen	Geneseo	12-10-66
30	Tom Gomulka	Plattsburgh	1-10-70
30	Jim Brody	Eisenhower	1-24-73
30	Bill Marion	Utica	3-3-73
30	Glenn McIver	Houghton	1-12-74
30	Glenn McIver	RIT	2-2-74
30	Mark Kuzio	Elmira	12-3-74
30	Kurt Mohney	Hamilton	12-3-75
30	Mark Jones	Utica/Rome	11-21-86
30	Mark Jones	Elmira	2-23-87
30	Mark Jones	Elmira	1-12-88
30	Chris Jackey	New Paltz	1-19-88
30	Pat Kimball	Hartwick	2-8-89
30	Chris Jackey	Hartwick	2-13-89
30	Sherwin Telford	Geneseo	2-12-94
30	Daye Kaba	Delaware Valley	1-3-97
30	Nitai Spiro	Keuka	1-27-98
30	Anthony Green	Stony Brook	2-26-03
30	Greer Wright	Vermont	1-24-10
30	Moussa Camara	UMBC	3-3-11



Mickey Greenberg



Tom Gomulka

CHRIS JACKEY (1986-90)

YEAR	PTS.	AVG.
1986-87	29	2.1
1987-88	630*	24.2
1988-89	525	21.0
1989-90	537	21.4
TOTAL	1,721*	19.1

Games Played: 90
Field goals: 586
Free throws: 372

SHERWIN TELFORD (1991-94)



YEAR	PTS.	AVG.
1991-92	504	19.4
1992-93	579	21.4
1993-94	602	20.1
TOTAL	1,685	20.5

Games Played: 82
Field goals: 576
Free throws: 343

JEFF MERRILL (1990-94)

YEAR	PTS.	AVG.
1990-91	234	9.4
1991-92	341	13.1
1992-93	495	17.7
1993-94	533	17.8
TOTAL	1,603	14.7

Games: 109
Field goals: 641
Free throws: 305

MARK JONES (1985-88)



YEAR	PTS.	AVG.
1985-86	364	13.0
1986-87	472	18.9
1987-88	569	21.9
TOTAL	1,405	17.8

Games: 79
Field goals: 577
Free throws: 228

TOM GOMULKA (1967-71)

YEAR	PTS.	AVG
1967-68	159	22.7
1968-69	348	20.5
1969-70	488	28.7*
1970-71	405	23.8
TOTAL	1,400	24.1*

Games Played: 58
Field goals: 482
Free throws: 436

WILLIE RODRIGUEZ (2014-18)

YEAR	PTS.	AVG.
2014-15	378	11.8
2015-16	452	15.1
2016-17	275	12.0
2017-18	286	9.2
TOTAL	1,391	12.1

Games Played: 116
Field goals: 511
Free throws: 292

JEFFREY ST. FORT (1999-03)



YEAR	PTS.	AVG.
1999-00	360	14.4
2000-01	364	13.0
2001-02	361	12.9
2002-03	250	9.3
TOTAL	1,335	12.4

Games Played: 108
Field goals: 487
Free throws: 302

NITAI SPIRO (1996-00)

YEAR	PTS.	AVG.
1996-97	205	9.3
1997-98	446	16.5
1998-99	325	12.0
1999-00	323	12.4
TOTAL	1,299	12.7

Games Played: 102
Field goals: 473
Free throws: 149

SAM SESSOMS (2018-2020)



YEAR	PTS.	AVG.
2018-19	588	17.8
2019-20	563	19.4
TOTAL	1,151	18.6

Games: 62
Field goals: 432
Free throws: 153

MIKE WRIGHT (1998-2002)

YEAR	PTS.	AVG.
1998-99	246	9.1
1999-00	312	12.0
2000-01	318	11.4
2001-02	251	9.0
TOTAL	1,127	10.3

Games Played: 109
Field goals: 353
Free throws: 285

GLENN McIVER (1973-78)



YEAR	PTS.	AVG.
1973-74	337	14.7
1974-75	329	15.0
1975-76	264	11.0
1977-78	171	19.0
TOTAL	1,101	14.1

Games Played: 78
Field goals: 471
Free throws: 159

JIM DAVIS (1958-62)

YEAR	PTS.	AVG.
1958-59	217	14.5
1959-60	193	15.2
1960-61	388	22.9
1961-62	294	17.9
TOTAL	1,092	17.6

Games Played: 62
Field goals: 407
Free throws: 278

* school record

CHARLIE HEINS (1977-81)



YEAR	PTS.	AVG.
1977-78	59	4.5
1978-79	263	12.0
1979-80	354	14.7
1980-81	405	16.9
TOTAL	1,081	13.0

Games Played: 83
Field goals: 448
Free throws: 185

GENE KOBYLARZ (1948-52)



YEAR	PTS.	AVG.
1948-49	211	10.5
1949-50	246	11.2
1950-51	307	13.9
1951-52	315	13.7
TOTAL	1,079	12.4

Games: 87
Field goals: 397
Free throws: 285

TROY HAILEY (2003-07)

YEAR	PTS.	AVG.
2003-04	290	9.7
2004-05	265	9.1
2005-06	250	8.6
2006-07	237	8.2
TOTAL	1,042	8.9

Games: 117
Field goals: 351
Free throws: 158
3-pt field goals: 182

MARTY YOUNG (1981-85)

YEAR	PTS.	AVG.
1981-82	242	11.5
1982-83	115	11.5
1983-84	274	11.4
1984-85	405	16.2
TOTAL	1,036	13.0

Games: 80
Field goals: 375
Free throws: 287

JOHN DORMER (1988-92)



YEAR	PTS.	AVG.
1988-89	153	15.3
1989-90	309	12.3
1990-91	319	12.8
1991-92	253	9.7
TOTAL	1,034	12.0

Games: 86
Field goals: 421
Free throws: 187

MARLON BECK (2013-17)



YEAR	PTS.	AVG.
2013-14	268	9.2
2014-15	363	8.2
2015-16	295	9.8
2016-17	208	6.5
TOTAL	1,034	8.4

Games Played: 123
Field goals: 331
Free throws: 164

MIKE GORDON (2004-08)

YEAR	PTS.	AVG.
2004-05	82	3.0
2005-06	247	8.5
2006-07	319	11.0
2007-08	375	12.5
TOTAL	1,023	8.9

Games: 115
Field goals: 358
Free throws: 166
3-pt field goals: 141

MICKEY GREENBERG (1959-63)



YEAR	PTS.	AVG.
1959-60	64	4.3
1960-61	248	15.5
1961-62	304	17.9
1962-63	401	25.1
TOTAL	1,017	15.9

Games: 64
Field goals: 361
Free throws: 295

TED HULL (1975-79)



YEAR	PTS.	AVG.
1975-76	168	8.8
1976-77	368	16.0
1977-78	273	11.9
1978-79	198	9.0
TOTAL	1,007	11.6

Games: 87
Field goals: 407
Free throws: 193



Gene Kobylarz, Induction – Class of 2002

Jim Davis, Induction – Class of 2001

Mickey Greenberg, Induction – Class of 1996

GENE KOBYLARZ '52

Kobylarz was a three-sport athlete who also competed in baseball and ran track.

It was his basketball acumen, however, that drew the most attention. Kobylarz played 87 games in four years, and became the school's first 1,000-point scorer with 1,079 points. That scoring output stood atop the all-time list for 10 years.

Early in his freshman year of 1948-49, Kobylarz earned a starting role and helped TCC win eight games in only the program's third-ever season. He averaged 10.5 points per game and TCC ended its season by winning six of its final nine games.

In 1949-50, the Kobylarz-led Colonials went 14-8, finishing the season with victories in nine of the team's final 11 games. He averaged 11.2 points per contest.

A 10-win season followed in 1950-51 — thanks in part to Kobylarz, who scored 307 points for a team-high average of 13.9 per game.

As a senior, he was named team MVP after eclipsing the 1,000-point scoring plateau with 315 points. At the spring athletic banquet, Kobylarz was named the school's lone "Athlete of the Year."

JIM DAVIS '62

A 6-foot-3 forward with a deft shooting touch, Davis became the school's all-time scoring leader in his final collegiate game, and his 1,092 career points represented the most in the program's first 24 years. His 17.9 scoring average ranked sixth all-time in 55 years of basketball at Binghamton.

As a junior, Davis led Harpur to its best season in more than a decade, averaging 22.9 points per game for the 11-6 Colonials. His scoring average was among the nation's top-25 for College Division teams and ranked second in program history.

Davis scored in double figures all 17 games in 1960-61 and was named team MVP and Harpur's "Athlete of the Year."

In his final season, Davis led the Colonials to a 14-3 mark — still the highest win percentage in program history. In addition to his 17.3 points per game, Davis pulled down an average of 12.5 rebounds per contest, which ranks second all-time. Had rebounds been tracked during his first three collegiate seasons, Davis assuredly would have been among the career leaders in that category as well.

A two-time team captain, scoring leader and team MVP, Davis produced double-digit points in 51 of 61 career games, and he still appears among the top-10 in eight statistical categories.

MICKEY GREENBERG '63

A two-sport athlete as an upperclassman, Greenberg's most significant achievements came during his four years as a guard on the basketball court, where he became the school's first 1,000-point scorer - achieving the point total in just 60 career games.

During his junior season, Greenberg led Harpur to a 14-3 record - a winning percentage (.823) that stands as the best in the program's first 50 years.

In each of his final two seasons, Greenberg averaged more than 21 points per game and ended his career with 1,013 points.

His 25.1 scoring average as a senior ranks Greenberg second in school history and he also shares the single-game scoring mark, a standard he established with 45 points against Utica as a senior.

Greenberg was named back-to-back Harpur College "Athlete of the Year" in 1961-62 and 1962-63, and was the recipient of the very first Jake Pitler Award in 1963.

Following an illustrious career at Harpur, Greenberg later played for the Washington Generals, the touring opponents of the Harlem Globetrotters.

Tom Gomulka, Induction – Class of 1997

Ted Hull, Induction – Class of 2000



Mark Jones, Induction – Class of 2002

TOM GOMULKA '71

Gomulka was the first University athlete named first team All-New York State when he was selected by the sports writers in 1969-70. That year he averaged 28.7 points per game, which ranked 12th in the country for Division II and III athletes.

One of Binghamton's 1,000-point scorers, Gomulka has the highest career per game scoring average (24.1) of any basketball player in the school's 51-year history. He is the only player to ever lead Binghamton in scoring as a freshman, sophomore, junior and senior.

In four years, he scored 1,400 points and currently holds or shares six records — including most points scored in a single game. During the '69-70 season, he scored 45 points in one game, and also set the school record with 18 field goals in another contest.

Also an accurate free throw shooter, Gomulka converted 21-of-22 attempts in a 1969 game, and holds season and career marks for free throws made.

Gomulka, who also played varsity golf, was named Binghamton's "Athlete of the Year" in 1969-70. He also was a three-time team MVP, and was the school's Foundation Award winner in 1971.

TED HULL '79

A point guard and three-year captain who combined playmaking with an acute scoring touch, Hull scored 1,007 points in his four-year career — becoming just the sixth player in the program's first 33 years to reach the milestone. His trademark 25-foot jumpers — many of which he banked off the glass — were so commonplace, one can only imagine what his impact might have been in the current era of the three-point shot.

Hull's most productive season was in 1976-77, where he averaged a team-high 16.0 points per game and set a school single-season record with 146 assists. In an early season win, he poured in a career-high 35 points, and also scored 20 points against Colgate in Binghamton's first-ever meeting with a Division I opponent.

By season's end, Hull was chosen team MVP, and earned All-SUNYAC and All-State honors.

He graduated holding records for assists in a game, season and career (527). In 87 collegiate games, he averaged 11.6 points and 6.1 assists per game, and shot 73% from the free throw line.

MARK JONES '90

Jones played point guard for three varsity seasons, and graduated as both the top scorer (1,405 points) and assist man (547) in program history. His vast offensive skills were complimented by a defensive energy that motivated teammates and frustrated opponents.

Midway through his sophomore year, he converted a then-NCAA record 21 consecutive field goals spanning three games. The record, which stood for 15 years, was highlighted by a 13-for-13 performance against New Paltz that also included 7-for-7 marksmanship from the free-throw line.

Jones went on to tally 364 points, shoot 53% and lead the team to the ECAC title game in 1985-86. That year he was named honorable mention All-SUNYAC, and was also selected as the school's "Athlete of the Year."

As a junior, Jones exploded out of the gate with a 30-point performance in the season-opener, and scored in double figures in 24 of 25 games. His scoring average of 18.9 led the team for the second straight year, and Jones was rewarded with first-team All-SUNYAC honors and a repeat selection as Binghamton's "Athlete of the Year."

In his final season in 1987-88, Jones produced a school-record 231 field goals, averaged 21.9 points and 6.8 assists, and shot a remarkable 59% from the field. He was again honored as a first team All-SUNYAC selection.

His 1,405 career points ranks fourth all-time at Binghamton, and he is among the program's top-10 in 12 different categories.

Chris Jackey, Induction – Class of 2003

CHRIS JACKEY '90

Jackey was a 6-foot-3 sharp-shooting guard whose scoring prowess was second to none. In four years, including three as a starter, he compiled a school-record 1,721 points – an average of 19.1 points per game. That total remains the highest in 57 years of basketball at Binghamton. Jackey also ranks among the top-10 in 15 different offensive categories.

As a sophomore, Jackey was inserted into the starting lineup and proceeded to deliver a school-record 630 points for an average of 24.2 per contest. He scored 30 or more points eight times, including 36 apiece against Albany and Plattsburgh in an eight-day span. Jackey wound up leading the entire SUNYAC in scoring and was named first team all-conference. In 1988-89, he switched from shooting guard to point guard and still averaged 21 points per game, but also led the conference in assists with 172. He produced five more 30+ scoring performances, highlighted by a career-high 40 against SUNYAC rival Cortland. Jackey again was chosen as a first-team All-SUNYAC member.

He was named captain for his senior season, and responded with a 21.4 scoring average and career highs in steals and three-point percentage. A deadly outside shooter, Jackey nailed a three-pointer in 21 straight games, and produced a rare "triple-double" with 19 points, 10 assists and 10 rebounds against Plattsburgh.

A scholar-athlete, Jackey was the school's first basketball player to become an Academic All-American, and also received an ECAC Merit Medal. He was the University's Jake Pitler Award winner in 1990.



Sherwin Telford, Induction – Class of 2004

SHERWIN TELFORD '96

Telford was a 6-foot-2 shooting guard who played three years at Binghamton after transferring from University of Rochester. His tenure represented the best three-year span in program history. His teams compiled an overall record of 61-23 and won three straight SUNYAC East Division titles. Telford poured in 1,685 points in three seasons, which ranks second all-time. He averaged 20.5 points per game, and shot a stellar 52% from the field, including 42% from three-point range.

In his first season in 1991-92, Telford led the Colonials to a 19-7 campaign — a 10-game improvement over the previous season. He earned first team all-conference honors after BU strung together a school-record 14-game win streak.

As a junior, Telford averaged 21.4 points for a 19-9 team that advanced to the SUNYAC Championship game for the first time in program history. He was honored as a first team all-conference and first team all-region selection, and was placed on the national All-America ballot as one of the top two guards in the entire East Region.

In his senior year, Telford and a veteran BU team rolled to a school-record 23 wins and captured the program's third consecutive divisional crown. He repeated as a first team all-conference and all-region selection, and led the team to runner-up honors in both the SUNYAC and ECAC.

In all, Telford produced two of the top three season scoring totals, and still ranks among the top-10 in 10 different offensive categories.

Telford was the University's "Athlete of the Year" all three years he competed.

Coach Dick Baldwin, Induction – Class of 2006

COACH DICK BALDWIN '91-96

Dick Baldwin coached men's basketball at Binghamton from 1991-96, capping a remarkable 45-year coaching career that began with 40 years at nearby Broome Community College.

After surpassing Adolph Rupp to become the nation's all-time wins leader at any level with his 876th career victory, Baldwin retired from BCC in 1987. Five years later at age 70, he took over a struggling BU program and brought instant respect, community support and national media attention.

In his first year in 1991-92, Baldwin's team rattled off a school-record 14 consecutive victories, captured the program's first-ever SUNYAC East Division title, won a school-record 19 games and defeated conference power Potsdam for the first time in 16 years.

In 1992-93, his team repeated as divisional champions, won 19 games and advanced to the SUNYAC Championship game for the first time in school history. In front of a capacity West Gym crowd, BU came within three points of earning an NCAA tournament berth. The team did receive an invitation to the ECAC Championship — the program's first bid in seven years.

The highlight season was in 1993-94, when Baldwin's Colonials went 23-7, captured their third consecutive divisional title and advanced to both the SUNYAC and ECAC Championship games.

In 45 years, Baldwin's final numbers are staggering — 961 victories, a win percentage of 74% and 1,302 consecutive games coached.

Baldwin's contributions at Binghamton stretch well beyond the victories and accolades. The school's newfound basketball success under Baldwin and the groundswell of community interest served as the foundation for the University's historic and seamless move to Division I athletics.

Jeff Merrill, Induction – Class of 2007



Glenn McIver, Induction – Class of 2013

Joe Garbarino, Induction – Class of 2014

JEFF MERRILL '94

A native of Binghamton, N.Y., Jeff Merrill played basketball at Binghamton from 1990-94. He earned his bachelor's degree with a double major in philosophy and psychology in 1994.

A 6-foot-4 forward and two-time team captain, Merrill graduated as the program's all-time rebounds leader (757) and ranked third in career points (1,603). His career field goal percentage of .589 remains the highest of any player after the first 61 years of basketball at the University.

As a sophomore in 1991-92, Merrill helped lead the Colonials to a 19-7 campaign — including a school-record 14-game win streak. He earned first team all-conference honors after leading the SUNYAC in field goal percentage (62%) and averaging 13.1 points per game.

One year later, Merrill averaged 17.7 points and 8.3 rebounds for a 19-9 team that advanced to the SUNYAC Championship game for the first time in program history. He recorded a "double-double" 10 times, eclipsed the 1,000-point scoring plateau and repeated as a first team all-conference selection.

In his senior year, Merrill and a veteran BU team rolled to a school-record 23 wins and captured the program's third consecutive divisional crown. He was named first team all-conference for the third straight year and also earned all-region accolades after lifting the team to runner-up honors in both the SUNYAC and ECAC.

An accomplished student as well, Merrill received the SUNYAC Sam Molnar Scholar-Athlete Award in 1994 and he also earned ECAC and regional Academic All-America honors.

GLENN McIVER '78

A highly-touted athlete from renowned Power Memorial Academy High School in New York City, McIver came to campus and ignited a program that had previously relied on local and unrecruited players.

McIver played in 78 career games and ranks among the program's top-10 in both scoring and rebounding. He is a member of the 1,000-point club (ninth with 1,101 pts.) and ranks fourth all-time with 699 career rebounds. His rebound average of 9.9 is third-highest in the school's 66-year basketball history.

As a freshman, McIver was named to the All-Tournament Team after leading Binghamton to a title in its inaugural home invitational. He scored 33 points in the tournament and twice more that season, eclipsed the 30-point scoring mark. His scoring average of 14.7 ranked second on the team.

In 1974-75, McIver's Colonials won 13 games — the most wins in 13 seasons — and Binghamton placed third in the SUNYAC East Division in its first year of conference membership. He was co-captain of the squad and averaged a team-high 15.0 points and 8.6 rebounds.

One year later, McIver shot 51% from the field to steer the team to a school record with 14 wins. He led Binghamton in rebounding (8.6) and chipped in 11.0 points per game.

In his senior season, McIver averaged 19.0 points and earned MVP honors at the Binghamton Invitational. The Colonials reached double-digit wins for the third straight year.

JOE GARBARINO '58

A native of Binghamton, Joe Garbarino played basketball and golf at Binghamton from 1955-58. After playing one season at Scranton and then serving two years in the Army, Garbarino enrolled at Harpur College in February 1955. In just his second game for the Colonials, the 5-foot-9 guard scored 31 points against Mansfield and later poured in a then-school record 39 points in a win over Albany. Garbarino went on to average 24.7 points for the season — a mark that still ranks No. 3 all-time at Binghamton after the school's first 66 years of basketball.

Garbarino averaged 21.9 points in the 1955-56 season, surpassing the 30-point mark again with 34 against Utica. He repeated as the team's Basketball Player of the Year.

In his final collegiate campaign, Garbarino served as team captain and averaged 19.3 points. He notched 31 points against Rensselaer and led the team in scoring for the third consecutive season.

His career scoring average of 22.0 points per game still ranks No. 2 in Binghamton basketball history — and his scoring prowess came well in advance of the three-point shot.

A two-sport athlete who competed in golf for two seasons, Garbarino was selected as the school's Athlete of the Year in 1956-57.

ALL-TIME RESULTS



IN THIS SECTION

All-Time Results 108-119
All-Time Series Records.....120-121
Series History vs.
2020-21 Opponents 122-124
All-Time Records vs. All Conferences .. 125

1946-47 (7-4)
Head Coach: Bert Broder

Jan. 10	E.J. All Stars	L	53-61
Jan. 31	@ Scranton Fr.	L	34-44
Feb. 3	E.J. All Stars	W	48-39
Feb. 4	@ Hartwick	L	44-64
Feb. 7	Ithaca Fr.	W	47-42
Feb. 15	@ Elmira	W	53-24
Feb. 19	Scranton Fr.	W	38-32
Mar. 1	@ Utica	L	48-66
Mar. 7	Utica	W	66-46
Mar. 12	Hartwick	W	67-61
Mar. 26	Elmira	W	77-39

1947-48 (5-14)
Head Coach: Gene Welborn

Hartwick	L	35-82
Ithaca Fr.	L	70-79
E.J. All Stars	W	49-30
Colgate Fr.	L	75-93
Scranton Fr.	W	32-28
State Tech	L	39-41
Cornell JV	L	34-51
Syracuse Fr.	L	44-75
Utica	W	62-58
P 82 Am. Leg.	L	55-68
Wilkes	L	28-34
Ithaca Fr.	L	46-53
Syracuse Fr.	L	24-70
Cornell JV	L	52-68
Scranton Fr.	L	33-35
Utica	L	64-77
State Tech	W	46-45
Wilkes	W	58-50
Colgate Fr.	L	14-62

1948-49 (8-12)
Head Coach: Gene Welborn

Wilkes	L	73-77
Kings	L	55-71
Keystone CC	W	82-63
State Tech	L	61-62
State Tech	W	40-35
Wilkes	L	48-51
Wilkes	L	38-54
Utica	L	66-78
State Tech	L	60-62
Utica	L	53-65
Sampson	L	53-59
Keystone CC	W	63-55
Albany	W	76-67
Kings College	L	52-85
State Tech	W	59-55
Utica	W	59-53
Sampson	W	63-61
Genesee CC	W	62-61
Albany	L	52-63
Pargons	L	63-72

1949-50 (14-8)
Head Coach: Gene Welborn

Hobart	L	42-60
Genesee CC	W	66-38
House of Mills	L	60-62
State Tech	L	66-75
Wilkes	W	62-53
State Tech	W	65-63
State Tech	L	58-68
Roberts Wesl.	W	83-59
Lycoming	W	48-45
Mansfield	L	43-48
Utica	L	50-51
Wilkes	W	57-54
Lycoming	W	61-60
State Tech	L	74-82
Mansfield	W	83-61
Utica/Rome	W	62-52
Albany	W	67-51
Roberts Wesl.	L	68-70
Albany	W	91-58
Utica	W	77-75
Utica/Rome	W	80-63
Wilkes	W	87-82

1950-51 (10-12)
Head Coach: Gene Welborn

Dec. 2	Genesee CC	W	80-53
Dec. 6	@ Oneonta	W	59-58
Dec. 9	Roberts Wesl.	W	70-60
Dec. 13	Albany	W	76-67
Dec. 19	@ Utica	W	67-63
Dec. 26	@ Taylor	L	58-82
Dec. 29	State Tech	W	54-51
Jan. 6.	Lycoming	L	70-88
Jan. 9	Wilkes	L	73-101
Jan. 10	State Tech	W	79-62
Jan. 12	Oswego	W	49-41
Jan. 13	Utica	L	53-62
Jan. 17	Bloomsburg	L	68-95
Jan. 20	Mansfield	W	2-0
Feb. 6	Kings	L	76-79
Feb. 10	Champlain	L	45-64
Feb. 14	Bloomsburg	L	70-72
Feb. 17	Lycoming	L	55-90
Feb. 28	Albany	L	49-53
Mar. 3	Mansfield	L	54-59
Mar. 7	Wilkes	W	62-50
Mar. 10	Oneonta	L	79-81

1951-52 (5-18)
Head Coach: Richard Powell

Dec. 1	Roberts Wesl.	L	61-67
Dec. 4	Oneonta	W	50-48
Dec. 6	@ Bloomsburg	L	45-67
Dec. 7	@ Albany	L	49-58
Dec. 9	Mansfield	L	72-80
Dec. 15	Utica	L	65-68
Dec. 18	Hartwick	L	49-59
Dec. 21	@ Maritime	L	58-59
Jan. 3	@ Wilkes	L	47-62
Jan. 5	Kings	L	73-80
Jan. 8	@ Utica	L	62-76
Jan. 12	Champlain	L	54-64
Jan. 14	Ithaca	L	46-59
Jan. 16	@ Hartwick	L	43-68
Jan. 19	@ Mansfield	W	70-68
Feb. 2	Oswego	W	81-61
Feb. 6	@ Oneonta	W	56-51
Feb. 9	Lycoming	L	46-77
Feb. 13	Scranton	L	68-86
Feb. 23	Bloomsburg	L	69-90
Feb. 27	Wilkes	L	75-77
Feb. 29	Lycoming	L	61-82
Mar. 5	Albany	W	62-61

1952-53 (1-17)
Head Coach: John Natale

Dec. 9	Wilkes	L	63-96
Dec. 12	@ Albany	L	57-72
Dec. 17	@ Oneonta	L	55-77
Jan. 7	Mansfield	L	85-87
Jan. 10	@ Geneseo	W	66-60
Jan. 14	Ithaca	L	60-83
Jan. 17	@ Lycoming	L	49-112
Jan. 20	Hobart	L	64-80
Jan. 23	@ Hancock	L	42-91
Feb. 4	@ Wilkes	L	61-93
Feb. 7	Maritime	L	56-87
Feb. 11	Oneonta	L	69-71
Feb. 14	@ Utica	L	72-79
Feb. 21	Albany	L	50-64
Feb. 25	@ Scranton	L	42-90
Feb. 28	Utica	L	48-63
Mar. 6	@ Oswego	L	52-80
Mar. 7	@ Champlain	L	55-69

1953-54 (3-14)
Head Coach: John Natale

Hobart	L	45-83
Oswego	W	61-54
Oneonta	L	53-55
Geneseo	W	68-54
Utica	L	57-61
Mansfield	L	50-72
Albany	L	69-75
Lycoming	L	41-83
Hunter	L	58-72
Maritime	L	46-83
Ithaca	L	54-74
Albany Pharm.	L	39-58
Hamilton	L	49-77
Oneonta	L	50-79
Albany	L	57-62
Utica	L	69-83
Wilkes	W	56-51

1954-55 (7-11)
Head Coach: John Natale

Dec. 1	@ Oneonta	L	58-74
Dec. 4	@ Geneseo	W	78-71
Dec. 8	Mansfield	L	46-63
Dec. 10	Albany	W	61-59
Dec. 15	Hamilton	L	55-72
Jan. 5	Utica	L	59-70
Jan. 8	@ Oswego	L	62-86
Jan. 15	Plattsburgh	W	62-52
Jan. 19	Oneonta	W	56-49
Feb. 5	Hunter	L	53-59
Feb. 9	@ Mansfield	L	73-98
Feb. 12	Geneseo	W	78-49
Feb. 16	@ Utica	L	71-91
Feb. 19	Maritime	W	78-71
Feb. 23	@ Ithaca	L	83-103
Feb. 26	Oswego	L	68-81
Mar. 2	@ Wilkes	L	72-102
Mar. 5	@ Albany	W	97-91

1955-56 (1-15)
Head Coach: John Natale

Nov. 30	Oneonta	L	53-90
Dec. 3	@ Geneseo	W	74-66
Dec. 7	@ Mansfield	L	45-90
Dec. 9	Albany	L	38-72
Dec. 17	Ithaca	L	30-78
Jan. 11	Utica	L	62-63
Jan. 14	Hartwick	L	39-73
Jan. 17	@ Oswego	L	53-81
Feb. 4	Geneseo	L	57-74
Feb. 11	@ Maritime	L	65-83
Feb. 14	@ Utica	L	76-106
Feb. 22	Wilkes	L	76-99
Feb. 24	@ Hamilton	L	58-125
Feb. 25	@ Plattsburgh	L	58-75
Feb. 29	Mansfield	L	51-84
Mar. 3	@ Oneonta	L	62-85

1956-57 (1-14)
Head Coach: Frank Pollard

Dec. 1	@ Geneseo	L	53-77
Dec. 7	@ Albany	L	66-91
Dec. 11	Oneonta	L	61-78
Dec. 15	Hamilton	L	44-66
Jan. 9	Oswego	L	67-98
Jan. 12	@ Hartwick	L	56-93
Jan. 17	Utica	L	53-82
Feb. 2	Maritime	W	66-60
Feb. 9	Geneseo	L	72-83
Feb. 14	@ Utica	L	65-80
Feb. 16	Plattsburgh	L	55-79
Feb. 20	@ Oneonta	L	76-97
Feb. 27	@ Mansfield	L	40-70
Mar. 2	@ Wilkes	L	60-109
Mar. 9	Rensselaer	L	63-70

1957-58 (1-13)
Head Coach: Frank Pollard

Dec. 4	Utica	L	43-53
Dec. 7	@ Geneseo	L	52-54
Dec. 10	@ Oneonta	L	51-63
Dec. 13	Wilkes	L	56-71
Dec. 18	Alfred	L	46-68
Jan. 11	@ Maritime	W	79-72
Feb. 8	Geneseo	L	56-59
Feb. 14	@ Hamilton	L	34-75
Feb. 15	@ Plattsburgh	L	55-89
Feb. 19	Oneonta	L	54-65
Feb. 22	@ Oswego	L	38-70
Feb. 27	@ Utica	L	56-70
Mar. 1	Hartwick	L	48-76
Mar. 5	Albany	L	60-69

1958-59 (3-12)
Head Coach: Frank Pollard

Dec. 5	Hobart	L	44-55
Dec. 6	Wooster	L	53-95
Dec. 12	Maritime	W	63-57
Dec. 16	@ Oneonta	L	59-99
Dec. 18	@ Utica	L	50-61
Jan. 9	@ Hartwick	L	60-87
Feb. 7	Geneseo	W	65-62
Feb. 11	@ Wilkes	L	73-95
Feb. 14	Plattsburgh	L	59-60
Feb. 18	Oneonta	L	58-83
Feb. 21	Oswego	L	53-78
Feb. 24	@ Alfred	L	47-70
Feb. 28	@ Rensselaer	L	46-73
Mar. 4	@ Albany	L	77-104
Mar. 7	Utica	W	88-56

1959-60 (6-8)
Head Coach: Frank Pollard

Dec. 1	@ Utica	W	69-65
Dec. 3	Rensselaer	W	47-46
Dec. 11	Albany	L	60-65
Dec. 18	@ Hobart	L	52-67
Jan. 8	Hartwick	L	59-63
Jan. 14	Wilkes	W	78-69
Feb. 5	@ Hamilton	L	66-91
Feb. 6	@ Geneseo	L	73-83
Feb. 12	@ Drew	W	66-59
Feb. 13	@ Maritime	L	64-65
Feb. 16	Oneonta	W	49-47
Feb. 20	Alfred	W	68-65
Feb. 27	@ Union	L	62-68
Mar. 5	Utica	L	75-77

1960-61 (11-6)
Head Coach: Frank Pollard

@ Utica		W	89-79
@ Hartwick		L	75-96
FDU		W	62-50
Hamilton		L	66-81
Susquehanna		L	77-87
@ Albany		L	56-69
Drew		W	81-46
@ Wilkes		L	78-81
Rensselaer		W	49-47
Plattsburgh		W	73-61
@ Geneseo		W	80-64
@ Alfred		L	54-63
Hobart		W	83-73
Maritime		W	65-44
@ Oneonta		W	57-54
Union		W	76-64
Utica		W	83-73

1961-62 (14-3)
Head Coach: Frank Pollard

Dec. 1	Utica	W	78-60
Dec. 2	@ Hobart	W	49-47
Dec. 8	Rensselaer	W	61-41
Dec. 13	@ Susquehanna	L	50-55
Dec. 16	Albany	W	62-58
Jan. 6	@ Union	L	61-70
Jan. 13	Plattsburgh	W	102-61
Feb. 3	Wilkes	W	68-59
Feb. 9	@ Drew	W	78-57
Feb. 10	Maritime	W	62-55
Feb. 13	Oneonta	W	61-50
Feb. 17	Alfred	W	71-61
Feb. 23	@ Hamilton	W	77-76
Feb. 24	@ Geneseo	W	81-63
Feb. 28	Hartwick	L	58-60
Mar. 3	@ FDU	W	75-56
Mar. 6	@ Utica	W	78-60

1962-63 (6-10)
Head Coach: Frank Pollard

Dec. 1	Hobart	W	64-60
Dec. 5	@ Hartwick	L	60-82
Dec. 7	Hamilton	L	44-68
Dec. 13	@ Utica	L	49-55
Dec. 15	Plattsburgh	L	63-78
	@ Albany	L	56-81
	Union	L	75-76
	Stony Brook	W	88-73
	@ Rensselaer	W	71-61
Jan. 16	@ Alfred	L	39-67
Feb. 19	@ Oneonta	L	64-71
Feb. 23	Geneseo	L	53-62
Feb. 28	@ Wilkes	L	53-61
Mar. 2	Maritime	W	90-63
Mar. 5	Utica	W	93-62
Mar. 8	Drew	W	76-63

1963-64 (2-13)
Head Coach: Frank Pollard

Dec. 3	@ Geneseo	W	63-61
Dec. 7	@ Hobart	L	53-69
Dec. 13	Utica	L	57-61
Dec. 20	@ Drew	W	71-67
Jan. 8	Albany	L	52-78
Jan. 11	@ Union	L	70-87
Jan. 15	Wilkes	L	55-60
Jan. 17	Rensselaer	L	45-50
Jan. 25	Hartwick	L	50-59
Feb. 1	@ Utica	L	71-75
Feb. 7	@ Maritime	L	54-65
Feb. 8	@ Stony Brook	L	62-69
Feb. 12	@ Hamilton	L	48-72
Feb. 15	Alfred	L	67-83
Feb. 18	Oneonta	L	51-73

1964-65 (4-12)
Head Coach: Frank Pollard

@ Utica	L	61-62
Hobart	W	83-75
@ Alfred	L	94-97
Union	L	73-79
Geneseo	W	62-54
Hamilton	L	61-64
@ Rensselaer	L	53-89
Plattsburgh	L	75-95
@ Hartwick	L	61-102
Utica	W	67-64
@ Stony Brook	L	59-60
@ Wilkes	L	60-75
@ Drew	L	53-60
@ Albany	L	44-74
@ Oneonta	L	55-69
Maritime	W	63-54

1965-66 (4-12)
Head Coach: Frank Pollard

Dec. 2	@ Utica	L	40-52
Dec. 4	Alfred	L	46-53
Dec. 11	@ Geneseo	L	52-66
Dec. 15	@ Hamilton	L	71-83
Jan. 7	@ Maritime	L	65-73
Jan. 8	@ Stony Brook	L	53-61
Jan.11	Wilkes	W	84-76
Jan. 14	Rensselaer	L	41-74
Jan. 22	@ Hobart	L	63-71
Jan. 26	Hartwick	L	55-65
Jan. 29	Albany	L	67-71
Feb. 4	@ Union	L	62-69
Feb. 5	@ Plattsburgh	L	77-93
Feb. 9	Oneonta	W	82-68
Feb. 12	Drew	W	108-92
Feb. 18	Utica	W	71-68

1966-67 (10-6)
Head Coach: Frank Pollard

@ Rensselaer	L	51-67
Alfred	W	77-75
Geneseo	W	66-64
Hamilton	L	71-80
Wilkes	L	61-81
Albany	L	56-68
Utica	W	100-80
Hobart	W	70-56
Union	W	57-52
Hartwick	L	71-97
Plattsburgh	W	74-63
Stony Brook	W	56-53
Utica	W	86-70
Drew	L	72-86
Oneonta	W	72-69
Maritime	W	72-56

1967-68 (6-10)
Head Coach: Frank Pollard

Dec. 2	Oneonta	L	67-79
Dec. 6	@ Hamilton	L	89-101
Dec. 9	@ Geneseo	L	64-66
Dec. 15	Utica	W	95-67
Jan. 9	Wilkes	W	82-78
Jan. 12	@ Union	L	61-62
Jan. 13	@ Plattsburgh	W	86-84
Feb. 6	Albany	L	60-75
Feb. 9	@ Maritime	W	73-50
Feb. 10	Stony Brook	L	58-59
Feb. 15	Rensselaer	L	53-64
Feb. 17	Alfred	W	90-69
Feb. 24	@ Hobart	L	63-65
Feb. 28	Hartwick	L	63-77
Mar. 2	Drew	W	76-50
Mar. 6	@ Utica	L	72-86

1968-69 (7-10)
Head Coach: Frank Pollard

Union	W	70-58
@ Oneonta	L	54-74
@ Hamilton	L	73-76
Plattsburgh	W	85-77
@ Utica	W	83-69
@ Albany	L	50-70
@ Univ. Buffalo	L	61-88
Hobart	W	51-49
Stony Brook	W	43-42
@ Wilkes	L	67-101
Maritime	W	65-52
@ Alfred (ot)	L	75-77
Geneseo	L	58-82
Houghton	W	76-54
@ Hartwick	L	63-100
@ Rensselaer	L	64-88
Utica	L	55-75

1969-70 (5-12)
Head Coach: Frank Pollard
Home Court: West Gym

Stony Brook	L	69-79
@ Utica	W	85-71
@ Geneseo	L	81-87
Oneonta	L	52-63
@ Union	L	58-67
@ Plattsburgh	W	73-67
Univ. Buffalo	L	60-89
@ Hobart	L	67-88
@ Hamilton	L	69-89
Wilkes	L	58-90
@ Maritime	W	92-82
@ Stony Brook	L	55-85
Hartwick	L	66-90
@ Houghton	W	70-68
@ Utica	W	88-80
Alfred	L	68-77
Rensselaer	L	73-91

1970-71 (6-11)
Head Coach: Frank Pollard
Home Court: West Gym

Dec. 1	Union	W	56-54
Dec. 5	@ Stony Brook	L	50-62
Dec. 9	@ Oneonta	L	60-72
Dec. 12	Albany	L	54-82
Dec. 15	RIT	L	63-76
Jan. 9	Plattsburgh	W	90-65
Feb. 3	Hobart	L	62-71
Feb. 6	Hamilton	W	91-70
Feb. 9	@ Wilkes	L	63-95
Feb. 13	Maritime	W	85-68
Feb. 17	@ Rensselaer	L	75-77
Feb. 20	Geneseo	L	70-88
Feb. 23	@ Hartwick	L	70-99
Feb. 27	Houghton	W	86-68
Mar. 1	@ Utica	L	85-89
Mar. 3	Utica	W	88-74
Mar. 6	@ Alfred	L	71-82

1971-72 (6-12)
Head Coach: Frank Pollard
Home Court: West Gym

Dec. 3	Stony Brook	L	64-88
Dec. 4	Oneonta	W	73-61
Dec. 10	@ Geneseo	L	76-87
Dec. 11	@ Albany	L	44-67
Dec. 14	Rensselaer	W	79-70
Dec. 18	Elmira	L	54-66
Jan. 8	@ Plattsburgh	L	74-78
Jan. 29	@ Utica	L	74-79
Feb. 2	@ Hobart	W	68-55
Feb. 5	@ Hamilton	L	70-78
Feb. 8	Wilkes	L	52-55
Feb. 10	@ Maritime	W	78-51
Feb. 15	Alfred	W	78-65
Feb. 18	@ Union	L	57-75
Feb. 22	Hartwick	L	70-96
Feb. 26	@ Houghton	W	78-73
Feb. 29	Utica	L	68-92
Mar. 4	@ RIT	L	69-78

1972-73 (11-9)
Head Coach: John Affleck
Home Court: West Gym

Dec. 1	vs. Queens[1]	W	66-62
Dec. 2	@ Potsdam[1]	L	52-71
Dec. 6	Utica	W	86-71
Dec. 9	@ Stony Brook	W	71-69
Dec. 13	@ Oneonta	W	85-73
Dec. 16	Albany	W	68-66
Dec. 21	@ Wilkes	L	76-94
Jan. 24	@ Eisenhower	W	90-66
Jan. 27	@ Rensselaer	L	65-71
Jan. 31	Hobart	L	49-54
Feb. 3	Hamilton	W	72-65
Feb. 9	Maritime	W	83-43
Feb. 10	Alfred	W	69-67
Feb. 14	@ Elmira	L	75-77
Feb. 17	Geneseo	L	63-69
Feb. 19	@ Hartwick	L	71-73
Feb. 22	Union	L	50-66
Feb. 24	Houghton	W	87-56
Mar. 2	RIT	W	107-87
Mar. 3	@ Utica	L	88-98

1 Potsdam Invitational

1973-74 (9-15)
Head Coach: John Affleck
Home Court: West Gym

Nov. 30	Baruch[1]	W	73-52
Dec. 1	Oneonta[1]	W	58-54
Dec. 3	Elmira	L	77-80
Dec. 7	@ Hamilton	L	80-84
Dec. 8	Plattsburgh	W	65-57
Dec. 11	Alfred	L	64-71
Dec. 15	@ Albany	L	71-76
Jan. 12	@ Houghton	W	99-78
Jan. 18	@ Oswego	L	61-75
Jan. 19	York	L	64-74
Jan. 26	Hartwick	L	54-67
Feb. 1	@ Rob. Wesl.	W	73-72
Feb. 2	@ RIT	L	64-68
Feb. 5	Potsdam	L	49-70
Feb. 8	@ Maritime	W	63-55
Feb. 9	Pratt	W	78-59
Feb. 11	Wilkes	L	54-66
Feb. 16	Stony Brook	L	45-77
Feb. 19	Cortland	L	45-52
Feb. 22	@ Geneseo	L	70-86
Feb. 23	@ Union	L	52-71
Feb. 27	Eisenhower	W	86-76
Mar. 2	@ Utica	W	78-74
Mar. 4	Ithaca	L	80-81

1 Binghamton Tip-Off Classic

1974-75 (13-10 overall, 5-5 SUNYAC, 3rd East)
Head Coach: John Affleck
Home Court: West Gym

Dec. 3	@ Elmira	W	90-68
Dec. 5	Hamilton	L	60-67
Dec. 7	@ Oneonta	L	68-79
Dec. 10	Albany	L	71-91
Dec. 13	@ Plattsburgh	W	68-56
Dec. 14	@ Potsdam	L	47-53
Dec. 27	@ John Jay	L	64-70
Dec. 28	Ramapo	W	69-67
Jan. 18	New Paltz	W	112-74
Jan. 24	Maritime	W	73-58
Jan. 25	Oswego	W	96-76
Jan. 29	Houghton	W	83-55
Jan. 31	@ Buffalo State	L	69-100
Feb. 1	@ Fredonia	W	42-38
Feb. 8	Brockport	L	74-81
Feb. 11	@ Hartwick	L	63-91
Feb. 15	@ Stony Brook	W	74-66
Feb. 18	@Cortland	L	70-89
Feb. 21	Geneseo	W	83-82
Feb. 22	Union	L	71-92
Feb. 26	@ Eisenhower	W	93-77
Mar. 1	@ Utica	W	73-72
Mar. 3	Ithaca	W	71-70

1975-76 (14-10 overall, 4-6 SUNYAC, 4th East)
Head Coach: John Affleck
Home Court: West Gym

Dec. 3	@ Hamilton	L	71-94
Dec. 5	Stony Brook[1]	W	74-72
Dec. 6	RIT[1]	L	56-62
Dec. 9	Albany	L	71-81
Dec. 12	Plattsburgh	L	62-63
Dec. 30	Hunter[2]	W	71-63
Dec. 31	Lehman[2]	W	52-47
Jan. 17	Potsdam	W	75-60
Jan. 19	Utica	W	67-64
Jan. 24	@ Oswego	L	68-69
Jan. 30	@ Pratt	W	68-58
Jan. 31	@ Maritime	W	83-75
Feb. 3	Hartwick	L	60-78
Feb. 7	@ Brockport	L	77-106
Feb. 10	Oneonta	L	41-61
Feb. 12	Eisenhower	W	94-69
Feb. 14	Fredonia	W	44-39
Feb. 18	Cortland	W	66-60
Feb. 20	@ Geneseo	L	64-67
Feb. 21	@ Houghton	W	70-68
Feb. 25	@ Union	L	49-59
Feb. 27	@ New Paltz	W	76-57
Feb. 28	Elmira	W	78-71
Mar. 2	@ Ithaca	W	2-0

1 Binghamton Invitational
2 Hunter Invitational

1976-77 (9-16 overall, 4-6 SUNYAC, 6th East)
Head Coach: John Affleck
Home Court: West Gym

Dec. 1	Eisenhower	W	106-84
Dec. 4	Baruch[1]	W	108-89
Dec. 5	Stony Brook[1]	L	71-84
Dec. 8	Albany	L	49-58
Dec. 11	@ Plattsburgh	L	62-64
Dec. 14	Scranton	L	65-89
Jan. 7	Rand. Macon[2]	L	51-88
Jan. 8	Shippensburg[2]	L	61-77
Jan. 11	@ Colgate	L	68-82
Jan. 15	@ Potsdam	L	63-80
Jan. 22	Oswego	W	59-57
Jan. 25	Hunter	L	64-88
Jan. 28	New Paltz	W	73-62
Jan. 29	@ Elmira	W	47-45
Feb. 1	@ Hartwick	L	59-82
Feb. 5	@ Utica[3]	L	71-79
Feb. 6	vs. Hamilton[3]	L	70-79
Feb. 9	@ Oneonta	L	54-80
Feb. 12	@ Fredonia	W	57-55
Feb. 16	@ Cortland	L	61-68
Feb. 18	Geneseo	W	67-65
Feb. 21	Houghton	W	75-57
Feb. 23	Union	L	54-67
Feb. 26	Brockport	L	55-57
Mar. 1	Ithaca	W	2-0

1 Binghamton Tip-Off Classic
2 Yellow Jacket Scramble
3 Utica tournament
3 Utica Invitational

1977-78 (10-14 overall, 4-5 SUNYAC, T-6th East)
Head Coach: John Affleck
Home Court: West Gym

Nov. 30	@ Eisenhower	W	83-81
Dec. 2	Queens[1]	W	70-66
Dec. 3	Alfred[1]	W	73-55
Dec. 7	@ Albany	L	69-91
Dec. 10	@ Elmira (ot)	L	77-70
Dec. 14	@ Scranton	L	78-83
Dec. 17	@ New Paltz	L	85-102
Dec. 28	@ Brooklyn[2]	L	65-78
Dec. 29	vs. John Jay[2]	W	73-65
Jan. 23	@ Oswego	W	95-74
Jan. 25	@ Union (ot)	L	68-73
Jan. 28	@ Stony Brook	L	83-97
Jan. 31	Hartwick	L	71-88
Feb. 3	Plattsburgh	W	58-50
Feb. 4	Medaille	W	100-64
Feb. 7	Oneonta	L	58-60
Feb. 10	Fredonia	W	50-44
Feb. 11	Cortland	W	79-69
Feb. 15	Potsdam	L	53-73
Feb. 17	Geneseo	L	67-77
Feb. 20	@ Cortland	L	54-68
Feb. 24	@ Brockport	L	67-69
Feb. 28	@ Utica	L	74-75
Mar. 2	Ithaca	W	79-72

1 Binghamton Tip-Off Classic
2 Brooklyn Tournament

1978-79 (7-17 overall, 2-9 SUNYAC, 6th East)
Head Coach: John Affleck
Home Court: West Gym

Nov. 29	Eisenhower	W	92-68
Dec. 1	Medgar Evers[1]	W	81-68
Dec. 2	Brooklyn[1] (ot)	L	71-75
Dec. 6	Albany	L	63-69
Dec. 9	@ Elmira	L	53-66
Dec. 16	New Paltz	W	76-60
Dec. 27	@ Staten Island	L	61-68
Dec. 28	@ John Jay (ot)	W	54-52
Jan. 18	@ Potsdam	L	56-81
Jan. 21	Oswego	W	76-58
Jan. 23	Union	W	61-58
Jan. 26	@ Univ. Buffalo	L	44-54
Jan. 27	@ Fredonia	L	69-81
Jan. 30	@ Hartwick	L	59-73
Feb. 1	Utica	L	68-75
Feb. 3	Stony Brook	L	63-96
Feb. 6	@ Oneonta	L	52-59
Feb. 10	@ Plattsburgh	L	63-84
Feb. 13	@ Cortland	L	55-60
Feb. 16	Geneseo (ot)	W	77-74
Feb. 17	Hamilton	L	59-71
Feb. 22	@ Albany	L	62-76
Feb. 25	Brockport	L	69-76
Mar. 2	@ Ithaca	L	51-59

1 Binghamton Tip-Off Classic

1979-80 (5-19 overall, 1-9 SUNYAC, 6th East)
Head Coach: John Affleck
Home Court: West Gym

Nov. 27	@ Eisenhower	L	76-84
Nov. 30	Baruch[1] (ot)	W	90-84
Dec. 1	Staten Island[1]	L	58-79
Dec. 5	@ Albany	L	66-81
Dec. 8	@ Stony Brook (ot)	L	92-96
Dec. 11	Ithaca	L	53-56
Dec. 13	@ New Paltz	L	73-93
Dec. 15	Cortland	L	69-77
Dec. 27	vs. John Jay[2]	W	59-44
Dec. 28	Plattsburgh[2]	L	47-53
Jan. 22	Utica	L	64-69
Jan. 24	@ Union	L	69-110
Jan. 26	Potsdam	L	52-53
Jan. 30	Oneonta	W	81-64
Feb. 2	Albany	L	60-67
Feb. 5	@ Plattsb. (ot)	L	62-65
Feb. 7	Old Westbury	W	77-63
Feb. 9	@ Potsdam	L	54-64
Feb. 12	@ Cortland	L	56-65
Feb. 15	Plattsburgh	L	64-67
Feb. 16	@ Hamilton	L	58-66
Feb. 19	@ Oneonta	L	54-66
Feb. 21	Elmira	L	51-58
Feb. 27	Purchase	W	97-53

1 Binghamton Tip-Off Classic
2 Brooklyn Tournament

1980-81 (10-15 overall, 3-7 SUNYAC, T-4th East)
Head Coach: John Affleck
Home Court: West Gym

Nov. 15	Queens, Ont.	W	80-63
Nov. 21	Misericordia[1]	W	64-48
Nov. 22	Univ. Buffalo[1]	W	54-53
Dec. 2	Eisenhower	W	74-65
Dec. 4	@ Cortland	L	61-80
Dec. 6	Stony Brook	L	64-75
Dec. 10	Albany (ot)	L	50-52
Dec. 13	@ Ithaca (ot)	L	63-64
Jan. 13	@ Palm Beach Atl.	W	77-66
Jan. 15	@ Clear. Christ.	W	87-69
Jan. 17	@ Fla. Mem.	L	76-88
Jan. 20	@ Old West.	L	71-74
Jan. 23	@ Plattsburgh	L	49-51
Jan. 24	@ Potsdam	L	32-100
Jan. 27	Hamilton	L	60-88
Jan. 30	@ Oneonta	W	72-61
Jan. 31	@ Purchase	W	96-58
Feb. 4	Cortland	W	73-71
Feb. 6	@ Colgate	L	78-98
Feb. 10	@ Albany	L	46-52
Feb. 14	Potsdam	L	53-74
Feb. 18	Union	L	62-63
Feb. 20	Plattsburgh	W	61-58
Feb. 21	@ Elmira	L	75-81
Feb. 24	Oneonta	L	47-51

1 Binghamton Tip-Off Classic

1981-82 (3-18 overall, 2-8 SUNYAC, 5th East)
Head Coach: John Affleck
Home Court: West Gym

Nov. 20	Baruch[1]	L	78-90
Nov. 21	RIT[1]	L	53-61
Nov. 24	@ Eisenhower	L	68-70
Dec. 2	@ Albany	L	45-56
Dec. 4	Stony Brook	L	61-67
Dec. 5	Elmira	L	55-68
Dec. 9	@ Misericordia	W	67-63
Dec. 12	Potsdam	L	43-69
Jan. 18	@ Hamilton	L	64-108
Jan. 21	@ Union	L	66-80
Jan. 26	@ Oneonta	L	51-63
Jan. 29	Cortland	L	47-59
Jan. 31	@ Plattsburgh	W	73-67
Feb. 3	Albany	L	45-59
Feb. 6	@ Brockport	W	53-51
Feb. 8	Oswego	L	68-69
Feb. 10	Potsdam	L	60-87
Feb. 12	Plattsburgh	L	56-58
Feb. 16	Oneonta (4ot)	W	58-51
Feb. 19	Cortland	L	76-109
Feb. 20	Ithaca	L	50-65

1 Binghamton Tip-Off Classic

1982-83 (9-15 overall, 1-8 SUNYAC, 6th East)
Head Coach: John Affleck
Home Court: West Gym

Nov. 12	Queens, Ont.	W	92-57
Nov. 19	Hobart[1]	W	79-58
Nov. 20	Fredonia[1]	W	86-63
Nov. 30	@ Oswego	L	70-77
Dec. 2	Misericordia	W	88-73
Dec. 4	@ Potsdam	L	54-71
Dec. 8	@ Plattsburgh	L	75-88
Dec. 11	Hamilton	L	70-78
Jan. 7	Fla. Inst. Tech.[2]	W	70-69
Jan. 8	NJ Inst.Tech.[2]	L	72-74
Jan. 11	Florida Bible	W	116-60
Jan. 22	Oneonta	L	61-68
Jan. 25	Albany	W	78-76
Jan. 27	Cortland (ot)	L	78-86
Jan. 29	Rochester	L	65-67
Feb. 1	Albany	L	44-70
Feb. 3	Union	L	53-76
Feb. 5	Brockport	W	71-64
Feb. 8	Ithaca	L	64-86
Feb. 11	Potsdam	L	48-60
Feb. 12	Plattsburgh	L	59-73
Feb. 17	Oneonta	L	48-64
Feb. 19	Elmira	W	65-58
Feb. 24	Cortland	L	79-94

1 Binghamton Tip-Off Classic
2 FIT Tournament

1983-84 (16-10 overall, 5-4 SUNYAC, 4th East)
Head Coach: Dave Archer
Home Court: West Gym

Nov. 18	Misericordia[1]	W	76-63
Nov. 19	Upsala[1]	L	52-55
Nov. 22	Utica/Rome	W	74-68
Nov. 29	Oswego	W	85-73
Dec. 2	Geneseo[2] (ot)	W	83-77
Dec. 3	Fredonia[2]	W	68-62
Dec. 5	@ Oneonta	L	51-67
Dec. 9	Plattsburgh	W	76-74
Dec. 10	Potsdam (ot)	L	60-61
Jan. 14	Stony Brook	W	72-64
Jan. 19	Albany (OT)	L	60-62
Jan. 21	Hamilton[3]	L	62-63
Jan. 22	N. Adams St.[3]	W	72-55
Jan. 25	@ Cortland	W	69-65
Jan. 27	Rochester	L	66-83
Jan. 28	Roberts Wesl.	W	100-75
Jan. 31	@ Union	L	59-74
Feb. 4	@ Albany	W	65-55
Feb. 6	Ithaca (2ot)	W	79-77
Feb. 11	@ Plattsburgh	W	65-58
Feb. 12	@ Potsdam	L	66-72
Feb. 15	Cortland	W	93-70
Feb. 18	@ Elmira	L	64-68
Feb. 21	Oneonta	W	85-73
Feb. 24	Albany[4]	W	46-44
Feb. 25	Hamilton[4]	L	58-61

1 Binghamton Tip-Off Classic
2 Fredonia Tournament
3 Hamilton Tournament
4 ECAC Tournament

1984-85 (14-11 overall, 5-5 SUNYAC, 3rd East)
Head Coach: Dave Archer
Home Court: West Gym

Nov. 16	Old Westbury[1]	L	65-66
Nov. 17	Purchase[1]	W	87-74
Nov. 20	@ Utica/Rome	L	67-81
Nov. 27	@ Oswego	L	65-72
Dec. 1	Union	W	83-63
Dec. 5	@ Oneonta	W	86-70
Dec. 6	Hamilton	W	88-78
Dec. 8	Misericordia	W	87-74
Dec. 11	@ USMMA	W	66-62
Dec. 12	@ Stony Brook	L	65-76
Jan. 18	Potsdam	L	61-63
Jan. 19	Plattsburgh	W	75-63
Jan. 23	Albany	L	61-62
Jan. 25	@ Rochester	L	70-77
Jan. 26	@ Rob. Wesl.	W	77-66
Jan. 30	Oneonta (ot)	W	64-56
Feb. 2	@ Cortland (ot)	L	86-90
Feb. 5	@ Ithaca	W	90-76
Feb. 8	@ Potsdam	L	58-105
Feb. 9	@ Plattsburgh	W	49-48
Feb. 13	@ Albany	L	66-80
Feb. 16	Cortland	W	69-66
Feb. 18	@ Hartwick	W	44-41
Feb. 20	Elmira	W	65-61
Mar. 1	Union	L	64-79

1 Binghamton Tip-Off Classic

1985-86 (14-14 overall, 5-7 SUNYAC, 3rd East)
Head Coach: Dave Archer
Home Court: West Gym

Nov. 22	Purchase[1]	W	92-46
Nov. 23	Stony Brook[1] (ot)	L	80-81
Nov. 26	Oswego	W	72-61
Dec. 2	@ Hartwick	L	69-84
Dec. 4	@ Oneonta	W	84-73
Dec. 6	Union[2]	L	71-72
Dec. 7	Clarkson[2]	W	93-78
Jan. 3	@ Army	L	52-81
Jan. 5	USMMA	W	91-72
Jan. 11	@ Hamilton	L	66-85
Jan. 17	@ Potsdam	L	51-91
Jan. 18	@ Plattsburgh	L	71-72
Jan. 22	Albany	L	65-69
Jan. 24	Old Westbury	W	81-72
Jan. 25	Cortland	W	100-80
Jan. 29	Oneonta	W	68-58
Feb. 1	@ New Paltz	W	96-88
Feb. 4	Ithaca	W	84-77
Feb. 7	Potsdam	L	51-71
Feb. 8	Plattsburgh	W	90-71
Feb. 10	New Paltz	L	85-87
Feb. 12	Albany	L	75-79
Feb. 15	Cortland	L	67-69
Feb. 18	Union	W	70-67
Feb. 24	Elmira	L	62-66
Mar. 1	Hartwick	W	81-71
Mar. 5	Albany	W	62-61
Mar. 8	Hamilton	L	85-87

1 Binghamton Tip-Off Classic
2 Nazareth Tournament

1986-87 (10-15 overall, 4-8 SUNYAC, 5th East)
Head Coach: Dave Archer
Home Court: West Gym

Nov. 21	Utica[1] (ot)	W	95-94
Nov. 22	Alfred[1]	L	73-76
Nov. 25	@ Oswego	W	82-81
Dec. 1	Hartwick	W	68-65
Dec. 3	Oneonta	L	57-58
Dec. 6	@ New Paltz	W	91-80
Dec. 9	Albany	L	77-87
Dec. 19	Scranton	L	74-80
Dec. 20	Bloomsburg	W	92-75
Jan. 16	Potsdam	L	73-97
Jan. 17	@ Plattsburgh	L	96-110
Jan. 24	@ Cortland	W	110-97
Jan. 27	@ Rochester	L	61-75
Jan. 28	@ Utica	L	78-92
Jan. 30	New Paltz	W	104-91
Feb. 3	@ Ithaca	W	64-58
Feb. 6	Potsdam	L	66-69
Feb. 7	Plattsburgh	L	89-110
Feb. 10	@ Albany	L	85-96
Feb. 13	@ Old Westbury	L	69-72
Feb. 14	Cortland	W	91-77
Feb. 16	Union	L	73-84
Feb. 18	Hamilton	L	64-74
Feb. 21	@ Oneonta	L	55-67
Feb. 23	Elmira	W	85-84

1 Binghamton Tip-Off Classic

1987-1988 (9-17 overall, 5-5 SUNYAC, 4th East)
Head Coach: Dave Archer
Home Court: West Gym

Nov. 20	Purchase[1]	W	94-64
Nov. 21	Oswego[1]	L	80-92
Nov. 23	@ Rollins	L	81-127
Nov. 24	@ Florida Southern	L	71-105
Dec. 2	@ Oneonta (ot)	W	95-90
Dec. 5	@ New Paltz	W	97-96
Dec. 8	@ Hamilton	L	71-92
Jan. 9	@ Army	L	80-105
Jan. 12	@ Elmira	L	86-103
Jan. 16	Plattsburgh	L	80-88
Jan. 17	Potsdam	L	83-91
Jan. 19	New Paltz	W	97-75
Jan. 21	@ Union	L	71-77
Jan. 23	Cortland	W	74-66
Jan. 26	@ Oneonta	L	61-62
Jan. 30	@ Albany	W	86-81
Feb. 2	Ithaca	L	74-82
Feb. 6	@ Plattsburgh	L	96-99
Feb. 7	@ Potsdam	L	82-89
Feb. 10	@ Cortland	W	91-82
Feb. 13	Albany	L	79-82
Feb. 14	Nazareth	L	80-94
Feb. 16	@ Hartwick	L	69-96
Feb. 18	Keuka	W	81-75
Feb. 20	Old Westbury	W	93-68
Feb. 23	@ Potsdam	L	70-80

1 Binghamton Tip-Off Classic

1988-89 (7-18 overall, 3-7 SUNYAC, 6th East)
Head Coach: Dave Archer
Home Court: West Gym

Nov. 18	Glassboro[1]	L	73-86
Nov. 19	Fredonia[1]	W	71-63
Nov. 22	@ Utica/Rome	L	67-83
Nov. 30	@ Oneonta	L	65-72
Dec. 3	@ New Paltz	L	69-75
Dec. 6	Hamilton (ot)	L	83-84
Dec. 7	@ Cornell	L	78-96
Dec. 10	Elmira	W	74-73
Jan. 13	@ Potsdam	L	65-106
Jan. 14	@ Plattsburgh	L	82-92
Jan. 17	New Paltz	W	74-71
Jan. 19	Union	L	74-92
Jan. 21	@ Cortland (ot)	W	90-86
Jan. 24	Oneonta	L	50-70
Jan. 27	Geneseo	L	73-101
Jan. 28	Albany	W	78-75
Jan. 31	@ Ithaca	L	76-91
Feb. 3	Potsdam	L	58-76
Feb. 4	Plattsburgh	W	80-74
Feb. 8	Cortland	L	76-90
Feb. 10	@ John Jay	W	92-81
Feb. 11	@ Old Westbury	L	73-84
Feb. 14	Hartwick	L	86-95
Feb. 17	@ Nazareth	L	70-90
Feb. 18	@ Geneseo	L	80-97

1 Binghamton Tip-Off Classic

1989-1990 (8-17 overall, 6-9 SUNYAC, 5th East)
Head Coach: Dave Archer
Home Court: West Gym

Nov. 17	Houghton[1]	L	79-81
Nov. 18	Green Mountain.[1]	W	79-77
Nov. 24	@ Cornell	L	50-89
Nov. 27	@ Hamilton	L	87-96
Nov. 29	Cortland	W	75-72
Dec. 2	@ Albany	L	75-90
Dec. 5	Oneonta	W	56-55
Dec. 6	Utica/Rome	L	68-72
Dec. 9	Ithaca	L	55-80
Jan. 8	Utica	L	88-105
Jan. 12	@ Potsdam	L	46-90
Jan. 13	@ Plattsburgh	L	54-57
Jan. 16	New Paltz	W	67-64
Jan. 18	@ Hartwick	L	72-82
Jan. 20	Old Westbury	W	69-58
Jan. 23	Oswego	W	89-84
Jan. 30	@ Cortland	L	86-112
Feb. 2	@ Geneseo	L	87-91
Feb. 3	@ Brockport	W	76-72
Feb. 6	@ Oneonta	L	69-77
Feb. 9	Potsdam	L	67-80
Feb. 10	@Plattsburgh	W	75-71
Feb. 13	New Paltz	L	62-64
Feb. 16	Fredonia	L	87-105
Feb. 17	Buffalo State	L	58-71

1 Binghamton Tip-Off Classic

1990-1991 (9-16 overall, 5-10 SUNYAC, 5th East)
Head Coach: Dave Archer
Home Court: West Gym

Nov. 16	Mt. St. Mary[1]	W	104-82
Nov. 17	Old Westbury[1]	W	73-71
Nov. 26	Hamilton	L	65-88
Nov. 28	@ Cortland	L	76-84
Dec. 1	Albany	L	69-78
Dec. 4	@ Oneonta	L	68-73
Dec. 8	@ Ithaca	L	90-108
Dec. 15	@ Cornell	L	63-103
Jan. 9	@ Utica	L	64-77
Jan. 12	Plattsburgh	W	90-69
Jan. 13	Potsdam	L	60-72
Jan. 16	@ New Paltz	W	75-62
Jan. 19	Hartwick (ot)	L	72-75
Jan. 22	@ Oswego	W	91-70
Jan. 25	@ Old Westbury	W	67-64
Jan. 26	@ Hunter	W	110-94
Jan. 29	Cortland	L	81-98
Feb. 1	Geneseo	L	66-71
Feb. 2	Brockport	W	96-67
Feb. 5	Oneonta	L	69-88
Feb. 8	@ Potsdam	L	75-82
Feb. 9	@ Plattsburgh	L	85-89
Feb. 12	New Paltz	W	89-75
Feb. 15	@ Fredonia	L	74-78
Feb. 16	Buffalo State	L	74-102

1 Binghamton Tip-Off Classic

1991-1992 (19-7 overall, 13-2 SUNYAC, 1st East)
Head Coach: Dick Baldwin
Home Court: West Gym

Nov. 22	Southern Vermont[1]	W	90-81
Nov. 23	Fredonia[1]	L	66-67
Nov. 26	@ Albany	L	77-83
Dec. 1	@ NYU	L	65-78
Dec. 4	Cortland	L	76-86
Dec. 7	@ Hamilton	L	79-91
Dec. 10	Oneonta	W	81-68
Jan. 10	Ithaca	W	58-50
Jan. 14	@ Hartwick	W	63-58
Jan. 17	@ Plattsburgh	W	68-57
Jan. 18	@ Potsdam	L	68-71
Jan. 21	New Paltz	W	81-57
Jan. 24	St. John Fisher	W	72-53
Jan. 25	Stony Brook	W	84-59
Jan. 28	Oswego	W	87-72
Jan. 31	Old Westbury	W	83-50
Feb. 4	@ Cortland	W	59-56
Feb. 7	@ Brockport	W	87-76
Feb. 8	@ Geneseo	W	75-61
Feb. 11	@ Oneonta	W	98-63
Feb. 14	Plattsburgh	W	91-64
Feb. 15	Potsdam	W	70-63
Feb. 18	@ New Paltz	W	61-54
Feb. 21	Buffalo State	W	62-53
Feb. 22	Fredonia	W	73-69
Feb. 28	Fredonia[2]	L	61-76

1 Binghamton Tip-Off Classic
2 SUNYAC Tournament

1992-1993 (19-9 overall, 11-5 SUNYAC, 1st East)
Head Coach: Dick Baldwin
Home Court: West Gym

Nov. 20	Misericordia[1]	W	81-68
Nov. 21	Manhattanville[1]	W	82-62
Nov. 24	Albany	W	61-55
Nov. 30	Hamilton	W	107-95
Dec. 4	@ Brockport	W	73-58
Dec. 5	@ Fredonia (ot)	L	56-61
Dec. 8	New Paltz	W	71-67
Dec. 12	Plattsburgh	W	83-69
Jan. 8	Widener[2]	W	67-65
Jan. 9	Stony Brook[2]	W	50-49
Jan. 15	Utica/Rome	W	77-62
Jan. 16	@ Oswego	W	85-60
Jan. 19	@ Cortland	W	79-70
Jan. 22	Elmira	L	78-87
Jan. 26	Oneonta (ot)	L	71-78
Jan. 30	Buffalo State (2ot)	L	79-85
Feb. 2	Potsdam	W	74-57
Feb. 5	@ Potsdam	W	63-62
Feb. 6	@ Plattsburgh	W	80-77
Feb. 9	Cortland	W	64-60
Feb. 11	@ St. John Fisher	L	64-75
Feb. 13	Geneseo	L	77-88
Feb. 18	@ Oneonta	W	67-63
Feb. 19	@ New Paltz (ot)	L	65-67
Feb. 25	Brockport[3]	W	70-48
Feb. 26	Buffalo State[3]	W	56-55
Feb. 27	Fredonia[3]	L	54-57
Mar. 3	Elmira[4]	L	89-92

1 Binghamton Tip-Off Classic
2 Stony Brook Tournament
3 SUNYAC Tournament
4 ECAC Tournament

1993-1994 (23-7 overall, 13-3 SUNYAC, 1st East)
Head Coach: Dick Baldwin
Home Court: West Gym

Nov. 19	Johnson State[1]	W	96-72
Nov. 20	Plattsburgh[1]	W	86-65
Nov. 23	@ Albany	W	78-61
Nov. 29	@ Hamilton (ot)	W	76-71
Dec. 3	Brockport	W	72-60
Dec. 4	Fredonia	W	61-56
Dec. 7	@ New Paltz	W	80-70
Dec. 10	@ Potsdam	W	77-58
Dec. 11	@ Plattsburgh	W	82-59
Jan. 8	@ Ithaca	L	70-85
Jan. 11	Hartwick	W	79-58
Jan. 14	@ Utica/Rome	W	92-69
Jan. 15	Oswego	W	91-57
Jan. 18	Cortland (ot)	L	75-82
Jan. 20	@ Elmira	L	78-81
Jan. 22	St. John Fisher	W	78-74
Jan. 25	@ Oneonta	W	80-65
Jan. 29	@ Buffalo State	L	58-64
Feb. 4	Potsdam	W	66-62
Feb. 5	Plattsburgh	W	58-52
Feb. 8	@ Cortland	W	70-68
Feb. 12	@ Geneseo	L	70-85
Feb. 15	Oneonta	W	92-84
Feb. 19	New Paltz	W	83-70
Feb. 24	Fredonia[2]	W	65-57
Feb. 25	Geneseo[2]	W	71-70
Feb. 26	Brockport[2]	L	78-86
Mar. 2	Skidmore[3]	W	90-72
Mar. 4	Hamilton[3] (2ot)	W	81-78
Mar. 6	Elmira[3]	L	69-80

1 Plattsburgh Cardinal Classic
2 SUNYAC Tournament
3 ECAC Tournament

1994-1995 (11-13 overall, 8-8 SUNYAC, T-4th East)
Head Coach: Dick Baldwin
Home Court: West Gym

Nov. 18	Practical Bible[1]	W	104-48
Nov. 19	Springfield[1]	L	59-90
Nov. 22	Albany	L	60-76
Nov. 29	Hamilton (3ot)	L	98-106
Dec. 2	Geneseo	L	43-55
Dec. 3	@ Fredonia	W	59-58
Dec. 6	New Platz	W	66-53
Dec. 7	Ithaca	L	56-66
Dec. 10	@ Scranton	W	59-54
Jan. 10	Oneonta	L	56-58
Jan. 12	@ Hartwick	L	56-68
Jan. 14	@ Oswego	W	77-66
Jan. 17	@ Cortland	L	48-51
Jan. 19	Elmira	W	68-66
Jan. 24	Utica/Rome	W	61-56
Jan. 28	Buffalo State	L	47-53
Jan. 31	Cortland (ot)	W	79-66
Feb. 3	@ Plattsburgh	W	69-63
Feb. 4	@ Potsdam (ot)	W	66-63
Feb. 7	@ New Paltz	L	69-83
Feb. 11	@ Brockport	L	63-67
Feb. 14	@ Oneonta	L	59-70
Feb. 17	Potsdam (ot)	W	78-64
Feb. 18	Plattsburgh	L	66-67

1 Binghamton Tip-Off Classic

1995-96 (10-15 overall, 8-8 SUNYAC, T-3rd East)
Head Coach: Dick Baldwin
Home Court: West Gym

Nov. 17	Castleton State[1]	L	47-73
Nov. 18	Hilbert[1]	W	87-58
Nov. 27	Scranton	L	56-63
Dec. 1	Brockport	L	63-71
Dec. 2	Fredonia	W	53-51
Dec. 5	@ New Paltz (ot)	W	68-64
Dec. 8	Keuka[2]	L	60-73
Dec. 9	Hilbert[2]	W	65-45
Jan. 9	Hartwick	L	66-76
Jan. 10	Haverford	L	69-77
Jan. 12	@ Utica/Rome	W	67-58
Jan. 13	Oswego	W	86-75
Jan. 16	Cortland	L	61-64
Jan. 23	@ Oneonta	L	47-62
Jan. 27	@ Buffalo State	L	53-80
Jan. 30	New Paltz	W	57-56
Feb. 2	Potsdam	L	55-74
Feb. 3	Plattsburgh	W	80-61
Feb. 6	@ Cortland	L	65-72
Feb. 8	@ Ithaca	L	59-64
Feb. 10	@ Geneseo	L	60-63
Feb. 13	Oneonta	W	69-49
Feb. 16	@ Potsdam	W	91-70
Feb. 17	@ Plattsburgh	L	60-74
Feb. 22	Buffalo State[3]	L	48-68

1 Binghamton Tip-Off Classic
2 Nazareth Tournament
3 SUNYAC Tournament

1996-97 (8-17 overall, 6-10 SUNYAC, T-4th East)
Head Coach: Jim Norris
Home Court: West Gym

Nov. 22	Green Mountain[1]	L	58-71
Nov. 23	Jersey City State[1]	L	63-81
Nov. 26	@ Scranton	L	77-101
Dec. 3	@ New Paltz (ot)	L	66-71
Dec. 6	Geneseo	L	55-59
Dec. 7	Buffalo State	L	53-69
Dec. 13	Ithaca	L	57-66
Jan. 3	Delaware Valley[2]	W	71-59
Jan.4	Elmira[2]	W	76-72
Jan.9	@ Hartwick	L	64-75
Jan. 11	@ Elmira	L	56-58
Jan. 14	Oneonta	W	84-64
Jan. 18	@ Oswego	L	49-50
Jan. 21	@ Cortland	L	53-78
Jan. 25	Cortland	W	75-66
Jan. 28	Utica/Rome	L	62-76
Feb. 1	@ Fredonia	W	71-69
Feb. 7	@ Potsdam	L	53-77
Feb. 8	@ Plattsburgh (3ot)	L	81-83
Feb. 11	New Paltz	W	91-70
Feb. 15	@ Brockport	L	60-93
Feb. 18	@ Oneonta	W	82-80
Feb. 21	Plattsburgh	W	73-56
Feb. 22	Potsdam	L	78-89
Feb. 27	Buffalo State[3]	L	55-85

1 Binghamton Tip-Off Classic
2 Elmira Holiday Classic
3 SUNYAC Tournament

1997-98 (17-10) (Independent)
Head Coach: Jim Norris
Home Court: West Gym

Nov. 21	Medgar Evers[1]	W	92-67
Nov. 22	Pitt-Bradford[1]	L	71-78
Nov. 25	Scranton	L	81-84
Dec. 3	@ Hartwick	W	79-73
Dec. 6	@ St. Thomas Aquinas	L	54-74
Dec. 9	@ Le Moyne	L	64-103
Dec. 13	Oswego	W	84-62
Jan. 3	Robert Stockon[2] (ot)	W	91-87
Jan. 4	Lebanon Valley[2]	L	62-94
Jan. 8	Hartwick	W	71-61
Jan. 10	Cazenovia[3]	W	84-72
Jan. 11	Penn St.-Behrend[3]	W	59-48
Jan. 17	Keuka	W	83-77
Jan. 20	@ Ithaca (ot)	L	90-95
Jan. 24	St. John Fisher[4]	L	91-94
Jan. 25	Purchase[4]	W	91-66
Jan. 27	@ Keuka	W	79-78
Jan. 31	@ Brandeis	L	73-80
Feb. 1	@ Suffolk	W	74-64
Feb. 7	St. Thomas Aquinas	W	62-59
Feb. 10	Practical Bible	W	93-61
Feb. 12	Potsdam	W	63-54
Feb. 14	Mansfield	L	83-85
Feb. 21	Old Westbury	W	85-63
Mar. 4	Cortland[5]	W	78-74
Mar. 7	Oswego[5]	W	76-74
Mar. 8	@ Plattsburgh[5]	L	77-87

1 Binghamton Tip-Off Classic
2 Lebanon Valley Tournament
3 PSU Behrend Tournament
4 Manhattanville Classic
5 ECAC Tournament

1998-99 (13-14 overall, 8-10 NECC, 8th)
Head Coach: Jim Norris
Home Court: West Gym

Nov. 17	Practical Bible	W	98-72
Nov. 20	Glenville State	W	82-76
Nov. 21	@ Mansfield	L	87-98
Nov. 24	Le Moyne	L	71-81
Dec. 1	@ Stony Brook	L	56-67
Dec. 4	Ithaca	W	78-71
Dec. 5	New Hampshire Coll.	L	76-92
Dec. 9	Sacred Heart	W	81-69
Dec. 12	Pitt-Bradford	W	88-86
Jan. 6	Bridgeport	W	74-73
Jan. 9	@ Franklin Pierce	L	58-60
Jan. 11	@ UMass Lowell	L	61-80
Jan. 16	So. Conn. State	L	75-79
Jan. 18	Franklin Pierce	W	65-60
Jan. 20	@ Sacred Heart	L	58-86
Jan. 23	@ New Hamp. Coll.	L	69-87
Jan. 27	@ Albany	L	57-67
Jan. 30	UMass Lowell	W	78-40
Feb. 1	New Haven	W	65-59
Feb. 3	Stony Brook	W	72-70
Feb. 6	@ New Haven	W	79-78
Feb. 7	@ So. Conn. State	L	74-83
Feb. 10	@ Bridgeport	L	88-91
Feb. 13	@ Green Mountain	W	75-72
Feb. 15	@ Scranton	L	71-86
Feb. 17	Albany	W	72-70
Feb. 20	@ UMass Lowell[1]	L	63-65

1 NECC Tournament

1999-00 (14-12 overall, 8-8 NECC, 5th)
Head Coach: Jim Norris
Home Court: West Gym

Nov. 19	@ Florida Tech	L	75-97
Nov. 20	@ Rollins	L	64-73
Nov. 23	Le Moyne	W	78-69
Dec. 4	New Hampshire Coll.	L	86-89
Dec. 8	@ Felician	W	68-65
Dec. 11	Houghton	W	96-72
Jan. 4	Pitt-Bradford	W	75-56
Jan. 6	Franklin Pierce	L	57-75
Jan. 8	@ So. Conn. State	L	62-79
Jan. 9	@ Bridgeport	W	95-69
Jan. 12	Bridgeport	W	105-60
Jan. 15	@ Teikyo Post	W	88-84
Jan. 18	New Haven	W	80-67
Jan. 22	@New Hampshire Coll.	L	55-82
Jan. 27	Green Mtn.	W	77-74
Jan. 29	Teikyo Post	W	84-71
Feb. 1	@ Ithaca	L	72-73
Feb. 3	@ Le Moyne	L	78-85
Feb. 5	@ Frank. Pierce	L	54-71
Feb. 9	Felician	W	92-50
Feb. 12	@ UMass Lowell	L	62-66
Feb. 17	Scranton	W	84-62
Feb. 19	So. Conn. St.	L	75-78
Feb. 21	E. Stroudsburg	W	86-73
Feb. 23	@ New Haven (ot)	W	88-80
Feb. 26	UMass Lowell	L	57-78

2000-01 (14-14) (Independent)
Head Coach: Al Walker
Home Court: West Gym

Nov. 18	Le Moyne[1]	W	91-70
Nov. 19	@ Bryant[1]	L	50-61
Nov. 21	Houghton	W	94-49
Nov. 28	@ Quinnipiac	L	63-75
Dec. 2	@ Colgate	L	54-56
Dec. 5	Pitt-Bradford	W	66-65
Dec. 8	Bloomfield[2]	W	81-45
Dec. 9	Bloomsburg[2]	L	63-78
Dec. 21	@ Florida State	L	57-79
Dec. 28	Lock Haven[3]	W	70-67
Dec. 29	Stonehill[3]	W	59-51
Dec. 30	St. Rose[3]	L	85-95
Jan. 3	Scranton	W	67-64
Jan. 5	Dowling	L	66-71
Jan. 7	@ Columbia	L	37-62
Jan. 10	Army	W	72-55
Jan. 13	Stony Brook	L	62-81
Jan. 17	Millersville	W	76-75
Jan. 20	@ Kutztown	W	69-67
Jan. 29	Bryant (OT)	L	81-89
Jan. 31	Green Mountain	W	83-61
Feb. 3	New Haven	L	67-73
Feb. 7	@ Millersville (ot)	W	70-62
Feb. 13	Green Mountain	W	97-39
Feb. 17	Kutztown	W	85-57
Feb. 22	@ Providence	L	58-119
Feb. 24	@ Stony Brook	L	56-66
Feb. 27	@ Oral Roberts	L	63-71

1 Bryant Tournament
2 Bloomsburg Tournament
3 St. Rose Capital Key Classic

2001-02 (9-19 overall, 6-10 America East, 6th)
Head Coach: Al Walker
Home Court: West Gym

Nov. 16	Dartmouth	W	49-46
Nov. 18	@ Syracuse	L	56-103
Nov. 23	[1]@ George Washington	L	52-69
Nov. 24	[1]Stony Brook	W	53-51
Nov. 27	Oral Roberts	L	54-70
Nov. 30	[2]Austin Peay	L	51-54
Dec. 1	[2]Elon	L	70-77
Dec. 8	@ Army	W	69-57
Dec. 16	@ North Carolina	L	60-61
Dec. 29	*@ Stony Brook	W	60-52
Jan. 2	*Hartford	L	66-68
Jan. 4	Quinnipiac	L	65-89
Jan. 7	*@ Albany	W	69-61
Jan. 10	*@ Boston University	L	50-62
Jan. 12	*@ Northeastern	W	94-76
Jan. 15	*Stony Brook	L	62-66
Jan. 20	*Maine	L	60-83
Jan. 24	*Northeastern	W	81-64
Jan. 26	*Boston University	L	53-55
Jan. 28	Colgate	L	58-62
Jan. 31	*@ Maine	L	69-80
Feb. 2	*@ New Hampshire	L	69-79
Feb. 5	*Albany	W	75-56
Feb. 8	*Vermont	L	80-83
Feb. 13	*@ Vermont	L	71-86
Feb. 17	*@ Hartford	L	63-88
Feb. 21	@ St. Francis (N.Y.)	L	67-71
Feb. 24	*New Hampshire	W	85-67

1 George Washington Classic
2 Ball State First Merchants Classic
* America East Conference Game

2002-03 (14-13 overall, 9-7 America East, 4th)
Head Coach: Al Walker
Home Court: West Gym

Nov. 20	Lafayette	W	77-68
Nov. 26	Columbia	W	70-42
Nov. 29	@ LIU	W	75-66
Dec. 3	@ Dartmouth	L	61-67
Dec. 6	Denver[1]	W	74-69
Dec. 7	@ Iowa State[1]	L	56-86
Dec. 14	@ Syracuse	L	58-94
Dec. 27	@ Villanova	L	53-68
Dec. 30	George Washington	L	64-68
Jan. 2	*@ New Hampshire	W	80-50
Jan. 4	*@ Boston Univ. (OT)	L	65-70
Jan. 7	St. Francis	W	74-62
Jan. 11	*Stony Brook	W	64-59
Jan. 15	*Hartford	W	55-52
Jan. 18	*@ Maine	L	64-79
Jan. 21	*Albany	W	86-59
Jan. 26	*New Hampshire	W	82-71
Jan. 29	*@ Northeastern	L	48-59
Feb. 2	*Vermont	W	61-50
Feb. 6	*@ Hartford	L	51-65
Feb. 9	*Boston University	L	82-85
Feb. 12	*@ Vermont	L	54-74
Feb. 15	*Maine	W	63-62
Feb. 20	*@ Albany	W	76-59
Feb. 23	*Northeastern	W	66-54
Feb. 26	*@ Stony Brook	L	70-77
Mar. 1	@ Texas-Corpus Christi	L	68-72

1 Iowa State Cyclone Challenge

* America East Conference Game

2003-04 (14-16 overall, 10-8 America East, 5th)
Head Coach: Al Walker
Home Court: West Gym/Events Center

Nov. 21	+St. Mary's (Calif.)	L	58-76
Nov. 22	+Idaho State	L	62-78
Nov. 23	+VMI	W	72-63
Nov. 29	~Loyola Marymount	L	56-67
Nov. 30	~Charleston Southern	W	38-34
Dec. 5	LIU	W	66-52
Dec. 7	@ Lafayette	L	72-77
Dec. 13	@ Syracuse	L	54-75
Dec. 17	@ St. Francis (N.Y.)	W	61-53
Dec. 29	@ Kansas	L	46-78
Jan. 2	*Vermont	L	60-67
Jan. 4	Texas-Corpu Christi	L	47-56
Jan. 7	*Maine	W	60-46
Jan. 10	*@ Boston University	L	59-63
Jan. 14	*@ Albany	W	59-53
Jan. 17	*New Hampshire	L	55-57
Jan. 19	*@ Hartford	L	56-60
Jan. 21	*@ Northeastern	W	80-62
Jan. 25	*Stony Brook	W	80-71
Jan. 28	*@ UMBC	W	59-56
Jan. 31	*Hartford	W	75-68
Feb. 5	*@ Vermont	L	51-70
Feb. 8	*@ Maine	L	51-84
Feb. 11	*Albany	W	58-46
Feb. 14	*@ New Hampshire	W	59-53
Feb. 18	*Northeastern	L	57-69
Feb. 22	*@ Stony Brook	W	64-57
Feb. 25	*UMBC	W	57-46
Feb. 29	*Boston University	L	53-69
Mar. 6	$ Maine (ot)	L	77-79

* America East Conference game
+ Alaska Top of the World Classic
~ Central Connecticut State Mohegan Sun Classic
$ America East quarterfinals in Boston
Note: Jan. 31 vs. Hartford was inaugural game in Events Center

2004-05 (12-17 overall, 8-10 America East, 5th)
Head Coach: Al Walker
Home Court: Events Center

Nov. 15	+Michigan	L	46-59
Nov. 19	#Kent State	L	52-77
Nov. 20	#Sam Houston State	W	57-44
Nov. 27	Hofstra	L	63-76
Nov. 30	St. Francis (NY)	W	71-63
Dec. 3	@ Brown	L	77-79
Dec. 11	@ Syracuse	L	56-86
Dec. 19	*@ Vermont	L	53-83
Dec. 27	$Ohio	L	63-67
Dec. 28	$Colgate	W	65-61
Jan. 2	*@ Northeastern	L	68-75
Jan. 6	*Maine	W	65-52
Jan. 9	*@ Boston University	L	54-69
Jan. 12	*@ Albany	L	62-68
Jan. 16	*New Hampshire	L	60-69
Jan. 19	*Stony Brook	W	72-45
Jan. 22	*@ UMBC	L	59-61
Jan. 27	*Vermont	L	44-71
Jan. 30	*Northeastern	L	59-69
Feb. 2	*Hartford	W	66-38
Feb. 6	*@ Maine	W	67-60
Feb. 9	*Albany	W	67-53
Feb. 13	*@ New Hampshire	W	62-54
Feb. 16	*UMBC	W	61-51
Feb. 19	*@ Stony Brook	L	55-57
Feb. 24	*@ Hartford	L	54-58
Feb. 27	*Boston University	W	65-48
Mar. 5	~Albany	W	76-70
Mar. 6	~Vermont	L	65-76

+ Preseason NIT
# Blue & Gold Classic
$ Florida Int. Holiday Tournament
~America East Championship in Binghamton
* America East Conference Game

2005-06 (16-13 overall, 12-4 America East, 2nd)
Head Coach: Al Walker
Home Court: Events Center

Nov. 18	Niagara	L	56-71
Nov. 21	@ Mt. St. Mary's	L	53-62
Nov. 23	@ Oklahoma	L	60-88
Nov. 28	Cent. Conn. State	L	66-69
Dec. 1	@ Hofstra	L	55-69
Dec. 3	@ St. Francis (NY)	W	64-56
Dec. 10	Brown	L	61-71
Dec. 17	North Florida	W	71-64
Dec. 20	*@ Albany	L	65-70
Dec. 22	@ Cent. Conn. State	L	68-72
Dec. 29	+Idaho State	W	59-46
Dec. 30	+@ Utah State	L	47-81
Jan. 5	*@ New Hampshire	W	62-49
Jan. 8	*Stony Brook	W	63-54
Jan. 12	*@ Maine	W	71-53
Jan. 15	*@ Boston University	W	48-47
Jan. 19	*@ Hartford	W	57-55
Jan. 25	*Vermont (2ot)	W	61-60
Jan. 28	*Albany	L	51-52
Feb. 2	*@ UMBC	L	74-78
Feb. 5	*Maine	W	84-56
Feb. 8	*New Hampshire	W	57-46
Feb. 11	*@ Stony Brook	W	76-58
Feb. 14	*Boston University	W	74-51
Feb. 18	*Hartford	L	46-52
Feb. 20	*UMBC	W	66-63
Feb. 26	*@ Vermont	W	67-62
Mar. 4	~Maine	W	71-62
Mar. 5	~Vermont	L	59-66

+ Gossner Food Classic
~America East Championship in Binghamton
* America East Conference Game

2006-07 (13-16 overall, 6-10 America East, 6th)
Head Coach: Al Walker
Home Court: Events Center

Nov. 11	@ LIU	L	59-73
Nov. 16	@ Niagara	W	74-66
Nov. 20	Mt. St. Mary's (Md.)	W	66-59
Nov. 25	Cornell	W	57-56
Nov. 27	@ Colgate	L	70-78
Dec. 2	Rider	L	65-79
Dec. 6	Akron	L	55-90
Dec. 15	LIU	W	91-80
Dec. 18	@ North Florida	W	79-61
Dec. 20	@ University of Miami	W	79-74
Dec. 28	+Pepperdine	L	83-90
Dec. 29	+Alcorn State	W	78-65
Jan. 3	*UMBC	L	71-73
Jan. 6	*Albany	W	83-72
Jan. 9	*@ Stony Brook	L	55-67
Jan. 11	*Boston University	L	49-61
Jan. 13	*@ Maine	L	64-69
Jan. 15	*@ Hartford	W	57-55
Jan. 18	*New Hampshire	L	72-75
Jan. 21	*Vermont	L	61-65
Jan. 28	*@ UMBC	L	48-51
Jan. 31	*Stony Brook	W	66-65
Feb. 3	*@ Albany	L	62-65
Feb. 8	*@ Boston University	L	54-66
Feb. 11	*Maine	W	67-40
Feb. 18	*@ Vermont	L	61-71
Feb. 20	*@ New Hampshire	W	66-37
Feb. 22	*Hartford	W	55-53
Mar. 3	~@ Boston University	L	58-62

+ Comcast New Mexico Lobo Invitational
~America East Quaterfinals at Boston University
* America East Conference Game

2007-08 (14-16 overall, 9-7 America East, T-4th)
Head Coach: Kevin Broadus
Home Court: Events Center

Nov. 12	@ St. Bonaventure	L	80-97
Nov. 14	Quinnipiac	W	88-75
Nov. 17	@ Chicago State	L	60-81
Nov. 20	Cent. Conn. State (ot)	L	65-68
Nov. 24	@ Akron	L	51-71
Nov. 27	@ Cornell	L	68-73
Dec. 1	@ Rider	L	73-81
Dec. 5	Colgate	L	55-73
Dec. 13	George Washington	W	71-59
Dec. 22	Chicago State	W	75-55
Dec. 28	@ Fordham	L	60-72
Dec. 30	St. Bonaventure	W	64-59
Jan. 3	*@ Vermont	L	60-71
Jan. 6	*Boston University	W	69-49
Jan. 9	*@ Hartford	L	79-80
Jan. 12	*@ Albany	W	71-57
Jan. 15	*Stony Brook	W	67-61
Jan. 19	*UMBC	W	62-59
Jan. 24	*@ New Hampshire	W	67-58
Jan. 27	*@ Maine	W	69-58
Feb. 2	*Hartford	L	62-71
Feb. 6	*Vermont	L	78-83
Feb. 9	*@ UMBC	L	59-63
Feb. 12	*@ Boston Univ.	L	53-79
Feb. 14	*New Hampshire	W	56-54
Feb. 17	*Maine	W	80-55
Feb. 23	@ Manhattan	W	66-56
Feb. 27	*Albany	L	62-74
Mar. 1	*@ Stony Brook	W	49-44
Mar. 8	~ Vermont	L	57-65

~America East Quarterfinals in Binghamton
* America East Conference Game

2008-09 (23-9 overall, 13-3 America East, T-1st)
Head Coach: Kevin Broadus
Home Court: Events Center

Nov. 17	Mansfield	W	80-62
Nov. 19	@ George Washington	L	57-71
Nov. 25	@ Central Conn. St.	L	51-76
Nov. 29	Utah Valley	W	73-66
Dec. 01	@ Quinnipiac	W	74-58
Dec. 06	@ Rutgers	W	66-56
Dec. 09	@ Bucknell	L	60-63
Dec. 20	Manhattan	L	80-86
Dec. 23	Rider	W	69-58
Dec. 27	@ Tulane	W	74-73
Dec. 30	Marist	W	73-71
Jan. 03	*@ Maine	W	70-62
Jan. 05	* Stony Brook	W	67-60
Jan. 08	* Vermont (ot)	W	91-83
Jan. 10	@ Utah Valley	L	70-80
Jan. 14	*@ Albany	L	66-72
Jan. 17	* Boston University	L	64-81
Jan. 19	* Hartford	W	66-59
Jan. 22	*@ New Hampshire	W	60-47
Jan. 28	*@ UMBC	L	78-84
Jan. 31	* Maine	W	83-77
Feb. 04	*@ Vermont	W	85-83
Feb. 07	*@ Stony Brook (ot)	W	63-61
Feb. 09	* Albany	W	88-75
Feb. 14	*@ Boston University	W	60-59
Feb. 18	*@ Hartford	W	62-44
Feb. 22	* New Hamp. (ot)	W	70-69
Feb. 26	* UMBC	W	71-51
Mar. 07	$ vs Hartford	W	73-65
Mar. 08	$ vs New Hampshire	W	72-67
Mar. 14	$$ UMBC (champ.)	W	61-51
Mar. 19	+ Duke	L	62-86

* America East Conference Game
$ America East Qtrs/Semis (at Albany)
$$ America East Championship game
+ NCAA First Round, East Regional in Greensboro, N.C.

2009-10 (13-18 overall, 8-8 America East, 5th)
Head Coach: Mark Macon
Home Court: Events Center

Nov. 14	Bloomsburg	W	64-50
Nov. 17	~@ Pittsburgh	L	46-71
Nov. 20	@ St. Bonaventure	L	40-66
Nov. 23	~Duquesne	L	52-70
Nov. 24	~@ Western Carolina	L	44-73
Nov. 25	~Arkansas-Monticello	W	66-56
Nov. 28	@ Rider	L	50-58
Dec. 4	Bucknell	W	64-60
Dec. 7	Marshall	L	55-69
Dec. 12	^@ Drake	L	76-77
Dec. 13	^South Dakota	L	77-89
Dec. 20	@ Marist	W	70-52
Dec. 29	+@ St. Mary's	L	57-85
Dec. 30	+Stephen F. Austin St.	L	43-64
Jan. 2	La Salle	W	66-61
Jan. 7	*@ Albany	W	62-57
Jan. 10	*Maine (ot)	L	61-66
Jan. 12	*Stony Brook	W	64-62
Jan. 14	*Boston University	L	55-63
Jan. 21	*@ Hartford	L	63-64
Jan. 24	* Vermont	W	73-67
Jan. 27	*@ UMBC	W	80-63
Jan. 30	*New Hamp. (ot)	W	76-73
Feb. 3	*Albany	W	78-73
Feb. 6	*@ Maine	L	49-61
Feb. 11	*@ New Hampshire	L	60-67
Feb. 13	*@ Stony Brook	L	61-81
Feb. 17	*@ Boston University	L	51-93
Feb. 21	*UMBC	W	81-61
Feb. 24	*Hartford	W	66-53
Feb. 28	*@ Vermont	L	69-78

~ O'Reilly Auto Parts CBE Classic
(final three games at Cullowhee, N.C.)
^ Drake Challenge +St. Mary's Classic (Calif.)
*America East Conference Games

2010-11 (8-23 overall, 4-12 America East, 8th)
Head Coach: Mark Macon
Home Court: Events Center

Nov. 13	@ Colgate	W	62-60
Nov. 17	@ Bucknell	L	38-66
Nov. 21	St. Bonaventure	L	44-69
Nov. 23	@ Army	L	58-72
Nov. 28	@ Drexel	L	39-79
Nov. 30	Canisius	L	45-55
Dec. 8	Hofstra	L	85-59
Dec. 11	@ Manhattan	W	70-69
Dec. 18	Cornell	W	69-68
Dec. 21	St. Peters	L	56-61
Dec. 28	@ Marshall	L	60-85
Dec. 30	@ Morehead St.	L	74-80
Jan. 2	@ La Salle	L	64-87
Jan. 8	*@ New Hampshire	W	66-61
Jan. 10	*Stony Brook	W	57-50
Jan. 12	*UMBC	W	83-75
Jan. 15	*@Maine	L	51-77
Jan. 17	*Hartford	L	61-72
Jan. 20	*@ Albany	L	37-76
Jan. 23	* Vermont	L	52-70
Jan. 26	*@Boston University	L	66-71
Jan. 29	*Maine	L	74-77
Feb. 3	*@ UMBC	L	79-83
Feb. 5	*New Hampshire	L	59-65
Feb. 13	*@ Vermont	L	51-60
Feb. 16	*@ Hartford	W	77-47
Feb. 20	*Albany	L	54-57
Feb. 24	*Boston University	L	51-53
Feb. 27	*@ Stony Brook	L	42-67
Mar. 3	$ UMBC	W	91-65
Mar. 5	$ Vermont (qtrs.)	L	46-57

*America East Conference Games
$ America East Playoffs at Hartford

2011-12 (2-29 overall, 1-15 America East, 9th)
Head Coach: Mark Macon
Home Court: Events Center

Nov. 12	Colgate	L	74-78
Nov. 14	@ Cornell	L	61-76
Nov. 18	@ Fordham	L	49-64
Nov. 20	@ St. Peter's	L	43-66
Nov. 27	@ Missouri	L	59-88
Dec. 3	Army	L	50-70
Dec. 6	Bucknell	L	63-77
Dec. 17	@ Hofstra	L	62-82
Dec. 19	Morehead St.	L	45-64
Dec. 22	Drexel	L	44-68
Dec. 28	@ Canisius	L	66-75
Dec. 30	Manhattan	L	51-94
Jan. 2	*Maine	L	61-76
Jan. 5	*Stony Brook	L	54-60
Jan. 8	*@ Boston University	L	49-68
Jan.12	*@ Vermont	L	53-73
Jan. 15	*Hartford	L	57-69
Jan. 19	*@ UMBC	L	58-64
Jan. 22	*New Hampshire	L	49-64
Jan. 25	*@ Albany	L	68-74
Jan.28	*@ Mane	L	59-67
Feb. 1	*@ Stony Brook	L	48-82
Feb. 4	* Boston University	L	53-68
Feb. 12	*@ Hartford	L	60-62
Feb. 15	* UMBC	L	56-70
Feb. 18	^ @ Radfiord	L	59-64
Feb. 21	*Vermont	W	57-53
Feb. 23	*Albany	L	63-74
Feb. 26	*@ New Hampshire	L	49-58
Mar. 1	$ UMBC	W	73-67
Mar. 3	$ Stony Brook (qtrs)	L	69-78

*America East Conference Games
^ Sears Bracketbusters Game
$ America East Playoffs at Hartford

2012-13 (3-27 overall, 1-15 America East, 9th)
Head Coach: Tommy Dempsey
Home Court: Events Center

Nov. 9	@ Loyola	L	45-71
Nov. 11	Brown	L	49-58
Nov. 14	@ Navy	L	52-75
Nov. 16	@ Army	L	76-85
Nov. 18	St. Peter's	W	62-54
Nov. 24	Marywood	W	76-51
Nov. 28	@ Penn	L	54-65
Dec. 1	Mt. St. Mary's	L	70-71
Dec. 3	Monmouth	L	65-77
Dec. 8	@ Bryant	L	56-78
Dec. 11	@ Michigan	L	39-67
Dec. 28	@ Colgate	L	47-74
Dec. 30	Cornell	L	77-79
Jan. 2	*@ Hartford	L	68-71
Jan. 7	*Albany	L	59-71
Jan. 9	*Stony Brook	L	37-62
Jan.12	*@ Boston University	L	59-83
Jan. 16	*@ Vermont	L	37-61
Jan. 19	*@ Maine	W	57-56
Jan. 26	*New Hampshire	L	45-63
Jan. 30	*UMBC	L	58-61
Feb. 2	*@ Albany	L	46-79
Feb. 6	*Hartford	L	62-76
Feb. 9	* Boston University	L	58-79
Feb. 12	*@ Stony Brook	L	47-73
Feb. 16	*Maine	L	60-64
Feb. 23	*@ New Hampshire	L	56-68
Feb. 28	*Vermont	L	61-78
Mar. 3	*@ UMBC	L	49-59
Mar. 9	$ Stony Brook (qtrs.)	L	49-72

*America East Conference Games
$ America East Playoffs at Albany

2013-14 (7-23 overall, 4-12 America East, T-7th)
Head Coach: Tommy Dempsey
Home Court: Events Center

Nov. 8	@Loyola	L	74-79
Nov. 10	@ Brown	L	57-74
Nov. 13	@ Cornell	W	89-79
Nov. 16	Navy	L	50-68
Nov. 23	Radford	L	63-69
Nov. 26	@ St. Peter's	L	57-70
Dec. 1	Colgate	L	64-93
Dec. 4	@ Mt. St. Mary's	W	74-70
Dec. 7	@ No. 4 Syracuse	L	65-93
Dec. 14	@ Monmouth	L	46-74
Dec. 23	@ Buffalo	L	57-87
Dec. 31	@ St. Joseph's	L	44-71
Jan. 5	*@ Maine	L	66-82
Jan. 9	*New Hampshire	W	67-38
Jan. 11	*UMass Lowell	L	59-71
Jan. 15	*@ Stony Brook	L	47-67
Jan. 20	*@ Albany	L	60-66
Jan. 23	*Hartford	L	54-56
Jan. 26	*@ Vermont	L	39-72
Jan. 29	*UMBC	L	61-73
Feb. 1	*@ UMass Lowell	L	55-62
Feb. 4	*Stony Brook	L	53-58
Feb. 8	*Maine	W	73-58
Feb. 12	*@ New Hamp. (ot)	W	72-71
Feb. 19	*Albany	L	48-57
Feb. 22	*@ UMBC	W	72-70
Feb. 27	*@ Hartford (ot)	L	83-89
Mar. 2	*Vermont (ot)	L	89-92
Mar. 8	$Hartford (qtrs)	L	42-69

*America East Conference Games
$ America East Playoffs at Albany

2014-15 (6-26 overall, 5-11 America East, 7th)
Head Coach: Tommy Dempsey
Home Court: Events Center

Nov. 14	@ Notre Dame	L	39-82
Nov. 17	@ Providence	L	45-66
Nov. 19	Hartwick	W	82-51
Nov. 22	Manhattan	L	63-78
Nov. 23	Navy	L	68-70
Nov. 25	@ Army	L	54-80
Nov. 29	Cornell	L	54-68
Dec. 3	@ Boston Univ.	L	65-77
Dec. 6	Penn	L	70-79
Dec. 8	Caldwell	L	52-63
Dec. 11	@Colgate	L	44-65
Dec. 14	@ Boston College	L	49-63
Dec. 20	St. Bonaventure	L	51-69
Dec. 22	@ Mt. St. Mary's	L	68-69
Dec. 30	Buffalo	L	50-76
Jan. 2	*@ UMass Lowell	L	40-50
Jan. 7	*@ Hartford	L	59-69
Jan. 10	*Maine	W	65-46
Jan. 14	*@ Albany	L	58-73
Jan. 17	* New Hamp. (ot)	L	66-73
Jan. 19	*@ Vermont	L	44-64
Jan. 25	* Stony Brook	L	54-61
Jan. 28	*@ UMBC	W	68-56
Jan. 31	* UMass Lowell	W	76-69
Feb. 3	* Hartford	L	61-62
Feb. 7	*@ Maine	L	64-67
Feb. 10	* Albany	L	46-62
Feb. 14	*@ New Hamp.	L	48-66
Feb. 18	*Vermont	W	57-55
Feb. 21	*@ Stony Brook	L	52-64
Feb. 28	*UMBC	W	76-69
Mar. 4	*@ Stony Brook (qtrs)	L	57-62

*America East Conference Games
$ America East Playoffs

2015-16 (8-22 overall, 5-11 America East, 7th)
Head Coach: Tommy Dempsey
Home Court: Events Center

Nov. 11	@ St. Bonaventure	L	53-63
Nov. 15	Army West Point	L	60-75
Nov. 18	@ Cornell	L	59-76
Nov. 24	@ Central Conn. St.	W	81-75
Nov. 28	Boston Univ.	L	65-75
Dec. 1	Colgate	W	69-50
Dec. 5	@ Michigan State	L	33-76
Dec. 7	@ Oakland	L	72-83
Dec. 12	@ Buffalo	L	64-80
Dec. 15	St. Francis (Pa.)	L	61-67
Dec. 22	FIU	L	49-66
Dec. 29	Mt. St. Mary's	W	62-53
Jan. 2	@ Penn	L	45-80
Jan. 6	*Stony Brook	L	52-62
Jan. 9	*@ New Hampshire	L	43-58
Jan. 13	*Hartford	L	72-76
Jan. 18	*@ Albany	L	59-80
Jan. 21	*Vermont	L	52-61
Jan. 24	*@ UMass Lowell	W	64-57
Jan. 27	*UMBS	W	66-57
Jan. 30	*@ Maine	L	63-74
Feb. 3	*@ Stony Brook	L	51-76
Feb. 6	*New Hampshire	L	55-59
Feb. 8	*Albany	L	56-69
Feb. 11	*@ Hartford	W	68-54
Feb. 17	*@ Vermont	L	64- 78
Feb. 20	*UMass Lowell	W	81-77
Feb. 24	*@ UMBC (ot)	L	79-80
Feb. 27	*Maine	W	78-66
Mar. 2	$ @ New Hamp. (qtrs)	L	51-56

*America East Conference Games
$ America East Playoffs

2016-17 (12-20 overall, 3-13 America East, T-8th)
Head Coach: Tommy Dempsey
Home Court: Events Center

Nov. 11	Cornell	W	68-62
Nov. 14	@ St. John's	L	61-77
Nov. 16	Central Conn. St.	W	72-70
Nov. 18	@ VCU	L	42-81
Nov. 22	@ Ave Maria	W	95-77
Nov. 23	@ FGCU	L	53-69
Nov. 24	@ Long Beach St.	W	72-64
Nov. 27	@ FIU	L	57-74
Nov. 30	Mansfield	W	91-71
Dec. 3	@ Saint Francis (Pa.)	W	73-70
Dec. 7	@ Colgate	W	73-64
Dec. 10	Loyola	L	85-90
Dec. 17	Delaware State	W	85-66
Dec. 21	@ Army	L	60-71
Dec. 30	Marywood	W	101-54
Jan. 5	*@ UMBC	L	71-85
Jan. 8	* UMass Lowell	L	75-79
Jan. 11	* Vermont	L	50-67
Jan. 14	*@ UNH	L	66-73
Jan. 19	*@ Albany	L	65-84
Jan. 22	* Stony Brook	W	71-67
Jan. 25	* Hartford	W	76-55
Jan. 29	*@ Maine	W	65-54
Feb. 1	* UMBC	L	74-92
Feb. 4	*@ UMass Lowell	L	59-60
Feb. 6	*@ Vermont	L	51-71
Feb. 9	* Albany	L	54-66
Feb. 12	* New Hampshire	L	55-63
Feb. 18	*@ Stony Brook	L	55-76
Feb. 22	*@Hartford	L	69-76
Feb. 25	* Maine	L	71-72
Feb. 25	$@ Stony Brook (qtrs)	L	60-70

*America East Conference Games
$ America East Playoffs

2017-18 (11-20 overall, 2-14 America East, 9th)
Head Coach: Tommy Dempsey
Home Court: Events Center

Nov. 10	Morgan State	W	76-59
Nov. 13	@ Cornell	L	84-94
Nov. 16	^@ George Mason	L	57-69
Nov. 18	^@ Evansville	L	61-66
Nov. 21	^^Montana State	L	64-74
Nov. 22	^^Cal. St. Northridge	W	70-65
Nov. 26	Hartwick	W	97-65
Nov. 29	@ Delaware State	W	85-64
Dec. 2	Colgate	W	76-65
Dec. 6	Army	W	71-66
Dec. 9	@ Loyola (Md.)	W	77-64
Dec. 17	@ Sacred Heart	W	51-48
Dec. 19	@ Penn State	L	65-80
Dec. 22	LIU Brooklyn	L	66-74
Dec. 30	Elmira	W	113-65
Jan. 6	* Maine	L	73-76
Jan. 10	*@ New Hampshire	L	67-71
Jan. 13	*@ Hartford	L	97-65
Jan. 15	* Albany	W	79-66
Jan. 18	*@ Stony Brook	L	66-77
Jan. 21	* UMass Lowell	L	71-79
Jan. 24	*@ UMBC	L	57-69
Jan. 27	* New Hampshire	L	52-57
Jan. 31	* Vermont	L	54-68
Feb. 3	*@ Maine (ot)	L	79-81
Feb. 8	* UMBC	L	68-78
Feb. 15	* Stony Brook	W	69-57
Feb. 18	*@ UMass Lowell	L	69-74
Feb. 21	*@ Vermont	L	54-75
Feb. 24	* Hartford	L	57-67
Feb. 27	*@ Albany	L	54-71

*America East Conference Games
^ Cancun Challenge (on campus)
^^ Cancun Challenge in Cancun, Mexico

2018-19 (10-23 Overall, 5-11 America East, 7th)
Head Coach: Tommy Dempsey
Home Court: Events Center

Nov. 6	Cornell	L	79-86
Nov. 9	NJIT	L	54-74
Nov. 12	Misericordia	W	107-64
Nov. 16	@ Northwestern	L	54-82
Nov. 19	@ Colgate	L	68-76
Nov. 24	Sacred Heart	W	78-73
Nov. 28	@ Army	L	56-67
Dec. 1	Hartwick	W	89-70
Dec. 5	@ Morgan State	L	68-74
Dec. 8	Loyola	L	65-83
Dec. 15	Youngstown State	L	48-58
Dec. 18	@ Notre Dame	L	56-69
Dec. 21	@ LIU Brooklyn	W	68-67
Dec. 30	@ #2 Michigan	L	52-74
Jan. 2	Columbia	L	63-65
Jan. 5	* New Hampshire	W	69-58
Jan. 9	*@ Stony Brook	L	46-59
Jan. 16	*@ UMBC	L	49-68
Jan. 19	*@ Vermont	L	50-78
Jan. 23	* UMass Lowell	L	79-85
Jan. 26	* Maine	W	78-66
Jan. 30	*@ Hartford	L	60-86
Feb. 2	*@ Albany	L	50-64
Feb. 6	* Stony Brook	L	59-85
Feb. 9	*@ New Hampshire	W	68-61
Feb. 13	* UMBC	L	50-64
Feb. 21	*@ UMass Lowell	W	81-66
Feb. 23	* Vermont	L	63-69
Feb. 27	* Hartford	L	76-96
Mar. 2	*@ Maine	W	83-60
Mar. 5	*@ Albany	L	58-73
Mar. 9	$@ Stony Brook	W	78-72
Mar. 12	$@ Vermont	L	51-84

*America East Conference Games
$ Amerca East Playoffs

2019-20 (10-19 Overall, 4-12 America East, 7th)
Head Coach: Tommy Dempsey
Home Court: Events Center

Nov. 5	Cornell	L	64-84
Nov. 10	@ #1 Michigan St.	L	47-100
Nov. 13	@ Columbia	L	63-75
Nov.16	Sacred Heart	W	76-72
Nov. 20	@ NJIT	W	77-75
Nov. 23	Army	W	88-73
Nov. 26	Oneonta	W	90-69
Dec. 1	@ Loyola	L	65-77
Dec. 4	Colgate	L	74-82
Dec. 7	Boston Univ. (ot)	W	84-79
Dec. 18	@ Youngstown St.	L	55-73
Dec. 20	@ Pittsburgh	L	53-79
Dec. 29	Hartwick	W	98-45
Jan. 4	* Albany	L	62-74
Jan. 8	* UMBC	W	79-75
Jan. 11	* @ UMass Lowell	L	66-85
Jan. 15	* Vermont	L	53-72
Jan. 19	*@ Maine	L	63-86
Jan. 22	*@ Stony Brook	W	83-79
Jan. 25	* New Hampshire	L	69-77
Jan. 29	*@ Hartford	L	57-73
Feb. 5	*@ Albany	L	49-62
Feb. 8	* Maine	L	75-82
Feb. 12	* Stony Brook	L	70-75
Feb. 15	*@ Vermont	L	48-76
Feb. 20	* UMass Lowell	W	86-84
Feb. 22	* Hartford	L	74-75
Feb. 26	*@ UMBC	W	76-74
Feb. 29	*@ New Hampshire	L	70-89

2020-21 (4-14 Overall, 4-10 America East, 9th)
Head Coach: Tommy Dempsey
Home Court: Events Center

Dec. 5	Marist (ot)	L	65-68
Dec. 6	@ Marist	L	60-64
Dec. 13	Youngstown State	L	65-79
Dec. 19	*Stony Brook	L	59-73
Dec. 20	*Stony Brook (ot)	L	70-80
Dec. 27	*@ UMBC	L	67-74
Dec. 28	*@ UMBC	W	75-69
Jan. 2	*@ Hartford	L	56-76
Jan. 3	*@ Hartford	L	74-77
Jan. 9	*Vermont	L	60-76
Jan. 10	*Vermont	L	44-84
Jan. 16	*UMass Lowell	L	78-92
Jan. 17	*UMass Lowell	L	67-77
Jan. 30	*New Hampshire	W	65-44
Jan. 30	*New Hamp. (ot)	L	65-71
Feb. 20	*@ NJIT	W	76-63
Feb. 21	*@ NJIT	W	72-58
Feb. 27	$@ Hartford	L	60-77

$ America East tournament first round

2021-22 (12-17 Overall, 8-10 America East, 9th)
Head Coach: Levell Sanders
Home Court: Events Center

Nov. 5	Cornell	L	69-76
Nov. 14	@ Sacred Heart	W	72-60
Nov.17	@ Columbia	L	77-85
Nov. 20	@ UConn	L	63-87
Nov. 28	Hartwick	W	110-41
Dec. 1	@ St. Joseph's	L	57-79
Dec. 4	@ Boston Univ.	L	63-68
Dec. 8	Marist	L	51-64
Dec. 11	Oneonta	W	79-55
Jan. 2	* UMass Lowell	W	68-63
Jan. 6	* @ Albany	W	88-79
Jan. 8	* NJIT	L	56-67
Jan. 16	* @ Maine	W	73-65
Jan. 19	* Stony Brook	L	71-74
Jan. 22	* @ NJIT	W	68-57
Jan 24.	* Hartford	W	74-64
Jan. 26	* @ Hartford	L	60-72
Jan. 29	* UMBC	L	68-70
Feb. 2	* @ Stony Brook	W	77-61
Feb. 5	* Maine	W	69-60
Feb. 9	* @ Vermont	L	51-82
Feb. 12	* New Hampshire	L	60-69
Feb. 16	* Albany	L	67-68
Feb. 19	* @ UMass Lowell	W	78-64
Feb. 23	* Vermont	L	49-66
Feb. 26	* @ New Hampshire	L	62-66
Mar. 1	* @ UMBC	L	68-78
Mar. 6	$ @ New Hampshire	W	72-69
Mar. 9	$$ @ Vermont	L	42-74

* America East Conference Game
$ America East tournament first round
$$ America East Quarterfinals (at Vermont)

Opponent	W-L	Streak	First Game	Last Win	Last Loss
Akron	0-2	L2	2006-07	—	2007-08
Albany	**33-75**	**L1**	**1948-49**	**2021-22**	**2021-22**
Albany Pharmacy	0-1	L1	1953-54	—	1953-54
Alcorn State	1-0	W1	2006-07	2006-07	—
Alfred	7-12	L2	1957-58	1977-78	1986-87
Arkansas-Monticello	1-0	W1	2009-10	2009-10	—
Army	4-9	W1	1985-86	2019-20	2018-19
Austin Peay	0-1	L1	2001-02	—	2001-02
Ave Maria	1-0	W1	2016-17	2016-17	—
Baruch	3-1	L1	1973-74	1979-80	1981-82
Bloomfield	1-0	W1	2000-01	2000-01	—
Bloomsburg	2-5	L1	1950-51	2009-10	2000-01
Boston College	0-1	L1	2014-15	—	2014-15
Boston University	**6-23**	**L1**	**2001-02**	**2019-20**	**2021-22**
Brandeis	0-1	L1	1997-98	—	1997-98
Bridgeport	3-1	W2	1998-99	1999-00	1998-99
Brockport	8-9	L4	1974-75	1993-94	1996-97
Brooklyn	0-2	L2	1977-78	—	1978-79
Brown	0-4	L4	2004-05	—	2012-13
Bryant	1-3	W1	2000-01	2013-14	2012-13
Bucknell	1-3	L2	2008-09	2009-10	2011-12
Univ. Buffalo	1-6	L3	1968-69	1980-81	2015-16
Buffalo State	2-10	L6	1974-75	1993-94	1996-97
Caldwell	0-1	L1	2014-15	—	2014-15
Canisius	0-2	L2	2010-11	—	2011-12
Castleton State	0-1	L1	1995-96	—	1995-96
Cazenovia	1-0	W1	1997-98	1997-98	—
Central Conn. St.	2-4	W2	2005-06	2016-17	2008-09
Champlain	0-3	L3	1950-51	—	1952-53
Charleston Southern	1-0	W1	2003-04	2003-04	—
Chicago State	1-1	W1	2007-08	2007-08	2007-08
Clarkson	1-0	W1	1985-86	1985-86	—
Clearwater Christian	1-0	W1	1980-81	1980-81	—
Colgate	5-12	L2	1976-77	2017-18	2019-20
Colgate Freshmen	0-2	L2	1947-48	—	1947-48
Columbia	**1-4**	**L3**	**2000-01**	**2002-03**	**2021-22**
UConn	**0-1**	**L1**	**2021-22**	**—**	**2021-22**
Cornell	**4-12**	**L4**	**1988-89**	**2016-17**	**2021-22**
Cornell JV	0-2	L2	1947-48	—	1947-48
Cortland	20-23	W2	1973-74	1997-98	1996-97
Dartmouth	1-1	L1	2001-02	2001-02	2002-03
Delaware Valley	1-0	W1	1996-97	1996-97	—
Delaware State	2-0	W2	2016-17	2017-18	—
Denver	1-0	W1	2002-03	2002-03	—
Dowling	0-1	L1	2000-01	—	2000-01
Drake	0-1	L1	2009-10	—	2009-10
Drew	7-2	W1	1959-60	1967-68	1966-67
Drexel	0-2	L2	2010-11	—	2011-12
Duke	0-1	L1	2008-09	—	2008-09
Duquesne	0-1	L1	2009-10	—	2009-10
East Stroudsburg	1-0	W1	1999-00	1999-00	—
Eisenhower	8-2	L1	1972-73	1980-81	1981-82
E.J. All Stars	2-1	W2	1946-47	1947-48	1946-47
Elmira	12-16	W1	1946-47	2017-18	1996-97
Elon	0-1	L1	2001-02	—	2001-02
Fairleigh Dickinson	2-0	W2	1960-61	1961-62	—
Felician	2-0	W2	1999-00	1999-00	—
Florida Bible	1-0	W1	1982-83	1982-83	—
Florida Gulf Coast	0-1	L1	2016-17	—	2016-17
Florida Institute of Tech.	1-0	W1	1982-83	—	

Opponent	W-L	Streak	First Game	Last Win	Last Loss
Florida Internat'l	0-2	L2	2015-16	—	2016-17
Florida Memorial	0-1	L1	1980-81	—	1980-81
Florida Southern	0-1	L1	1987-88	—	1987-88
Florida State	0-1	L1	2000-01	—	2000-01
Florida Tech	0-1	L1	1999-00	—	1999-00
Fordham	0-2	L2	2007-08	—	2011-12
Franklin Pierce	1-3	L1	1998-99	1998-99	1999-00
Fredonia	13-7	W5	1974-75	1996-97	1992-93
Genesee CC	3-0	W3	1948-49	1950-51	—
Geneseo	17-26	L3	1952-53	1993-94	1996-97
George Washington	1-3	L1	2001-02	2007-08	2008-09
Glassboro	0-1	L1	1988-89	—	1988-89
Glenville State	1-0	W1	1998-99	1998-99	—
Green Mountain	5-1	W3	1989-90	2000-01	1996-97
Hamilton	7-36	L1	1953-54	1993-94	1994-95
Hancock	0-1	L1	1952-53	—	1952-93
Hartford	**14-31**	**L1**	**2001-02**	**2021-22**	**2021-22**
Hartwick	**13-36**	**W7**	**1946-47**	**2021-22**	**2018-19**
Haverford	0-1	L1	1995-96	—	1995-96
Hilbert	2-0	W2	1995-96	1995-96	—
Hobart	8-11	W1	1949-50	1982-83	1972-73
Hofstra	0-4	L4	2004-05	—	2011-12
Houghton	11-1	W2	1968-69	2000-01	1989-90
House of Mills	0-1	L1	1949-50	—	1949-50
Hunter	2-3	W1	1953-54	1990-91	1976-77
Idaho State	1-1	W1	2003-04	2005-06	2003-04
Iowa State	0-1	L1	2002-03	—	2002-03
Ithaca	10-21	L1	1951-52	1998-99	1999-00
Ithaca Freshmen	1-2	L2	1946-47	1946-47	1947-48
Jersey City State	0-1	L1	1996-97	—	1996-97
John Jay	4-1	W4	1974-75	1988-89	1974-75
Johnson State	1-0	W1	1993-94	1993-94	—
Kansas	0-1	L1	2003-04	—	2003-04
Kent State	0-1	L1	2004-05	—	2004-05
Keuka	3-1	W2	1987-88	1997-98	1995-96
Keystone CC	2-0	W2	1948-49	1948-49	1948-49
King's College (N.Y.)	0-4	L4	1948-49	—	1951-52
Kutztown	2-0	W2	2000-01	2000-01	—
Lafayette	1-1	L1	2003-04	2002-03	2003-04
LaSalle	1-1	L1	2009-10	2009-10	2010-11
Lebanon Valley	0-1	L1	1997-98	—	1997-98
Lehman	1-0	W1	1975-76	1975-76	—
Le Moyne	2-3	W1	1997-98	2000-01	1999-00
LIU	4-2	W1	2002-03	2018-19	2006-07
Lock Haven	1-0	W1	2000-01	2000-01	—
Long Beach State	1-0	W1	2016-17	2016-17	—
Loyola (Md.)	1-5	L2	2012-13	2017-18	2019-20
Loyola Marymount	0-1	L1	2003-04	—	2003-04
Lycoming	2-6	L6	1949-50	1949-50	1953-54
Maine	**21-21**	**W2**	**2001-02**	**2021-22**	**2019-20**
Manhattan	2-3	L2	2007-08	2010-11	2014-15
Manhattanville	1-0	W1	1992-93	1992-93	—
Mansfield	6-12	W3	1949-50	2016-17	1956-57
Marist	**2-3**	**L3**	**2008-09**	**2009-10**	**2021-22**
Maritime	18-7	W10	1951-52	1975-76	1970-71
Marshall	0-2	L2	2009-10	—	2010-11
Marywood	2-0	W2	2012-13	2016-17	—
Medaille	1-0	W1	1977-78	1977-78	—
Medgar Evers	2-0	W2	1978-79	1997-98	—
Miami (Fla.)	1-0	W1	2006-07	2006-07	—
Michigan	0-3	L3	2004-05	—	2018-19

Opponent	W-L	Streak	First Game	Last Win	Last Loss
Michigan State	0-2	L2	2015-16	—	2019-20
Millersville	2-0	W2	2000-01	2000-01	—
Misericordia	7-0	W7	1980-81	2018-19	—
Missouri	0-1	0-1	2011-12	—	2011-12
Morehead State	0-2	L2	2010-11	—	2011-12
Morgan State	1-1	L1	2017-18	2017-18	2018-19
Monmouth	0-2	L2	2012-13	—	2013-14
Mt. St. Mary	1-1	L1	1990-91	1990-91	2014-15
Mt. St. Mary's (Md.)	3-2	W2	2005-06	2015-16	2012-13
NYU	0-1	L1	1991-92	—	1991-92
Navy	0-3	L3	2012-13	—	2014-15
Nazareth	0-2	L2	1987-88	—	1988-89
New Hampshire College	0-4	L4	1998-99	—	1999-00
New Hampshire	**20-24**	**L3**	**2001-02**	**2020-21**	**2021-22**
New Haven	4-1	L1	1998-99	1999-00	2000-01
NJ Inst. of Tech.	**4-3**	**W1**	**1982-83**	**2021-22**	**2021-22**
New Paltz	22-8	W1	1974-75	1995-96	1996-97
Niagara	**1-1**	**W1**	**2005-06**	**2006-07**	**2005-06**
North Carolina	0-1	L1	2001-02	—	2001-02
North Florida	2-0	W2	2005-06	2006-07	—
Northeastern	4-4	L3	2001-02	2003-04	2004-05
Northwestern	0-1	L1	2018-19	---	2018-19
North Adams State	1-0	W1	1983-84	1983-84	—
Notre Dame	0-2	L2	2014-15	—	2018-19
Oakland	0-1	L1	2015-16	—	2015-16
Ohio University	0-1	L1	2004-05	—	2004-05
Oklahoma	0-1	L1	2005-06	—	2005-06
Old Westbury	8-4	W5	1979-80	1997-98	1986-87
Oneonta	**31-45**	**W5**	**1950-51**	**2021-22**	**1995-96**
Oral Roberts	0-2	L2	2000-01	—	2001-02
Oswego	20-14	W3	1950-51	2014-15	1996-97
Palm Beach Atlantic	1-0	W1	1980-81	1980-81	—
Paragons	0-1	L1	1948-49	—	1948-49
Pepperdine	0-1	L1	2006-07	—	2006-07
Penn	0-3	L3	2012-13	—	2015-16
Penn St.-Behrend	1-0	W1	1997-98	1997-98	—
Penn State	0-1	L1	2017-18	—	2017-18
Pittsburgh	0-2	L2	2009-10	—	2019-20
Pitt-Bradford	3-1	W3	1997-98	2000-01	1997-98
Plattsburgh	31-30	L1	1954-55	1996-97	1997-98
Post 82 American Legion	0-1	L1	1947-48	—	1947-48
Potsdam	10-35	W1	1972-73	1997-98	1996-97
Practical Bible	3-0	W3	1994-95	1998-99	—
Pratt Institute	2-0	W2	1973-74	1975-76	—
Providence	0-2	L2	2000-01	—	2014-15
Purchase	6-0	W6	1979-80	1997-98	—
Queens	2-0	W2	1980-81	1982-83	—
Queens CC	2-0	W2	1972-73	1977-78	—
Quinnipiac	2-2	W2	2000-01	2008-09	2001-02
Radford	0-2	L2	2011-12	----	2013-14
Ramapo	1-0	W1	1974-75	1974-75	—
Randolph Macon	0-1	L1	1976-77	—	1976-77
Richard Stockton	1-1	W1	1988-89	1997-98	1988-89
Rider	1-3	L1	2006-07	2008-09	2009-10
Roberts Wesleyan	5-2	W1	1949-50	1983-84	1951-52
Rochester	0-4	L4	1982-83	—	1986-87
RIT	1-5	L3	1970-71	1972-73	1975-76
Rensselaer	5-11	L1	1955-56	1971-72	—
Rollins	0-2	L2	1987-88	—	1999-00

Opponent	W-L	Streak	First Game	Last Win	Last Loss
Rutgers	1-0	W1	2008-09	2008-09	—
Sacred Heart	**5-1**	**W4**	**1998-99**	**2021-22**	**1998-99**
St. Bonaventure	1-5	L3	2007-08	2007-08	2015-16
St. Francis (P.A.)	1-1	W1	2015-16	—	2016-17
St. Francis (N.Y.)	4-1	W4	2001-02	2005-06	2001-02
St. John's	0-1	L1	2016-17	—	2016-17
St. John Fisher	2-2	L1	1991-92	1993-94	1996-97
St. Joseph's	**0-2**	**L2**	**2013-14**	**—**	**2021-22**
St. Mary's (Calif.)	0-2	L2	2003-04	—	2009-10
St. Peter's	1-3	L1	2010-11	2012-13	2013-14
St. Rose	0-1	L1	2000-01	—	2000-01
St. Thomas Aquinas	1-1	W1	1997-98	1997-98	1997-98
Sam Houston State	1-0	W1	2004-05	2004-05	—
Sampson	1-1	W1	1948-49	1948-49	1948-49
Scranton	3-9	W2	1951-52	2000-01	1998-99
Scranton Freshmen	2-2	L1	1946-47	1947-48	1947-48
Shippensburg	0-1	L1	1976-77	—	1976-77
Skidmore	1-0	W1	1993-94	1993-94	—
South Dakota	0-1	L1	2009-10	—	2009-10
Southern Conn. State	0-4	L4	1999-00	—	1999-00
Southern Vermont	1-0	W1	1991-92	1991-92	—
Springfield	0-1	L1	1994-95	—	1994-95
Staten Island	0-2	L2	1978-79	—	1979-80
Stephen F. Austin	0-1	L1	2009-10	—	2009-10
Stonehill	1-0	W1	2000-01	2000-01	—
Stony Brook	**30-48**	**W1**	**1962-63**	**2021-22**	**2021-22**
Suffolk	1-0	W1	1997-98	1997-98	—
Susquehanna	0-1	L1	1960-61	—	1960-61
Syracuse	0-5	L5	2002-03	—	2013-14
Syracuse Freshmen	0-2	L2	1947-48	1947-48	1947-48
Taylor	0-1	L1	1950-51	—	1950-51
Teikyo Post	2-0	W2	1999-00	1999-00	—
Texas A&M-Corpus	0-2	L2	2002-03	—	2003-04
Tulane	1-0	W1	2008-09	2008-09	—
UMass Lowell	**8-15**	**W2**	**1998-99**	**2021-22**	**2020-21**
Union	0-1	L1	1950-51	—	1950-51
U.S. Merchant Marines	2-0	W2	1984-85	1985-86	—
UMBC	**19-22**	**L2**	**2003-04**	**2020-21**	**2021-22**
Upsala	0-1	L1	1983-84	—	1983-84
Utah St.	0-1	L1	2005-06	—	2005-06
Utah Valley	1-1	L1	2008-09	2008-09	2008-09
Utica College	26-38	L4	1946-47	1990-91	1986-87
Utica/Rome	7-4	L1	1949-50	1995-96	1989-90
VCU	0-1	L1	2016-17	—	2016-17
Vermont	**8-39**	**L15**	**2001-02**	**2014-15**	**2021-22**
Villanova	0-1	L1	2002-03	—	2002-03
Virginia Military	1-0	W1	2003-04	2003-04	—
Western Carolina	0-1	L1	2009-10	—	2009-10
Widener	1-0	W1	1992-93	1992-93	—
Wilkes	10-25	L6	1947-48	1967-68	1973-74
Wooster	0-1	L1	1958-59	—	1958-59
York (Pa.)	0-1	L1	1973-74	—	1973-74
Youngstown St.	0-3	---	2018-19	---	2020-21

2021-22 Opponents in Bold

BINGHAMTON VS. ALBANY

Albany leads series 73-35
(19-40 Home, 10-34 Away, 6 Unknown)

1948-49 Binghamton 76, Albany 67
1948-49 Albany 63, Binghamton 52
1949-50 Binghamton 67, Albany 51
1949-50 Binghamton 91, Albany 58
12-13-50 BINGHAMTON 76, Albany 67
2-28-51 Albany 53, BINGHAMTON 49
12-7-51 ALBANY 58, Binghamton 49
3-5-52 BINGHAMTON 62, Albany 61
12-12-52 ALBANY 72, Binghamton 57
2-21-53 Albany 64, BINGHAMTON 50
1953-54 Albany 75, Binghamton 69
1953-54 Albany 62, Binghamton 57
12-10-54 BINGHAMTON 61, Albany 59
3-5-55 Binghamton 97, ALBANY 91
12-9-55 Albany 72, BINGHAMTON 38
12-7-56 ALBANY 91, Binghamton 66
3-5-58 Albany 69, BINGHAMTON 60
3-4-59 ALBANY 104, Binghamton 77
12-11-59 Albany 65, BINGHAMTON 60
1960-61 ALBANY 69, Binghamton 56
12-16-61 BINGHAMTON 62, Albany 58
1962-63 ALBANY 81, Binghamton 56
1-8-64 Albany 78, BINGHAMTON 52
1964-65 ALBANY 74, Binghamton 44
1-29-66 Albany 71, BINGHAMTON 67
1966-67 Albany 68, BINGHAMTON 56
2-6-68 Albany 75, BINGHAMTON 60
1968-69 ALBANY 70, Binghamton 50
12-12-70 Albany 82, BINGHAMTON 54
12-11-71 ALBANY 67, Binghamton 44
12-16-72 BINGHAMTON 68, Albany 66
12-15-73 ALBANY 76, Binghamton 71
12-10-74 Albany 91, BINGHAMTON 71
12-9-75 Albany 81, BINGHAMTON 71
12-8-76 Albany 58, BINGHAMTON 49
12-7-77 Albany 91, BINGHAMTON 69
12-6-78 Albany 69, BINGHAMTON 63
2-22-79 ALBANY 76, Binghamton 62
12-5-79 ALBANY 81, Binghamton 66
1-30-80 ALBANY 67, Binghamton 60
12-10-80 Albany 52, BINGHAMTON 50 (ot)
2-10-81 ALBANY 52 Binghamton 46
12-2-81 ALBANY 56, Binghamton 45
2-3-82 Albany 59, BINGHAMTON 45
1-25-83 BINGHAMTON 78, Albany 76
2-1-83 Albany 70, BINGHAMTON 44
1-17-84 Albany 62, BINGHAMTON 60 (ot)
2-4-84 Binghamton 65, ALBANY 55
2-24-84 BINGHAMTON 46, Albany 44
1-23-85 Albany 62, BINGHAMTON 61
2-13-85 ALBANY 88, Binghamton 66
1-22-86 Albany 69, BINGHAMTON 65
2-12-86 Albany 79, BINGHAMTON 75
2-22-86: BINGHAMTON 62, Albany 61
12-9-86 Albany 87, BINGHAMTON 77
2-10-87 ALBANY 96, Binghamton 85
12-30-87 Binghamton 86, ALBANY 81
2-13-88 Albany 82, BINGHAMTON 79
12-28-88 BINGHAMTON 78, Albany 75
12-2-89 ALBANY 90, Binghamton 75
12-1-90 Albany 78, BINGHAMTON 69
11-26-91 ALBANY 83, Binghamton 77
11-24-92 BINGHAMTON 61, Albany 55
11-23-93 Binghamton 78, ALBANY 61
11-22-94 Albany 76, BINGHAMTON 60
1-27-99 ALBANY 67, Binghamton 57
2-17-99 BINGHAMTON 72, Albany 70
1-7-02 Binghamton 69, ALBANY 61
2-5-02 BINGHAMTON 75, Albany 56
1-21-03 BINGHAMTON 86, Albany 59
2-20-03 Binghamton 76, ALBANY 59
1-14-03 Binghamton 59, ALBANY 53
2-11-04 BINGHAMTON 58, Albany 46
1-12-05 ALBANY 68, Binghamton 62
2-9-05 BINGHAMTON 67, Albany 53
3-5-05 BINGHAMTON 76, Albany 70 (AE Qtrs.)
12-20-05 ALBANY 70, Binghamton 65
1-28-06 Albany 52, BINGHAMTON 51
1-6-07 BINGHAMTON 83, Albany 72
2-3-07 ALBANY 65, Binghamton 62
1-12-08 Binghamton 71, ALBANY 57
2-27-08 Albany 74, BINGHAMTON 62
1-14-09 ALBANY 72, Binghamton 66
2-09-09 BINGHAMTON 88, Albany 75
1-07-10 Binghamton 62, ALBANY 57
2-03-10 BINGHAMTON 78, Albany 73
1-20-11 ALBANY 76, Binghamton 36
2-20-11 Albany 57, BINGHAMTON 54
2-12-12 ALBANY 74, Binghamton 68
2-27-12 Albany 74, BINGHAMTON 63
1-7-13: Albany 71, BINGHAMTON 59
2-2-13: ALBANY 79, Binghamton 46
1-20-14 ALBANY 66, Binghamton 60
2-19-14 Albany 57, BINGHAMTON 48
1-14-15 ALBANY 73, Binghamton 58
2-10-15 Albany 62, BINGHAMTON 46
1-18-16 ALBANY 80, Binghamton 59
2-8-16 Albany 69, BINGHAMTON 56
1-19-17 ALBANY 84, Binghamton 65
2-9-17 Albany 66, BINGHAMTON 54
1-15-18 BINGHAMTON 79, Albany 66
2-27-18 ALBANY 71, Binghamton 54
2-2-19 ALBANY 64, Binghamton 50
3-5-19 Albany 73, BINGHAMTON 58
1-4-20 Albany 74, BINGHAMTON 62
2-5-20 ALBANY 62, Binghamton 49
1-6-22 Binghamton 88, ALBANY 79
2-16-22 Albany 68, BINGHAMTON 67

BINGHAMTON VS. HARTFORD

Hartford leads series 31-14
(8-12 Home, 5-18 Away, 1-1 Neutral)

1-2-02 Hartford 68, BINGHAMTON 66
2-17-02 HARTFORD 88, Binghamton 63
1-15-03 BINGHAMTON 55, Hartford 52
2-6-03 HARTFORD 65, Binghamton 51
1-19-04 HARTFORD 60, Binghamton 56
1-31-04 BINGHAMTON 75, Hartford 68
2-2-05 BINGHAMTON 66, Hartford 38
2-24-05 HARTFORD 58, Binghamton 54
1-19-06 Binghamton 57, HARTFORD 55
2-18-06 Hartford 52, BINGHAMTON 46
1-15-07 Binghamton 57, HARTFORD 55
2-22-07 BINGHAMTON 55, Hartford 53
1-9-08 HARTFORD 80, Binghamton 79
2-2-08 Hartford 71, BINGHAMTON 62
1-19-09 BINGHAMTON 66, Hartford 59
2-18-09 Binghamton 62, HARTFORD 44
3-07-09 Binghamton 73, Hartford 65 (AE Qtrs.)
1-21-10 HARTFORD 64, Binghamton 63
2-24-10 BINGHAMTON 66, Hartford 53
1-17-11 Hartford 72, BINGHAMTON 61
2-16-11 Binghamton 77, HARTFORD 47
1-15-12 Hartford 69, BINGHAMTON 57
2-12-12 HARTFORD 62, Binghamton 60
1-2-13 HARTFORD 71, Binghamton 68
2-6-13 Hartford 76, Binghamton 62
1-23-14 Hartford 56, BINGHAMTON 54
2-27-14 HARTFORD 89, Binghamton 83 (ot)
3-8-14 Hartford 69, Binghamton 42 (AE Qtrs.)
1-7-15 HARTFORD 69, Binghamton 59
2-3-15 Hartford 62, BINGHAMTON 61
1-13-16 Hartford 76, BINGHAMTON 72
2-11-16 Binghamton 68, HARTFORD 54
1-25-17 BINGHAMTON 76, Hartford 55
2-22-17 HARTFORD 76, Binghamton 69
1-13-18 HARTFORD 97, Binghamton 65
2-24-18 Hartford 67, BINGHAMTON 57
1-30-19 HARTFORD 86, Binghamton 60
2-27-19 Hartford 96, BINGHAMTON 76
1-29-20 HARTFORD 73, Binghamton 57
2-22-20 Hartford 75, BINGHAMTON 74
1-2-21 HARTFORD 76, Binghamton 56
1-3-21 HARTFORD 77, Binghamton 74
2-27-21 HARTFORD 77, Binghamton 60 (AE 1st round)
1-24-22 BINGHAMTON 74, Hartford 64
1-26-22 HARTFORD 72, Binghamton 60

BINGHAMTON VS. MAINE

Maine leads series 23-19
(14-7 Home, 7-13 Away, 0-1 Neutral)

1-20-02 Maine 83, BINGHAMTON 60
1-31-02 MAINE 80, Binghamton 69
1-18-03 MAINE 79, Binghamton 64
2-15-03 BINGHAMTON 63, Maine 62
1-7-04 BINGHAMTON 60, Maine 46
2-8-04 MAINE 84, Binghamton 51
3-6-04 Maine 79, Binghamton 77 (ot) (AE Qtrs.)
1-6-05 BINGHAMTON 65, Maine 52
2-6-05 Binghamton 67, MAINE 60
1-12-06 Binghamton 71, MAINE 53
2-5-06 BINGHAMTON 84, Maine 56
3-4-06: BINGHAMTON 71, Maine 62 (AE Qtrs.)
1-13-07 MAINE 69, Binghamton 64
2-11-07 BINGHAMTON 67, Maine 40
1-27-08 Binghamton 69, MAINE 58
2-17-08 BINGHAMTON 80, Maine 55
1-03-09 Binghamton 70, MAINE 62
1-31-09 BINGHAMTON 83, Maine 77
1-10-10 Maine 66, BINGHAMTON 61 (OT)

2-06-10 MAINE 61, Binghamton 49
1-15-11 MAINE 77, Binghamton 51
1-29-11 Maine 77, BINGHAMTON 74
1-2-12 Maine 76, BINGHAMTON 61
1-28-12 MAINE 67, Binghamton 59
1-19-13 Binghamton 57, MAINE 56
2-16-13 Maine 64, BINGHAMTON 60
1-5-14 MAINE 82, Binghamton 66
2-8-14 BINGHAMTON 73, Maine 58
1-10-15 BINGHAMTON 65, Maine 46
2-7-15 MAINE 67, Binghamton 64
1-30-16 MAINE 74, Binghamton 63
2-27-16 BINGHAMTON 78, Maine 66
1-29-17 Binghamton 65, MAINE 54
2-25-17 Maine 72, BINGHAMTON 71
1-6-18 Maine 76, BINGHAMTON 73
2-3-18 MAINE 81, Binghamton 79
1-26-19 BINGHAMTON 78, Maine 66
3-02-19 Binghamton 83, MAINE 60
1-19-20 MAINE 86, Binghamton 63
2-8-20 Maine 82, BINGHAMTON 75
1-16-22 Binghamton 73, MAINE 65
2-5-22 BINGHAMTON 69, Maine 60

CAPS indicates home team

BINGHAMTON VS. NEW HAMPSHIRE

New Hampshire leads series 22-20
(9-13 Home, 10-11 Away, 1-0 Neutral)

2-2-02 NEW HAMP. 79, Binghamton 69
2-24-02 BINGHAMTON 85, New Hamp. 67
1-2-03 Binghamton 80, NEW HAMP. 50
1-26-03 BINGHAMTON 82, New Hamp. 71
1-17-04 New Hamp. 57, BINGHAMTON 55
2-14-04 Binghamton 59, NEW HAMP. 53
1-16-05 New Hamp. 69, BINGHAMTON 60
2-13-05 Binghamton 62, NEW HAMP. 54
1-5-06 Binghamton 62, NEW HAMP. 49
2-8-06 BINGHAMTON 57, New Hamp. 46
1-18-07 New Hamp. 75, BINGHAMTON 72
2-20-07 Binghamton 66, NEW HAMP. 37
1-24-08 Binghamton 67, NEW HAMP. 58
2-14-08 BINGHAMTON 56, New Hamp. 54
1-22-09 Binghamton 60, NEW HAMP. 47
2-22-09 BINGHAMTON 70, New Hamp. 69
3-08-09 Binghamton 72, New Hamp. 67 (AE Semis)
1-30-10 BINGHAMTON 76, New Hamp. 73 (ot)
2-11-10 NEW HAMP. 67, Binghamton 60
1-08-11 Binghamton 66, NEW HAMP. 61
2-05-11 New Hamp. 65, BINGHAMTON 59
1-22-12 New Hamp. 64, BINGHAMTON 49
2-26-12 NEW HAMP. 58, Binghamton 49
1-26-13 New Hamp. 63, BINGHAMTON 45
2-23-13 NEW HAMP. 68,Binghamton 56
1-9-14 BINGHAMTON 67, New Hamp. 38
2-12-14 Binghamton 72, NEW HAMP. 71 (ot)
1-17-15 New Hamp. 73, BINGHAMTON 66
2-14-15 NEW HAMP. 66, Binghamton 48
1-9-16 NEW HAMP. 58, Binghamton 43
2-6-16 New Hamp. 59, BINGHAMTON 55
3-2-16 NEW HAMP. 56, Binghamton 51 (AE Qtrs.)
1-14-17 NEW HAMP. 73, Binghamton 66
2-12-17 New Hamp. 63, BINGHAMTON 55
1-10-18 NEW HAMP. 71, Binghamton 67
1-27-18 New Hamp. 57, BINGHAMTON 52
1-5-19 BINGHAMTON 69, New Hamp. 58
2-9-19 Binghamton 68, NEW HAMP. 61
1-25-20 New Hampshire 77, BINGHAMTON 69
2-29-20 NEW HAMPSHIRE 89, Binghamton 70
1-30-21 BINGHAMTON 65, New Hampshire 44
1-31-21 New Hampshire 71, BINGHAMTON 65 (ot)
2-12-22 New Hampshire 69, BINGHAMTON 60
2-26-22 NEW HAMPSHIRE 66, Binghamton 62

BINGHAMTON VS. UMASS LOWELL

UMass Lowell leads series15-8
(6-7 Home, 4-8 Away)

1-11-99: UML 80, Binghamton 61
1-30-99: BINGHAMTON 78, UML 40
2-20-99: UML 65, Binghamton 63 (NECC qtrs.)
2-12-00: UML 66, Binghamton 62
2-26-00: UML 78, BINGHAMTON 57
1-11-14 UML 71, BINGHAMTON 59
2-1-14: UML 62, Binghamton 55
1-2-15 UML 50, Binghamton 40
1-31-15 BINGHAMTON 76, UML 69
1-24-16 Binghamton 64, UML 57
2-20-16 BINGHAMTON 81, UML 77
1-8-17 UML 79, BINGHAMTON 75
2-4-17 UML 60, Binghamton 59
1-21-18 UML 79, BINGHAMTON 71
2-18-18 UML 74, Binghamton 69
1-23-19 UML 85, BINGHAMTON 79
2-21-19 Binghamton 81, UML 66
1-11-20 UML 85, Binghamton 66
2-20-20 BINGHAMTON 86, UML 84
1-6-21 UML 92, BINGHAMTON 78
1-7-21 UML 77, BINGHAMTON 67
1-2-22 BINGHAMTON 68, UML 63
2-19-22 Binghamton 78, UML 64

BINGHAMTON VS. STONY BROOK

Stony Brook leads series 46-30
(19-21 Home, 10-24 Away, 2-2 Neutral)

1962-63 BINGHAMTON 88, Stony Brook 73
2-08-64 STONY BROOK 69, Binghamton 62
1964-65 STONY BROOK 60, Binghamton 59
1-08-66 STONY BROOK 61, Binghamton 53
1966-67 Binghamton 56, Stony Brook 53
2-10-68 Stony Brook 59, BINGHAMTON 58
1968-69 BINGHAMTON 43, Stony Brook 42
1969-70 Stony Brook 79, BINGHAMTON 69
1969-70 STONY BROOK 85, Binghamton 55
12-05-70 STONY BROOK 62, Binghamton 50
12-03-71 Stony Brook 88, BINGHAMTON 64
12-09-72 Binghamton 71, STONY BROOK 69
2-16-74 Stony Brook 77, BINGHAMTON 45
2-15-75 Binghamton 74, STONY BROOK 66
12-05-75 BINGHAMTON 74, Stony Brook 72
12-04-76 Stony Brook 84, BINGHAMTON 71
1-28-78 STONY BROOK 97, Binghamton 83
2-03-79 Stony Brook 96, BINGHAMTON 63
12-08-79 STONY BROOK 96, Binghamton 92 (ot)
12-06-80 Stony Brook 75, BINGHAMTON 64
12-04-81 Stony Brook 67, BINGHAMTON 61
1-14-83 BINGHAMTON 72, Stony Brook 64
12-12-84 STONY BROOK 76, Binghamton 65
11-23-85 Stony Brook 81, BINGHAMTON 80 (ot)
1-25-92 BINGHAMTON 84, Stony Brook 59
1-09-93 BINGHAMTON 50, Stony Brook 49
12-01-98 STONY BROOK 67, Binghamton 56
2-03-99 BINGHAMTON 72, Stony Brook 70
1-13-01 Stony Brook 81, BINGHAMTON 62
2-24-01 STONY BROOK 66, Binghamton 56
11-24-01 Binghamton 53, Stony Brook 51
12-29-01 Binghamton 60, STONY BROOK 52
1-15-02 Stony Brook 66, BINGHAMTON 62
1-11-03 BINGHAMTON 64, Stony Brook 59
2-26-03 STONY BROOK 77, Binghamton 70
1-25-04 BINGHAMTON 80, Stony Brook 71
2-22-04 Binghamton 64, STONY BROOK 57
1-19-05 BINGHAMTON 72, Stony Brook 45
2-19-05 STONY BROOK 57, Binghamton 55
1-8-06 BINGHAMTON 63, Stony Brook 54
2-11-06 Binghamton 76, STONY BROOK 58
1-9-07 STONY BROOK 67, Binghamton 55
1-31-07 BINGHAMTON 66, Stony Brook 65
1-15-08 BINGHAMTON 67, Stony Brook 61
3-1-08 Binghamton 49, STONY BROOK 44
1-05-09 BINGHAMTON 67, Stony Brook 60
2-07-09 Binghamton 63, STONY BR. 61 (ot)
1-12-10 BINGHAMTON 64, Stony Brook 62
2-13-10 STONY BROOK 81, Binghamton 61
1-10-11 BINGHAMTON 57, Stony Brook 50
2-27-11 STONY BROOK 67, Binghamton 42
1-5-12 Stony Brook 60, BINGHAMTON 54
2-1-12 STONY BROOK 82, Binghamton 48
3-3-12 Stony Br. 78, Binghamton 69 (AE Qtrs.)
1-9-13 Stony Brook 62, BINGHAMTON 37
2-12-13 STONY BROOK 73, Binghamton 47
3-9-13: Stony Brook 72, Binghamton 49 (AE Qtrs.)
1-15-14 STONY BROOK 67, Binghamton 47
2-4-14 Stony Brook 58, BINGHAMTON 53
1-25-15 Stony Brook 61, BINGHAMTON 54
2-21-15 STONY BROOK 64, Binghamton 52
3-4-15 Stony Brook 62, Binghamton 57 (AE Qtrs.)
1-6-16 Stony Brook 62, BINGHAMTON 52
2-3-16 STONY BROOK 76, Binghamton 51
1-22-17 BINGHAMTON 71, Stony Brook 67
2-18-17 STONY BROOK 76, Binghamton 55
3-1-17 STONY BROOK 70, Binghamton 60 (AE Qtrs.)
1-18-18 STONY BROOK 77, Binghamton 66
2-15-18 BINGHAMTON 69, Stony Brook 57
1-09-19 STONY BROOK 59, Binghamton 46
2-06-19 Stony Brook 85, BINGHAMTON 59
3-09-19 Binghamton 78. STONY BROOK 72(AE Qtrs)
1-22-20 Binghamton 83, STONY BROOK 79
2-12-20 Stony Brook 75, BINGHAMTON 70
12-19-20 Stony Brook 73, BINGHAMTON 59
12-20-20 Stony Brook 80, BINGHAMTON 70 (ot)
1-19-21 Stony Brook 74, BINGHAMTON 71
2-2-22 Binghamton 77, STONY BROOK 61

BINGHAMTON VS. UMBC

UMBC leads series 22-19
(11-8 Home, 6-14 Away, 2-0 Neutral)

1-28-04	Binghamton 59, UMBC 56
2-25-04	BINGHAMTON 57, UMBC 46
1-22-05	UMBC 61, Binghamton 59
2-16-05	BINGHAMTON 61, UMBC 51
2-2-06	UMBC 78, Binghamton 74
2-20-06	BINGHAMTON 66, UMBC 63
1-3-07	UMBC 73, BINGHAMTON 71
1-28-07	UMBC 51, Binghamton 48
1-19-08	BINGHAMTON 62, UMBC 59
2-9-08	UMBC 63, Binghamton 59
1-28-09	UMBC 84, Binghamton 78
2-26-09	BINGHAMTON 71, UMBC 51
3-14-09	BINGHAMTON 61,UMBC 51 (AE Championship)
1-27-10	Binghamton 80, UMBC 63
2-21-10	BINGHAMTON 81, UMBC 61
1-12-11	BINGHAMTON 83, UMBC 75
2-03-11	UMBC 83, Binghamton 79 (OT)
3-03-11	Binghamton 91, UMBC 75 (AE First Round)
1-19-12	UMBC 64, Binghamton 58
2-15-12	UMBC 70, BINGHAMTON 56
3-1-12	Binghamton 73, UMBC 67 (2ot) (AE First Round)
1-30-13	UMBC 61, BINGHAMTON 58
3-3-13	UMBC 59, Binghamton 49
1-29-14	UMBC 73, BINGHAMTON 61
2-22-14	Binghamton 72, UMBC 70
1-28-15	Binghamton 68, UMBC 56
2-28-15	BINGHAMTON 76, UMBC 69
1-27-16	BINGHAMTON 66, UMBC 57
2-24-16	UMBC 80, Binghamton 79 (ot)
1-5-17	UMBC 85, Binghamton 71
2-1-17	UMBC 92, BINGHAMTON 74
12-24-18	UMBC 69, Binghamton 57
2-8-18	UMBC 78, BINGHAMTON 68
1-16-19	UMBC 68, Binghamton 49
2-13-19	UMBC 64, BINGHAMTON 50
1-8-20	BINGHAMTON 79, UMBC 75
2-26-20	Binghamton 76, UMBC 74
12-27-20	UMBC 74, Binghamton 67
12-28-20	Binghamton 75, UMBC 69
1-29-22	UMBC 70, BINGHAMTON 68
3-1-22	UMBC 78, Binghamton 68

BINGHAMTON VS. VERMONT

Vermont leads series 39-8
(6-19 Home, 2-19 Away, 0-1 Neutral)

2-8-02	Vermont 83, BINGHAMTON 80
2-13-02	VERMONT 86, Binghamton 71
2-2-03	BINGHAMTON 61, Vermont 50
2-12-03	VERMONT 74, Binghamton 54
1-2-04	Vermont 67, BINGHAMTON 60
2-5-04	VERMONT 70, Binghamton 51
12-19-04	VERMONT 83, Binghamton 53
1-27-05	Vermont 71, BINGHAMTON 44
3-6-05	Vermont 76, BINGHAMTON 65 (AE Semis)
1-25-06	BINGHAMTON 61, Vermont 60 (2ot)
2-26-06	Binghamton 67, VERMONT 62
3-5-06	Vermont 66, BINGHAMTON 59 (AE Semis)
1-21-07	Vermont 65, BINGHAMTON 61
2-18-07	VERMONT 71, Binghamton 61
1-3-08	VERMONT 71, Binghamton 60
2-6-08	Vermont 83, BINGHAMTON 78
3-8-08	Vermont 65, BINGHAMTON 57 (AE Qtrs.)
1-08-09	BINGHAMTON 91, Vermont 83
2-04-09	Binghamton 85, VERMONT 83
1-24-10	BINGHAMTON 73, Vermont 67
2-28-10	VERMONT 78, Binghamton 69
1-23-11	Vermont 70, BINGHAMTON 52
2-13-11	VERMONT 60, Binghamton 51
3-5-11	Vermont 57, Binghamton 46 (AE Qtrs)
1-12-12	VERMONT 73, Binghamton 53
2-21-12	BINGHAMTON 57, Vermont 53
1-16-13	VERMONT 61, Binghamton 37
2-28-13	Vermont 78, BINGHAMTON 61
1-26-14	VERMONT 72, Binghamton 39
3-2-14	Vermont 92, BINGHAMTON 89 (ot)
1-19-15	VERMONT 64, Binghamton 44
2-18-15	BINGHAMTON 57, Vermont 55
1-21-16	Vermont 61, BINGHAMTON 52
2-17-16	VERMONT 78, Binghamton 64
1-11-17	Vermont 67, BINGHAMTON 50
2-6-17	VERMONT 71, Binghamton 51
1-31-18	Vermont 68, BINGHAMTON 54
2-21-18	VERMONT 75, Binghamton 54
1-19-19	VERMONT 78. Binghamton 50
2-23-19	Vermont 69, BINGHAMTON 63
3-12-19	VERMONT 84, Binghamton 51 (AE Semis)
1-15-20	Vermont 72, BINGHAMTON 53
2-15-20	VERMONT 76, Binghamton 48
1-9-21	Vermont 76, BINGHAMTON 60
1-20-21	Vermont 84, BINGHAMTON 44
2-9-22	VERMONT 82, Binghamton 51
2-23-22	Vermont 66, BINGHAMTON 49

BINGHAMTON VS. NJIT

Binghamton leads series 4-3
(0-2 Home, 4-0 Away, 0-1 Neutral)

1-8-83	NJIT 74, Binghamton 72 (in Fla.)
11-9-18	NJIT 74, BINGHAMTON 54
11-20-19	Binghamton 77, NJIT 75
2-20-21	Binghamton 76, NJIT 63
2-21-21	Binghamton 72, NJIT 58
1-8-22	NJIT 67, BINGHAMTON 56
1-22-22	Binghamton 68, NJIT 57

BINGHAMTON VS. BOSTON UNIV.
Boston leads series 22-6

1-10-02: BOSTON 62, Biunghamton 50
1-26-02: Boston 55, BINGHAMTON 53
1-4-03: BOSTON 70, Binghamton 65 (ot)
2-9-03: Boston 85, BINGHAMTON 82
1-10-04: BOSTON 63, Binghamton 59
2-29-04: Boston 69, BINGHAMTON 53
1-9-05: BOSTON 69, Binghamton 54
2-27-05: BINGHAMTON 65, Boston 48
1-15-06: Binghamton 48, BOSTON 47
2-14-06: BINGHAMTON 74, Boston 51
1-11-07: Boston 61, BINGHAMTON 49
2-8-07: BOSTON 66, Binghamton 54
3-3-07: BOSTON 62, Bing. 58 (AE Qtrs.)
1-6-08: BINGHAMTON 69, Boston 49
2-12-08: BOSTON 79, Binghamton 53
1-17-09: Boston 81, BINGHAMTON 64
2-14-09: Binghamton 60, BOSTON 59
1-14-10: Boston 63, BINGHAMTON 55
2-17-10: BOSTON 93, Binghamton 51
1-26-11: BOSTON 71, Binghamton 66
2-24-11: Boston 53, BINGHAMTON 51
1-8-12: BOSTON 68, Binghamton 49
2-4-12: Boston 68, BINGHAMTON 53
1-12-13: BOSTON 83, Binghamton 59
2-9-13: Boston 79, BINGHAMTON 58
12-2-14 BOSTON 77, Binghamton 65
11-28-15: Boston 75, BINGHAMTON 65
12-7-19: BINGHAMTON 84, Boston 79 (ot)

BINGHAMTON VS. COLUMBIA
Columbia leads series 3-1

1-7-01: COLUMBIA 62, Binghamton 37
11-26-02: BINGHAMTON 70, Columbia 42
1-02-19: Columbia 65, BINGHAMTON 63
11-13-19: COLUMBIA 75, Binghamton 63

BINGHAMTON VS. UCONN
First Meeting

BINGHAMTON VS. CORNELL
Cornell leads series 11-4

12-7-88: CORNELL 96, Binghamton 78
11-24-89: CORNELL 89, Binghamton 50
12-15-90: CORNELL 103, Binghamton 63
11-25-06: BINGHAMTON 57, Cornell 56
11-27-07: CORNELL 73, Binghamton 68
12-18-11: BINGHAMTON 69, Cornell 68
11-14-11: CORNELL 76, Binghamton 61
12-30-12: Cornell 79, BINGHAMTON 77
13-13-13: Binghamton 89, CORNELL 79
11-29-14: Cornell 68, BINGHAMTON 54
11-18-15: CORNELL 76, Binghamton 59
11-11-16: BINGHAMTON 68, Cornell 62
11-13-17: CORNELL 94, Binghamton 84
11-6-18: CORNELL 86, BINGHAMTON 79
11-5-19: CORNELL 84, Binghamton 64

BINGHAMTON VS. HARTWICK
Hartwick leads 36-12 (overall)

Most recent games
11-19-14: BINGHAMTON 82, Hartwick 51
11-26-17: BINGHAMTON 97, Hartwick 65
12-01-18: BINGHAMTON 89, Hartwick 70
12-29-19: BINGHAMTON 98, Hartwick 45

BINGHAMTON VS. ELMIRA
Elmira leads 16-12 (overall)

Last Game
12-30-17: BINGHAMTON 113, Elmira 65

BINGHAMTON VS. MARIST
Series is tied 2-2

12-30-08: BINGHAMTON 73, Marist 71
12-20-09: Binghamton 70, MARIST 52
12-5-20: Marist 68, BINGHAMTON 65 (ot)
12-6-20: MARIST 64, Binghamton 60

BINGHAMTON VS. NIAGARA
Series is tied 1-1

11-18-05: Niagara 71, BINGHAMTON 56
11-16-06: Binghamton 74, NIAGARA 66

BINGHAMTON VS. ONEONTA
Oneonta leads 45-30

Last Game
11-26-19: BINGHAMTON 90, Oneonta 69

BINGHAMTON VS. SACRED HEART
Binghamton leads 4-1

12-9-98: BINGHAMTON 81, Sacred Heart 69
1-20-99: SACRED HEART 86, Bing. 58
12-17-17: Bing. 51, SACRED HEART 48
11-24-18: BINGHAMTON 78, Sacred Heart 73
11-16-19: BINGHAMTON 76, Sacred Heart 72

BINGHAMTON VS. ST. JOSEPH'S
St. Joseph's leads 1-0

12-31-13: ST. JOSEPH'S 71, Binghamton 44

2021-22 Opponent Breakdown
By Conference

AMERICA EAST (9): Albany, Hartford, Maine, New Hampshire, NJIT, Stony Brook, UMass Lowell, UMBC, Vermont

ATLANTIC 10 (1): St. Joseph's

BIG EAST (1): UConn

IVY LEAGUE (2): Columbia, Cornell

MAAC (2): Marist, Niagara

NORTHEAST (1): Sacred Heart

PATRIOT LEAGUE (1): Boston Univ.

DIVISION 3 (3): Elmira, Hartwick, SUNY Oneonta

Conference	Record	Pct.	Teams Faced (number of times in parentheses)
Atlantic 10	3-16	.158	St. Bona. (6), George Wash. (4), Fordham (2), La Salle (2), St. Joseph's (2), Duquesne (1),VCU, George Mason
Atlantic Coast	1-7	.125	Duke, Florida State, Miami, North Carolina, Syracuse, Notre Dame, Boston College, Pitt (2)
Atlantic Sun	2-2	.500	NJIT(3), North Florida (2), Florida Gulf Coast
Big East	1-10	.090	Syracuse (4), Providence (2), Rutgers, Villanova, St. John's, UConn
Big South	2-2	.500	Radford (2), Charleston Southern, VMI
Big Sky	1-2	.333	Idaho State (2), Montana State
Big 10	0-6	.000	Michigan (3), Michigan State (2), Northwestern, Penn State
Big 12	0-4	.000	Iowa State, Kansas, Oklahoma, Missouri
Big West	1-1	.500	Long Beach State, California State-Northridge
Colonial Athletic Association (CAA)	0-7	.000	Hofstra (4), Drexel (2), George Mason
Conference USA	1-4	.250	Marshall (2), Florida International (2), Tulane
Horizon League	0-3	.000	Youngstown State (3), Oakland
Independent	2-2	.500	Chicago State (2), Utah Valley (2)
Ivy League	6-19	.240	Cornell (11), Brown (4), Penn (3), Columbia (4), Dartmouth (2)
Metro Atlantic Athletic (MAAC)	7-16	.304	Manhattan (5), Marist (5), Rider (4), St. Peter's (4), Canisius (2), Niagara (2), Loyola (1)
Mid-American	0-7	.000	Buffalo (3), Akron (2), Kent State, Ohio
Mid-Continent	0-2	.000	Oral Roberts (2)
Mid-Eastern Athletic (MEAC)	3-1	.750	Deleware State(2), Morgan State (2)
Missouri Valley	1-2	.333	Drake, Evansville, Loyola
Northeast (NEC)	20-15	.571	Mt. St. Mary's (6), CCSU, (6), St. Francis (N.Y.) (5),St. Francis (Pa) (2), Quinn. (4), Bryant (2), Monmouth (2), Sacred Heart (6), LIU Brooklyn (6)
Ohio Valley	0-3	.000	Morehead State (2), Austin Peay
Patriot League	10-32	.238	Colgate (17), Army (13), Bucknell (4), Navy (3), Lafayette (2), Loyola (6), Boston Univ. (28)
Southern	0-2	.000	Elon, Western Carolina
Southland	1-3	.250	Texas A&M-Corpus Christi (2), Sam Houston State, Stephen F. Austin
Southwestern Athletic (SWAC)	1-0	1.000	Alcorn State
Sun Belt	1-0	1.000	Denver
Western Athletic Conference (WAC)	0-1	.000	Utah State
West Coast Conference (WCC)	0-4	.000	St. Mary's (2), Loyola Marymount, Pepperdine

BINGHAMTON'S RECORD VS. CURRENT AMERICA EAST OPPONENTS

TEAM	RECORD	HOME	AWAY	NEUTRAL	AE TOURN.	STREAK
Albany	15-26	9-12	6-14	0-0	1-0	Lost 1
Hartford	14-31	8-12	5-18	1-1	1-2	Lost 1
Maine	21-21	13-8	8-12	0-1	1-1	Won 2
New Hampshire	21-24	9-13	11-11	1-0	2-1	Won 1
NJIT	3-1	0-1	3-0	0-0	0-0	Won 1
Stony Brook	20-24	11-11	8-14	1-1	1-3	Won 1
UMBC	19-20	11-7	6-13	2-0	1-0	Won 1
UMass-Lowell	7-11	4-6	3-5	0-0	0-0	Won 2
Vermont	8-40	6-19	2-20	0-1	0-6	Lost 16

NOTE: The records indicate games against teams only since Binghamton joined the America East Conference before the 2001-02 season. Albany and Stony Brook joined the America East Conference the same season as Binghamton. NJIT joined in 2020-21.

BINGHAMTON VS. RANKED DIVISION I SCHOOLS

Feb. 22, 2001 No. 25 PROVIDENCE 119, Binghamton 58
Nov.18, 2001 No. 21 SYRACUSE 103, Binghamton 56
Dec.29, 2003 No. 12 KANSAS 78, Binghamton 46
Dec.13, 2003 No. 19 SYRACUSE 75, Binghamton 54
Dec.11, 2004 No. 4 SYRACUSE 86, Binghamton 56
Nov.23, 2005 No. 5 OKLAHOMA 88, Binghamton 60
Mar. 19, 2009 No. 5 Duke 86, Binghamton 62$
Nov. 11, 2011 No. 21 MISSOURI 88, Binghamton 59
Dec. 12, 2012 No. 3 MICHIGAN 67, Binghamton 39
Dec. 7, 2013: No. 4 SYRACUSE 93, Binghamton 65
Dec. 5, 2015: No. 3 MICHIGAN ST. 76, Binghamton 33
Dec. 30, 2018: No. 2 MICHIGAN 74, Binghamton 52
Nov. 10, 2019: No. 1 MICHIGAN ST. 100, Binghamton 47

$ NCAA tournament first round

OTHER NOTABLE GAMES

Dec. 21, 2000 FLORIDA STATE 79, Binghamton 57
Dec. 16, 2001 NORTH CAROLINA 61, Binghamton 60
Dec. 7, 2002 *IOWA STATE 86, Binghamton 56
Dec. 14, 2002 SYRACUSE 94, Binghamton 58
Dec. 27, 2002 VILLANOVA 68, Binghamton 53
Nov. 15, 2004 %MICHIGAN 59, Binghamton 46
Dec. 20, 2006 Binghamton 79, MIAMI 74
Dec. 6, 2008 Binghamton 66, RUTGERS 56
Dec. 27, 2008 Binghamton 74, TULANE 73
Nov. 17, 2009 PITTSBURGH 71, Binghamton 46
Nov. 14, 2014 NOTRE DAME 82, Binghamton 39
Nov. 17, 2014 PROVIDENCE 66, Binghamton 45
Nov. 14, 2016 ST. JOHN'S 77, Binghamton 61
Dec. 19, 2017 PENN STATE 80, Binghamton 65
Dec. 20, 2019 PITT 79, Binghamton 53

* Cyclone Challenge Championship % Pre-Season NIT Tournament

24
NJIT
5
NJIT
4

LANDERS
#ProtectTh
NEW JERSEY
24
11
20

ALL-TIME STATISTICS

IN THIS SECTION

All-Time Player Statistics 132-147
Year-by-Year Division I
Team Statistics.....148-153
All-Time Player Jerseys 154-157

ALL-TIME PLAYER SEASON TOTALS

Note: Statistics are from available records beginning in 1947.

Abruscato, Mark • F • 6-4 • Merrick • JFK-Bellmore

SEASON	GP-S	MIN	FG-A	FG%	3P-A	FT-A	FT%	REB	PF	A	TO	BLK	STL	PTS	AVG
1978-79	18		25-61	.410		23-43	.535		32					73	4.1
1979-80	23	631	98-198	.494		82-125	.656	129	53	48	55		27	278	12.1
1980-81	17	533	72-152	.473		61-102	.598	68	40	39	45		20	202	11.9
TOTAL	**58**		**195-415**	**.470**		**166-271**	**.613**		**125**					**555**	**9.6**

Ackley, Wayne

SEASON	GP-S	MIN	FG-A	FG%	3P-A	FT-A	FT%	REB	PF	A	TO	BLK	STL	PTS	AVG
1970-71															

Adediran, Alex • F • 6-8 • 220 • Covington, Ga. • Newton • Seward County CC

SEASON	GP-S	MIN	FG-A	FG%	3P-A	FT-A	FT%	REB	PF	A	TO	BLK	STL	PTS	AVG
2003-04	28-4	546	87-166	.524	0-0	51-82	.622	146	65	19	67	20	13	225	8.0
2004-05	28-7	556	86-178	.483	0-0	67-98	.684	126	62	9	52	23	11	239	8.5
TOTAL	**56-11**	**1102**	**173-344**	**.503**	**0-0**	**118-180**	**.656**	**272**	**127**	**28**	**119**	**43**	**24**	**464**	**8.3**

Aemisegeo, Paul • G • 6-0 • 160 • Thornwood • Westlake

SEASON	GP-S	MIN	FG-A	FG%	3P-A	FT-A	FT%	REB	PF	A	TO	BLK	STL	PTS	AVG
1991-92	5-0	10	2-4	.500	0-1	1-2	.500	0	4	0	1	0	1	5	1.0
1992-93	28-0	216	7-23	.304	1-2	20-30	.667	10	27	13	16	0	14	35	1.3
1993-94	30		29-56	.518		41-56	.732	37		39				103	7.2
1994-95	24-18	607	53-143	.371	10-35	57-82	.695	61	67	48	58	5	29	173	3.7
TOTAL	**87**		**91-226**	**.403**		**119-170**	**.700**	**108**		**100**				**316**	**3.3**

Ahearn, Bobby • F• 6-6• 225 • Marshfield, Mass• Marshfield

SEASON	GP-S	MIN	FG-A	FG%	3P-A	FT-A	FT%	REB	PF	A	TO	BLK	STL	PTS	AVG
2014-15	31-18	613	61-117	.521	0-0	23-46	.500	126	88	11	35	9	17	145	4.7
2015-16	29-10	472	55-112	.491	0-0	30-40	.750	102	72	17	30	5	6	140	4.8
2016-17	30-24	733	110-204	.539	21-57	51-64	.797	138	77	21	53	9	9	292	9.7
2017-18	31-9	473	56-126	.444	10-29	22-31	.710	88	78	14	32	7	6	144	4.6
TOTAL	**121-61**	**2291**	**282-559**	**.504**	**31-86**	**126-181**	**.696**	**454**	**315**	**63**	**150**	**30**	**38**	**721**	**6.0**

Ahroon, William

SEASON	GP-S	MIN	FG-A	FG%	3P-A	FT-A	FT%	REB	PF	A	TO	BLK	STL	PTS	AVG
1966-67															

Akuwovo, Ogheneyole • C • 6-9 • 230 • Delta State, Nigeria • Ranny (NJ)

SEASON	GP-S	MIN	FG-A	FG%	3P-A	FT-A	FT%	REB	PF	A	TO	BLK	STL	PTS	AVG
2020-21	12-4	148	20-27	.741	0-1	7-18	.389	34	15	0	21	2	6	47	3.9
2021-22	27-17	404:06	59-101	.584	0-0	23-46	.500	103	51	8	30	24	8	141	5.2
TOTAL	39-21	552:06	79-128	.617	0-1	30-64	.469	137	66	8	51	26	14	188	4.8

Alvin, Malik • G • 6-0 • 175 • Philadelphia, PA • Chipola College, Fla.

SEASON	GP-S	MIN	FG-A	FG%	3P-A	FT-A	FT%	REB	PF	A	TO	BLK	STL	PTS	AVG
2008-09	27-21	809	92-236	.390	17-62	109-133	.820	81	68	99	83	9	34	310	11.5

Anderson, Alton

SEASON	GP-S	MIN	FG-A	FG%	3P-A	FT-A	FT%	REB	PF	A	TO	BLK	STL	PTS	AVG
1977-78	**22**		**70-166**	**.422**		**25-34**	**.735**							**165**	**7.5**
1978-79	3		14-28	.500		9-15	.600		7					37	12.3

Andreatta, Steven • F • 6-6 • 210 • Syracuse • Jamesville-Dewitt

SEASON	GP-S	MIN	FG-A	FG%	3P-A	FT-A	FT%	REB	PF	A	TO	BLK	STL	PTS	AVG
1984-85	22		28-67	.418		12-21	.571	49	32					68	3.1

Anyichie, Calistus • F • 6-9 • 200 • Short Hills, N.J. • St. Mary of Assumption

SEASON	GP-S	MIN	FG-A	FG%	3P-A	FT-A	FT%	REB	PF	A	TO	BLK	STL	PTS	AVG
2018-19	32-0	292	22-39	.564	0-0	16-25	.640	68	50	7	17	21	11	60	1.9

Amos, Kellen • G • 6-6 • Houston,TX • St. John's XXIII Prep

SEASON	GP-S	MIN	FG-A	FG%	3P-A	FT-A	FT%	REB	PF	A	TO	BLK	STL	PTS	AVG
2020-21	9-1	69	5-24	.208	2-14	3-4	.750	12	4	3	9	2	1	15	1.7
2021-22	23-1	318:47	55-129	.426	22-66	21-36	.583	55	21	23	32	12	9	153	6.7
TOTAL	**32-2**	**387:47**	**60-153**	**.392**	**24-80**	**24-40**	**.600**	**67**	**25**	**26**	**41**	**14**	**10**	**168**	**5.3**

Appenzeller, Bob • G • 6-1 • Valley Stream • Valley Stream South

SEASON	GP-S	MIN	FG-A	FG%	3P-A	FT-A	FT%	REB	PF	A	TO	BLK	STL	PTS	AVG
1979-80	24	492	12-35	.343		16-29	.551	30	61	76	60	0	20	40	2.2
1980-81	21		11-41	.268		13-22	.590		31					35	1.8
TOTAL	**44**		**22-74**	**.297**		**29-42**	**.690**		**92**					**73**	**1.7**

Armstrong, Francois • F/G • 6-3 • 173 • Pearl River

SEASON	GP-S	MIN	FG-A	FG%	3P-A	FT-A	FT%	REB	PF	A	TO	BLK	STL	PTS	AVG
1973-74	5		2-4	.500		0-2	.000		5					4	0.8

Asenjo, Erick • G • 5-11 • 155 • New York • A. Philip Randolph JC of Albany

SEASON	GP-S	MIN	FG-A	FG%	3P-A	FT-A	FT%	REB	PF	A	TO	BLK	STL	PTS	AVG
1994-95	3-0	19	1-2	.500	0-0	0-0	.000	4	4	4	6	0	2	2	0.7

Ash, Tom • F • 6-2 • 175 • Owego

SEASON	GP-S	MIN	FG-A	FG%	3P-A	FT-A	FT%	REB	PF	A	TO	BLK	STL	PTS	AVG
1957-58	5		27-67	.403		24-40	.600	48	17					78	15.6

Atherton, Kurt • F • 6-3 • Endicott • Union Endicott

SEASON	GP-S	MIN	FG-A	FG%	3P-A	FT-A	FT%	REB	PF	A	TO	BLK	STL	PTS	AVG
1977-78	19		34-77	..441		19-26	.731		20					87	4.6
1978-79	22		144-273	.527		54-68	.794		61					342	15.5
TOTAL	**40**		**176-344**	**.512**		**73-94**	**.777**		**81**					**425**	**10.6**

Athuai, Ador • C • 6-11 • 190 • Twic, South Sudan

SEASON	GP-S	MIN	FG-A	FG%	3P-A	FT-A	FT%	REB	PF	A	TO	BLK	STL	PTS	AVG
2019-20	14-0	58	3-8	.375	0-0	8-12	.667	16	4	1	6	4	0	14	1.0
2020-21	10-1	47	5-6	.833	0-0	4-6	.750	12	11	0	3	1	0	14	1.4
2021-22	5-0	10:45	0-0	.000	0-0	0-0	.000	1	1	0	0	0	0	0	0.0
TOTAL	**29-1**	**115:45**	**8-14**	.571	0-0	12-18	.667	29	16	1	9	5	0	28	0.9

Atkin, Bill

SEASON	GP-S	MIN	FG-A	FG%	3P-A	FT-A	FT%	REB	PF	A	TO	BLK	STL	PTS	AVG
1967-68	1		0-1	.000		0-0	.000	0	2					0	0

Baietti, Glen • F • 6-4 • 195 • Hartsdale • Pelham

SEASON	GP-S	MIN	FG-A	FG%	3P-A	FT-A	FT%	REB	PF	A	TO	BLK	STL	PTS	AVG
1994-95	9-0	11	1-6	.167	0-0	0-2	.000	7	0	2	3	1	0	2	0.2

Baker, Charles • G • 6-1 • 195 • Missouri City, Tx. • Westbury Christian Eastern Wyoming JC

SEASON	GP-S	MIN	FG-A	FG%	3P-A	FT-A	FT%	REB	PF	A	TO	BLK	STL	PTS	AVG
2001-02	18-17	476	35-77	.455	14-37	16-20	.800	39	44	30	26	4	9	100	5.6
2002-03	27-27	840	59-150	.393	32-92	9-16	.563	67	66	50	40	6	20	159	5.9
TOTAL	**45-44**	**1316**	**94-227**	**.414**	**46-129**	**25-36**	**.694**	**106**	**110**	**80**	**66**	**10**	**29**	**259**	**5.8**

Baker, Ronald • F • 6-3 • 175 • Union

SEASON	GP-S	MIN	FG-A	FG%	3P-A	FT-A	FT%	REB	PF	A	TO	BLK	STL	PTS	AVG
1948-49															
1949-50															
1950-51			2			1								5	

Baker, Stephen • F • 6-2 • 185 • Binghamton

SEASON	GP-S	MIN	FG-A	FG%	3P-A	FT-A	FT%	REB	PF	A	TO	BLK	STL	PTS	AVG
1957-58	11		30-91	.330		14-44	.318	58	29					74	6.7
1958-59	15		31-98	.316		21-42	.500		33					81	5.4
1959-60															

Ballerini, Chris • G • 5-11 • 155 • Mahopac • Mahopac

SEASON	GP-S	MIN	FG-A	FG%	3P-A	FT-A	FT%	REB	PF	A	TO	BLK	STL	PTS	AVG
1995-96	17-1	240	18-35	.514	1-3	11-14	.786	19	17	42	25	0	11	48	2.8
1996-97	25-25	920	34-109	.312	4-13	17-28	.607	70	53	172	68	0	71	89	3.6
1997-98	27-27	871	29-83	.349	3-7	30-42	.714	65	50	217	88	2	56	91	3.4
1998-99	27-22	605	21-63	.333	3-16	14-17	.824	36	43	127	57	1	35	59	2.2
TOTAL	**96-75**	**2636**	**102-290**	**.352**	**11-39**	**72-101**	**.713**	**190**	**163**	**558**	**238**	**3**	**173**	**287**	**3.0**

Barnard, Chancellor • F • 6-4• 200 • Columbia, MD • Glenelg Country Day

SEASON	GP-S	MIN	FG-A	FG%	3P-A	FT-A	FT%	REB	PF	A	TO	BLK	STL	PTS	AVG
2018-19	33-33	1003	103-158	.652	1-1	35-75	.467	212	95	24	45	48	19	242	7.3

Barrow, Will

SEASON	GP-S	MIN	FG-A	FG%	3P-A	FT-A	FT%	REB	PF	A	TO	BLK	STL	PTS	AVG
1987-88	26		123-257	.479		43-79	.544	220	90	29	76			299	11.5
1988-89															
1989-90	22		43-			21-33	.636							37	1.7

Bassin, Marc

SEASON	GP-S	MIN	FG-A	FG%	3P-A	FT-A	FT%	REB	PF	A	TO	BLK	STL	PTS	AVG
1964-65															

Beamer, Bryce• F • 6-6 • 225 • Odessa,FL. • Sickles/College of Central FL

SEASON	GP-S	MIN	FG-A	FG%	3P-A	FT-A	FT%	REB	PF	A	TO	BLK	STL	PTS	AVG
2020-21	18-9	365	46-122	.377	23-77	19-23	.826	74	45	6	22	3	10	134	7.4
2021-22	20-0	163:51	29-70	.414	14-41	9-10	.900	26	23	3	3	1	8	81	4.1
TOTAL	**38-9**	**528:51**	**75-192**	**.391**	**37-118**	**28-33**	**.848**	**100**	**68**	**9**	**25**	**4**	**18**	**215**	**5.7**

Beck II, Marlon • G • 5-11 • 174 • Bowie, Md. • Maret School

SEASON	GP-S	MIN	FG-A	FG%	3P-A	FT-A	FT%	REB	PF	A	TO	BLK	STL	PTS	AVG
2013-14	29-20	951	86-262	.328	41-149	55-90	.611	62	58	83	62	0	33	268	9.2
2014-15	32-20	968	83-225	.369	50-140	47-68	.691	83	56	84	56	2	33	263	8.2
2015-16	30-28	984	92-263	.350	73-204	38-56	.679	81	66	62	44	1	36	295	9.8
2016-17	32-16	680	70-196	.357	44-147	24-37	.649	54	39	47	25	1	39	208	6.5
TOTAL	**123-84**	**3583**	**331-946**	**.351**	**208-640**	**164-251**	**.653**	**280**	**219**	**276**	**187**	**4**	**141**	**1034**	**8.4**

Bernstein, Martz

SEASON	GP-S	MIN	FG-A	FG%	3P-A	FT-A	FT%	REB	PF	A	TO	BLK	STL	PTS	AVG
1979-80	6		6-14	.429		6-9	.667							18	3

Bertram, Tyler • G • 6-3 • 185 • Cooperstown, N.Y. • Cooperstown

SEASON	GP-S	MIN	FG-A	FG%	3P-A	FT-A	FT%	REB	PF	A	TO	BLK	STL	PTS	AVG
2020-21	18-13	502	66-178	.371	40-115	22-25	.880	41	22	37	29	1	15	194	10.8
2021-22	29-18	737:30	87-229	.380	59-151	28-35	.800	53	37	34	35	0	13	261	9.0
TOTAL	**37-31**	**1239:30**	**153-407**	**.376**	**99-266**	**50-60**	**.833**	**94**	**59**	**71**	**64**	**1**	**28**	**455**	**12.3**

Billings, Nick • C • 7-0 • 220 • Kodiak, Alaska • Kodiak

SEASON	GP-S	MIN	FG-A	FG%	3P-A	FT-A	FT%	REB	PF	A	TO	BLK	STL	PTS	AVG
2001-02	21-1	367	44-91	.484	0-0	21-34	.618	102	60	7	45	80	9	109	5.2
2002-03	27-26	631	109-198	.551	0-1	26-49	.531	180	90	16	55	117	22	244	9.0
2003-04	30-30	815	142-296	.480	0-1	90-157	.573	206	79	17	90	105	22	374	12.6
2004-05	29-14	402	60-130	.462	1-3	20-48	.417	110	68	7	40	34	5	141	4.9
TOTAL	**107-712**	**215**	**355-715**	**.497**	**1-5**	**157-288**	**.545**	**598**	**297**	**47**	**230**	**336**	**58**	**868**	**8.1**

Bilos, Michael

SEASON	GP-S	MIN	FG-A	FG%	3P-A	FT-A	FT%	REB	PF	A	TO	BLK	STL	PTS	AVG
1946-47															

Bilos, Peter

SEASON	GP-S	MIN	FG-A	FG%	3P-A	FT-A	FT%	REB	PF	A	TO	BLK	STL	PTS	AVG
1947-48															
1948-49															
1949-50															

Birch, Michael • G • 6-2 • 210 • Bronx. • Alfred E. Smith

SEASON	GP-S	MIN	FG-A	FG%	3P-A	FT-A	FT%	REB	PF	A	TO	BLK	STL	PTS	AVG
1987-88	26		37-74	.500	0	35-59	.593		70					109	4.2
1988-89															
1989-90	19		11-19	.579		6-21	.286	3	22					28	1.5

Bizousky, Franklin

SEASON	GP-S	MIN	FG-A	FG%	3P-A	FT-A	FT%	REB	PF	A	TO	BLK	STL	PTS	AVG
1949-50															

Blank, Daryl • F • 6-4 • 200 • Bronx • Bronx Science

SEASON	GP-S	MIN	FG-A	FG%	3P-A	FT-A	FT%	REB	PF	A	TO	BLK	STL	PTS	AVG
1990-91	19	239	25-52	.480	4-6	7-11	.636	59	33	19	20	8	6	52	2.7

Blandford, Lance

SEASON	GP-S	MIN	FG-A	FG%	3P-A	FT-A	FT%	REB	PF	A	TO	BLK	STL	PTS	AVG
1988-89	25		93-212	.439	16-34	31-44	.705	55	57					263	10.5

Bornstein, Alfred

SEASON	GP-S	MIN	FG-A	FG%	3P-A	FT-A	FT%	REB	PF	A	TO	BLK	STL	PTS	AVG
1946-47															
1947-48															

Bowers, Monroe

SEASON	GP-S	MIN	FG-A	FG%	3P-A	FT-A	FT%	REB	PF	A	TO	BLK	STL	PTS	AVG
1972-73															

Brann, Ken • F • 6-5 • 186 • Phoenix, Ariz. • Phoenix

SEASON	GP-S	MIN	FG-A	FG%	3P-A	FT-A	FT%	REB	PF	A	TO	BLK	STL	PTS	AVG
1973-74	20		47103	.456		18-33	.545	7	23					112	5.6
1974-75	19	256	19-40	.475		20-28	.714	88	24	25	19			58	3.1
1975-76	23		63-118	.533		18-34	.529		38					144	6.3
TOTAL	**62**		**127-249**	**.510**		**56-95**	**.589**		**84**					**310**	**5.0**

Brazier, Michael

SEASON	GP-S	MIN	FG-A	FG%	3P-A	FT-A	FT%	REB	PF	A	TO	BLK	STL	PTS	AVG
1961-62															

Brody, Jim

SEASON	GP-S	MIN	FG-A	FG%	3P-A	FT-A	FT%	REB	PF	A	TO	BLK	STL	PTS	AVG
1971-72															
1972-73															

Brodsky, Alex • G • 6-5 • 200 • Woodcliff Lake, NJ •Stevens Inst. Tech

SEASON	GP-S	MIN	FG-A	FG%	3P-A	FT-A	FT%	REB	PF	A	TO	BLK	STL	PTS	AVG
2020-21	**2-0**	**4**	**0-1**	**.000**	**0-0**	**0-0**	**.000**	**1**	**1**	**1**	**0**	**0**	**0**	**0**	**0.0**
2021-22	**6-0**	**11:17**	**0-5**	**.000**	**0-2**	**1-2**	**.500**	**1**	**0**	**0**	**0**	**0**	**0**	**1**	**0.2**
TOTAL	**8-0**	**15:17**	**0-6**	**.000**	**0-2**	**1-2**	**.500**	**2**	**1**	**1**	**0**	**0**	**0**	**1**	**0.1**

Brogan, Robert

SEASON	GP-S	MIN	FG-A	FG%	3P-A	FT-A	FT%	REB	PF	A	TO	BLK	STL	PTS	AVG
1963-64															
1964-65															

Brookoff, Bruce

SEASON	GP-S	MIN	FG-A	FG%	3P-A	FT-A	FT%	REB	PF	A	TO	BLK	STL	PTS	AVG
1965-66	6		2-6	.333		0-0			1					4	0.7
1966-67															

Brown, Byron • G • 5-9 • 160 • Buffalo, NY • City Honors/Erie CC

SEASON	GP-S	MIN	FG-A	FG%	3P-A	FT-A	FT%	REB	PF	A	TO	BLK	STL	PTS	AVG
2011-12	8-0	44	3-10	.300	0-5	2-4	.500	4	3	3	2	0	0	8	1.0

Brown, Jevon • G/F • 6-5 • 200 • Toronto, Ontario.•Southwest Christian Academy

SEASON	GP-S	MIN	FG-A	FG%	3P-A	FT-A	FT%	REB	PF	A	TO	BLK	STL	PTS	AVG
2019-20	21-0	164	20-49	.408	7-18	11-21	.524	27	23	5	7	3	8	58	2.8

Brown, K.J • G • 6-1 • 180 • Sicklerville, N.J.•Living Faith Christian Academy

SEASON	GP-S	MIN	FG-A	FG%	3P-A	FT-A	FT%	REB	PF	A	TO	BLK	STL	PTS	AVG
2010-11	12-0	83	10-27	.370	8-17	4-8	.500	5	13	6	13	0	3	32	2.7
2011-12	10-0	70	1-13	.077	1-6	1-4	.250	4	9	4	5	0	0	4	0.4
2012-13	9-0	185	11-36	.306	4-19	20-30	.667	15	18	8	11	0	10	46	5.1
TOTAL	**31-0**	**338**	**22-76**	**.289**	**13-42**	**25-42**	**.595**	**24**	**40**	**18**	**29**	**0**	**13**	**82**	**2.6**

Brown, Matt • G • 6-2 • 180 • Narbeth, Pa. • Archbishop Carroll

SEASON	GP-S	MIN	FG-A	FG%	3P-A	FT-A	FT%	REB	PF	A	TO	BLK	STL	PTS	AVG
1989-90	**13**		**20-56**	**.357**		**12-21**	**.571**							**56**	**4.3**
1990-91	25		81-220	.368	19-67	49-68	.721	67		66				230	9.2
1991-92	22-0	140	14-40	.350	3-10	12-20	.600	7	14	20	14	2	6	43	2.0
TOTAL	**47**		**95-260**	**.365**	**22-77**	**61-88**	**.693**	**74**		**86**				**273**	**5.8**

Brown, Jack • F • 5-8 • 150 • Binghamton

SEASON	GP-S	MIN	FG-A	FG%	3P-A	FT-A	FT%	REB	PF	A	TO	BLK	STL	PTS	AVG
1950-51			1			2								4	
1951-52			5			13								23	
TOTAL			**6**			**15**								**47**	

Brown, Roland • F • 6-8 • 240 • Queens, N.Y. • Christ The King

SEASON	GP-S	MIN	FG-A	FG%	3P-A	FT-A	FT%	REB	PF	A	TO	BLK	STL	PTS	AVG
2012-13	29-15	528	61-157	.389	0-1	39-68	.574	123	76	10	47	16	13	161	5.6
2013-14	29-15	453	61-117	.521	0-0	31-41	.756	81	64	11	37	12	8	153	5.3
TOTAL	**58-30**	**981**	**122-274**	**.445**	**0-1**	**70-109**	**.642**	**204**	**140**	**21**	**84**	**28**	**21**	**314**	**5.4**

Bruce, Thomas • F • 6-9 • 225 • Washington, DC • DeMatha Catholic

SEASON	GP-S	MIN	FG-A	FG%	3P-A	FT-A	FT%	REB	PF	A	TO	BLK	STL	PTS	AVG
2015-16	26-19	715	68-126	.540	0-0	40-84	.476	129	54	22	38	26	12	176	6.8
2016-17	30-23	780	76-170	.447	0-2	57-91	.626	150	80	35	44	30	14	209	7.0
2017-18	29-28	903	132-221	.597	0-1	59-109	.541	265	79	37	51	61	17	323	11.1
2020-21	**9-4**	**208**	**33-61**	**.541**	**0-2**	**14-32**	**.438**	**52**	**29**	**9**	**18**	**17**	**6**	**80**	**8.9**
Total	**94-74**	**2606**	**309-578**	**.531**	**0-0**	**170-316**	**.520**	**596**	**242**	**103**	**151**	**134**	**49**	**788**	**8.5**

Buchanan, Chester

SEASON	GP-S	MIN	FG-A	FG%	3P-A	FT-A	FT%	REB	PF	A	TO	BLK	STL	PTS	AVG
1948-49															

Buford, Daryll • F • 6-4 • 220 • Bronx, NY • JFK Bronx

SEASON	GP-S	MIN	FG-A	FG%	3P-A	FT-A	FT%	REB	PF	A	TO	BLK	STL	PTS	AVG
1979-80	19	99	11-17	.647		6-9	.667	27	11	3	9		3	28	1.4
1980-81	12		12-19	.631		2-3	.667		9					26	2.2
1981-82	13		12-35	.343		6-11	.545							30	2.3
TOTAL	**45**		**35-69**	**.507**		**14-23**	**.609**							**84**	**1.9**

Burdick, Walt • C • 6-1 • 168 • Endicott

SEASON	GP-S	MIN	FG-A	FG%	3P-A	FT-A	FT%	REB	PF	A	TO	BLK	STL	PTS	AVG
1950-51			1			5								7	
1951-52			3			8								14	
TOTAL			**4**			**13**								**21**	

Burtch, Milton • F • 5-9 • 165 • Black River

SEASON	GP-S	MIN	FG-A	FG%	3P-A	FT-A	FT%	REB	PF	A	TO	BLK	STL	PTS	AVG
1954-55	2		0-1	.000		0-0	.000							0	0.0
1955-56	15		6			6								18	1.2
TOTAL	**17**		**6**			**6**								**18**	**1.1**

Burton, Pete • F • 6-4 • 200 • Norwich • Norwich

SEASON	GP-S	MIN	FG-A	FG%	3P-A	FT-A	FT%	REB	PF	A	TO	BLK	STL	PTS	AVG
1994-95	21-0	306	31-81	.383	13-41	19-27	.704	51	13	13	13	1	6	94	4.5
1995-96	20-2	202	12-48	.250	4-28	9-11	.818	35	7	4	9	3	3	37	1.9
1996-97	16-0	118	14-32	.438	12-27	0-1	.000	11	3	3	6	1	2	40	2.5
TOTAL	**57-2**	**626**	**57-161**	**.354**	**29-96**	**28-39**	**.718**	**97**	**23**	**20**	**28**	**5**	**11**	**171**	**3.0**

Byrne, Frank • G • 6-1 • 165 • Binghamton

SEASON	GP-S	MIN	FG-A	FG%	3P-A	FT-A	FT%	REB	PF	A	TO	BLK	STL	PTS	AVG
1952-53			54			49								157	
1953-54															
1954-55	18		62-219	.283		61-91	.670							185	10.3

Caldwell Jr, Richard • G • 6-4 • 190 • Philadelphia, PA • Mt. Pleasant

SEASON	GP-S	MIN	FG-A	FG%	3P-A	FT-A	FT%	REB	PF	A	TO	BLK	STL	PTS	AVG
2018-19	32-9	505	43-141	.305	21-82	28-46	.609	69	55	9	25	12	11	135	4.2
2019-20	29-14	707	74-183	.404	33-101	49-70	.700	104	59	28	33	6	14	230	7.9
TOTAL	**61-23**	**1212**	**117-324**	**.361**	**54-183**	**77-116**	**.664**	**173**	**114**	**37**	**58**	**18**	**25**	**365**	**6.0**

Callahan, Walter

SEASON	GP-S	MIN	FG-A	FG%	3P-A	FT-A	FT%	REB	PF	A	TO	BLK	STL	PTS	AVG
1969-70	10		3-11	.273		0-6	.000	17	13					6	0.6

Camara, Moussa • F • 6-5 • 185 • Paris, France • Stoneridge, Calif.

SEASON	GP-S	MIN	FG-A	FG%	3P-A	FT-A	FT%	REB	PF	A	TO	BLK	STL	PTS	AVG
2007-08	23-8	250	21-67	.313	13-52	0-5	.000	25	29	6	14	4	3	55	2.4
2008-09	23-8	314	23-58	.397	15-41	17-23	.739	23	29	5	15	1	8	78	3.4
2009-10	31-21	955	106-276	.384	48-146	73-99	.737	89	54	21	48	2	23	333	10.7
2010-11	31-18	930	111-306	.363	73-189	53-66	.803	76	46	28	38	4	12	348	11.2
TOTAL	**108-55**	**2,449**	**261-707**	**.369**	**149-428**	**143-193**	**.741**	**213**	**158**	**60**	**115**	**11**	**46**	**814**	**6.9**

Campbell, Garth • F • 6-5 • 190 • Miramar, Fla. • St. Thomas Aquinas

SEASON	GP-S	MIN	FG-A	FG%	3P-A	FT-A	FT%	REB	PF	A	TO	BLK	STL	PTS	AVG
2000-01	22-0	243	37-71	.521	7-20	11-23	.478	52	27	15	15	4	3	92	4.2

Carter, Brandon • G • 6-3 • 200 • McPherson, Kan. • McPherson Seward County CC

SEASON	GP-S	MIN	FG-A	FG%	3P-A	FT-A	FT%	REB	PF	A	TO	BLK	STL	PTS	AVG
2002-03	27-21	637	69-143	.483	22-59	27-36	.750	95	55	40	30	8	21	187	7.0
2003-04	30-30	1039	103-252	.409	46-124	77-97	.794	106	102	49	48	8	49	329	11.0
TOTAL	**57-51**	**1676**	**172-395**	**.435**	**68-183**	**104-133**	**.782**	**201**	**157**	**89**	**78**	**16**	**70**	**516**	**9.1**

Casseus, Joel • F • 6-3 • 205 • Montreal, Quebec • Dunton Dawson College

SEASON	GP-S	MIN	FG-A	FG%	3P-A	FT-A	FT%	REB	PF	A	TO	BLK	STL	PTS	AVG
2002-03	19-1	170	11-72	.153	2-13	5-16	.313	20	20	13	17	1	5	29	1.5
2003-04	30-0	380	27-86	.314	6-30	9-21	.429	61	30	20	35	2	15	69	2.3
2004-05	24-5	247	15-50	.300	3-14	5-16	.313	35	29	15	17	1	9	38	1.6
TOTAL	**73-6**	**797**	**53-208**	**.255**	**11-57**	**19-53**	**.358**	**116**	**79**	**48**	**69**	**4**	**29**	**136**	**1.9**

Cavari, John • G • 5-11 • 165 • Pearl River, NY • Pearl River

SEASON	GP-S	MIN	FG-A	FG%	3P-A	FT-A	FT%	REB	PF	A	TO	BLK	STL	PTS	AVG
1982-83	4		4-7	.571		2-4	.500		0					10	2.5
1983-84															
1984-85	23		36-92	.391		28-38	.737	19	20					103	4.5
1985-86	26		55-132	.416		35-50	.700		15					155	5.9

Cerasaro, Anthony • G • 5-10 • 165 • Endicott

SEASON	GP-S	MIN	FG-A	FG%	3P-A	FT-A	FT%	REB	PF	A	TO	BLK	STL	PTS	AVG
1958-59	8		10-47	.213		27-56	.482		25					47	5.9

Chandler, Chris • G • 6-4 • 195 • Wyandanch • North Babylon

SEASON	GP-S	MIN	FG-A	FG%	3P-A	FT-A	FT%	REB	PF	A	TO	BLK	STL	PTS	AVG
1993-94	18		21-35	.600		8-15	.533	21		1				50	2.8
1994-95	11-0	80	11-19	.579	0-0	8-10	.800	11	8	3	4	1	1	30	2.7
TOTAL	**29**		**32-54**	**.593**		**16-25**	**.640**	**23**		**4**				**80**	**2.8**

Cherrone, Demetrious • G • 5-9 • 160 • Binghamton

SEASON	GP-S	MIN	FG-A	FG%	3P-A	FT-A	FT%	REB	PF	A	TO	BLK	STL	PTS	AVG
1958-59	3		0-1	.000		0-2	.000		1					0	0.0

Chiacchierini, Dick

SEASON	GP-S	MIN	FG-A	FG%	3P-A	FT-A	FT%	REB	PF	A	TO	BLK	STL	PTS	AVG
1961-62															

Clarisse, Peter

SEASON	GP-S	MIN	FG-A	FG%	3P-A	FT-A	FT%	REB	PF	A	TO	BLK	STL	PTS	AVG
1958-59															
1959-60															

Clarisse, Thomas • F • 6-3 • 175 • Centerport

SEASON	GP-S	MIN	FG-A	FG%	3P-A	FT-A	FT%	REB	PF	A	TO	BLK	STL	PTS	AVG
1958-59	11		4-10	.400		15-23	.652		8					23	2.1

Clark, Stanford

SEASON	GP-S	MIN	FG-A	FG%	3P-A	FT-A	FT%	REB	PF	A	TO	BLK	STL	PTS	AVG
1965-66	5		1-4	.250		0-0			0					2	0.4
1966-67															

Clause, Stephen

SEASON	GP-S	MIN	FG-A	FG%	3P-A	FT-A	FT%	REB	PF	A	TO	BLK	STL	PTS	AVG
1946-47															

Crist, Hunter • G • 6-3 • 190 • Cicero,Ind./Don Bosco Prep •Wisconsin-GB

SEASON	GP-S	MIN	FG-A	FG%	3P-A	FT-A	FT%	REB	PF	A	TO	BLK	STL	PTS	AVG
2020-21	13-1	104	6-18	15-39	4-10	10-10	.579	18	13	8	13	0	3	26	2.0

Cohen, Jason • G • 6-3 • 165 • Manalapan, N.J. • Manalapan

SEASON	GP-S	MIN	FG-A	FG%	3P-A	FT-A	FT%	REB	PF	A	TO	BLK	STL	PTS	AVG
1990-91	18		15-30	.500	3-5	14-20	.700	31		10				47	2.6

Cohen, Robert • G • 5-10 • 147 • Valley Cottage • Far Rockaway

SEASON	GP-S	MIN	FG-A	FG%	3P-A	FT-A	FT%	REB	PF	A	TO	BLK	STL	PTS	AVG
1972-73															
1973-74															
1974-75	12	74	3-10	.300		1-8	.125	13	15	13	13			7	0.6

Coleman, Tom • F • 6-3 • 175 • White Plains, NY • Valhalla

SEASON	GP-S	MIN	FG-A	FG%	3P-A	FT-A	FT%	REB	PF	A	TO	BLK	STL	PTS	AVG
1982-83	22		76-130	.585		33-54	.611	17	45					185	8.4
1983-84	18		14-31	.452		18-29	.621	14	31					55	3.1
1984-85	20		25-49	.510		21-39	.538	39	37					71	3.7
1985-86	27		66-118	.559		27-46	.587	45						159	5.9
TOTAL	**83**		**180-329**	**.547**		**93-162**	**.574**	**115**						**455**	**5.5**

Collins, Jim

SEASON	GP-S	MIN	FG-A	FG%	3P-A	FT-A	FT%	REB	PF	A	TO	BLK	STL	PTS	AVG
1952-53			17			17								51	

Combs, Walt • F • 6-2 • 170 • Binghamton, NY • Binghamton

SEASON	GP-S	MIN	FG-A	FG%	3P-A	FT-A	FT%	REB	PF	A	TO	BLK	STL	PTS	AVG
1952-53			16			18								50	

Comeno, Joe • G • 5-10 • 167 • Endicott, NY • Seton Catholic

SEASON	GP-S	MIN	FG-A	FG%	3P-A	FT-A	FT%	REB	PF	A	TO	BLK	STL	PTS	AVG
1972-73															
1973-74	16		14-55	.255		4-10	.400		14					32	2.0
1974-75	19	211	17-57	.298		10-14	.714		14	24	22	24		44	2.3

Costley, Ray • G • 5-8 • 165 • West New York, N.J.

SEASON	GP-S	MIN	FG-A	FG%	3P-A	FT-A	FT%	REB	PF	A	TO	BLK	STL	PTS	AVG
1955-56	16		14			13								41	2.6
1956-57	5		3-9	.333		0-3	.000	7	10					6	1.2
TOTAL	**21**		**17**			**13**								**47**	**2.2**

Coval, Barry • G • 6-2 • 180 • Bayside, NY • Bayside

SEASON	GP-S	MIN	FG-A	FG%	3P-A	FT-A	FT%	REB	PF	A	TO	BLK	STL	PTS	AVG
1985-86	5		4-9	.444		7-12	.583		1					15	3.0

Cunningham, Mike • C/F • 6-5 • 200 • Binghamton, NY • Binghamton No.

SEASON	GP-S	MIN	FG-A	FG%	3P-A	FT-A	FT%	REB	PF	A	TO	BLK	STL	PTS	AVG
1971-72															
1972-73															
1973-74	21		50-132	.378		10-17	.588	6	48					110	5.2
1974-75	23	593	84-184	.457		27-37	.730	200	55	40	63			195	8.5

D'Aristotle, Anthony • G • 5-10 • 145 • Binghamton

SEASON	GP-S	MIN	FG-A	FG%	3P-A	FT-A	FT%	REB	PF	A	TO	BLK	STL	PTS	AVG
1959-60															
1960-61															

Dalley, Mike • G • 6-0 • 165 • New City • Ramapo

SEASON	GP-S	MIN	FG-A	FG%	3P-A	FT-A	FT%	REB	PF	A	TO	BLK	STL	PTS	AVG
1996-97	18-0	86	1-8	.125	0-2	5-14	.357	8	15	14	16	0	6	7	0.4
1997-98	11-0	26	2-3	.667	1-1	1-5	.200	2	2	4	4	1	2	6	0.5
TOTAL	**29-0**	**112**	**3-11**	**.273**	**1-3**	**6-19**	**.316**	**10**	**17**	**18**	**20**	**1**	**8**	**13**	**0.4**

Dancy, Ernest • G • 6-0 • 175 • Brooklyn • Brooklyn Tech

SEASON	GP-S	MIN	FG-A	FG%	3P-A	FT-A	FT%	REB	PF	A	TO	BLK	STL	PTS	AVG
1999-00	18-0	109	20-34	.588	0-2	9-12	.750	10	8	17	23	2	5	49	2.7

Davis, Everson • G • 6-3 • 195 • St. Kitts, NJ • Peddie School

SEASON	GP-S	MIN	FG-A	FG%	3P-A	FT-A	FT%	REB	PF	A	TO	BLK	STL	PTS	AVG
2015-16	30-29	862	95-271	.351	10-59	81-112	.723	125	85	75	92	8	23	281	9.4
2016-17	32-17	541	58-155	.375	7-28	55-76	.724	80	48	36	30	4	13	178	5.6
2017-18	31-26	736	76-165	.461	16-34	65-88	.739	113	58	67	39	3	26	233	7.5
2018-19	33-19	714	58-153	.379	11-37	26-43	.605	87	40	36	28	2	26	153	4.6
TOTAL	**126-91**	**2853**	**287-744**	**.386**	**44-158**	**227-319**	**.712**	**405**	**231**	**214**	**189**	**17**	**88**	**845**	**6.7**

Davis, Jim • F • 6-3 • 165 • Hewlett • Hewlett

SEASON	GP-S	MIN	FG-A	FG%	3P-A	FT-A	FT%	REB	PF	A	TO	BLK	STL	PTS	AVG
1958-59	15		89-199	.447		39-64	.609		50					217	14.5
1959-60	12		73-168	.435		47-63	.746	68	54					193	15.2
1960-61														388	22.9
1961-62														294	17.9
TOTAL														**1092**	**17.6**

Davis, Sheldon

SEASON	GP-S	MIN	FG-A	FG%	3P-A	FT-A	FT%	REB	PF	A	TO	BLK	STL	PTS	AVG
1946-47															
1947-48															

Davis, Steve

SEASON	GP-S	MIN	FG-A	FG%	3P-A	FT-A	FT%	REB	PF	A	TO	BLK	STL	PTS	AVG
1962-63															
1963-64															

Davis, Theo • C • 6-9 • 230 • Brampton, Ontario • Gonzaga University

SEASON	GP-S	MIN	FG-A	FG%	3P-A	FT-A	FT%	REB	PF	A	TO	BLK	STL	PTS	AVG
2008-09	6-0	57	2-13	.154	0-0	0-2	.000	11	11	9	12	5	2	4	0.7

Daws, Jeffrey • F • 6-4 • 200 • Vestal • Vestal

SEASON	GP-S	MIN	FG-A	FG%	3P-A	FT-A	FT%	REB	PF	A	TO	BLK	STL	PTS	AVG
1998-99	19-5	294	34-91	.374	17-53	16-17	.941	52	17	16	22	1	18	101	5.3
1999-00	15-15	363	45-94	.479	20-50	9-18	.500	85	27	27	44	0	13	119	7.9
2000-01	27-25	734	65-168	.387	53-131	26-31	.839	62	37	53	49	4	17	209	7.7
2001-02	28-20	569	79-190	.416	54-141	10-16	.625	63	36	28	24	4	8	222	7.9
TOTAL	**89-65**	**1960**	**223-543**	**.411**	**144-375**	**61-82**	**.744**	**262**	**117**	**124**	**139**	**9**	**56**	**651**	**7.3**

Del Prato, Gary • F/G • 6-3 • 189

SEASON	GP-S	MIN	FG-A	FG%	3P-A	FT-A	FT%	REB	PF	A	TO	BLK	STL	PTS	AVG
1972-73															
1973-74	2		2-4	0.500		0-0	0.000		1					4	2.0

Deuel, George

SEASON	GP-S	MIN	FG-A	FG%	3P-A	FT-A	FT%	REB	PF	A	TO	BLK	STL	PTS	AVG
1987-88	7		4-16	.250	0	3-4	.750				5			11	1.6

DeVoe, Matt • G • 6-2 • 180 • Mechanicville • Mechanicville

SEASON	GP-S	MIN	FG-A	FG%	3P-A	FT-A	FT%	REB	PF	A	TO	BLK	STL	PTS	AVG
1997-98	9-0	37	3-11	.273	1-7	2-5	.400	2	4	4	5	0	1	9	1.0
1998-99	4-0	13	0-1	.000	0-0	0-0	.000	1	2	0	2	0	1	0	0.0
TOTAL	**13-0**	**50**	**3-12**	**.250**	**1-7**	**2-5**	**.400**	**3**	**6**	**4**	**7**	**0**	**2**	**9**	**0.7**

Dickinson, Ben • F • 6-9 • 230 • Gonzaga High • Alexandria, Va

SEASON	GP-S	MIN	FG-A	FG%	3P-A	FT-A	FT%	REB	PF	A	TO	BLK	STL	PTS	AVG
2011-12	30-27	946	151-369	.409	11-51	92-137	.672	184	96	76	93	17	19	405	13.5

Digraci, Frank

SEASON	GP-S	MIN	FG-A	FG%	3P-A	FT-A	FT%	REB	PF	A	TO	BLK	STL	PTS	AVG
1953-54															
1955-56	4		14			8								36	9.0

Dillon

SEASON	GP-S	MIN	FG-A	FG%	3P-A	FT-A	FT%	REB	PF	A	TO	BLK	STL	PTS	AVG
1988-89	6		2-5	.400	0-0	0-0	.000	5	0					4	0.7

Dino, Bill

SEASON	GP-S	MIN	FG-A	FG%	3P-A	FT-A	FT%	REB	PF	A	TO	BLK	STL	PTS	AVG
1949-50															

Donahue, Pete • F • 6-4 • 180 • E. Moriches • W. Hampton Beach

SEASON	GP-S	MIN	FG-A	FG%	3P-A	FT-A	FT%	REB	PF	A	TO	BLK	STL	PTS	AVG
1994-95	21-2	431	78-174	.448	30-85	15-21	.714	69	28	36	42	11	10	201	9.6
1995-96	25-8	470	61-178	.343	31-102	8-23	.348	79	36	29	31	3	7	161	6.4
1996-97	12-0	83	11-38	.289	5-18	0-0	.000	11	11	4	8	0	4	27	2.3
TOTAL	**58-10**	**984**	**150-390**	**.385**	**66-205**	**23-44**	**.523**	**159**	**75**	**69**	**81**	**14**	**21**	**389**	**6.7**

Donlich

SEASON	GP-S	MIN	FG-A	FG%	3P-A	FT-A	FT%	REB	PF	A	TO	BLK	STL	PTS	AVG
1947-48															

Dormer, John • F • 6-7 • 220 • Northport • St. Anthony's

SEASON	GP-S	MIN	FG-A	FG%	3P-A	FT-A	FT%	REB	PF	A	TO	BLK	STL	PTS	AVG
1988-89	10		61-133	.459		31-41	.756							153	15.3
1989-90	25		128			49-84	.583							308	12.3
1990-91	25		134-279	.480		48-90	.533	214		44		36		319	12.8
1991-92	26-25	703	97-193	.503	3-7	59-105	.562	175	66	55	50	42	33	253	9.7
TOTAL														**1034**	**12.0**

Doyle, George

SEASON	GP-S	MIN	FG-A	FG%	3P-A	FT-A	FT%	REB	PF	A	TO	BLK	STL	PTS	AVG
1949-50															

Drumm, Ronald

SEASON	GP-S	MIN	FG-A	FG%	3P-A	FT-A	FT%	REB	PF	A	TO	BLK	STL	PTS	AVG
1969-70	1		0-1	.000		0-2	.000	0	0					0	0.0

Dummler, John • F • 6-4 • 195 • West Islip • West Islip

SEASON	GP-S	MIN	FG-A	FG%	3P-A	FT-A	FT%	REB	PF	A	TO	BLK	STL	PTS	AVG
1982-83	7		7-12	.583		2-2	1.000		8					16	3.3
1983-84	9		4-8	.500		1-2	.500	11	8					9	1.0
1984-85	23		21-54	.389		20-32	.625	59	34					62	2.7
1985-86	28		89-169	.527		48-65	.738		51					226	8.1
TOTAL	**65-3**		**119-236**	**.504**		**72-102**	**.706**		**101**					**310**	**4.8**

Dupack

SEASON	GP-S	MIN	FG-A	FG%	3P-A	FT-A	FT%	REB	PF	A	TO	BLK	STL	PTS	AVG
1954-55	13		41-96	.427		11-24	.458							93	7.2

Dyer, Bob • C • 6-1 • 155 • Binghamton • Binghamton

SEASON	GP-S	MIN	FG-A	FG%	3P-A	FT-A	FT%	REB	PF	A	TO	BLK	STL	PTS	AVG
1952-53			9			18								36	

Eagan, Tom • G • 6-2 • Sayville • Sayville

SEASON	GP-S	MIN	FG-A	FG%	3P-A	FT-A	FT%	REB	PF	A	TO	BLK	STL	PTS	AVG
1976-77	17		7-26	.269		8-15	.533	1	9					22	1.3

Eckert, Tim • F • 6-8 • Liverpool • Christian Brothers

SEASON	GP-S	MIN	FG-A	FG%	3P-A	FT-A	FT%	REB	PF	A	TO	BLK	STL	PTS	AVG
1987-88	11		7-19	.368	0	5-8	.625		38					47	4.3

Eisen, Greg • G • 6-1 • 180 • Forest Hills • Danbury High, Conn.

SEASON	GP-S	MIN	FG-A	FG%	3P-A	FT-A	FT%	REB	PF	A	TO	BLK	STL	PTS	AVG
1992-93	15-0	102	10-37	.270	5-17	6-12	.500	14	6	3	10	0	5	31	2.1
1993-94	24		25-71	.352		8-16	.500	34		20				69	2.9
1994-95	24-20	437	49-133	.368	17-63	28-35	.800	61	26	25	27	3	19	143	6.0
1995-96	25-25	633	87-216	.403	31-100	52-66	.788	103	51	52	40	2	35	257	10.3
TOTAL	**88**		**171-457**	**.374**		**94-129**	**.728**	**212**		**100**				**500**	**5.7**

Ellis, Casper • G • 6-0 • 180 • Freeport • Freeport

SEASON	GP-S	MIN	FG-A	FG%	3P-A	FT-A	FT%	REB	PF	A	TO	BLK	STL	PTS	AVG
1983-84	12		5-12	.417		10-13	.769	3	6					25	2.1
1984-85	12		6-15	.400		14-18	.778	5	12					26	2.2
TOTAL	**24**		**11-27**	**.407**		**24-31**	**.774**	**8**	**18**					**46**	**1.9**

Ess, Harley

SEASON	GP-S	MIN	FG-A	FG%	3P-A	FT-A	FT%	REB	PF	A	TO	BLK	STL	PTS	AVG
1960-61															

Esh, William

SEASON	GP-S	MIN	FG-A	FG%	3P-A	FT-A	FT%	REB	PF	A	TO	BLK	STL	PTS	AVG
1967-68	1													0	0.0

Evans, Gordie • C • 6-2 • 175 • Vestal • Vestal

SEASON	GP-S	MIN	FG-A	FG%	3P-A	FT-A	FT%	REB	PF	A	TO	BLK	STL	PTS	AVG
1949-50															
1950-51	22		93			55								241	11.0
1951-52			51			43								145	

Falkenberg, Karl • G • 6-1 • Susquehanna Valley • Broome CC

SEASON	GP-S	MIN	FG-A	FG%	3P-A	FT-A	FT%	REB	PF	A	TO	BLK	STL	PTS	AVG
1977-78	22		15-44	.340		6-10	.600		21					36	1.7

Falko, Jacob • G • 6-3 • 190 • Wellsville • Andover

SEASON	GP-S	MIN	FG-A	FG%	3P-A	FT-A	FT%	REB	PF	A	TO	BLK	STL	PTS	AVG
2021-22	27-24	825:04	140-306	.458	24-82	45-57	.789	107	51	85	61	6	28	349	12.9

Fanton, John • G • 6-2 • 175 • Wellsville • Andover

SEASON	GP-S	MIN	FG-A	FG%	3P-A	FT-A	FT%	REB	PF	A	TO	BLK	STL	PTS	AVG
1990-91	25		96-196	.490	32-67	22-31	.710	78		30				246	9.8
1991-92	26-10	491	61-152	.401	7-43	19-30	.633	60	53	26	38	3	22	148	5.7
1992-93	28-12	563	75-148	.507	14-36	39-58	.672	68	46	39	43	2	28	203	7.3
1993-94	30		115-257	.447		14-21	.667	105		44				290	9.7
TOTAL	**109**		**347-753**	**.461**		**94-140**	**.671**	**311**		**139**				**887**	**8.1**

Felter, Jake • F • 6-2 • 158 • Endicott

SEASON	GP-S	MIN	FG-A	FG%	3P-A	FT-A	FT%	REB	PF	A	TO	BLK	STL	PTS	AVG
1950-51	22		79			46								204	9.3
1951-52			102			60								264	
TOTAL			181			106								468	

Fehrman, Bob • F • 6-4 • 170 • Binghamton

SEASON	GP-S	MIN	FG-A	FG%	3P-A	FT-A	FT%	REB	PF	A	TO	BLK	STL	PTS	AVG
1952-53			34			17								85	

Feuerstein, Paul

SEASON	GP-S	MIN	FG-A	FG%	3P-A	FT-A	FT%	REB	PF	A	TO	BLK	STL	PTS	AVG
1961-62															

Fine, David • G • 6-1 • 180 • Syracuse • Jacksonville St.

SEASON	GP-S	MIN	FG-A	FG%	3P-A	FT-A	FT%	REB	PF	A	TO	BLK	STL	PTS	AVG
2008-09	16-0	63	6-12	.500	1-3	1-4	.250	1	4	3	10	0	4	14	0.9

Finger, Al • F • 6-0 • 157 • Hudson

SEASON	GP-S	MIN	FG-A	FG%	3P-A	FT-A	FT%	REB	PF	A	TO	BLK	STL	PTS	AVG
1957-58	1		0-0			1-2	.500	0	1					1	1.0

Fishaman, Ethan

SEASON	GP-S	MIN	FG-A	FG%	3P-A	FT-A	FT%	REB	PF	A	TO	BLK	STL	PTS	AVG
1961-62															

Fisher, George

SEASON	GP-S	MIN	FG-A	FG%	3P-A	FT-A	FT%	REB	PF	A	TO	BLK	STL	PTS	AVG
1971-72															
1972-73															

ALL-TIME PLAYER SEASON TOTALS

Fithian, Jordan • F • 6-6 • 245 • McPherson, Kan • McPherson

SEASON	GP-S	MIN	FG-A	FG%	3P-A	FT-A	FT%	REB	PF	A	TO	BLK	STL	PTS	AVG
2004-05	29-10	481	38-79	.481	2-4	13-26	.500	92	68	25	28	8	6	91	3.1
2005-06	11-9	259	16-49	.327	0-3	18-30	.600	43	36	12	14	3	2	50	4.5
TOTAL	**40-19**	**740**	**54-128**	**.422**	**2-7**	**31-56**	**.554**	**135**	**104**	**37**	**42**	**11**	**8**	**141**	**3.5**

Fleming, Greg • G • 6-0 • 172 • Jamaica • Springfield Gardens

SEASON	GP-S	MIN	FG-A	FG%	3P-A	FT-A	FT%	REB	PF	A	TO	BLK	STL	PTS	AVG
1983-84	22		62-125	.496		21-43	.488	44	45					145	6.6
1984-85	24		201-373	.539		92-140	.657	80	65					494	20.6
TOTAL	**46**		**263-498**	**.528**		**113-183**	**.617**	**124**	**110**					**639**	**13.9**

Foley, Jerry • G • 5-11 • 173 • Johnson City • Johnson City

SEASON	GP-S	MIN	FG-A	FG%	3P-A	FT-A	FT%	REB	PF	A	TO	BLK	STL	PTS	AVG
1974-75	15	278	21-72	.291		13-17	.765	17	24	27	35			55	3.7

Forbes, Richard • G • 6-0 • 180 • Far Rockaway, N.Y. Howard Junior College (Texas)

SEASON	GP-S	MIN	FG-A	FG%	3P-A	FT-A	FT%	REB	PF	A	TO	BLK	STL	PTS	AVG
2006-07	28-1	675	107-257	.416	40-111	61-80	.763	68	65	50	66	2	25	315	11.3
2007-08	29-21	811	112-265	.423	34-106	72-85	.847	72	62	71	78	4	42	330	11.4
TOTAL	**57-22**	**1486**	**219-522**	**.420**	**74-217**	**133-165**	**.806**	**140**	**127**	**121**	**144**	**6**	**67**	**645**	**11.3**

Francis, Carlyle • G • 6-2 • 185 • Pickering/Tallahassee CC • Toronto, Ontario

SEASON	GP-S	MIN	FG-A	FG%	3P-A	FT-A	FT%	REB	PF	A	TO	BLK	STL	PTS	AVG
2011-12	10-7	143	10-30	.333	1-12	12-16	.750	18	13	8	21	3	8	33	3.3

Frecous, Mike

SEASON	GP-S	MIN	FG-A	FG%	3P-A	FT-A	FT%	REB	PF	A	TO	BLK	STL	PTS	AVG
1964-65															

Freedus, Micheal

SEASON	GP-S	MIN	FG-A	FG%	3P-A	FT-A	FT%	REB	PF	A	TO	BLK	STL	PTS	AVG
1961-62															
1962-63															

Freeman, Brian • F • 6-8 • 225 • Clinton, MD • Potomac

SEASON	GP-S	MIN	FG-A	FG%	3P-A	FT-A	FT%	REB	PF	A	TO	BLK	STL	PTS	AVG
2012-13	25-7	338	47-97	.485	0-0	17-28	.607	72	39	5	34	26	6	111	4.4
TOTAL	**25-7**	**338**	**47-97**	**.485**	**0-0**	**17-28**	**.607**	**72**	**39**	**5**	**34**	**26**	**6**	**111**	**4.4**

Freidberg, Bruce • G • 6-1 • N. Woodmere • Lawrence

SEASON	GP-S	MIN	FG-A	FG%	3P-A	FT-A	FT%	REB	PF	A	TO	BLK	STL	PTS	AVG
1976-77	18		13-30	.433		1-8	.125	1	8					27	1.5

Frisk, Fran • G • 5-10 • 189 • Endicott • Endicott

SEASON	GP-S	MIN	FG-A	FG%	3P-A	FT-A	FT%	REB	PF	A	TO	BLK	STL	PTS	AVG
1951-52			4			4								12	

Fuchs, Marc • G/F • 6-2 • 179 • New City • Clarkstown No.

SEASON	GP-S	MIN	FG-A	FG%	3P-A	FT-A	FT%	REB	PF	A	TO	BLK	STL	PTS	AVG
1973-74	18		23-59	.390		5-13	.385		18					51	
1974-75	20	247	31-68	.456		12-22	.545	57	21	20	27			74	3.7
1975-76	23		50-110	.455		17-31	.548		16					115	5.0
1976-77	20		86-169	.501		28-46	.609	7	35					200	10.0

Fuller, Reggie • F • 6-6 • 195 • MIssouri City, Texas • Angelina College

SEASON	GP-S	MIN	FG-A	FG%	3P-A	FT-A	FT%	REB	PF	A	TO	BLK	STL	PTS	AVG
2007-08	29-26	726	78-128	.609	1-3	33-48	.688	166	64	32	34	37	28	190	6.6
2008-09	32-29	1011	128-216	.593	0-0	72-103	.699	223	109	22	44	53	28	328	10.3
TOTAL	**61-55**	**1737**	**206-344**	**.599**	**1-3**	**105-151**	**.695**	**389**	**173**	**54**	**78**	**90**	**56**	**518**	**8.5**

Funk, Channing

SEASON	GP-S	MIN	FG-A	FG%	3P-A	FT-A	FT%	REB	PF	A	TO	BLK	STL	PTS	AVG
1960-61															

Gabriele, Tobie

SEASON	GP-S	MIN	FG-A	FG%	3P-A	FT-A	FT%	REB	PF	A	TO	BLK	STL	PTS	AVG
1968-69															
1969-70	17		96-219	.438		40-64	.625	116	62					232	13.6
1970-71															

Gainen, Larry

SEASON	GP-S	MIN	FG-A	FG%	3P-A	FT-A	FT%	REB	PF	A	TO	BLK	STL	PTS	AVG
1964-65	14														
1965-66	16		108-245	.441		78-95	.821		51					294	18.4
1966-67															
1967-68	16		112-268	.418		79-93	.850	42	38					303	18.9

Gallagher, Leo • G • 5-10 • 150 • Binghamton •Seton Catholic Central

SEASON	GP-S	MIN	FG-A	FG%	3P-A	FT-A	FT%	REB	PF	A	TO	BLK	STL	PTS	AVG
2018-19	11-0	27	1-2	.500	0-1	2-2	1.000	0	2	3	1	0	1	4	0.4
2019-20	10-0	37	3-8	.375	3-7	1-2	.500	3	3	5	1	0	1	10	1.0
2020-21	4-0	12	0-0	.000	0-0	0-2	.000	1	1	0	1	0	0	0	0.0
TOTAL	**25-0**	**76**	**4-10**	**.400**	**3-8**	**3-6**	**.500**	**4**	**6**	**8**	**3**	**0**	**2**	**14**	**0.6**

Garbarino, Joe

SEASON	GP-S	MIN	FG-A	FG%	3P-A	FT-A	FT%	REB	PF	A	TO	BLK	STL	PTS	AVG
1954-55	9		74-186	.398		74-104	.712							222	24.7
1955-56	9		64			69								197	21.9
1956-57	8		54-144	.375		46-79	.582	24	26					154	19.3
TOTAL	**26**		**192**			**189**								**573**	**22.0**

Gardner, Keith • F/C • 6-6 • 185 • Garden City So. • Carey

SEASON	GP-S	MIN	FG-A	FG%	3P-A	FT-A	FT%	REB	PF	A	TO	BLK	STL	PTS	AVG
1975-76															
1976-77	19		21-53	.396		12-17	.706							54	2.8
1977-78	14		17-36	.472		12-20	.600							46	3.3
1978-79	14		10-23	.435		2-6	.333		23					22	1.6

Garrett, Chris

SEASON	GP-S	MIN	FG-A	FG%	3P-A	FT-A	FT%	REB	PF	A	TO	BLK	STL	PTS	AVG
1996-97	3-0	25	4-13	.308	0-0	4-4	1.000	5	2	0	1	0	0	12	4.0

Gearing, Dave • F • 6-4 • 195 • Williamsville • Williamsville

SEASON	GP-S	MIN	FG-A	FG%	3P-A	FT-A	FT%	REB	PF	A	TO	BLK	STL	PTS	AVG
1975-76	11		4-10	.400		4-6	.667		6					12	1.1

Gelling, Bob • F • 6-5 • 205 • Smithtown • Hauppauge

SEASON	GP-S	MIN	FG-A	FG%	3P-A	FT-A	FT%	REB	PF	A	TO	BLK	STL	PTS	AVG
1982-83	15		4-15	.267		2-5	.400	3	15					10	0.7

Gilfeather, John

SEASON	GP-S	MIN	FG-A	FG%	3P-A	FT-A	FT%	REB	PF	A	TO	BLK	STL	PTS	AVG
1953-54															

Gning, Serigne

SEASON	GP-S	MIN	FG-A	FG%	3P-A	FT-A	FT%	REB	PF	A	TO	BLK	STL	PTS	AVG
1998-99	12-9	288	32-78	.410	0-0	15-33	.455	71	38	4	20	17	4	79	6.6

Goldberg, Barry • G • 5-11 • 164 • Roslyn • Roslyn

SEASON	GP-S	MIN	FG-A	FG%	3P-A	FT-A	FT%	REB	PF	A	TO	BLK	STL	PTS	AVG
1984-85	8		6-15	.400		8-11	.727	5	6					20	2.5
1985-86	28		127-255	.498	2	28-34	.813		26					294	1.1
1986-87	25		141-315	.448	21-41	31-35	.886		31					338	13.5
TOTAL	**55**		**260-560**	**.464**		**60-72**	**.833**		**63**					**619**	**11.3**

Goldberg, Ken

SEASON	GP-S	MIN	FG-A	FG%	3P-A	FT-A	FT%	REB	PF	A	TO	BLK	STL	PTS	AVG
1953-54															

Gomulka, Robert

SEASON	GP-S	MIN	FG-A	FG%	3P-A	FT-A	FT%	REB	PF	A	TO	BLK	STL	PTS	AVG
1970-71															

Gomulka, Thomas • F • Johnson City

SEASON	GP-S	MIN	FG-A	FG%	3P-A	FT-A	FT%	REB	PF	A	TO	BLK	STL	PTS	AVG
1967-68	7		54-125	.432		51-76	.671	23	22					159	22.7
1968-69														348	20.5
1969-70	17		168-402	.418		152-195	.779	62	45					488	28.7
1970-71														405	23.8
TOTAL														**1400**	**24.1**

Goodrich, Francois

SEASON	GP-S	MIN	FG-A	FG%	3P-A	FT-A	FT%	REB	PF	A	TO	BLK	STL	PTS	AVG
1966-67															
1967-68	16		63-144	.438		28-44	.636	171	39					154	9.6
1968-69															
1969-70	8		32-73	.438		15-24	.625	121	32					79	9.9

Gordon, Mike • G • 6-0 • 185 • Plainfield, N.J. • Plainfield

SEASON	GP-S	MIN	FG-A	FG%	3P-A	FT-A	FT%	REB	PF	A	TO	BLK	STL	PTS	AVG
2004-05	27-14	468	29-91	.308	12-47	14-18	.778	48	30	41	32	2	25	82	3.0
2005-06	29-29	1035	85-232	.366	34-99	43-63	.683	114	61	131	64	5	48	247	8.5
2006-07	29-29	1056	110-275	.400	55-147	44-68	.647	89	74	117	49	13	71	319	11.0
2007-08	30-30	1076	135-308	.438	40-115	65-83	.783	121	85	114	62	7	66	375	12.5
TOTAL	**115-102**	**3635**	**358-906**	**.395**	**141-408**	**166-232**	**.716**	**372**	**250**	**403**	**207**	**27**	**210**	**1023**	**8.9**

Gosney, Joe • G • 6-0 • 175 • Binghamton • Seton Catholic

SEASON	GP-S	MIN	FG-A	FG%	3P-A	FT-A	FT%	REB	PF	A	TO	BLK	STL	PTS	AVG
1983-84	7		3-11	.273		2-4	.500	1	6					6	0.8

Grabowski, Chet • G • 5-11 • 195 • Johnson City

SEASON	GP-S	MIN	FG-A	FG%	3P-A	FT-A	FT%	REB	PF	A	TO	BLK	STL	PTS	AVG
1949-50															
1951-52			11			5								27	

Grande, Bob • G • 5-11 • 175 • Herkimer • Herkimer

SEASON	GP-S	MIN	FG-A	FG%	3P-A	FT-A	FT%	REB	PF	A	TO	BLK	STL	PTS	AVG
1973-74	18		81-199	.407		24-30	.800		43					186	10.3
1974-75	23	703	105-246	.427		15-28	.536	65	69	68	53			225	9.8

Gray, Jimmy • G • 6-0 • 170 • Binghamton, NY • Binghamton HS

SEASON	GP-S	MIN	FG-A	FG%	3P-A	FT-A	FT%	REB	PF	A	TO	BLK	STL	PTS	AVG
2009-10	23-0	179	11-38	.289	8-30	3-5	.600	14	13	9	10	1	12	33	1.4
2010-11	31-19	862	69-188	.367	40-115	25-32	.781	56	47	71	50	3	29	203	6.5
2011-12	31-29	1068	93-247	.377	48-146	27-34	.794	113	70	112	83	7	60	261	8.4
2012-13	30-30	1095	112-307	.365	67-216	24-30	.800	100	59	99	99	4	42	315	10.5
TOTAL	**115-78**	**3204**	**185-780**	**.366**	**163-507**	**79-101**	**.782**	**283**	**189**	**291**	**242**	**15**	**143**	**812**	**7.1**

Green, Anthony • G • 6-1 •185 • Philadelphia, Pa. • Gloucester CC

SEASON	GP-S	MIN	FG-A	FG%	3P-A	FT-A	FT%	REB	PF	A	TO	BLK	STL	PTS	AVG
2001-02	22-10	565	73-182	.401	14-58	61-77	.792	74	49	70	69	2	30	221	10.0
2002-03	27-27	943	140-377	.371	71-208	100-119	.840	129	43	114	100	6	50	451	16.7
TOTAL	**49-37**	**1508**	**213-559**	**.381**	**85-266**	**161-196**	**.821**	**203**	**92**	**184**	**169**	**8**	**80**	**672**	**13.7**

Greenberg, Jeremy • G • 6-0 • 170 • Vestal • Vestal

SEASON	GP-S	MIN	FG-A	FG%	3P-A	FT-A	FT%	REB	PF	A	TO	BLK	STL	PTS	AVG
1990-91	25		62-174	.356	38-118	53-70	.757	69		100			35	215	8.6
1991-92	26-26	868	63-141	.447	41-93	32-42	.762	43	54	131	66	2	40	199	7.7
1992-93	28-28	939	71-166	.428	46-114	32-47	.681	64	50	164	79	3	31	220	7.9
1993-94	30		76-171	.444		30-43	.698	83		193			47	227	7.6
TOTAL	**109**		**272-652**	**.417**	**145-202**		**.728**	**259**		**588**			**153**	**861**	**7.9**

Greenberg, Mickey • G • 5-9 • 145 • Brooklyn

SEASON	GP-S	MIN	FG-A	FG%	3P-A	FT-A	FT%	REB	PF	A	TO	BLK	STL	PTS	AVG
1959-60	11		17-40	.425		26-38	.684	10	6					60	5.5
1960-61														248	15.5
1961-62														304	17.9
1962-63														401	25.1
TOTAL														**1,107**	**15.9**

Greenwald, Gary

SEASON	GP-S	MIN	FG-A	FG%	3P-A	FT-A	FT%	REB	PF	A	TO	BLK	STL	PTS	AVG
1965-66	4		0-3	.000		0-0			1					0	0.0

Griffis, Robert • F • 6-2 • 170 • Binghamton

SEASON	GP-S	MIN	FG-A	FG%	3P-A	FT-A	FT%	REB	PF	A	TO	BLK	STL	PTS	AVG
1957-58	12		29-70	.414		15-37	.405	30	31					73	6.1
1958-59	13		7-25	.280		8-12	.667		15					22	1.7
TOTAL	**25**		**36-95**	**.379**		**23-49**	**.469**		**46**					**95**	**3.8**

Grossberg, Bernard

SEASON	GP-S	MIN	FG-A	FG%	3P-A	FT-A	FT%	REB	PF	A	TO	BLK	STL	PTS	AVG
1963-64															
1964-65															
1965-66	5		1-3	.333		1-3	.333							3	0.6
1966-67															

Groveman, Seth • G • 5-10 • 160 • East Meadow • East Meadow

SEASON	GP-S	MIN	FG-A	FG%	3P-A	FT-A	FT%	REB	PF	A	TO	BLK	STL	PTS	AVG
1988-89	21-1		19-45	.422	4-11	16-25	.640	35	35					58	2.8
1989-90	6		1-9	.111		5-8	.625		3					7	0.8
TOTAL	**27**		**20-54**	**.370**		**21-33**	**.636**		**38**					**67**	**2.5**

Grygiel, Mark

SEASON	GP-S	MIN	FG-A	FG%	3P-A	FT-A	FT%	REB	PF	A	TO	BLK	STL	PTS	AVG
1986-87	25		25-52	.481	0-1	16-28	.571		41					66	2.6

Guiliani, Eric • C • 6-8 • 220 • Coopersburg, Pa. • Southern Lehigh

SEASON	GP-S	MIN	FG-A	FG%	3P-A	FT-A	FT%	REB	PF	A	TO	BLK	STL	PTS	AVG
1998-99	27-18	602	83-174	.477	0-0	42-74	.568	141	82	19	40	17	19	208	7.7
1999-00	25-2	265	24-62	.387	0-0	19-29	.655	72	54	11	25	10	5	67	2.7
TOTAL	**52-20**	**867**	**107-236**	**.453**	**0-0**	**61-103**	**.592**	**213**	**136**	**30**	**65**	**27**	**24**	**275**	**5.3**

Guild, Howie • F • 6-6 • 170 • Wantagh • MacArthur

SEASON	GP-S	MIN	FG-A	FG%	3P-A	FT-A	FT%	REB	PF	A	TO	BLK	STL	PTS	AVG
1990-91	12		6-9	.677	3-4	1-5	.200	9		1				16	1.3
1991-92															
1992-93	16-1	95	7-16	.438	2-5	1-4	.250	12	10	4	4	2	5	17	1.0

Guillaume, Pina • F • 6-9 • 245 • Fort Lauderdale, Fla •

SEASON	GP-S	MIN	FG-A	FG%	3P-A	FT-A	FT%	REB	PF	A	TO	BLK	STL	PTS	AVG
2009-10	25-9	391	31-74	.419	3-8	12-23	.522	81	47	8	22	19	8	77	3.1

Gunsberg, Joseph • G • 5-11 • 175 • Brooklyn

SEASON	GP-S	MIN	FG-A	FG%	3P-A	FT-A	FT%	REB	PF	A	TO	BLK	STL	PTS	AVG
1955-56	3		1			0	0.000							2	.7

Gustinis, Mark • F • 6-6 • 200 • Brewster • North Salem

SEASON	GP-S	MIN	FG-A	FG%	3P-A	FT-A	FT%	REB	PF	A	TO	BLK	STL	PTS	AVG
1989-90	24		26-71	.366		19-37	.513	26	33					75	3.1
1990-91	22		26-64	.406	7-14	9-13	.692	49		7				68	3.1
TOTAL	**43**		**52-135**	**.385**		**28-49**	**.571**	**75**						**140**	**3.3**

Gustinis, Tom • F • 6-6 • 206 • Brewster • North Salem

SEASON	GP-S	MIN	FG-A	FG%	3P-A	FT-A	FT%	REB	PF	A	TO	BLK	STL	PTS	AVG
1989-90	20		34-67	.507		11-26	.423	28	28					80	4.0
1990-91	24		45-99	.455	3-12	23-30	.767	62		12				116	4.8
1991-92	24-5	335	42-83	.506	7-19	20-28	.714	66	19	19	24	2	13	111	4.6
1992-93	28-15	410	41-99	.414	8-21	24-33	.727	77	43	17	24	5	16	114	4.1
TOTAL	**93**		**159-348**	**.457**		**76-112**	**.679**	**133**						**412**	**4.4**

Guth, F.

SEASON	GP-S	MIN	FG-A	FG%	3P-A	FT-A	FT%	REB	PF	A	TO	BLK	STL	PTS	AVG
1949-50															

Hailey, Troy • G • 6-1 • 190 • Hyattsville, Md. • Montrose Christian

SEASON	GP-S	MIN	FG-A	FG%	3P-A	FT-A	FT%	REB	PF	A	TO	BLK	STL	PTS	AVG
2003-04	30-28	828	100-253	.395	46-129	44-73	.603	82	75	73	79	1	22	290	9.7
2004-05	29-22	764	90-247	.364	55-151	30-53	.566	77	64	43	56	3	18	265	9.1
2005-06	29-27	854	79-254	.311	42-151	50-71	.704	78	73	46	54	6	31	250	8.6
2006-07	29-28	706	82-206	.398	39-117	34-49	.694	67	54	31	48	0	18	237	8.2
TOTAL	**117-105**	**3152**	**351-960**	**.367**	**182-548**	**158-246**	**.642**	**304**	**266**	**193**	**237**	**9**	**89**	**1042**	**8.9**

Hammer, Henry • F • 6-0 • 150 • Johnson City

SEASON	GP-S	MIN	FG-A	FG%	3P-A	FT-A	FT%	REB	PF	A	TO	BLK	STL	PTS	AVG
1955-56	4		0	.000		0	.000							0	0.0
1956-57	3		1-1	1.000		0-0	.000	0	0					2	0.7
TOTAL	**7**		**1-1**	**1.000**										**2**	**0.3**

Hanger, Sam

SEASON	GP-S	MIN	FG-A	FG%	3P-A	FT-A	FT%	REB	PF	A	TO	BLK	STL	PTS	AVG
1971-72															

Hankey, Andre • F • 6-5 • 195 • Brooklyn • St. John's Prep

SEASON	GP-S	MIN	FG-A	FG%	3P-A	FT-A	FT%	REB	PF	A	TO	BLK	STL	PTS	AVG
1997-98	24-0	194	30-57	.526	0-0	25-35	.714	42	25	3	13	6	8	85	3.5
1998-99	25-0	198	24-47	.511	0-0	26-31	.839	51	26	4	15	1	5	74	3.0
1999-00	26-10	504	75-138	.543	0-0	37-66	.561	109	54	18	49	7	12	187	7.2
2000-01	28-4	479	52-101	.515	0-1	49-77	.636	104	64	8	39	11	20	153	5.5
TOTAL	**103-14**	**1375**	**181-343**	**.528**	**0-1**	**137-209**	**.656**	**306**	**169**	**33**	**116**	**25**	**45**	**499**	**4.8**

Hannan, Andrew • F • 6-6 • 200 • Minneapolis, Minn. Academy of Holy Angels

SEASON	GP-S	MIN	FG-A	FG%	3P-A	FT-A	FT%	REB	PF	A	TO	BLK	STL	PTS	AVG
2001-02	28-10	606	74-175	.423	17-58	38-53	.717	79	44	29	53	2	15	203	7.3

Harrington, Kevin • G • 5-11 • 160 • Malverne • Malverne

SEASON	GP-S	MIN	FG-A	FG%	3P-A	FT-A	FT%	REB	PF	A	TO	BLK	STL	PTS	AVG
1980-81	24		19-69	.275		19-39	.487		58					57	2.4
1981-82	20		22-70	.314		22-42	.524							66	3.3
1982-83	19		22-42	.524		4-10	.400	3	33					48	2.7
TOTAL	**62**		**63-166**	**.380**		**55-91**	**.604**							**171**	**2.8**

Harrison, Derek • G/F • 6-1 • 192 • New York • Stevenson

SEASON	GP-S	MIN	FG-A	FG%	3P-A	FT-A	FT%	REB	PF	A	TO	BLK	STL	PTS	AVG
1983-84	24		75-167	.449		22-36	.611	33	54					194	8.1
1984-85	23		110-242	.455		40-55	.727	79	70					260	11.3
TOTAL	47		185-409	.452		62-91	.681	112	124					432	9.2

Heard, Andre • G • 6-3 • Oklahoma City, OK • John Marshall Redlands CC

SEASON	GP-S	MIN	FG-A	FG%	3P-A	FT-A	FT%	REB	PF	A	TO	BLK	STL	PTS	AVG
2004-05	29-27	1031	142-406	.350	47-163	83-114	.728	131	72	74	65	10	57	414	14.3
2005-06	29-29	1041	175-453	.386	47-159	98-127	.772	139	88	49	60	12	56	495	17.1
TOTAL	**58-56**	**2072**	**317-859**	**.369**	**94-322**	**181-241**	**.751**	**270**	**160**	**123**	**125**	**22**	**113**	**909**	**15.7**

Heavner, Jim

SEASON	GP-S	MIN	FG-A	FG%	3P-A	FT-A	FT%	REB	PF	A	TO	BLK	STL	PTS	AVG
1947-48															

Heins, Charlie • F • 6-4 • Highland Falls

SEASON	GP-S	MIN	FG-A	FG%	3P-A	FT-A	FT%	REB	PF	A	TO	BLK	STL	PTS	AVG
1977-78	13		27-58	.465		5-7	.714		21					59	4.5
1978-79	22		112-262	.427		40-52	.769		79					264	12.0
1979-80	24	825	141-309	.456		72-104	.692	202	77	23	57		26	354	14.8
1980-81	24		168-336	.500		69-105	.657		75					403	16.8
TOTAL	**83**		**445-947**	**.470**		**185-267**	**.693**		**252**					**1073**	**12.9**

Henry, Chad • G • 6-1 • 165 • Washington, D.C. • Our Lady of Good Counsel

SEASON	GP-S	MIN	FG-A	FG%	3P-A	FT-A	FT%	REB	PF	A	TO	BLK	STL	PTS	AVG
2007-08	6-0	7	1-2	.500	0-0	0-0	.000	0	0	0	0	0	0	2	0.3

Herbert, Brandon • G • 6-0 • 180 • Baltimore, Md. • McDonogh

SEASON	GP-S	MIN	FG-A	FG%	3P-A	FT-A	FT%	REB	PF	A	TO	BLK	STL	PTS	AVG
2007-08	25-9	344	29-86	.337	17-49	20-27	.741	35	50	16	23	0	12	95	3.8
2008-09	31-6	381	35-92	.380	23-62	6-11	.545	42	45	17	14	4	16	99	3.2
TOTAL	**56-15**	**725**	**64-178**	**.360**	**40-111**	**26-38**	**.684**	**77**	**95**	**33**	**37**	**4**	**28**	**194**	**3.5**

Hermenier, Sebastian • F • 6-6 • 225 • Rockville, Md. • Maret

SEASON	GP-S	MIN	FG-A	FG%	3P-A	FT-A	FT%	REB	PF	A	TO	BLK	STL	PTS	AVG
2001-02	4-0	22	0-5	.000	0-2	0-0	.000	4	7	4	3	0	1	0	0.0
2002-03	27-1	359	43-108	.398	9-32	32-45	.711	82	48	10	34	5	5	127	4.7
2003-04	29-26	643	53-150	.353	12-42	55-76	.724	133	74	28	49	4	14	173	6.0
2004-05	28-26	711	56-125	.448	14-44	60-81	.741	181	78	19	33	3	20	186	6.6
2005-06	27-27	759	92-199	.462	9-24	107-128	.836	177	78	25	39	4	15	300	11.1
TOTAL	**115-80**	**2494**	**244-587**	**.416**	**44-144**	**254-330**	**.770**	**577**	**285**	**86**	**158**	**16**	**55**	**786**	**6.8**

Herschlag, Bruce • F • 6-5 • 200 • Peekskill • Walter Panas

SEASON	GP-S	MIN	FG-A	FG%	3P-A	FT-A	FT%	REB	PF	A	TO	BLK	STL	PTS	AVG
1975-76	6		0-2	.000		4-10	.400		3					4	0.7

Herzer, Dick

SEASON	GP-S	MIN	FG-A	FG%	3P-A	FT-A	FT%	REB	PF	A	TO	BLK	STL	PTS	AVG
1947-48															

Higgins, Jim • G • 6-1 • 170 • Binghamton • Binghamton

SEASON	GP-S	MIN	FG-A	FG%	3P-A	FT-A	FT%	REB	PF	A	TO	BLK	STL	PTS	AVG
1956-57	16		86-225	.364		38-65	.569		98	55				210	13.1
1957-58	10		58-167	.347		32-59	.542		75	25				148	16.9
1959-60	14		95-193	.492		27-46	.587		78	57				217	15.5
TOTAL	50		308-762	.404		129-222	.581		251	171				744	14.9

Hinckson, Christian • G • 6-7 • 210 • Queens,NY/John Bowe • Mahattan

SEASON	GP-S	MIN	FG-A	FG%	3P-A	FT-A	FT%	REB	PF	A	TO	BLK	STL	PTS	AVG
2020-21	14-3	193	15-39	.385	2-11	11-19	.579	48	19	6	20	8	7	43	3.1
2021-22	29-22	803:59	77-175	.440	30-73	44-58	.759	192	78	31	48	28	29	228	7.9
TOTAL	**43-25**	**996:59**	**92-214**	**.430**	**32-84**	**55-77**	**.714**	**240**	**97**	**37**	**68**	**36**	**36**	**271**	**6.3**

Hirsch, Jerome

SEASON	GP-S	MIN	FG-A	FG%	3P-A	FT-A	FT%	REB	PF	A	TO	BLK	STL	PTS	AVG
1966-67															
1967-68	16		62-173	.358		40-76	.526		129	60				164	10.3
1968-69															
1969-70	17		61-185	.330		32-50	.640		135	55				154	9.1

Hjalmarsson, Hakon • G 6-3 175 Reykjavik, Iceland

SEASON	GP-S	MIN	FG-A	FG%	3P-A	FT-A	FT%	REB	PF	A	TO	BLK	STL	PTS	AVG
2019-20	29-10	521	47-115	.409	24-60	11-16	.688	32	38	30	35	2	8	129	4.4
2020-21	18-5	336	39-87	.448	14-39	5-8	.625	27	32	36	21	2	6	97	5.4
2021-22	22-5	247:57	35-84	.417	11-42	6-8	.750	30	26	21	28	0	6	87	4.0
TOTAL	**69-20**	**1104:57**	**121-286**	**.423**	**49-141**	**22-32**	**.688**	**89**	**106**	**87**	**84**	**4**	**20**	**313**	**4.5**

Hochberg, Dave • Atlantic Beach

SEASON	GP-S	MIN	FG-A	FG%	3P-A	FT-A	FT%	REB	PF	A	TO	BLK	STL	PTS	AVG
1985-86	27		100-193	.518		71-102	.696		68					271	10.0
1986-87	24		89-180	.494	0-0	58-102	.569		85					236	9.8
TOTAL	**47-19**		**177-344**	**.515**		**123-189**	**.651**		**153**					**477**	**10.1**

Hoffman, Kenneth

SEASON	GP-S	MIN	FG-A	FG%	3P-A	FT-A	FT%	REB	PF	A	TO	BLK	STL	PTS	AVG
1959-60															
1960-61															

Horn, Keith • G • 6-1 • Jericho • Jericho

SEASON	GP-S	MIN	FG-A	FG%	3P-A	FT-A	FT%	REB	PF	A	TO	BLK	STL	PTS	AVG
1976-77	5		1-2	.500		1-2	.500	0	0					3	0.6

Horn, Mike • G • 6-0 • 170 • Woodcliff Lake, NJ • Pascack Hills

SEASON	GP-S	MIN	FG-A	FG%	3P-A	FT-A	FT%	REB	PF	A	TO	BLK	STL	PTS	AVG
2009-10	5-0	5	0-1	.000	0-1	.000	.000	0	2	1	0	0	0	0	0.0
2011-12	19-0	179	2-8	.250	0-3	1-2	.500	12	21	4	1	1	8	5	0.3
2012-13	27-17	492	7-44	.159	3-25	4-10	.400	45	30	12	9	1	23	21	0.8
TOTAL	**51-17**	**676**	**9-53**	**.169**	**3-29**	**5-12**	**.417**	**57**	**53**	**17**	**10**	**2**	**31**	**26**	**0.5**

House, Ryan

SEASON	GP-S	MIN	FG-A	FG%	3P-A	FT-A	FT%	REB	PF	A	TO	BLK	STL	PTS	AVG
1995-96	7-3	115	6-19	.316	3-5	4-5	.800	8	15	18	11	0	5	19	2.7

Howard, Gary

SEASON	GP-S	MIN	FG-A	FG%	3P-A	FT-A	FT%	REB	PF	A	TO	BLK	STL	PTS	AVG
1970-71															

Hubbs, Fred

SEASON	GP-S	MIN	FG-A	FG%	3P-A	FT-A	FT%	REB	PF	A	TO	BLK	STL	PTS	AVG
1949-50															

Hull, Ted • G • 5-10 • 160 • Binghamton • Susquehanna Valley

SEASON	GP-S	MIN	FG-A	FG%	3P-A	FT-A	FT%	REB	PF	A	TO	BLK	STL	PTS	AVG
1975-76	19		70-190	.368		28-46	.609		37					168	9.1
1976-77	23		149-322	.463		70-87	.805	7	65					368	16.0
1977-78	23		114-282	.404		43-62	.694		44					271	11.8
1978-79	22		73-207	.353		51-69	.739		71					197	9.0
TOTAL	**85**		**405-907**	**.447**		**191-259**	**.737**		**217**					**1001**	**11.8**

Hudanich, Andy • G • 5-8 • 169 • Endicott

SEASON	GP-S	MIN	FG-A	FG%	3P-A	FT-A	FT%	REB	PF	A	TO	BLK	STL	PTS	AVG
1950-51	22		34			23								91	4.1
1951-52			27			35								89	
TOTAL			**61**			**58**								**180**	

Hutchinson, Brett • G • 5-10 • 165 • Orange, Conn. • Canterbury

SEASON	GP-S	MIN	FG-A	FG%	3P-A	FT-A	FT%	REB	PF	A	TO	BLK	STL	PTS	AVG
2021-22	5-0	9:21	0-1	.000	0-0	1-2	.500	0	1	2	0	0	1	1	0.2

Ingrassis, Joseph

SEASON	GP-S	MIN	FG-A	FG%	3P-A	FT-A	FT%	REB	PF	A	TO	BLK	STL	PTS	AVG
1946-47															

Isban, Robert

SEASON	GP-S	MIN	FG-A	FG%	3P-A	FT-A	FT%	REB	PF	A	TO	BLK	STL	PTS	AVG
1946-47															
1947-48															
1948-49															

Israel, Allen

SEASON	GP-S	MIN	FG-A	FG%	3P-A	FT-A	FT%	REB	PF	A	TO	BLK	STL	PTS	AVG
1960-61															
1961-62															

Jabbi, Mahamoud • F • 6-7 • 180 • Bronx, NY • Alfred E. Smith HS • SUNY Oswego

SEASON	GP-S	MIN	FG-A	FG%	3P-A	FT-A	FT%	REB	PF	A	TO	BLK	STL	PTS	AVG
2009-10	31-22	895	82-162	.506	0-5	30-40	.750	212	82	19	27	42	19	194	6.3
2010-11	31-31	1032	122-263	.464	33-84	29-40	.725	241	93	35	34	49	33	306	9.9
TOTAL	**62-53**	**1857**	**204-425**	**.480**	**33-89**	**59-80**	**.738**	**453**	**175**	**54**	**61**	**91**	**52**	**500**	**8.1**

Jackey, Chris • G • 6-3 • Rockville Centre • Baldwin

SEASON	GP-S	MIN	FG-A	FG%	3P-A	FT-A	FT%	REB	PF	A	TO	BLK	STL	PTS	AVG
1986-87	14-0		10-29	.345	5-10	4-9	.444	8	7					29	2.1
1987-88	26-26		220-484	.455	70-191	120-141	.851	174	53					630	24.2
1988-89	25-25		175-396	.442	48-142	127-169	.751	120	75	172				525	21.0
1989-90	25-25		181-407	.445	64-152	111-138	.804	140	55	113				537	21.4
TOTAL	**90-76**		**586-1316**	**.445**	**187-495**	**362-457**	**.792**	**442**	**190**					**1721**	**19.1**

Jackson, Dwayne • G • 6-3 • 200 • Akron, Ohio • Walsh Jesuit

SEASON	GP-S	MIN	FG-A	FG%	3P-A	FT-A	FT%	REB	PF	A	TO	BLK	STL	PTS	AVG
2005-06	25-0	98	7-23	.304	6-10	3-4	.750	23	6	3	5	0	2	23	0.9
2006-07	28-4	308	27-78	.346	16-51	7-9	.778	51	22	9	16	3	18	77	2.8
2007-08	30-1	700	80-191	.419	30-82	65-79	.823	92	71	28	39	8	21	255	8.5
2008-09	17-2	423	63-151	.417	33-96	40-54	.741	65	37	15	15	4	11	199	11.7
TOTAL	**100-7**	**1529**	**177-443**	**.400**	**85-239**	**115-146**	**.788**	**231**	**136**	**55**	**75**	**15**	**52**	**554**	**5.5**

Jackson, James • F • 6-4 • 200 • Northport • St. Anthony's

SEASON	GP-S	MIN	FG-A	FG%	3P-A	FT-A	FT%	REB	PF	A	TO	BLK	STL	PTS	AVG
1981-82	12		3-9	.333		1-2	0.500							7	0.6

Jackson, Jermaine • G • 6-3 • 175 • Bronx • Christopher Columbus

SEASON	GP-S	MIN	FG-A	FG%	3P-A	FT-A	FT%	REB	PF	A	TO	BLK	STL	PTS	AVG
1995-96	14-1	72	7-11	.636	0-1	5-11	.455	13	6	7	7	0	2	19	1.4
1996-97	25-4	395	37-93	.398	0-1	17-36	.472	52	38	7	26	6	21	91	3.6
1997-98	27-11	598	68-154	.442	1-2	29-48	.604	100	55	24	32	9	23	166	6.1
1998-99	16-1	96	4-14	.286	1-3	4-10	.400	13	13	9	7	2	4	13	0.8
TOTAL	**82-17**	**1161**	**116-272**	**.426**	**2-7**	**55-105**	**.524**	**178**	**112**	**47**	**72**	**17**	**50**	**289**	**3.5**

Jackson, Shafer • G • 6-2 • 180 • Provo, Utah • Provo College of Southern Idaho

SEASON	GP-S	MIN	FG-A	FG%	3P-A	FT-A	FT%	REB	PF	A	TO	BLK	STL	PTS	AVG
2004-05	29-1	459	52-141	.369	36-108	22-27	.815	21	34	19	21	0	10	162	5.6
2005-06	23-2	211	10-56	.179	9-50	3-6	.500	14	11	6	7	0	2	32	1.4
TOTAL	**52-3**	**670**	**62-197**	**.315**	**45-158**	**25-33**	**.758**	**35**	**45**	**25**	**28**	**0**	**12**	**194**	**3.7**

Jackson, Vince

SEASON	GP-S	MIN	FG-A	FG%	3P-A	FT-A	FT%	REB	PF	A	TO	BLK	STL	PTS	AVG
1949-50															

James, Duane • F • 6-6 • 200 • Miami, Fla. • Florida Internat'l Miami Dade JC

SEASON	GP-S	MIN	FG-A	FG%	3P-A	FT-A	FT%	REB	PF	A	TO	BLK	STL	PTS	AVG
2005-06	27-1	397	53-108	.491	1-2	42-54	.778	96	61	2	37	3	19	149	5.5
2006-07	25-0	517	68-143	.476	14-42	41-61	.672	117	65	7	47	2	19	191	7.6
TOTAL	**52-1**	**914**	**121-251**	**.482**	**15-44**	**83-115**	**.722**	**213**	**126**	**9**	**84**	**5**	**48**	**340**	**6.5**

James, Elbridge • F • 6-4 • 200 • Queens Village • Bayside

SEASON	GP-S	MIN	FG-A	FG%	3P-A	FT-A	FT%	REB	PF	A	TO	BLK	STL	PTS	AVG
1992-93	25-0	150	15-32	.469	0-0	14-30	.467	33	20	8	17	0	5	44	1.8
1993-94	28		22-42	.524		17-30	.567	62		6				61	2.2
1994-95	24-24	713	111-240	.463	0-2	64-112	.571	231	60	16	51	24	40	286	11.9
TOTAL	**77**		**148-314**	**.471**		**95-172**	**.552**	**326**		**30**				**391**	**5.1**

Jennings, Eugene • G • 5-9 • Syracuse • Henninger

SEASON	GP-S	MIN	FG-A	FG%	3P-A	FT-A	FT%	REB	PF	A	TO	BLK	STL	PTS	AVG
1976-77	13		13-38	.342		3-4	.750	0	11					29	2.2

Joachim, Joel • G • 6-2

SEASON	GP-S	MIN	FG-A	FG%	3P-A	FT-A	FT%	REB	PF	A	TO	BLK	STL	PTS	AVG
1979-80	19	218	27-59	.457		12-24	.500	18	29	28	19		8	66	3.5
TOTAL	**19**	**218**	**27-62**	**.435**		**12-24**	**.500**	**18**	**29**	**28**	**19**		**8**	**66**	**3.5**

Johnston, Taylor • F • 6-7 • 200 • Whitby, Ontario • West Hill Collegiate Academy HS

SEASON	GP-S	MIN	FG-A	FG%	3P-A	FT-A	FT%	REB	PF	A	TO	BLK	STL	PTS	AVG
2009-10	25-0	210	13-43	.302	6-27	0-4	.000	19	9	4	7	2	3	32	1.3
2010-11	26-21	414	31-77	.403	19-48	9-12	.750	47	35	12	20	1	9	90	3.5
2011-12	28-13	374	23-51	.451	12-19	16-23	.696	51	36	13	11	4	6	74	2.6
2012-13	28-19	709	57-155	.368	43-119	15-21	.714	71	59	15	49	2	19	172	6.1
TOTAL	**117-53**	**1707**	**124-326**	**.380**	**80-213**	**40-60**	**.666**	**188**	**139**	**44**	**85**	**9**	**37**	**368**	**3.1**

Johnson, Rahim • F • 6-4 • 195 • Elmsford • Randolph

SEASON	GP-S	MIN	FG-A	FG%	3P-A	FT-A	FT%	REB	PF	A	TO	BLK	STL	PTS	AVG
1993-94	11		9-16	.563		1-4	.250	6		1				19	1.7
1995-96	4-0	18	0-3	.000	0-0	0-1	.000	7	3	1	2	0	1	0	0.0
TOTAL	**15-0**	**18**	**9-19**	**.474**		**1-5**	**.200**	**13**		**2**				**19**	**1.3**

Jones, Chris

SEASON	GP-S	MIN	FG-A	FG%	3P-A	FT-A	FT%	REB	PF	A	TO	BLK	STL	PTS	AVG
1986-87	3		0-2	0		0-1	0							0	0

Jones, Mark • G • 5-11 • 180 • Jamaica • Bayside

SEASON	GP-S	MIN	FG-A	FG%	3P-A	FT-A	FT%	REB	PF	A	TO	BLK	STL	PTS	AVG
1985-86	28		158-301	.525		48-69	.697		72					364	13
1986-87	25		183-350	.523	6-8	88-117	.752		75					472	18.9
1987-88	26		232-402	.577	5	102-147	.694		82					563	28.2
TOTAL	**74**		**514-949**	**.542**		**220-307**	**.717**		**229**					**1256**	**16.9**

Jost, Todd • C • 6-8 • 220 • Stony Brook • Ward Melville

SEASON	GP-S	MIN	FG-A	FG%	3P-A	FT-A	FT%	REB	PF	A	TO	BLK	STL	PTS	AVG
1988-89	25-22		111-200	.555	4-9	44-89	.494	289						266	10.6
1989-90	25		87-169	.515		43-74	.581	34	59					217	8.4
1990-91	13		25-58	.431	0-0	12-20	.600	75		6		9		64	4.6
1991-92	26-2	381	43-111	.387	0-0	10-26	.385	136	45	20	34	11	8	96	3.7
TOTAL	**88**		**267-541**	**.494**		**105-200**	**.525**	**534**						**643**	**7.3**

Judge, John • C • 6-2 • 190 • Johnson City • Johnson City

SEASON	GP-S	MIN	FG-A	FG%	3P-A	FT-A	FT%	REB	PF	A	TO	BLK	STL	PTS	AVG
1955-56	9		3			2								8	0.9
1956-57	12		10-34	.294		13-25	.520	31	25					33	2.8
1957-58	12		7-29	.241		5-16	.313	41	26					19	1.6
TOTAL	**33**		**20-64**	**.313**		**20-41**	**.490**	**72**	**51**					**60**	**1.8**

Kaba, Daye • F • 6-5 • 180 • Manhattan • Lycee Francais

SEASON	GP-S	MIN	FG-A	FG%	3P-A	FT-A	FT%	REB	PF	A	TO	BLK	STL	PTS	AVG
1994-95	1-0	0	0-1	.000	0-0	1-2	.500	0	2	1	1	3	0	1	1.0
1995-96	24-16	624	121-237	.511	0-2	46-71	.648	140	56	25	48	38	17	288	12.0
1996-97	25-22	770	144-316	.456	1-2	82-113	.726	184	74	21	72	40	28	371	14.8
TOTAL	**50-38**	**1394**	**265-554**	**.478**	**1-4**	**129-186**	**.694**	**324**	**132**	**47**	**121**	**81**	**45**	**660**	**13.2**

Kajander, Jussi • G • 6-1 • 185 • Helsinki, Finland • Makelanrinne

SEASON	GP-S	MIN	FG-A	FG%	3P-A	FT-A	FT%	REB	PF	A	TO	BLK	STL	PTS	AVG
2000-01	28-1	314	11-29	.379	4-30	2-3	.667	35	33	35	35	0	15	28	1.0

Karis, Louie • G • 6-1 • 180 • Brooklyn • Xaverian

SEASON	GP-S	MIN	FG-A	FG%	3P-A	FT-A	FT%	REB	PF	A	TO	BLK	STL	PTS	AVG
2002-03	16-0	49	11-18	.611	6-10	2-2	1.000	6	3	2	2	0	0	30	1.9
2003-04	22-0	117	13-41	.317	11-37	1-2	.500	10	9	5	9	2	4	38	1.3
TOTAL	**38-0**	**166**	**24-59**	**.407**	**17-47**	**3-4**	**.750**	**16**	**12**	**7**	**11**	**2**	**4**	**68**	**1.8**

Kauppila, Gary • G • 5-10 • 150 • Walton • Walton

SEASON	GP-S	MIN	FG-A	FG%	3P-A	FT-A	FT%	REB	PF	A	TO	BLK	STL	PTS	AVG
1989-90	15		6-29	.207		3-4	.750	2	34					20	1.3
1990-91	8		4-15	.267		5-5	1.000							15	1.8--
1991-92	21-0	132	8-18	.445	3-6	5-11	.455	12	13	10	20	0	9	24	1.1
1992-93	28-1	279	15-57	.263	6-29	13-26	.500	44	30	26	31	0	23	49	1.8

Kavana, Larry

SEASON	GP-S	MIN	FG-A	FG%	3P-A	FT-A	FT%	REB	PF	A	TO	BLK	STL	PTS	AVG
1964-65															

Kelly, Darnell • G • 5-8 • 165 • Brooklyn • L.D. Brandeis

SEASON	GP-S	MIN	FG-A	FG%	3P-A	FT-A	FT%	REB	PF	A	TO	BLK	STL	PTS	AVG
1987-88	21		7-21	.333	0	10-12	.833		20					24	1.1

Kenah, Doug • G • 5-10 • 160 • North Babylon • North Babylon

SEASON	GP-S	MIN	FG-A	FG%	3P-A	FT-A	FT%	REB	PF	A	TO	BLK	STL	PTS	AVG
1981-82	18		21-62	.339		10-17	.588							52	2.9
1982-83	7		5-12	.417		5-7	.714	0	8					15	2.1
TOTAL	**25**		**26-74**	**.351**		**15-24**	**.625**							**67**	**2.7**

Keough, John • F • 6-3 • 185 • Vestal • Vestal

SEASON	GP-S	MIN	FG-A	FG%	3P-A	FT-A	FT%	REB	PF	A	TO	BLK	STL	PTS	AVG
1985-86	22		31-68	.456		14-22	.636		14					76	3.4
1986-87	18		11-33	.333	1-3	22-30	.733		17					45	2.5
TOTAL	**34**		**40-91**	**.440**		**32-48**	**.667**		**31**					**113**	**3.3**

Kimball, Patrick

SEASON	GP-S	MIN	FG-A	FG%	3P-A	FT-A	FT%	REB	PF	A	TO	BLK	STL	PTS	AVG
1986-87	22		63-142	.443	18-21	20-27	.740		38					156	7.1
1988-89	25		125-290	.431		45-64	703							40	1.6

Kipp, Kenneth • G • 5-8 • 164 • Binghamton • Binghamton

SEASON	GP-S	MIN	FG-A	FG%	3P-A	FT-A	FT%	REB	PF	A	TO	BLK	STL	PTS	AVG
1950-51															

Kirk, Thomas • C • 6-4 • 175 • Hewlet • Hewlett

SEASON	GP-S	MIN	FG-A	FG%	3P-A	FT-A	FT%	REB	PF	A	TO	BLK	STL	PTS	AVG
1958-59	14		15-76	.197		10-21	.476		56					40	2.9
1959-60	14		28-76	.368		11-26	.423	84	36					67	4.8
1960-61															
1961-62															

Klimovic, Milos • F • 6-7 • 220 • Saravejo, Bosnia • Hillsborough CC (Fla.)

SEASON	GP-S	MIN	FG-A	FG%	3P-A	FT-A	FT%	REB	PF	A	TO	BLK	STL	PTS	AVG
2007-08	17-1	248	25-75	.333	19-61	2-4	.500	24	18	9	6	1	4	71	4.2

Kloostra, Kevin • F • 6-4 • 190 • Chatham, Ontario Chatham McGregor

SEASON	GP-S	MIN	FG-A	FG%	3P-A	FT-A	FT%	REB	PF	A	TO	BLK	STL	PTS	AVG
2003-04	7-0	12	1-7	.143	0-3	3-4	.750	3	0	0	1	0	0	5	0.7

Klysh, Mirone • F • 6-0 • 150 • Johnson City • Johnson City

SEASON	GP-S	MIN	FG-A	FG%	3P-A	FT-A	FT%	REB	PF	A	TO	BLK	STL	PTS	AVG
1952-53			26			17								74	2.8

Kobylarz, Gene • G • 5-8 • 163 • Newark Valley

SEASON	GP-S	MIN	FG-A	FG%	3P-A	FT-A	FT%	REB	PF	A	TO	BLK	STL	PTS	AVG
1948-49														211	10.5
1949-50														246	11.2
1950-51	22		112			83								307	14.0
1951-52			118			79								315	13.7
TOTAL														**1079**	**12.4**

Koenig, Dave • C • 6-8 • 208 • Binghamton • Seton Catholic

SEASON	GP-S	MIN	FG-A	FG%	3P-A	FT-A	FT%	REB	PF	A	TO	BLK	STL	PTS	AVG
1993-94	30		48-93	.516		19-51	.373	118		14				115	3.8
1994-95	19-5	429	72-147	.490	0-0	24-49	.490	114	19	9	29	7	15	168	8.8
1995-96	25-17	669	114-231	.494	0-0	27-54	.500	184	41	27	57	28	23	255	10.2
1996-97	24-15	676	87-195	.446	0-0	41-80	.513	169	49	19	57	13	25	215	9.0
TOTAL	**98**		**321-666**	**.482**		**111-234**	**.474**	**585**		**69**				**753**	**7.7**

Kohm, Shannon • G • 6-2 • 165 • Ithaca • Ithaca

SEASON	GP-S	MIN	FG-A	FG%	3P-A	FT-A	FT%	REB	PF	A	TO	BLK	STL	PTS	AVG
1995-96	18-2	120	12-27	.444	0-1	8-11	.727	22	16	6	10	3	4	32	1.8
1996-97	17-1	98	9-26	.346	0-1	4-10	.400	21	19	4	7	1	2	22	1.3
TOTAL	**35-3**	**218**	**21-53**	**.396**	**0-2**	**12-21**	**.571**	**43**	**35**	**10**	**17**	**4**	**6**	**54**	**1.5**

Kovacevic, Miladin • F • 6-9 • 260 • Belgrade, Serbia • Paul VI (Va.)

SEASON	GP-S	MIN	FG-A	FG%	3P-A	FT-A	FT%	REB	PF	A	TO	BLK	STL	PTS	AVG
2006-07	18-0	168	11-23	.478	0-0	5-15	.333	45	29	0	17	5	2	27	1.5

Kucera, Steve • G • 5-8 • 160 • Binghamton • Binghamton

SEASON	GP-S	MIN	FG-A	FG%	3P-A	FT-A	FT%	REB	PF	A	TO	BLK	STL	PTS	AVG
1956-57	16		33-117	.282		26-45	.578	47	31					92	5.8
1957-58	14		35-129	.271		30-56	.536	50	43					100	7.1
1958-59	15		66-202	.326		21-50	.450		38					153	10.2
1959-60	14		50-154	.325		28-51	.549	37	40					128	9.1
TOTAL	**59**		**184-602**	**.306**		**105-202**	**.520**	**134**	**156**					**473**	**8.0**

Kuzio, Marc • C/F • 6-5 • 188 • Endicott • Union Endicott

SEASON	GP-S	MIN	FG-A	FG%	3P-A	FT-A	FT%	REB	PF	A	TO	BLK	STL	PTS	AVG
1974-75	22	425	77-169	.456		37-59	.627	101	42	21	33			191	8.7
TOTAL	**22**	**425**	**77-169**	**.456**		**37-59**	**.627**	**101**	**42**	**21**	**33**			**191**	**8.7**

Lee, Marvin • G • 6-2 • 210 • Chicago, Ill. • Pratt CC (Kan.)

SEASON	GP-S	MIN	FG-A	FG%	3P-A	FT-A	FT%	REB	PF	A	TO	BLK	STL	PTS	AVG
2006-07	17-4	114	8-29	.276	1-5	9-12	.750	18	23	5	15	0	1	26	1.5

Lee, Michael • G • 6-1 • 170 • Brooklyn • Clara Barton

SEASON	GP-S	MIN	FG-A	FG%	3P-A	FT-A	FT%	REB	PF	A	TO	BLK	STL	PTS	AVG
1991-92	8-8	201	30-75	.400	1-5	13-20	.650	35	14	7	17	1	8	74	9.3
TOTAL	**8-8**	**201**	**30-75**	**.400**	**1-5**	**13-20**	**.650**	**35**	**14**	**7**	**17**	**1**	**8**	**74**	**9.3**

Leney, John • G • 5-10 • 155 • Endicott

SEASON	GP-S	MIN	FG-A	FG%	3P-A	FT-A	FT%	REB	PF	A	TO	BLK	STL	PTS	AVG
1948-49															
1949-50															
1950-51	21		50			45								145	6.9
1951-52			27			31								85	

Levey, Ken • C • 6-5 • 220 • Pearl River • Pearl River

SEASON	GP-S	MIN	FG-A	FG%	3P-A	FT-A	FT%	REB	PF	A	TO	BLK	STL	PTS	AVG
1975-76	11		8-26	.333		0-0	.000		12					16	1.5
1976-77	24		74-157	.471		34-60	.567	25	66					182	7.6
1977-78	24		134-246	.545		49-80	.613		55					317	12.9
TOTAL	**58**		**208-389**	**.535**		**78-131**	**.395**		**133**					**494**	**8.5**

Levine, Charles

SEASON	GP-S	MIN	FG-A	FG%	3P-A	FT-A	FT%	REB	PF	A	TO	BLK	STL	PTS	AVG
1970-71															

Levine, Jack

SEASON	GP-S	MIN	FG-A	FG%	3P-A	FT-A	FT%	REB	PF	A	TO	BLK	STL	PTS	AVG
1965-66	5		1-2	.500		4-4	1.000		2					6	1.2
1966-67															

Levitt

SEASON	GP-S	MIN	FG-A	FG%	3P-A	FT-A	FT%	REB	PF	A	TO	BLK	STL	PTS	AVG
1951-52			1		3									5	

Linnchan, Frank

SEASON	GP-S	MIN	FG-A	FG%	3P-A	FT-A	FT%	REB	PF	A	TO	BLK	STL	PTS	AVG
1970-71															

Linnell, Ralph

SEASON	GP-S	MIN	FG-A	FG%	3P-A	FT-A	FT%	REB	PF	A	TO	BLK	STL	PTS	AVG
1946-47															

Lipman, Ethan • G • 6-0 • New York • Seward Park

SEASON	GP-S	MIN	FG-A	FG%	3P-A	FT-A	FT%	REB	PF	A	TO	BLK	STL	PTS	AVG
1978-79	1		0-0	.000		0-0	.000		0					0	0.0

Lipshutz, Bruce

SEASON	GP-S	MIN	FG-A	FG%	3P-A	FT-A	FT%	REB	PF	A	TO	BLK	STL	PTS	AVG
1970-71															
1971-72															
1972-73															

Logan, John

SEASON	GP-S	MIN	FG-A	FG%	3P-A	FT-A	FT%	REB	PF	A	TO	BLK	STL	PTS	AVG
1948-49															

Lombardi, Mike • G • 6-5 • 185 • Blue Point • Bayport-Bluepoint

SEASON	GP-S	MIN	FG-A	FG%	3P-A	FT-A	FT%	REB	PF	A	TO	BLK	STL	PTS	AVG
1987-88	25		30-77	..390	1	22-26	.846		45					82	3.3
1988-89	24		34-91	.374	1-7	14-23	.609		70					83	3.5
1989-90	4		2-6	.333		2-2	1.000		1					6	1.5
TOTAL	**49**		**63-164**	**.384**		**34-47**	**.723**		**116**					**113**	**2.3**

Longoia, Chris • G • 6-4 • 180 • Peachtree City, Ga. • Wheeler

SEASON	GP-S	MIN	FG-A	FG%	3P-A	FT-A	FT%	REB	PF	A	TO	BLK	STL	PTS	AVG
2011-12	31-15	695	61-182	.335	23-81	56-66	.848	74	65	43	58	4	28	201	6.5

Loomis, Robert • F • 5-11 • 155 • Cortland

SEASON	GP-S	MIN	FG-A	FG%	3P-A	FT-A	FT%	REB	PF	A	TO	BLK	STL	PTS	AVG
1960-61															
1961-62															
1962-63															

Loposky, Joe

SEASON	GP-S	MIN	FG-A	FG%	3P-A	FT-A	FT%	REB	PF	A	TO	BLK	STL	PTS	AVG
1947-48															
1948-49															

Lucas, Darel • G • 6-1 • Wichita, Kan. • Southeast • Redlands CC

SEASON	GP-S	MIN	FG-A	FG%	3P-A	FT-A	FT%	REB	PF	A	TO	BLK	STL	PTS	AVG
2003-04	4-0	46	3-15	.200	0-7	0-2	.000	4	1	2	8	0	1	6	1.5

Ludka, Joseph

SEASON	GP-S	MIN	FG-A	FG%	3P-A	FT-A	FT%	REB	PF	A	TO	BLK	STL	PTS	AVG
1947-48															
1948-49															

Lukusa, Chretien • G • 6-2 • 210 • Toronto, Ont. • Eastern Commerce Collegiate

SEASON	GP-S	MIN	FG-A	FG%	3P-A	FT-A	FT%	REB	PF	A	TO	BLK	STL	PTS	AVG
2007-08	28-19	571	41-104	.394	11-32	28-39	.718	55	62	16	29	1	13	121	4.3
2008-09	27-11	668	43-113	.381	10-33	22-47	.468	91	65	21	33	1	24	118	4.4
2009-10	31-30	1050	79-230	.343	19-81	44-83	.530	147	67	72	72	3	34	221	7.1
2010-11	30-15	776	64-188	.340	16-69	36-58	.621	82	60	61	43	1	21	180	6.0
TOTAL	**116-5**	**3065**	**227-635**	**.357**	**56-215**	**130-227**	**.573**	**375**	**254**	**170**	**177**	**6**	**92**	**640**	**5.5**

MacFarlane, Jim • F • 6-6 • 205 • Clarence • Nichols

SEASON	GP-S	MIN	FG-A	FG%	3P-A	FT-A	FT%	REB	PF	A	TO	BLK	STL	PTS	AVG
1997-98	10-0	37	6-11	.545	0-0	4-7	.571	18	6	0	8	2	0	16	1.6
1998-99	6-0	19	3-8	.375	0-1	4-6	.667	7	2	0	0	1	1	10	1.7
1999-00	14-0	71	12-23	.522	2-6	13-14	.929	17	9	3	11	1	1	39	2.8
2000-01	17-4	109	14-31	.452	5-19	7-9	.778	18	6	7	8	2	2	40	2.4
TOTAL	**47-4**	**236**	**35-73**	**.479**	**7-26**	**28-36**	**.778**	**60**	**23**	**10**	**27**	**6**	**4**	**105**	**2.2**

Madiefsky, Larry • F • 6-4 • 190 • Nesconset • Smithtown East

SEASON	GP-S	MIN	FG-A	FG%	3P-A	FT-A	FT%	REB	PF	A	TO	BLK	STL	PTS	AVG
1974-75	17	254	31-72	.431		33-46	.717		65	28	20	22		100	5.6
1975-76	23		72-170	.426		36-60	.600		37					180	7.8
1976-77	24		95-261	.364		48-70	.686		15	55				238	9.9
1977-78	21		66-179	.369		33-47	.768		40					165	7.7
TOTAL	**84**		**262-633**	**.414**		**150-219**	**.685**		**160**					**667**	**7.9**

Madray, Nick • F • 6-9 • 215 • Mississauga, Ontario • Lewis Secondary

SEASON	GP-S	MIN	FG-A	FG%	3P-A	FT-A	FT%	REB	PF	A	TO	BLK	STL	PTS	AVG
2013-14	21-17	586	76-174	.437	35-92	40-54	.741	78	61	10	34	10	12	227	10.8
2014-15	13-10	286	83-225	.375	14-45	9-10	.900	45	21	4	15	11	3	101	7.8
TOTAL	**34-27**	**872**	**115-278**	**.414**	**49-137**	**49-64**	**.766**	**123**	**82**	**14**	**49**	**21**	**15**	**328**	**9.6**

Mahoney, Dwayne • F • 6-1 • 170 • Central Islip • Pioneer Valley

SEASON	GP-S	MIN	FG-A	FG%	3P-A	FT-A	FT%	REB	PF	A	TO	BLK	STL	PTS	AVG
1983-84	12		9-22	.409		6-9	.667	8	2					24	2.0

Mandyck, Dick • G • 5-11 • 165 • Endicott

SEASON	GP-S	MIN	FG-A	FG%	3P-A	FT-A	FT%	REB	PF	A	TO	BLK	STL	PTS	AVG
1952-53															
1953-54															

Mansell, Robert • G • 6-4 • 190 • Glenside, Pa./Chelten

SEASON	GP-S	MIN	FG-A	FG%	3P-A	FT-A	FT%	REB	PF	A	TO	BLK	STL	PTS	AVG
2010-11	29-4	438	36-112	.321	10-33	30-47	.638	49	32	17	31	4	7	112	3.9
2011-12	28-28	913	126-318	.396	25-82	115-148	.777	92	48	43	75	6	26	392	14.0
2013-14	8-4	125	7-32	.219	2-8	6-12	.500	11	7	2	5	0	2	22	2.8
TOTAL	**65-36**	**1476**	**169-462**	**.366**	**37-123**	**151-207**	**..729**	**152**	**87**	**62**	**111**	**10**	**35**	**526**	**8.1**

Marasigan, Mark • G • 5-10 • 180 • Syracuse • Liverpool

SEASON	GP-S	MIN	FG-A	FG%	3P-A	FT-A	FT%	REB	PF	A	TO	BLK	STL	PTS	AVG
1994-95	7-0	18	4-11	.364	0-1	3-6	.500	7	5	3	5	0	2	11	1.6
1995-96	16-2	136	14-38	.368	8-18	7-10	.700	15	3	11	12	1	3	43	2.7
TOTAL	**23-2**	**154**	**18-49**	**.367**	**8-19**	**10-16**	**.625**	**22**	**8**	**14**	**17**	**1**	**5**	**54**	**2.3**

Margolis, Fred • G • 5-7 • 160 • Brooklyn

SEASON	GP-S	MIN	FG-A	FG%	3P-A	FT-A	FT%	REB	PF	A	TO	BLK	STL	PTS	AVG
1955-56	7		0	.000		0	.000							0	0.0
1956-57	4		1-6	.167		2-4	.500	0	3					4	1.0
1957-58	5		0-1	.000		3-8	.375	4	0					3	0.6
TOTAL	**16**		**1-7**	**.143**		**5-12**	**.417**							**7**	**0.4**

Marion, Bill • F • 6-3 • 198 • Catholic Central

SEASON	GP-S	MIN	FG-A	FG%	3P-A	FT-A	FT%	REB	PF	A	TO	BLK	STL	PTS	AVG
1971-72															
1972-73															
1973-74	24		164-372	.441		44-63	.698	3	62					376	15.6

Marshall, Anthony

SEASON	GP-S	MIN	FG-A	FG%	3P-A	FT-A	FT%	REB	PF	A	TO	BLK	STL	PTS	AVG
1986-87	17		37-110	.336	9-15	6-18	.333		28					89	5.6
TOTAL	**16**		**37-110**	**.336**	**9-15**	**6-18**	**.333**		**28**					**89**	**5.6**

Martin, Gabriel • F • 6-6 • 195 • Junction City, Kan.

SEASON	GP-S	MIN	FG-A	FG%	3P-A	FT-A	FT%	REB	PF	A	TO	BLK	STL	PTS	AVG
2000-01	28-19	683	95-188	.505	22-58	56-68	.824	135	68	55	83	14	34	268	9.6

Martin, Jerry

SEASON	GP-S	MIN	FG-A	FG%	3P-A	FT-A	FT%	REB	PF	A	TO	BLK	STL	PTS	AVG
1956-57	1		0-0	.000		0-0	.000	1	0					0	0.0

Martin, Keith

SEASON	GP-S	MIN	FG-A	FG%	3P-A	FT-A	FT%	REB	PF	A	TO	BLK	STL	PTS	AVG
1963-64															
1964-65															
1965-66	15		62-124	.500		51-84	.607		43					175	11.7

Matros, Will

SEASON	GP-S	MIN	FG-A	FG%	3P-A	FT-A	FT%	REB	PF	A	TO	BLK	STL	PTS	AVG
1963-64															
1964-65															
1965-66															
1966-67															

Matthews, Dean • Binghamton

SEASON	GP-S	MIN	FG-A	FG%	3P-A	FT-A	FT%	REB	PF	A	TO	BLK	STL	PTS	AVG
1985-86	7		11-25	.440		7-10	.700		12					29	4.1

Mayben, Emanuel • G • 6-3 • 180 • Troy • Hudson Valley CC

SEASON	GP-S	MIN	FG-A	FG%	3P-A	FT-A	FT%	REB	PF	A	TO	BLK	STL	PTS	AVG
2008-09	32-27	1061	125-295	.424	45-121	73-105	.695	130	98	149	110	8	35	368	11.5

Mayo, Adam • G • 6-1 • Poughkeepsie

SEASON	GP-S	MIN	FG-A	FG%	3P-A	FT-A	FT%	REB	PF	A	TO	BLK	STL	PTS	AVG
1979-80	5	28	2-10	.200		0-1	.000	1	5	4	3			4	0.8
1980-81	2		0-3	.000		0-0	.000	0						0	0.0
TOTAL	**7**		**2-13**	**.154**		**0-1**	**.000**							**4**	**0.6**

Mays, Essick • F • 6-2 • 172 • New York • Manatee

SEASON	GP-S	MIN	FG-A	FG%	3P-A	FT-A	FT%	REB	PF	A	TO	BLK	STL	PTS	AVG
1974-75	6	28	6-14	.429		1-2	.500	5	2	0	0			13	2.2

McBride, Devon • F • 6-4 • 210 • Richmond, Va. • Lutheran Christian

SEASON	GP-S	MIN	FG-A	FG%	3P-A	FT-A	FT%	REB	PF	A	TO	BLK	STL	PTS	AVG
2007-08	10-1	106	19-38	.500	6-10	8-14	..571	18	15	2	5	0	1	52	5.2

McCulley, Brian • F • 6-6 • 225 • Dale City, Va. • C.D. Hylton

SEASON	GP-S	MIN	FG-A	FG%	3P-A	FT-A	FT%	REB	PF	A	TO	BLK	STL	PTS	AVG
1997-98	27-27	687	144-263	.548	1-6	90-131	.687	211	78	38	54	16	28	379	14.0
1998-99	27-11	555	90-172	.523	4-6	67-105	.638	135	58	36	63	13	25	251	9.3
TOTAL	**54-38**	**1242**	**234-435**	**.538**	**5-12**	**157-236**	**.665**	**346**	**136**	**74**	**117**	**29**	**53**	**630**	**11.7**

McCulloch, Robert

SEASON	GP-S	MIN	FG-A	FG%	3P-A	FT-A	FT%	REB	PF	A	TO	BLK	STL	PTS	AVG
1963-64															

McFadden, Justin • F • 6-5 • 210 • Philadelphia, Pa. • Lower Merion

SEASON	GP-S	MIN	FG-A	FG%	3P-A	FT-A	FT%	REB	PF	A	TO	BLK	STL	PTS	AVG
2014-15	30-23	812	54-140	.386	14-46	83-112	.741	107	96	49	49	15	26	205	6.8
2015-16	29-20	662	34-98	.347	11-43	43-68	.705	109	70	28	45	11	22	122	4.2
2016-17	6-0	54	6-8	.750	2-2	5-7	.714	11	4	7	5	1	0	19	3.2
TOTAL	**65-43**	**1528**	**94-246**	**.382**	**27-91**	**131-180**	**.727**	**227**	**170**	**84**	**99**	**27**	**48**	**346**	**5.3**

McGargile, Dave • G/F • 6-2

SEASON	GP-S	MIN	FG-A	FG%	3P-A	FT-A	FT%	REB	PF	A	TO	BLK	STL	PTS	AVG
1979-80	5	49	8-13	.615	---	6-12	.500	7	7	3	6		2	22	4.4

McGarry, James • G • 6-2 • 160 • Hewlett • Hewlett

SEASON	GP-S	MIN	FG-A	FG%	3P-A	FT-A	FT%	REB	PF	A	TO	BLK	STL	PTS	AVG
1973-74	18		55-133	.413		22-33	.667	1	25					132	7.3

McGoldrick, Dennis • C • 6-8 • 200 • Smithtown • Smithtown East

SEASON	GP-S	MIN	FG-A	FG%	3P-A	FT-A	FT%	REB	PF	A	TO	BLK	STL	PTS	AVG
1991-92	17-0	114	10-29	.345	0-0	12-23	.522	28	14	6	13	6	2	32	1.9
1992-93	28-28	712	58-169	.343	1-2	21-36	.583	153	72	31	42	54	25	138	4.9
1993-94	30		65-161	.404		19-35	.543	144		39		54		164	5.5
TOTAL	**75**		**133-359**	**.370**		**52-94**	**.553**	**325**		**76**		**114**		**334**	**4.5**

McGriff, John • G • 6-0 • 185 • Glenn Dale, Md. • Bishop McNamara

SEASON	GP-S	MIN	FG-A	FG%	3P-A	FT-A	FT%	REB	PF	A	TO	BLK	STL	PTS	AVG
2021-22	25-23	691:56	114-287	.397	20-59	27-40	.675	80	51	66	52	0	21	275	11.0

McIver, Glenn • F • 6-4 • 180 • New York • Power Memorial

SEASON	GP-S	MIN	FG-A	FG%	3P-A	FT-A	FT%	REB	PF	A	TO	BLK	STL	PTS	AVG
1973-74	23		147-324	.454		43-70	.614	4	75					300	14.3
1974-75	23	683	142-300	.473		45-66	.682	190	59	59	84			329	15.0
1975-76	24		114-271	.473		36-66	.545		58					264	11.0
1977-78	9		68-156	.436		35-42	.833		30					171	19.0
TOTAL	**76**		**455-954**	**.477**		**154-236**	**.653**		**219**					**1064**	**14.0**

McLaughlin, Astley • F • 6-5 • 200 • Brooklyn • Erasmus Hall

SEASON	GP-S	MIN	FG-A	FG%	3P-A	FT-A	FT%	REB	PF	A	TO	BLK	STL	PTS	AVG
1975-76	19		56-112	.500		42-61	.688		32					154	8.1
1976-77	24		100-220	.455		48-70	.686	13	58					248	10.8
TOTAL	**41**		**153-278**	**.550**		**89-130**	**.685**		**90**					**395**	**9.6**

McRae, Jordan • F • 6-6 • 200 • Dix Hills, Ny. • Half Hollow Hills East

SEASON	GP-S	MIN	FG-A	FG%	3P-A	FT-A	FT%	REB	PF	A	TO	BLK	STL	PTS	AVG
2015-16	6-0	10	1-2	.500	0-0	0-0	.000	0	1	0	0	0	0	2	0.3
2016-17	15-0	48	4-12	.333	0-0	0-0	.000	8	6	2	2	2	0	8	0.5
2017-18	7-1	30	6-9	.667	0-0	1-1	1.000	3	2	0	1	1	2	13	1.9
Total	**28-1**	**88**	**11-23**	**.478**	**0-0**	**1-1**	**1.000**	**11**	**9**	**2**	**3**	**3**	**2**	**23**	**0.8**

Meade, John • C • 6-3 • 210 • Johnson City

SEASON	GP-S	MIN	FG-A	FG%	3P-A	FT-A	FT%	REB	PF	A	TO	BLK	STL	PTS	AVG
1952-53															
1953-54															
1954-55	18		35-114	.307		33-64	.516							103	5.7
1955-56	7		4			6								14	2.0

Meadow, Lee

SEASON	GP-S	MIN	FG-A	FG%	3P-A	FT-A	FT%	REB	PF	A	TO	BLK	STL	PTS	AVG
1969-70	3		1-4	.250		1-1	1.000	2	0					3	1.0

Meaker, Hal

SEASON	GP-S	MIN	FG-A	FG%	3P-A	FT-A	FT%	REB	PF	A	TO	BLK	STL	PTS	AVG
1952-53			6			12								24	4.0

Meilander, Justin

SEASON	GP-S	MIN	FG-A	FG%	3P-A	FT-A	FT%	REB	PF	A	TO	BLK	STL	PTS	AVG
1970-71															

Merrill, Jeff • F • 6-4 • 200 • Binghamton • Binghamton

SEASON	GP-S	MIN	FG-A	FG%	3P-A	FT-A	FT%	REB	PF	A	TO	BLK	STL	PTS	AVG
1990-91	25		101-177	.571	1-4	31-43	.721	130		13		20		234	9.4
1991-92	26-25	681	128-223	.574	0-0	85-104	.817	158	73	21	34	29	13	341	13.1
1992-93	28-28	863	201-335	.600	0-1	93-124	.750	233	81	26	49	37	30	495	17.7
1993-94	30		211-354	.596		96-135	.711	236		30		40		533	17.7
TOTAL	**109**		**641-1089**	**.589**		**305-406**	**.751**	**757**		**90**				**1603**	**14.7**

Metviner, Perry • F • 6-6 • 225 • Plainview • Plainview

SEASON	GP-S	MIN	FG-A	FG%	3P-A	FT-A	FT%	REB	PF	A	TO	BLK	STL	PTS	AVG
1988-89	22		40-70	.571	0-0	14-25	.560	79	36					94	4.3
1989-90	8		6-16	.375		3-6	.500		7					17	2.1
TOTAL	**30**		**46-86**	**.535**		**17-31**	**.548**		**43**					**121**	**4.0**

Middleton, Michael

SEASON	GP-S	MIN	FG-A	FG%	3P-A	FT-A	FT%	REB	PF	A	TO	BLK	STL	PTS	AVG
1989-90	10		11-38	.289		4-9	.444	1	22					30	3.0

Mihalko, John

SEASON	GP-S	MIN	FG-A	FG%	3P-A	FT-A	FT%	REB	PF	A	TO	BLK	STL	PTS	AVG
1969-70	17		44-153	.288		15-36	.417	77	52					103	6.1
1970-71															

Mills, Brenton • G • 6-3 • 180 • Allen, Texas • Allen

SEASON	GP-S	MIN	FG-A	FG%	3P-A	FT-A	FT%	REB	PF	A	TO	BLK	STL	PTS	AVG
2019-20	29-29	915	100-263	.380	52-149	30-43	.698	106	52	34	30	5	8	282	9.7
2020-21	16-15	515	33-82	.408	33-82	25-34	.735	49	25	30	35	1	9	222	13.9
TOTAL	**45-44**	**1430**	**133-345**	**.386**	**85-231**	**55-77**	**.714**	**155**	**77**	**64**	**65**	**6**	**17**	**504**	**11.2**

Milne, Ian • F • 6-9 • 235 • Winkler, Manitoba • Garden Valley Collegiate

SEASON	GP-S	MIN	FG-A	FG%	3P-A	FT-A	FT%	REB	PF	A	TO	BLK	STL	PTS	AVG
2005-06	22-10	478	57-128	.445	19-53	13-21	.619	86	49	2	19	4	7	146	6.6
2006-07	6-5	129	8-36	.222	0-8	2-2	1.000	12	15	1	6	1	3	18	3.0
TOTAL	**28-15**	**607**	**65-164**	**.396**	**19-61**	**15-23**	**.652**	**98**	**64**	**3**	**25**	**5**	**10**	**164**	**5.9**

Miners, Larry

SEASON	GP-S	MIN	FG-A	FG%	3P-A	FT-A	FT%	REB	PF	A	TO	BLK	STL	PTS	AVG
1969-70	2		0-0			0-1	.000	3	2					0	0.0
1970-71															

Minicucci, Vincent

SEASON	GP-S	MIN	FG-A	FG%	3P-A	FT-A	FT%	REB	PF	A	TO	BLK	STL	PTS	AVG
1946-47															

Mitchell, Gary

SEASON	GP-S	MIN	FG-A	FG%	3P-A	FT-A	FT%	REB	PF	A	TO	BLK	STL	PTS	AVG
1960-61															

Mohney, Kurt • G/F • 6-0 • 155 • Conklin • Susquehanna Valley

SEASON	GP-S	MIN	FG-A	FG%	3P-A	FT-A	FT%	REB	PF	A	TO	BLK	STL	PTS	AVG
1974-75	17	502	105-223	.471		31-41	.757	63	57	56	72			241	14.2
1975-76	24		187-377	.496		74-90	.822		70					453	18.9
TOTAL	**41**		**292-546**	**.535**		**105-130**	**.808**		**127**					**689**	**16.8**

Mollen, Jerry • G • 5-11 • 160 • Binghamton

SEASON	GP-S	MIN	FG-A	FG%	3P-A	FT-A	FT%	REB	PF	A	TO	BLK	STL	PTS	AVG
1971-72															
1972-73															
1973-74	24		35-105	.333		21-33	.636	2	28					91	3.8

Montgomery, Jaan • C • 6-11 • 290 • Waterloo, Ontario Waterloo Collegiate

SEASON	GP-S	MIN	FG-A	FG%	3P-A	FT-A	FT%	REB	PF	A	TO	BLK	STL	PTS	AVG
2005-06	18-0	46	2-5	.400	0-0	0-2	.000	13	9	0	1	2	0	4	0.2
2006-07	26-8	178	10-17	.588	0-0	4-8	.500	30	32	1	13	10	2	24	0.9
2007-08	21-3	140	8-23	.348	0-0	2-11	.182	34	38	2	17	5	2	18	0.9
2008-09	28-9	163	8-22	.364	0-0	3-8	.375	35	42	3	16	3	2	19	0.7
TOTAL	**93-20**	**527**	**28-67**	**.418**	**0-0**	**9-29**	**.310**	**112**	**121**	**6**	**47**	**20**	**6**	**65**	**0.7**

Moquete, Rayner • G•6-1•185•Santo Domingo, D.R. •Our Savior New American

SEASON	GP-S	MIN	FG-A	FG%	3P-A	FT-A	FT%	REB	PF	A	TO	BLK	STL	PTS	AVG
2012-13	16-14	428	48-129	.372	26-73	16-23	.696	41	39	23	24	1	15	138	8.6
2013-14	29-9	593	44-133	.331	25-90	17-31	.548	60	57	16	11	1	18	130	4.5
TOTAL	45-23	1021	92-262	.351	51-163	33-54	.611	101	96	39	35	2	33	268	5.6

Morales, Jesus • G • 6-1 • 155 • New York • Hughes

SEASON	GP-S	MIN	FG-A	FG%	3P-A	FT-A	FT%	REB	PF	A	TO	BLK	STL	PTS	AVG
1975-76	7		6-12	.500		2-2	1.000		4					14	2.0

Morrissey, Paul • G • 5-10 • 170 • Owego • Owego Free Academy

SEASON	GP-S	MIN	FG-A	FG%	3P-A	FT-A	FT%	REB	PF	A	TO	BLK	STL	PTS	AVG
1994-95	21-21	502	40-130	.308	23-68	36-49	.735	29	30	65	41	1	28	139	6.6

Moynihan, William

SEASON	GP-S	MIN	FG-A	FG%	3P-A	FT-A	FT%	REB	PF	A	TO	BLK	STL	PTS	AVG
1960-61															
1961-62															
1962-63															
1963-64															

Muhammed, Fard/G/6-0/180/Windemere, Fla./Montverde Academy

SEASON	GP-S	MIN	FG-A	FG%	3P-A	FT-A	FT%	REB	PF	A	TO	BLK	STL	PTS	AVG
2016-17	27-8	385	53-142	.373	37-96	14-15	.933	35	23	8	15	1	12	157	5.8
2017-18	31-4	628	88-203	.433	64-155	16-35	.640	77	41	33	25	3	18	256	8.3
TOTAL	**58-12**	**1013**	**141-345**	**.409**	**101-251**	**30-50**	**.600**	**112**	**64**	**41**	**40**	**4**	**30**	**413**	**7.1**

Mullins, Matt • G • 6-1 • 170 • Binghamton • Chenango Valley

SEASON	GP-S	MIN	FG-A	FG%	3P-A	FT-A	FT%	REB	PF	A	TO	BLK	STL	PTS	AVG
2008-09	8-0	10	2-5	.400	1-3	2-2	1.000	2	0	1	0	0	0	7	0.9

Murphy, Fred • G • 5-10 • 158 • Binghamton

SEASON	GP-S	MIN	FG-A	FG%	3P-A	FT-A	FT%	REB	PF	A	TO	BLK	STL	PTS	AVG
1954-55	7		13-51	.255		19-25	.760							45	6.4
1955-56	15		68			73								209	12.3
TOTAL	**22**		**81**			**92**								**254**	**11.5**

Murphy, Tom • F • 6-4 • 175 • Bronx • Fordham Prep

SEASON	GP-S	MIN	FG-A	FG%	3P-A	FT-A	FT%	REB	PF	A	TO	BLK	STL	PTS	AVG
1974-75	1	2	0-0	.000		0-0	.000	0	0	0	0			0	0.0
1975-76	1		0-3	.000		0-0	.000		1					0	0.0
TOTAL	**2**		**0-3**	**.000**		**0-0**	**.000**		**1**					**0**	**0.0**

Murray, Ryan • G • 6-1 • 170 • Slingerlands • Christian Bros. Academy

SEASON	GP-S	MIN	FG-A	FG%	3P-A	FT-A	FT%	REB	PF	A	TO	BLK	STL	PTS	AVG
1997-98	16-0	88	9-27	.333	6-13	5-7	.714	16	5	2	6	0	1	29	1.8

Myers, Ron

SEASON	GP-S	MIN	FG-A	FG%	3P-A	FT-A	FT%	REB	PF	A	TO	BLK	STL	PTS	AVG
1995-96	3-0	18	3-8	.375	2-3	1-4	.250	5	3	2	1	0	0	9	3.0

Mynadick, Steven

SEASON	GP-S	MIN	FG-A	FG%	3P-A	FT-A	FT%	REB	PF	A	TO	BLK	STL	PTS	AVG
1954-55	2		0-2	.000	x-x	0-0	.000							0	

Nelson, Brad • F • 6-5 • 250 • Utica • Rome Free Academy

SEASON	GP-S	MIN	FG-A	FG%	3P-A	FT-A	FT%	REB	PF	A	TO	BLK	STL	PTS	AVG
1997-98	27-27	776	190-321	.592	0-0	74-118	.627	303	57	16	82	16	11	454	16.8
1998-99	19-11	348	54-114	.474	0-0	36-45	.800	109	24	11	33	4	3	144	7.6
1999-00	1-0	11	0-0	.000	0-0	2-4	.500	1	2	0	0	0	0	2	2.0
TOTAL	**47-38**	**1135**	**244-435**	**.561**	**0-0**	**112-167**	**.671**	**413**	**83**	**27**	**115**	**20**	**14**	**600**	**12.8**

Neuman, Nick • C • 7-0 • 245 • Stuart, Fl. • St. Edwards

SEASON	GP-S	MIN	FG-A	FG%	3P-A	FT-A	FT%	REB	PF	A	TO	BLK	STL	PTS	AVG
1998-99	23-10	322	58-115	.504	0-0	20-35	.571	102	36	12	32	19	6	136	5.9

Newland, Ronald • G • 5-11 • 180 • Waverly

SEASON	GP-S	MIN	FG-A	FG%	3P-A	FT-A	FT%	REB	PF	A	TO	BLK	STL	PTS	AVG
1957-58	4		6-19	.316		9-13	.692	8	1					21	5.3

Noble, Barney

SEASON	GP-S	MIN	FG-A	FG%	3P-A	FT-A	FT%	REB	PF	A	TO	BLK	STL	PTS	AVG
1966-67															
1967-68	12		18-44	.409		23-26	.885	19	21					59	4.9
1968-69															

Ocitti, Stanley • F • 6-8 • 230 • Cambridge, Ma. • University of Connecticut

SEASON	GP-S	MIN	FG-A	FG%	3P-A	FT-A	FT%	REB	PF	A	TO	BLK	STL	PTS	AVG
2001-02	27-3	364	40-101	.396	13-37	20-30	.667	91	47	17	25	15	8	113	4.2
2002-03	27-1	371	63-146	.432	30-76	6-9	.667	85	40	16	20	18	7	162	6.0
TOTAL	**54-4**	**735**	**103-247**	**.417**	**43-113**	**26-39**	**.667**	**176**	**87**	**33**	**45**	**33**	**15**	**275**	**5.1**

Odero, Albert • F • 6-4 • 190- Oneonta, NY •Oneonta

SEASON	GP-S	MIN	FG-A	FG%	3P-A	FT-A	FT%	REB	PF	A	TO	BLK	STL	PTS	AVG
2017-18	15-1	144	17-50	.340	2-14	15-24	.645	19	18	9	10	3	5	51	3.4
2018-19	8-1	107	19-41	.463	4-11	6-10	.600	18	17	1	9	3	2	48	6.0
TOTAL	**23-2**	**251**	**36-91**	**.401**	**6-25**	**21-34**	**.622**	**37**	**35**	**10**	**19**	**6**	**7**	**99**	**4.7**

Ogundadegbe, Alex • F • 6-8 • 225- Mitchellville, Md •DeMatha Catholic.

SEASON	GP-S	MIN	FG-A	FG%	3P-A	FT-A	FT%	REB	PF	A	TO	BLK	STL	PTS	AVG
2010-11	27-13	289	18-41	.439	0-0	6-8	.750	39	40	7	12	6	8	42	1.6
2011-12	29-14	389	31-78	.397	0-1	7-18	.389	59	55	5	14	4	10	69	2.4
2012-13	26-7	260	21-52	.404	0-0	20-28	.714	46	34	8	11	3	5	62	2.4
2013-14	27-9	307	21-45	.467	0-1	19-31	.613	49	51	11	23	5	13	61	2.3
TOTAL	**109-43**	**1245**	**91-216**	**.421**	**0-2**	**52-85**	**.612**	**193**	**180**	**31**	**60**	**18**	**36**	**234**	**2.1**

O'Keefe, Dennis • G • 5-11 • Binghamton • Binghamton No.

SEASON	GP-S	MIN	FG-A	FG%	3P-A	FT-A	FT%	REB	PF	A	TO	BLK	STL	PTS	AVG
1975-76	18		7-36	.194		12-19	.632		17					26	1.4

Olomo, Giovanni • F • 6-8 • 220 • Yaounde, Cameroon • Rio Grande (N.M.)

SEASON	GP-S	MIN	FG-A	FG%	3P-A	FT-A	FT%	REB	PF	A	TO	BLK	STL	PTS	AVG
2003-04	22-0	90	5-16	.313	0-1	7-9	.778	16	13	1	4	1	4	17	0.8
2005-06	27-11	389	14-27	.519	0-1	5-6	.833	73	66	6	17	9	14	33	1.2
2006-07	27-21	423	13-31	.419	0-1	11-19	.579	92	84	5	13	15	16	37	1.4
2007-08	18-3	187	6-16	.375	0-0	9-15	.600	36	37	4	8	3	6	21	1.2
TOTAL	**94-35**	**1089**	**38-90**	**.422**	**0-3**	**32-49**	**.653**	**217**	**200**	**16**	**42**	**28**	**40**	**108**	**1.1**

Ooms, Joost • C • 6-8 • 235 • Sijbekarspel, Holland • Three Rivers CC

SEASON	GP-S	MIN	FG-A	FG%	3P-A	FT-A	FT%	REB	PF	A	TO	BLK	STL	PTS	AVG
2000-01	28-26	694	95-186	.511	11-31	37-60	.617	161	91	23	62	4	9	238	8.5
2001-02	28-24	550	34-101	.337	2-20	26-37	.703	143	86	30	36	3	14	96	3.4
TOTAL	**56-50**	**1244**	**129-287**	**.449**	**13-51**	**63-97**	**.649**	**304**	**177**	**53**	**98**	**7**	**23**	**334**	**6.0**

Osinski, Kevin • G • 6-4 • 185 • Schenectady • Schalmont

SEASON	GP-S	MIN	FG-A	FG%	3P-A	FT-A	FT%	REB	PF	A	TO	BLK	STL	PTS	AVG
1997-98	27-7	439	56-169	.331	30-102	25-30	.833	57	42	21	33	2	14	167	6.2
1998-99	21-3	246	26-68	.382	9-37	15-19	.789	33	30	13	22	3	8	76	3.6
1999-00	21-1	314	25-78	.321	18-58	14-20	.700	65	38	27	19	5	9	82	3.9
2000-01	17-3	126	14-39	.359	9-25	6-9	.667	33	11	12	9	2	4	43	2.5
TOTAL	**86-14**	**1125**	**121-354**	**.342**	**66-222**	**60-78**	**.769**	**188**	**121**	**73**	**83**	**12**	**35**	**368**	**4.3**

Owens, William

SEASON	GP-S	MIN	FG-A	FG%	3P-A	FT-A	FT%	REB	PF	A	TO	BLK	STL	PTS	AVG
1968-69															
1969-70	17		31-66	.470		35-50	.700	142	24					97	5.7
1970-71															

Pankey, Derek • F • 6-4 • 185 • New York • W.H. Taft

SEASON	GP-S	MIN	FG-A	FG%	3P-A	FT-A	FT%	REB	PF	A	TO	BLK	STL	PTS	AVG
1981-82	11		54-108	.500		30-52	.577							138	12.5
1982-83	8		71-115	.617		15-30	.500	10	22					157	19.6
1983-84	21		163-315	.517		59-106	.557	204	77					385	13.6
TOTAL	**40**		**288-538**	**.535**		**104-188**	**.553**							**680**	**17.0**

Parker, Herb • G • 5-9 • 163 • Painted Post

SEASON	GP-S	MIN	FG-A	FG%	3P-A	FT-A	FT%	REB	PF	A	TO	BLK	STL	PTS	AVG
1957-58	8		1-7	.143		0-3	.000	4	1					2	0.3

Parks, Monty

SEASON	GP-S	MIN	FG-A	FG%	3P-A	FT-A	FT%	REB	PF	A	TO	BLK	STL	PTS	AVG
1985-86	22		59-161	.366		34-49	.694		35					152	7.2

Peña, Preston • G • 5-11 • 175 • Washington Heights • Frederick Douglass Academy

SEASON	GP-S	MIN	FG-A	FG%	3P-A	FT-A	FT%	REB	PF	A	TO	BLK	STL	PTS	AVG
2009-10	4-1	4	0-2	.000	0-1	0-0	.000	3	0	0	0	0	0	0	0.0
2010-11	5-2	15	1-3	.333	0-0	1-1	1.000	3	3	0	1	0	1	3	0.6
TOTAL	**9-3**	**19**	**1-5**	**0.20**	**0-1**	**1-1**	**1.000**	**6**	**3**	**0**	**1**	**0**	**1**	**3**	**0.3**

Perovic, Dusan • F • 6-9 • 230 • Podgorica, Montenegro • South Kent

SEASON	GP-S	MIN	FG-A	FG%	3P-A	FT-A	FT%	REB	PF	A	TO	BLK	STL	PTS	AVG
2014-15	15-9	378	65-147	.442	24-53	18-30	.600	49	40	6	22	2	8	172	11.5
2015-16	30-10	482	57-190	.300	28-93	20-27	.741	70	51	23	25	4	4	162	5.4
2016-17	32-9	401	64-154	.416	23-74	20-34	.588	75	48	14	23	13	5	171	5.3
2017-18	17-1	104	17-34	.500	2-8	8-12	.667	12	18	5	10	1	2	44	2.6
TOTAL	**94-29**	**1365**	**203-525**	**.387**	**77-228**	**66-103**	**.641**	**206**	**154**	**48**	**80**	**20**	**19**	**549**	**6.2**

Petcash, Dan • G • 6-4 • 190 • Pittsburgh, Pa. • Pine-Richland

SEASON	GP-S	MIN	FG-A	FG%	3P-A	FT-A	FT%	REB	PF	A	TO	BLK	STL	PTS	AVG
2019-20	27-2	311	28-58	.483	16-42	12-12	1.000	41	18	12	15	4	6	84	3.1
2020-21	18-16	544	51-121	.421	23-65	20-25	.800	95	40	21	28	9	15	145	8.1
2021-22	21-13	532:22	50-102	.490	20-43	16-18	.889	81	36	20	18	7	16	136	6.5
TOTAL	66-31	1387:22	129-281	.459	59-150	48-55	.873	217	94	53	61	20	37	365	5.5

Peten, Umur • C • 6-9 • 240 • Ankara, Turkey • Middle East Tech. University

SEASON	GP-S	MIN	FG-A	FG%	3P-A	FT-A	FT%	REB	PF	A	TO	BLK	STL	PTS	AVG
2009-10	26-21	368	30-52	.577	5-18	12-17	.706	41	50	7	19	2	7	77	3.0

Peterman, Bill • F • 6-5 • 195 • Carmel • JFK Somers

SEASON	GP-S	MIN	FG-A	FG%	3P-A	FT-A	FT%	REB	PF	A	TO	BLK	STL	PTS	AVG
1979-80	22	189	34-87	.390		8-13	.615	29	27	21	19		6	76	3.5
1980-81	19		11-43	.256		4-7	.571				17			26	1.4
1981-82	17		46-114	.404		28-54	.519							120	7.1
TOTAL	**57**		**89-236**	**.377**		**36-70**	**.514**							**212**	**3.7**

Piazzola, Marty • G • 5-11

SEASON	GP-S	MIN	FG-A	FG%	3P-A	FT-A	FT%	REB	PF	A	TO	BLK	STL	PTS	AVG
1977-78	15		15-38	.395		17-19	.895		24					47	3.4
1978-79	24		43-115	.374		22-35	.629		58					108	4.5
1979-80	24	509	53-163	.325		26-41	.634	19	62	72	49		30	130	5.4
TOTAL	**62**		**111-304**	**.365**		**65-95**	**.684**		**144**					**287**	**4.6**

Picciano, Robert • F • 6-1 • 177 • Endicott

SEASON	GP-S	MIN	FG-A	FG%	3P-A	FT-A	FT%	REB	PF	A	TO	BLK	STL	PTS	AVG
1949-50															
1950-51	21		43			31								117	5.6

Pinder, Reggie • F • 6-4 • 165 • Bronx • Norman Thomas

SEASON	GP-S	MIN	FG-A	FG%	3P-A	FT-A	FT%	REB	PF	A	TO	BLK	STL	PTS	AVG
1985-86	5		7-10	.700		0-2	.000		5					14	2.8

Pohmer, Kevin • G • 6-2 • 170 • Commack • Commack

SEASON	GP-S	MIN	FG-A	FG%	3P-A	FT-A	FT%	REB	PF	A	TO	BLK	STL	PTS	AVG
1995-96	22-9	320	30-88	.341	17-54	2-8	.250	43	30	16	13	2	11	79	3.6
1996-97	25-25	756	78-233	.335	41-146	37-52	.712	82	46	37	31	1	31	234	9.4
TOTAL	**47-34**	**1076**	**108-321**	**.336**	**58-200**	**39-60**	**.650**	**125**	**76**	**53**	**44**	**3**	**42**	**313**	**6.7**

Pollard, Greg • G • 5-9 • 140 • Jamaica • Forest Hills

SEASON	GP-S	MIN	FG-A	FG%	3P-A	FT-A	FT%	REB	PF	A	TO	BLK	STL	PTS	AVG
1982-83	24		89-218	.408		25-42	.595	21	40					203	8.5
1983-84	24		94-217	.433		17-28	.607	53	35					205	8.5
TOTAL	**47**		**178-421**	**.423**		**42-68**	**.618**	**74**	**75**					**398**	**8.5**

Poulina, Calvin • F • 6-8 • 230 • Leiden, Netherlands • Leonardo College

SEASON	GP-S	MIN	FG-A	FG%	3P-A	FT-A	FT%	REB	PF	A	TO	BLK	STL	PTS	AVG
2018-19	18-4	55	9-38	.237	5-29	3-6	.500	13	16	2	9	2	2	26	1.4

Powell, Richard

SEASON	GP-S	MIN	FG-A	FG%	3P-A	FT-A	FT%	REB	PF	A	TO	BLK	STL	PTS	AVG
1946-47															
1947-48															
1948-49															
1949-50															

Pratt, Art

SEASON	GP-S	MIN	FG-A	FG%	3P-A	FT-A	FT%	REB	PF	A	TO	BLK	STL	PTS	AVG
1954-55	6		3-5	.600		0-0	.000							6	1.0

Priolo, Vinny • F • 6-4 • 215 • Bayport • Bayport-Blue Point

SEASON	GP-S	MIN	FG-A	FG%	3P-A	FT-A	FT%	REB	PF	A	TO	BLK	STL	PTS	AVG
1987-88	25		7-23	.304	0	4-6	.667		29					18	0.7

Proctor, Steve • G • 6-4 • 200 • Largo, Md. • Pensacola JC

SEASON	GP-S	MIN	FG-A	FG%	3P-A	FT-A	FT%	REB	PF	A	TO	BLK	STL	PTS	AVG
2005-06	15-0	224	22-60	.367	12-28	16-24	.667	27	20	7	16	1	7	72	4.8
2006-07	27-21	697	103-242	.426	49-128	64-85	.753	87	50	37	45	6	29	319	11.8
TOTAL	**42-21**	**921**	**125-302**	**.414**	**61-156**	**80-109**	**.734**	**114**	**70**	**44**	**61**	**7**	**36**	**391**	**9.3**

Pupko, Richard

SEASON	GP-S	MIN	FG-A	FG%	3P-A	FT-A	FT%	REB	PF	A	TO	BLK	STL	PTS	AVG
1967-68	3		1-1	1.000		0-0	.000	0	0					2	0.7

Pupko, Walter

SEASON	GP-S	MIN	FG-A	FG%	3P-A	FT-A	FT%	REB	PF	A	TO	BLK	STL	PTS	AVG
1967-68	4		2-2	1.000		0-0	.000	0	0					4	1.0

Putman, Chas

SEASON	GP-S	MIN	FG-A	FG%	3P-A	FT-A	FT%	REB	PF	A	TO	BLK	STL	PTS	AVG
1962-63															

Radin, Edwin

SEASON	GP-S	MIN	FG-A	FG%	3P-A	FT-A	FT%	REB	PF	A	TO	BLK	STL	PTS	AVG
1946-47															
1947-48															

Ralling, Javon • F • 6-3 • 190 • Harlem • St. Agnes Boys

SEASON	GP-S	MIN	FG-A	FG%	3P-A	FT-A	FT%	REB	PF	A	TO	BLK	STL	PTS	AVG
2009-10	4-0	2	0-1	.000	0-0	1-2	.500	3	0	0	0	0	0	1	0.3
2010-11	14-0	115	9-23	.391	0-0	7-12	.583	20	13	2	9	0	1	25	1.8
2011-12	29-10	474	44-101	.436	0-0	16-24	.667	68	39	16	29	1	4	104	3.6
2012-13	25-11	438	32-84	.381	0-1	37-65	.569	79	45	11	30	0	5	101	4.0
TOTAL	**72-21**	**1129**	**85-209**	**.407**	**0-1**	**61-103**	**.592**	**170**	**97**	**29**	**68**	**1**	**10**	**231**	**3.2**

Ramsey, Richard • G • 5-10 • 175 • Schenectady

SEASON	GP-S	MIN	FG-A	FG%	3P-A	FT-A	FT%	REB	PF	A	TO	BLK	STL	PTS	AVG
1958-59	11		3-6	.500		0-0	.000		5					6	0.5

Rankey, Derek

SEASON	GP-S	MIN	FG-A	FG%	3P-A	FT-A	FT%	REB	PF	A	TO	BLK	STL	PTS	AVG
1982-83															

Rano, Michael

SEASON	GP-S	MIN	FG-A	FG%	3P-A	FT-A	FT%	REB	PF	A	TO	BLK	STL	PTS	AVG
1948-49															
1949-50															

Ray, Harold

SEASON	GP-S	MIN	FG-A	FG%	3P-A	FT-A	FT%	REB	PF	A	TO	BLK	STL	PTS	AVG
1946-47															

Reed, Jordan • G • 6-4 • 205 • Philadelphia, PA • Wissahickon

SEASON	GP-S	MIN	FG-A	FG%	3P-A	FT-A	FT%	REB	PF	A	TO	BLK	STL	PTS	AVG
2012-13	28-26	987	165-422	.391	7-51	129-194	.665	266	64	40	96	17	27	466	16.6
2013-14	29-25	961	134-324	.414	14-39	165-231	.714	258	87	36	78	23	45	447	15.4
2014-15	5-1	53	6-21	.286	0-2	6-7	857	17	6	2	8	3	5	18	3.6
TOTAL	57-51	1948	299-746	.401	21-90	294-425	.692	524	151	76	174	40	72	913	16.0

Regan, John • F • 6-5 • 175 • Brooklyn • Xavier

SEASON	GP-S	MIN	FG-A	FG%	3P-A	FT-A	FT%	REB	PF	A	TO	BLK	STL	PTS	AVG
1984-85	8		6-13	.462		1-5	.200	7	4					13	1.6
1985-86	11		21-57	.368		7-11	.636		15					49	4.9
1986-87	25		102-238	.429	36-40	27-36	.750		66					271	10.8
1987-88	26		104-246	.423	33-65	61-76	.802	84	73					305	11.7
TOTAL	**62-38**		**215-498**	**.432**		**92-132**	**.697**		**158**					**592**	**9.5**

Reilly, Tom • G • 5-10 • 165 • Commack • St. Anthony's

SEASON	GP-S	MIN	FG-A	FG%	3P-A	FT-A	FT%	REB	PF	A	TO	BLK	STL	PTS	AVG
1981-82	8		22-53	.415		3-11	.273							47	5.9
1982-83	17		18-56	.321		8-9	.889	3	14					44	2.6
TOTAL	**25**		**40-109**	**.367**		**11-20**	**.550**							**91**	**3.6**

Reynolds, Skip • F • 6-0 • 184 •Binghamton

SEASON	GP-S	MIN	FG-A	FG%	3P-A	FT-A	FT%	REB	PF	A	TO	BLK	STL	PTS	AVG
1953-54															
1954-55	18		81-244	.332		42-79	.519							204	11.3
1955-56	16		64			73								201	12.6
1956-57	6		15-65	.231		13-26	.500	32	13					42	7.0

Rice, Chris • G • 6-3 • 195 • Sicklerville, NJ • Triton

SEASON	GP-S	MIN	FG-A	FG%	3P-A	FT-A	FT%	REB	PF	A	TO	BLK	STL	PTS	AVG
2011-12	13-0	38	1-6	.167	1-5	1-3	.333	2	3	2	3	0	0	4	0.3
2012-13	22-0	99	2-15	.133	2-11	6-8	.750	4	9	3	5	0	0	12	0.5
2013-14	11-0	35	1-5	.200	0-2	0-0	.000	0	2	2	5	0	0	2	0.2
TOTAL	**46-0**	**172**	**4-26**	**.154**	**3-18**	**7-11**	**.636**	**6**	**14**	**7**	**13**	**0**	**0**	**18**	**0.4**

Rice, Joel

SEASON	GP-S	MIN	FG-A	FG%	3P-A	FT-A	FT%	REB	PF	A	TO	BLK	STL	PTS	AVG
1971-72															
1972-73															

Rice, Micheal

SEASON	GP-S	MIN	FG-A	FG%	3P-A	FT-A	FT%	REB	PF	A	TO	BLK	STL	PTS	AVG
1964-65															
1965-66	16		36-100	.360		47-76	.618		47					119	7.4
1966-67															

Richards, Magnus • F • 6-7 • 210 • Silver Springs, Md. • Blake

SEASON	GP-S	MIN	FG-A	FG%	3P-A	FT-A	FT%	REB	PF	A	TO	BLK	STL	PTS	AVG
2013-14	29-14	571	33-100	.330	0-0	20-32	.625	99	88	20	51	6	11	86	3.0
2014-15	26-2	258	19-43	.442	0-1	18-32	.563	51	45	5	25	6	8	56	2.2
TOTAL	**55-16**	**829**	**52-143**	**.364**	**0-1**	**38-64**	**.594**	**150**	**133**	**25**	**76**	**12**	**19**	**142**	**2.6**

Richards, Omar • F • 6-8 • 220 • San Diego, Calif. • Horizon Christian

SEASON	GP-S	MIN	FG-A	FG%	3P-A	FT-A	FT%	REB	PF	A	TO	BLK	STL	PTS	AVG
2011-12	27-9	574	57-121	.471	3-6	24-48	.500	102	69	11	45	13	12	141	5.2

Rinaldi, John • G • 6-1 • 190 • Dunmore, Pa. • Dunmore

SEASON	GP-S	MIN	FG-A	FG%	3P-A	FT-A	FT%	REB	PF	A	TO	BLK	STL	PTS	AVG
2013-14	26-0	127	2-4	.500	0-1	3-8	.375	12	26	1	5	1	5	7	0.3
2014-15	19-0	98	2-7	.286	0-0	4-7	.571	13	12	3	3	1	5	8	0.4
2015-16	26-0	177	8-12	.667	0-1	6-9	.667	42	19	12	12	0	9	22	0.8
2016-17	32-2	406	21-46	.456	0-3	9-16	.563	85	57	39	19	1	13	51	1.6
TOTAL	**103-0**	**808**	**33-69**	**.478**	**0-5**	**22-40**	**.550**	**152**	**114**	**55**	**39**	**3**	**32**	**88**	**0.9**

Rivera, D.J. • F • 6-4 • 190 • Philadelphia, Pa. • St. Joseph's University

SEASON	GP-S	MIN	FG-A	FG%	3P-A	FT-A	FT%	REB	PF	A	TO	BLK	STL	PTS	AVG
2008-09	32-30	1134	230-486	.473	47-149	132-208	.635	208	86	34	56	13	57	639	20.0

Robilotto, Joe • G • 5-10 • 155 • Binghamton

SEASON	GP-S	MIN	FG-A	FG%	3P-A	FT-A	FT%	REB	PF	A	TO	BLK	STL	PTS	AVG
1951-52			4			4								12	
1952-53			93			83								269	
1953-54	17		52			62								166	9.8
1954-55															

Robinson, Mike • G • 5-11 • Brooklyn • Bushwick

SEASON	GP-S	MIN	FG-A	FG%	3P-A	FT-A	FT%	REB	PF	A	TO	BLK	STL	PTS	AVG
1976-77	8		3-9	.333		4-5	.800	0	2					10	1.3

Robinson, Matt • F • 6-7 • 200 • Brentwood • Brentwood

SEASON	GP-S	MIN	FG-A	FG%	3P-A	FT-A	FT%	REB	PF	A	TO	BLK	STL	PTS	AVG
1995-96	22-7	281	25-66	.379	4-13	16-26	.615	66	31	13	22	6	12	70	3.5
1996-97	12-0	74	8-30	.267	1-3	9-15	.600	24	10	3	9	2	4	26	2.2
TOTAL	**34-7**	**355**	**33-96**	**.344**	**5-16**	**25-41**	**.610**	**90**	**41**	**16**	**31**	**8**	**16**	**96**	**2.8**

Robinson, Tracy • G/F • 6-2 • 175 • Chemung • Waverly

SEASON	GP-S	MIN	FG-A	FG%	3P-A	FT-A	FT%	REB	PF	A	TO	BLK	STL	PTS	AVG
1983-84	15		12-30	.400		5-9	.556	8	19					29	1.9
1984-85	16		12-29	.414		6-9	.667	8	8					30	1.9
TOTAL	**31**		**24-59**	**.407**		**11-18**	**.611**	**16**	**27**					**59**	**1.9**

Rochon, Rick • G • 6-1 • 150 • Endicott • Union Endicott

SEASON	GP-S	MIN	FG-A	FG%	3P-A	FT-A	FT%	REB	PF	A	TO	BLK	STL	PTS	AVG
1975-76	21		18-43	.419		8-16	.500		19					44	2.1
1976-77	24		57-139	.410		54-74	.730	0	59					168	7.0
1977-78	10		22-44	.500		13-16	.813		7					57	5.8
1978-79	24		56-134	.418		25-40	.625		71					137	5.7
TOTAL	**78**		**151-332**	**.458**		**99-144**	**.688**		**156**					**401**	**5.1**

Rodgers, Robert

SEASON	GP-S	MIN	FG-A	FG%	3P-A	FT-A	FT%	REB	PF	A	TO	BLK	STL	PTS	AVG
1946-47															
1947-48															

Rodriguez, Willie • F • 6-6 • 200 • Orlando, Fla. •East River

SEASON	GP-S	MIN	FG-A	FG%	3P-A	FT-A	FT%	REB	PF	A	TO	BLK	STL	PTS	AVG
2014-15	32-30	1011	137-313	.438	14-64	90-131	.687	175	80	41	87	23	26	378	11.8
2015-16	30-30	945	156-346	.451	22-84	118-154	.766	200	84	39	78	9	32	452	15.1
2016-17	23-20	613	103-207	.498	22-57	47-64	.734	126	46	26	48	14	16	275	12.0
2017-18	31-29	853	115-247	.466	19-69	37-75	.493	153	63	36	49	26	19	286	9.2
TOTAL	**116-109**	**3422**	**511-1113**	**.459**	**77-274**	**292-424**	**.687**	**645**	**273**	**142**	**262**	**72**	**93**	**1391**	**12.1**

Rollison, Peter • G • 6-2 • 157 • Forest Hills

SEASON	GP-S	MIN	FG-A	FG%	3P-A	FT-A	FT%	REB	PF	A	TO	BLK	STL	PTS	AVG
1973-74	16		9-29	.310		8-10	.800	0	14					26	1.6

Rommel, Richard • G • 5-7 • 146 • Endicott

SEASON	GP-S	MIN	FG-A	FG%	3P-A	FT-A	FT%	REB	PF	A	TO	BLK	STL	PTS	AVG
1950-51			12			8								32	
1951-52															

Rose, Timmy • G • 6-1 • 175 • Scranton, Pa. • Scranton Prep

SEASON	GP-S	MIN	FG-A	FG%	3P-A	FT-A	FT%	REB	PF	A	TO	BLK	STL	PTS	AVG
2015-16	30-2	414	36-90	.400	11-41	14-29	.483	42	34	46	29	0	13	97	3.2
2016-17	32-27	844	81-179	.453	26-56	46-64	.719	84	53	116	59	1	28	234	7.3
2017-18	31-11	677	52-121	.430	15-39	23-42	.548	52	39	87	55	3	14	142	4.6
2018-19	31-2	474	41-90	.456	9-24	14-23	.609	26	15	64	31	0	16	105	3.4
TOTAL	**124-42**	**2409**	**210-480**	**.438**	**61-160**	**97-158**	**.614**	**204**	**141**	**313**	**174**	**4**	**71**	**578**	**4.7**

Rosenbloom, Joe

SEASON	GP-S	MIN	FG-A	FG%	3P-A	FT-A	FT%	REB	PF	A	TO	BLK	STL	PTS	AVG
1946-47															

Rosencrance, Bob • C • 6-4 • 150 • Laceyville, Pa.

SEASON	GP-S	MIN	FG-A	FG%	3P-A	FT-A	FT%	REB	PF	A	TO	BLK	STL	PTS	AVG
1957-58	14		45-108	.417		15-31	.484	97	43					105	7.5
TOTAL	**14**		**45-108**	**.417**		**15-31**	**.484**	**97**	**43**					**105**	**7.5**

Roth, Mark • G • 6-0 • Brooklyn • Lincoln

SEASON	GP-S	MIN	FG-A	FG%	3P-A	FT-A	FT%	REB	PF	A	TO	BLK	STL	PTS	AVG
1976-77	20		6-19	.316		4-11	.364	1	15					16	0.8
1977-78	22		7-20	.350		6-18	.333		13					20	0.9
TOTAL	**42**		**13-39**	**.333**		**10-29**	**.345**		**28**					**36**	**0.9**

Rubenzhal, Stan • C • 6-5 • 185 • Endicott

SEASON	GP-S	MIN	FG-A	FG%	3P-A	FT-A	FT%	REB	PF	A	TO	BLK	STL	PTS	AVG
1950-51	9		24			9								57	6.3
1951-52			116			70								302	
TOTAL			**140**			**79**								**359**	

Ryan, John • G • 6-1 • 152 • Shirley • William Floyd

SEASON	GP-S	MIN	FG-A	FG%	3P-A	FT-A	FT%	REB	PF	A	TO	BLK	STL	PTS	AVG
1987-88	10		6-25	.240	6-9	4-4	1.000	1	7					22	2.8

Saber, Edward

SEASON	GP-S	MIN	FG-A	FG%	3P-A	FT-A	FT%	REB	PF	A	TO	BLK	STL	PTS	AVG
1969-70															

Sadoff, Jeremy • G • 6-0 • 180 • Melbourne, Fla. • Central Catholic

SEASON	GP-S	MIN	FG-A	FG%	3P-A	FT-A	FT%	REB	PF	A	TO	BLK	STL	PTS	AVG
1997-98	25-11	524	52-140	.371	20-64	27-38	.711	33	58	55	42	7	23	151	6.0
1998-99	1-0	14	2-6	.333	1-4	0-0	.000	2	0	0	2	0	1	5	5.0
TOTAL	**26-11**	**538**	**54-146**	**.370**	**21-68**	**27-38**	**.711**	**35**	**58**	**55**	**44**	**7**	**24**	**156**	**6.0**

Sadowitz, Peter

SEASON	GP-S	MIN	FG-A	FG%	3P-A	FT-A	FT%	REB	PF	A	TO	BLK	STL	PTS	AVG
1946-47															
1947-48															
1948-49															

Salama, Henry • G/F • 6-2 • 180 • New York • Lincoln

SEASON	GP-S	MIN	FG-A	FG%	3P-A	FT-A	FT%	REB	PF	A	TO	BLK	STL	PTS	AVG
1973-4	**22**		**45-133**	**.338**		**33-47**	**.702**		**54**					**123**	**5.6**
1974-75	19		56-139	.403		45-66	.682		41					157	8.3

Salama, Maurice • G • 6-1 • 175 • Brooklyn • Lincoln

SEASON	GP-S	MIN	FG-A	FG%	3P-A	FT-A	FT%	REB	PF	A	TO	BLK	STL	PTS	AVG
1982-83	22		36-101	.356		26-46	.565	9	43					98	4.5
1983-84	23		68-172	.395		26-51	.510	56	60					158	6.9
1984-85	24		98-195	.503		28-57	.491	42	70					224	9.3
TOTAL	**68**		**200-462**	**.433**		**76-149**	**.510**	**107**	**173**					**466**	**6.9**

Santana, Sal

SEASON	GP-S	MIN	FG-A	FG%	3P-A	FT-A	FT%	REB	PF	A	TO	BLK	STL	PTS	AVG
1998-99															

Saperstein, Marc

SEASON	GP-S	MIN	FG-A	FG%	3P-A	FT-A	FT%	REB	PF	A	TO	BLK	STL	PTS	AVG
1967-68	16		92-226	.407		39-61	.639	102	65					223	1.4
1968-69															

Sarr, Pierre F 6-8 215 Dakar, Senegal Roselle Catholic

SEASON	GP-S	MIN	FG-A	FG%	3P-A	FT-A	FT%	REB	PF	A	TO	BLK	STL	PTS	AVG
2019-20	28-27	712	93-227	.410	25-93	44-60	.733	207	91	27	49	15	29	255	9.1

Scheurer, Kristin • G • 6-0 • 175 • Ithaca • Walton

SEASON	GP-S	MIN	FG-A	FG%	3P-A	FT-A	FT%	REB	PF	A	TO	BLK	STL	PTS	AVG
1988-89	22-7		14-51	.275	2-11	10-14	.714	27	24					44	2.0
1989-90	24		42-101	.416		12-16	.750	7	39					117	4.9
1990-91	25		102-255	.400	57-146	9-14	.643	59		71			45	270	10.8
1991-92	3-0	17	2-6	.333	1-3	0-0	.000	0	1	0	1	0	1	5	1.7
TOTAL	**74**		**160-413**	**.387**		**31-44**	**.705**	**93**						**436**	**5.9**

Schneider, Allan

SEASON	GP-S	MIN	FG-A	FG%	3P-A	FT-A	FT%	REB	PF	A	TO	BLK	STL	PTS	AVG
1956-57	4		0-0	.000		2-5	.400	0	0					2	0.5

Schneider, Barry

SEASON	GP-S	MIN	FG-A	FG%	3P-A	FT-A	FT%	REB	PF	A	TO	BLK	STL	PTS	AVG
1960-61															
1961-62															
1962-63															
1963-64															

Schildhaus, Scott • G • 6-0 • Merrick • Bellmore-JFK

SEASON	GP-S	MIN	FG-A	FG%	3P-A	FT-A	FT%	REB	PF	A	TO	BLK	STL	PTS	AVG
1977-78	5		3-8	.375		2-2	1.000		3					8	1.6
1978-79	9		1-3	.333		4-5	.800		2					6	0.7
TOTAL	**14**		**4-11**	**.364**		**6-7**	**.857**		**5**					**14**	**1.0**

Schultz, Pat • G • 6-0 • 170 • Monroe • Burke Catholic Orange County CC

SEASON	GP-S	MIN	FG-A	FG%	3P-A	FT-A	FT%	REB	PF	A	TO	BLK	STL	PTS	AVG
2003-04	8-0	17	1-3	.333	1-2	5-6	.833	2	0	0	4	0	0	8	1.0

Schuman, Mike • F • 6-6 • 207 • Merrick • Bellmore-JFK

SEASON	GP-S	MIN	FG-A	FG%	3P-A	FT-A	FT%	REB	PF	A	TO	BLK	STL	PTS	AVG
1984-85	24		42-83	.506		18-33	.545	63	56					100	4.2=
1985-86	26-2		124-260	.478		63-112	.563		91					311	11.5
1986-87	25		102-208	.495	0-0	55-102	.545	19	81					258	10.3
TOTAL	**72**		**257-541**	**.475**		**134-241**	**.556**		**228**					**664**	**9.2**

Schurman, John • G/F • 6-6 • 210 • Syracuse • Fayetteville-Manlius

SEASON	GP-S	MIN	FG-A	FG%	3P-A	FT-A	FT%	REB	PF	A	TO	BLK	STL	PTS	AVG
2015-16	24-0	175	16-62	.258	12-58	0-1	.000	22	11	2	3	1	3	44	1.8
2016-17	15-0	101	21-46	.457	13-27	0-4	.000	20	8	3	3	1	1	45	3.0
2017-18	9-1	61	4-17	.235	3-13	1-2	.500	12	3	3	1	0	2	12	1.3
TOTAL	**48-1**	**337**	**41-125**	**.328**	**28-98**	**1-7**	**.143**	**54**	**22**	**8**	**7**	**2**	**6**	**101**	**2.0**

Schussler, Steve • F • 6-3 • 190 • Babylon • Babylon

SEASON	GP-S	MIN	FG-A	FG%	3P-A	FT-A	FT%	REB	PF	A	TO	BLK	STL	PTS	AVG
1981-82															
1982-83	13		25-49	.510		12-17	.706	3	17					62	4.8

Selzer, Lou

SEASON	GP-S	MIN	FG-A	FG%	3P-A	FT-A	FT%	REB	PF	A	TO	BLK	STL	PTS	AVG
1967-68	2		0-2	.000		0-0	.000	2	0					0	0.0

Serko, Jeff • G/F • 6-3 • 188 • Endwell • Maine Endwell

SEASON	GP-S	MIN	FG-A	FG%	3P-A	FT-A	FT%	REB	PF	A	TO	BLK	STL	PTS	AVG
1983-84	14		15-29	.517		10-16	.625	11	20					40	2.9
1984-85	14		4-26	.125		5-11	.455	8	13					13	0.9
TOTAL	**26**		**18-53**	**.340**		**15-27**	**.556**	**19**	**33**					**51**	**2.0**

Sessoms, Sam • G • 6-0 • 188 • Philadelphia, Pa. • The Shipley School

SEASON	GP-S	MIN	FG-A	FG%	3P-A	FT-A	FT%	REB	PF	A	TO	BLK	STL	PTS	AVG
2018-19	33-32	1132	224-500	.448	70-191	70-106	.660	109	71	115	142	2	37	588	17.8
2019-20	29-29	1037	208-501	.415	64-203	83-102	.814	145	76	138	99	3	45	563	19.4
TOTAL	**62-61**	**2169**	**432-1001**	**.432**	**134-394**	**153-208**	**.736**	**254**	**147**	**253**	**241**	**5**	**82**	**1,151**	**18.6**

Seti, Bryan • F • 6-5 • 215 • Hartsdale • Ardsley

SEASON	GP-S	MIN	FG-A	FG%	3P-A	FT-A	FT%	REB	PF	A	TO	BLK	STL	PTS	AVG
1985-86	5		2-3	.667		3-6	.500		3					7	1.4

Sharma, Ravi • G • 6-1 • 155 • Brooklyn • Fort Hamilton

SEASON	GP-S	MIN	FG-A	FG%	3P-A	FT-A	FT%	REB	PF	A	TO	BLK	STL	PTS	AVG
1996-97	8-0	33	2-9	.222	1-3	0-0	.000	3	1	1	0	0	0	5	0.6

Shapiro, Dean

SEASON	GP-S	MIN	FG-A	FG%	3P-A	FT-A	FT%	REB	PF	A	TO	BLK	STL	PTS	AVG
1969-70	10		7-12	.583		1-4	.250	8	9					15	1.5

Shoudy, David • F • 6-4 • 140

SEASON	GP-S	MIN	FG-A	FG%	3P-A	FT-A	FT%	REB	PF	A	TO	BLK	STL	PTS	AVG
1973-74	2		2-4	.500		0-1	.000		2					4	2.0

Show, J.C. • G • 6-3 • 205

SEASON	GP-S	MIN	FG-A	FG%	3P-A	FT-A	FT%	REB	PF	A	TO	BLK	STL	PTS	AVG
2016-17	12-12	346	51-120	.425	24-67	33-40	.825	47	21	21	25	0	7	159	13.3
2017-18	31-30	1005	146-390	.374	76-226	61-70	.871	115	64	60	56	2	39	429	13.8
2018-19	33-33	1096	129-329	.392	86-219	32-38	.842	115	48	37	41	1	33	376	11.4
TOTAL	**76-74**	**2447**	**326-839**	**.389**	**186-512**	**126-148**	**.851**	**277**	**133**	**118**	**122**	**3**	**79**	**964**	**12.7**

Simmel, Mike • G • 5-10 • 160 • Allendale, N.J. • Hun School-Princeton

SEASON	GP-S	MIN	FG-A	FG%	3P-A	FT-A	FT%	REB	PF	A	TO	BLK	STL	PTS	AVG
1997-98	7-0	37	1-5	.200	0-0	1-3	.333	2	0	9	7	0	2	3	0.4

Simandle, Paul • G • 5-9 • 155 • Binghamton

SEASON	GP-S	MIN	FG-A	FG%	3P-A	FT-A	FT%	REB	PF	A	TO	BLK	STL	PTS	AVG
1958-59	10		4-16	.250		4-5	.800		7					12	1.2
1959-60	14		36-99	.364		23-36	.639	22	28					95	6.8
1960-61															
1961-62															

Simmon, William

SEASON	GP-S	MIN	FG-A	FG%	3P-A	FT-A	FT%	REB	PF	A	TO	BLK	STL	PTS	AVG
1948-49															

Sims, Chip • G • 6-0 • 175 • Brooklyn • Lafayette

SEASON	GP-S	MIN	FG-A	FG%	3P-A	FT-A	FT%	REB	PF	A	TO	BLK	STL	PTS	AVG
1994-95	19-2	252	25-72	.347	10-26	18-23	.783	39	20	37	22	0	17	78	4.1
1995-96	25-22	754	75-203	.369	18-54	22-34	.647	87	44	87	62	9	65	190	7.6
TOTAL	**44-24**	**1006**	**100-275**	**.364**	**28-80**	**40-57**	**.702**	**126**	**64 124**	**84**	**9**	**82**	**268**	**6.1**	

Singer, Mitch

SEASON	GP-S	MIN	FG-A	FG%	3P-A	FT-A	FT%	REB	PF	A	TO	BLK	STL	PTS	AVG
1982-83	5		1-2	.500		1-2	.500		6					3	0.6

Sladky, Chuck

SEASON	GP-S	MIN	FG-A	FG%	3P-A	FT-A	FT%	REB	PF	A	TO	BLK	STL	PTS	AVG
1954-55	8		42-96	.437		29-48	.604							113	14.1

Slawta, Thomas

SEASON	GP-S	MIN	FG-A	FG%	3P-A	FT-A	FT%	REB	PF	A	TO	BLK	STL	PTS	AVG
1970-71															

Sleeman, C.

SEASON	GP-S	MIN	FG-A	FG%	3P-A	FT-A	FT%	REB	PF	A	TO	BLK	STL	PTS	AVG
1953-54															

Smith, Matt • G • 5-10 • 180 • East Northport • Northport

SEASON	GP-S	MIN	FG-A	FG%	3P-A	FT-A	FT%	REB	PF	A	TO	BLK	STL	PTS	AVG
2013-14	10-0	36	1-2	.500	0-1	1-1	1.000	0	5	2	0	0	0	3	0.3

Smith, Richard

SEASON	GP-S	MIN	FG-A	FG%	3P-A	FT-A	FT%	REB	PF	A	TO	BLK	STL	PTS	AVG
1967-68	6		3-8	.375		0-1	.000	5	2					6	1.0
1968-69															

Smith, Lee • F • 6-3 • Brooklyn • Jackson

SEASON	GP-S	MIN	FG-A	FG%	3P-A	FT-A	FT%	REB	PF	A	TO	BLK	STL	PTS	AVG
1976-77	5		1-3	.333		3-5	.600	3	4					5	1.0

Smyk, Peter

SEASON	GP-S	MIN	FG-A	FG%	3P-A	FT-A	FT%	REB	PF	A	TO	BLK	STL	PTS	AVG
1948-49															

Sobel, Howard

SEASON	GP-S	MIN	FG-A	FG%	3P-A	FT-A	FT%	REB	PF	A	TO	BLK	STL	PTS	AVG
1968-69															
1969-70	3		2-4	.500		1-2	.500	1	3					5	1.7

Sochor, Ed

SEASON	GP-S	MIN	FG-A	FG%	3P-A	FT-A	FT%	REB	PF	A	TO	BLK	STL	PTS	AVG
1954-55	17		43-125	.344		15-50	.300							101	5.9

Soule, Joe • F • 6-6 • 200 • Binghamton • Wyoming Seminary

SEASON	GP-S	MIN	FG-A	FG%	3P-A	FT-A	FT%	REB	PF	A	TO	BLK	STL	PTS	AVG
1984-85	7		9-23	.391		0-1	.000	11	9					18	2.6

Spetz, Dennis

SEASON	GP-S	MIN	FG-A	FG%	3P-A	FT-A	FT%	REB	PF	A	TO	BLK	STL	PTS	AVG
1956-57	16		26-97	.267		39-76	.513	80	53					91	5.7

Spiro, Nitai • G • 6-3 • 180 • Bloomington, Ill. • University

SEASON	GP-S	MIN	FG-A	FG%	3P-A	FT-A	FT%	REB	PF	A	TO	BLK	STL	PTS	AVG
1996-97	22-12	491	74-182	.407	27-89	30-49	.612	76	39	18	27	2	32	205	9.3
1997-98	27-25	769	162-367	.441	70-180	52-68	.765	106	60	36	62	3	46	446	16.5
1998-99	27-23	626	122-260	.469	52-124	29-40	.725	78	37	30	41	0	47	325	12.0
1999-00	26-26	619	115-255	.451	55-146	38-46	.826	91	55	39	44	1	39	323	12.4
TOTAL	**102-86**	**2505**	**473-1064**	**.445**	**204-539**	**149-203**	**.734**	**351**	**191**	**123**	**174**	**6**	**164**	**1299**	**12.7**

St. Fort, Jeffrey • F • 6-6 • 190 • Miami, Fla. • Monsignor Pace

SEASON	GP-S	MIN	FG-A	FG%	3P-A	FT-A	FT%	REB	PF	A	TO	BLK	STL	PTS	AVG
1999-00	25-23	667	140-276	.507	15-39	65-104	.625	115	49	32	64	15	25	360	14.4
2000-01	28-24	800	131-273	.480	14-40	88-129	.682	124	71	25	71	17	22	364	13.0
2001-02	28-26	861	127-293	.433	13-38	94-139	.676	182	71	23	66	15	15	361	12.9
2002-03	27-26	647	89-216	.412	17-42	55-85	.647	108	42	21	43	8	14	250	9.3
TOTAL	**108-99**	**2975**	**487-1058**	**.460**	**59-159**	**302-457**	**.661**	**529**	**233**	**101**	**244**	**55**	**76**	**1335**	**12.4**

Stanish, Peter • G • 6-2 • Albany CBA

SEASON	GP-S	MIN	FG-A	FG%	3P-A	FT-A	FT%	REB	PF	A	TO	BLK	STL	PTS	AVG
1977-78	18		60-122	.491		24-31	.774		24					144	8

Stein, Robert

SEASON	GP-S	MIN	FG-A	FG%	3P-A	FT-A	FT%	REB	PF	A	TO	BLK	STL	PTS	AVG
1970-71															
1971-72															

Stewart, Caleb • F • 6-9 • 195 • Glenville • Mekeel Christian Academy

SEASON	GP-S	MIN	FG-A	FG%	3P-A	FT-A	FT%	REB	PF	A	TO	BLK	STL	PTS	AVG
2017-18	25-2	235	27-69	.391	15-41	9-17	.529	37	17	9	17	13	7	78	3.1
2018-19	33-32	1041	135-323	.418	65-182	53-69	.768	230	63	26	44	57	24	388	11.8
TOTAL	58-34	1276	162-392	.413	80-223	62-86	.721	267	80	35	61	70	31	466	8.0

Stewart, Tyler• G/F • 6-7 • 180 • Silver Spring, Md. • St. Andrews Episcopal

SEASON	GP-S	MIN	FG-A	FG%	3P-A	FT-A	FT%	REB	PF	A	TO	BLK	STL	PTS	AVG
2017-18	24/8	349	51-120	.425	13-39	21-32	.656	51	40	14	25	8	12	136	5.7
2018-19	5-0	53	9-28	.321	3-11	6-7	.857	10	2	0	5	4	1	27	5.4

Stifflard, Lawrence

SEASON	GP-S	MIN	FG-A	FG%	3P-A	FT-A	FT%	REB	PF	A	TO	BLK	STL	PTS	AVG
1946-47															

Stulir, Joseph

SEASON	GP-S	MIN	FG-A	FG%	3P-A	FT-A	FT%	REB	PF	A	TO	BLK	STL	PTS	AVG
1948-49															

Sullivan, Thomas

SEASON	GP-S	MIN	FG-A	FG%	3P-A	FT-A	FT%	REB	PF	A	TO	BLK	STL	PTS	AVG
1948-49															

Sullivan, William

SEASON	GP-S	MIN	FG-A	FG%	3P-A	FT-A	FT%	REB	PF	A	TO	BLK	STL	PTS	AVG
1954-55	7		3-11	.273		0-0	.000							6	0.9

Summers, Doug

SEASON	GP-S	MIN	FG-A	FG%	3P-A	FT-A	FT%	REB	PF	A	TO	BLK	STL	PTS	AVG
1968-69															

Sutton, Kyrie • C • 6-9 • 240 • Brooklyn • Boys and Girls HS

SEASON	GP-S	MIN	FG-A	FG%	3P-A	FT-A	FT%	REB	PF	A	TO	BLK	STL	PTS	AVG
2008-09	28-15	327	17-48	.354	0-0	10-25	.400	74	55	5	12	33	2	44	1.6
2009-10	27-5	396	77-129	.597	0-0	14-36	.386	85	51	5	37	24	7	168	6.2
2010-11	29-11	529	74-152	.487	0-1	38-58	.655	120	49	12	29	27	6	186	6.4
TOTAL	**84-31**	**723**	**168-329**	**.511**	**0-1**	**62-119**	**.521**	**279**	**155**	**22**	**78**	**84**	**15**	**398**	**4.7**

Sylvester, Peter • F • 6-6 • 190 • Brooklyn • Xaverian

SEASON	GP-S	MIN	FG-A	FG%	3P-A	FT-A	FT%	REB	PF	A	TO	BLK	STL	PTS	AVG
1987-88	5		6-9	.667	0-0	0-2	.000	5	5					12	2.4

Talley, Dylan • G • 6-5 • 215 • Burlington, NJ • Life Center Academy HS

SEASON	GP-S	MIN	FG-A	FG%	3P-A	FT-A	FT%	REB	PF	A	TO	BLK	STL	PTS	AVG
2009-10	26-14	761	109-274	.398	28-93	61-88	.693	97	48	55	71	9	16	307	11.8

Telford, Sherwin • G • 6-2 • 175 • Brooklyn • Clara Barton

SEASON	GP-S	MIN	FG-A	FG%	3P-A	FT-A	FT%	REB	PF	A	TO	BLK	STL	PTS	AVG
1991-92	26-26	881	163-323	.505	27-58	151-199	.759	172	35	64	65	6	32	504	19.4
1992-93	27-27	911	210-385	.545	26-72	133-180	.739	152	41	68	75	7	52	579	21.4
1993-94	30		46-104	.442		150-196	.765	171		70			51	602	20.1
TOTAL	**83**		**419-812**	**.516**		**434-575**	**.755**	**495**		**202**			**135**	**1685**	**20.3**

Terry, Phil • F • 6-3 • 180 • Freeport • St. Agnes Cathedral

SEASON	GP-S	MIN	FG-A	FG%	3P-A	FT-A	FT%	REB	PF	A	TO	BLK	STL	PTS	AVG
1980-81	12		12-28	.429		0-0	.000		4					24	2.0
1981-82	13		31-66	.470		0-3	.000							62	4.8
TOTAL	**24**		**43-93**	**.462**		**0-3**	**.000**		**4**					**84**	**3.5**

Tetter, Greg • G • 5-10 • Tonawanda • Ken East

SEASON	GP-S	MIN	FG-A	FG%	3P-A	FT-A	FT%	REB	PF	A	TO	BLK	STL	PTS	AVG
1978-79	14		11-28	.393		0-0	.000		4					22	1.6
1979-80	3		2-6	.333		0-0	.000		2					4	1.0
TOTAL	**18**		**13-34**	**.382**		**0-0**	**.000**		**6**					**26**	**1.4**

Thomas, Roland • F • 6-0 • 165 • Binghamton

SEASON	GP-S	MIN	FG-A	FG%	3P-A	FT-A	FT%	REB	PF	A	TO	BLK	STL	PTS	AVG
1954-55	8		3-4	.750		4-6	.667							10	1.3
1955-56	8		8			3								19	2.4
1956-57	5		3-11	.273		3-7	.429	8	7					9	1.8
TOTAL	**21**		**14**			**10**								**38**	**1.8**

Thompson, Bob • G • 6-1 • 175 • Mount Morris

SEASON	GP-S	MIN	FG-A	FG%	3P-A	FT-A	FT%	REB	PF	A	TO	BLK	STL	PTS	AVG
1955-56	17		29			45								103	6.1
1956-57	16		64-183	.350		89-130	.685	133	42					217	13.6
1957-58	5		13-42	.310		16-23	.696	45	18					42	8.4
1958-59	10		12-38	.316		10-20	.500	11						34	3.4
TOTAL	**48**		**118**			**160**								**396**	**8.3**

Thoubboran, Brad • F • 6-3 • 175 • E. Northport • Northport

SEASON	GP-S	MIN	FG-A	FG%	3P-A	FT-A	FT%	REB	PF	A	TO	BLK	STL	PTS	AVG
1981-82	21		34-83	.410		21-44	.477							89	4.2
1982-83	20		31-79	.392		20-42	.476	8	37					82	4.1
TOTAL	**37**		**47-132**	**.356**		**46-88**	**.523**							**140**	**3.8**

Tilles, Micheal

SEASON	GP-S	MIN	FG-A	FG%	3P-A	FT-A	FT%	REB	PF	A	TO	BLK	STL	PTS	AVG
1961-62															
1962-63															
1963-64															
1964-65															

Tillow, Walt • G • 5-11 • 150 • New York

SEASON	GP-S	MIN	FG-A	FG%	3P-A	FT-A	FT%	REB	PF	A	TO	BLK	STL	PTS	AVG
1957-58	5		0-2	.000		0-0		7	2					0	0.0

Tinsley, George •G/ F • 6-6 • 200 • Clarks Summit, Pa. • Abington Heights

SEASON	GP-S	MIN	FG-A	FG%	3P-A	FT-A	FT%	REB	PF	A	TO	BLK	STL	PTS	AVG
2019-20	28-28	1075	116-285	.407	54-166	40-56	.714	207	65	50	48	31	30	326	11.6
2020-21	18-18	587	61-150	.407	15-57	16-29	.552	118	40	41	28	7	13	153	8.5
2021-22	28-10	488:12	49-105	.467	13-43	16-24	.667	100	13	26	19	4	13	127	4.5
TOTAL	**74-56**	**2150:12**	**226-540**	**.418**	**82-266**	**72-109**	**.660**	**425**	**118**	**117**	**95**	**42**	**56**	**606**	**8.2**

Todd, Robert • F • 6-6 • 220 • Titusville, Fla. • Astronaut • Air Force

SEASON	GP-S	MIN	FG-A	FG%	3P-A	FT-A	FT%	REB	PF	A	TO	BLK	STL	PTS	AVG
2003-04	17-3	171	7-28	.250	3-17	4-4	1.000	21	8	13	14	4	5	21	1.2

Toomer, Ray • G • 6-4 • 230 • Manhattan • York Prep

SEASON	GP-S	MIN	FG-A	FG%	3P-A	FT-A	FT%	REB	PF	A	TO	BLK	STL	PTS	AVG
1996-97	25-23	621	108-293	.369	43-133	39-58	.672	180	78	31	62	8	20	298	11.9

Trifunovic, Lazar • F • 6-8 • 230 • Belgrade, Serbia Secondary Railway Technical School

SEASON	GP-S	MIN	FG-A	FG%	3P-A	FT-A	FT%	REB	PF	A	TO	BLK	STL	PTS	AVG
2006-07	29-24	831	126-255	.494	0-1	63-97	.649	188	73	39	78	2	12	315	10.9
2007-08	28-28	860	159-343	.464	0-0	73-105	.695	200	52	59	89	7	18	391	14.0
TOTAL	**57-52**	**1691**	**285-598**	**.477**	**0-1**	**136-202**	**.673**	**388**	**125**	**98**	**167**	**9**	**30**	**706**	**12.4**

Turan, Edward

SEASON	GP-S	MIN	FG-A	FG%	3P-A	FT-A	FT%	REB	PF	A	TO	BLK	STL	PTS	AVG
1965-66	6		1-7	.143		1-5	.200		5					3	0.5
1966-67															

Ukeagu, Ezenwa • C • 6-8 • 230 • Coral Springs, Fla. • Coral Springs

SEASON	GP-S	MIN	FG-A	FG%	3P-A	FT-A	FT%	REB	PF	A	TO	BLK	STL	PTS	AVG
1999-00	26-23	645	85-162	.525	0-0	42-96	.438	180	63	22	49	27	21	212	8.2

Ulrich, Richard

SEASON	GP-S	MIN	FG-A	FG%	3P-A	FT-A	FT%	REB	PF	A	TO	BLK	STL	PTS	AVG
1959-60															

VanAmburgh, Donald • F • 6-2 • 161 • Port Crane

SEASON	GP-S	MIN	FG-A	FG%	3P-A	FT-A	FT%	REB	PF	A	TO	BLK	STL	PTS	AVG
1950-51	14		8			8								24	1.7
1951-52															

Verkey, Andrew • G • 6-2 • 205 • Seneca Falls • Mynderse Academy

SEASON	GP-S	MIN	FG-A	FG%	3P-A	FT-A	FT%	REB	PF	A	TO	BLK	STL	PTS	AVG
1997-98	27-2	335	36-77	.468	5-22	11-26	.423	66	19	4	17	6	9	88	3.3
1998-99	26-1	328	38-109	.349	20-64	25-31	.806	37	21	13	20	1	15	121	4.7
1999-00	26-9	577	69-149	.463	33-85	19-34	.559	103	30	33	29	1	28	190	7.3
2000-01	28-7	304	27-80	.338	21-66	7-10	.700	38	13	33	22	1	8	82	2.9
TOTAL	**107-19**	**1544**	**170-415**	**.410**	**79-237**	**62-101**	**.614**	**244**	**83**	**83**	**88**	**9**	**60**	**481**	**4.5**

Vetrano, Anthony

SEASON	GP-S	MIN	FG-A	FG%	3P-A	FT-A	FT%	REB	PF	A	TO	BLK	STL	PTS	AVG
1952-53															
1953-54															

Villhaurer, Phillip

SEASON	GP-S	MIN	FG-A	FG%	3P-A	FT-A	FT%	REB	PF	A	TO	BLK	STL	PTS	AVG
1986-87	11		4-13	.308	0-0	4-9	.444		6					12	1.0

Vogel, Robert

SEASON	GP-S	MIN	FG-A	FG%	3P-A	FT-A	FT%	REB	PF	A	TO	BLK	STL	PTS	AVG
1963-34															
1964-65															
1965-66	16		15-49	.306		16-23	.696		21					46	2.9

Walker, Romello • G • 6-6• 195 •Ft. Lauderdale, Fla.• Dillard

SEASON	GP-S	MIN	FG-A	FG%	3P-A	FT-A	FT%	REB	PF	A	TO	BLK	STL	PTS	AVG
2014-15	32-31	986	100-281	.356	22-84	53-94	.564	147	64	31	63	7	30	275	8.6
2015-16	7-2	127	11-42	.262	4-21	8-11	.727	22	11	7	12	3	1	34	4.9
TOTAL	**39-33**	**1113**	**111-323**	**.344**	**26-105**	**61-105**	**.581**	**169**	**75**	**38**	**75**	**10**	**31**	**309**	**7.9**

Waller, Karon • G • 6-4 • 195 • Camden, N. J. • Collingswood

SEASON	GP-S	MIN	FG-A	FG%	3P-A	FT-A	FT%	REB	PF	A	TO	BLK	STL	PTS	AVG
2012-13	24-2	255	14-55	.255	3-20	17-28	.607	45	15	11	27	0	6	48	2.0
2014-15	23-0	185	10-33	.303	4-18	5-9	.556	31	45	5	25	6	8	56	2.2
TOTAL	47-2	440	24-88	.273	7-38	22-37	.595	76	60	16	52	6	14	104	2.2

Walling, William

SEASON	GP-S	MIN	FG-A	FG%	3P-A	FT-A	FT%	REB	PF	A	TO	BLK	STL	PTS	AVG
1947-48															
1948-49															

Washington, Kyle • F • 6-5 • 190 • Miramar, Fla. • Miami Norland

SEASON	GP-S	MIN	FG-A	FG%	3P-A	FT-A	FT%	REB	PF	A	TO	BLK	STL	PTS	AVG
1998-99	22-8	365	42-111	.378	10-39	32-40	.800	49	35	17	45	2	15	126	5.7
1999-00	25-0	301	16-47	.340	2-12	17-30	.567	39	31	42	47	4	16	51	2.0
2000-01	27-2	159	20-52	.385	10-26	8-9	.889	20	17	12	11	0	5	58	2.1
2001-02	16-1	68	4-10	.400	2-6	2-3	.667	8	12	2	8	0	2	12	0.8
TOTAL	**90-11**	**893**	**82-220**	**.373**	**24-83**	**59-82**	**.720**	**116**	**95**	**73**	**111**	**6**	**38**	**247**	**2.7**

Watson, Brett • G • 6-0 • 180 • Wichita, Kan. • Andover • Univ. of Conn.

SEASON	GP-S	MIN	FG-A	FG%	3P-A	FT-A	FT%	REB	PF	A	TO	BLK	STL	PTS	AVG
2001-02	28-17	548	37-108	.343	21-61	19-34	.559	31	38	56	37	0	23	114	4.1
2002-03	21-0	161	9-27	.333	5-21	8-12	.667	12	12	16	7	0	3	31	1.5
2003-04	27-2	201	8-36	.222	3-18	5-13	.385	12	21	14	16	0	11	24	0.9
TOTAL	**76-19**	**910**	**54-171**	**.316**	**29-100**	**32-59**	**.542**	**55**	**71**	**86**	**60**	**0**	**37**	**169**	**2.2**

Watson, Sean • F • 6-5 • 185 • Brooklyn • Sheepshead Bay • Howard JC

SEASON	GP-S	MIN	FG-A	FG%	3P-A	FT-A	FT%	REB	PF	A	TO	BLK	STL	PTS	AVG
2008-09	2-2	54	4-17	.235	0-5	4-8	.500	8	3	0	2	0	4	12	6.0

Weisberg, Phillip

SEASON	GP-S	MIN	FG-A	FG%	3P-A	FT-A	FT%	REB	PF	A	TO	BLK	STL	PTS	AVG
1961-62															
1962-63															
1963-64															

Weismann, Rick • G • 5-11 • 155 • Jericho • Jericho

SEASON	GP-S	MIN	FG-A	FG%	3P-A	FT-A	FT%	REB	PF	A	TO	BLK	STL	PTS	AVG
1981-82	14		9-24	.375		5-14	.357							23	1.6

Wertz, Andrew

SEASON	GP-S	MIN	FG-A	FG%	3P-A	FT-A	FT%	REB	PF	A	TO	BLK	STL	PTS	AVG
1982-83	3		0-0	0	0-0	1-2	.500							1	.333

White, Earle • F • 5-11 • 160 • Liberty

SEASON	GP-S	MIN	FG-A	FG%	3P-A	FT-A	FT%	REB	PF	A	TO	BLK	STL	PTS	AVG
1952-53			79			46								204	
1953-54															

White, Joe • F • 6-8 • 205 • Winsted, Conn. • Gilbert

SEASON	GP-S	MIN	FG-A	FG%	3P-A	FT-A	FT%	REB	PF	A	TO	BLK	STL	PTS	AVG
2000-01	26-0	204	18-36	.500	0-0	12-17	.706	57	23	9	23	13	8	48	1.8
2002-03	20-0	143	17-41	.415	3-8	5-9	.556	36	21	9	7	5	4	42	2.1
2003-04	28-0	289	31-70	.443	6-23	8-10	.800	67	22	10	13	9	4	76	2.7
2004-05	22-2	227	19-58	.328	9-26	16-18	.889	41	20	9	8	2	9	63	2.9
TOTAL	**96-2**	**836**	**850-205**	**.415**	**18-57**	**41-54**	**.759**	**201**	**86**	**37**	**51**	**29**	**25**	**229**	**2.4**

White, Sean

SEASON	GP-S	MIN	FG-A	FG%	3P-A	FT-A	FT%	REB	PF	A	TO	BLK	STL	PTS	AVG
1989-90	7		4-17	.235		2-5	.400							11	1.6
1990-91	4		2-8	.250		2-2	1.000							7	1.8

White, Taveion • F • 6-8 • 220 • Prosper, Tx. • Prosper

SEASON	GP-S	MIN	FG-A	FG%	3P-A	FT-A	FT%	REB	PF	A	TO	BLK	STL	PTS	AVG
2021-22	28-8	396:02	26-53	.491	0-0	12-41	.293	79	66	10	13	19	10	64	2.3

Whitestone, Carl

SEASON	GP-S	MIN	FG-A	FG%	3P-A	FT-A	FT%	REB	PF	A	TO	BLK	STL	PTS	AVG
1953-54															

Wiggins, Karl • C • 6-6 • Port Chester

SEASON	GP-S	MIN	FG-A	FG%	3P-A	FT-A	FT%	REB	PF	A	TO	BLK	STL	PTS	AVG
1979-80	21		29-66	.439		8-19	.421	0	35					66	3.1
1980-81	24		34-76	.447		7-10	.700		52					75	3.1
TOTAL	**45**		**63-132**	**.477**		**15-29**	**.517**		**87**					**141**	**3.1**

Wilcox, Chris • G • 6-2 • 175 • Ithaca • Ithaca

SEASON	GP-S	MIN	FG-A	FG%	3P-A	FT-A	FT%	REB	PF	A	TO	BLK	STL	PTS	AVG
1991-92	9-0	32	3-10	.300	3-6	8-12	.667	6	2	2	0	0	1	17	1.9
1992-93	24-0	146	9-39	.231	5-21	4-7	.571	24	13	4	15	0	5	27	1.1
1993-94	24		13-35	.371		6-24	.250	21		12				38	1.6
1994-95	23-3	145	22-52	.423	7-23	1-2	.500	24	14	9	17	0	6	52	2.3
TOTAL	**80**		**47-116**	**.405**		**19-45**	**.422**	**75**		**27**				**134**	**1.7**

Wilder, James

SEASON	GP-S	MIN	FG-A	FG%	3P-A	FT-A	FT%	REB	PF	A	TO	BLK	STL	PTS	AVG
1959-60															

Wilensky, Neil

SEASON	GP-S	MIN	FG-A	FG%	3P-A	FT-A	FT%	REB	PF	A	TO	BLK	STL	PTS	AVG
1963-64															
1964-65															
1965-66	16		59-175	.337		35-53	.660		47					153	9.6
1966-67															

Wiliams, Billy • F • 6-3 • 200 • Milwaukee, Wis. • Bay View • Colby CC

SEASON	GP-S	MIN	FG-A	FG%	3P-A	FT-A	FT%	REB	PF	A	TO	BLK	STL	PTS	AVG
2002-03	27-5	455	29-74	.392	10-30	17-34	.500	76	53	36	42	2	23	85	3.1
2003-04	30-27	738	49-130	.377	27-74	22-43	.512	93	65	63	64	1	38	147	4.9
2004-05	24-17	454	38-84	.452	15-36	12-22	.545	92	53	41	38	1	24	103	4.3
TOTAL	**81-49**	**1647**	**116-288**	**.402**	**52-140**	**51-99**	**.515**	**231**	**171**	**140**	**14**	**44**	**85**	**335**	**4.1**

Williams, Jabrille • F • 6-6 • 190 • King/ South Kent • Stamford, Conn.

SEASON	GP-S	MIN	FG-A	FG%	3P-A	FT-A	FT%	REB	PF	A	TO	BLK	STL	PTS	AVG
2011-12	23-3	318	24-45	.533	7-10	6-11	.545	49	27	6	14	7	6	61	2.7
2012-13	25-2	186	11-27	.407	1-10	0-0	.000	21	19	2	11	4	2	23	0.9
2013-14	11-0	38	0-4	.000	0-0	0-0	.000	8	3	1	1	0	1	0	0.0
2014-15	10-1	47	4-10	.400	0-1	4-7	.000	10	8	0	2	0	1	8	0.8
TOTAL	**59-5**	**542**	**35-76**	**.460**	**8-20**	**6-11**	**.545**	**78**	**49**	**9**	**26**	**11**	**9**	**84**	**1.4**

Willis, Yarden • C • 7-0 • 240 • Roswell, Ga.• The Weber School

SEASON	GP-S	MIN	FG-A	FG%	3P-A	FT-A	FT%	REB	PF	A	TO	BLK	STL	PTS	AVG
2019-20	25-6	289	25-53	.472	0-0	13-23	.565	44	50	9	20	15	2	63	2.5
2020-21	7-0	36	0-1	.000	0-0	6-6	1.000	4	10	1	3	1	1	8	1.1
2021-22	24-4	183:51	25-45	.556	0-0	8-12	.667	38	29	5	16	5	2	58	2.4
TOTAL	**56-10**	**508:51**	**50-99**	**.505**	**0-0**	**27-41**	**.659**	**86**	**89**	**15**	**39**	**21**	**5**	**129**	**2.3**

Winker, Mark

SEASON	GP-S	MIN	FG-A	FG%	3P-A	FT-A	FT%	REB	PF	A	TO	BLK	STL	PTS	AVG
1992-93	1-0	1	1-1	1.000	0-0	0-0	0.000	0	1	0	0	0	0	2	2.0

Winkler, Barry

SEASON	GP-S	MIN	FG-A	FG%	3P-A	FT-A	FT%	REB	PF	A	TO	BLK	STL	PTS	AVG
1961-62	9													10	1.1
1962-63	16													48	3.0
1963-64	15													180	12.0
1964-65	16													216	13.5
TOTAL	**56**													**454**	**8.1**

Wohl, Dani • G • 6-0 • 185 • Detroit, Mich. • West Bloomfield

SEASON	GP-S	MIN	FG-A	FG%	3P-A	FT-A	FT%	REB	PF	A	TO	BLK	STL	PTS	AVG
2001-02	18-0	61	1-10	.100	0-1	7-9	.778	5	8	3	6	0	1	9	0.5

Wojcio, John

SEASON	GP-S	MIN	FG-A	FG%	3P-A	FT-A	FT%	REB	PF	A	TO	BLK	STL	PTS	AVG
1962-63															
1963-64															
1964-65															
1965-66	16		84-200	.420		46-67	.687			51				214	13.4

Wright, Dave • G • 6-2 • 175 • Los Angeles, Calif. • Buckley

SEASON	GP-S	MIN	FG-A	FG%	3P-A	FT-A	FT%	REB	PF	A	TO	BLK	STL	PTS	AVG
1982-83	14		56-109	.513		11-16	.686							123	8.8
1983-84														64	

Wright, Greer • F • 6-7 • 215 • Boynton Beach, Fla. • Boca Raton Prep • City College of San Francisco

SEASON	GP-S	MIN	FG-A	FG%	3P-A	FT-A	FT%	REB	PF	A	TO	BLK	STL	PTS	AVG
2009-10	31	1034	152-348	.437	41-133	121-161	.752	188	105	98	116	18	37	466	15.0
2010-11	25-21	767	106-261	..406	34-103	88-123	.715	106	72	88	97	7	27	334	13.4
TOTAL	**56-21**	**1801**	**258-609**	**.424**	**75-236**	**209-284**	**.736**	**294**	**177**	**186**	**213**	**25**	**64**	**800**	**14.2**

Wright, Mark • F • 6-4 • 190 • Freeport • Freeport

SEASON	GP-S	MIN	FG-A	FG%	3P-A	FT-A	FT%	REB	PF	A	TO	BLK	STL	PTS	AVG
1983-84	29		29-57	.509		13-30	.433	40	28					74	2.6

Wright, Mike • G • 6-0 • 155 • Hollywood, Fla. • Hallandale

SEASON	GP-S	MIN	FG-A	FG%	3P-A	FT-A	FT%	REB	PF	A	TO	BLK	STL	PTS	AVG
1998-99	27-3	464	70-164	.427	17-52	89-117	.761	45	53	62	75	1	53	246	9.1
1999-00	26-26	779	108-254	.425	24-93	72-107	.673	59	68	134	106	3	96	312	12.0
2000-01	28-26	782	102-261	.391	51-140	63-92	.685	78	81	83	88	2	58	318	11.4
2001-02	28-6	526	73-193	.378	44-111	61-77	.792	56	51	21	37	0	35	251	9.0
TOTAL	**109-61**	**2551**	**353-872**	**.405**	**136-396**	**285-393**	**.725**	**238**	**253**	**300**	**306**	**6**	**242**	**1127**	**10.3**

Wunder, Richard • F • 6-4 • West Islip

SEASON	GP-S	MIN	FG-A	FG%	3P-A	FT-A	FT%	REB	PF	A	TO	BLK	STL	PTS	AVG
1977-78	7		11-16	.688		7-10	.700		9					29	4.1
1978-79	24		50-121	.413		41-54	.759		67					141	5.9
1979-80	23		109-219	.498		38-54	.704	5	77					256	11.1
1980-81	23		85-204	.416		61-74	.824		70					231	10.0
TOTAL	**77**		**256-549**	**.466**		**147-194**	**.758**		**223**					**657**	**8.5**

Yacob, Yosef • G • 6-0 • 170 • Chester, Pa. • Archbishop John Carroll

SEASON	GP-S	MIN	FG-A	FG%	3P-A	FT-A	FT%	REB	PF	A	TO	BLK	STL	PTS	AVG
2013-14	27-22	876	90-268	.336	46-140	85-115	.739	49	57	70	88	1	26	311	11.5
2014-15	32-15	730	53-157	.338	29-100	52-69	.754	33	52	38	53	1	19	187	5.8
2016-17	28-2	493	55-129	.426	29-69	30-43	.698	32	35	35	32	0	10	169	6.0
2017-18	4-0	27	0-3	.000	0-3	0-0	.000	3	2	2	1	0	1	0	0.0
TOTAL	**91-39**	**2126**	**198-557**	**.355**	**104-312**	**167-227**	**.736**	**117**	**146**	**145**	**174**	**2**	**56**	**667**	**5.7**

Yarnell, Al

SEASON	GP-S	MIN	FG-A	FG%	3P-A	FT-A	FT%	REB	PF	A	TO	BLK	STL	PTS	AVG
1960-61															

Young, Marty

SEASON	GP-S	MIN	FG-A	FG%	3P-A	FT-A	FT%	REB	PF	A	TO	BLK	STL	PTS	AVG
1981-82														242	11.5
1982-83	24		96-201	.477		80-118	.678							274	11.5
1983-84														247	11.4
1984-85	25		93-196	.474		71-97	.732							257	16.2
TOTAL														**1036**	**13.0**

Zamer, Josh • C • 6-6 • 225 • Livingston, N.J. • Livingston

SEASON	GP-S	MIN	FG-A	FG%	3P-A	FT-A	FT%	REB	PF	A	TO	BLK	STL	PTS	AVG
1992-93	28-0	338	29-56	.518	0-0	11-27	.407	70	57	13	19	5	6	69	2.5
1993-94	29		13-26	.500		5-14	.357	42		6				31	1.1
1994-95	24-19	525	47-71	.662	0-0	21-48	.438	105	57	4	29	13	9	115	4.8
1995-96	23-14	338	33-57	.579	0-1	19-28	.679	66	39	8	20	11	7	85	3.7
TOTAL	**104**		**122-210**	**.581**		**56-117**	**.479**	**283**		**31**				**300**	**2.9**

Ziesig, Kevin

SEASON	GP-S	MIN	FG-A	FG%	3P-A	FT-A	FT%	REB	PF	A	TO	BLK	STL	PTS	AVG
1979-80															

Zimmer, Bernie

SEASON	GP-S	MIN	FG-A	FG%	3P-A	FT-A	FT%	REB	PF	A	TO	BLK	STL	PTS	AVG
1978-79															
1979-80															

Zuber, Hugh

SEASON	GP-S	MIN	FG-A	FG%	3P-A	FT-A	FT%	REB	PF	A	TO	BLK	STL	PTS	AVG
1989-90															

Zverin, Alan

SEASON	GP-S	MIN	FG-A	FG%	3P-A	FT-A	FT%	REB	PF	A	TO	BLK	STL	PTS	AVG
1971-72															
1972-73															
1973-74															

Zymet, Carl

SEASON	GP-S	MIN	FG-A	FG%	3P-A	FT-A	FT%	REB	PF	A	TO	BLK	STL	PTS	AVG
1956-57															
1957-58															
1958-59															

DIVISION I YEAR-BY-YEAR TEAM STATISTICS

2001-02 • 9-19 (6-10 AMERICA EAST)

Name	GP/S	FG	FGA	Pct.	3FG	3FGA	Pct.	FT	FTA	Pct.	OR	DR	TR	Avg.	PF	A	TO	B	S	TP	Avg.	Min.
Jeffery St. Fort	28/27	127	293	.342	13	38	.342	94	139	.676	62	120	182	6.5	71	23	66	15	15	361	12.9	861
Anthony Green	22/11	73	182	.401	14	58	.241	61	77	.792	23	51	74	3.4	49	70	69	2	28	221	10.0	565
Mike Wright	28/6	73	193	.378	44	111	.396	61	77	.792	14	42	56	2.0	51	21	37	0	40	251	9.0	526
Jeff Daws	28/20	79	190	.416	54	141	.383	10	16	.625	22	41	63	2.3	36	28	24	4	8	222	7.9	570
Andrew Hannan	28/11	74	175	.423	17	58	.293	38	53	.717	15	64	79	2.8	44	29	53	2	15	203	7.3	606
Nick Billings	21/1	44	91	.484	0	0	.000	21	34	.618	33	69	102	4.9	60	7	45	80	9	109	5.2	367
Charles Baker	18/18	35	77	.455	14	37	.378	16	20	.800	7	32	39	2.2	44	30	26	4	9	100	5.6	476
Stanley Ocitti	27/3	40	101	.396	13	36	.361	20	30	.667	33	58	91	3.4	47	17	25	15	8	113	4.2	364
Brett Watson	28/17	37	107	.346	21	61	.344	19	34	.559	6	25	31	1.1	38	56	38	0	22	114	4.1	564
Joost Ooms	28/25	34	101	.337	2	20	.100	26	37	.703	57	86	143	5.1	86	30	36	3	14	96	3.4	550
Kyle Washington	16/1	4	10	.400	2	6	.333	2	3	.667	1	7	8	0.5	12	2	8	0	2	12	0.8	68
Dani Wohl	18/0	1	10	.100	0	1	.000	7	9	.778	0	5	5	0.3	8	3	6	0	1	9	0.5	61
Sebastian Hermenier	4/0	0	5	.000	0	2	.000	0	0	.000	2	2	4	1.0	7	4	3	0	1	0	0.0	22
TOTALS	**28**	**621**	**1535**	**.405**	**194**	**569**	**.341**	**375**	**529**	**.709**	**310**	**634**	**944**	**33.7**	**553**	**320**	**442**	**125**	**172**	**1811**	**64.7**	**5600**
OPPONENTS	**28**	**699**	**1564**	**.447**	**162**	**496**	**.327**	**376**	**554**	**.679**	**329**	**687**	**1016**	**36.3**	**501**	**350**	**429**	**78**	**157**	**1936**	**69.1**	**5600**

2002-03 • 14-13 (9-7 AMERICA EAST)

Name	GP/S	FG	FGA	Pct.	3FG	3FGA	Pct.	FT	FTA	Pct.	OR	DR	TR	Avg.	PF	A	TO	B	S	TP	Avg.	Min.
Anthony Green	27/27	140	377	.371	71	208	.341	100	119	.840	19	110	129	4.8	43	114	100	6	50	451	16.7	943
Jeffery St. Fort	27/26	89	216	.412	17	42	.405	55	85	.647	36	72	108	4.0	42	21	43	8	14	250	9.3	647
Nick Billings	27/26	109	198	.551	0	1	.000	26	49	.531	44	136	180	6.7	90	15	55	117	22	244	9.0	631
Brandon Carter	27/21	69	143	.483	22	59	.373	27	36	.750	43	52	95	3.5	55	40	30	8	21	187	6.9	657
Stanley Ocitti	27/1	63	146	.432	30	76	.395	6	9	.667	33	52	85	3.1	40	16	20	18	7	162	6.0	371
Charles Baker	27/27	59	150	.393	32	92	.348	9	16	.563	19	48	67	2.5	66	50	40	6	20	159	5.9	839
Sebastian Hermenier	21/1	43	108	.398	9	32	.281	32	45	.711	32	50	82	3.0	48	10	34	5	5	127	4.7	359
Billy Williams	27/5	29	74	.392	10	30	.333	17	34	.500	25	51	76	2.8	53	36	42	2	23	85	2.1	455
Joe White	20/0	17	41	.415	3	8	.375	5	9	.556	15	21	36	1.8	21	9	7	5	4	42	2.1	143
Louie Karis	16/0	11	19	.579	6	10	.600	2	2	1.000	4	2	6	0.4	3	2	2	0	0	30	1.9	49
Joel Casseus	19/1	11	45	.244	2	13	.154	5	16	.313	11	9	20	1.1	20	13	17	1	5	29	1.5	170
Brett Watson	21/0	9	27	.333	5	21	.238	8	12	.667	2	10	12	0.6	12	16	7	0	3	31	1.5	161
TOTALS	**27**	**649**	**1544**	**.420**	**207**	**592**	**.350**	**292**	**432**	**.676**	**316**	**654**	**970**	**35.9**	**493**	**343**	**407**	**176**	**174**	**1797**	**66.6**	**5425**
OPPONENTS	**27**	**629**	**1552**	**.405**	**145**	**428**	**.339**	**384**	**538**	**.714**	**350**	**654**	**1004**	**37.2**	**464**	**303**	**376**	**81**	**164**	**1787**	**66.2**	**5425**

2003-04 • 14-16 (10-8 AMERICA EAST)

Name	GP/S	FG	FGA	Pct.	3FG	3FGA	Pct.	FT	FTA	Pct.	OR	DR	TR	Avg.	PF	A	TO	B	S	TP	Avg.	Min.
Nick Billings	30/30	142	296	.480	0	1	.000	90	154	.584	59	147	206	6.9	79	17	90	105	22	374	12.5	815
Brandon Carter	30/30	103	252	.409	46	124	.371	77	97	.794	33	73	106	3.5	102	49	48	8	49	329	11.0	1039
Troy Hailey	30/28	100	253	.395	46	129	.357	44	73	.603	15	67	82	2.7	75	73	79	1	22	290	9.7	828
Alex Adediran	28/4	87	166	.524	0	0	.000	51	82	.622	68	78	146	5.2	65	19	67	20	13	225	8.0	546
Sebastian Hermenier	29/26	53	150	.353	12	42	.286	55	76	.724	55	78	133	4.6	74	28	49	4	14	173	6.0	643
Billy Williams	30/27	49	130	.377	27	74	.365	22	43	.512	25	68	93	3.1	65	63	64	1	38	147	4.9	840
Joe White	28/0	31	70	.443	6	23	.261	8	10	.800	23	44	67	2.4	22	10	13	9	4	76	2.7	289
Joel Casseus	30/0	27	86	.314	6	30	.200	9	21	.429	17	44	61	2.0	30	20	35	2	15	69	2.3	380
Louie Karis	22/0	13	41	.317	11	37	.297	1	2	.500	4	6	10	0.5	9	5	9	2	4	38	1.7	117
Darel Lucas	4/0	3	15	.200	0	7	.000	0	2	.000	2	2	4	1.0	1	2	8	0	1	6	1.5	46
Robert Todd	17/3	7	28	.250	3	17	.176	4	4	1.000	7	14	21	1.2	8	13	14	4	5	21	1.2	162
Pat Schultz	8/0	1	3	.333	1	2	.500	5	6	.833	1	1	2	0.3	0	0	4	0	0	8	1.0	17
Brett Watson	27/2	8	36	.222	3	18	.167	5	13	.385	3	10	13	0.5	21	14	16	0	11	24	0.9	201
Giovanni Olomo	22/0	5	16	.313	0	1	.000	7	9	.778	7	9	16	0.7	13	1	4	1	4	17	0.8	90
Kevin Kloostra	7/0	1	7	.143	0	3	.000	3	4	.750	1	2	3	0.4	0	0	1	0	0	5	0.7	12
TOTALS	**30**	**630**	**1549**	**.407**	**161**	**508**	**.317**	**381**	**596**	**.639**	**357**	**700**	**1057**	**35.2**	**564**	**314**	**509**	**157**	**202**	**1802**	**60.1**	**6025**
OPPONENTS	**30**	**631**	**1535**	**.411**	**164**	**532**	**.308**	**417**	**583**	**.715**	**318**	**661**	**979**	**32.6**	**544**	**343**	**454**	**94**	**206**	**1843**	**61.4**	**6025**

2004-05 • 12-17 (8-10 AMERICA EAST)

Name	GP/S	FG	FGA	Pct.	3FG	3FGA	Pct.	FT	FTA	Pct.	OR	DR	TR	Avg.	PF	A	TO	B	S	TP	Avg.	Min.
Andre Heard	29/27	142	406	.350	47	163	.288	83	114	.728	31	100	131	4.5	72	74	65	10	57	414	14.3	1031
Troy Hailey	29/22	90	247	.364	55	151	.364	30	53	.556	14	63	77	2.7	64	43	56	3	18	265	9.1	764
Alex Adediran	28/7	86	178	.483	0	0	.000	67	98	.684	49	77	126	4.5	62	9	52	23	11	239	8.5	556
Sebastian Hermenier	28/26	56	125	.448	14	44	.318	60	81	.741	66	115	181	6.5	78	19	33	3	20	186	6.6	711
Schafer Jackson	29/1	52	141	.369	36	108	.333	22	27	.815	3	18	21	0.7	34	19	21	0	10	162	5.6	459
Nick Billings	29/14	60	130	.462	1	3	.333	20	48	.417	49	61	110	3.8	68	7	40	34	5	141	4.9	402
Billy Williams	24/17	38	84	.452	15	36	.417	12	22	.545	25	37	62	2.6	53	41	32	2	25	82	3.0	454
Jordan Fifian	29/10	38	79	.481	2	4	.500	13	26	.500	37	55	92	3.2	68	25	28	8	6	91	3.1	481
Mike Gordon	27/14	28	91	.308	12	47	.255	14	18	.778	8	40	48	1.8	30	41	32	2	25	82	3.0	468
Joe White	22/2	19	58	.328	9	26	.346	16	18	.889	19	22	41	1.9	20	9	8	2	9	38	1.6	227
Joel Casseus	24/5	15	50	.300	3	14	.214	5	16	.313	15	20	35	1.5	29	15	17	1	9	38	1.6	247
TOTALS	**29**	**624**	**1589**	**.393**	**194**	**596**	**.326**	**342**	**521**	**.656**	**359**	**644**	**1003**	**34.6**	**579**	**302**	**394**	**87**	**194**	**1784**	**61.5**	**5800**
OPPONENTS	**29**	**607**	**1439**	**.422**	**187**	**520**	**.360**	**438**	**609**	**.719**	**281**	**705**	**986**	**34.0**	**527**	**340**	**434**	**10**	**162**	**1839**	**63.4**	**5800**

2005-06 • 16-13 (12-4 AMERICA EAST)

Name	GP/S	FG	FGA	Pct.	3FG	3FGA	Pct.	FT	FTA	Pct.	OR	DR	TR	Avg.	PF	A	TO	B	S	TP	Avg.	Min.
Andre Heard	29/29	175	453	.386	47	159	.296	98	127	.772	45	94	139	4.8	88	49	60	12	56	495	17.1	1041
Sebastian Hermenier	27/27	92	199	.462	9	24	.375	107	128	.836	75	102	177	6.6	78	25	39	4	15	300	11.1	759
Troy Hailey	29/27	79	254	.311	42	151	.278	50	71	.704	16	62	78	2.7	73	46	54	6	31	250	8.6	854
Mike Gordon	22/29	85	232	.366	34	99	.343	43	63	.683	23	91	114	3.9	61	131	64	5	48	247	8.5	1035
Ian Milne	22/10	57	128	.445	19	53	.358	13	21	.619	27	59	86	3.9	49	2	19	4	7	146	6.6	478
Duane James	27/1	53	108	.491	1	2	.500	42	54	.778	43	53	96	3.6	61	2	37	3	19	149	5.5	397
Steve Proctor	15/0	22	60	.367	12	28	.429	16	24	.667	10	17	27	1.8	20	7	16	1	7	72	4.8	224
Jordan Fifian	11/9	16	49	.327	0	3	.000	18	30	.600	14	29	43	3.9	36	12	14	3	2	50	4.5	259
Schafer Jackson	23/2	10	56	.179	9	50	.180	3	6	.500	2	12	14	0.6	11	6	7	0	2	32	1.4	211
Giovanni Olomo	27/11	14	27	.519	0	1	.000	5	6	.833	28	45	73	2.7	66	6	17	9	14	33	1.2	389
Dwayne Jackson	25/0	7	23	.304	6	10	.600	3	4	.750	9	14	23	0.9	6	3	5	0	2	23	0.9	98
Drew Davidson	14/0	4	18	.222	0	10	.000	3	5	.600	2	2	4	0.3	6	4	9	0	0	11	0.8	59
Jaan Montgomery	18/0	2	5	.400	0	0	.00	0	2	.00	4	9	13	0.7	9	0	1	2	0	4	0.2	46
TOTALS	**29**	**616**	**1612**	**.382**	**179**	**590**	**.303**	**401**	**541**	**.741**	**344**	**633**	**977**	**33.7**	**564**	**293**	**345**	**49**	**203**	**1812**	**62.5**	**5850**
OPPONENTS	**29**	**615**	**1467**	**.419**	**151**	**460**	**.328**	**402**	**582**	**.691**	**319**	**726**	**1045**	**36.0**	**532**	**337**	**445**	**90**	**144**	**1783**	**61.5**	**5850**

2006-07 • 13-16 (6-10 AMERICA EAST)

Name	GP/S	FG	FGA	Pct.	3FG	3FGA	Pct.	FT	FTA	Pct.	OR	DR	TR	Avg.	PF	A	TO	B	S	TP	Avg.	Min.
Steve Proctor	27/21	103	242	.426	49	128	.383	64	85	.753	21	66	87	3.2	50	37	45	6	29	319	11.8	697
Richard Forbes	28/1	107	257	.416	40	111	.360	61	80	.763	23	45	68	2.4	65	50	66	2	25	315	11.3	675
Mike Gordon	29/29	110	275	.400	55	147	.374	44	68	.647	15	74	89	3.1	74	117	49	13	71	319	11.0	1056
Lazar Trifunovic	29/24	126	255	.494	0	1	.000	63	97	.649	55	133	188	6.5	73	39	78	2	12	315	10.9	831
Troy Hailey	29/28	82	206	.398	39	117	.333	34	49	.694	14	53	67	2.3	54	31	48	0	18	237	8.2	706
Duane James	25/0	68	143	.476	14	42	.333	41	61	.672	40	77	117	4.7	65	7	47	2	19	191	7.6	517
Ian Milne	6/5	8	36	.222	0	8	.000	2	2	1.000	4	8	12	2.0	15	1	6	1	3	18	3.0	129
Dwayne Jackson	28/4	27	78	.346	16	51	.314	7	9	.778	16	35	51	1.8	22	9	16	3	18	77	2.8	308
Marvin Lee	17/4	8	29	.276	1	5	.200	9	12	.750	3	15	18	1.1	23	5	15	0	1	26	1.5	114
Miladin Kovacevic	18/0	11	23	.478	0	0	.000	5	15	.333	20	25	45	2.5	29	0	17	5	2	27	1.5	168
Giovanni Olomo	27/21	13	31	.419	0	1	.000	11	19	.579	36	56	92	3.4	84	5	13	15	16	37	1.4	423
Jaan Montgomery	26/8	10	17	.588	0	0	.000	4	8	.500	12	18	30	1.2	32	1	13	10	2	24	0.9	178
TOTALS	**29**	**673**	**1592**	**.423**	**214**	**611**	**.350**	**345**	**505**	**.683**	**309**	**657**	**966**	**33.3**	**586**	**302**	**416**	**59**	**216**	**1905**	**65.7**	**5802**
OPPONENTS	**29**	**667**	**1528**	**.437**	**184**	**556**	**.331**	**400**	**600**	**.667**	**318**	**703**	**1021**	**35.2**	**513**	**336**	**436**	**79**	**140**	**1918**	**66.1**	**5802**

2007-08 • 14-16 (9-7 AMERICA EAST)

Name	GP/S	FG	FGA	Pct.	3FG	3FGA	Pct.	FT	FTA	Pct.	OR	DR	TR	Avg.	PF	A	TO	B	S	TP	Avg.	Min.
Lazar Trifunovic	28/28	159	343	.464	0	0	.000	73	105	.695	45	155	200	7.1	52	59	89	7	18	391	14.0	860
Mike Gordon	30/30	135	308	.438	40	115	.348	65	83	.783	31	90	121	4.0	85	114	62	7	66	375	12.5	1076
Richard Forbes	29/21	112	265	.423	34	106	.321	72	85	.847	24	48	72	2.5	62	71	78	4	42	330	11.4	811
Dwayne Jackson	30/1	80	191	.419	30	82	.366	65	79	.823	35	57	92	3.1	71	28	39	8	21	255	8.5	700
Reggie Fuller	29/26	78	128	.609	1	3	.333	33	48	.688	67	99	166	5.7	64	32	34	37	28	190	6.6	726
Devon McBride	10/1	19	38	.500	6	10	.600	8	14	.571	10	8	18	1.8	15	2	5	0	1	52	5.2	106
Chretien Lukusa	28/19	41	104	.394	11	32	.344	28	39	.718	24	31	55	2.0	62	16	29	1	13	121	4.3	571
Milos Klimovic	17/1	25	75	.333	19	61	.311	2	4	.500	7	17	24	1.4	18	9	6	1	4	71	4.2	248
Brandon Herbert	25/9	29	86	.337	17	49	.347	20	27	.741	9	26	35	1.4	50	16	23	0	12	95	3.8	344
Moussa Camara	23/8	21	67	.313	13	52	.250	0	5	.000	12	13	25	1.1	29	6	14	4	3	55	2.4	250
Giovanni Olomo	18/3	6	16	.375	0	0	.000	9	15	.600	19	17	36	2.0	37	4	8	3	6	21	1.2	187
Jaan Montgomery	21/3	8	23	.348	0	0	.000	2	11	.182	14	20	34	1.6	38	2	17	5	2	18	0.9	140
Chad Henry	6/0	1	2	.500	0	0	.000	0	0	.000	0	0	0	0.0	0	0	0	0	0	2	0.3	7
TOTALS	**30**	**714**	**1646**	**.434**	**171**	**510**	**.335**	**377**	**515**	**.732**	**351**	**622**	**973**	**32.4**	**583**	**359**	**408**	**77**	**216**	**1976**	**65.9**	**6026**
OPPONENTS	**30**	**699**	**1558**	**.449**	**171**	**504**	**.339**	**432**	**623**	**.693**	**336**	**658**	**994**	**33.1**	**516**	**389**	**431**	**92**	**204**	**2001**	**66.7**	**6026**

2008-09 • 26-9 (13-3 AMERICA EAST)

Name	GP/S	FG	FGA	Pct.	3FG	3FGA	Pct.	FT	FTA	Pct.	OR	DR	TR	Avg.	PF	A	TO	B	S	TP	Avg.	Min.
D.J. Rivera	32-30	230	486	.473	47	149	.315	132	208	.635	65	143	208	6.5	86	34	56	13	57	639	20.0	1134
Dwayne Jackson	17-2	63	151	.417	33	96	.344	40	54	.741	23	42	65	3.8	37	15	15	4	11	199	11.7	423
Emanuel Mayben	32-27	125	295	.424	45	121	.372	73	105	.695	22	108	130	4.1	98	149	110	8	35	368	11.5	1061
Malik Alvin	27-21	92	236	.390	17	62	.274	109	133	.820	17	64	81	3.0	68	99	83	9	34	310	11.5	809
Reggie Fuller	32-39	128	216	.593	0	0	.000	72	103	.699	78	145	223	7.0	109	22	44	53	28	328	10.3	1011
Sean Watson	2-2	4	17	.235	0	5	.000	4	8	.500	3	5	8	4.0	3	0	2	0	4	12	6.0	54
Chretien Lukusa	27-11	43	113	.381	10	33	.303	22	47	.438	31	60	91	3.4	65	21	33	1	24	118	4.4	668
Moussa Camara	23-8	23	58	.397	15	41	.366	17	23	.739	8	15	23	1.0	29	5	15	1	8	78	3.4	314
Brandon Herbert	31-6	35	92	.380	23	62	.371	6	11	,545	14	28	42	1.4	45	17	14	4	16	99	3.2	381
Kyrie Sutton	28-25	17	48	.354	0	0	.000	10	25	.400	29	45	74	2.6	55	5	12	33	2	44	1.6	327
Matt Mullins	8-0	2	5	.400	1	3	.333	2	2	1.000	2	0	2	0.3	0	1	0	0	0	7	0.9	10
David Fine	16-0	6	12	.500	1	3	.333	1	4	.250	0	1	1	0.1	4	3	10	0	4	14	0.9	63
Jaan Montgomery	28-9	8	22	.364	0	0	.000	3	8	.375	14	21	35	1.3	42	3	16	3	2	19	0.7	163
Theo Davis	6-0	2	13	.154	0	0	.000	0	2	.000	0	11	11	1.8	11	9	12	5	2	4	0.7	57
TOTALS	**32**	**778**	**1764**	**.441**	**192**	**575**	**.334**	**491**	**733**	**.670**	**357**	**744**	**1101**	**34.4**	**652**	**383**	**431**	**134**	**227**	**2239**	**70.0**	**6475**
OPPONENTS	**32**	**727**	**1766**	**.412**	**182**	**566**	**.322**	**520**	**737**	**.706**	**406**	**763**	**1169**	**36.5**	**625**	**405**	**475**	**108**	**200**	**2156**	**67.4**	**6475**

DIVISION I YEAR-BY-YEAR TEAM STATISTICS

2009-10 • 11-17 (8-8 AMERICA EAST)

Name	GP/S	FG	FGA	Pct.	3FG	3FGA	Pct.	FT	FTA	Pct.	OR	DR	TR	Avg.	PF	A	TO	B	S	TP	Avg.	Min.
Greer Wright	28/28	142	317	.448	36	115	.313	116	156	.744	43	126	169	6.0	96	81	104	17	32	436	15.6	926
Dylan Talley	23/14	85	233	.365	20	79	.253	57	81	.704	20	65	85	3.7	43	3	61	9	16	247	10.7	680
Moussa Camara	28/18	94	250	.376	42	129	.326	65	91	.714	24	58	82	2.9	48	20	42	2	22	295	10.5	855
Chretien Lukusa	28/27	76	216	.352	18	75	.240	42	81	.519	45	85	130	4.6	61	63	68	2	30	212	7.6	962
Mahamoud Jabbi	28/19	70	141	.496	0	4	.000	24	34	.706	78	104	182	6.5	74	15	26	35	16	164	5.9	791
Kyrie Sutton	24/2	60	101	.594	0	0	.000	10	25	.400	22	47	69	2.9	43	4	33	20	5	130	5.4	332
Pine Guillaume	23/9	31	73	.425	3	8	.375	12	23	.522	19	60	79	3.4	47	8	21	19	8	77	3.3	385
Umur Peten	25/21	30	52	.577	5	18	.278	12	17	.706	19	22	41	1.6	48	7	19	2	7	77	3.1	362
Jimmy Gray	21/0	9	35	.257	7	28	.250	3	5	.600	5	9	14	0.7	11	9	10	1	12	28	1.3	173
Taylor Johnston	22/0	11	37	.297	4	24	.167	0	4	.000	4	14	18	0.8	8	3	4	2	3	26	1.2	176
Javon Ralling	3/0	0	1	.000	0	0	.000	1	2	.500	2	1	3	1.0	0	0	0	0	0	1	0.3	1
Mike Horn	4/0	0	1	.000	0	1	.000	0	0	.000	0	0	0	0.0	2	0	0	0	0	0	0.0	4
Preston Pena	3/1	0	1	.000	0	1	.000	0	0	.000	0	0	0	0.0	0	0	0	0	0	0	0.0	3
TOTALS	**28**	**608**	**1458**	**.417**	**135**	**482**	**.280**	**342**	**519**	**.659**	**320**	**645**	**965**	**34.5**	**483**	**253**	**398**	**109**	**151**	**1693**	**60.5**	**5650**
OPPONENTS	**28**	**665**	**1547**	**.430**	**201**	**570**	**.353**	**359**	**531**	**.676**	**339**	**632**	**971**	**34.7**	**477**	**368**	**326**	**71**	**178**	**1890**	**67.5**	**5650**

2010-11 • 8-22 (4-12 AMERICA EAST)

Name	GP/S	FG	FGA	Pct.	3FG	3FGA	Pct.	FT	FTA	Pct.	OR	DR	TR	Avg.	PF	A	TO	B	S	TP	Avg.	Min.
Greer Wright	25/21	106	261	.406	34	103	.330	88	123	.715	22	84	106	4.2	72	88	97	7	27	334	13.4	767
Moussa Camara	31/18	111	306	.363	73	189	.386	53	66	.803	12	64	76	2.5	46	28	38	4	12	348	11.2	930
Mahamoud Jabbi	31/31	122	263	.464	33	84	.393	29	40	.725	88	153	241	7.8	93	35	34	49	33	306	9.9	1032
Jimmy Gray	31/19	69	188	.367	40	115	.348	25	32	.781	14	42	56	1.8	47	71	50	3	29	203	6.5	862
Kyrie Sutton	29/11	74	152	.487	0	1	.000	38	58	.655	40	80	120	4.1	49	12	29	27	6	186	6.4	529
Chrietien Lukusa	30/15	64	188	.340	16	69	.232	36	58	.621	29	53	82	2.7	60	61	43	1	21	180	6.0	776
Robert Mansell	29/4	36	112	.321	10	33	.303	30	47	.638	15	34	49	1.7	32	17	31	4	7	112	3.9	438
Taylor Johnston	26/21	31	77	.403	19	48	.396	9	12	.750	10	37	47	1.8	35	12	20	1	9	90	3.5	414
K.J. Brown	12/0	10	27	.370	8	17	.471	4	8	.500	0	5	5	0.4	13	6	13	0	3	32	2.7	83
Javon Ralling	14/0	9	23	.391	0	0	.000	7	12	.583	12	8	20	1.4	13	2	9	0	1	25	1.8	115
Alex Ogundadegbe	27/13	18	41	.439	0	0	.000	6	8	.750	17	22	39	1.4	40	7	12	6	8	42	1.6	289
Preston Pena	5/2	1	3	.333	0	0	.000	1	1	.1000	2	1	3	0.6	3	0	1	0	1	3	0.6	15
TOTALS	**31**	**651**	**1641**	**.397**	**233**	**659**	**.354**	**326**	**465**	**.701**	**316**	**643**	**959**	**30.9**	**503**	**339**	**384**	**102**	**157**	**1861**	**60.0**	**6250**
OPPONENTS	**31**	**775**	**1741**	**.450**	**222**	**583**	**.381**	**351**	**504**	**.696**	**382**	**747**	**1119**	**36.1**	**468**	**404**	**342**	**103**	**172**	**2123**	**68.5**	**6250**

2011-12 • 2-29 (1-15 AMERICA EAST)

Name	GP/S	FG	FGA	Pct.	3FG	3FGA	Pct.	FT	FTA	Pct.	OR	DR	TR	Avg.	PF	A	TO	B	S	TP	Avg.	Min.
Robert Mansell	28/28	126	318	.396	25	82	.305	115	148	.777	20	72	92	3.3	48	43	75	6	26	392	14.0	913
Ben Dickinson	30/27	151	369	.409	11	51	.216	92	137	.672	55	129	184	6.1	96	76	93	17	19	405	13.5	946
Jimmy Gray	31/29	93	247	.377	48	146	.329	27	34	.794	21	92	113	3.6	70	112	83	7	60	261	8.4	1068
Chris Longria	31/15	61	182	.335	23	81	.284	56	66	.848	15	59	74	2.4	65	43	58	4	28	201	6.5	695
Omar Richards	27/9	57	121	.471	3	6	.500	24	48	.500	25	77	102	3.8	69	11	45	13	12	141	5.2	574
Javon Ralling	29/10	44	101	.436	0	0	.000	16	24	.667	24	44	68	2.3	39	16	29	1	4	104	3.6	474
Carlyle Francis	10/7	10	30	.333	1	12	.083	12	16	.750	5	13	18	1.8	13	8	21	3	8	33	3.3	143
Jabrille Williams	13/3	24	45	.533	7	20	.335	6	11	.545	17	32	49	2.1	27	6	14	7	6	61	2.7	318
Taylor Johnston	28/13	23	51	.451	12	19	.632	16	23	.696	23	28	51	1.8	36	13	11	4	6	74	2.6	374
Alex Ogundadegbe	29/14	31	78	.397	0	1	.000	7	18	.389	19	40	59	2.0	55	5	14	4	10	69	2.4	389
Byron Brown	8/0	3	10	.300	0	5	.000	2	4	.500	1	3	4	0.5	3	3	2	0	0	8	1.0	44
K.J. Brown	10/0	1	13	.077	1	6	.167	1	4	.250	0	4	4	0.4	9	4	5	0	0	4	0.4	70
Chris Rice	13/0	1	6	.67	1	5	.200	1	3	.333	1	1	2	0.2	3	2	3	0	0	3	0.3	38
Mike Horn	19/0	2	8	.250	0	3	.000	1	2	.500	2	10	12	0.6	21	4	1	1	8	5	0.3	179
TOTALS	**31**	**627**	**1579**	**.397**	**132**	**437**	**.302**	**376**	**538**	**.699**	**278**	**674**	**952**	**30.7**	**554**	**346**	**462**	**67**	**187**	**1762**	**56.8**	**6225**
OPPONENTS	**31**	**776**	**1645**	**.472**	**209**	**568**	**.368**	**432**	**620**	**.697**	**298**	**759**	**1057**	**34.1**	**499**	**393**	**395**	**76**	**232**	**2193**	**70.7**	**6225**

2012-13 • 3-27 (1-15 AMERICA EAST)

Name	GP/S	FG	FGA	Pct.	3FG	3FGA	Pct.	FT	FTA	Pct.	OR	DR	TR	Avg.	PF	A	TO	B	S	TP	Avg.	Min.
Jordan Reed	28-26	165	422	.391	7	51	.137	129	194	.665	81	185	266	9.5	64	40	96	17	27	466	16.6	987
Jimmy Gray	30-30	112	307	.365	67	216	.310	24	30	.800	17	83	100	3.3	59	99	99	4	42	315	10.5	1095
Rayner Moquete	16-14	48	129	.372	26	73	.356	16	23	.696	8	33	41	2.6	39	23	24	1	15	138	8.6	428
Taylor Johnston	28-19	57	155	.368	43	119	.361	15	21	.714	9	62	71	2.5	59	15	49	2	19	172	6.1	709
Roland Brown	29-15	61	157	.389	0	1	.000	39	68	.574	39	84	123	4.2	76	10	47	16	13	161	5.6	528
K.J. Brown	9-0	11	36	.306	4	19	.211	20	30	.667	3	12	15	1.7	18	8	11	0	10	46	5.1	185
Brian Freeman	25-7	47	97	.485	0	0	.000	17	28	.607	18	54	72	2.9	39	5	34	26	6	111	4.4	338
Javon Ralling	25-11	32	84	.381	0	1	.000	37	65	.569	31	48	79	3.2	45	11	30	0	5	101	4.0	438
Alex Ogundadegbe	26-7	21	52	.404	0	0	.000	20	28	.714	19	27	46	1.8	34	8	11	3	5	62	2.4	260
Karon Waller	24-2	14	55	.255	3	20	.150	17	28	.607	6	39	45	1.9	15	11	27	0	6	48	2.0	255
Jabrille Williams	25-2	11	27	.407	1	10	.100	0	0	.000	8	28	36	1.4	19	2	11	4	2	23	0.9	186
Mike Horn	27-17	7	44	.159	3	25	.120	4	10	.400	13	32	45	1.7	30	12	9	1	23	21	0.8	492
Chris Rice	22-0	2	15	.133	2	11	.182	6	8	.750	1	3	4	0.2	9	3	5	0	0	12	0.5	99
TOTALS	**30**	**588**	**1580**	**.372**	**156**	**546**	**.286**	**344**	**533**	**.645**	**303**	**753**	**1056**	**35.2**	**507**	**247**	**461**	**74**	**173**	**1676**	**55.9**	**6000**
OPPONENTS	**30**	**746**	**1709**	**.437**	**248**	**694**	**.357**	**341**	**539**	**.633**	**327**	**804**	**1131**	**37.7**	**498**	**454**	**341**	**63**	**236**	**2081**	**69.4**	**6000**

2013-14 • 7-23 (4-12 AMERICA EAST)

Name	GP/S	FG	FGA	Pct.	3FG	3FGA	Pct.	FT	FTA	Pct.	OR	DR	TR	Avg.	PF	A	TO	B	S	TP	Avg.	Min.
Reed, Jordan	29/25	134	324	.414	14	39	.359	165	231	.714	72	186	258	8.9	87	36	78	23	45	447	15.4	961
Yacob, Yosef	27/22	90	268	.336	46	140	.329	85	115	.739	10	39	49	1.8	57	70	88	1	26	311	11.5	876
Nick Madray	21/17	76	174	.437	35	92	.380	40	54	.741	21	57	78	3.7	61	10	34	10	12	227	10.8	586
Marlon Beck	29/20	86	262	.328	41	149	.275	55	90	.611	11	51	62	2.1	58	83	62	0	33	268	9.2	951
Karon Waller	20/15	35	84	.417	19	46	.413	34	41	.829	16	50	66	3.3	30	17	19	1	10	123	6.2	416
Roland Brown	29/15	61	117	.521	0	0	.000	31	41	.756	37	44	81	2.8	64	11	37	12	8	153	5.3	453
Rayner Moquete	29/9	44	133	.331	25	90	.278	17	31	.548	17	43	60	2.1	57	16	11	1	18	130	4.5	593
Magnus Richards	29/14	33	100	.330	0	0	.000	20	32	.625	33	66	99	3.4	88	20	51	6	11	86	3.0	571
Robert Mansell	8/4	7	32	.219	2	8	.250	6	12	.500	3	8	11	1.4	7	2	5	0	2	22	2.8	125
Alex Ogundadegbe	27/9	21	45	.467	0	1	.000	19	31	.613	20	29	49	1.8	51	11	23	5	13	61	2.3	307
Matt Smith	10/0	1	2	.500	0	1	.000	1	1	1.000	0	0	0	0.0	5	2	0	0	0	3	0.3	36
John Rinaldi	26/0	2	4	.500	0	1	.000	3	8	.375	4	8	12	0.5	26	1	5	1	5	7	0.3	127
Chris Rice	11/0	1	5	.200	0	2	.000	0	0	.000	0	0	0	.000	2	2	5	0	0	2	0.2	35
Jabrille Williams	11/0	0	4	.000	0	0	.000	0	0	.000	1	7	8	0.7	3	1	1	0	1	0	0.0	38
TOTALS	**30**	**591**	**1554**	**.380**	**182**	**569**	**.320**	**476**	**687**	**.693**	**312**	**658**	**970**	**32.3**	**596**	**282**	**428**	**60**	**184**	**1840**	**61.3**	**6075**
OPPONENTS	**30**	**724**	**1601**	**.452**	**244**	**634**	**.385**	**448**	**654**	**.685**	**315**	**759**	**1074**	**35.8**	**605**	**442**	**394**	**104**	**222**	**2140**	**71.3**	**6075**

2014-15 6-26 (5-11 AMERICA EAST)

Name	GP/S	FG	FGA	Pct.	3FG	3FGA	Pct.	FT	FTA	Pct.	OR	DR	TR	Avg.	PF	A	TO	B	S	TP	Avg.	Min
Rodriguez, Willie	32/30	137	313	.438	14	64	.219	90	131	.687	44	131	175	5.5	80	41	87	23	26	378	11.8	1011
Walker, Romello	32/31	100	281	.356	22	84	.262	53	94	.564	38	109	147	4.6	64	31	63	7	30	275	8.6	986
Beck II, Marlon	32-20	83	225	.369	50	140	.357	47	68	.691	11	72	83	2.6	56	84	56	2	33	263	8.2	968
McFadden, Justin	30/23	54	140	.386	14	46	.304	83	112	.741	31	76	107	3.6	96	49	49	15	26	205	6.8	912
Yacob, Yosef	32/15	53	157	.338	29	100	.290	52	69	.754	6	27	33	1.0	52	38	53	1	19	187	5.8	730
Perovic, Dusan	15/9	65	147	.442	24	53	.453	18	30	.600	6	43	49	3.3	40	6	22	2	8	172	11.5	378
Ahearn, Bobby	31/18	61	117	.521	0	0	.000	23	46	.500	55	71	126	4.1	88	11	35	9	17	145	4.7	613
Madray, Nick	13/10	39	104	.375	14	45	.311	9	10	.900	9	36	45	3.5	21	4	15	11	3	101	7.8	286
Richards, Magnus	26/2	19	4	.44	0	1	.000	18	32	.563	18	33	51	2.0	45	5	25	6	8	56	2.2	258
Waller, Karon	23/0	10	33	.303	4	18	.222	5	9	.556	4	27	31	1.3	8	4	5	0	5	29	1.3	185
Reed, Jordan	5/1	6	21	.286	0	2	.000	6	7	.857	6	11	17	3.4	6	2	8	3	5	18	3.6	53
Rinaldi, John	19/0	2	7	.286	0	0	.000	4	7	.571	7	6	13	0.7	12	3	3	1	5	8	0.4	98
Williams, Jabrille	10/1	4	10	.400	0	1	.000	0	3	.000	2	8	10	1.0	8	0	2	0	1	8	0.8	47
TOTALS	**32**	**633**	**1598**	**.396**	**171**	**554**	**.309**	**408**	**618**	**.660**	**288**	**704**	**992**	**31.0**	**577**	**278**	**433**	**80**	**186**	**1845**	**57.7**	**6425**
OPPONENTS	**32**	**745**	**1666**	**.447**	**238**	**639**	**.372**	**396**	**579**	**.684**	**326**	**798**	**1124**	**35.1**	**602**	**414**	**419**	**72**	**197**	**2124**	**66.4**	**6425**

2015-16 8-22 (5-11 AMERICA EAST)

Name	GP/S	FG	FGA	Pct.	3FG	3FGA	Pct.	FT	FTA	Pct.	OR	DR	TR	Avg.	PF	A	TO	B	S	TP	Avg.	Min
Rodriguez, Willie	30/30	156	346	.451	22	84	.262	118	154	.766	66	134	200	6.7	84	39	78	9	32	452	15.1	945
Beck II, Marlon	30/28	92	263	.350	73	204	.358	38	56	.679	9	72	81	2.7	66	62	44	1	36	295	9.8	984
Davis, Everson	30/29	95	271	.351	10	59	.169	81	112	.723	21	104	125	4.2	85	75	92	8	23	281	9.4	862
Bruce, Thomas	26/19	68	126	.540	0	0	.000	40	84	.476	46	83	129	5.0	54	22	38	26	12	176	6.8	715
Perovic, Dusan	30/10	57	190	.300	28	93	.301	20	27	.741	10	60	70	2.3	51	23	25	4	4	162	5.4	482
Walker, Romello	7/2	11	42	.262	4	21	.190	8	11	.727	3	19	22	3.1	11	7	12	3	1	34	4.9	127
Ahearn, Bobby	29/10	55	112	.491	0	0	.000	30	40	.750	31	71	102	3.5	72	17	30	5	6	140	4.8	472
McFadden, Justin	29/20	34	98	.347	11	43	.256	43	61	.705	31	78	109	3.8	70	28	45	11	22	122	4.2	662
Rose, Timmy	30/2	36	90	.400	11	41	.268	14	29	.483	6	36	42	1.4	34	46	29	0	13	97	3.2	414
Schurman, John	24/0	16	62	.258	12	53	.226	0	1	.000	7	15	22	0.9	11	2	3	1	3	44	1.8	175
Rinaldi, John	26/0	8	12	.667	0	1	.000	6	9	.667	9	33	42	1.6	19	12	12	0	9	22	0.8	177
McRae, Jordan	6/0	1	2	.500	0	0	.000	0	0	.000	0	0	0	0.0	1	0	0	0	0	2	0.3	10
TOTALS	**30**	**629**	**1614**	**.390**	**171**	**599**	**.285**	**398**	**584**	**.682**	**273**	**748**	**1021**	**34.0**	**558**	**333**	**419**	**68**	**161**	**1827**	**60.9**	**6025**
OPPONENTS	**30**	**728**	**1675**	**.435**	**204**	**606**	**.337**	**399**	**575**	**.694**	**296**	**810**	**1106**	**36.9**	**553**	**397**	**371**	**84**	**211**	**2059**	**68.6**	**6025**

2016-17 12-20 (3-13 AMERICA EAST)

Name	GP/S	FG	FGA	Pct.	3FG	3FGA	Pct.	FT	FTA	Pct.	OR	DR	TR	Avg.	PF	A	TO	B	S	TP	Avg.	Min
Show, J.C	12/12	51	120	.425	24	67	.358	33	40	.825	8	39	47	3.9	21	21	25	0	7	159	13.3	346
Rodriguez, Willie	23/20	103	207	.498	22	57	.386	47	64	.734	32	94	126	5.5	46	26	48	14	16	275	12.0	613
Ahearn, Bobby	30/24	110	204	.539	21	57	.368	51	64	.797	43	95	138	4.6	85	21	53	9	23	292	9.7	733
Rose, Timmy	32/27	81	179	.453	26	56	.464	46	64	.719	9	75	84	2.6	53	116	59	1	28	234	7.3	844
Bruce, Thomas	30/23	76	170	.447	0	2	.000	57	91	.626	42	108	150	5.0	80	35	44	30	14	209	7.0	780
Beck II, Marlon	32/16	70	196	.357	44	147	.299	24	37	.649	9	66	75	2.3	39	47	25	1	39	208	6.5	680
Yacob, Yosef	28/2	55	129	.426	29	69	.420	30	43	.698	3	29	32	1.1	35	35	32	0	10	169	6.0	493
Muhammad, Fard	27/8	53	142	.373	37	96	.385	14	15	.933	9	26	35	1.3	23	8	15	1	12	157	5.8	662
Davis, Everson	32/17	58	155	.374	7	28	.250	55	76	.724	17	63	80	2.5	48	36	30	4	13	178	5.6	541
Perovic, Dusan	32/9	64	154	.416	23	74	.311	20	34	.588	10	65	75	2.3	48	14	23	13	5	171	5.3	401
McFaddon, Justin	6/0	6	8	.750	2	2	1.000	5	7	.714	4	7	11	1.8	4	7	5	1	0	19	3.2	54
Schurman, John	15/0	16	35	.457	13	27	.481	0	4	.000	4	16	20	1.3	8	3	3	1	1	45	3.0	101
Rinaldi, John	32/2	21	46	.457	0	3	.000	9	16	.563	22	63	85	2.7	57	39	19	1	13	51	1.6	406
McRae, Jordan	15/0	4	12	.333	0	0	.000	0	0	.000	3	5	8	0.5	6	2	2	2	0	8	0.5	48
TOTALS	**32**	**768**	**1757**	**.437**	**248**	**685**	**.362**	**391**	**555**	**.705**	**251**	**804**	**1055**	**33.0**	**545**	**410**	**397**	**78**	**167**	**2175**	**68.8**	**6425**
OPPONENTS	**32**	**815**	**1813**	**.450**	**248**	**687**	**.361**	**392**	**574**	**.683**	**296**	**821**	**1117**	**34.9**	**542**	**448**	**373**	**97**	**186**	**2270**	**70.9**	**6425**

2017-18 11-20 (2-14 AMERICA EAST)

Name	GP/S	FG	FGA	Pct.	3FG	3FGA	Pct.	FT	FTA	Pct.	OR	DR	TR	Avg.	PF	A	TO	B	S	TP	Avg.	Min
Show, J.C		31/30	146	390	.374	76	226	.336	61	70	.871	22	93	115	3.7	64	60	56	2	39	429	13.8	1005
Bruce, Thomas		29/28	132	221	.597	0	0	.000	59	109	.541	56	200	256	8.8	79	37	51	61	17	323	11.1	903
Rodriguez, Willie		31/29	115	247	.466	19	69	.275	37	75	.493	48	105	153	4.9	63	36	49	26	19	286	9.2	853
Muhammad, Fard		31/4	88	203	.433	64	155	.413	16	25	.640	12	65	77	2.5	41	33	25	3	18	256	8.3	628
Davis, Everson		31/26	76	165	.661	16	34	.471	65	88	.739	29	84	113	3.6	58	67	39	3	26	233	7.5	736
Stewart, Tyler		24/8	51	120	.425	13	39	.333	21	32	.656	14	37	51	2.1	40	14	25	8	12	136	5.7	349
Ahearn, Bobby		31/9	56	126	.444	10	29	.345	22	31	.710	36	52	88	2.8	78	14	32	7	6	144	4.6	473
Rose, Timmy		31/11	52	121	.430	15	39	.385	23	42	.648	8	44	52	1.7	39	87	55	3	14	142	4.6	677
Odero, Albert		15/1	17	50	.340	2	14	.143	15	24	.625	14	5	19	1.3	18	9	10	3	5	51	3.4	144
Stewart, Caleb		25/2	27	69	.391	15	41	.366	9	17	.529	5	32	37	1.5	17	9	17	13	7	78	3.1	235
Perovic, Dusan		17/1	17	34	.500	2	8	.250	8	12	.667	3	9	12	0.7	18	5	10	1	2	44	2.6	104
McRae, Jordan		7/1	6	9	.667	0	0	.000	1	1	1.000	0	3	3	0.4	2	0	1	1	2	13	1.9	30
Schurman, John		9/1	4	17	.235	3	13	.231	1	2	.500	3	9	12	1.3	3	3	1	0	2	12	1.3	61
Yacob, Yosef		4/0	0	3	.000	3	0	.000	0	0	.000	0	3	3	0.8	2	2	1	0	1	0	0.0	27
TEAM												33	42	75				9					
TOTALS		**31**	**787**	**1775**	**.443**	**235**	**670**	**.350**	**338**	**528**	**.640**	**283**	**783**	**1066**	**34.4**	**522**	**376**	**381**	**131**	**170**	**2147**	**69.3**	**6225**
OPPONENTS		**31**	**780**	**1750**	**.446**	**235**	**616**	**.381**	**386**	**545**	**.708**	**280**	**806**	**1186**	**35.0**	**495**	**430**	**373**	**83**	**177**	**2181**	**70.4**	**6225**

2018-19 10-23 (5-11 AMERICA EAST)

Name	GP/S	FG	FGA	Pct.	3FG	3FGA	Pct.	FT	FTA	Pct.	OR	DR	TR	Avg.	PF	A	TO	B	S	TP	Avg.	Min
Sam Sessoms		33/32	224	500	.448	70	191	.366	70	106	.660	24	85	109	3.3	71	115	142	2	37	588	17.8	1132
Caleb Stewart		33/32	135	323	.418	65	182	.357	53	69	.768	25	205	230	7.0	63	26	44	57	24	388	11.8	1041
J.C. Show		33/33	129	329	.392	86	219	.393	32	38	.842	8	107	115	3.5	48	37	41	1	33	376	11.4	1096
Chancellor Barnard		33/33	103	158	.652	1	1	1.000	35	75	.467	75	137	212	6.4	4	24	45	48	19	242	7.3	1003
Albert Odero		8/1	19	41	.463	4	11	.364	6	10	.600	9	9	18	2.3	17	1	9	3	2	48	6.0	107
Tyler Stewart		5/0	9	28	.321	3	11	.273	6	7	.857	1	9	10	2.0	2	0	5	4	1	27	5.4	53
Everson Davis		33/19	58	153	.379	11	37	.297	26	43	.605	26	61	87	2.6	10	36	28	2	26	153	4.6	714
Richard Caldwell Jr.		32/9	43	141	.305	21	82	.256	28	46	.609	11	58	69	2.2	55	9	25	12	11	135	4.2	505
Timmy Rose		31/2	41	90	.456	9	24	.375	14	23	.609	7	19	26	.8	15	64	31	0	16	105	3.4	474
Calistus Anyichie		32/0	22	39	.564	0	0	.000	16	25	.640	21	47	68	2.1	50	7	17	21	11	60	1.9	292
Calvin Poulina		18/4	9	38	.237	5	29	.172	3	6	.500	4	9	13	.7	16	2	9	2	2	26	1.4	155
Leo Gallagher		11/0	1	2	.500	0	1	.000	2	2	1.000	0	0	0	0	2	3	1	0	1	4	.4	27
TEAM												33	42	75				9					
TOTALS		**33**	**793**	**1842**	**.431**	**275**	**788**	**.349**	**291**	**450**	**.647**	**249**	**811**	**1060**	**32.1**	**474**	**324**	**409**	**152**	**183**	**2152**	**65.2**	**6599**
OPPONENTS		**33**	**877**	**1977**	**.444**	**299**	**772**	**.387**	**323**	**487**	**.663**	**372**	**892**	**1264**	**38.3**	**510**	**540**	**380**	**95**	**226**	**2376**	**72.0**	**6601**

2019-20 10-19 (4-12 AMERICA EAST)

Name	GP/S	FG	FGA	Pct.	3FG	3FGA	Pct.	FT	FTA	Pct.	OR	DR	TR	Avg.	PF	A	TO	B	S	TP	Avg.	Min
Sam Sessoms		29/29	208	501	.415	64	203	.315	83	102	.814	36	109	145	5.0	76	138	99	3	45	563	19.4	1037
George Tinsley		28/28	116	285	.407	54	166	.325	40	56	.714	66	141	207	7.4	65	50	48	31	30	326	11.6	1075
Richard Caldwell Jr.		29/14	74	183	.404	33	101	.327	49	70	.700	23	81	104	3.6	59	28	33	6	14	230	7.9	707
Pierre Sarr		28/27	93	227	.410	25	93	.269	44	60	.733	53	154	207	7.4	91	27	49	15	29	255	9.1	712
Brenton Mills		29/29	100	263	.380	52	149	.349	30	43	.698	21	85	106	3.7	52	34	30	5	8	282	9.7	915
Jevon Brown		21/0	20	49	.408	7	18	.389	11	21	.524	12	15	27	1.3	23	5	7	3	8	58	2.8	164
Hakon Hjalmarsson		29/10	47	115	.409	24	60	.400	11	16	.688	6	26	32	1.1	38	30	35	2	8	129	4.4	521
Dan Petcash		27/2	28	58	.483	16	42	.381	12	12	1.000	4	37	41	1.5	18	12	15	4	6	84	3.1	311
Yarden Willis		25/6	25	53	.472	0	0	.000	13	23	.565	21	23	44	1.8	50	9	20	15	2	63	2.5	289
Ador Athuai		14/0	3	8	.375	0	0	.000	8	12	.667	5	11	16	1.1	4	1	6	4	0	14	1.0	58
Leo Gallagher		10/0	3	8	.375	3	7	.429	1	2	.500	0	3	3	0.3	3	5	1	0	1	10	1.0	37
TEAM												32	49	81				16					
TOTALS		**29**	**717**	**1750**	**.410**	**278**	**839**	**.331**	**302**	**417**	**.724**	**279**	**734**	**1013**	**34.9**	**479**	**339**	**359**	**88**	**151**	**2014**	**69.4**	**5825**
OPPONENTS		**29**	**823**	**1810**	**.455**	**232**	**692**	**.335**	**343**	**525**	**.653**	**330**	**806**	**1136**	**39.2**	**430**	**420**	**287**	**83**	**183**	**2221**	**76.6**	**5825**

2020-21 4-14 (4-10 AMERICA EAST)

Name	GP/S	FG	FGA	Pct.	3FG	3FGA	Pct.	FT	FTA	Pct.	OR	DR	TR	Avg.	PF	A	TO	B	S	TP	Avg.	Min
Brenton Mills	16-15	82	201	.408	33	82	.402	25	34	.735	10	39	49	3.1	25	30	35	1	9	222	13.9	515
Bertram Tyler	18-13	66	178	.371	40	115	.348	22	25	.880	4	37	41	2.3	22	37	29	1	15	194	10.8	502
Bruce Thomas	9-4	33	61	.541	0	2	.000	14	32	.438	12	37	52	5.8	29	9	18	17	6	80	8.9	209
Tinsley George	18-18	61	150	.407	15	57	.263	16	29	.552	39	79	118	6.6	40	41	28	7	13	153	8.5	589
Petcash Dan	18-16	51	121	.421	23	63	.365	20	25	.800	16	79	95	5.3	40	21	28	9	15	145	8.1	544
Beamer Bryce	18-9	46	122	.377	23	77	.299	19	23	.826	24	50	74	4.1	45	6	22	3	10	134	7.4	365
Hjalmarsson Hakon	18-5	39	87	.448	14	39	.359	5	8	.625	9	18	27	1.5	32	36	21	2	6	97	5.4	336
Akuwovo Ogheneyole	12-4	20	27	.741	0	1	.000	7	18	.389	21	13	34	2.8	15	0	11	3	4	47	3.9	148
Hinckson Christian	14-3	15	39	.385	2	11	.182	11	19	.579	12	36	48	3.4	19	6	20	8	7	43	3.1	193
Crist Hunter	13-1	6	18	.333	4	10	.400	10	10	1.000	5	13	18	1.4	13	8	13	0	3	26	2.0	104
Amos Kellen	9-1	5	24	.208	2	14	.143	3	4	.750	0	12	12	1.3	4	3	9	2	1	15	1.7	69
Athuai Ador	10-1	5	6	.833	0	0	.000	4	6	.667	4	8	12	1.2	11	0	3	1	0	14	1.4	47
Willis Yarden	7-0	1	4	.250	0	0	.000	6	6	1.000	3	1	4	0.6	10	1	3	1	1	8	1.1	36
Brodsky Alex	2-0	0	1	.000	0	1	.000	0	0	.000	0	1	1	0.5	1	1	0	0	0	0	0.0	4
Gallagher Leo	4-0	0	0	.000	0	0	.000	0	2	.000	1	0	1	0.3	1	0	1	0	0	0	0.0	12
TEAM																						
TOTALS	**18**	**430**	**1039**	**.414**	**156**	**472**	**.331**	**162**	**241**	**.672**	**192**	**450**	**642**	**35.7**	**307**	**199**	**250**	**55**	**90**	**1178**	**65.4**	**3675**
OPPONENTS	**18**	**466**	**1037**	**.449**	**137**	**374**	**.366**	**233**	**325**	**.717**	**172**	**465**	**637**	**35.4**	**283**	**217**	**199**	**45**	**121**	**1302**	**72.3**	**3675**

2021-22 12-17 (8-10 AMERICA EAST)

Name	GP/S	FG	FGA	Pct.	3FG	3FGA	Pct.	FT	FTA	Pct.	OR	DR	TR	Avg.	PF	A	TO	B	S	TP	Avg.	Min
Jacob Falko	27-24	140	306	.458	24	82	.293	45	57	.789	13	94	107	4.0	51	85	61	6	18	349	12.9	825:04
John McGriff	25-23	114	287	.397	20	59	.339	27	40	.675	18	62	80	3.2	51	66	52	0	21	275	11.0	691:56
Tyler Bertram	29-18	87	229	.380	59	151	.391	28	35	.800	9	44	53	1.8	37	34	35	0	13	261	9.0	737:30
Christian Hinckson	29-22	77	175	.440	30	73	.411	44	58	.759	36	156	192	6.6	78	31	48	28	29	228	7.9	803:59
Kellen Amos	23-1	55	129	.426	22	66	.333	21	36	.583	5	50	55	2.4	21	23	32	12	9	153	6.7	318:47
Dan Petcash	21-13	50	102	.490	20	43	..465	16	18	.889	13	68	81	3.9	36	20	18	7	16	136	6.5	532:22
Ogheneyole Akuwovo	27-17	59	101	.584	0	0	.000	23	46	.500	40	63	103	3.8	51	8	30	24	8	141	5.2	404:06
George Tinsley	28-10	49	105	.467	13	43	.302	16	24	.667	39	61	100	3.6	12	26	19	4	3	127	4.5	488:12
Bryce Beamer	20-0	29	70	.414	14	41	.341	9	10	.900	11	15	26	1.3	23	3	3	1	8	81	4.1	163:51
Hakon Hjalmarsson	22-5	35	84	.417	11	42	.262	6	8	.750	4	26	30	1.4	26	21	28	0	6	87	4.0	247:57
Yarden Willis	24-4	25	45	.556	0	0	.000	8	12	.667	12	26	38	1.6	29	5	16	5	2	58	2.4	183:51
Taveion White	28-8	26	53	.491	0	0	.000	12	41	.293	33	46	79	2.8	66	10	13	19	10	64	2.3	396:02
Brett Hutchinson	5-0	0	1	.000	0	0	.000	1	2	.500	0	0	0	0.0	1	2	0	0	1	1	0.2	9:21
Alex Brodsky	6-0	0	5	.000	0	2	.000	1	2	.500	0	1	1	0.2	0	0	0	0	0	1	0.2	11:17
Ador Athuai	5-0	0	0	.000	0	0	.000	0	0	.000	0	1	1	0.2	1	0	0	0	0	0	0.0	10:45
TOTALS	**29**	**746**	**1692**	**.441**	**213**	**602**	**.354**	**257**	**389**	**.661**	**278**	**767**	**1045**	**36.0**	**484**	**334**	**366**	**106**	**164**	**1962**	**67.7**	**5825**
OPPONENTS	**29**	**721**	**1680**	**.429**	**206**	**625**	**.330**	**335**	**502**	**.667**	**285**	**738**	**1023**	**35.3**	**417**	**310**	**322**	**98**	**193**	**1983**	**68.4**	**5825**

ALL-TIME JERSEY NUMBERS

0

0	Storm Clonch	2011-2012
0	Karon Waller	2012-2016
0	Fard Muhammad	2016-2018
0	**Richard Caldwell Jr.**	**2018-2020**
0	**Bryce Beamer**	**2020-2021**
0	**John McGriff**	**2021-P**

1

1	Sebastian Hermenier	2001-2005
1	Steve Proctor	2006-2007
1	Moussa Camara	2007-2011
1	Marlon Beck II	2013-2017
1	**Hakon Hjalmarsson**	**2019-22**
1	**Tariq Balogun**	**2022-P**

2

2	Schafer Jackson	2004-2005
2	Devon McBride	2007-2008
2	D.J. Rivera	2008-2009
2	Robert Mansell	2010-2014
2	Chancellor Barnard	2018-2019
2	Brenton Mills	2019-21
2	Bryce Beamer	2021-22
2	**Armond Harried**	**2022-P**

3

3	Bob Loomis	1960-1963
3	Will Matros	1963-1964
3	Bob Brogan	1964-1965
3	Stanley Ocitti	2001-2003
3	Robert Todd	2003-2004
3	Malik Alvin	2008-2009
3	Chris Longoria	2011-2012
3	Jordan Reed	2012-2015
3	Sam Sessoms	2018-20
3	Hunter Crist	2020-21
3	**Jacob Falko**	**2021-P**

4

4	Jim Davis	1960-1962
4	Marc Bassin	1964-1965
4	Brett Watson	2001-2004
4	Brandon Herbert	2007-2009
4	Mike Horn	2009-2010
4	Mahamoud Jabbi	2010-2011
4	Timmy Rose	2015-2019
4	Jevon Brown	2019-20
4	Kellen Amos	2020-21
4	**Masud Stewart**	**2022-P**

5

5	Tom Kirk	1960-1962
5	Larry Kressell	1962-1963
5	Mike Tilles	1963-1964
5	Charles Baker	2001-2003
5	Mike Gordon	2004-2008
5	Greer Wright	2009-2011
5	Magnus Richards	2013-2015
5	Tyler Stewart	2017-2018
5	Pierre Sarr	2019-20
5	Tommy Dempsey	2020-21

10

10	Gary Mitchell	1960-1961
10	William Moynihan	1961-1964
10	Larry Kavana	1964-1965
10	Glenn McIver	1973-1978
10	Mark Roth	1976-1977
10	Greg Tetter	1978-1980
10	John Ryan	1987-1988
10	Seth Groveman	1989-1990
10	Gary Kauppila	1990-1993
10	Ravi Sharma	1996-1997
10	Mike Simmel	1997-1998
10	Mike Wright	1998-2002
10	Pat Schultz	2003-2004
10	Joel Casseus	2004-2005
10	Chad Henry	2007-2008
10	Dylan Talley	2009-2010
10	K.J. Brown	2010-2013
10	Yosef Yacob	2013-2018
10	Leo Gallagher	2018-21
10	George Tinsley	2021-22
10	**Miles Gibson**	**2022-P**

11

11	Paul Simandle	1960-1961
11	Steve Davis	1962-1964
11	Barney Noble	1966-1967
11	Marty Piazzola	1977-1980
11	Chris Jones	1986-1987
11	Kristin Scheurer	1989-1990
11	Matt Brown	1990-1991
11	Chris Ballerini	1995-1999
11	Ernest Dancy	1999-2000
11	Louie Karis	2002-2004
11	Byron Brown	2010-2012
11	Rayner Moquete	2012-2014
11	Romello Walker	2014-2016
11	**Dan Petcash**	**2019-P**

12

12	Ken Hoffman	1960-1961
12	Paul Feuerstein	1961-1962
12	John Wojcio	1962-1964
12	Neil Wilensky	1964-1966
12	Barney Noble	1967-1969
12	Mark Roth	1977-1978
12	Scott Schildhaus	1978-1979
12	Adam Mayo	1979-1980
12	Gary Kauppila	1989-1990
12	Paul Aemisegeo	1991-1993
12	Paul Morrissey	1994-1995
12	Shannon Kohm	1995-1997
12	Mike Dalley	1997-1998
12	Gabriel Martin	2000-2001
12	Lazar Trifunovic	2007-2008
12	Taylor Johnston	2009-2010
12	Kyrie Sutton	2010-2011
12	John Rinaldi	2013-2017
12	Alex Brodsky	2019-20
12	Christian Hinckson	2020-2021

13

13	Mickey Greenberg	1959-1963
13	Bruce Brookoff	1966-1967
13	John Dormer	1989-1990
13	Chris Ballerini	1995-1996
13	Calvin Poulina	2018-2019
13	**Taveion White**	**2021-P**

14

14	Larry Gainen	1964-1968
14	Bernie Zimmer	1978-1980
14	Jeremy Greenberg	1990-1994
14	Kevin Pohmer	1995-1997
14	Jeffrey Daws	1998-2002
14	Kevin Kloostra	2003-2004
14	Ian Milne	2005-2007
14	Chad Henry	2008-2009
14	Jimmy Gray	2009-2010
14	Ben Dickinson	2011-2012
14	Brian Freeman	2012-2013
14	Jordan McRae	2014-2018
14	Calistus Anyichie	2018-2019


Sebastian Hermenier


Glenn McIver


Jeremy Greenberg


Brandon Carter

15

15	Barry Schneider	1960-1964
15	Larry Gainen	1966-1967
15	Robert Appenzeller	1979-1980
15	Sean White	1989-1990
15	Michael Lee	1991-1992
15	Greg Eisen	1992-1993
15	Chris Chandler	1993-1995
15	Mike Marasigan	1995-1996
15	Nitai Spiro	1996-2000
15	Jussi Kajander	2000-2001
15	David Fine	2008-2009
15	Alex Ogundadegbe	2011-2014
15	Bobby Ahearn	2014-2018
15	**Ador Athuai**	**2019-P**

20

20	Paul Simandle	1961-1962
20	Mike Frecous	1964-1965
20	Pete Stanish	1977-1978
20	Nick Neumann	1998-1999
20	Mahamoud Jabbi	2009-2010
20	Jimmy Gray	2009-2013
20	Matt Smith	2013-2014
20	Caleb Stewart	2017-2019
20	George Tinsley	2019-2021

21

21	Al Israel	1960-1961
21	Barry Winkler	1961-1964
21	Francois Goodrich	1966-1970
21	Larry Madiefsky	1974-1978
21	Mark Abruscato	1978-1980
21	Paul Aemisegeo	1993-1995
21	Jermaine Jackson	1995-1997
21	Jeremy Sadoff	1997-1999
21	Joel Casseus	2002-2004
21	Dwayne Jackson	2005-2009
21	Javon Ralling	2009-2010
21	Preston Peña	2010-2011
21	Chris Rice	2011-2012
21	Javon Ralling	2012-2013
21	Nick Madray	2013-2015
21	Carter Stewart	2018-2019
21	**Ogheneyole Akuwovo**	**2020-P**

22

22	John Mihalko	1969-1971
22	Kurt Atherton	1977-1979
22	William Peterman	1979-1980
22	Barry Goldberg	1984-1987
22	Mike Lombardi	1987-1990
22	Kristin Scheuerer	1990-1992
22	Greg Eisen	1993-1996
22	Matt Robinson	1996-1997
22	Ryan Murray	1997-1998
22	Kyle Washington	1998-2002
22	Troy Hailey	2003-2007
22	Sean Watson	2008-2009
22	Taylor Johnston	2010-2013
22	Everson Davis	2015-2019
22	Alex Brodsky	2020-22

23

23	Channing Funk	1960-1961
23	Ethan Fishman	1961-1962
23	Sandy Clark	1966-1967
23	Rick Smith	1967-1969
23	Dean Shapiro	1969-1970
23	Alton Anderson	1978-1979
23	Bob Brogan	1963-1964
23	Dani Wohl	2001-2002
23	Brandon Carter	2002-2004
23	Andre Heard	2004-2005
23	Steve Proctor	2005-2006
23	Marvin Lee	2006-2007
23	Theo Davis	2008-2009
23	Robert Mansell	2010-2011
23	Chris Rice	2012-2015
23	Tyler Bertram	2020-22

24

24	Lee Meadow	1969-1970
24	Rick Rochon	1975-1979
24	David McGarigle	1979-1980
24	Anthony Marshall	1986-1987
24	Darnell Kelly	1987-1988
24	Chris Wilcox	1991-1995
24	Mike Dalley	1996-1997
24	Matt DeVoe	1997-1999
24	Garth Campbell	2000-2001
24	Andrew Hannan	2001-2002
24	Billy Williams	2002-2005
24	Richard Forbes	2006-2008
24	Matt Mullins	2008-2009
24	Mike Horn	2011-2013
24	Mike Besselink	2018-2019
24	**Christian Hinckson**	**2021-P**

25

25	Harley Ess	1960-1961
25	Bob Cohen	1962-1963
25	Neil Wilensky	1963-1964, 1966-1967
25	Howard Sobel	1968-1970
25	Jim McGarry	1973-1974
25	Ted Hull	1975-1979
25	Reggie Fuller	2007-2009
25	Preston Peña	2009-2010
25	Alex Ogundadegbe	2010-2011
25	Roland Brown	2013-2014
25	Justin McFadden	2014-2017

30

30	Ron Drumm	1969-1970
30	Keith Gardner	1975-1979
30	Mark Jones	1985-1988
30	Michael Birch	1989-1990
30	Mike Marasigan	1994-1995
30	Eric Guiliani	1998-2000
30	Milos Klimovic	2007-2008
30	Roland Brown	2012-2013
30	John Schurman	2014-2018
30	Brett Hutchinson	2021-22
30	**Matt Solomon**	**2022-P**

31

31	Dick Chiacchierini	1961-1962
31	Phillip Weisberg	1962-1964
31	Tobie Gabriele	1969-1971
31	Marty Bernstein	1979-1980

32

32	Al Israel	1961-1962
32	Steve Davis	1964-1965
32	Kurt Mohney	1974-1976
32	Kevin Ziesig	1979-1980
32	John Regan	1984-1988
32	Tom Gustinis	1989-1991
32	John Fanton	1990-1994
32	Chip Sims	1994-1996
32	Pete Donahue	1996-1997
32	Jermaine Jackson	1997-1999
32	Jeffrey St. Fort	1999-2003
32	Joe White	2003-2005
32	Andre Heard	2005-2006
32	Emanuel Mayben	2008-2009
32	Jabrille Williams	2011-2015
32	Thomas Bruce	2015-21


Billy Williams


Charlie Heins

Pete Donahue



Dave Hochberg

33

33	Chas Putman	1962-1963
33	Mike Tilles	1963-1965
33	Jack Levine	1966-1967
33	Jerry Hirsch	1967-1970
33	Charlie Heins	1977-1981
33	Phillip Villhaurer	1986-1987
33	Hugh Zuber	1989-1990
33	Howie Guild	1990-1993
33	Rahim Johnson	1993-1996
33	Daye Kaba	1994-1997
33	Andre Hankey	1997-2001
33	Joe White	2002-2003
33	Alex Adediran	2003-2005
33	Giovanni Olomo	2005-2008
33	Kyrie Sutton	2008-2010
33	Omar Richards	2011-2012
33	J.C. Show	2016-2019

34

34	Ken Levey	1975-1978
34	Joel Joachim	1979-1980
34	John Keough	1985-1987
34	Michael Birch	1987-1989
34	Mark Gustinis	1989-1990
34	Elbridge James	1992-1995
34	Matt Robinson	1995-1996
34	Andrew Verkey	1997-2001
34	Anthony Green	2001-2003
34	Giovanni Olomo	2003-2004
34	Duane James	2005-2007
34	Chretien Lukusa	2007-2011
34	Carlyle Francis	2011-2012

35

35	Anthony D'Aristotle	1959-1961
35	Mike Brazier	1961-1962
35	John Wojcio	1964-1966
35	Mike Rice	1966-1967
35	Marc Saperstein	1967-1969
35	William Owens	1969-1971
35	Karl Wiggins	1979-1981
35	Chris Jackey	1986-1990
35	Daryl Blank	1990-1991
35	Josh Zamer	1993-1994
35	Brian McCulley	1997-1999
35	Joe White	2000-2001

40

40	Jim Davis	1961-1962
40	Rich Wunder	1977-1981
40	Patrick Kimball	1986-1987
40	Tim Eckert	1987-1988
40	Sherwin Telford	1991-1994
40	Pete Donahue	1994-1996
40	Ezenwa Ukeagu	1999-2000
40	Javon Ralling	2010-2012
40	Albert Odero	2017-2019

41

41	Bob Loomis	1961-1962
41	William McCulloch	1963-1964
41	Bill Matros	1964-1965
41	Jerry Hirsch	1966-1967
41	Tom Gomulka	1967-1971
41	Dusan Perovic	2014-2018

42

42	Barry Winkler	1964-1965
42	Larry Miners	1968-1969
42	Wally Callahan	1969-1970
42	Dave Hochberg	1985-1987
42	Vinny Priolo	1987-1988
42	Will Barrow	1989-1990
42	Jeff Merrill	1990-1994
42	Pete Burton	1994-1997
42	Kevin Osinski	1997-2001
42	Umur Peten	2009-2010
42	Willie Rodriguez	2014-2018

43

43	Bernie Grossberg	1966-1967
43	Doug Summers	1968-1969
43	John Mihalko	1969-1971
43	Giovanni Olomo	2004-2005
43	Lazar Trifunovic	2006-2007

44

44	Mike Tilles	1961-1965
44	Tom Gomulka	1967-1971
44	Mike Schuman	1984-1987
44	George Deuel	1987-1988
44	Perry Metviner	1988-1990
44	Tom Gustinis	1991-1992
44	Dave Koenig	1993-1997
44	Brad Nelson	1997-2000
44	Joost Ooms	2000-2002
44	Jordan Fithian	2004-2005
44	Miladin Kovacevic	2006-2007
44	Pina Guillaume	2009-2010
44	Yarden Willis	2019-22

45

45	Mike Freedus	1961-1963
45	Bob Vogel	1964-1966
45	Edward Turan	1966-1967
45	Larry Miners	1968-1969
45	Larry Miners	1969-1971
45	Darryll Buford	1979-1980
45	Mark Grygiel	1986-1987
45	Will Barrow	1987-1989
45	Todd Jost	1989-1992
45	Tom Gustinis	1992-1993

50

50	Pete Sylvester	1987-1988
50	John Dormer	1989-1990
50	Dennis McGoldrick	1991-1994
50	Glen Baietti	1994-1995
50	Ray Toomer	1996-1997
50	Jim MacFarlane	1997-2001
50	Nick Billings	2001-2005
50	Jaan Montgomery	2005-2009

51

51	Al Yarnell	1960-1961
51	Bernie Grossberg	1963-1964
51	Bill Matros	1966-1967

52

52	Mike Rice	1964-1966

53

53	Keith Martin	1963-1966

54

54	Bernie Grossberg	1964-1966
54	Jerry Hirsch	1968-1969

55

55	Bob Vogel	1963-1964

LOCATION

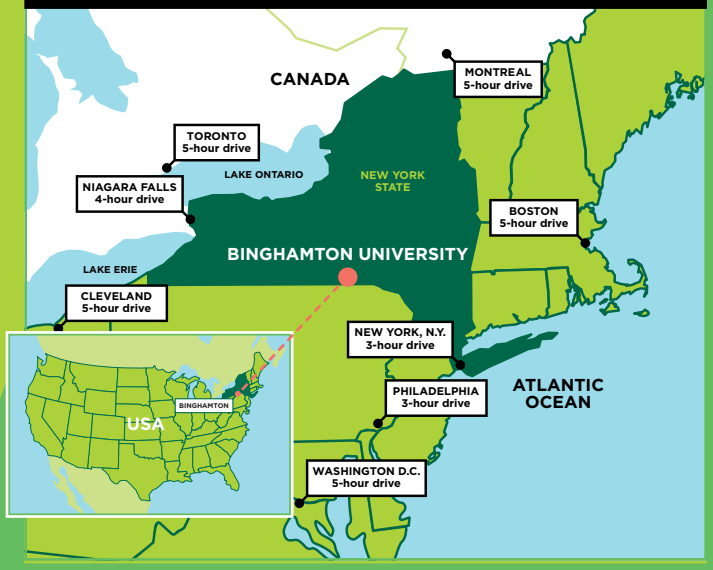

WHO WE ARE (PROJECTED FALL 2022)

UNDERGRADUATE STUDENTS:
14,000+

GRADUATE STUDENTS:
3,800+

TOTAL APPLICANTS:
42,000+

FIRST-YEARS ENROLLED:
3,000

TRANSFERS ENROLLED:
800

ACADEMIC PROFILE

HIGH SCHOOL GPA (MID 50%):
93–98/3.7–3.9

ACT SCORE (MID 50%):
29–33

SAT SCORE (MID 50%):
1300–1450

(ACT/SAT BASED ON APPLICANTS WHO CHOSE TO SUBMIT SCORES)

A DEGREE WITH VALUE!

#7
BEST VALUE
AMONG THE NATION'S PUBLIC COLLEGES FOR OUT-OF-STATE RESIDENTS

— *Kiplinger's Personal Finance*, 2019

TUITION:
$24,910

TOTAL COST OF ATTENDANCE (NON-RESIDENTS):
$45,624

(as of July 2022, subject to change)

SIGNIFICANT MERIT SCHOLARSHIPS OFFERED

17% **HIGHER MEDICAL SCHOOL ACCEPTANCE RATES**
Binghamton grads are accepted into medical school at 17% above the national average.

16% **HIGHER LAW SCHOOL ACCEPTANCE RATES**
Binghamton graduates are accepted into law school at 16% above the national average.

2,500+ RECRUITERS SEEKING BINGHAMTON GRADS
Each year more than 2,500 employers recruit Binghamton students.

10% **HIGHER STARTING SALARIES**
than the national average six years in a row.

OUTSIDE THE CLASSROOM

450+ student clubs and organizations

100 weekly group fitness classes

21 Division I teams

100 music/theater performances annually

3,000 students play on intramural sports teams



"I wanted to go to school somewhere in the Northeast. I chose Binghamton specifically because of how competitive their pricing and academics were. Plus, I loved the feel of campus!"

JOCELYN PHIPPS
Double major: political science/sociology
Hometown: Annandale, Va.

request info

BINGHAMTON UNIVERSITY
STATE UNIVERSITY OF NEW YORK

@binghamtonu | visit.binghamton.edu | apply.binghamton.edu

22-404

2022-23 MEN'S BASKETBALL SCHEDULE

NOVEMBER

7 Mon. CAZENOVIA (ESPN+/3) 7:30 p.m.
12 Sat. @ Marist 7 p.m.
15 Tues. @ Maryland 7 p.m.
19 Sat. SACRED HEART (ESPN+/3) 2 p.m.
23 Wed. COLUMBIA (ESPN+/3) 2 p.m.
26 Sat. @ La Salle 2 p.m.
30 Wed. LOYOLA (ESPN+/3) 6 p.m.

DECEMBER

3 Sat. STONEHILL (ESPN+/3) 4 p.m.
7 Wed. COLGATE (ESPN+/3) 7:30 p.m.
9 Fri. @ Fordham 7 p.m.
17 Sat. ONEONTA (ESPN+/3) 2 p.m.
21 Wed. @ Niagara 7 p.m.
29 Thurs. @ Cornell 7 p.m.

JANUARY

1 Sun. *@ Bryant (ESPN+/3) 1 p.m.
5 Thurs. *NEW HAMPSHIRE (ESPN+/3) 7 p.m.
11 Wed. *@ NJIT (ESPN+/3) 7 p.m.
14 Sat. *UMASS LOWELL (ESPN+/3) 2 p.m.
19 Thurs. *@ Albany (ESPN+/3) 7 p.m.
22 Sun. *@ Maine (ESPN+/3) 2 p.m.
25 Wed. *VERMONT (ESPN+/3) 7 p.m.
28 Sat. *BRYANT (ESPN+/3) 2 p.m.

FEBRUARY

1 Wed. *@ UMBC (ESPN+/3) 7 p.m.
8 Wed. *@ New Hampshire (ESPN+/3) 7 p.m.
11 Sat. *ALBANY (ESPN+/3) 2 p.m.
15 Wed. *NJIT (ESPN+/3) 7 p.m.
18 Sat. *@ UMass Lowell (ESPN+/3) 1 p.m.
22 Wed. *@ Vermont (ESPN+/3) 7 p.m.
25 Sat. *MAINE (ESPN+/3) 2 p.m.
28 Tues. *UMBC (ESPN+/3) 7 p.m.

MARCH

4 Sat. America East Quarterfinals TBA
7 Tues. America East Semifinals TBA
11 Sat. America East Championship TBA

*America East game broadcast on ESPN+/3
HOME games in BOLD CAPS

BINGHAMTON UNIVERSITY BEARCATS