



**BOWLING GREEN MEN'S
CROSS COUNTRY/TRACK & FIELD
RECORD & FACT BOOK**

TABLE OF CONTENTS

BGSU QUICK FACTS

School.....	Bowling Green State University
Location	Bowling Green, Ohio 43403
Founded	1910
Enrollment	20,232
Nickname	Falcons
Colors.....	Orange and Brown
Affiliation	NCAA Division I
Conference.....	Mid-American Conference
President.....	Dr. Rodney Rogers
Athletics Director.....	Derek van der Merwe
Faculty Athletics Representative.....	Dr. Ray Schneider
.....	Dr. Donna Trautman
Athletics Department Phone	419-372-2401
Athletics Website	BGSUFalcons.com

BGSU CROSS COUNTRY STAFF

Head Coach	Lou Snelling (15th season)
Alma Mater	Central Florida '00
E-mail	lrsnell@bgsu.edu
Associate Head Cross Country &	
Assistant Track Coach.....	Rachel Rhynard (1st season)
Alma Mater	Michigan State '13
E-mail	rrhynar@bgsu.edu
Athletic Trainer	Logan Lamaile
Coordinator of Student-Athlete Services....	Meghan Horn
Assistant Director of Sports Performance	Kevin Long

TABLE OF CONTENTS

Quick Facts/Table of Contents.....	2
------------------------------------	---

CROSS COUNTRY

Top 10 Lists	3
NCAA Championships Results.....	4
NCAA Great Lakes Regionals Results.....	5-6
MAC Championships Results	7
Awards & Honors	8

TRACK & FIELD

Indoor/Outdoor Records Top 10 Lists	9
NCAA Indoor Championships Results	10
NCAA Outdoor Championships Results.....	11
MAC Indoor Championships Results.....	12
MAC Outdoor Championships Results	13
Awards & Honors	14

HISTORY/TRADITION

Mel Brodt Cross Country Course.....	15
BGSU Cross Country Hall of Famers.....	16-17
Tradition.....	18

A special thank you to Jesse Squire, Noah Tylutki, BGSU archives and TrackAttic.xyz.

Any additions, changes or corrections can be forwarded to Vincent Briedis via email at vinceb@bgsu.edu. Any physical copies of photos, records, results, media guides, etc. can be sent to:

**BGSU Strategic Communications
245 Perry Stadium East Bowling Green, OH 43403**

LAST UPDATED: June 2025



CROSS COUNTRY TOP 10 LISTS

5K

1. Eddie Kipchoge	15:23.0	2007 vs. Toledo
2. Noah Schaub	15:25.0	2018 at Mel Brodt Opener
3. Tyler Phillips	15:31.7	2018 at Mel Brodt Opener
4. AJ Haffa	15:37.0	2022 at Ohio Invitational
5. Rogers Kipchumba	15:40.0	2004 vs. Toledo
6. Patrick Maynard	15:41.0	2003 vs. Toledo
7. Cesar Arellano	15:42.0	2018 at Mel Brodt Opener
8. Jonathan Wenning	15:42.7	2016 vs. Toledo
9. Kohl Taberner	15:44.5	2016 vs. Toledo
10. Edwin Cheriuyot	15:45.0	2004 vs. Toledo

6K

1. Noah Schaub	18:46.4	2018 at Toledo Opener
2. Cesar Arellano	19:00.7	2018 at Toledo Opener
3. Kyle Hibinger	19:09.5	2018 at Toledo Opener
4. Tyler Phillips	19:15.5	2018 at Toledo Opener
5. Gabe Garbarino	19:20.6	2018 at Toledo Opener
6. Heriberto Alvarez	19:20.8	2023 at Tommy Evans Invitational
7. Jonathan Wenning	19:27.3	2018 at Toledo Opener
8. Micah Bentley	19:37.7	2023 at Tommy Evans Invitational
9. Hunter Sidle	19:39.5	2023 at Tommy Evans Invitational
10. Charlie Nowinski	19:41.7	2023 at Tommy Evans Invitational

8K

1. Noah Schaub	24:06.4	2018 at Louisville Classic
2. Eddie Kipchoge	24:16.4	2007 at Louisville Classic
3. Tyler Phillips	24:35.7	2018 at MAC Championships
4. AJ Haffa	24:36.3	2022 at Paul Short Run
5. Mario Rothmund	24:37.1	2002 at Auburn Invitational
6. Kyle Hibinger	24:37.6	2019 at Louisville Classic
7. Cesar Arellano	24:40.1	2021 at Louisville Classic
8. Nathan Kuck	24:47.4	2015 at Louisville Pre-Nationals
9. Gabe Garbarino	24:50.5	2019 at Louisville Classic
10. Tom Kutter	24:54.0	2000 at MAC Championships

10K

1. Kevin Ryan	30:03.0	1978 at UN Invitational
2. Chris Koehler	31:15.4	1982 at NCAA Championships
3. Anthony Sweet	31:33.6	2023 at NCAA Great Lakes Regional
4. Eddie Kipchoge	31:35.5	2006 at NCAA Great Lakes Regional
5. Noah Schaub	31:39.7	2018 at NCAA Great Lakes Regional
6. Jason Salyer	31:43.0	2013 at NCAA Great Lakes Regional
7. Kyle Hibinger	31:52.7	2019 at NCAA Great Lakes Regional
8. Rogers Kipchumba	31:56.4	2004 at NCAA Great Lakes Regional
9. Holger Hille	31:57.0	1978 at UN Invitational
10. Cesar Arellano	32:00.1	2022 at NCAA Great Lakes Regional

RECORDS SINCE 2000



AT THE NCAA CHAMPIONSHIPS

TEAM/INDIVIDUAL RESULTS

YEAR	Place	Points	Champion (Points)	Course
1946	--	--	Drake (42)	Forest Akers East Golf Course (East Lansing, Mich.)
1947	16th of 19	415	Penn State (65)	Forest Akers East Golf Course (East Lansing, Mich.)
1948	--	--	Michigan State (46)	Forest Akers East Golf Course (East Lansing, Mich.)
1949	18th of 18	484	Michigan State (59)	Forest Akers East Golf Course (East Lansing, Mich.)
1950	--	--	Penn State (53)	Forest Akers East Golf Course (East Lansing, Mich.)
1951	14th of 18	358	Syracuse (81)	Forest Akers East Golf Course (East Lansing, Mich.)
1957	15th of 17	412	Notre Dame (121)	Forest Akers East Golf Course (East Lansing, Mich.)
1961	16th of 17	403	Oregon State (70)	Forest Akers East Golf Course (East Lansing, Mich.)
1962	--	--	San Jose State (58)	Forest Akers East Golf Course (East Lansing, Mich.)
1963	13th of 21	367	San Jose State (52)	Forest Akers East Golf Course (East Lansing, Mich.)
1964	18th of 23	470	Western Michigan (86)	Forest Akers East Golf Course (East Lansing, Mich.)
1965	--	--	Western Michigan (81)	Rim Rock Farm (Lawrence, Kan.)
1968	--	--	Villanova (78)	Van Cortlandt Park (Bronx, N.Y.)
1969	9th of 29	324	UTEP (74)	Van Cortlandt Park (Bronx, N.Y.)
1970	8th of 39	324	Villanova (85)	Van Cortlandt Park (Bronx, N.Y.)
1971	5th of 17	137	Oregon (51)	Van Cortlandt Park (Bronx, N.Y.)
1972	4th of 25	160	Tennessee (126)	Glenbrook Golf Course (Houston, Texas)
1973	--	--	Oregon (85)	Latah Creek Golf Course (Spokane, Wash.)
1974	--	--	Oregon (76)	Latah Creek Golf Course (Spokane, Wash.)
1978	--	--	UTEP (56)	Yahara Hills Golf Course (Madison, Wisc.)
1982	--	--	Wisconsin (57)	IU Championship XC Course (Bloomington, Ind.)
1986	--	--	Arkansas (69)	Canada Hills Country Club (Tucson, Ariz.)

Notes

-List includes individual and teams who ran at the NCAA Championships.

-Four mile race (1938-64), six mile race (1965-75), 10K (1976-present)

1970

Sid Sink*	8th	28:30.0
Tracy Elliott	34th	29:13.0
Steve Danforth	35th	29:13.0
Richard Schnittker	175th	30:30.0
Robert McOmber	200th	30:43.0
Craig MacDonald	209th	30:54.0
James Ferstle	262nd	31:55.0

1971

Dave Wottle*	12th	30:06.0
Steve Danforth	33rd	30:35.0
Tracy Elliott	51st	30:53.0
Robert McOmber	129th	31:50.0
Chris Doyle	141st	32:01.0
Richard Schnittker	163rd	32:13.0
James Ferstle	209th	32:41.0

1972

Craig MacDonald*	12th	29:06.0
Steve Danforth	29th	29:31.0
Tracy Elliott	49th	29:44.0
Richard Schnittker	87th	30:12.0
Daniel McFarland	89th	30:14.0
Bruce Vermilyea	101st	30:23.0
Robert McOmber	151st	30:53.0

1973

Craig MacDonald	32nd	29:25.6
-----------------	------	---------

1974

Tim Zurbaugh	14th	30:20.7
--------------	------	---------

1978

Kevin Ryan	89th	30:58.5
------------	------	---------

1982

Chris Koehler	45th	31:15.4
---------------	------	---------

1986

Dave More	102nd	32:46.81
-----------	-------	----------

1946

Robert Petrie	47th	22:12.4
Lynn Johns	115th	23:42.5

1947

Robert Petrie	64th	22:53.0
Robert Scott	98th	23:38.0
James Miller	99th	23:40.0
Walter Terrell	115th	24:09.1
Curtis Nelson	129th	24:40.0
Charles Lamb	140th	25:36.0
Albert Pomponic	141st	25:37.0

1948

Robert Weaver	98th	22:53.65
Robert Petrie	110th	23:15.74

1949

Leroy Pate	88th	22:41.0
Frank Kilgore	96th	22:52.0
Robert Mickits	107th	23:03.0
Bruce Oliver	119th	24:03.0
Robert Weaver	121st	24:14.0

1950

Marvin Crosten	28th	21:57.0
Lee Pate	47th	22:47.0

1951

Marvin Crosten	53rd	21:38.0
Dean Marr	71st	21:59.1
Larry Hall	83rd	22:19.0
Lee Pate	88th	22:30.0
Hilliard Roane	105th	23:16.0
Walter Durioy	109th	23:34.0

1957

Richard Snow	78th	21:34.0
Larry Dove	90th	21:52.1
John Scott	107th	22:25.0
Robert Mears	112th	22:47.0
David Armstrong	113th	22:47.1

1961

Barry Binkley	70th	21:40.0
Robert Frost	102nd	22:35.0
John Schengili	118th	23:08.3
Joseph Muscarella	119th	23:10.0
Lloyd Kime	120th	23:19.0

1962

Dale Cordova	71st	21:02.6
Barry Binkley	76th	21:10.0
Lloyd Kime	120th	22:14.0
Vinson Rehfeld	133rd	23:22.0

1963

Neil Steury	45th	20:49.0
Dale Cordova	89th	21:27.8
Lloyd Kime	113th	21:43.0
William Kerns	118th	21:46.5
Richard Elsasser	133rd	22:09.2
William Rieck	139th	22:20.0
Steven Strominger	149th	22:29.6

1964

Dale Cordova	65th	21:27.5
William Kerns	116th	21:59.4
Stanley Chapman	134th	22:13.0
Richard Elsasser	136th	22:14.0
Steven Strominger	144th	22:22.5
Andrew Benko	170th	23:10.8

1965

William Kerns	52nd	31:33.8
Robert Parks	59th	31:47.0

1968

Sid Sink*	9th	29:58.0
Paul Talkington	45th	30:37.0

1969

Sid Sink*	12th	29:57.0
Dave Wottle	30th	30:14.0
Tracy Elliott	104th	31:45.0
Stephen Danforth	158th	32:40.0
David Olson	190th	33:13.0
James Ferstle	220th	33:43.0

AT THE NCAA GREAT LAKES REGIONAL

TEAM RESULTS

YEAR	Place	Points	Champion (Points)	Course
2000	17th of 31	439	Wisconsin (75)	Eastern Michigan
2001	25th of 31	677	Notre Dame (71)	Wabash Valley Sports Center (Terre Haute, Ind.)
2002	28th of 31	852	Wisconsin (57)	Purdue
2003				Wabash Valley Sports Center (Terre Haute, Ind.)
2004	--	--	Wisconsin (47)	Eastern Michigan
2005	27th of 30	732	Wisconsin (49)	Indiana
2006	23rd of 31	681	Wisconsin (52)	Bowling Green
2007	--	--	Wisconsin/Michigan (68)	Indiana
2008	--	--		
2009	--	--		
2010	25th of 31	744	Wisconsin (32)	Katke-Cousins GC (Rochester, Mich.)
2011	24th of 31	640	Wisconsin (50)	Ottawa Park Golf Course (Toledo, Ohio)
2012	28th of 30	899	Wisconsin (43)	Thomas Zimmer XC Course (Verona, Wisc.)
2013	25th of 31	675	Michigan (70)	Thomas Zimmer XC Course (Verona, Wisc.)
2014	26th of 30	793	Wisconsin (61)	Thomas Zimmer XC Course (Verona, Wisc.)
2015	23rd of 30	589	Michigan (67)	Thomas Zimmer XC Course (Verona, Wisc.)
2016	19th of 30	509	Wisconsin (51)	Thomas Zimmer XC Course (Verona, Wisc.)
2017	19th of 26	478	Michigan State (68)	LaVern Gibson XC Course (Terre Haute, Ind.)
2018	10th of 29	315	Wisconsin (49)	LaVern Gibson XC Course (Terre Haute, Ind.)
2019	21st of 29	560	Purdue (79)	Thomas Zimmer XC Course (Verona, Wisc.)
2020	CANCELED	--	--	--
2021	25th of 30	666	Notre Dame (37)	Angel Mounds (Evansville, Ind.)
2022	23rd of 29	607	Wisconsin (50)	LaVern Gibson XC Course (Terre Haute, Ind.)
2023	26th of 30	741	Butler (43)	Thomas Zimmer XC Course (Verona, Wisc.)
2024	30th of 31	840	Notre Dame (70)	Silver Creek XC Park (Norton, Ohio)

2000

Tom Kutter	43rd	32:15.4
Paul Niedwiecki	46th	32:18.4
Rob Glatz	94th	33:33.6
Kreg Hatfield	123rd	34:15.2
Austin Chapin	133rd	34:29.3
Chad Kunkle	142nd	34:44.0
Dave Larson	168th	35:35.4

2001

Tom Kutter	53rd	32:19.0
Chad Kunkle	131st	34:02.2
Justin Perez	149th	34:26.3
Andy Artiaga	168th	35:02.3
Phil King	176th	35:23.5
Dave Larson	205th	39:09.8

2002

Mario Rothmund	68th	32:28.8
Troy Stiles	182nd	35:39.5
Kris Lachowski	186th	35:51.5
Josh Stucky	207th	37:38.7
Steve Blasko	209th	39:06.8

2003

NONE

2004

Rogers Kipchumba	64th	31:56.4
Bryan Jackson	157th	34:21.2
Steve Vairetta	187th	35:21.3

2005

Rogers Kipchumba	90th	33:45.9
Edgar Ramirez	143rd	35:24.1
Aaron Smuda	159th	35:50.2
Bryan Jackson	162nd	35:51.2
Brett Finnan	178th	36:44.0
Kris Lachowski	179th	36:45.2
Steve Vairetta	184th	37:02.1

2006

Eddie Kipchoge	14th	31:35.47
Brad Wells	98th	33:37.37
Edgar Ramirez	180th	35:45.12
Rogers Kipchumba	193rd	36:21.75
Hillary Maiyo	196th	36:33.08
Curtis Farnsel	201st	36:48.16
Kevin Kaighin	208th	37:43.86

2007

Eddie Kipchoge	49th	32:09.22
----------------	------	----------

2008

NONE

2009

Chris Moody	106th	33:41.07
Jason Salyer	127th	34:09.43
Johnstone Kirui	183rd	36:04.65
Ben Leininger	199th	37:14.92

2010

Chris Moody	124th	32:58.12
Jason Salyer	130th	33:05.76
Rob Kelvey	131st	33:07.02
Jesse Smuda	173rd	34:20.02
Greg Black	186th	34:52.89
Josh Franek	194th	35:17.20
Jeff Ehler	210th	37:29.90

2011

Jason Salyer	63rd	31:43.6
Kevin Budge	127th	32:59.8
Ryan Harrison	148th	33:24.0
Josh Franek	149th	33:24.6
Greg Black	153rd	33:34.2
Tom Hipwell	173rd	34:23.1
Perry Fraylick	190th	34:55.3

Notes

-List includes regional results since 1998.

-Regional competition began in 1982.

-1982-99 5K race, 2000-present 6K race.

2012

Tim Jurick	170th	35:05.0
Tom Hipwell	173rd	35:11.0
Joe Vanbolderen	182nd	35:36.0
Perry Fraylick	186th	35:54.0
Jeremy Richard	188th	36:06.0

2013

Jason Salyer	51st	31:43.0
Greg Black	97th	32:57.0
Tim Jurick	168th	34:34.0
Joe Vanbolderen	170th	34:36.0
Jeremy Richard	189th	35:28.0

2014

Kohl Taberner	106th	32:20.0
Greg Black	154th	33:06.0
Travis Jex	168th	33:22.0
Landon Brown	182nd	34:15.0
Jeremy Richard	183rd	34:15.0
Nicholas Voth	187th	34:33.0
Nathan Kuck	191st	34:49.0

2015

Nathan Kuck	78th	32:34.8
Kohl Taberner	90th	32:49.4
Jonathan Wenning	116th	33:06.2
Noah Schaub	146th	33:45.0
Kyle Repetto	159th	34:08.0
Nicholas Voth	171st	34:33.8
Paul Garbarino	178th	34:56.8

2016

Noah Schaub	65th	32:01.5
Kohl Taberner	67th	32:03.5
Jonathan Wenning	96th	32:31.3
Tyler Phillips	129th	33:13.1
Jacob Schenten	152nd	33:45.3
Kyle Repetto	177th	34:20.3
Paul Garbarino	194th	35:34.4

2017

Noah Schaub	34th	31:55.1
Jacob Schenten	106th	33:15.8
Jonathan Wenning	107th	33:18.7
Tyler Phillips	117th	33:28.3
Jonathan Voth	118th	33:29.6
Gabe Garbarino	127th	33:39.3
Kohl Taberner	130th	33:43.7

2018

Noah Schaub	24th	31:39.7
Tyler Phillips	56th	32:16.7
Jonathan Voth	69th	32:29.0
Cesar Arellano	84th	32:41.4
Kyle Hibinger	86th	32:43.9
Jonathan Wenning	103rd	33:00.3
Abel Nijakowski	143rd	33:46.9



AT THE NCAA GREAT LAKES REGIONAL

2019

Kyle Hibinger	57th	31:52.7
Gabe Garbarino	97th	32:39.5
AJ Haffa	116th	32:58.8
Cesar Arellano	130th	33:14.6
Vince Manning	168th	34:40.8
Joseph Johnson	175th	34:54.0

2021

Cesar Arellano	101st	32:11.4
AJ Haffa	107th	32:20.2
Christian Gagliardi	146th	33:10.5
Charlie Nowinski	155th	33:27.1
Joseph Johnson	157th	33:30.5
Michael Worboy	175th	34:00.1
Liam Seiple	190th	35:11.9

2022

Cesar Arellano	90th	32:00.1
Heriberto Alvarez	115th	32:26.8
AJ Haffa	121st	32:30.7
Michael Worboy	132nd	32:52.6
Hunter Sidle	149th	33:28.5
Charlie Nowinski	159th	33:44.6
Josh Risko	176th	34:19.6

2023

Anthony Sweet	86th	31:33.6
Heriberto Alvarez	126th	32:02.9
AJ Haffa	175th	33:16.4
Christian Gagliardi	177th	33:18.7
Ben Myers	180th	33:26.7
Charlie Nowinski	204th	34:54.3

2024

Anthony Sweet	138th	32:13.8
Ben Myers	150th	32:32.3
Charlie Nowinski	177th	33:12.0
Micah Bentley	187th	33:31.9
Luke Woolard	188th	33:33.3
Bryce Weber	205th	35:01.6
Luke Lesseuer	208th	35:18.6

AT THE MAC CHAMPIONSHIPS

TEAM RESULTS					
Year	Place	Points	Champion (Points)	Course	Head Coach
1946			Wayne State		
1947			Miami (OH)		
1948			Western Michigan		
1949			Miami (OH)		
1950			Miami (OH)		
1951			Miami (OH)		
1952			Miami (OH)		
1953			Miami (OH)		
1954			Miami (OH)		
1955			Miami (OH)		
1956			Miami (OH)		
1957			Western Michigan		
1958			Western Michigan		
1959			Western Michigan		
1960			Western Michigan		Mel Brodt
1961			Western Michigan		Mel Brodt
1962			Ohio		Mel Brodt
1963			Western Michigan		Mel Brodt
1964			Ohio		Mel Brodt
1965			Miami (OH)		Mel Brodt
1966			Western Michigan		Mel Brodt
1967			Miami (OH)		Mel Brodt
1968			Western Michigan		Mel Brodt
1969			Bowling Green		Mel Brodt
1970			Western Michigan		Mel Brodt
1971			Miami (OH)		Mel Brodt
1972			Miami (OH)		Mel Brodt
1973			Eastern Michigan		Mel Brodt
1974			Eastern Michigan		Mel Brodt
1975			Ball State		Mel Brodt
1976			Western Michigan		Mel Brodt
1977			Western Michigan		Mel Brodt
1978			Miami (OH)		Mel Brodt
1979			Western Michigan		Mel Brodt
1980	3rd of 10	85	Western Michigan (64)		Mel Brodt
1981	6th of 10	134	Miami (OH) (52)		Mel Brodt
1982	5th of 7	100	Central Michigan (38)		Mel Brodt
1983	2nd of 8	71	Miami (OH) (32)		Mel Brodt
1984	6th of 8	107	Miami (OH) (40)		Mel Brodt
1985	3rd of 8	81	Miami (OH) (62)		Sid Sink
1986	T-4th of 9	96	Eastern Michigan (66)		Sid Sink
1987	7th of 9	170	Ball State (58)		Sid Sink
1988	6th of 9	133	Central Michigan (51)		Sid Sink
1989	6th of 9	132	Central Michigan (47)		Sid Sink
1990	4th of 9	101	Eastern Michigan (53)		Sid Sink
1991	5th of 9	124	Eastern Michigan (30)		Sid Sink
1992	5th of 10	142	Eastern Michigan (32)		Sid Sink
1993	6th of 10	159	Eastern Michigan (40)		Sid Sink
1994	8th of 10	196	Eastern Michigan (37)		Sid Sink
1995	1st of 10	57	Bowling Green (57)		Sid Sink
1996	6th of 10	173	Ohio (34)		Sid Sink
1997	8th of 11	194	Miami (OH) (35)		Sid Sink
1998	9th of 12	253	Miami (OH) (46)		Sterling Martin
1999	11th of 12	243	Central Michigan (37)		Sterling Martin
2000	6th of 12	145	Eastern Michigan (38)		Sterling Martin
2001	8th of 12	202	Eastern Michigan (30)		Sterling Martin
2002	11th of 12	321	Central Michigan (39)		Cami Paulson
2003	12th of 12	350	Central Michigan (46)		Cami Paulson
2004	10th of 10	262	Central Michigan (31)		Cami Paulson
2005	8th of 9	229	Eastern Michigan (39)		Cami Paulson
2006	8th of 9	208	Eastern Michigan (23)		Cami Paulson
2007	8th of 9	241	Eastern Michigan (31)		Cami Paulson
2008	9th of 9	270	Eastern Michigan (42)	Eagle Crest Golf Club	Cami Paulson
2009	9th of 9	283	Kent State (30)	Ohio University Golf Course	Cami Paulson
2010	9th of 9	252	Eastern Michigan (66)	Pine View Golf Club	Cami Paulson
2011	9th of 9	256	Eastern Michigan (68)	Elks Country Club	Lou Snelling
2012	9th of 9	277	Eastern Michigan (59)	Beaver Island State Park	Lou Snelling
2013	9th of 9	228	Eastern Michigan (42)	Forrest Creason Golf Course	Lou Snelling
2014	9th of 9	276	Eastern Michigan (23)	Riverwood Golf Course	Lou Snelling
2015	7th of 9	189	Eastern Michigan (26)	GlenOak Community Park	Lou Snelling
2016	5th of 9	107	Eastern Michigan (15)	Kent State Golf Course	Lou Snelling
2017	3rd of 9	107	Eastern Michigan (24)	Miami XC Course	Lou Snelling
2018	2nd of 9	86	Miami (OH) (42)	Ottawa Park Golf Course	Lou Snelling
2019	8th of 9	190	Eastern Michigan (59)	NIU North 40 XC Course	Lou Snelling
2020	8th of 8	183	Eastern Michigan (39)	Mel Brodt XC Course	Lou Snelling
2021	8th of 8	195	Eastern Michigan (30)	Eagle Crest Golf Club	Lou Snelling
2022	8th of 8	176	Miami (OH) (46)	Ohio University Golf Course	Lou Snelling
2023	9th of 9	229	Akron (55)	Mel Brodt XC Course	Lou Snelling
2024	9th of 9	259	Toledo (49)	Ball State XC Course	Lou Snelling



AWARDS & HONORS

1969

Coach: Mel Brodt

MAC CHAMPIONS

1972

Coach: Mel Brodt

NCAA DISTRICT IV CHAMPIONS

1995

Coach: Sid Sink

MAC CHAMPIONS

All-Americans

Sid Sink.....	1968, 1969, 1970
Tracy Elliot.....	1970
Dave Wottle.....	1971
Craig MacDonald.....	1972, 1973
Steve Danforth.....	1972
Tim Zumbaugh.....	1974

All-Region (Top 25 at Regionals)

Craig Macdonald.....	1972 (3rd)
Tracy Elliot.....	1972 (5th)
Steve Danforth.....	1972 (6th)
Craig Macdonald.....	1973 (5th)
Tim Zumbaugh.....	1974 (14th)
Bob Lunn.....	1977 (12th)
Kevin Ryan.....	1978 (14th)
Pete Murtaugh.....	1979 (20th)
Chris Koehler.....	1980 (10th)
Chris Koehler.....	1981 (13th)
Doug Hogrefe.....	1984 (19th)
Dave Mora.....	1985 (20th)
Dave Mora.....	1986 (3rd)
Todd Black.....	1991 (24th)
Brad Schaser.....	1995 (20th)
Tim Arndt.....	1995 (18th)
Eddie Kipchoge.....	2006 (14th)
Noah Schaub.....	2018 (24th)

MAC Coach of the Year

1983.....	Mel Brodt
1995.....	Sid Sink

All-MAC (1968-2004)

Sid Sink.....	1968, 1969
Dave Wottle.....	1971
Tracy Elliot.....	1972
Craig Macdonald.....	1972, 1973
Dan Dunton.....	1974
Tim Zumbaugh.....	1974
Tim Dunton.....	1975
Gary Desjardins.....	1976
Kevin Ryan.....	1977, 1978
Bob Lunn.....	1977, 1978
Steve Housley.....	1978, 1979
Pete Murtaugh.....	1979
Jeff Martin.....	1979, 1980
Chris Koehler.....	1980, 1981, 1982
Dan Gruneisen.....	1983, 1984
Tom Franek.....	1985
Todd Nichols.....	1985

Dave Mora.....	1986
Mike McKenna.....	1986
Keith Madaras.....	1990, 1991
Todd Black.....	1990, 1991
Eddie Nicholson.....	1992
Brad Shaser.....	1993, 1995
Alan Boos.....	1995
Tim Arndt.....	1995
Tom Kutter.....	2000, 2001

First-Team All-MAC (2005-present)

Jason Salyer.....	2013
Noah Schaub.....	2017, 2018
Tyler Phillips.....	2018

Second-Team All-MAC (2005-present)

Rogers Kipchumba.....	2005
Eddie Kipchoge.....	2007
Kohl Taberner.....	2016

MAC Individual Champions

1968.....	Sid Sink (30:31.5)
1969.....	Sid Sink (30:21.9)
1971.....	Dave Wottle (30:36.7)
1978.....	Kevin Ryan (31:07.6)
1981.....	Chris Koehler (30:47.0)

MAC Runner-Up

1972.....	Craig MacDonald (29:55.0)
1973.....	Craig MacDonald (30:39.0)
1980.....	Chris Koehler (30:57.9)
1982.....	Chris Koehler (24:53.0)
1995.....	Brad Schaser (25:31.0)
2018.....	Noah Schaub (24:26.6)

MAC Runner of the Week

Noah Schaub.....	Oct. 17, 2017
Noah Schaub.....	Sept. 11, 2018

USTFCCCA Hall of Fame

2002.....	Mel Brodt
2023.....	Dave Wottle

USTFCCCA All-Academic Team (GPA)

2010.....	3.10
2011.....	3.35
2012.....	3.533
2013.....	3.60
2014.....	3.47
2015.....	3.754 (2nd best in Division I)
2016.....	3.71 (highest in Division I)
2017.....	3.60
2018.....	3.55
2019.....	3.55
2020.....	3.223
2021.....	3.32
2023.....	3.36
2024.....	3.714 (8th best in Division I)

Must have cumulative team GPA of at least 3.0

Academic All-MAC

Cesar Arellano.....	2020, 2021
Timothy Arndt.....	1994, 1995
Micah Bentley.....	2024
Raymond Berling.....	2017, 2018, 2019
Greg Black.....	2011, 2013, 2014
Drew Blazer.....	2021
Josh Franek.....	2011
Christian Gagliardi.....	2021, 2022, 2023
Gabe Garbarino.....	2018
Paul Garbarino.....	2016, 2017, 2018
Gaetan Girard.....	1985
Kyle Hibinger.....	2018, 2019
Travis Jex.....	2014
Joseph Johnson.....	2020
Tim Jurick.....	2013 (HM)
Nathan Kuck.....	2014, 2015
Dave Lincicome.....	1993
Keith Madaras.....	1991
Vince Manning.....	2020, 2021
Chris Moody.....	2009
Edward Nicholson.....	1993
Charlie Nowinski.....	2022, 2023, 2024
Tyler Phillips.....	2016, 2017, 2018
Kyle Repetto.....	2016
Jeremy Richard.....	2013 (HM), 2014
Josh Risko.....	2023
Jason Salyer.....	2011, 2013
Brad Schaser.....	1993, 1995
Noah Schaub.....	2016, 2017
Jacob Schenten.....	2016, 2017
Hunter Sidle.....	2023
Anthony Sweet.....	2024
Kohl Taberner.....	2015, 2016, 2017
Joe van Bolderen.....	2013 (HM)
Omar Vazquez.....	2021, 2022
Jonathan Voth.....	2018, 2019
Nick Voth.....	2015, 2016, 2017
Bryce Weber.....	2023, 2024
Jonathan Wenning.....	2016, 2017, 2018
Luke Woolard.....	2024
Mikey Worboy.....	2021

Must have a 3.20 cumulative GPA and participated in at least 50 percent of the contests

Most in a year: 8 (2016, 2017)

MAC Bob James Memorial Scholarship Award

2019.....	Paul Garbarino
-----------	----------------

MAC Medal of Excellence

2018.....	Kohl Taberner
2019.....	Noah Schaub

MAC Distinguished Scholar-Athlete

2014.....	Greg Black
2014.....	Travis Jex
2016.....	Noah Schaub
2016.....	Kohl Taberner
2016.....	Nick Voth
2017.....	Noah Schaub
2017.....	Nick Voth
2018.....	Kyle Hibinger
2018.....	Jonathan Voth



TRACK & FIELD RECORDS

INDOOR

55-Meter	Bob James	6.34	1968
	Ed Watkins	6.34	1972
200-Meter	Rah'Sheen Clay	21.04	1998
300-Meter	Henry Williams	33.59	1966
400-Meter	Rah'Sheen Clay	46.64	1997
600-Meter	Terry Reedus	1:18.84	1980
800-Meter	John Anich	1:49.40	1980
1,000-Meter	Dave Wottle	2:22.30	1972
1,500-Meter	Dave Wottle	3:44.80	1972
Mile	Dave Wottle	4:01.69	1973
3,000-Meter	Sid Sink	8:06.80	1972
Two-Mile	Sid Sink	8:29.90	1972
5,000-Meter	Sid Sink	14:08.81	1972
55-Meter Hurdles	Scott Thompson	7.19	1994
Shuttle Hurdle Relay	J. Gagnon, J. Irwin, J. Shepherd, D. Godfrey	30.44	1972
4x200-Meter Relay	D. Braddix, P. Miller, T. Rivers, R. Clay	3:13.32	1997
4x800-Meter Relay	D. Agosta, C. Pullom, J. Anich, J. Brown	7:26.06	1980
DMR	J. Anich, T. Reedus, S. Housley, J. Brown	9:43.30	1981
Shot Put	Adam Rose	58-1.25	1997
Weight Throw	Reed Parks	60-0	1993
Long Jump	Ron Heard	24-11.25	1987
Triple Jump	Lewis Maclin	48-11.5	1976
High Jump	Doug Heitkamp	7-0.5	1997
Pole Vault	Travis Downey	17-4.5	1998
Pentathlon	Alex Sprague	3846	1998

OUTDOOR

100-Meter	Brian Storm	10.20	1976
200-Meter	Rah'Sheen Clay	20.64	1998
400-Meter	Rah'Sheen Clay	46.57	1998
800-Meter	Dave Wottle	1:44.30	1972
1,500-Meter	Dave Wottle	3:36.20	1973
Mile	Dave Wottle	3:53.30	1973
3,000-Meter	Sid Sink	8:09.50	1971
Steeplechase	Sid Sink	8:26.40	1971
5,000-Meter	Sid Sink	13:52.13	1971
10,000-Meter	Dave Mora	29:14.04	1987
110-Meter Hurdles	Scott Thompson	13.69	1994
400-Meter Hurdles	Terry Reedus	51.33	1981
4x100-Meter Relay	E. Holmes, D. Braddix, T. Rivers, R. Clay	40.46	1997
Shuttle Hurdle Relay	M. Rosciszewski, R. Marinelli, R. Pietruszka, S. Thompson	59.31	1994
4x200-Meter Relay	P. Garrett, R. Greenberg, T. Wright, H. Williams	1:25.30	1965
4x400-Meter Relay	T. Wright, R. Canady, R. Clasen, H. Williams	3:07.51	1966
Sprint Medley Relay	R. Miller, E. Watkins, Z. Peterson, P. Miller	3:20.97	2000
4x800-Meter Relay	R. Clay, R. Oglesby, C. Pullom, J. Brown	7:19.15	1981
DMR	J. Anich, J. Wells, S. Housley, K. Ryan	9:31.22	1980
4x1,600-Meter Relay	S. Danforth, B. Vermilyea, C. MacDonald, D. Wottle	16:13.92	1973
Shot Put	Adam Rose	58-3.25	1997
Discus	Chris Plescia	180-0	1988
Hammer Throw	Reed Parks	211-11	1993
Javelin	Bill Hampton	242-2	1984
Long Jump	Ken Rankin	25-7.25	1985
Triple Jump	Louis Maclin	49-10.75	1976
High Jump	Tom Hall	7-1.5	1991
Pole Vault	Travis Downey	17-5.5	1998
Heptathlon	Alex Sprague	7329	1999

BGSU sponsored men's track & field from 1923-2002



AT THE NCAA INDOOR CHAMPIONSHIPS

TEAM/INDIVIDUAL RESULTS

Year	Place	Points	Champion (Points)	Site	Head Coach
1964	--	--			
1965	--	--	Missouri (14)		
1966	T-35th of 44	2	Kansas (14)		
1967	--	--	USC (26)		
1968	--	--	Villanova (35.33)		
1970	T-32nd of 43	2	Kansas (27.5)		
1971	T-22nd of 47	4	Villanova (22)		
1972	T-2nd of 52	18	USC (19)		
1973	T-15th of 55	6	Manhattan (18)		
1974	--	--	UTEP (19)		
1975	--	--	UTEP (36)		
1977	--	--	Washington State (25.5)		
1979	T-47th of 60	2	Villanova (52)		
1980	--	--	UTEP (76)		
1981	T-45th of 61	3	UTEP (76)		
1982	--	--	UTEP (67)		
1993	--	--	Arkansas (66)		
1994	T-40th of 57	4	Arkansas (94)		
1996	--	--	George Mason (39)		
1997	T-58th of 66	2	Arkansas (59)		

Notes

-List includes individual and teams who ran at the NCAA Championships

* = All-American

1964

Ken Bryant	Long Jump	23-3.5
Ken Bryant	High Jump	6-5.5
Bob Clasen	600-yard	1:13.20

1965

Clasen, Greenberg,		
Wright, Canady*	4x440m Relay	8th
Henry Williams	60-yard	6.30

1966

Williams, Wright,		
Canady, Clasen*	4x440 Relay	4th 3:17.40
Henry Williams	60-yard	6.30

1967

Ken Kelly	600-yard	
-----------	----------	--

1968

Bob James	60-yard	6.40
Henry Williams	440-yard	49.40
Ken Kelly	600-yard	
Horne, Allen		
Kelly, Williams	4x440 Relay	

1970

Dave Wottle*	Mile	4th 4:06.5
--------------	------	------------

1971

Sid Sink*	2-Mile	2nd 8:38.00
Breeze, Farver,		
Danforth, Sink*	DMR	7th 9:59.20
Steve Danforth	Mile	4:14.80
Dave Fegley	60-yard Hurdles	7.80

1972

Dave Wottle*	880-yard	1st 1:51.80
Sid Sink*	Mile	1st 8:36.60
Macdonald, Farver,		
Sink, Wottle*	DMR	1st 9:49.60
Craig Macdonald	Mile	4:13.60
Steve Danforth	Mile	4:09.10
Ed Watkins	60-yard	6.50

1973

Dave Wottle*	Mile	1st 4:03.40
Dave Wottle*	2-Mile	6th 8:51.80
Vermilyea, Farver,		
Schnittker, Macdonald*	DMR	6th 10:01.80
Craig Macdonald	2-Mile	DNF

1974

Bruce Vermilyea	1,000-yard	2:20.90
Dave Fegley	60-yard Hurdles	7.50
Schittker, Taylor,		
Preston, Danforth	DMR	10:21.20

1975

Bruce Vermilyea	880-yard	1:55.60
Hutchinson, Taylor,		
Desjardins, Dunton	DMR	10:31.20

1977

4x880 Relay		
-------------	--	--

1979

Anich, Emmanuel,		
Ryan, Lunn*	DMR	5th 9:50.00
Steve Housley	Mile	4:15.80

1980

Kevin Ryan*	Mile	7th 4:15.90
John Anich	1,000-yard	2:17.50
	DMR	10:06.00

1981

Reedus, Agosta,		
Pullom, Brown*	4x880 Relay	5th 7:45.00
Anich, Reedus,		
Housley, Brown	DMR	6th 10:22.75
Dave Agosta	1,000-yard	2:20.05
Jeff Brown	1,000-yard	2:16.35

1982

Terry Reedus*	880-yard	7th 1:53.07
---------------	----------	-------------

1993

Scott Thompson	55m Hurdles	7.60
----------------	-------------	------

1994

Scott Thompson*	55m Hurdles	5th 7.28
-----------------	-------------	----------

1996

Scott Thompson*	55m Hurdles	7.39
-----------------	-------------	------

1997

Rah'Sheen Clay*	200m	7th 21.31
Rah'Sheen Clay	400m	47.68

AT THE NCAA OUTDOOR CHAMPIONSHIPS

TEAM/INDIVIDUAL RESULTS

Year	Place	Points	Champion (Points)	Site	Head Coach
1960	T-32nd of 49	4	Kansas (50)		
1964	--	--	Oregon (70)		
1966	T-44th of 55	2	UCLA (81)		
1967	--	--	USC (86)		
1968	--	--	USC (58)		
1969	T-33rd of 57	4	San Jose State (48)		
1970	T-10th of 54	18	BYU/Kansas/Oregon (35)		
1971	T-14th of 57	12	UCLA (52)		
1972	T-14th of 57	10	UCLA (82)		
1973	T-19th of 59	10	UCLA (52)		
1974	--	--	Tennessee (60)		
1975	--	--	UTEP (55)		
1976	--	--	USC (64)		
1977	--	--	Arizona State (64)		
1978	--	--	UTEP/UCLA (50)		
1980	T-50th of 63	2	UTEP (69)		
1981	--	--	UTEP (70)		
1987	--	--	UCLA (81)		
1993	T-59th of 61	1	Arkansas (69)		
1994	T-42nd of 76	6	Arkansas (83)		
2000	--	--	Stanford (72)		

Notes

-List includes individual and teams who ran at the NCAA Championships

* = All-American

1981

Jeff Brown	1,500m	3:58.18
Terry Reedus	400m Hurdles	52.30

1987

Dave Mora	10,000m	13th	30:28.49
-----------	---------	------	----------

1993

Todd Black*	800m	8th	1:48.86
Reed Parks	Hammer Throw	14th	59.90m

1994

Scott Thompson*	110m Hurdles	3rd	13.75
-----------------	--------------	-----	-------

2000

Rah'Sheen Clay	200m	21.64
----------------	------	-------

1960

Bernie Casey*	110m Hurdles	4th	14.30
Walt Killian*	High Jump	7th	6-4
Ernie Malzahn	110m Hurdles		14.80
Ernie Malzahn	400m Hurdles		54.50

1964

Bob Clasen	880-yard	1:56.20
------------	----------	---------

1965

Henry Williams*	100m	5th	9.60
Wright, Canady,			
Williams, Clasen*	Mile Relay	6th	3:12.40
Pratt, Greenberg,			
Wright, Williams*	4x110 Relay	7th	41.5

1966

Clasen, Canady,			
Wright, Williams*	Mile Relay	5th	3:08.60
Tom Wright	440-yard		47.50
Bob Clasen	880-yard		1:53.20

1967

Paul Talkington	6-Mile	11th	30:48.20
-----------------	--------	------	----------

1968

Paul Talkington	6-Mile	13th	30:47.30
Paul Talkington	3-Mile	17th	14:50.20
Jim Reardon	Discus	18th	165-10

1969

Sid Sink*	Steeplechase	4th	8:48.20
Sid Sink*	3-Mile	8th	14:27.20
Paul Talkington	6-Mile	10th	30:41.80
Dave Wottle	Mile		4:09.00
Paul Zitko	120-yard Hurdles		14.60

1970

Sid Sink*	Steeplechase	1st	8:41.00
Dave Wottle*	Mile	2nd	4:00.10
Tracy Elliot	6-Mile	17th	29:38.00
Steve Danforth	Mile		4:15.20

1971

Sid Sink*	Steeplechase	1st	8:30.90
Sid Sink*	3-Mile	5th	13:42.10
Steve Danforth	3-Mile	9th	13:56.60

1972

Dave Wottle*	1,500m	1st	3:39.70
Dave Fegley	110m Hurdles		14.20

1973

Dave Wottle*	Mile	1st	3:57.10
Steve Danforth	3-Mile	13th	14:07.6
Craig Macdonald	Mile		4:10.10
Bruce Vermilyea	Mile		4:12.90
Tracy Elliot	6-Mile		DNF

1974

Ron Weber	Decathlon	9th	7140
Jim Spiers	Steeplechase		9:28.00
Dave Fegley	120-yard Hurdles		13.80
Dave Fegley	400m Hurdles		52.94
Craig Macdonald	3-Mile		DNF

1975

Brian Storm	100m		9.81
Tom Preston	Steeplechase		9:40.80

1976

Brian Storm	100m		10.70
Tim Zumbaugh	10,000m		DNF

1977

Kevin Ryan	1,500m	11th	3:48.50
John Anich	800m		1:50.40

1978

John Anich	800m		1:50.70
------------	------	--	---------

1980

Kevin Ryan*	1,500m	6th	3:43.10
John Anich	800m		1:48.59



AT THE INDOOR MAC CHAMPIONSHIPS

TEAM RESULTS

Year	Place	Points	Champion (Points)	Host	Head Coach
1996	7th of 10	60	Eastern Michigan (135.5)	Eastern Michigan	
1997	6th of 9	57	Eastern Michigan (169)		
1998	5th of 10	57.5	Eastern Michigan (178.5)	Kent State	
1999	6th of 11	47	Eastern Michigan (188)	Bowling Green	
2000	6th of 11	38	Eastern Michigan (152)	Eastern Michigan	
2001	8th of 11	23	Eastern Michigan (168.5)	Central Michigan	
2002	9th of 11	22	Eastern Michigan (164)	Central Michigan	

-List includes all scorers (top 8) at MAC Championships

-Bold are MAC champions

-Results only go back to ____

-Scoring: 1st (10), 2nd (8), 3rd (6), 4th (5), 5th (4), 6th (3), 7th (2), 8th (1)

NEED: 1995, 2002, 2004

1999-present: 60m (previously 55m)

60m

2000	Ricco Oglesby	5th	6.87
2001	Ricco Oglesby	5th	6.90

2000	6th	10:15.22
2001	8th	10:29.78

200m

1997	Rah'Sheen Clay	2nd	21.13
1998	Rah'Sheen Clay	3rd	21.04
2000	Rah'Sheen Clay	4th	21.36
2001	Ricco Oglesby	8th	22.36

High Jump

1996	Doug Heitkamp	7th	6-9.75
1997	Doug Heitkamp	2nd	2.15m
1998	Doug Heitkamp	T-5th	2.01m
1999	Doug Heitkamp	4th	2.11m
	Eric Browning	5th	2.06m

400m

1996	Rah'Sheen Clay	4th	48.97
1997	Rah'Sheen Clay	2nd	46.64
1998	Rah'Sheen Clay	3rd	46.99
2000	Rah'Sheen Clay	1st	48.39
	Zerian Peterson	6th	48.83
2001	Zerian Peterson	3rd	48.77
	Keith Battle	6th	50.00

Pole Vault

1996	Travis Downey	1st	5.27m
1998	Travis Downey	3rd	5.10m
	Mike Baxter	7th	4.80m
1999	Mike Baxter	8th	4.65m

Triple Jump

1996	Marinelli	8th	45-3.75
------	-----------	-----	---------

800m

1996	Arndt	6th	1:55.70
1997	Pat Miller	3rd	1:52.78
1998	Pat Miller	4th	1:51.90
	Anderson	7th	1:54.75
1999	Pat Miller	2nd	1:54.12
	Pete Lisi	7th	1:56.08
2000	Pat Miller	6th	1:54.43

Shot Put

1996	Fielder	2nd	54-10
1997	Adam Rose	2nd	16.58m
1998	Adam Rose	1st	17.13m

Weight Throw

1996	Freeman	8th	52-1.75
1998	Alex Moser	8th	16.12m
1999	Alex Moser	3rd	17.67m

Mile

1996	Arndt	4th	4:15.06
1999	Jim Weckesser	7th	4:15.30

Pentathlon/Heptathlon

1996	Alex Sprague	8th	3576
1997	Alex Sprague	4th	3714
1998	Alex Sprague	3rd	3846
1999	Alex Sprague	1st	5467
	Dan Corleto	6th	4992

3,000m

1996	Jim Weckesser	5th	8:37.30
1997	Jim Weckesser	7th	8:39.89
2001	Tom Kutter	7th	8:33.52

5,000m

1998	Carney	8th	15:09.36
2001	Tom Kutter	5th	14:53.50

55m Hurdles

1996	Scott Thompson	1st	7.26
	Marinelli	7th	7.77
1997	Braddix	7th	7.49

4x400m Relay

1996		6th	3:22.88
1997		2nd	3:13.32
1998		4th	3:15.49
1999		7th	3:22.75
2000		1st	3:14.64
2001	Battle, Schomer, Cook, Peterson	7th	3:20.95

Distance Medley Relay

1996	4th	10:12.01
1997	7th	10:09.57
1998	5th	10:05.10
1999	5th	10:19.27



AT THE OUTDOOR MAC CHAMPIONSHIPS

TEAM RESULTS

Year	Place	Points	Champion (Points)	Host	Head Coach
1953	3rd of 9	24.5	Miami (OH) (89.5)	Western Michigan	
1954	4th of 8	17.2	Miami (OH) (99.4)	Miami (OH)	
1955	3rd of 8	44.5	Miami (OH) (85.5)	Ohio	
1956	2nd of 7	75.33	Miami (OH) (86)	Bowling Green	
1957	4th of 7	20	Miami (OH) (87)		
1958	4th of 7	47	Western Michigan (79)	Western Michigan	
1959	3rd of 7	57.25	Western Michigan (74)	Miami (OH)	
1960	3rd of 7	64	Western Michigan (78)	Ohio	
1961	4th of 7	24.5	Western Michigan (107.5)	Bowling Green	
1962	5th of 7	8.5	Western Michigan (85.5)		
1963	4th of 7	29	Western Michigan (104)	Western Michigan	
1964	5th of 7	26.5	Western Michigan (72)	Miami (OH)	
1965	2nd of 7	54	Western Michigan (62)	Ohio	
1966	3rd of 7	47	Western Michigan (69)	Toledo	
1967	5th of 7	47	Miami (OH) (169)	Bowling Green	
1968	5th of 7	59	Western Michigan (185)	Kent State	
1969	3rd of 7	98	Western Michigan (163)	Western Michigan	
1970	4th of 5	115	Western Michigan (212)	Miami (OH)	
1971	5th of 6	66	Western Michigan (158)	Ohio	
1972	1st of 6	138	Bowling Green (138)	Toledo	
1973	4th of 8	103	Kent State (137)	Bowling Green	
1974	2nd of 10	120	Eastern Michigan (123)	Kent State	
1975	3rd of 10	73.33	Kent State (132)	Western Michigan	
1976	4th of 10	72.33	Western Michigan (110)	Miami (OH)	
1977	5th of 10	60	Eastern Michigan (126)	Ohio	
1978	8th of 10	20	Eastern Michigan (156)	Central Michigan	
1979	6th of 10	51	Miami (OH) (113)	Eastern Michigan	
1980	6th of 9	47	Western Michigan (118.5)	Northern Illinois	
1981	7th of 10	41.5	Miami (OH) (113)	Ball State	
1982	7th of 10	46	Eastern Michigan (157)	Toledo	
1983	8th of 9	39	Eastern Michigan (165)	Bowling Green	
1984	7th of 9	40	Eastern Michigan (194.33)	Eastern Michigan	
1985	8th of 9	28.5	Western Michigan (169)	Western Michigan	
1986	7th of 9	34	Eastern Michigan (195)	Ohio	
1987	T-6th of 9	44	Eastern Michigan (168)	Ohio	
1988	5th of 9	64	Eastern Michigan (162)	Central Michigan	
1989	7th of 9	75	Eastern Michigan (201)	Eastern Michigan	
1990	5th of 9	84.5	Eastern Michigan (197.5)	Miami (OH)	
1991	3rd of 9	104	Eastern Michigan (175)	Ball State	
1992	8th of 9	64	Eastern Michigan (149.5)	Toledo	
1993	5th of 10	80	Miami (OH) (159)	Bowling Green	
1994	8th of 10	53	Eastern Michigan (169)	Ohio	
1995	4th of 10	76.5	Western Michigan (163.5)	Western Michigan	
1996	9th of 10	43.5	Western Michigan (166.5)	Miami (OH)	
1997	7th of 10	80	Eastern Michigan (152.5)	Kent State	
1998	6th of 11	70	Eastern Michigan (171)	Akron	
1999	8th of 12	48	Eastern Michigan (151)	Central Michigan	
2000	7th of 12	59	Kent State (124)	Buffalo	
2001	9th of 12	37	Eastern Michigan (155)	Miami (OH)	
2002	8th of 12	38	Eastern Michigan (168)	Eastern Michigan	

100m

1956	Floyd Lennox	1st	9.90
1965	Henry Williams	1st	9.50
1966	Henry Williams	1st	9.40
1976	Brian Storm	1st	9.80

200m

1956	Floyd Lennox	1st	21.70
1960	Angelo Privitera	1st	21.40
1965	Henry Williams	1st	21.70
1966	Henry Williams	1st	21.20
1998	Rah'Sheen Clay	1st	20.64

400m

1956	Ted Thomas	1st	49.00
1966	Tom Wright	1st	47.40
1972	Ted Farver	1st	47.80
1976	Ron Taylor	1st	47.80
2000	Zerian Peterson	1st	46.69
2001	Zerian Peterson	1st	46.72

800m

1970	Dave Wottle	1st	1:51.00
1972	Dave Wottle	1st	1:49.90
1973	Dave Wottle	1st	1:50.70

1974	Bruce Vermilyea	1st	1:51.40
1975	Dan Dunton	1st	1:52.90
1976	Dan Dunton	1st	1:51.70

1,500m

1969	Sid Sink	1st	4:07.40
1970	Dave Wottle	1st	4:07.20
1972	Dave Wottle	1st	4:05.60
1973	Dave Wottle	1st	4:02.50
1974	Craig Macdonald	1st	4:04.80
1979	Steve Housley	1st	3:47.95
1980	Kevin Ryan	1st	3:47.38
1981	Jeff Brown	1st	3:47.63
1993	Todd Black	1st	3:55.02

5,000m

1970	Sid Sink	1st	13:51.00
1971	Sid Sink	1st	13:36.30
1976	Tim Zurbaugh	1st	13:57.40
1979	Bob Lunn	1st	14:32.51

10,000m

1968	Paul Talkington	1st	29:58.10
1977	Gary Desjardins	1st	30:13.00
1979	Bob Lunn	1st	29:55.30
1995	Brad Schaser	1st	30:40.03

Notes

- List includes all scorers (top 8) at MAC Championships
- Bold are MAC champions
- Results may be incomplete pre-2000

110m Hurdles

1956	Max Chapman	1st	14.90
1958	Bernie Casey	1st	14.50
1959	Bernie Casey	1st	14.50
1960	Bernie Casey	1st	14.50
1970	Paul Zitko	1st	14.70

220-Yard Low Hurdles

1959	Ernie Malzahn	1st	23.30
1960	Ernie Malzahn	1st	23.10

400m Hurdles

1972	Dave Fegley	1st	52.00
1974	Dave Fegley	1st	52.50
1981	Terry Reedus	1st	51.73

3,000m Steeplechase

1969	Sid Sink	1st	8:54.90
------	----------	-----	---------

4x100m Relay

1965		1st	41.10
1972		1st	41.60

4x220-Yard Relay

1956		1st	1:28.60
1960		1st	1:27.00

4x400m Relay

2000		1st	3:10.42
------	--	-----	---------

High Jump

1956	Erwin Bacon	1st	6-1
1957	Lynn Koester	1st	6-0
1958	Walter Killian	1st	6-7 5/8
1960	Walter Killian	1st	6-7.5
1963	Ken Bryant	1st	6-5

Pole Vault

1956	Max Kaelber	1st	13-4.75
1959	Roger Miller	T-1st	13-0
	Robert Ramlow	T-1st	13-0
	Ken Campbell	T-1st	13-0
1993	Paul Seeley	1st	16-9.5
1994	Travis Downey	1st	16-5
1995	Travis Downey	1st	17-4.5
1996	Travis Downey	1st	16-9.75
1998	Travis Downey	1st	17-5.5

Long Jump

1955	Herb Moorehead	1st	22-7.75
1956	Herb Moorehead	1st	23-4 1/8
1960	Ronald DeWulf	1st	22-7
1988	Ron Heard	1st	24-10.25

Shot Put

1958	Dick Luehrs	1st	50-3.75
1990	Kyle Wray	1st	54-8.25
1997	Adam Rose	1st	58-3.25

Discus

1967	Jim Reardon	1st	164-1
1968	Jim Reardon	1st	173-7
1988	Doug Bitler	1st	168-9
1989	Kyle Wray	1st	176-8

Hammer Throw

1993	Reed Parks	1st	200-5
------	------------	-----	-------

Javelin

1970	Jeff Huston	1st	227-4
1982	Bill Hampton	1st	225-9.25
1984	Bill Hampton	1st	235-4
1999	John Hustler	1st	213-6

Decathlon

1974	Ron Weber	1st	7206
1993	Paul Seeley	1st	6899



AWARDS & HONORS

1972

Coach: Mel Brodt

MAC OUTDOOR CHAMPIONS

MAC Most Valuable Performer

1972..... Dave Wottle

MAC Most Outstanding Performance

1993..... Paul Seeley

Academic All-MAC

Tim Arndt 1995

John Hustler 1999

Brad Schaser 1994, 1995

*3.20 cumulative GPA and participated in at least
50 percent of the contests*

MEL BRODT CROSS COUNTRY COURSE

The Mel Brodt Cross Country Course is home to the BGSU men's and women's cross country teams.

One of the few schools in the country with an on-campus cross country course, it sits on the old Forrest Creason Golf Course, which the university operated from 1965-2017. Both programs have held their home meets there even when it operated as a golf course.



The course is equipped with racing distances from two miles to 10,000 meters and includes a permanent finish line structure. BGSU hosted the 2020 MAC Cross Country Championships where conference champion Kailee Perry holds the record on the 6K course at 20:41.


In 2001, the cross country course was renamed in honor of Mel Brodt, who served as BGSU's head men's cross country and track & field coach from 1960-84. During his tenure, he coached fifty-three Division I All-Americans, one Olympic gold medalist (Dave Wottle), one world record-holder (Dave Wottle), three American event record-holders and ninety-two MAC champions.

On August 31, 2024, the cross country programs celebrated the dedication of 13 granite distance markers on the course.

The markers indicate the start line and both mile and kilometer distances throughout the course. Each marker is inscribed with the names of the donors who have made a continued investment in the program and university, including All American Sid Sink, Wottle, Larry Couchot, Amanda Decker, Dick Elsasser, Bob McOmber, and Jodi and Scot Smith.

The dedication ceremony took place during the Mel Brodt High School Cross Country Meet, which featured over 1,000 high school athletes and attracted several thousand spectators.





TODD BLACK

Class: 1993 • **Induction:** 2004 • **Hometown/HS:** Kenton, Ohio / Kenton

Todd Black, a native of Kenton, Ohio, burst on to the scene at the 1990 MAC meet, finishing second in the 800 meters. Black had the fastest times on the team in the 800 and 1,500 meters in that year's outdoor season, while owning the team's best indoor times in the 800, 1,500, and mile. In 1991, Black led the team in points scored. With his success in the 1991 season, Black was named a provisional NCAA qualifier.

Black sat out the 1991-92 season, but made it to the semifinal round of the 1992 Olympic Trials in the 800 in New Orleans. In the summer of 1992, Black competed with the U.S. Olympic Development team in Europe. He was a 1993 All-America member, when he was an automatic qualifier to the NCAA meet in the 800. During that season, Black won the 1,500 meter event at the MAC Championships, becoming BGSU's first MAC title in a running event in 12 years.

All-MAC in cross country in both 1990 and 1991, Black was BG's outstanding freshman in cross country in 1989. At the 1990 MAC Cross Country Championships, Black finished ninth, which earned him All-Ohio honors. In 1991, Black was named to the All-MAC, All-Ohio, and All-Central Collegiate teams for cross country.

In 1996, Black competed at the U.S. Olympic Trials in Atlanta in the 800 meters, and advanced to the finals.



MEL BRODT

Class: N/A • **Induction:** 1987 • **Hometown/HS:** Fairborn, Ohio / Fairborn

Mel Brodt retired in 1984 after 25 years as BG's cross country coach and 20 seasons as men's head track coach. Brodt coached 53 Division I All-Americans, five collegiate record holders, 92 MAC Champions, and two MAC Championship teams in cross country (1969) and track (1972).


Brodt was named Coach of the Year at the 1972 NCAA Indoor Track Championship, the 1972 NCAA District IV Cross Country meet and at the 1983 MAC Cross Country Championship. His dual meet coaching record was 89-44-2 in track and 146-55 in cross country. He is a member of the Ohio Association of Track and Field Hall of Fame and Ohio Track and Field Hall of Fame. Head coach of the 1976 AAU team that competed against the Russians in Leningrad, Brodt was also head coach of the national junior team at the 1980 Pan American Games in Canada.



PAUL LANDIS

Class: N/A • **Induction:** 1966 • **Hometown/HS:** Cleveland, Ohio / Lincoln

Paul Landis, a graduate of Cleveland Lincoln High School, was a four-sport performer at Oberlin College from 1919-23. His first coaching job was in Portsmouth, Virginia, where his football teams were state runners-up two years, and his basketball team won the Eastern Virginia title in 1923. Landis came to Bowling Green in 1925 as head basketball, track, and cross country coach, as well as an assistant football coach to Warren Steller. He coached the Falcon basketball teams for 17 season, winning two Northwestern Ohio Conference championships. Landis took over the baseball team in 1926, while still coaching the tennis teams as well.



CRAIG MACDONALD

Class: 1974 • **Induction:** 2000 • **Hometown/HS:** Setauket, N.Y. / Melville

Craig Macdonald earned eight varsity letters at BGSU (four each in cross country and track). He earned All-American honors in cross country with a 12th place finish in the NCAA meet as a junior and helped BG to a sixth place NCAA finish at the 1972 national cross country championships, BG's highest team finish ever. He finished 32nd in the NCAA meet his senior season, but was among the top 25 Americans, thus earning All-American honors. Macdonald was the MAC runner-up his junior and senior seasons while claiming first place at the All-Ohio championships his final two seasons.

He helped the Falcons to no worse than an eighth place national finish in his first three years. In track, he was the MAC mile champion as a senior and as a junior was a member of the four-mile relay team which set an American record. The native of Setauket, New York (Ward Melville High School) was also a member of the 1972 distance medley relay team which captured the NCAA indoor title. Macdonald qualified and ran in the mile at the NCAA outdoor meet in both 1973 and 1974.



KEVIN RYAN


Class: 1980 • **Induction:** 2021 • **Hometown/HS:** Cleveland, Ohio / St. Joseph

Kevin Ryan, a native of Cleveland, earned four letters in both cross country and track at BGSU. He earned All-American honors three times in the latter sport, including twice in 1980, his final season. That year, he was the MAC champion in the 1,500 meters, advancing to the NCAA Championships where he placed fifth. Ryan still holds the second fastest time in school history in that event, behind only Dave Wottle. He was the second BGSU runner in history (again after Wottle) to run a sub-four-minute mile, and earned All-American laurels in the mile during the 1980 indoor season.

Ryan also was part of the fifth-place national finish the previous year, as he ran on the 1979 distance medley team which placed fifth in NCAA. He was a member of four different BGSU school-record relay teams, and still holds the BGSU indoor record in the 1,320 yards, with a time of 2:57.5.

In cross country, Ryan was the 1978 MAC champion after finishing eighth the previous season. He won two dual meets as a sophomore and the Miami dual as a junior.

Ryan placed third in the 1,500 meters at The Athletics Congress meet in 1980 and qualified for the Olympic Trials, finishing eighth.



SID SINK

Class: 1971 • **Induction:** 1976 • **Hometown/HS:** Fairview Park, Ohio / Fairview

Sid Sink came to Bowling Green became one of the most outstanding cross country and track stars in BGSU history, along with Dave Wottle. He earned nine All-American honors, three in cross-country, indoor track, and outdoor track. Sink was the 1970 and 1971 steeplechase champion, finishing the 1971 race in 8:30.9. Sink was voted most valuable BG runner three times, while also being named captain of the cross country team three times.

From 1978-88, Sink was the head coach of the women's cross country team. He coached three individuals to the national meet, including Betsy Ryan in 1980 who finished 33rd - the highest finish ever for a Falcon. He also led BGSU to four straight MAC cross country titles from 1980-83.




PAUL TALKINGTON

Class: 1985 • **Induction:** 1991 • **Hometown/HS:** Bergholz, Ohio

Paul Talkington, a native of Bergholz, Ohio, earned six total letters in track and cross country. He was the MAC champion in the six mile run, and earned All-Ohio honors in the three mile run. He also set 14 BGSU track records during his career. As a sophomore in 1966-67, Talkington was the Most Improved Runner on both the cross-country and track teams. He was named the Most Valuable Player on the 1968 track team.

Throughout his career, Talkington earned national AAU All-American honors six times, and ran in the U.S. Olympic Marathon Trials in both 1972 and 1976.



DAVE WOTTLE

Class: 1973 • **Induction:** 1978 • **Hometown/HS:** Canton, Ohio / Lincoln

Dave Wottle was a track star at Bowling Green, but gained national recognition when he won gold in the 800m at the 1972 Olympic Games. Wottle, who was best known for wearing a baseball cap while he raced, was also a star athlete at Bowling Green State University. In 1970, Wottle finished second at the NCAA meet in the mile. Injuries kept him out of competition in 1971, but he had a career year in 1972. Before the Olympics, Wottle won the 1500m at the NCAA championships, and the 800m event at the AAU championships. After returning to campus, Wottle once again took first-place in the mile at the 1973 NCAA championships.

TRADITION



FREDDIE & FRIEDA FALCON

Freddie and Frieda Falcon are the official mascots of the Bowling Green Falcons. Together with the BGSU cheerleaders, Freddie and Frieda boost spirit at intercollegiate athletic events. Tryouts are held each spring, and winners remain anonymous to the student body until each is "beheaded" at the last home basketball and hockey game. The Freddie Falcon tradition began in 1950 while Frieda Falcon was added for the 1979-80 athletic year.

WHY THE FALCONS?

Before 1927, BG teams were called the Normals or Teachers. Ivan Lake '23 suggested the nickname after reading an article on falconry. Lake, Managing Editor and Sports Editor of the Sentinel Tribune in Bowling Green at the time, proposed the name change because it fit headline space and because falcons were "the most powerful bird for their size and often attacked birds two or three times their size."

WHY ORANGE & BROWN?

Orange and brown have been the school colors at Bowling Green State University since 1914, the first year of classes. Legend has it that Leon Winslow, an industrial arts faculty member, got the idea from seeing a woman's hat on a bus to nearby Toledo, Ohio. He liked the brown and orange color combination. So, too, did former Cleveland Browns head coach Paul Brown. Following a trip to BGSU in the 1940s, Brown used the colors for his All-America Football Conference team, which joined the NFL in 1950.



ALMA MATER

Alma Mater hear us,
As we praise thy name
Make us worthy sons and daughters
Adding to thy fame.

Time will treat you kindly
Years from now you'll be
Ever dearer in our hearts,
Our University.

From your halls of ivy
To the campus scene,
Chimes ring out with gladness
From our dear Bowling Green.

When all is just a mem'ry
Of the by-gone days,
Hear our hymn dear Alma Mater
As thy name we praise.

FIGHT SONG

Forward Falcons, Forward Falcons
Fight for victory,
Show your spirit, make them fear it
Fight for 'ol Bee Gee.

Forward Falcons, Forward Falcons
Make the contest keen,
Hold up the fame of our mighty name
And win for Bowling Green!

AY ZIGGY ZOOMBA

Ay Ziggy Zoomba Zoomba Zoomba
Ay Ziggy Zoomba Zoomba Ze
Ay Ziggy Zoomba Zoomba Zoomba
Ay Ziggy Zoomba Zoomba Zi
Roll Along you BG warriors
Roll Along and fight for BGSU

WHY AY ZIGGY ZOOMBA?

Ay Ziggy Zoomba is Bowling Green's unofficial fight song. Gil Fox, an Air Force bombardier in World War II stationed in Italy, brought a loose translation of a Zulu war chant back with him, and since its introduction in 1946 to a campus spirit assembly, it has kept its place in BGSU history. The Falcon hockey team traditionally sings "Ay Ziggy Zoomba" after each victory.