

BOWLING GREEN

NIU GAME 6
 October 12, 2024
 3:30 p.m. • ESPN+
 Bowling Green, Ohio
 Doyt Perry Stadium (24,000)

1999 NATIONAL CHAMPIONS • 12 MAC CHAMPIONSHIPS



NORTHERN ILLINOIS HUSKIES

Record: 3-2, **MAC:** 0-1

Head Coach: Thomas Hammock

NIU Record: 27-35 • sixth season

Career Record: 27-35 • sixth season

Hammock vs. BG: 1-0

BOWLING GREEN FALCONS

Record: 2-3, **MAC:** 1-0

Head Coach: Scot Loeffler

BG Record: 22-38 • sixth season

Career Record: 22-38 • sixth season

Loeffler vs. NIU: 0-1

Date: Sat., Oct. 12, 2024
Location: Bowling Green, Ohio
Stadium: Doyt Perry Stadium (24,000)
Series vs. NIU: BGSU leads, 12-11
In Bowling Green: BGSU leads, 7-3
at Doyt Perry Stadium: BGSU leads, 7-3
Last Meeting: 2021 (at NIU, L, 26-34)
First Meeting: 1967 (at BGSU, W, 17-7)
Largest BGSU Win: 25 (35-10), 1997
Longest BGSU Win Streak: 4 (1969-82)
Loeffler vs. Hammock: Hammock leads, 1-0
Websites: BGSUFalcons.com
 NIUHuskies.com

2024 SCHEDULE

Date	Opponent	Time/Result	TV
A. 29 FORDHAM®		W/41-17	ESPN+
S. 7	at ⁸⁸ Penn State	L/27-34	BTN
S. 21	at ^{25/24} Texas A&M	L/20-26	SECN+
S. 28 OLD DOMINION		L/27-30	ESPN+
O. 5	at Akron*	W/27-20	ESPN+
O. 12 NIU*		3:30 p.m.	ESPN+
O. 19 KENT STATE*		3:30 p.m.	ESPN+
O. 26	at Toledo*	TBA	TBA
N. 5	at Central Michigan* ¹	7:30/8 p.m.	TBA
N. 12 WESTERN MICHIGAN*¹		7 p.m.	TBA
N. 23	at Ball State*	TBA	TBA
N. 29 MIAMI (OH)*^A		12 p.m.	ESPNU/CBSN
D. 7	MAC Championship (Detroit)	12 p.m.	ESPN

AllTimes Eastern; *MAC game; ¹Tues; *Thurs.; *Fri.

OPENING KICK

FALCONS HOST THE HUSKIES FOR KIDS DAY

- Bowling Green State University returns home to host Northern Illinois in MACtion.
- It is the 24th meeting between the Falcons and the Huskies, and the first clash at Doyt Perry Stadium since 2017.
- Saturday is Kids Day. To celebrate, BGSU held a helmet design contest, and the winners were Tegan Friemering (age 13) and Ida Falck (age 12). Ida's design (above) will be worn by the offensive players, and Tegan's design will be on the defensive players.

BOWLING GREEN VS. NORTHERN ILLINOIS

- Bowling Green continues Mid-American Conference action on Saturday against Northern Illinois.
- BGSU leads the all-time series with NIU, 12-11. NIU has been in the MAC since 1997, after also being in the league from 1973-85.
- Since 2000, Bowling Green is 2-1 against NIU when the Falcons hold the Huskies to fewer than 300 yards of total offense. NIU's lone win in that stretch was in 2008.
- Since 2000, Bowling Green is 3-4 against NIU when the Falcons accumulate 350+ yards of total offense.
- Since 2000, Bowling Green is 2-1 against NIU when the Falcons win the turnover battle. They are 1-4 when they don't.

FIVE TOP STORYLINES

- **TE Harold Fannin Jr.** is on the verge of breaking two BGSU tight end records. He needs four receiving yards to break Mark Dowdell's single-season receiving yards record (1983, 679) and 27 receiving yards to surpass Alex Bayer's career receiving record (1,543).
- **Fannin**, a three-time reigning MAC offensive POW, ranks No. 1 in the nation among tight ends in receptions (46), receiving yards (675), YAC (396), first downs (31), broken tackles (18), and is second in receiving touchdowns (4). According to Pro Football Focus, Fannin owns the second-highest overall grade in the nation (95.1) behind only Ashton Jeanty (Boise State). He ranks No. 1 for his pass routes grade (95.4) for all receivers. Among all players, he is tied for No. 3 in receptions and No. 4 in receiving yards. Among all receivers, he ranks highly in broken tackles (1), YAC (2), and first downs (3).
- **QB Connor Bazelak** enters Saturday with 993 career completions, ranking No. 3 among active players (behind Washington State's Will Rogers and Oregon's Dillon Gabriel). He needs seven more completions to become the 41st player in FBS history to reach 1,000 career completions. Bazelak is also one of six active quarterbacks to surpass 10,000 career passing yards.
- **OLB Charles Rosser** is tied for No. 15 in the nation (No. 1 in the MAC) with 4.5 sacks. He is tied with Santarine Perkins (Ole Miss) for the nation's lead in sacks by a linebacker.
- Bowling Green has recorded 15 sacks this season. Since the start of the 2022 season, BGSU has accumulated 86 team sacks, ranking 16th in the nation.



TE Harold Fannin Jr. leads all FBS tight ends with 675 receiving yards, 396 yards after the catch, 46 receptions and is No. 2 with four TDs.

#ToTheMoon: BY THE NUMBERS

- 2** BGSU is aiming to open MAC play with two straight wins for the first time since 2015, when the Falcons started league play 6-0.
- 3** Saturday is just the third time NIU has come to Doyt Perry Stadium since the Falcons ESPN GameDay win in 2003. The Huskies also came in 2011 and 2017.
- 7** Connor Bazelak needs seven completions to become the 41st player in FBS history to record 1,000 for their career.

ON THE AIR

ESPN+

Jason Ross Jr., play-by-play
 Tyoka Jackson, analyst



Falcon Sports Radio Network

Todd Walker, play-by-play
 John Gibson, analyst
 Kevin Piel, sideline



Satellite Radio

Internet 992



BOWLING GREEN COACHES

ON THE FIELD

Scot Loeffler, Head Coach
 Erik Campbell, Passing Game Coordinator/Wide Receivers
 Alex Bayer/Special Teams Coordinator/Tight Ends
 Sammy Lawanson/Co-Defensive Coordinator/OLBs
 Greg Nosal, Co-Offensive Coord./Offensive Line
 Robert Armand, Cornerbacks
 Cornell Brown, Defensive Line
 Jack McCarthy, Offensive Quality Control
 Grant Strock, Offensive Quality Control
 Brady Thomas, Defensive Quality Control

IN THE BOOTH

Steve Morrison, Co-Defensive Coordinator/ILBs
 Max Warner, Co-Offensive Coord./Quarterbacks
 Brian White/Running Backs
 Derrick Jackson/Defensive Pass Game Coord./Secondary
 Johnny Caughman, Defensive Quality Control

STRATEGIC COMMUNICATIONS

Asst. AD for Strategic Communications

Vincent Briedis • @VincentBriedis
 O: (419) 372-7075 • C: (434) 326-3792 • vinceb@bgsu.edu

Secondary Football Contact (Players)

Kyle Edmond • @kyleedmond7
 O: (419) 372-4027 • C: (419) 618-3485 • kedmond@bgsu.edu

Tertiary Football Contact

Noah Tylutki • @tulooks
 O: (419) 372-7075 • C: (734) 788-2476 • ntylutk@bgsu.edu

#TOTHEMOON



@BG_Football



@BGSUFootball



@BGSUFootball

THIS WEEK'S SCHEDULE	6 SUNDAY	7 MONDAY	8 TUESDAY	9 WEDNESDAY	10 THURSDAY	11 FRIDAY	12 SATURDAY
	No availability	<ul style="list-style-type: none"> Weekly press conference (12:30 p.m.) Falcon Nest Coaches Show (6 p.m.) 	<ul style="list-style-type: none"> Player availability upon request 	<ul style="list-style-type: none"> Player availability upon request 	No availability	No availability	<p>Game No. 6 vs. NIU 3:30 p.m. ESPN+ Bowling Green, Ohio</p>

WEEKLY PRESS CONFERENCE

Football coach Scot Loeffler will hold a weekly media press conference in the Wilcox Room on the third floor of the Sebo Athletic Center. All members of the media are welcome to attend. Out-of-town media should contact Vincent Briedis to gain access to the TEAMS link for the Monday press conference. Audio and video of each weekly press conference will be available at BGSUFalcons.com shortly after the completion of the press conference.

The only weekly press conferences not on the Monday of game week will be for the Fordham, Central Michigan and Western Michigan games. The press conference for Fordham Game Week will be on Thurs., Aug. 22. The press conference for the Central Michigan Game Week will be on Thurs., Oct. 31. The press conference for the Western Michigan Game Week will be on Thurs., Nov. 7.

PLAYER INTERVIEWS

Players are available for only interviews each Monday depending on class schedules. If you have specific player interview requests, they should be directed to Kyle Edmond in the Bowling Green strategic communications office by noon Sunday.

Please allow at least 24 hours to set up interviews with players. Arrangements can be made for telephone and in-person interviews at a time that is mutually agreeable to the reporter/broadcaster and the athlete, should there be a scheduling conflict.

No player or coach interviews will be arranged after Wednesday during game week (for Saturday games), or what is equivalent of "Wednesday" for the MACtion weeks.

POSTGAME INTERVIEWS


Coach Loeffler will hold his postgame press conference in person. At home Coach Loeffler and select players will be available in the Sentinel-Tribune Room located between the two locker rooms, following the normal cooling-off period. BGSU observes a closed locker room policy. The Sentinel-Tribune Room is on the east side of the stadium (opposite the press box), and can be entered through the tunnels at either the north or south end.

On the Road: Coach Loeffler and requested players will be made available in a designated media room or just outside the locker room following the normal cooling-off period.

FACT BOOK/ROSTER FILES

Bowling Green's fact book is available online throughout the season at BGSUFalcons.com at this link:

<https://bgsufalcons.com/2024FootballMediaCenter>

The most up-to-date Bowling Green roster files also are available at BGSUFalcons.com. Audio pronunciations of player names can be viewed by clicking on the  next to the player/coach name on their bio or roster and then clicking "Hear It."

WEEKLY GAME NOTES

Bowling Green's game notes will be available by the start of the weekly Scot Loeffler Press Conference. They also can be accessed online in PDF format at BGSUFalcons.com. If you are interested in receiving the weekly game notes via email, please contact Vincent Briedis.

CREDENTIALS

Requests for working press credentials should be made to the BGSU Strategic Communications Office. Requests should be made at least one week in advance. Late requests will be honored if space is available, but parking cannot be guaranteed for requests less than one week in advance. Scouts and non-working media will be seated if space is available, dependent on league and national rules.

All requests can be made using the following link: <https://bgsufalcons.com/2024FootballMediaCenter>

COLLEGE PRESS BOX.COM

CollegePressBox.com is the official media website for Division I football. Access and download weekly game notes, quotes, statistics, media guides, headshots, logos and more for each conference and its member schools. Register for access at collegepressbox.com/register.



STRATEGIC COMMUNICATIONS



VINCENT BRIEDIS

Asst. AD for Strategic Communications (Primary Football Contact)


Office: 419-372-7075
Mobile: 434-326-3792
vinceb@bgsu.edu
@VincentBriedis



MIKE CIHON

Assoc. Director for Strategic Communications

Office: 419-372-0474
Mobile: 419-308-0691
mcihon@bgsu.edu
@MikeCihon



KYLE EDMOND

Assistant Director for Strategic Communications (Secondary Football Contact)


Office: 419-372-4027
Mobile: 419-618-3485
kedmond@bgsu.edu
@kyleedmond7



NOAH TYLUTKI

Strategic Communications Coordinator (Tertiary Football Contact)

Mobile: 734-788-2476
ntylutk@bgsu.edu
@tulooks



KRISSY KOWALSKI

Strategic Communications Coordinator

Mobile: 516-413-4530
krikowa@bgsu.edu

MAILING ADDRESS

Sebo Athletic Center
1610 Stadium Dr.
Bowling Green, OH 43403

PRONUNCIATION GUIDE

COACH PRONUNCIATION GUIDE

Scot Loeffler	LEFF-luhr
Sammy Lawanson	La-WON-son
Greg Nosal	NO-sal

PLAYER PRONUNCIATION GUIDE

David Afogho	AH-foe-GO
Nakai Amachree	Nah-Kai Ah-mock-ree
Alan Anaya	A-NYE-AH
Josira Andrews	Joe-si-rah
Lucian Anderson	Loo-shuh n
D'kyah Banks	Dah-Kai
Connor Bazelak	bays-lack
Tunde Fatukasi	tune-day, faa-too-KAH-see
Levi Gazarek	guh-ZAIR-eck
Dominic Grguric	GAH-gur-ICK
Quillan Jimenez	Quill-en hee-MEN-es
Dierre Kelly	Dee-Air
Jackson Kleather	Klee-thur
Darius Lorflis	Lore-Fills
Avi McGary	AY-vee
Cynceir McNeal	sincere
Jordan Oladokun	Oh-LAH-Doe-KUN
Jaison Patterson	Jye-Son
Justin Pegues	Pea-Gi-es
Henry Reifschneider	Reef-SHNIGH-duhr
Nick Reimer	Rhyme-er
Tracy Revels	Rev-els
Ali Saad	ollie sod
Rahkeem Smith	Rah-keem
Terion Stewart	TERRY-on
PaSean Wimberly	PAY-shawn

WHAT'S INSIDE

Game Information	1	Honors & Awards	18	Season Analysis	29
Media Information/Schedule	2	Did You Know?	18	Scoring Drives	30
Bowling Green State University Facts	3	Game-By-Game Notables	19	Long Plays	31
Bowling Green vs. NIU	4-5	BGSU's Record When	19	Game-By-Game Stats	32-42
Team Notes	6-7	100-yard/200-yard/300-yard Games	19	Bowling Green Team Highs/Lows	43
MAC Standings/Preseason Poll	6	Active Reception Streak	19	Opponent Team Highs/Lows	44
Offensive Notes	7-9	Game-Opening Drives	20	Bowling Green Indiv. Highs	45
Defensive Notes	10-11	Goal-to-Goal Situations	20	Opponent Indiv. Highs	46
Single-Game Records	9-11	Starting Field Position/Penalties	20	Participation	47
Last Minute Game-Winning Scores	11	Falcons in the Stat Rankings	21	Game Drives	48
Special Teams Notes	12	BGSU Career Receptions List	21	Game-By-Game Summaries	49-51
Game-Winning Field Goals in BGSU History	12	Falcons in the NFL	21	Career Highs	52-53
Career Starts/ 2024 BGSU Opponents	13	Individual Statistics	22-24	Bowling Green Long Plays	54
BGSU Overtime Games	13	Team Statistics	25	The Last Time	54
Connor Bazelak	14	Defensive Statistics	26	Bowling Green Rosters	55-56
Harold Fannin Jr.	15	Game-By-Game Starters/Statistical Leaders	27	Depth Chart	57
Head Coach Scot Loeffler	16-17	First and Third Down	28		

BOWLING GREEN FACTS

BOWLING GREEN STATE UNIVERSITY

Location	Bowling Green, Ohio
Founded	1910
Enrollment	18,966
President	Dr. Rodney Rogers
Director of Athletics	Derek van der Merwe
Faculty Representative	Dr. Ray Schneider Dr. Donna Trautman
Nickname	Falcons
Mascots	Freddie and Frieda Falcon
Colors	Orange and Brown
Songs	Ay Ziggy Zoomba Forward Falcons Alma Mater
Stadium	Doyt Perry Stadium
Capacity	24,000
Surface	Shaw SportTurf
Doyt Perry Stadium Opened	Oct. 1, 1966
All-Time Record at Doyt Perry Stadium	175-113-5
Affiliations	NCAA, Division I-FBS, Mid-American

FOOTBALL INFORMATION

First Year of Football	1919
All-Time Record	564-429-52 (106th season)
All-Time MAC Record	300-208-13 (73rd season)
MAC Championships	1956, 1959, 1961, 1962, 1964, 1965, 1982, 1985, 1991, 1992, 2013, 2015
All-Time Bowl Record	5-7
Offensive Alignment	No Huddle Multiple
Defensive Alignment	Multiple

COACHING STAFF

Head Coach	Scot Loeffler
Co-DC/Inside Linebackers	Steve Morrison
Co-DC/Outside Linebackers	Sammy Lawanson
Co-OC/Offensive Line	Greg Nosal
Co-OC/Quarterbacks	Max Warner
Special Teams Coordinator/TEs	Alex Bayer
Passing Game Coord./WR	Erik Campbell
Def. Pass Game Coord./Secondary	Derrick Jackson
Cornerbacks	Robert Armand
Defensive Line	Cornell Brown
Running Backs	Brian White
Head Football Sports Performance	Kevin Tolbert
Assoc. Head FB Strength & Conditioning	Brandon Palidar
Asst. Director of Sport Perf.	Grant Cassidy
Offensive Graduate Assistant	Grant Strock
Defensive Quality Control	Brady Thomas
Defensive Quality Control	Johnny Caughman
Offensive Quality Control	Jack McCarthy
Student Assistant	Griffin Little

SUPPORT STAFF

Director of Football Operations	Damaris Linker
Assistant Director of Football Operations	Jack Bilek
Dir. of Personnel/Recruiting	Camden Dietz
Asst. Director of Player Personnel	Scott Stolz
Athletic Trainer	Dani Coppes
Football Video Coordinator	Tony Palmieri
Assoc. AD for Student-Athlete Services	Jaysen Spencer
Academic Coordinator	Kathleen Westfall

THE FALCONS

The nickname Falcons was chosen for BGSU athletic teams in 1927. It was suggested by the sports editor of the Daily Sentinel-Tribune, who thought the nickname was fitting because it was indicative of a powerful bird that was small in stature, its coloring represented the school colors, and, like the athlete, the falcon must go through a long period of training before battle. Freddie and Frieda Falcon are the campus mascots.

UNIVERSITY COLORS

The historical story behind how BGSU began using Brown and Orange as its school colors dates back to 1914.

Dr. Williams, the University's first President, gathered a group of people which included a Dr. L.L. Winslow from Industrial Arts as a selection committee for the school's new colors. While on an interurban (or trolley) ride to Toledo, Dr. Winslow sat behind a woman wearing a large hat adorned with beautiful brown and orange feathers. It is unclear whether or not she ever actually gave him a few of these feathers from her hat, however, he was so interested in the color scheme of the pair that he convinced the committee to approve the combination of Brown and Orange.

INSPIRATION TO THE CLEVELAND BROWNS

It was early in the calendar year of 1946 and Browns general manager/head coach Paul Brown was scouring Ohio, looking for a training camp site for that summer on which the team could get ready for its inaugural season in the start-up All-America Football Conference.

His travels took him to Bowling Green and Bowling Green State University. Brown was interested in the school because it was far enough away from Cleveland that he could sequester his team there away from all the noise and chatter of the big city, but close enough that the Browns, when they needed to, could get back to Cleveland in a decent amount of time (two hours-plus at a point in history before the existence of the Ohio Turnpike).

Brown was getting a tour when he stopped in an athletic building. What caught his attention was a framed BGSU football jersey on a wall. He really liked the school's orange-and-brown color combination, and the rest is history.

SONGS OF BGSU

President Ralph McDonald opened a five-year contest during which each year a college song was chosen and presented on Honors Day. At the end of the five-year period, a committee convened to listen to all five winners. Edith Ludwig Bell's composition was publicly presented as The Alma Mater of BGSU at the Golden Anniversary Convocation on May 19, 1960.

Before 1948, there was not an official fight song for campus. The Commoners, a men's independent group, created a contest for a new fight song. Following the students' lead, campus officials asked the music department to develop an official fight song. Dr. Wayne Bohrstedt, assistant professor of music from 1947-53, composed the current song, "Forward Falcons." The words were written by Sidney Freeman, a graduate assistant in the English department.

Brought to Bowling Green over half a century ago by original SICSIC member and World War II veteran Gilbert Fox, "Ay Ziggy Zoomba" is BGSU's unofficial fight song. In 1946, Fox, an Army Air Corps bombardier who served in Italy, brought his interpretation based upon a Zulu war chant back to the University.

YOU ARE NOT FORGOTTEN

Bowling Green has a permanently unoccupied seat in Doyt Perry Stadium to honor the tens of thousands of military personnel who are or were prisoners of war (POW) or have been declared missing in action (MIA).

POW/MIA Chair of Honor is a national program designed to remember prisoners of war and those missing in action. The chair was permanently installed in the stadium in 2014 to help visitors and fans remember that even though our service members are not with us, they are not forgotten.



BGSU VS. NIU • SERIES HISTORY

► BG leads, 12-11 • In Bowling Green: BG leads, 7-3 • In DeKalb: NIU leads, 7-3 • at Neutral Site: BG leads, 2-1
 ► Longest BG win streak: 4 (1969-1983) • Longest NIU win Streak: 3 (2004-2013) • Largest BG Victory: 25 (35-10, 1997)

Season	Site	BG Coach	W/L/T	Score	BG Rank	NIU Coach	Opp. Rank
1967	BGSU	Bob Gibson	W	17-7	NR	Howard Fletcher	NR
1968	DeKalb	Don Nehlen	L	6-7	NR	Howard Fletcher	NR
1969	BGSU	Don Nehlen	W	38-23	NR	Richard Ulrich	NR
1973	BGSU	Don Nehlen	W	21-20	NR	Jerry Ippoliti	NR
1981	DeKalb	Denny Stolz	W	17-10	NR	Bill Mallory	NR
1982	BGSU	Denny Stolz	W	20-18	NR	Bill Mallory	NR
1983	DeKalb	Denny Stolz	L	23-24	NR	Bill Mallory	NR
1984	BGSU	Denny Stolz	W	28-6	NR	Lee Corso	NR
1985	DeKalb	Denny Stolz	W	34-14	NR	Jerry Pettibone	NR
1986	BGSU	Moe Ankney	L	8-16	NR	Jerry Pettibone	NR
1997	BGSU	Gary Blackney	W	35-10	NR	Jerry Pettibone	NR
1998	DeKalb	Gary Blackney	W	34-23	NR	Joe Novak	NR
2002	DeKalb	Urban Meyer	L	17-26	20	Joe Novak	NR
2003	BGSU	Gregg Brandon	W	34-18	23	Joe Novak	12
2004	DeKalb	Gregg Brandon	L	17-34	NR	Joe Novak	NR
2008	DeKalb	Gregg Brandon	L	13-16	NR	Jerry Kill	NR
2011	BGSU	Dave Clawson	L	14-45	NR	Dave Doeren	NR
2013	Detroit	Dave Clawson	W	47-27	NR	Rod Carey	16
2014	Detroit	Dino Babers	L	17-51	NR	Rod Carey	NR
2015	Detroit	Dino Babers	W	34-14	NR	Rod Carey	NR
2016	DeKalb	Mike Jinks	L	20-45	NR	Rod Carey	NR
2017	BGSU	Mike Jinks	L	17-48	NR	Rod Carey	NR
2021	DeKalb	Scot Loeffler	L	26-34	NR	Thomas Hammock	NR

ON THIS DATE • OCT. 12

► Bowling Green has played 13 previous games in its history on Oct. 12. The Falcons are 7-4-2 all-time on this date.

Season	Site	BGSU Coach	W/L/T	Score	BGSU Rank	Opponent	Opp. Coach	Opp. Rank
1920	Away	Walter Jean	L	0-45	NR	Michigan Normal	Elton Rynearson	NR
1935	Home	Harry Ockerman	L	0-41	NR	Baldwin Wallace	Ray Watts	NR
1946	Home	Robert Whittaker	L	0-6	NR	Miami (OH)	Sid Gillman	NR
1957	Home	Doyt Perry	T	14-14	NR	Western Michigan	Merle Schlosser	NR
1963	Home	Doyt Perry	W	16-7	NR	Western Michigan	Merle Schlosser	NR
1968	Away	Don Nehlen	T	0-0	NR	Toledo	Frank Lauterbur	NR
1974	Home	Don Nehlen	W	26-10	NR	Kent State	Don James	NR
1985	Away	Denny Stolz	W	42-24	NR	Eastern Michigan	Jim Harkema	NR
1991	Away	Gary Blackney	W	45-14	NR	Ohio	Tom Lichtenberg	NR
1996	Home	Gary Blackney	W	31-24	NR	Kent State	Jim Corrigan	NR
2002	Away	Urban Meyer	W	45-35	NR	Central Michigan	Mike DeBord	NR
2013	Away	Dave Clawson	L	20-21	NR	Mississippi State	Dan Mullen	NR
2019	Home	Scot Loeffler	W	20-7	NR	Toledo	Jason Candle	NR

TOP-5 BGSU RUSHERS VS. NIU

Date	Opponent	Name	Car.	Yds.	Score
12/4/15	vs. Northern Illinois	Travis Greene	29	183	34-14
10/17/81	at Northern Illinois	Bryant Jones	34	152	17-10
11/17/73	Northern Illinois	Phil Polak	29	150	21-20
11/21/98	at Northern Illinois	Godfrey Lewis	27	147	34-23
11/18/67	Northern Illinois	Bob Zimpfer	17	134	17-7

TOP-5 BGSU RECEIVERS VS. NIU

Date	Opponent	Name	Rec.	Yds.	Score
11/8/11	Northern Illinois	Kamar Jordan	8	152	14-45
12/6/13	vs. Northern Illinois	Ronnie Moore	4	145	47-27
10/4/97	Northern Illinois	Damron Hamilton	6	133	35-10
12/6/13	vs. Northern Illinois	Alex Bayer	7	124	47-47
11/9/02	at Northern Illinois	Robert Redd	14	119	17-26
10/20/84	Northern Illinois	Stan Hunter	7	119	28-6

300-YARD BGSU PASSERS VS. NIU

Date	Opponent	Name	Cp-Att-Yds	Score
10/25/03	Northern Illinois	Josh Harris	43-27-438	34-18
12/6/13	vs. Northern Illinois	Matt Johnson	21-27-393	47-27
10/20/84	Northern Illinois	Brian McClure	28-39-385	28-6

BOWLING GREEN VS. NIU

• Bowling Green was nationally ranked and 8-0 when Northern Illinois upset the Falcons in 2002. One year later, the roles were reversed. The Falcons were still ranked, but NIU was the undefeated team when they visited Doyt Perry Stadium on Oct. 25, 2003. In the first-ever visit to a MAC stadium by ESPN's College GameDay, the No. 23 Falcons took down the No. 12 Huskies, 34-18.

• A sellout crowd of 31,007, the second-largest in Doyt Perry Stadium history, witnessed Josh Harris throw for a then-stadium-record 437 yards and total a BGSU-record 527 yards of offense. Those 527 yards were the second-most in a single game in MAC history at the time. He threw for three touchdowns and directed an offense that piled up 634 yards on 93 plays.

• The 2003 meeting is the last time BGSU beat NIU at Doyt Perry Stadium.

• The Falcons stormed to a 14-0 lead after just three minutes and led 24-3 at halftime, behind two Harris touchdown passes and a scoring run by P.J. Pope. BGSU sealed the win in the third quarter with a 55-yard touchdown reception by Charles Sharon, his second score of the game. Sharon caught six passes for 123 yards to lead the team.

• BGSU's defense allowed NIU just 227 yards of total offense and only 62 on the ground, as the Huskies held the ball for just 20:38. Mitch Crossley earned 2.5 sacks, and Janssen Patton picked off three passes, tying the school record. It was Patton's third career game with three interceptions.

• Bowling Green vaulted to 7-1 and 4-0 in the MAC with the win. They ultimately captured the MAC's Western Division, won 11 games, and hosted the MAC Championship game. The team rose as high as 15th in the *Associated Press* poll and as high as 16th in the BCS standings in 2003.

• Bowling Green defeated NIU in 2013 and 2015 for the MAC Championship at Detroit's Ford Field.

THE 2021 MEETING IN DEKALB

• There are 20 Falcons on this year's team who played in the 2021 meeting in DeKalb, including safety CJ Brown, who notched seven tackles for the Huskies. Brown, a 2021 first-team All-MAC honoree on NIU's MAC Championship team, transferred to BGSU for the 2024 season.

• ILB Brock Horne had a big day at NIU with 11 tackles.

BOWLING GREEN - NIU CONNECTIONS

• BGSU's secondary coach and defensive pass game coordinator Derrick Jackson coached at NIU from 2019-2022. He served as associate head coach, defensive coordinator, and safeties coach.

• NIU head coach Thomas Hammock started his coaching career as a GA at Wisconsin in 2003-04 when BGSU running backs coach Brian White was the Badgers' offensive coordinator and running backs coach.

• NIU defensive coordinator and safeties coach Nick Benedetto was the DC at Samford in 2021, the lone season BGSU cornerback Jordan Oladokun played for the Bulldogs.

• Bowling Green has five players from the state of Illinois: George Carlson (Woodstock), Jamal Johnson (Frankfort), Trey Johnson (Frankfort), Jaylon Tillman (Plainfield), and Alex Wollschlaeger (Aurora).

• Below is a list of connections between players on Bowling Green's roster and those on NIU's roster:

Bowling Green	Previous School	NIU
Ali Saad	Minnesota	Tom Foley

LAST MEETING • 2021

**Northern Illinois 34, Bowling Green 26
Oct. 16, 2021 • Dekalb, Ill.**

Last Meeting

A spirited comeback effort came up just short, as the Bowling Green State University football team fell, 34-26, at Northern Illinois University the last time these teams met.

The Falcons trailed by 18 points early in the fourth quarter, but made it a one-score game when Matt McDonald found Austin Osborne for a 36-yard touchdown pass with 6:25 to go.

The BGSU defense then stopped the Huskies and forced a punt, but the Falcons turned the ball back over on downs with 2:11 to go.

BG forced a second-straight three-and-out drive, and NIU punted the ball back to the Falcons with 1:02 on the clock. McDonald and the BG offense moved from the Falcons' 20-yard line as far as midfield before time ran out.

Jay Ducker ran for 210 yards on 33 carries to lead the hosts, who had 59 rushing plays and just eight pass attempts in the game. For the Falcons, McDonald threw for 235 yards and ran for 75 more.

Christian Sims had a four-yard TD on his first collegiate rushing attempt, and Nate Needham was a perfect 4-for-4 on field-goal tries.

Score by Quarters:

Bowling Green	7	6	3	10	—	26
Northern Illinois	0	21	10	3	—	34

Scoring Summary:

- 1st 04:59 BGSU - Sims, Christia 4 yd run (Needham, Nate kick), 6-36 3:03, BGSU 7 - HUSKIES 0
- 2nd 13:13 HUSKIES - Lombardi,Rocky 3 yd run (Richardson,John kick), 13-63 6:41, BGSU 7 - HUSKIES 7
- 08:56 HUSKIES - Blakemore,Mason 17 yd run (Richardson,John kick), 6-73 2:45, BGSU 7 - HUSKIES 14
- 01:50 BGSU - Needham, Nate 23 yd field goal, 8-65 3:04, BGSU 10 - HUSKIES 14
- 01:37 HUSKIES - Rudolph,Trayvon 100 yd kickoff return (Richardson,John kick), , BGSU 10 - HUSKIES 21
- 00:07 BGSU - Needham, Nate 49 yd field goal, 10-28 1:23, BGSU 13 - HUSKIES 21
- 3rd 07:39 HUSKIES - Richardson,John 23 yd field goal, 14-60 7:21, BGSU 13 - HUSKIES 24
- 05:09 BGSU - Needham, Nate 42 yd field goal, 6-51 2:30, BGSU 16 - HUSKIES 24
- 03:16 HUSKIES - Rudolph,Trayvon 20 yd pass from (Richardson,John kick), 5-63 1:53, BGSU 16 - HUSKIES 31
- 4th 14:45 HUSKIES - Richardson,John 29 yd field goal, 7-35 2:36, BGSU 16 - HUSKIES 34
- 13:02 BGSU - Needham, Nate 42 yd field goal, 5-52 1:38, BGSU 19 - HUSKIES 34
- 06:25 BGSU - Osborne, Austi 36 yd pass from (Needham, Nate kick), 8-62 2:59, BGSU 26 - HUSKIES 34

Attendance—7,854

	BG	NIU		BG	NIU
FIRST DOWNS	17	23	Punts (Number-Avg)	4-42.5	3-44.3
RUSHES-YARDS (NET)	28-161	59-319	Fumbles-Lost	2-1	1-1
PASSINGYDS (NET)	235	38	Penalties-Yards	7-55	4-30
Passes Att-Comp-Int.	41-16-0	8-4-0	Possession Time	25:19	34:41
TOTAL OFFENSE PLAYS-YARDS	69-396	67-357	Third-Down Conversions	5 of 16	3 of 11
Fumble Returns-Yards	0-0	0-0	Fourth-Down Conversions	1 of 2	2 of 3
Punt Returns-Yards	1-6	1-6	Red-Zone Scores-Chances	2-2	5-5
Kickoff Returns-Yards	5-55	4-171	Sacks By: Number-Yards	0-0	1-7
Interception Returns-Yards	0-0	0-0			

RUSHING: Bowling Green- McDonald, Matt 6-75; Keith, Taron 11-39; Johnson, Jamal 4-16; Stewart, Terio 3-14; Embry, Jhaylin 1-9; Patterson, Jai 1-9; Sims, Christia 1-4; TEAM 1-minus 5. **Northern Ill.-**Ducker, Jay 33-210; Blakemore, Mason 4-44; Ratkovich, Clint 9-35; Richie, Tyrice 1-16; Brown, Antario 4-11; Rudolph, Trayvon 1-5; TEAM 1-minus 1; Lombardi, Rocky 6-minus 1.

PASSING: Bowling Green- McDonald, Matt 16-41-0-235. **Northern Ill.-**Lombardi, Rocky 4-8-0-38.

RECEIVING: Bowling Green- Osborne, Austi 5-63; Embry, Jhaylin 3-64; Broden, Tyrone 2-53; Gazarek, Levi 2-21; Keith, Taron 2-7; Croom, Cavon 1-18; Patterson, Jai 1-9. **Northern Ill.-**Richie, Tyrice 2-12; Rudolph, Trayvon 1-20; Toure, Mohamed 1-6.

TEAM COMPARISON



Record	2-3	Record	3-2
Scoring Offense	28.4	Scoring Offense	28.2
Rushing Offense	145.6	Rushing Offense	230.8
Passing Offense	249.0	Passing Offense	196.0
Pass Efficiency	135.59	Pass Efficiency	134.90
Total Offense	394.6	Total Offense	426.8
Time/Possession	28:48	Time/Possession	33:45
Scoring Defense	25.4	Scoring Defense	19.2
Rushing Defense	191.0	Rushing Defense	134.2
Passing Defense	189.2	Passing Defense	169.2
Pass Efficiency Defense	137.30	Pass Efficiency Defense	122.92
Total Defense	380.2	Total Defense	263.4
Sacks	3.00	Sacks	2.60
Tackles for Loss	4.8	Tackles for Loss	6.2
Turnover Margin	-0.60	Turnover Margin	-1.00
Net Punting	43.78	Net Punting	34.63
Punt Returns	4.09	Punt Returns	6.33
Kickoff Returns	29.30	Kickoff Returns	45.50



Current Green Bay Packer Karl Brooks picked up two tackles the last time these teams met in 2021.



MAC STANDINGS

	Conference		Overall	
	W	L	W	L
BOWLING GREEN	1	0	2	3
Buffalo	1	0	3	2
Central Michigan	1	0	3	2
Eastern Michigan	1	0	4	1
Ohio	1	0	3	2
Toledo	1	0	4	1
Western Michigan	1	0	2	3
Northern Illinois	0	1	3	2
Miami (OH)	0	1	1	4
Ball State	0	2	1	4
Akron	0	2	1	5
Kent State	0	1	0	5

2024 PRESEASON MAC POLL

- Miami (OH) (9)..... 119
- Toledo (3)..... 109
- Bowling Green92**
- Northern Illinois.....92
- Ohio.....81
- Eastern Michigan.....64
- Western Michigan.....60
- Central Michigan59
- Ball State.....42
- Buffalo.....37
- Akron.....24
- Kent State13

MAC Football Championship Game Winner:

Miami (OH) (10), Toledo (2)

FALCONS FLY TO NATION’S BIGGEST STADIUMS

- Counting Sept. 21 at Kyle Field, BGSU has played in three of the four largest FBS stadiums in the United States since the start of the 2023 season.
- BGSU has also played in four of the top six, five of the top 10, and six of the top 15 stadiums in the Scot Loeffler era.
- This list includes Michigan (No. 1, 2023), Penn State (No. 2, 2024), Texas A&M (No. 4, 2024), Tennessee (No. 6, 2021), UCLA (No. 10, 2022), and Notre Dame (No. 15, 2019).
- BGSU is set to play at No. 3 Ohio State in 2027.
- Twenty-four Falcons on this year’s roster were also on the roster for the 2021 game at Tennessee, the 2023 game at Michigan, and this year’s games at Penn State and Texas A&M.

BGSU HAS STABILITY

- Bowling Green is one of 27 FBS teams that returns its head coach, coordinators, and starting QB from the 2023 season.
- Of those 27 QBs, BGSU’s Connor Bazalak ranks No. 1 in career passing yards with 10,549 yards.

A PROGRAM ON THE RISE

- BGSU is 11-6 in MAC play since the start of the 2022 season.
- Only Toledo, Ohio, and Miami (OH) have better records in conference play over that period. Miami (OH) is 11-6 during that span, while Toledo and Ohio are both 14-3.
- In the previous 16-game MAC window, BGSU was 2-14.
- The gains during Scot Loeffler’s tenure began to take root in 2021, and by 2022, Bowling Green was back in a bowl game for the first time since 2015, participating in the Quick Lane Bowl.
- Bowling Green was one of four FBS programs in 2022 whose win totals improved by 4+ games from 2020 to 2021 and then by 2+ more games from 2021 to 2022. Joining BGSU on this list were Kansas State, Oregon State, and Tennessee.
- The Falcons are the only program in the nation to have improved their win totals by 4+ games from 2020 to 2021, followed by +2 wins from 2021 to 2022, and then by +1 from 2022 to 2023.
- BGSU secured the program’s 300th all-time victory in league play on Oct. 5 at Akron. The Falcons rank No. 3 all-time in the MAC with 300 wins.

ALL-TIME MAC VICTORIES

Rank	School	Wins
1.	Miami (OH)	319
2.	Toledo	302
3.	Bowling Green	300
4.	Western Michigan	273
5.	Ohio	265
6.	Central Michigan	225
7.	Kent State	214
8.	Ball State	198
9.	NIU	170
10.	Eastern Michigan	128
11.	Akron	91
12.	Buffalo	72

GO AHEAD AND CALL US A “DOG”

- Since 2021, no college football team has won as many games as double-digit underdogs as Bowling Green, with five victories.
- BGSU beat Minnesota (31-point underdog) and Buffalo (14.5-point underdog) in 2021, Marshall (17-point underdog) and Toledo (14.5-point underdog) in 2022, and Georgia Tech (21.5-point underdog) in 2023.
- All but the 2022 Marshall game were on the road.

LOEFFLER ANNOUNCES SIX TEAM CAPTAINS

- On Aug. 22 head coach Scot Loeffler announced his team captains for the season.
- TE Levi Gazarek, DL Anthony Hawkins, ILB Brock Horne, CB Jordan Oladokun, RB PaSean Wimberly and OT Alex Wollschlaeger are the team captains.
- Gazarek and Hawkins repeat as captains after also being selected by peers last season.
- All captains wear the “C” etched into their jerseys.

RECORD MAC ALL-ACADEMIC TEAM HONOREES AT BGSU

- The last two seasons BGSU has enjoyed a record 15 Falcons on the Academic All-MAC team.
- Both the 2022 and 2023 team had 15, while they surpassed the previous best of 14 in 2021.
- Five of BGSU’s best outputs on the MAC All-Academic team have come in Scot Loeffler’s six seasons at the helm of the Falcons.

LOEFFLER QUARTERBACKS AND THE LOMBARDI TROPHY

- Bowling Green head coach Scot Loeffler has coached seven quarterbacks who went on to play in the NFL. Those seven quarterbacks have gone on to win a combined nine Super Bowl championships (Tom Brady - 7; Brian Griese - 1; Chad Henne - 1).

WHEN IT COMESTO FANNIN, THE NUMBERS DON'T LIE

- TE Harold Fannin Jr. has started the 2024 season at an elite level.
- Heading into Week No. 7, Fannin is No. 1 in the nation among tight ends in receptions (46) receiving yards (675), first downs (31), YAC (396) and tackles broken (18). He is No. 2 in receiving touchdowns by a tight end with four.
- The 675 receiving yards ranks No. 4 in the nation among all receivers, the 46 receptions are tied for No. 3 among all receivers, the 396YAC is No. 2 among all receivers and the 18 broken tackles are No. 1 among all receivers.
- Per Pro Football Focus, Fannin has the No. 2 overall grade in FBS at 95.1 and No. 1 among all receivers with a grade of 95.4 for pass routes. Only Ashton Jeanty from Boise State (96.2) has a better overall grade. Heading into week No. 5 Fannin was tops in the nation at 95.2.
- Entering Week 7 of the College Football Season, Fannin's days at then-No. 8 Penn State (137) and then-No. 25 Texas A&M (145) are still the most receiving yards those teams have allowed in 2024 to an opponent.
- Fannin has recorded four games of 100+ receiving yards this year and has five for his career. Fannin owns five of the eight all-time BGSU games where a tight end has 100+ receiving yards.
- Fannin is is No. 1 in the nation with three receptions of 60+ yards. He is No. 4 in the nation with 24 receptions that have gone for 10+ yards. The next closest tight end has 17. Fannin is No. 2 in the nation with 11 receptions that have gone for 20+ yards. Fannin is No. 2 in the country with eight receptions that have gone 30+ yards. The next closest tight end has three. Fannin is also No. 6 in the nation with four receptions of 40+ yards and No. 3 in the nation with three receptions of 50+ yards.

2024 FBSTight End Leaders

Name, School	Rec.	Games
1. Harold Fannin Jr., Bowling Green	46	5
2. Tanner Koziol, Ball State	37	5
3. Colston Loveland, Michigan	29	5

Name, School	Receiving Yards	Games
1. Harold Fannin Jr., Bowling Green	675	5
2. Tanner Koziol, Ball State	379	5
3. Oronde Gadsden II, Syracuse	359	5

Name, School	Receiving TDs	Games
1. Anthony Torres, Toledo	5	5
2. Harold Fanning Jr., Bowling Green	4	5
Elijah Arroyo, Miami	4	6
Brant Kuithe, Utah	4	5

IT IS A SMALL CLUB AND FANNIN IS PART OF IT

- Tight end Harold Fannin Jr. has 1,517 receiving yards, 11 receiving touchdowns, and five rushing touchdowns. He is one of only four FBS tight ends, in records dating back to 1956, to accumulate 1,500+ receiving yards, 11+ receiving touchdowns, and 5+ rushing touchdowns over a career.
- He joins two-time John Mackey Award winner Brock Bowers (Georgia), Jaylen Samuels (NC State), and Brant Kuithe (Utah).
- Kuithe is still active with Utah but has played parts of six seasons dating back to 2018. He has also played twice as many games as Fannin (56 to 28).
- If Fannin rushes for one more career touchdown, only Samuels (28) will have more in this quartet.

BAZELAKTHRIVING INTHE BGSU OFFENSE

- QB Connor Bazalak leads the MAC with 1,243 passing yards and 248.6 passing yards per game. He ranks No. 42 and No. 36 nationally, respectfully.
- He is tied for No. 3 in the nation in passes of 60+ yards. He has three, all of which have gone to Harold Fannin Jr.
- Bazalak is also No. 20 in the nation in compleitons per game (22.20), No. 25 in the nation in completion percentage (68.1).

FANNIN HAS BIG DAY AGAINST OLD DOMINION

- Tight end Harold Fannin Jr. had a career day against Old Dominion on Sept. 28. For the third game in a row he set a career high in receiving yards. Against the Monarchs he broke the BGSU single-game record for receiving yards in a game with 192. His 12 receptions also rank No. 2 all-time at BGSU for receptions by a tight end in a game. Both numbers are the best in the nation for a tight end this season.
- Fannin also had two touchdowns to give him 11 receiving scores for his career, which set a BGSU record. The previous record was 10 done by Alex Bayer and Mark Dowdell.

BGSU'S 1,000-YARD RECEIVING LIST

Name (Years)	Total Yards
1. Charles Sharon (2002-05)	3,450
2. Freddie Barnes (2006-09)	3,290
3. Scotty Miller (2015-18)	2,867
4. Robert Redd (1998-02)	2,726
5. Ronnie Moore (2013-16)	2,701
6. Stan Hunter (1982-85)	2,679
7. Roger Lewis (2014-15)	2,637
8. Ronald Heard (1986-89)	2,491
9. Mark Szlachcic (1989-92)	2,446
10. Cole Magner (2001-04)	2,385
11. Steve Sanders (2002-05)	2,324
12. Jeff Groth (1975-78)	2,268
13. Reggie Thornton (1986-89)	2,231
14. Ryan Burbrink (2011-15)	2,213
15. Kamar Jordan (2010-11)	2,198
16. Ronnie Redd (1991-94)	2,196
17. Kurt Gerling (1998-01)	2,191
18. Corey Partridge (2005-08)	1,990
19. Shaun Joplin (2010-13)	1,850
20. Shawn Potts (1979-82)	1,618
21. Ed Jones (1966-68)	1,615
22. David Bautista (2000-01)	1,576
23. Alex Bayer (2010-13)	1,543
24. Quintin Morris (2017-20)	1,529
25. Harold Fannin Jr. (2022-pres.)	1,517
26. Gehrig Dieter (2014-15)	1,493
27. James Hawkins (2001-04)	1,483
28. Rameir Martin (1991-94)	1,453
29. Mark Dowdell (1981-84)	1,422
30. Bob Zimpfer (1967-69)	1,412
31. Dan Shetler (1977-80)	1,349
32. Jim Ladd (1951-53)	1,341
33. Teo Redding (2013-17)	1,328
34. Odieu Hiliare (2022-23)	1,279
35. Damron Hamilton (1996-97)	1,242
36. Kyle Hockman (1987-89)	1,210
37. Chris Wright (2006-09)	1,201
38. Tyrone Broden (2019-22)	1,199
39. P.J. Pope (2002-05)	1,148
40. Greg Meehan (1983-85)	1,120
41. Jack Hecker (1953-55)	1,081
42. Joe Boxley (1984-85)	1,061
43. Ta'ron Keith (2020-23)	1,033



TE Harold Fannin Jr. became the 43rd Falcon to record 1,000 career receiving yards after a career day at No. 8 Penn State on Sept. 7, 2024. He made 11 catches for 137 yards and a touchdown.

BGSU'S 1,000-YARD RUSHING LIST

Name (Years)	Total Yards
1. Travis Greene (2011-15)	3,852
2. Dave Preston (1973-76)	3,423
3. Paul Miles (1971-73)	3,239
4. P.J. Pope (2002-05)	3,238
5. Fred Coppet (2013-16)	2,833
6. Fred Durig (1950-52)	2,564
7. Josh Harris (2000-03)	2,473
8. Bryant Jones (1980-82)	2,357
9. LeRoy Smith (1989-92)	2,313
10. Willie Geter (2007-10)	2,156
11. Joe Alls (1999-02)	2,137
12. Zeb Jackson (1990-93)	2,044
13. Courtney Davis (1993-96)	2,011
14. Bernard White (1984-85)	1,985
15. Dan Saleet (1974-77)	1,965
16. Andrew Clair (2017-20)	1,937
17. Anthon Samuel (2011-12)	1,842
18. Keylan Cates (1994-96)	1,827
19. Chris Bullock (2006-09)	1,756
20. Jack Woodland (1947-49)	1,752
21. Terion Stewart (2020-pres.)	1,739
22. Anthony Turner (2005-07)	1,569
23. Stew Williams (1964-66)	1,550
24. Vic DeOrio (1955-57)	1,545
25. Josh Cleveland (2016-17)	1,442
26. Phil Polak (1971-73)	1,435
27. Godfrey Lewis (1998-02)	1,431
28. Bob Ramlow (1956-58)	1,384
29. Jay Cunningham (1962-64)	1,258
30. Dave Windatt (1977-80)	1,221
31. Don Lisbon (1960-62)	1,215
32. John Gibson 1998-01)	1,199
33. Jaison Patterson (2021-pres.)	1,185
34. Mike Otten (1979-82)	1,182
35. B.J. Lane (2002-05)	1,799
36. Jeff Davis (1984-87)	1,177
37. Mike Wright (1976-79)	1,149
38. Rich Pont (1949-51)	1,073
39. Jack Giroux (1954-56)	1,046
40. Jerry Fields (1969-71)	1,027



On Aug. 29, 2024 against Fordham, Jaison Patterson became the 40th Falcon to reach 1,000-career rushing yards.

FANNIN ON FIRE AT TEXAS A&M

- Tight end Harold Fannin Jr. had a career day at then-No. 25 Texas A&M, recording a then-career-high 145 receiving yards.
- The 145 receiving yards are the most allowed by the Aggies this year.
- Fannin scored on a 65-yard pass from Connor Bazalak, marking the longest offensive touchdown the Aggies had allowed at the time since Oct. 1, 2022.
- His 145 receiving yards were the most by a tight end in the nation during week No. 4.
- He had 97 yards after the catch against the Aggies.
- Fannin was named Mackey Award Player of the Week MAC Offensive Player of the Week for his efforts.
- Over back-to-back games against ranked opponents Penn State (No. 8) and Texas A&M (No. 25), Fannin has posted a combined 19 receptions for 282 yards and two touchdowns, as BGSU lost both games by a combined 13 points.

FANNIN JR. AND JOHNSON JR. HAVE CAREER DAYS AT PENN STATE

- Both TE Harold Fannin Jr. and WR Malcolm Johnson Jr. had career days at then-No. 8 Penn State. Fannin caught 11 passes for 137 yards and a touchdown. The receptions are a career high. The receiving yards were a career high until the Texas A&M game.
- Johnson caught eight passes for 81 yards and a score. Both receptions and receiving yards were also career highs.

FANNIN IN LEAGUE OF HIS OWN

- Since Harold Fannin Jr. has come to college in 2022 he has the most receiving yards in the nation among active tight ends. With 1,517 receiving yards since the start of the 2022 season, he is the only tight end with at least 100 receptions.

Tight End Receiving Yards Since the Start of the 2022 Season

Name, School	Yards	Rec.	Yds/Rec	TDs	Games
1. Harold Fannin Jr., Bowling Green	1517	109	13.9	11	28
2. Bryson Nesbit, North Carolina	1334	97	14.7	12	32
3. Caden Prieskorn, Ole Miss	1245	89	14.0	12	29
4. Colston Loveland, Michigan	1145	90	12.7	8	34
5. Justin Joly, NC State	1141	94	12.1	5	30

FANNIN CLIMBING BGSU CAREER TIGHT END RECEIVING LISTS

- Fannin's 2023 season secured his place in various BGSU single-season records by a tight end, including receiving yards (third), receptions (fifth), receiving touchdowns (second), and receiving yards per catch (eighth).
- He is poised to climb various career records in the BGSU record book for a tight end, including chasing current BGSU tight end coach and special teams coordinator Alex Bayer, who holds the program record for career receiving yards by a tight end.

BGSU Career Receiving Yards By a Tight End

Name, Years	Rec.	Yards	Yds/Rec	TDs
1. Alex Bayer (2010-13)	115	1,543	13.4	10
2. Harold Fannin Jr. (2022-pres.)	109	1,517	13.9	11
3. Mark Dowdell (1981-84)	138	1,422	10.3	10

BGSU Career Receptions By a Tight End

Name, Years	Rec.	Yards	Yds/Rec	TDs
1. Mark Dowdell (1981-84)	138	1,422	10.3	10
2. Alex Bayer (2010-13)	115	1,543	13.4	10
3. Kyle Hockman (1987-89)	110	1,210	11.0	4
4. Harold Fannin Jr. (2022-pres.)	109	1,517	13.9	11

BGSU Career Receiving Touchdowns By a Tight End

Name, Years	Rec.	Yards	Yds/Rec	TDs
1. Harold Fannin Jr. (2022-pres.)	109	1,517	13.9	11
2. Mark Dowdell (1981-84)	138	1,422	10.3	10
Alex Bayer (2010-13)	115	1,543	13.4	10

OFFENSIVE HELD THE LINE AGAINST PENN STATE'S DEFENSE

- Bowling Green's offensive line did something that no other team had done since the 2021 season: hold Penn State to zero sacks. The Nittany Lions, who entered BGSU's Sept. 7 game with the most team sacks in the nation since the start of the 2022 season, saw their 28-game streak of recording at least one sack come to an end.
- BGSU's starting offensive line, per the depth chart, averages 6-6 and 315 pounds.

FALCONS SNAP PENN STATE'S 28-GAME STREAK

- Entering BGSU's game at No. 8 Penn State on Sept. 7, the Nittany Lions had gone 28 games dating back to the 2021 season without allowing an opponent to score on their opening drive. It was the longest active streak in the nation.
- The Falcons ended that streak with a six-play, 75-yard drive to start the game. BGSU lost the coin toss and received the opening kick. Harold Fannin Jr. caught a six-yard pass for a touchdown to cap the drive, which lasted 2:21. Fannin started the drive with a 30-yard reception from QB Connor Bazalak.

STEWART IS HARD TO BRING DOWN

- RB Terion Stewart is tough to bring down. Despite missing game No. 2 at Penn State, Stewart is No. 18 in the nation for those with 40 carries in yards per attempt after contact at 4.55.
- Stewart forced 11 missed tackles rushing the ball in the opener against Fordham, which was the fourth most in the nation after one week.

JAMAL JOHNSON BECOMES A SWISS ARMY KNIFE

- RB Jamal Johnson has filled various offensive needs for the Falcons. With a preseason injury to RJ Garcia II, Johnson has seen time as a wide receiver in addition to running the ball.
- In the season opener, Johnson caught four passes for 54 yards, both of which were career highs.
- At No. 8 Penn State, he saw more time rushing the ball and finished with 46 rushing yards and one touchdown. His 41-yard rushing touchdown was his first career rushing touchdown and longest career rush.

BAZELAK MILESTONES ON THE HORIZON

- QB Connor Bazelak is ranked No. 4 among all active FBS quarterbacks with 10,549 career passing yards.
- His 993 completions rank No. 3 among active players, and he needs seven more to become the 41st player in FBS history to reach 1,000 career completions.
- Bazelak, Oregon quarterback Dillon Gabriel and Wake Forest quarterback Hank Bachmeier are the only quarterbacks in the nation poised to start in six straight seasons. All three are at their third school. Gabriel spent three years at UCF and two at Oklahoma before Oregon, while Bazelak spent three years at Missouri, one season at Indiana, and is now in his second year at Bowling Green. Bachmeier started at Boise State and went to Louisiana Tech before heading to Wake Forest. Bazelak and Gabriel started in week No. 1, while Bachmeier did not, who started later in 2024.

BAZELAK AMONG ACTIVE CAREER PASSING LEADERS

- BGSU's Connor Bazelak (Dayton, Ohio) is currently No. 4 in the nation with 10,549 career passing leaders among all active players who have played entire careers at the FBS level.
- Bazelak reached 50 passing touchdowns for his career at then-No. 8 Penn State (9/7).
- Finn Hogan's highlight reel one-handed catch at Georgia Tech last season was Bazelak's 40th career passing touchdown.
- Bazelak came to BGSU in 2023 after appearing in 34 career games with 29 career starts between Missouri (three years) and Indiana (one year)
- He came to BGSU with 7,370 career passing yards, 36 touchdowns and a 62.2 completion percentage for his career.
- He spent the 2019, 2020 and 2021 seasons at Missouri where he threw for 5,084 yards, 23 touchdowns and completed 66.4 percent of his passes over 20 career starts (24 games).
- Named 2020 SEC Co-Freshman of the Year.
- Started nine games at Indiana in 2022 where he became the first IU quarterback to pass for 300 yards in a debut since Antwaan Randle El in 1998 when he threw for 330 yards against Illinois.
- Threw for 2,312 yards and 13 touchdowns in 2022 for Indiana.
- Below is a snapshot where Bazelak ranks among active passing leaders who have played entire career at the FBS level:

Name, School	Career Passing Yards
1. Dillon Gabriel, Oregon	16,314
2. Will Rogers, Washington	13,940
3. Seth Hennigar, Memphis	12,103
4. Connor Bazelak, Bowling Green	10,549
5. Grayson McCall, NC State	10,523

CARRY ON TERION

- Terion Stewart is No. 13 all-time in BGSU history with seven games of at least 100 yards rushing. He is also the only Falcon with a career average of over six yards per rush.
- Among running backs with at least 100 carries last season, his 62.9 percent tackle avoidance rate was the best, per TruMedia. The next closest were USC's Marshawn Lloyd (40.9 percent) and Purdue's Tyrone Tracy (40.4 percent). Both Lloyd and Tracy were selected in the 2024 NFL Draft.
- In 2023, his 4.81 yards per rush after contact ranked No. 2 in the nation among players with at least 100 rushing attempts.
- Stewart broke 78 tackles, ranking No. 4 in the nation in 2023.
- He was tied for No. 25 in the nation with 6.1 yards per rush in 2023.
- Through nine games before getting hurt in 2023, Stewart led the nation with 78 broken tackles, 4.81 yards per carry after contact, and ranked No. 6 in rushes of 10+ yards (31).
- Stewart's 6.2 yards per rush for his career is a BGSU record and ranks No. 5 in the nation among active players with 1,000+ career rushing yards and 200 attempts. You can see the list below:

Name, School	Yards Per Rush (Career)
1. Tyrell Robinson, Army	7.2
2. Johnny Richardson, UCF	6.8
3. Ayo Adeyi, James Madison	6.6
R.J. Harvey, UCF	6.6
5. Terion Stewart, Bowling Green	6.2

BGSU SINGLE-GAME RECORDS

Receiving Yards By a Tight End (100+)

- 192** Harold Fannin Jr. vs. Old Dominion, 2024
- 175 Mark Dowdell vs. Central Mich., 1993
- 145** Harold Fannin Jr. at Texas A&M, 2024
- 137** Harold Fannin Jr. at Penn State, 2024
- 135** Harold Fannin Jr. at Akron, 2024
- 124 Alex Bayer vs. NIU, 2013
- 109** Harold Fannin Jr. vs. Eastern Illinois, 2023
- 103 Christian Sims at Buffalo, 2021

Receptions By a Tight End (8+)

- 13 Mark Dowdell vs. Central Mich., 1993
- 12** Harold Fannin Jr. vs. Old Dominion, 2024
- 11** Harold Fannin Jr. at Penn State, 2024
- 10 Quintin Morris at Notre Dame, 2019
- 9** Harold Fannin Jr. at Akron, 2024
- 8 Mark Dowdell vs. Toledo, 1993
- 8 Mark Dowdell vs. Ball State, 1993
- 8 Mark Dowdell vs. Kent State, 1993
- 8 Kyle Hockman at Penn State, 1997
- 8 Quintin Morris at Western Michigan, 2019
- 8 Christian Sims vs. South Alabama, 2021
- 8** Harold Fannin Jr. at Western Michigan, 2023
- 8** Harold Fannin Jr. at Texas A&M, 2024

Rushing Attempts

- 46 Bryant Jones vs. Kent State, 1981
- 43 Keylan Cates vs. Ohio, 1995
- 41 Dave Preston vs. San Diego State, 1974
- 38 Andre Givens vs. Kent State, 2014
- 38 Dave Preston vs. Toledo, 1974
- 37 Paul Miles vs. Toledo, 1993
- 37 Darryl Story vs. Ball State, 1983
- 37 Bryant Jones vs. Cent. Michigan, 1982
- 37 Dave Preston vs. So. Mississippi, 1974

Net Yards Rushing

- 225 Darryl Story vs. Ball State, 1983
- 220 Steve Holmes vs. Kent State, 1998
- 217 Paul Miles vs. Marshall, 1972
- 212 Bryant Jones vs. Kent State, 1981
- 206 Fred Durig vs. Bradley, 1951
- 205 Chip Otten vs. Eastern Michigan, 1982
- 205 P.J. Pope vs. Western Michigan, 2004
- 203 Willie Geter vs. Kent State, 2007

Rushing Touchdowns

- 5 Dave Preston vs. Dayton, 1974
- 4 Bernard White vs. Eastern Michigan, 1985
- 4 Bernard White vs. Richmond, 1984
- 4 Paul Miles vs. Marshall, 1972
- 4 Julius Livas vs. Kent State, 1970
- 4 Fred Matthews vs. Marshall, 1968
- 4 Chuck Radich vs. Temple, 1966

Passing Attempts

- 73 James Knapke vs. Indiana, 2014
- 63 Tyler Sheehan at Kent State, 2009
- 62 Tyler Sheehan at Marshall, 2009
- 60 Omar Jacobs vs. Toledo, 2004
- 59 Matt Johnson at Purdue, 2015
- 59 Brian McClure vs. Toledo, 1983
- 56 Rich Dackin vs. Eastern Michigan, 1987
- 55 Matt Johnson at Maryland, 2015
- 55 Matt Schilz vs. Wyoming, 2011
- 55 Tyler Sheehan vs. Central Michigan, 2009

Pass Completions

- 46 James Knapke vs. Indiana, 2014
- 44 Tyler Sheehan at Kent State, 2009
- 43 Matt Johnson at Purdue, 2015
- 43 Tyler Sheehan at Marshall, 2009
- 38 Josh Harris vs. Northwestern, 2003
- 37 Tyler Sheehan vs. Idaho, 2009
- 37 Brian McClure vs. Eastern Michigan, 1983
- 36 Matt Johnson at Maryland, 2015
- 36 Omar Jacobs vs. Toledo, 2004
- 35 Brian McClure vs. Toledo, 1983
- 35 Tyler Sheehan vs. Central Michigan, 2009

Touchdown Passes

- 6 Matt Johnson at Maryland, 2015
- 6 Ryan Henry vs. Ball State, 1994
- 5 James Morgan at Toledo, 2016
- 5 Matt Johnson at Kent State, 2015
- 5 Matt Johnson vs. Akron, 2015
- 5 Matt Johnson vs. UMass, 2015
- 5 Matt Johnson vs. NIU, 2013
- 5 Matt Schilz vs. Morgan State, 2011
- 5 Omar Jacobs vs. Wisconsin, 2005
- 5 Omar Jacobs vs. Memphis, 2004
- 5 Omar Jacobs vs. Marshall, 2004

IMPROVED DEFENSE IN 2023

- Bowling Green finished 2023 ranked No. 25 in total defense, allowing 326.1 yards per game, an improvement from 2022 when they allowed 419.6 yards per game (No. 102).
- BGSU's improvement of 93.5 yards per game was the nation's sixth-best in 2023.
- BGSU held Liberty, the nation's No. 4 team in total offense (499.1 yards per game), to 389 yards—the only time during the regular season Liberty was held under 400 yards of total offense.
- BGSU held all 13 of its opponents under their season average for total offense.

Rank, Team	'22 Avg.	'22 Rank	'23 Avg.	'23 Rank	Improv.
1. Ohio	426.9	108	273.5	4	153.1
2. SMU	431.2	111	304.1	12	127.1
3. Arizona	467.7	124	357.9	48	109.8
4. Arkansas	465.2	123	357.2	46	108.5
5. UCLA	405.2	89	301.5	10	103.7
6. Bowling Green	419.6	102	326.1	25	93.5

OLADOKUN WILL PUT YOU ON LOCKDOWN

- Jordan Oladokun is one of eight FBS players returning in 2024 who finished the 2023 season with 4+ interceptions, 30+ tackles, 6+ PBU's, and at least one pick-six.

FALCON DEFENSE FLEW HIGH IN 2023

- Bowling Green finished 2023 ranked high nationally in various categories, including No. 1 in takeaways (28), No. 4 in interceptions (17), No. 7 in fumble recoveries (11), No. 12 in passing yards allowed per game (179.8), No. 25 in total defense (326.1), No. 31 in sacks (33), and No. 6 in defensive improvement from the previous year.
- While leading the nation in takeaways, the Falcons forced National Champion Michigan into four of its eight total turnovers on the year. Michigan threw five interceptions all season, three of which were against the Falcons.

GETTING TO THE QUARTERBACK

- According to BGSU records, the Falcons have achieved two of their top-four seasons in team sack production in 2022 and 2023.
- BGSU recorded 38 sacks in 2022, which is tied for No. 1 in program history, while the 33 sacks in 2023 are tied for No. 4.
- BGSU's 86 sacks going back to 2022 are No. 16 in the nation.
- The Falcons are No. 18 in the nation with 15 sacks in 2024 and their 3.0 sacks per game ranks No. 14 nationally.
- OLB Charles Rosser is tied for No. 15 in the nation (No. 1 in the MAC)

CJ BROWN IS A SOLID ALL-MAC ADDITION TO THE SECONDARY

- S CJ Brown is in his first season at BGSU after spending the last four seasons at NIU.
- Brown has two years of eligibility with the Falcons after redshirting in 2023.
- Brown was a first-team All-MAC honoree in 2021 as the Huskies won the MAC. He is the only first-team honoree from 2021 still in the MAC; WR Dante Cephas is now at Kansas State, and Kam Butler is at Virginia.
- Brown made 109 tackles and recorded 4.0 tackles for loss in 2021, earning first-team All-MAC honors as NIU went on to win the Mid-American Conference title.
- Brown joined BGSU with 206 career tackles, 4.0 TFLs, 2.0 sacks, and two interceptions over 35 career games.
- Brown is No. 12 among active defensive backs with 237 career tackles. The top 12 list is as follows:

Name, School, Pos.	Career Tackles
1. Antavious Lane, North Carolina, DB	323
2. Jack Howell, Colorado State, DB	319
3. Maxen Hook, Toledo, S	284
4. Dean Clarke, Fresno State, DB	267
5. Trey Rucker, Oklahoma State, S	266
6. Angelo Grose, Michigan State, DB	254
7. Durante Jones, UConn, DB	253
8. Terry Jones, Indiana, S	248
Zion Childress, Kentucky, S	248
10. Jaylen Stinson, Duke, S	246
11. Beau Freyler, Iowa State, DB	245
12. CJ Brown, Bowling Green, S	237

SIPP JR. IS FILLING UP THE MIDDLE ON DEFENSE

- ILB Joseph Sipp Jr. has led BGSU in tackles in twice in 2024. He is averaging 6.0 stops per game and is second on the team with 30 tackles.
- Sipp is tied for the team lead with 3.0 sacks. They are the first three sacks of his career.
- Sipp is BGSU's returning tackle leader with 73 stops.
- Sipp had a career-high 12 tackles in the 2023 season opener at Liberty. It was the second year in a row he led the team in tackles in the season opener. Sipp had 10 stops at UCLA to open 2022 when he became the only freshman in the nation to notch 10+ tackles in a collegiate debut last year.
- Sipp led BGSU in tackles in six of Bowling Green's 13 games in 2023.

BGSU SINGLE-GAME RECORDS

Yards Passing (Min. 400 yards)

505	Tyler Sheehan at Kent State, 2009
491	Matt Johnson at Maryland, 2015
479	Brian McClure vs. Ohio, 1985
458	Omar Jacobs vs. Wisconsin, 2005
450	Matt Johnson vs. UMass, 2015
443	Matt Johnson vs. Memphis, 2015
443	James Knapke at UMass, 2014
438	Josh Harris vs. Northern Illinois, 2003
437	Matt Schilz vs. Wyoming, 2011
430	Matt Johnson, at Kent State, 2015
427	Brian McClure vs. Eastern Michigan, 1983
424	Matt Johnson at Tennessee, 2015
415	Omar Jacobs vs. Toledo, 2004
407	Brian McClure vs. Central Michigan, 1983
402	Matt Johnson at Purdue, 2015
402	Josh Harris vs. Northwestern, 2001

Passing Percentage (Min. 10 att.)

.929	Ryan Henry vs. Akron, 1994 (13-14)
.917	Jim Bryan vs. Baldwin-Wallace, 1955 (11-12)
.900	James Morgan at Ohio State, 2016 (9-10)
.900	Brian McClure vs. C. Michigan, 1982 (9-10)
.900	Bill Lyons vs. Baldwin-Wallace, 1952 (9-10)
.846	Steve Swan vs. Long Beach State, 1982 (11-13)
.846	Matt Johnson vs. UMass, 2015 (33-39)

Receptions

22	Freddie Barnes at Kent State, 2009
17	Freddie Barnes vs. Idaho, 2009
17	Freddie Barnes vs. Marshall, 2009
16	Roger Lewis vs. Indiana, 2014
15	Roger Lewis at Maryland, 2015
15	Freddie Barnes vs. Troy, 2009
14	Freddie Barnes vs. Central Michigan, 2009
14	Kamar Jorden at Tulsa, 2010
14	Corey Partridge vs. Toledo, 2007
14	Robert Redd vs. Northern Illinois, 2002

Reception Yards (Min. 200 yards)

278	Freddie Barnes at Kent State, 2009
261	Roger Lewis vs. Memphis, 2015
246	Odieu Hiliare at Toledo, 2022
219	Freddie Barnes vs. Idaho, 2009
215	Robert Redd vs. Marshall, 2001
213	Chris Gallon vs. Kent State, 2012
209	Robert Redd vs. Missouri, 2002
206	Scott Miller vs. Western Michigan, 2018
203	Kamar Jorden vs. Kent State, 2011
201	Roger Lewis at Buffalo, 2015
200	Roger Lewis at Maryland, 2015

Touchdown Receptions

4	Jeff Groth vs. Grand Valley, 1978
4	Eugene Cooper vs. Morgan State, 2011
3 15 Times
.....	(Most recently by Scott Miller at Toledo, 2016)

Touchdowns Scored

5	Dave Preston vs. Dayton, 1974
4	Bernard White vs. Eastern Michigan, 1985
4	Bernard White vs. Richmond, 1984
4	Jeff Groth vs. Grand Valley, 1978
4	Eugene Cooper vs. Morgan State, 2011
4	Paul Miles vs. Marshall, 1972
4	Julius Livas vs. Kent State, 1970
4	Fred Matthews vs. Marshall, 1968
4	Chuck Radich vs. Temple, 1966

TDs Rushing, Throwing and Receiving

6	Matt McDonald vs. Eastern Kentucky, 2022
.....	(5 passing, 1 rushing)
6	Matt Johnson at Maryland, 2015
.....	(6 passing)
6	Matt Johnson at Kent State, 2015
.....	(5 passing, 1 rushing)
6	Josh Harris vs. Northwestern, 2001
.....	(4 passing, 1 rushing, 1 receiving)
6	Ryan Henry vs. Ball State, 1994
.....	(6 passing)

Points Scored

30	Dave Preston vs. Dayton, 1974
24	Bernard White vs. Eastern Michigan, 1985
24	Bernard White vs. Richmond, 1984
24	Jeff Groth vs. Grand Valley, 1978
24	Paul Miles vs. Marshall, 1972
24	Julius Livas vs. Kent State, 1970
24	Fred Matthews vs. Marshall, 1968
24	Chuck Radich vs. Temple, 1966

2024 BOWLING GREEN FOOTBALL

BGSU SPREADS THE TACKLES AROUND

- Bowling Green has eight players averaging 3.0+ tackles per game, led by S CJ Brown at 6.2. Joseph Sipp Jr. is at 6.0, Brock Horne is at 5.4, Charles Rosser is at 5.4, Anthony Hawkins is at 5.0, Ali Saad is at 3.2 and Jordan Oladokun is at 3.0.
- The Falcons have nine players in 2024 with at least 0.5 a sack.
- In 2023, the Falcons had seven different players averaging 3.0+ tackles per game, led by graduate senior Darren Anders at 6.5.
- BGSU returns Joseph Sipp Jr. (5.6), Trent Simms (3.8), Patrick Day (3.7), and Darius Lorfilis (3.5).
- The Falcons had 24 different players record at least 0.5 tackles for loss in 2023, with 16 of those players returning in 2024.
- BGSU had 14 players in 2023 record at least a half-sack, with 10 of those players returning to the roster in 2024.

BUILDING A DEFENSE FROM WITHIN

- Fourteen Falcons who recorded at least one tackle on defense last year began their careers at BGSU and are entering at least their third season with the team in 2024.
- Despite the transfer portal creating drastic roster changes nationwide, ten Falcons who started at least one game on defense last year are in their third year or greater at BGSU in 2024.
- Anthony Hawkins leads the group with 32 career starts, including 22 consecutive starts entering 2024.
- Other notable starters who have played their entire careers at BGSU include Trent Simms with 20 starts, Dontrez Brown and Joseph Sipp Jr. with 13 career starts each, Brock Horne and Darius Lorfilis with 12 career starts each, and Jalen Burton with 11 starts. Others include Patrick Day (8), Charles Rosser (2), and Avi McGary (1).

NO FLY ZONE

- Bowling Green ranked No. 12 in the nation in passing defense at 179.8 yards yielded per game last year.
- Below is where BGSU ranked in 2023:

School	Yards/G
1. Ohio State	145.9
2. Michigan	157.0
3. Notre Dame	157.3
4. Virginia Tech	168.8
5. Iowa	170.7
6. Northern Illinois	171.2
7. Penn State	172.1
8. Clemson	173.2
9. Georgia	175.4
10. Rutgers	176.3
11. Florida State	179.7
12. Bowling Green	179.8

LAST MINUTE GAME-WINNING SCORES IN BGSU HISTORY

Below is the list of BGSU's all-time last minute game-winning scores. All scores happened with 60 seconds or less in the fourth quarter and was the game's last score.

DATE	SCORE	TIME	OPP.	FINAL
Nov. 15, 2022	Ta'ron Keith 42-yard pass from Matt McDonald	:09	at Toledo	42-35
Sept. 26, 2015	Travis Greene 12-yard TD run	:09	at Purdue	35-28
Sept. 13, 2014	Roger Lewis 2-yard pass from James Knapke	:09	Indiana	45-42
Oct. 30, 2010	Jordan Hopgood 1-yard TD run	:21	at Central Michigan	17-14
Oct. 10, 2010	Tyler Sheehan 9-yard TD run	:05	at Kent State	36-35
Nov. 3, 2009	Freddie Barnes 18-yd pass from Tyler Sheehan	:39	at Buffalo	30-29
Nov. 17, 2001	Robert Redd 5-yard pass from Josh Harris	:36	at Northwestern	43-42
Sept. 20, 2001	Jason Strasser 23-yard field goal	:32	at Akron	31-28
Dec. 18, 1992	Dave Hankins 3-yard pass from Erik White	:22	vs. Nevada	35-34
Oct. 14, 1989	Ron Heard 11-yard pass from Rich Dackin	:20	Toledo	27-23
Sept. 14, 1985	Greg Meehan 11-yard pass from Brian McClure	:23	at Kentucky	30-26*
Oct. 29, 1983	Stan Hunter 8-yard pass from Brian McClure	:00	Central Michigan	15-14
Oct. 16, 1982	Gehad Youssef 19-yard field goal	:29	NIU	20-18
Oct. 4, 1980	John Spangler 37-yard field goal	:21	at Western Michigan	17-14
Oct. 9, 1976	Willie Matthews 6-yard pass from Mark Miller	:28	at Toledo	29-28
Nov. 8, 1975	Don Taylor 35-yard field goal	:09	at Ohio	19-17
Nov. 4, 1967	Jim Perry 23-yard field goal	:55	at Marshall	9-7
Sept. 29, 1962	Don Lisbon 4-yard TD run	:06	at Dayton	14-7
Oct. 8, 1960	Roger Klicman 1-yard TD run	:42	at Western Michigan	14-13
Oct. 14, 1944	Al Taves 25-yard pass from Al DiMarco	:03	at Case	20-18
Nov. 1, 1941	Wayne Border 13-yard pass from Eddie Wellner	:05	at Kent State	12-6
Nov. 14, 1931	Jack Throat blocked punt, 0-yard TD recovery by Harry Traub for a TD	:55	Central Michigan	6-0

* BGSU defense forced a safety with 15 seconds left for game's final points

DEFENSIVE NOTES

BGSU SINGLE-GAME RECORDS

Points Scored By Kicking

19.....	Carl Bachman vs. Findlay, 1921
16.....	Brian Leaver vs. Kent State, 1994
16.....	Tyler Tate vs. Eastern Michigan, 2013
15.....	Jason Zeller vs. Kent State, 1989
15.....	Tyler Tate vs. Indiana, 2014

Extra Points Made

19.....	Carl Bachman vs. Findlay, 1921
10.....	Nate Fry vs. Temple, 2005
10.....	Shaun Suisham at Temple, 2004
9.....	Shaun Suisham vs. Eastern Kentucky, 2003

Field Goals Made

5.....	Brian Leaver vs. Kent State, 1994
4.....	Don Taylor vs. Toledo, 1974
4.....	Tyler Tate vs. Indiana, 2014
4.....	Jake Suder vs. South Dakota, 2017
4.....	Nate Needham at Kent State, 2021
4.....	Nate Needham vs. Ohio, 2021
3..... 25 times
..	(Most recently by Jake Suder at Kent State, 2017)

Punting Average

60.5.....	Joseph Davidson vs. Ball State, 2014
59.7.....	Joseph Davidson at Ohio, 2016
58.7.....	Brian Schmiedebusch vs. Wyoming, 2011
57.5.....	Greg Kampe vs. S. Mississippi, 1975
55.8.....	Brian Schmiedebusch vs. Idaho, 2011
54.6.....	Brian Schmiedebusch vs. Pittsburgh, 2013
53.4.....	Cris Shale vs. Ball State, 1990
53.3.....	Bill Bradshaw vs. Ohio, 1953
53.0.....	Jim Phelps vs. Toledo, 1982
52.2.....	Andy Pollock vs. Ohio, 1996

Punt Return Yards

152.....	Bob Zimpfer vs. Quan. Mar., 1967
125.....	Joe Souliere vs. Marshall, 1965
118.....	Bob Harris vs. Central Michigan, 1950
111.....	Courtney Davis vs. Kent State, 1996
103.....	Joe Souliere vs. Western Michigan, 1965

Pass Interceptions

3.....	Janssen Patton vs. Kent State, 2000
3.....	Janssen Patton vs. Western Michigan, 2003
3.....	Janssen Patton vs. Northern Illinois, 2003
3.....	Carlos Brooks vs. Kent State, 1992
3.....	Martin Bayless vs. Ball State, 1983
3.....	Shawn Simms vs. Toledo, 1981
3.....	Jac Tomasello vs. Kent State, 1981
3.....	Arch Tunnell vs. Cal Poly SLO, 1960
3.....	Jack Harbaugh vs. Delaware, 1959

Pass Interception Yards

127.....	Julius Livas vs. Miami, 1971
90.....	Rodney Lash vs. Toledo, 1948
85.....	Dernard Turner vs. Ohio, 2015
83.....	Melvin Marshall vs. Ball State, 1985
82.....	BooBoo Gates vs. Ohio, 2013
80.....	Melvin Marshall vs. BYU, 1983
79.....	P.J. Mahone vs. WKU, 2007
66.....	Pete Schmidt vs. Findlay, 1948

Kickoff Return Yards

223.....	BooBoo Gates vs. West Virginia, 2011
186.....	BooBoo Gates vs. Northern Illinois, 2011
181.....	Joe Alls vs. Toledo, 2001
177.....	Reggie Thornton vs. TCU, 1988
172.....	Roger Williams vs. Miami, 2007
168.....	Roger Williams vs. BC, 2007
158.....	Steve Kuehl vs. Toledo, 1976
154.....	Joe Souliere vs. Temple, 1966
152.....	BooBoo Gates vs. Toledo, 2011
144.....	Leon Weathersby vs. Ohio State, 1997

LAST TIME: SPECIAL TEAMS

LAST BGSU KICKOFF RETURN FOR A TOUCHDOWN

Justin Pegues vs. Fordham, Aug. 29, 2024 (100 yards)

LAST BGSU PUNT RETURN FOR A TOUCHDOWN

Ryan Burbrink vs. VMI, Sept. 6, 2014 (75 yards)

LAST TIME BGSU BLOCKED A PUNT

Trey Johnson at Texas A&M, Sept. 21, 2024

LAST TIME BGSU BLOCKED A PUNT FOR A TD

Avi McGary at Buffalo, Oct. 14, 2023 (PaSean Wimberly TD for 18 yards)

LAST TIME BGSU BLOCKED A FIELD GOAL

Dontrez Brown at Liberty, Sept. 2, 2023 (Trent Simms TD for 76 yards)

LAST TIME BGSU BLOCKED A PAT

Demetrius Hardamon at Miami (OH), Nov. 16, 2021

GAME-WINNING FIELD GOALS IN BGSU HISTORY

Below is the list of BGSU's all-time fourth quarter game-winning field goals that were the game's last score and gave the Falcons the lead for good.

NAME	DATE	OPP.	DISTANCE	TIME	FINAL
Alan Anaya	Nov. 1, 2023	Ball State	39	3:14	24-21
Jason Strasser	Sept. 20, 1997	at Akron	23	:32	31-28
Jason Zeller	Nov. 21, 1987	Central Michigan	44	1:05	18-17
Jason Zeller	Nov. 8, 1986	Ball State	21	4:28	20-17
Gehad Youssef	Oct. 16, 1982	NIU	19	:29	20-18
John Spangler	Oct. 4, 1980	Western Michigan	37	:21	17-14
Don Taylor	Sept. 13, 1975	at BYU	39	1:30	23-21
Don Taylor	Nov. 8, 1975	at Ohio	35	:09	19-17
Don Taylor	Oct. 27, 1973	at Marshall	21	11:19	24-21
Don Taylor	Sept. 16, 1972	at Purdue	29	14:07	17-14
Stu Shestina	Oct. 31, 1970	Marshall	38	1:04	26-24
Jim Perry	Nov. 4, 1967	at Marshall	23	0:55	9-7

PEGUES STARTS THE SEASON OFF WITH A BANG

- RB Justin Pegues set a BGSU record with his 100-yard kick return for a touchdown against Fordham. The kick return was his first touch as a Falcon, occurring on the first play of the season. He was named MAC Special Teams Player of the Week for his efforts. The previous record was 96 yards by Clint Stephens in 2014 vs. Ball State.
- The play was the "Best Thing I Saw" by ESPN's Scott Van Pelt and as created nearly six million unique views on social media in the 24 hours after the play.
- Pegues is a transfer from Tennessee Tech who finds himself on the depth chart at kick return and punt return.
- He also returned a punt for 24 yards against the Rams in the season opener.
- Pegues led Tennessee Tech in punt returns in 2023 with nine for 45 yards. He has has four career kick returns coming into 2024.

PLACEKICKER BATTLE IN PRESEASON CAMP

- The Falcons entered 2024 with a position battle at placekicker. Jackson Kleather and Troy transfer Zach Long are battling for the top position.
- Kleather was in the mix to be the starter in 2023 but missed most of camp with an injury. He later took over punting duties as a true freshman at Georgia Tech and held on to that spot.
- Entering 2024, neither Kleather or Long had attempted a field goal or PAT at the college level. Long was the primary kickoff specialist during his time at Troy.
- Kleather got the nod in the opener against Fordham and was 5-of-6 on PATs as BGSU did not attempt a field goal.
- Against No. 8 Penn State Kleather made his first two career field goal attempts from 33 and 42 yards.

HENDERSON HAS REIGNS ON PUNTING DUTIES

- P John Henderson comes to BGSU after appearing in 23 career games over three years at Antelope Valley College in Lancaster, Calif.
- Henderson earned first-team all-conference honors at AVC in 2022 when he averaged 41.7 yards per punt and 35 percent of his punts pinned opponents inside the 20-yard line.
- Henderson's debut at the FBS level gained three punts on a 44.33 average. Two of his punts went inside the 20-yard line and one boomed for 50 yards against Fordham.

PUNT RETURN DEFENSE

- BGSU is tied for No. 12 in punt return yards allowed with five.
- Punter John Henderson is No. 13 in the nation in net punting at 43.8 yards per punt.

BGSU BLOCKING PUNTS

- Since Alex Bayer was hired as the special teams coordinator in 2022, Bowling Green is tied for No. 2 in all of college football in blocked punts with eight. They share the spot with Rutgers and South Carolina after Trey Johnson's block at then-No. 25 Texas A&M.
- Bowling Green finished 2023 No. 4 in the nation with two blocked punts. This comes on the heels of finishing 2022 tied for No. 2 in the nation with five blocked punts.
- RB PaSean Wimberly finished 2022 tied for No. 1 in the nation in blocked punts with three.
- Wimberly, who was awarded a scholarship a week before the 2022 season, blocked a punt at UCLA and another one against Eastern Kentucky to start the year.
- Against Toledo he blocked a punt in the second quarter that Patrick Day fell on in the end zone for a touchdown.
- Wimberly was named the 2022 National Special Teams Player of the Year.
- At Buffalo in 2023 Wimberly returned a blocked punt for a touchdown.
- Wimberly suffered a season-ending injury during spring football.
- Below are college football leaders in blocked punts since the start of the 2022 season:

TEAM	'22	'23	'24	PUNTS
1. Rutgers	5	3	2	10
2. Bowling Green	5	2	1	8
South Carolina	5	2	1	8
4. Notre Dame	7	0	0	7
5. Iowa	3	2	1	6
Pitt	2	3	1	6
7. Army	3	2	0	5
Texas	3	2	0	5
Utah State	3	2	0	5
UNLV	2	0	3	5



Alan Anaya's 31-yard field goal against Ball State on Nov. 1, 2013 with 3:14 was BGSU's first game-winning field goal since 1997 at Akron.

CAREER STARTS

Defensive Players

Name, Pos.	'19	'20	'21	'22	'23	'24	Career	Streak
Anthony Hawkins, DL	*	0	7	12	13	5	37	27
CJ Brown, S	*	2	13	12	3	5	35	5
Jacorey Benjamin, CB	7	2	4	0	5	4	22	3
Jordan Oladokun, CB	*	*	0	6	11	5	22	5
Trent Simms, S	*	0	4	9	7	0	20	-
Dontrez Brown, DL	*	0	0	0	13	5	18	18
Ali Saad, DL	*	*	0	0	13	5	18	18
Joseph Sipp Jr., LB	*	*	*	1	12	5	18	6
Brock Horne, LB	*	0	10	1	1	5	17	5
Darius Lorflis, S	*	*	*	0	12	5	17	12
Jalen Burton, CB	*	*	3	7	1	0	11	-
Patrick Day, S	*	1	0	1	6	0	8	-
Charles Rosser, LB	*	*	0	0	2	5	7	5
Edward Rhambo, DB	*	*	*	0	5	1	6	-
Avi McGary, DB	*	*	0	0	1	4	5	3
Demetrius Hardamon, LB	*	0	1	0	3	0	4	-
Chace Davis, DL	0	0	0	0	0	1	1	-

* did not play Note: Some starts may be at positions other than the ones listed.

Offensive Players

Name, Pos.	'19	'20	'21	'22	'23	'24	Career	Streak
Connor Bazalak, QB	1	8	11	9	11	5	45	11
Nick Reimer, OT	*	2	11	11	11	3	38	-
Alex Wollschlaeger, OT	*	*	2	12	13	5	32	19
Levi Gazarek, TE	*	0	10	11	6	4	31	3
Alex Padgett, C	*	*	3	0	13	5	21	18
Nate Pabst, OG	*	*	0	0	13	5	18	18
Tunde Fatukasi, OT	*	*	0	4	7	5	16	5
Harold Fannin Jr., TE	*	*	*	1	8	5	14	10
Camden Orth, QB	0	0	10	1	2	0	13	-
Terion Stewart, RB	*	0	5	*	6	2	13	-
Cade Zimmerly, OG	*	*	10	2	0	0	12	-
Jaison Patterson, RB	*	*	4	3	2	2	11	1
Malcolm Johnson Jr., WR	*	0	1	0	6	3	10	1
Jamal Johnson, RB	*	*	2	3	0	3	8	-
Billie Roberts, OT	*	0	6 [^]	0	0	2	8	2
Rahkeem Smith, WR	*	*	*	*	5	1	6	-
Jaylon Tillman, WR	*	*	0	0	4	2	6	-
Jake Burns, OG	*	*	*	0	5	0	5	-
Finn Hogan, WR	*	*	*	0	2	3	5	1

* did not play Note: Some starts may be at positions other than the ones listed.

[^] - starts while playing defense

2024 BOWLING GREEN OPPONENTS

Opponent	'24 Record	AP Rank	This Week	Next Game
Fordham	0-6		at Holy Cross	at Lehigh (10/26)
at Penn State	5-0	4	at USC	at Wisconsin (10/26)
at Texas A&M	5-1	15	BYE	at Mississippi State
Old Dominion	1-4		at Georgia State	Texas State
at Akron	1-5		at Western Michigan	Eastern Michigan (10/26)
NIU	3-2		at Bowling Green	Toledo
Kent State	0-5		Ball State	at Bowling Green
at Toledo	4-1		at Buffalo	at Northern Illinois
at Central Michigan	3-2		Ohio	at Eastern Michigan
Western Michigan	2-3		Akron	at Buffalo
at Ball State	1-4		at Kent State	at Vanderbilt
Miami (OH)	1-4		at Eastern Michigan	Ohio

BGSU'S ALL-TIME OVERTIME GAMES

• BGSU has played seven all-time OT games and has a 3-4 record all-time:

Year	Opponent	Site/Result
1996	Western Michigan	Doyt Perry Stadium L, 13-16
1999	at UCF	Citrus Bowl (Orlando, Fla.) W, 33-30
2005	Toledo	Doyt Perry Stadium L, 41-49 (2 ot)
2007	at Minnesota	Metrodome (Minneapolis, Minn.) W, 32-31
2008	Buffalo	Doyt Perry Stadium L, 34-40 (2 ot)
2022	Eastern Kentucky	Doyt Perry Stadium L, 57-59 (7 ot)
2022	Marshall	Doyt Perry Stadium W, 34-31

DOYT PERRY STADIUM

Doyt Perry Stadium is named in honor of the man who led Bowling Green to a 77-11-5 record in his 10 years as the head coach of the Falcons.

Doyt L. Perry was simply one of the greatest football coaches of his day. His .855 winning percentage over 10 seasons in the 1950s and 1960s remains one of the highest in football history. In fact, Perry is sixth all-time behind Bob Reade (Augustana), Knute Rockne (Notre Dame), Frank Leahy (Notre Dame), Larry Kehres (Mount Union) and Jeff Devaney (Trinity, Conn.) in winning percentage among coaches with at least 10 years of service on the collegiate level. Perry served as the BGSU athletic director for seven years (1965-71) after stepping down as football coach.

Bowling Green won the first game ever played in Perry Stadium, defeating Dayton, 13-0, on Oct. 1, 1966. The football facility at BGSU was formally dedicated as Doyt L. Perry Stadium on Sept. 26, 1992.

Bowling Green has played 293 games in the venue. BGSU's all-time record at Doyt Perry Stadium stands at 175-113-5.

Top 10 Doyt Perry Stadium Crowds All-Time

Date	Attend.	Opponent	Result	Date	Attend.	Opponent	Result
10/8/1983	33,527	Toledo	L, 3-6	10/19/1991	27,333	Toledo	W, 24-21
10/25/2003	31,007	N. Illinois	W, 34-18	10/9/1971	26,860	Toledo	L, 7-24
11/29/2003	29,724	Toledo	W, 31-23	11/23/2001	26,483	Toledo	W, 56-21
10/2/1993	29,210	Toledo	W, 17-10	11/15/2006	25,616	Miami (OH)	L, 7-9
11/16/1985	28,110	Toledo	W, 21-0	9/30/1989	25,057	Akron	L, 24-38

BOWLING GREEN CAREER STARTS BY POSITION

OFFENSE

WR	LT	LG	C	RG	RT	TE	QB	TB	WR	WR	TE
Tillman (6)	Fatukasi (3)	Zimmerly (8)	Padgett (18)	Pabst (13)	Wollschlaeger (32)	Fannin (14)	Bazalak (16)	Stewart, T. (13)	Hogan (5)	Johnson, J. (2)	Gazarek (31)
Johnson, M (3)	Padgett (3)	Fatukasi (7)	Zimmerly (4)	Fatukasi (5)	Fatukasi (1)		Orth (3)	Patterson (11)		Smith (1)	
	Reimer (3)	Burns (5)						Johnson, J. (6)			
	Roberts (2)	Pabst (5)									

DEFENSE

DE	DT	DT	DE	OLB	ILB	ILB	CB	CB	FS	SS	CB
Brown, D. (18)	Hawkins (17)	Davis (1)	Hawkins (20)	Rosser (7)	Sipp Jr. (18)	Horne (17)	Burton (11)	Oladokun (22)	Lorflis (17)	Simms (7)	Simms (9)
Roberts (6)			Saad (18)	Hardamon (4)			McGary (5)	Day (1)	Simms (4)	Day (6)	Benjamin (4)
									Day (1)	Brown, C.J. (5)	Rhambo (1)

7 Connor Bazalak

QB • 6-3 • 225 • Sr. • Dayton, Ohio



2024 | Senior

- Has started all of BGSU's games
- Was 15-of-22 passing for 168 yards in season-opening win against Fordham
- Also rushed two times for 27 yards and a touchdown against the Rams
- Almost pulled the upset at No. 8 Penn State after throwing for 254 yards on 25-of-39 passing with two touchdowns
- Engineered a game-opening touchdown drive against the Nittany Lions which snapped a 28-game streak of not allowing an opponent to score a touchdown on its first drive of a game, which was capped by a six-yard TD throw to Harold Fannin Jr. It was the longest active streak in the nation entering the game and dated back to the 2021 season for PSU
- Also found Malcolm Johnson Jr. on a 15-yard scoring strike during a 3rd and 14 opportunity
- Was 20-of-36 passing for 250 yards and a touchdown at then-No. 25 Texas A&M
- Found Harold Fannin Jr. on a 65-yard scoring strike in the third quarter, which is the longest offensive touchdown scored against the Aggies since Oct. 1, 2022
- Was 27-of-36 passing for 303 yards and two touchdowns against Old Dominion.

2023 | Junior

- Started 11 of BGSU's 13 games
- Missed the Michigan and Buffalo games with an injury
- Finished the season with 1,935 yards passing and 12 touchdowns
- Threw one interception over his last 151 passes of the season
- Made BGSU debut as the starting quarterback at Liberty
- Was 23-of-28 passing for 319 yards and three touchdowns against Eastern Illinois
- Started the EIU game 12-of-12 passing for 163 yards and one score before his first incompletion
- Was 21-of-32 passing for 263 yards and one touchdown in win at Georgia Tech
- His 14-yard passing TD to Finn Hogan was the 40th career passing TD of his collegiate career
- Also rushed for one touchdown against the Yellow Jackets
- Was 6-of-11 passing for 6 yards and a touchdown in win over Akron
- Threw for 128 yards and two touchdowns on 13-of-21 passing in win over Ball State
- Was 13-of-19 passing for 188 yards and a touchdown at Kent State
- Was 23-of-35 passing for 286 yards and one touchdown against Toledo
- Passed for 217 yards on 18-of-26 passing with two touchdowns in win at Western Michigan
- Passed for 221 yards and one touchdown on 21-of-37 passing against Minnesota in the Quick Lane Bowl
- Also rushed for a touchdown against the Golden Gophers

PREVIOUS SCHOOL

- Appeared in 34 career games with 29 career starts between Missouri (three years) and Indiana (one year)
- Comes to BGSU with 7,370 career passing yards, 36 touchdowns and a 62.2 completion percentage for his career
- Spent the 2019, 2020 and 2021 seasons at Missouri where he threw for 5,084 yards, 23 touchdowns and completed 66.4 percent of his passes over 20 career starts (24 games)
- Named 2020 SEC Co-Freshman of the Year
- Started nine games at Indiana in 2022 where he became the first IU quarterback to pass for 300 yards in a debut since Antwaan Randle El in 1998 when he threw for 330 yards against Illinois
- Threw for 2,312 yards and 13 touchdowns in 2022 for Indiana

HIGH SCHOOL AND PERSONAL

- Played quarterback at Archbishop Alter High School for head coach Ed Domsitz
- An ESPN four-star prospect
- Ranked the No. 210 prospect overall, the No. 10 quarterback nationally, and the No. 5 prospect in Ohio by ESPN
- All-state and all-district selection led Alter to the 2018 Ohio Division III State Championship game and a 13-2 record
- Posted 13 touchdowns against two interceptions and passed for over 1,500 yards in a wishbone offense
- Team reached 42 points six times
- Named the 2018 GCL North Offensive Player of the Year
- Son of Kelley and Lenny Bazalak
- Sister, Maddie, played volleyball at Duquesne and Ohio
- Sister, Libby played basketball at Duquesne and graduated No. 24 all-time in program history with 1,111 career points
- Graduated from IU with a degree in liberal studies and currently in BGSU's MBA program

BAZELAK BY THE NUMBERS (CAREER)

Rushing and Passing

SEASON	TEAM	gp	Rushing						Passing							
			att	yds	td	lg	avg/c	avg/g	comp-att-int	yds	td	lg	pct	avg/p	avg/g	effic
2019-20	MO	3	7	2	0	7	0.3	0.7	15-21-0	144	0	17	71.4	9.6	48.0	129.0
2020-21	MO	10	44	20	2	14	0.5	2.0	218-324-6	2366	7	69	67.3	10.9	236.6	132.1
2021-22	MO	11	33	-23	0	12	-0.7	-2.1	246-377-11	2548	16	63	65.3	10.4	231.6	130.2
2022-23	IND	10	47	-160	1	12	-3.4	-16.0	235-426-10	2312	13	52	55.2	9.8	231.2	106.1
2023-24	BGSU	11	44	-82	2	17	-1.9	-7.5	168-278-7	1935	12	58	60.4	11.5	175.9	128.1
2024-25	BGSU	5	13	-25	1	19	-1.9	-5.0	111-163-4	1243	5	65	68.1	11.2	248.6	137.4
TOTAL FOR BGSU		16	57	-107	3	19	-1.9	-6.7	279-441-11	3178	17	65	63.3	11.4	198.6	131.5
TOTAL		50	188	-268	6	19	-1.4	-5.4	993-1589-38	10548	53	69	62.5	10.6	211.0	124.5

Scoring and Total Offense

SEASON	TEAM	gp	Scoring										Total Offense			
			td	rush	rcv	ret	pat	2pat	fg	total	avg/g	rush	pass	total	avg/g	
2019-20	MO	3	0	0	0	0	0	0	0	0	0	0.0	2	144	146	48.7
2020-21	MO	10	2	2	0	0	0	0	1	0	12	1.2	20	2366	2386	238.6
2021-22	MO	11	0	0	0	0	0	0	1	0	0	0.0	-23	2548	2525	229.5
2022-23	IND	10	1	1	0	0	0	0	1	0	6	0.6	-160	2312	2152	215.2
2023-24	BGSU	11	2	2	0	0	0	0	0	0	12	1.1	-82	1935	1853	168.5
2024-25	BGSU	5	1	1	0	0	0	0	0	0	6	1.2	-25	1243	1218	243.6
TOTAL FOR BGSU		16	3	3	0	0	0	0	0	0	18	1.1	-107	3178	3071	191.9
TOTAL		50	6	6	0	0	0	0	3	0	36	0.7	-268	10548	10280	205.6



0 Harold Fannin Jr.

TE • 6-3 • 230 • Jr. • Canton , Ohio

2024 Honors

- CFN Preseason First-Team All-American
- John Mackey Award Watch List
- Athlon Sports preseason first-team All-MAC
- Phil Steele preseason first-team All-MAC
- John Mackey Award Player of the Week HM (Sept. 11)
- MAC Offensive Player of the Week (Sept. 23)
- John Mackey Award Player of the Week (Sept. 24)
- MAC Co-Offensive Player of the Week (Sept. 30)
- Shrine Bowl Breakout Offensive POW (Sept. 30)
- John Mackey Award Player of the Week (Sept. 30)
- Biletnikoff Award Watch List (Oct. 2)

2024 | Junior

- Has started in all four of BGSU's games
- Has notched three games with 100+ receiving yards, which gives him four for his career. He has four of BGSU's seven all-time 100-yard receiving games by a tight end
- Started the season opener against Fordham and made six receptions for 67 yards
- Had a career day at No. 8 Penn State, including in catches (11) and receiving yards (137)
- Also scored a touchdown against the Nittany Lions, which came on BGSU's opening drive of the game and snapped Penn State's longest active streak (28 games) of holding its opponents without a touchdown on a game-opening drive. The streak went back to the 2021 season
- Became the 43rd Falcon to reach 1,000 career receiving yards in the Penn State game
- Named MAC Offensive Player of the Week and Mackey Award Player of the Week after posting eight receptions for 145 yards at then-No. 25 Texas A&M
- Also scored on a 65-yard touchdown at Kyle Field, which was the longest offensive score allowed by the Aggies since Oct. 1, 2022
- Notched 97 yards after catch at Texas A&M
- Named MAC Co-Offensive Player of the Week and Mackey Award Player of the Week after registering a career-high 12 catches for a career-best 192 yards and two touchdowns vs. Old Dominion
- His 192 receiving yards were the most ever by a BGSU tight end in a contest and his 12 receptions were the second-most by a BGSU tight end in a game
- Notched 18-yard and 60-yard touchdowns in first quarter and third quarter, respectively
- Passed Mark Dowdell (1981-84) and Alex Bayer (2010-13) for most career receiving touchdowns by a BGSU tight end against Old Dominion
- Posted 84 yards after the catch vs. Old Dominion

BGSU SINGLE-SEASON TIGHT END LEADERS

Name, Year	Rec.
1. Mark Dowdell, 1983	70
2. Mark Dowdell, 1984	55
Quintin Morris, 2019	55
4. Harold Fannin Jr., 2024	46
5. Christian Sims, 2022	45
6. Harold Fannin Jr., 2023	44

Name, Year	Receiving Yards
1. Mark Dowdell, 1983	679
2. Harold Fannin Jr., 2024	676
3. Quintin Morris, 2019	649
4. Harold Fannin Jr., 2023	623
5. Mark Dowdell, 1984	596

Name, Year	Receiving TDs
1. Jimmy Scheidler, 2008	7
2. Harold Fannin Jr., 2023	6
3. Mark Dowdell, 1983	5
4. Harold Fannin Jr., 2024	4
Seven Others	4

2022 | FRESHMAN

Date	Opponent	Rushing				Receiving			
		no.	yds	td	lg	no.	yds	td	lg
09/03/2022	at UCLA	0	0	0	0	1	16	0	16
09/10/2022	Eastern Ky.	0	0	0	0	0	0	0	0
09/17/2022	Marshall	1	1	1	1	0	0	0	0
09/24/2022	at Mississippi St.	0	0	0	0	5	49	1	23
10/08/2022	Buffalo	0	0	0	0	0	0	0	0
10/15/2022	Miami (OH)	2	25	1	24	2	25	0	17
10/22/2022	at Central Mich.	2	4	1	3	2	16	0	14
11/02/2022	Western Mich.	1	8	1	8	2	15	0	8
11/09/2022	Kent St.	2	5	0	3	2	12	0	10
11/15/2022	at Toledo	2	10	0	9	2	26	0	15
11/22/2022	at Ohio	0	0	0	0	2	58	0	42
12/26/2022	vs New Mexico St.	0	0	0	0	1	1	0	1
		10	53	4	24	19	218	1	42

2023 | SOPHOMORE

Date	Opponent	Rushing				Receiving			
		no.	yds	td	lg	no.	yds	td	lg
09/02/2023	at Liberty	1	1	0	1	2	29	0	27
09/09/2023	Eastern Ill.	0	0	0	0	7	109	1	34
09/16/2023	at Michigan	0	0	0	0	2	6	0	4
10/07/2023	at Miami (OH)	0	0	0	0	2	19	0	16
10/14/2023	at Buffalo	1	2	0	2	2	4	0	7
10/21/2023	Akron	2	5	0	5	2	34	1	36
11/01/2023	Ball St.	1	-3	0	0	5	92	1	40
11/08/2023	at Kent St.	5	25	0	15	4	92	1	47
11/14/2023	Toledo	1	4	0	4	5	89	2	56
11/21/2023	at Western Mich.	0	0	0	0	8	99	0	35
12/26/2023	vs Minnesota	3	7	0	4	5	50	0	29
		14	41	0	15	44	623	6	56

2024 | JUNIOR

Date	Opponent	Rushing				Receiving			
		no.	yds	td	lg	no.	yds	td	lg
8/29/2024	Fordham	0	0	0	0	6	67	0	21
9/07/2024	at Penn St.	0	0	0	0	11	137	1	32
9/21/2024	at Texas A&M	0	0	0	0	8	145	1	65
9/28/2024	Old Dominion	0	0	0	0	12	192	2	60
0/05/2024	at Akron	2	37	1	31	9	135	0	63
		2	37	1	31	46	676	4	65

FANNIN JR. BY THE NUMBERS (CAREER)

Rushing and Passing

SEASON	TEAM	gp	Rushing						Receptions						
			att	yds	td	lg	avg/c	avg/g	rec	yds	td	lg	rec/g	yds/r	yds/g
2022-23	BGSU	12	10	53	4	24	5.3	4.4	19	218	1	42	1.6	11.5	18.2
2023-24	BGSU	11	14	41	0	15	2.9	3.7	44	623	6	56	4.0	14.2	56.6
2024-25	BGSU	5	2	37	1	31	18.5	7.4	46	676	4	65	9.2	14.7	135.2
TOTAL		28	26	131	5	31	5.0	4.7	109	1517	11	65	3.9	13.9	54.2



Scot Loeffler

Head Coach • Sixth Season

Scot Loeffler is in his sixth season as the head coach at Bowling Green State University. The 20th head coach of the Bowling Green football program, Loeffler came to BGSU after serving as deputy head coach and offensive coordinator at Boston College.

Coming to BGSU, Loeffler inherited one of the nation's biggest rebuilding projects as the BGSU offense and defense both ranked nearly last in the nation in both offensive and defensive production the season before his arrival.

The gains during Loeffler's tenure started to take root in 2021 and by 2022 Bowling Green was back in a bowl game for the first time since 2015 as the Falcons took part in the Quick Lane Bowl.

The 2023 season marked another successful campaign under Loeffler's leadership, as the Falcons made impressive strides. BGSU secured a spot in the Quick Lane Bowl for the second consecutive year, facing off against the Minnesota Golden Gophers. This achievement marked the first time BGSU had participated in back-to-back bowl games since their four-year streak from 2012 to 2015. BGSU was the only school in the nation to improve from 2020 to 2021 with +4 wins, then +2 wins from 2021 to 2022 and +1 wins from 2022 to 2023.

In 2023, BGSU led the nation with 28 takeaways, including four forced turnovers against the eventual national champion Michigan, who had only eight turnovers throughout the season. Notably, BGSU's defense intercepted Michigan quarterback J.J. McCarthy three times, marking the most interceptions surrendered by the 2024 first-round NFL Draft pick of the Minnesota Vikings in his collegiate career. These three interceptions accounted for half of the six total offensive turnovers Michigan yielded all season.

The 2023 season also witnessed the recognition of 10 Falcons on the All-MAC team and 15 on the Academic All-MAC squad. The latter equaled the program record set in 2022, surpassing the previous record established in 2021. Under Loeffler's guidance over his first five years, BGSU has achieved five of its top six outputs in program history for representation on the Academic All-MAC team.

One standout performer in Loeffler's offense was Harold Fannin Jr., who earned first-team All-MAC honors and third-team All-America honors by CFN (College Football News). Fannin concluded the season ranked No. 6 nationally and No. 1 in the MAC among tight ends, boasting 623 receiving yards and six receiving touchdowns. His 44 receptions led the MAC and placed him 12th nationally among tight ends, while Fannin's 406 yards after the catch ranked him second in the nation among tight ends, trailing only Georgia's Brock Bowers, who secured back-to-back Mackey Awards.

In 2022 Bowling Green was one of four FBS programs whose win totals improved 4+ games from 2020 to 2021 and then

improved 2+ more games from 2021 to 2022. Joining BGSU on the list were Kansas State, Oregon State and Tennessee.

Karl Brooks was a forced to be dealt with on the defensive line in 2022 as he earned first-team All-America honors from Pro Football Focus (PFF) after finishing No. 11 in the nation with 10 sacks, which also rank No. 3 all-time at BGSU on the career single-season ledger. Brooks led the nation in total pressures (69) and was the highest-graded player (93.0) at his position in the nation per PFF.

Brooks led a defensive unit that finished with 38 team sacks in 2022, which ties the 1992 and 2012 Bowling Green teams for most in a season in records dating back to 1990. Over 90 percent of BGSU's sacks in 2022 came in a base defense.

Offensively, Matt McDonald finished his BGSU career No. 9 all-time in career passing with 5,921 passing yards after throwing for 22 touchdowns and 2,654 yards in 2022. His 22 passing touchdowns rank No. 11 on BGSU's all-time single-season ledger. Five of BGSU's six wins were by seven points or less, which ranked No. 3 in the nation. Ta'ron Keith scored the game-winning touchdown in three of those games and his 83-yard kick return for a touchdown against Western Michigan set up the game-winning score in a fourth BGSU win.

The 2021 season the rebuild started to turn as the Falcons enjoyed some signature wins, highlighted by a 14-10 triumph at Minnesota. The Gophers ultimately finished the year 9-4 and in second place in the West division of the Big Ten. BGSU's gains in 2021 were foundational as the Falcons were one of the nation's youngest teams with 71 student-athletes on the roster that were taking part in their first or second season of college football.

The BGSU defense led the way in 2021 as it recorded its best season dating back to the 2013 MAC championship year, allowing opponents only 373.7 yards per game. Nate Needham earned first-team All-America honors from the Football Writers Association of America after leading the nation in field goal percentage through the regular season (.950) on 19-of-20 field goal attempts. He was only the third Falcon to earn first-team honors from the FWAA, the second-oldest All-America team.

Linebacker Darren Anders, Needham and tight end Christian Sims all earned first-team All-MAC honors, giving BGSU the most first-team nods since the 2015 MAC championship season. Anders led the MAC and was No. 8 in the nation with 10.3 tackles per game. Sims led the MAC tight ends with 41 receptions and 418 receiving yards.

Loeffler's second season at Bowling Green came during the COVID-19 pandemic when the MAC started its season late and the Falcons played only five games. Despite going winless, the young Falcons had valuable game experience. Tight end Quintin Morris earned first-team All-MAC honors after leading the league in tight end receptions and tight end receiving yards.

In his first season at Bowling Green, the Falcons built a foundation for success. Although BGSU went just 3-9 overall

The Loeffler Record

Year	School	Overall	Conference	Place
2019	Bowling Green	3-9	2-6	5th (East)
2020	Bowling Green	0-5	0-5	6th (East)
2021	Bowling Green	4-8	2-6	T4th (East)
2022	Bowling Green	6-7	5-3	T2nd (East)
2023	Bowling Green	7-6	5-3	3rd (East)
2024	Bowling Green	2-3	1-0	
Totals (sixth year)		22-38	15-23 MAC	

and 2-6 in MAC play, the program started the rebuild in many ways. Most notably, the Falcons defeated rival Toledo 20-7 to end a nine-game losing streak in the Battle of I-75.

In BGSU's three victories (over Toledo, Akron and Morgan State), the Falcons outscored their opponents 101-16, highlighting explosive offensive performances and stifling defensive efforts. Bowling Green held Morgan State to just 70 yards of offense and Akron to 100 yards. BGSU gave up just one touchdown in those three victories.

Loeffler's coaching career, which spans back to his time as a student assistant at Michigan during the 1996 season, includes stops at Michigan, Central Michigan, Florida, Temple, Auburn, Virginia Tech and Boston College. He also spent a year coaching the quarterbacks for the Detroit Lions.

Over his career, Loeffler has coached eight quarterbacks who went on to play in the NFL – Tom Brady, Tim Tebow, Brian Griese, Chad Henne, Drew Henson, John Navarre, Logan Thomas and Anthony Brown. Those eight quarterbacks have won a combined 10 Super Bowl championships (Tom Brady, 7; Chad Henne, 2; Brian Griese, 1). He has also directed a potent rushing attack at Boston College behind AJ Dillon, who was 12th nationally in rushing yards per game in 2018. Dillon was the ACC Rookie of the Year in 2017 and the nation's second-leading rusher among freshmen. Dillon was later drafted in the second round by the Green Bay Packers in the 2020 NFL Draft.

In 2018, Boston College scored 40+ points in four of its first five games, including an average of 52.7 points in consecutive wins over Massachusetts, Holy Cross and Wake Forest. The Eagles then defeated Temple 45-35 and Louisville 38-20. The team ended the regular season at 7-5 overall.

Prior to coming to BGSU, Loeffler's teams have played in 15 bowl games in the 17 seasons he has been a college coach.

In 2017, Loeffler's offense posted 35+ points in three consecutive games for the first time in 15 years at Boston College. The team scored 40+ points in consecutive conference games for the first time in the program's Big East and ACC history. The rushing offense climbed from 96th to 25th in the country and the Eagles were one of the faster teams in the nation, ranking 18th nationally in total plays.

In 2016, his first year on staff at Boston College, the Eagles won a bowl game for the first time in nine years.

Prior to his tenure at Boston College, Loeffler served as offensive coordinator and quarterbacks coach under Frank Beamer at Virginia Tech from 2013-15. He mentored Logan Thomas, who finished his collegiate career by breaking career records for passing yards, attempts, touchdown passes and rushing touchdowns by a quarterback. He oversaw a trio of wide receivers who became the first group in Virginia Tech history to each record 40 or more receptions in a season. While at Virginia Tech he directed a VT offense that went into Columbus, Ohio, and defeated Ohio State, 35-21, in the Buckeyes only loss during their 2014 national championship season.

As the offensive coordinator and quarterbacks coach at Auburn in 2012, Loeffler mentored Tre Mason, a 1000-yard rusher who became the first non-quarterback to lead Auburn in total offense since Bo Jackson in 1985.

Loeffler guided Temple to the seventh-best rushing average in the nation as offensive coordinator in 2011 and running back Bernard Pierce ranked sixth nationally, including 107 yards on the ground in Doyt L. Perry Stadium in a 13-10 BGSU victory. That team went on to win the program's first bowl game since 1979.

Prior to his time at Temple, he was the quarterbacks coach at Florida under former BGSU head coach Urban Meyer, helping the unit to the best pass efficiency in the nation in 2009. He guided Tebow in his final season in Gainesville as he passed for 2,895 yards and 21 touchdowns. Tebow graduated from Florida with five NCAA, 14 SEC and 28 school records.

In 2008, Loeffler worked with the Detroit Lions' quarterbacks, following his tenure at Michigan. From 2002-07, he coached quarterbacks for the Wolverines. Chad Henne became the first true freshman quarterback to lead his team to a Big Ten title and start in a BCS game, while John Navarre became Michigan's first All-Big Ten first-team quarterback since 1997.

Along with his time at Temple, Loeffler has familiarity in the Mid-American Conference as he was Central Michigan's quarterbacks coach from 2000-01. Prior to that, he was a graduate assistant and student assistant at Michigan, working with Brady and Griese. He was part of the Wolverines' undefeated national championship season in 1997.

A native of Barberton, Ohio and Barberton High School, Loeffler played quarterback at Michigan from 1993-96. A 1998 graduate of Michigan, Loeffler earned his undergraduate degree in history with a minor in political science.

Loeffler is married to Amie, who holds an undergraduate degree in chemistry from Bowling Green in 1999 and a graduate degree in chemistry in 2005. The couple has three children – Luke, Alexis and Mary Elizabeth.

THE LOEFFLER RECORD

PERSONAL

Born: Nov. 1, 1974 in Barberton, Ohio

Hometown: Barberton, Ohio

Wife: Amie

Children: Luke, Alexis and Mary Elizabeth

EDUCATION

High School: Barberton High School, Barberton, Ohio (1993)

College: Michigan (1998)

PLAYING EXPERIENCE

Michigan (1993-96)

COACHING EXPERIENCE

1996-97: Michigan, Student Assistant

1998-99: Michigan, Graduate Assistant

2000-01: Central Michigan, Quarterbacks

2002-07: Michigan, Quarterbacks

2008: Detroit Lions, Quarterbacks

2009-10: Florida, Quarterbacks

2011: Temple, Offensive Coordinator/Quarterbacks

2012: Auburn, Offensive Coordinator/Quarterbacks

2013-15: Virginia Tech, Offensive Coordinator/Quarterbacks

2016-17: Boston College, Offensive Coord./Quarterbacks

2018: Boston College, Deputy HC Offense/Offensive Coord./QBs

2019-pres: Bowling Green, Head Coach

BOWLS COACHED

1997: Michigan, Rose (National Championship)

1998: Michigan, Citrus

1999: Michigan, Orange

2002: Michigan, Outback

2003: Michigan, Rose

2004: Michigan, Rose

2005: Michigan, Alamo

2006: Michigan, Rose

2007: Michigan, Capital One

2009: Florida, Sugar

2010: Florida, Outback

2011: Temple, New Mexico

2013: Virginia Tech, Sun

2014: Virginia Tech, Military

2015: Virginia Tech, Independence

2016: Boston College, Quick Lane

2017: Boston College, Pinstripe

2022: Bowling Green, Quick Lane

2023: Bowling Green, Quick Lane

DID YOU KNOW?

- OT **Tunde Fatukasi** started playing the drums in church when he was six years old. He taught himself to play the drums and has played over the years at churches in the USA and Nigeria. Fatukasi's older brothers Foley (Jaguars) and Olakunle (Chiefs) currently play in the NFL. The Fatukasi family was displaced from their Far Rockaway, N.Y., due to Hurricane Sandy. The family of five lived in a hotel for three months and then a friend's apartment after that while their home was fixed.
- Head coach **Scot Loeffler**, associate head coach (LBs) **Steve Morrison**, and passing game coordinator (WRs) **Erik Campbell** were all on staff with each other at Michigan under former head coach Lloyd Carr.
- Co-Offensive Coordinator **Greg Nosal** played offensive guard at Virginia Tech and in 2010 received the nickname "Nine-Fingers Nosal" after he lost the tip of his pinkie during a game with Central Michigan. His pinkie got stuck in a facemask on a block and the tip was ripped off. They found it in his glove, put it on ice and Nosal played the rest of the game with his hand taped up. Later in the fourth quarter they stiched it back on his finger.
- BGSU director of football operations **Damaris Linker** is one of eight female directors of football operations at the FBS level that oversee the entire operation for the program. Along with **Dani Coppes**, BGSU's football sports medicine provider, Bowling Green, Kansas State and New Mexico State are the only schools in the nation with female leads over football operations and sports medicine.
- RB coach Brian White first met OLB **David Afogho** when he was in the sixth grade. David's father was Coach White's Uber driver to the airport in Boston as he left to go recruit one trip. The pair got talking and and David's dad told Coach White how his son loved football. Coach White built a relationship with the family and gave them tickets to Boston College games. They kept in contact as Coach White followed David's success and recruited him when he reached high school.
- BGSU's band is the third-largest FBS band in the nation with 440 members. Only JMU (525) and Jacksonville State with 502 has more. BGSU's band is directed by **Jon Waters** who is an internationally known music educator and band director. As director of marching and athletic bands at The Ohio State University, his innovative use of iPads in creating unprecedented animated marching formations led to worldwide recognition and millions of You Tube hits. In 2014, he delivered a TEDx talk on "Tradition thru Innovation." In January 2022, he directed the The Band Directors Marching Band in the Tournament of Roses Rose Parade. Waters enters his third year as the BGSU band director.
- BGSU kicker **Alan Anaya** has an older brother who plays on the Bowling Green men's soccer team. His brother, Alberto, was a first-team All-Missouri Valley Conference honoree in 2023.

2024 HONORS/AWARDS

- Alan Anaya, Jr., PK**
 - Athlon Sports preseason fourth-team All-MAC
- Connor Bazelak, Sr., QB**
 - Athlon Sports preseason third-team All-MAC
 - Phil Steele preseason second-team All-MAC
- CJ Brown, Sr., S**
 - Athlon Sports preseason third-team All-MAC
 - Phil Steele preseason second-team All-MAC
- Dontrez Brown, Sr., DL**
 - Athlon Sports preseason second-team All-MAC
- Harold Fannin Jr., Jr., TE**
 - CFN Preseason First-Team All-American
 - John Mackey Award Watch List
 - Athlon Sports preseason first-team All-MAC
 - Phil Steele preseason first-team All-MAC
 - John Mackey Award Player of the Week HM (Sept. 11)
 - MAC Offensive Player of the Week (Sept. 23)
 - John Mackey Award Player of the Week (Sept. 24)
 - MAC Co-Offensive Player of the Week (Sept. 30)
 - Shrine Bowl Breakout Offensive POW (Sept. 30)
 - John Mackey Award Player of the Week (Sept. 30)
 - Biletnikoff Award Watch List (Oct. 2)
 - MAC Co-Offensive Player of the Week (Oct. 7)
- Tunde Fatukasi, Sr., OL**
 - Phil Steele preseason third-team All-MAC
- Demetrius Hardamon, Sr., OLB**
 - Campbell Trophy Semifinalist
 - Comeback Player of the Year Watch List
 - Athlon Sports preseason third-team All-MAC
- Anthony Hawkins, Sr., DL**
 - Phil Steele preseason second-team All-MAC
 - Athlon Sports preseason fourth-team All-MAC
- Malcolm Johnson Jr, Sr., WR**
 - Athlon Sports preseason fourth-team All-MAC
- Jordan Oladokun, Sr., CB**
 - Jim Thorpe Award Watch List
 - Bednarik Award Watch List
 - Wuerffel Trophy Watch List
 - AFCA Good Works Team nominee
 - Phil Steele preseason first-team All-MAC
 - Athlon Sports preseason first-team All-MAC
- Nate Pabst, Jr., OL**
 - Phil Steele preseason second-team All-MAC
- Alex Padgett, Jr., OL**
 - Athlon Sports preseason fourth-team All-MAC
- Justin Pegues, Jr., RB**
 - MAC Special Teams Player of the Week (Sept. 2)
- Trent Simms, Sr., S**
 - Athlon Sports preseason fourth-team All-MAC
 - Phil Steele preseason third-team All-MAC
- Joesph Sipp Jr., Jr., LB**
 - Athlon Sports preseason third-team All-MAC
 - Phil Steele preseason second-team All-MAC
- Rahkeem Smith, Jr., PR**
 - Phil Steele preseason fourth-team All-MAC
- Terion Stewart, Jr., RB**
 - Maxwell Award Watch List
 - Walter Camp Watch List
 - Doak Walker Watch List
 - Athlon Sports preseason first-team All-MAC
 - Phil Steele preseason second-team All-MAC
- Alex Wollschlaeger, Sr., OT**
 - Outland Trophy Watch List
 - Phil Steele preseason first-team All-MAC
 - Athlon Sports preseason second-team All-MAC

NATIONAL AWARD WATCH LISTS

- CAMPBELL TROPHY NOMINEE**
 - Demetrius Hardamon, OLB
- WUERFFEL TROPHY**
 - Jordan Oladokun, CB
- THORPE AWARD**
 - Jordan Oladokun, CB
- BEDNARIK AWARD**
 - Jordan Oladokun, CB
- JOHN MACKEY TROPHY**
 - Harold Fannin Jr., TE
- DOAK WALKER AWARD**
 - Terion Stewart, RB
- WALTER CAMP PLAYER OF THE YEAR**
 - Terion Stewart, RB
- MAXWELL AWARD**
 - Terion Stewart, RB
- OUTLAND TROPHY**
 - Alex Wollschlaeger, OT
- LOMBARDI AWARD**
 - Alex Wollschlaeger, OT
- BILETNIKOFF AWARD**
 - Harold Fannin Jr., TE
- EAST-WEST SHRINE 1000 LIST**
 - Connor Bazelak, QB
 - Harold Fannin Jr., TE
 - Jordan Oladokun, CB
 - Terion Stewart, RB

GAME-BY-GAME NOTABLES

Opponent	Coin Toss	Kickoff/Receive	BGSU 1st Poss.	Game Time (ET)	Game Length	Jersey/Pants	Helmet	Attendance	Result
Fordham	Loss	Receive	Touchdown	7 p.m.	3:05	Orange/Brown	Orange	12,786	W, 41-17
at Penn State	Loss	Receive	Touchdown	12 p.m.	3:08	White/White	Orange	103,861	L, 27-34
at Texas A&M	Win	Kickoff	Punt	7:30 p.m.	3:19	White/Brown	White	99,523	L, 20-26
Old Dominion	Win	Kickoff	Downs	5 p.m.	3:25	Orange/White	Orange	19,140	L, 27-30
at Akron	Win	Kickoff	Touchdown	3:30 p.m.	3:05	White/White	White	9,337	W, 27-20
Northern Illinois				3:30 p.m.					
Kent State				3:30 p.m.					
at Toledo				TBA					
at Central Michigan				7:30/8 p.m.					
Western Michigan				7 p.m.					
at Ball State				TBA					
Miami (OH)				12 p.m.					

BOWLING GREEN'S RECORD WHEN ...

	2024	Loeffler
Overall Record	2-3	22-38
MAC Record	1-0	15-23
Non Conference	1-3	6-15
Home	1-1	12-14
Road	1-2	10-20
Neutral	0-0	0-2
Current Streak	W1	W1
Day	1-1	14-23
Night	1-2	8-15
TV Game	2-3	19-26
August	1-0	2-0
September	0-3	5-14
October	1-0	8-9
November	0-0	7-12
December	0-0	0-3
vs. Top 25 Teams	0-2	0-4
vs. Non ranked teams	2-1	22-33
vs. Bowl Eligible teams	0-0	2-14
On Turf	2-1	22-32
On natural grass	0-2	0-5
Scoring first	2-1	15-12
Leading after first quarter	1-1	16-12
Behind after first quarter	1-2	5-23
Tied after first quarter	0-0	0-3
Leading after second quarter	2-1	19-4
Behind after second quarter	0-2	1-33
Tied after second quarter	0-0	3-0
Leading after third quarter	2-1	19-3
Behind after third quarter	0-2	1-34
Tied after third quarter	0-0	2-1
Overtime	0-0	1-1
Scoring less than 20 points	0-0	3-23
Scoring 20-29 points	1-3	6-13
Scoring 30-39 points	0-0	7-1
Scoring 40+ points	1-0	6-1
Allowing less than 20 points	1-0	15-0
Allowing 20-29 points	1-1	4-5
Allowing 30-39 points	0-2	1-18
Allowing 40+ points	0-0	1-16
Outgain opponent	2-1	16-4
Opponent outgains BGSU	0-2	6-34
Win turnover margin	0-0	17-7
Lose turnover margin	1-2	4-25
Tie in turnovers	1-1	2-6
Game decided by 1-10 points	1-3	9-11
Game decided by 11-20 points	0-0	6-2
Game decided by 20+ points	1-0	7-25

CONSECUTIVE GAMES WITH A RECEPTION

Name, Pos.	Streak	'24 Rec.	Career Rec.	Streak Started
Harold Fannin Jr., TE	23	46	109	Oct. 15, 2022 (vs. Miami)
Malcolm Johnson Jr., WR	5	22	36	Aug. 29, 2024 (vs. Fordham)
Finn Hogan, WR	3	10	40	Sept. 21, 2024 (at Texas A&M)
Jaison Patterson, RB	3	6	29	Sept. 21, 2024 (at Texas A&M)
Levi Gazerek, TE	2	4	23	Sept. 28, 2024 (vs. Old Dominion)

100-YARD GAMES

Name, Pos.	100+Yard Rushing Games					
	'20	'21	'22	'23	'24	Career
Terion Stewart, RB	1	1	*	4	1	7
Jaison Patterson, RB	*	0	1	0	0	1

100+Yard Receiving Games

Name, Pos.	'20	'21	'22	'23	'24	Career
Harold Fannin Jr., TE	*	*	0	1	4	5
Finn Hogan, WR	*	*	0	1	0	1

200/300/400-YARD GAMES

Name	200+Yard Passing Games						
	'19	'20	'21	'22	'23	'24	Career
Connor Bazalak, QB	0!	8!	7!	8^	5	4	32

Name	300+Yard Passing Games						
	'19	'20	'21	'22	'23	'24	Career
Connor Bazalak, QB	0!	3!	3!	2^	1	1	10

Name	400+Yard Passing Games						
	'19	'20	'21	'22	'23	'24	Career
Connor Bazalak, QB	0!	1!	0!	0^	0	0	1

! - while at Missouri

^ - while at Indiana

GAME-OPENING DRIVES

GOAL-TO-GOAL SITUATIONS

	BOWLING GREEN					OPPONENT				
	Pts	Res	1st Down	Pl-Yds	Time	Pts	Res	1st Down	Pl-Yds	Time
Fordham	7	TD-Rush	5	10-78	4:39	0	Punt	0	3(-5)	1:49
Penn State	7	TD-Pass	3	6-75	2:21	7	TD-Rush	4	6-75	2:25
Texas A&M	0	Punt	2	7-27	3:53	7	TD-Pass	4	11-75	4:56
Old Dominion	0	Downs	1	7-21	4:14	7	TD-Pass	3	8-75	3:03
Akron	7	TD-Rush	3	5-96	2:42	0	Punt	2	8-25	5:15
Totals	21		14		3:34*	21		13		3:30*

*-average

SUMMARY

Totals	Offense	Defense
Goal-to-Go Situations	8	5
Scores	6	5
Total Points	38	35
Touchdowns	5	5
Field Goals	1	0
Fumbles	0	0
Interceptions	0	0
Missed Field Goals	2	0
Lost on Downs	0	0
End of Half/Game	0	0
Ran Out Clock	0	0

SECOND-HALF OPENING DRIVES

	BOWLING GREEN					OPPONENT				
	Pts	Res	1st Down	Pl-Yds	Time	Pts	Res	1st Down	Pl-Yds	Time
Fordham	0	Punt	3	3-5	1:28	7	TD-Pass	2	4-75	1:25
Penn State	0	Punt	0	3-4	1:27	0	Punt	2	5-0	3:13
Texas A&M	7	TD-Pass	1	1-65	0:12	7	TD-Rush	4	9-81	5:13
Old Dominion	0	Punt	0	3-2	1:13	0	Punt	0	3(-1)	1:17
Akron	0	Punt	1	5-8	3:23	0	Punt	2	8-30	4:02
Totals	7		5		1:33*	14		10		3:02*

*-average

GAME-BY-GAME

Date	Opponent	Offense	Defense
Aug. 29	Fordham	TD-Rush	
		TD-Rush	
		TD-Rush	
Sept. 7	Penn State	TD-Pass	TD-Rush
Sept. 21	Texas A&M	Missed FG	TD-Pass
		FG	
Sept. 28	Old Dominion	Missed FG	TD-Pass
Oct. 5	Akron	TD-Rush	TD-Rush

STARTING FIELD POSITION

	BG Avg. Start	Opp. Avg. Start	BGSU Advantage
Fordham	22	21	+1
Penn State	24	35	-11
Texas A&M	41	25	+16
Old Dominion	30	29	+1
Akron	22	26	-4
Totals <small>(per gm avg.)</small>	28	27	+0.6

PENALTIES

	BG Pen.-Yds.	Opp. Pen.-Yds.	BG Yd Diff
Fordham	6-40	7-85	+45
Penn State	3-18	7-76	+58
Texas A&M	4-39	6-43	+4
Old Dominion	7-65	6-48	-17
Akron	5-35	2-8	-27
Totals <small>(per gm avg.)</small>	5-39.4	5.6-52	+12.6

BGSU'S CAREER RECEPTIONS (100+)

Name	Career Catches
1. Freddie Barnes (2006-09)	298
2. Charles Sharon (2002-05)	232
3. Cole Magner (2001-04)	215
Scotty Miller (2015-18)	215
5. Robert Redd (1998-02)	211
6. Ronnie Moore (2013-16)	198
7. Ryan Burbrink (2012-15)	189
8. Mark Szlachcic (1989-92)	182
9. Corey Patridge (2005-08)	181
10. Stan Hunter (1982-85)	176
11. Kamar Jordan (2010-11)	174
12. Reggie Thornton (1986-89)	158
Roger Lewis (2014-15)	158
14. Steve Sanders (2002-05)	156
15. Kurt Gerling (1998-01)	152
16. Ronald Heard (1986-89)	139
17. Mark Dowdell (1981-84)	138
18. Jeff Groth (1966-68)	136
19. P.J. Pope (2002-05)	133
20. Ronnie Redd (1991-94)	129
Gehrig Dieter (2014-15)	129
22. Quintin Morris (2017-20)	125
23. David Bautista (2000-01)	121
24. Willie Geter (2007-10)	120
25. Ed Jones (1966-68)	119
26. Alex Bayer (2010-13)	115
Shaun Joplin (2011-13)	115
28. Kyle Hockman (1987-89)	110
29. Harold Fannin Jr. (2022-pres.)	109
30. James Hawkins (2001-04)	108
31. Bob Zimpfer (1967-69)	106
32. Shawn Potts (1979-82)	105
33. LeRoy Smith (1989-92)	104
34. Ta'ron Keith (2020-23)	104
35. Odieu Hiliare (2022-23)	103

ROSTER BY STATES

State	No. of Players	% of 109 man roster
Ohio	42	38.5
Florida	12	11.0
Michigan	11	10.1
Georgia	7	6.4
California	6	5.5
Illinois	6	5.5
Indiana	3	2.8
Maryland	3	2.8
Pennsylvania	3	2.8
Texas	3	2.8
Alabama	2	1.8
New York	2	1.8
Arizona	1	0.9
Colorado	1	0.9
Connecticut	1	0.9
Massachusetts	1	0.9
Nevada	1	0.9
Oklahoma	1	0.9
Tennessee	1	0.9
Canada	1	0.9
Mexico	1	0.9

FALCONS AMONG NATIONAL/MAC LEADERS

Category	MAC	NCAA	National Leader	Stat
Rushing Offense	6 - 145.6	81	Army	361.2
Passing Offense	2 - 249.0	52	Miami (FL)	400.0
Total Offense	3 - 394.6	67	Miami (FL)	583.8
Scoring Offense	4 - 28.4	71	Boise State	50.6
Rushing Defense	9 - 191.0	114	Ole Miss	63.7
Total Defense	8 - 380.2	89	Ohio State	202.4
Scoring Defense	7 - 25.4	82	Ohio State	6.8
Net Punting	1 - 43.78	13	USC	46.25
Punt Returns	9 - 4.09	114	UAB	32.67
Kickoff Returns	3 - 29.30	6	NIU	45.50
Pass Defense	2 - 189.2	38	Minnesota	114.0
Sacks	2 - 3.00	14	Boise State/Texas State	4.20
Tackles For Loss	8 - 4.8	98	Ole Miss	10.5
Sacks Allowed	3 - 1.60	57	New Mexico	0.00
Turnover Margin	7 - (-0.60)	101	James Madison/Maryland	2.20
Passing Efficiency	4 - 135.59	67	Army	215.40
Pass Efficiency Def.	6 - 137.30	92	Washington	85.30
3rd-Down Conv.	2 - 46.2%	35	Miami (FL)	60.3%
Opp. 3rd-Down Conv.	2 - 32.8%	32	Tennessee	22.1%
Red-Zone%	6 - 83.3%	79	Seven teams tied	100%
Opp. Red-Zone%	3 - 81.3%	51	Army	44.4%

Comp. Per Game	NCAA/MAC	Stat	Comp. %	NCAA/MAC	Stat
Connor Bazalak	20/2	22.2	Connor Bazalak	25/3	68.1%
Passing Yards Per Game			Total Offense		
Connor Bazalak	36/1	248.6	Connor Bazalak	57/2	243.6
Rushing Yards Per Game			Rush Yards Per Carry		
Jaison Patterson	185/14	40.6	Jaison Patterson	121/10	3.83
Receptions Per Game			Receiving Yards Per Game		
Harold Fannin Jr.	2/1	9.2	Harold Fannin Jr.	3/1	135.2
Malcolm Johnson Jr.	99/10	4.4			
Tackles Per Game			Sacks Per Game		
CJ Brown	176/15	6.2	Charles Rosser	15/1	0.90
Joseph Sipp Jr.	197/19	6.0	Anthony Hawkins	54/7	0.60
			Joseph Sipp Jr.	54/7	0.60
Kickoff Return Average			Punt Return Average		
Justin Pegues	7/2	29.2	Justin Pegues	70/5	2.6

FALCONS IN THE NFL

Player (Pos.)-Last BGSU Season	Current Team
Carl Brooks (DE)-2022	Green Bay Packers
Scotty Miller (WR)-2018	Pittsburgh Steelers
Quintin Morris (TE)-2020	Buffalo Bills

SPORTS MEDICINE

BGSU ATHLETIC TRAINER FOR FOOTBALL IS ONE OF A FEW

• BGSU's Dani Coppes is one of 13 women at the FBS level that is their school's sports medicine department's primary care provider for football.

Name	School
Jennifer Brodeur	UMass
Deanna Doheny	Rice
Brandy Clouse*	Georgia Southern
DANI COPPES	BOWLING GREEN
Sam Graff	New Mexico State
Alyson Gramley*	Troy
Mindy Hoffman	Kansas State
Jessica Judd	Western Kentucky
Sarah McBrien	Western Michigan
Kammy Powell	Iowa
Kelli Pugh	Virginia
Shana Sunseri	ULM
Kaleen Trout	BYU

* - sports medicine department head

INDIVIDUAL STATISTICS

Rushing

Player	gp	att	gain	loss	net	avg	td	lg	avg/g
Terion Stewart	3	47	287	17	270	5.7	4	73	90.0
Jaison Patterson	5	53	218	15	203	3.8	3	17	40.6
Rahkeem Smith	5	6	61	1	60	10.0	1	40	12.0
Jamal Johnson	5	11	60	2	58	5.3	1	41	11.6
Lucian Anderson III	3	5	51	2	49	9.8	1	19	16.3
Justin Pegues	5	5	38	0	38	7.6	0	14	7.6
Harold Fannin Jr.	5	2	37	0	37	18.5	1	31	7.4
John Henderson	5	1	29	0	29	29.0	0	29	5.8
Chris Edmonds	2	2	8	0	8	4.0	0	5	4.0
Mar'Kel Porter	1	1	8	0	8	8.0	0	8	8.0
Connor Bazelak	5	13	38	63	-25	-1.9	1	19	-5.0
Team	5	5	0	7	-7	-1.4	0	0	-1.4
Total	5	151	835	107	728	4.8	12	73	145.6
Opponents	5	181	1077	122	955	5.3	5	42	191.0

Passing

Player	gp	effic	comp-att-int	pct	yds	td	lg	avg/g
Connor Bazelak	5	137.4	111-163-4	68.1	1243	5	65	248.6
Harold Fannin Jr.	5	0.0	0-1-0	0.0	0	0	0	0.0
Justin Pegues	5	0.0	0-1-0	0.0	0	0	0	0.0
Lucian Anderson III	3	116.8	1-1-0	100.0	2	0	2	0.7
Total	5	135.6	112-166-4	67.5	1245	5	65	249.0
Opponents	5	137.3	76-131-1	58.0	946	8	75	189.2

Receiving

Player	gp	no.	yds	avg	td	lg	avg/g
Harold Fannin Jr.	5	46	676	14.7	4	65	135.2
Malcolm Johnson Jr.	5	22	203	9.2	1	29	40.6
Jamal Johnson	5	13	107	8.2	0	32	21.4
Finn Hogan	5	10	91	9.1	0	33	18.2
Jaison Patterson	5	6	60	10.0	0	18	12.0
Rahkeem Smith	5	5	67	13.4	0	28	13.4
Justin Pegues	5	5	16	3.2	0	6	3.2
Levi Gazarek	5	3	23	7.7	0	17	4.6
Jacob Harris	4	1	3	3.0	0	3	0.8
Elijah Boyd	5	1	3	3.0	0	3	0.6
Total	5	112	1245	11.1	5	65	249.0
Opponents	5	76	946	12.4	8	75	189.2

Punt Returns

Player	no.	yds	avg	td	lg
Justin Pegues	10	26	2.6	0	24
Trey Johnson	1	19	19.0	0	19
Total	11	45	4.1	0	24
Opponents	3	5	1.7	0	10

Interceptions

Player	no.	yds	avg	td	lg
Jacorey Benjamin	1	3	3.0	0	3
Total	1	3	3.0	0	3
Opponents	4	42	10.5	0	42

Kick Returns

Player	no.	yds	avg	td	lg
Justin Pegues	9	263	29.2	1	100
Rahkeem Smith	1	30	30.0	0	30
Total	10	293	29.3	1	100
Opponents	6	113	18.8	0	23

Fumble Returns

Player	no.	yds	avg	td	lg
Edward Rhambo	1	0	0.0	0	0
Total	1	0	0.0	0	0
Opponents	1	0	0.0	1	0

INDIVIDUAL STATISTICS

Scoring

Player	td	fg	PAT				dxp	saf	pts
			kick	rush	rcv	pass			
Jackson Kleather	-	6-8	16-17	-	-	-	-	-	34
Harold Fannin Jr.	5	-	-	-	-	-	-	-	30
Terion Stewart	4	-	-	-	-	-	-	-	24
Jaison Patterson	3	-	-	-	-	-	-	-	18
Connor Bazelak	1	-	-	-	-	-	-	-	6
Malcolm Johnson Jr.	1	-	-	-	-	-	-	-	6
Jamal Johnson	1	-	-	-	-	-	-	-	6
Rahkeem Smith	1	-	-	-	-	-	-	-	6
Justin Pegues	1	-	-	-	-	-	-	-	6
Lucian Anderson III	1	-	-	-	-	-	-	-	6
Total	18	6-8	16-17	0	0	0	0	0	142
Opponents	14	10-11	13-14	0	0	0	0	0	127

Field Goals

Player	fg	pct.	01-19	20-29	30-39	40-49	50-99	lg	blk
Jackson Kleather	6-8	75.0	0-0	1-2	3-3	2-2	0-1	45	0
Opponents	10-11	90.9	0-0	4-4	2-2	3-3	1-2	53	0

FG Sequence

Team Name	Bowling Green	Opponents
Texas A&M	(33),28,(23)	(28),(29),(34),(42)
Penn St.	(33),(42)	(43),(28)
Akron	(45),(31)	(47),(38)
Old Dominion	51,	(53),58
Fordham		(24)

Numbers in (parentheses) indicate field goal was made

Total Offense

Player	g	plays	rush	pass	total	avg/g
Connor Bazelak	5	176	-25	1243	1218	243.6
Terion Stewart	3	47	270	0	270	90.0
Jaison Patterson	5	53	203	0	203	40.6
Rahkeem Smith	5	6	60	0	60	12.0
Jamal Johnson	5	11	58	0	58	11.6
Lucian Anderson III	3	6	49	2	51	17.0
Justin Pegues	5	6	38	0	38	7.6
Harold Fannin Jr.	5	3	37	0	37	7.4
John Henderson	5	1	29	0	29	5.8
Chris Edmonds	2	2	8	0	8	4.0
Mar'Kel Porter	1	1	8	0	8	8.0
Team	5	0	-7	0	-7	-1.4
Total	5	317	728	1245	1973	394.6
Opponents	5	312	955	946	1901	380.2

Punting

Player	no.	yds	avg	lg	tb	fc	i20	50+	blk
John Henderson	18	793	44.1	54	0	8	9	3	0
Total	18	793	44.1	54	0	8	9	3	0
Opponents	24	941	39.2	57	0	6	9	3	1

Kickoffs

Player	no.	yds	avg	tb	ob	retn	net	ydln
Zach Long	28	1708	61.0	19	2			
Total	28	1708	61.0	19	2	7	38	27
Opponents	28	1764	63.0	13	2	10	36.9	28

INDIVIDUAL STATISTICS

All Purpose

Player	g	rush	rcv	pr	kr	ir	total	avg/g
Harold Fannin Jr.	5	37	676	0	0	0	713	142.6
Justin Pegues	5	38	16	26	263	0	343	68.6
Terion Stewart	3	270	0	0	0	0	270	90.0
Jaison Patterson	5	203	60	0	0	0	263	52.6
Malcolm Johnson Jr.	5	0	203	0	0	0	203	40.6
Jamal Johnson	5	58	107	0	0	0	165	33.0
Rahkeem Smith	5	60	67	0	30	0	157	31.4
Finn Hogan	5	0	91	0	0	0	91	18.2
Lucian Anderson III	3	49	0	0	0	0	49	16.3
John Henderson	5	29	0	0	0	0	29	5.8
Levi Gazarek	5	0	23	0	0	0	23	4.6
Trey Johnson	5	0	0	19	0	0	19	3.8
Chris Edmonds	2	8	0	0	0	0	8	4.0
Mar'Kel Porter	1	8	0	0	0	0	8	8.0
Jacorey Benjamin	5	0	0	0	0	3	3	0.6
Jacob Harris	4	0	3	0	0	0	3	0.8
Elijah Boyd	5	0	3	0	0	0	3	0.6
Nate Pabst	5	0	-4	0	0	0	-4	-0.8
Connor Bazalak	5	-25	0	0	0	0	-25	-5.0
Team	5	-7	0	0	0	0	-7	-1.4
Total	5	728	1245	45	293	3	2314	462.8
Opponents	5	955	946	5	113	42	2061	412.2

TEAM STATISTICS

Team Statistics

	BGSU	OPP
Scoring	142	127
Points per game	28.4	25.4
Points Off Turnovers	3	13
First Downs	102	91
Rushing	40	45
Passing	57	41
Penalty	5	5
Rushing Yardage	728	955
Yards gained rushing	835	1077
Yards lost rushing	107	122
Rushing attempts	151	181
Average per rush	4.8	5.3
Average per game	145.6	191.0
TDs Rushing	12	5
Passing Yardage	1245	946
Comp-Att-Int	112-166-4	76-131-1
Average per pass	7.5	7.2
Average per catch	11.1	12.4
Average per game	249.0	189.2
TDs Passing	5	8
Total offense	1973	1901
Total plays	317	312
Average per play	6.2	6.1
Average per game	394.6	380.2
Kick returns: #-Yards	10-293	6-113
Punt returns: #-Yards	11-45	3-5
Int returns: #-Yards	1-3	4-42
Kick return average	29.3	18.8
Punt return average	4.1	1.7
Int return average	3.0	10.5
Fumbles-Lost	4-1	3-1
Penalties-Yards	26-242	27-215
Average per game	48.4	43.0
Punts-Yards	18-793	24-941
Average per punt	44.1	39.2
Net punt average	43.8	38.1
Kickoffs-Yards	28-1708	28-1764
Average per kick	61.0	63.0
Net kick average	38.0	36.9
Time of possession / game	31:48	28:11
3rd-down conversion	30/65	22/67
3rd-down pct	46%	33%
4rd-down conversion	5/7	8/10
4rd-down pct	71%	80%
Sacks by-Yards	15-100	8-63
Misc Yards	0	0
Touchdowns scored	18	14
Field goals - attempts	6-8	10-11
On-Side kicks	0-3	0-0
Red-zone scores	(15-18) 83%	(13-16) 81%
Red-zone touchdowns	(11-18) 61%	(7-16) 44%
PAT-attempts	(16-17) 94%	(13-14) 93%
2-point conversion-attempts	(0-1) 0%	(0-0) 0%
Attendance	31926	212721
Games / Avg per game	2/15963	3/70907
Neutral site games	-	0/0

Score by Periods

Team	1st	2nd	3rd	4th	OT	TOT
Bowling Green	44	41	28	29	0	142
Opponents	38	25	21	43	0	127

DEFENSIVE STATISTICS

Team Defense

##	Player	gp	Tackles				Sacks	Pass defense			Fumbles		blkd	
			ua	a	tot	tfl/yds		no-yds	int-yds	brup	qbh	fr-yds	ff	kick
6	CJ Brown	5	16	15	31	1.5-7	.	.	.	1
3	Joseph Sipp Jr.	5	16	14	30	4-13	3-10	.	.	1
2	Brock Horne	5	9	18	27	0.5-2	0.5-2	2	.	.
13	Charles Rosser	5	15	12	27	4.5-47	4.5-47	.	.	2	.	1	.	.
5	Anthony Hawkins	5	7	17	24	3.5-16	3-15
9	Darius Lorfils	5	11	8	19	0.5-2	.	.	1
99	Ali Saad	5	8	8	16	3.5-14	2-10	.	.	1
1	Jordan Oladokun	5	11	4	15	.	.	.	3	1
0	Darius McClendon	5	9	5	14	1-12	1-12
15	Avi McGary	5	10	3	13	1-2	.	.	.	1
4	Edward Rhambo	5	6	5	11	.	.	.	2	.	1-0	.	.	.
8	Trent Simms	5	2	8	10	1-2
60	Dontrez Brown	5	.	10	10	0.5-2	0.5-2	.	.	2
23	Myles Bradley	5	5	4	9
55	Evan Branch-Haynes	5	2	6	8	0.5-0
16	Chace Davis	4	2	5	7
32	Patrick Day	5	3	4	7	.	.	.	1
7	Jacorey Benjamin	5	4	3	7	1-1	.	1-3	4
33	Jordan Porter	5	1	5	6	0.5-2	0.5-2
90	Davonte Miles	4	.	4	4	0.5-0
10	Donny Stephens	2	2	1	3
24	Justin Eklund	5	1	2	3
57	DayIn White	2	.	2	2
30	Dorian Pringle	5	.	2	2
18	Jalen Burton	4	2	.	2
42	Chris Williams	4	.	2	2
38	Dierre Kelly	4	.	1	1
20	Justin Pegues	5	1	.	1
6	Jamal Johnson	5	1	.	1
44	David Afogho	1	1	.	1
19	Alijah Williams	1	.	1	1
12	Tracy Revels	5	.	1	1
87	Jared Merk	5	1	.	1
17	Trey Johnson	5	1	.
Totals		5	146	170	316	24-122	15-100	1-3	11	9	1-0	3	1	0
Opponents		5	158	180	338	30-106	8-63	4-42	11	16	1-0	2	0	0

GAME-BY-GAME STARTERS

OFFENSE

Game	WR	LT	LG	C	RG	RT	TB	QB	TE	TE/WR	WR/RB
Fordham	Tillman	Reimer	Pabst	Padgett	Fatukasi	Wollschlaeger	T. Stewart	Bazelak	Fannin Jr.	Gazarek	M. Johnson
Penn State	Smith	Reimer	Pabst	Padgett	Fatukasi	Wollschlaeger	Patterson	Bazelak	Fannin Jr.	Hogan (WR)	M. Johnson
Texas A&M	Hogan	Reimer	Pabst	Padgett	Fatukasi	Wollschlaeger	J. Johnson	Bazelak	Fannin Jr.	Gazerek	M. Johnson
Old Dominion	Tillman	Roberts	Pabst	Padgett	Fatukasi	Wollschlaeger	T. Stewart	Bazelak	Fannin Jr.	Gazerek	J. Johnson (RB)
Akron	Hogan	Roberts	Pabst	Padgett	Fatukasi	Wollschlaeger	Patterson	Bazelak	Fannin Jr.	Gazerek	M. Johnson

DEFENSE

Game	NG	DT	DE	RLB	WLB	MLB	SLB/DL	CB	FS	BS	CB
Fordham	Hawkins	D. Brown	Saad	Rosser	Sipp Jr.	Horne	McGary	Oladokun	Lorfilis	CJ Brown	Benjamin
Penn State	Hawkins	D. Brown	Saad	Rosser	Sipp Jr.	Horne	Davis (DL)	Oladokun	Lorfilis	CJ Brown	Rhambo
Texas A&M	Hawkins	D. Brown	Saad	Rosser	Sipp Jr.	Horne	McGary	Oladokun	Lorfilis	CJ Brown	Benjamin
Old Dominion	Hawkins	D. Brown	Saad	Rosser	Sipp Jr.	Horne	McGary	Oladokun	Lorfilis	CJ Brown	Benjamin
Akron	Hawkins	D. Brown	Saad	Rosser	Sipp Jr.	Horne	McGary	Oladokun	Lorfilis	CJ Brown	Benjamin

STATISTICAL LEADERS

Game	Rushing (Att.-Yds-TD)	Passing (C-A-I-Y-TD)	Receiving (Rec.-Yds.-TD)	Tackles Total (S-A-T)
Fordham	Stewart (14-161-3)	Bazelak (15-22-0-168-0)	Fannin Jr. (6-67-0)	Brown (3-5-8) Sipp Jr. (6-2-8)
at Penn State	Patterson (16-57-0)	Bazelak (25-39-2-254-2)	Fannin Jr. (11-137-1)	Sipp Jr. (3-5-8)
at Texas A&M	Stewart (13-42-0)	Bazelak (20-36-1-250-1)	Fannin Jr. (8-145-1)	Horne (4-4-8)
Old Dominion	Stewart (20-67-1)	Bazelak (27-36-1-303-2)	Fannin Jr. (12-192-2)	Rosser (3-5-8)
at Akron	Patterson (18-52-0)	Bazelak (24-30-0-268-0)	Fannin Jr. (9-135-0)	Lorfilis (3-4-7)
NIU				
Kent State				
at Toledo				
at Central Michigan				
Western Michigan				
at Ball State				
at Miami (OH)				

DRIVE ANALYSIS

	BGSU	Opp.
Total Drives Started	43	45
Times Started Inside Own 20	10	10
Drives Started in Opp. Territory	5	5
Avg. Starting Field Position	own 29	own 28
“Three & Out”	6	14

TURNOVER SUMMARY

	BGSU	Opp.
Turnovers Gained	2	4
...led to touchdown	0	2
...led to field goal	1	0
...led to punt	1	1
...other (end of game/half, downs, turnover, missed FG, etc.)	0	1

WHAT HAPPENS ON 1ST DOWN

Team	Plays	Yards	Avg.	Rush	Yards	Avg.	Pct.	Pass	Yards	Avg.	Pct.
BGSU	135	867	6.4	72	353	4.9	40.7	63	514	8.2	59.3
Opponents	143	874	6.1	90	419	4.7	47.9	53	455	8.6	52.1

3RD DOWN CONVERSIONS

3rd down and ...	1	2	3	4	5	6	7	8	9	10	11	12	13	14	15+	Total	Pct.
BGSU	3-5	2-3	5-6	4-6	4-6	5-7	1-5	1-4	1-3	2-5	0-7	1-2	0-1	1-1	0-4	30-69	.435
Opponent	2-3	3-6	2-3	3-6	1-2	1-6	2-8	2-6	4-6	0-6	1-1	0-0	0-1	0-1	0-7	21-66	.318

3rd down and ...	1	2	3	4	5	6	7	8	9	10	11	12	13	14	15+
BGSU	60	66.7	83.3	66.7	66.7	71.4	20	25	33.3	40	0	50	0	100	0
Opponent%	66.7	50	66.7	50	50	16.7	25	33.3	66.7	0	100	0	0	0	0

Bowling Green Game-by-Game

3rd down and ...	1	2	3	4	5	6	7	8	9	10	11	12	13	14	15+	Total	Pct.
Fordham	1-1	1-1	0-0	1-1	1-1	0-0	1-2	0-0	0-0	0-0	0-1	0-1	0-0	0-0	0-1	5-9	.556
Penn State	0-1	0-0	1-1	2-3	1-1	2-3	0-0	0-1	0-0	0-1	0-1	0-0	0-1	1-1	0-0	7-14	.500
Texas A&M	1-1	0-0	0-0	0-0	1-2	0-0	0-3	0-0	0-2	1-2	0-1	0-0	0-0	0-0	0-1	3-12	.250
Old Dominion	0-1	0-0	2-2	0-0	1-2	1-1	0-0	1-3	1-1	1-1	0-3	1-1	0-0	0-0	0-1	8-16	.500
Akron	1-1	1-2	2-3	1-2	0-0	2-3	0-0	0-0	0-0	0-1	0-1	0-0	0-0	0-0	0-1	7-14	.500

Opponent Game-by-Game

3rd down and ...	1	2	3	4	5	6	7	8	9	10	11	12	13	14	15+	Total	Pct.
Fordham	1-2	0-1	1-1	0-2	0-0	1-2	0-0	0-1	1-1	0-1	0-1	0-0	0-0	0-1	0-3	4-16	.250
Penn State	0-0	1-1	0-1	0-0	0-0	0-1	1-2	0-1	0-1	0-0	0-0	0-0	0-0	0-0	0-2	2-9	.222
Texas A&M	1-1	1-3	0-0	1-1	1-2	0-0	0-2	1-2	1-1	0-0	0-2	0-0	0-0	0-0	0-1	6-15	.400
Old Dominion	0-0	1-1	1-1	1-2	0-0	0-3	0-1	0-0	2-2	0-2	1-1	0-0	0-1	0-0	0-1	6-15	.400
Akron	0-0	0-0	0-0	1-1	0-0	0-0	1-3	1-2	0-1	0-3	0-0	0-0	0-0	0-0	0-1	3-11	.273

PLAYS PER DRIVE

Bowling Green

Opponent	Off. Plays	Drives	Avg.
Fordham	56	9	6.22
Penn State	66	12	5.50
Texas A&M	60	10	6.00
Old Dominion	69	12	5.75
Akron	66	10	6.60
Total	317	53	5.98

Opponent

Opponent	Off. Plays	Drives	Avg.
Fordham	65	10	6.50
Penn State	57	12	4.75
Texas A&M	72	11	6.55
Old Dominion	63	12	5.25
Akron	54	10	5.40
Total	311	55	5.65

OFFENSIVE TD BREAKDOWN

YARDS	No. of TD	No. of TD Drives
1-10	6	0
11-20	5	0
21-30	0	0
31-40	2	1
41-50	1	2
51-60	0	1
61-70	2	2
71-80	1	5
81-90	0	3
91-99	0	3

POSS. TIME	TD Drives	Plays on TD Drive
0:01-0:30	1	1:1
0:31-1:00	1	2:1
1:01-1:30	2	3:1
1:31-2:00	1	4:1
2:01-3:00	2	5:2
3:01-4:00	1	6:1
4:01-5:00	4	7:0
5:01-6:00	5	8:3
6:01-7:00	0	9:2
7:01+	0	10:3
OT	0	11+:2

TOP DRIVES

PLAYS	GAME	RESULT
1. 16	Akron	FG
2. 14	Texas A&M	INT
3. 13	Fordham	TD
13	Old Dominion	Missed FG
13	Akron	FG

YARDS	GAME	RESULT
1. 96	Akron	TD
2. 94	Fordham	TD
3. 93	Fordham	TD
4. 86	Fordham	TD
5. 85	Akron	FG

TIME	GAME	RESULT
1. 8:12	Akron	FG
2. 7:39	Akron	FG
3. 6:32	Old Dominion	Missed FG
4. 5:43	Penn State	TD
5. 5:37	Texas A&M	INT

Total TD Drive Time: 59:23 / 3,563 seconds
Total Offensive TD: 17
Avg. TD Time: 3:30
Shortest TD Drive, Yards: 38 (Fordham, Bazelak 8-yd TD Rush, 8 plays, 4:10)
Longest TD Drive, Yards: 96 (Akron, Patterson 2-yd TD Rush, 5 plays, 2:42)

TAKEAWAYS & TURNOVERS

Bowling Green Takeaways

Opponent	Takeaway	Qtr	Yd.-Line	Result
Penn State	Interception by Benjamin	3rd	BGSU 3	Punt
Texas A&M	Fumble Recovery By Rhambo	4th	TAMU 35	FG

Totals 2 Takeaways 0TD, 1 FG (3 points)

Bowling Green Turnovers

Opponent	Takeaway	Qtr	Yd.-Line	Result
Penn State	Interception by Bazelak	4th	PSU 38	Punt
Penn State	Interception by Bazelak	4th	BGSU 41	TD-Rush
Texas A&M	Interception by Bazelak	4th	TAMU 20	Fumble
Old Dominion	Interception by Bazelak	4th	BGSU 20	TD-Rush
Akron	Muffed punt by Pegues	1st	BGSU 0	TD-FR

Totals 5 Turnovers 3TD, 0 FG (20 points)

First Half Takeaways	0	First Half Turnovers	1
First Quarter	0	First Quarter	1
Second Quarter	0	Second Quarter	0
Second Half Takeaways	2	Second Half Turnovers	4
Third Quarter	1	Third Quarter	0
Fourth Quarter	1	Fourth Quarter	4
Total Takeaways	2	Total Turnovers	5
INT	1	INT	4
FR	1	FR	1

Shortest TD Drive Time: 0:12 (Texas A&M, Fannin Jr. 65-yd TD Rec, 1 play, 65 yards)
Longest TD Drive Time: 5:43 (Penn State, Johnson 15-yd TD Rec, 10 plays, 94 yards)
Most Plays on TD Drive: 13 (Fordham, Stewart 7-yd TD Rush, 94 yards, 5:34)
Fewest Plays on TD Drive: 1 (Texas A&M, Fannin Jr. 65-yd TD Rec, 65 yards, 0:12)

BOWLING GREEN SCORING CHARTS

- Total Scoring Drives: 23
- Other Scores: 1 kick return for aTD

Qtr.	Opp.	Scoring Play	Plays	Yards	TOP
1	FOR	7-yard run by Stewart	10	78	4:39
1	FOR	13-yard run by Anderson III	8	93	3:38
2	FOR	8-yard run by Bazelak	8	38	4:10
3	FOR	7-yard run by Stewart	13	94	5:34
4	FOR	73-yard run by Stewart	3	86	1:23
1	PSU	6-yard pass to Fannin Jr. from Bazelak	6	75	2:21
1	PSU	33-yard field goal by Kleather	10	60	5:24
2	PSU	15-yard pass to Johnson Jr. from Bazelak	10	73	5:43
2	PSU	41-yard run by Johnson, J.	4	75	1:56
4	PSU	42-yard field goal by Kleather	9	41	3:22
2	A&M	33-yard field goal by Kleather	7	33	2:28
3	A&M	65-yard pass to Fannin Jr. from Bazelak	1	65	0:12
3	A&M	40-yard rush by Smith	9	81	5:13
4	A&M	23-yard field goal by Kleather	6	30	0:51
1	ODU	18-yard pass to Fannin Jr. from Bazelak	10	76	5:19
2	ODU	17-yard rush by Patterson	9	81	4:54
3	ODU	60-yard pass to Fannin Jr. from Bazelak	2	59	0:56
4	ODU	13-yard rush by Stewart	8	44	5:06
1	AKR	2-yard rush by Patterson	5	96	2:42
2	AKR	45-yard field goal by Kleather	16	64	8:12
2	AKR	9-yard rush by Patterson	5	41	1:11
4	AKR	31-yard field goal by Kleather	13	85	7:39
4	AKR	31-yard rush by Fannin Jr.	11	70	4:27

OPPONENT SCORING CHARTS

- Total Scoring Drives: 23
- Other Scores: 1 fumble return for aTD

Qtr.	Opp.	Scoring Play	Plays	Yards	TOP
2	FOR	24-yard field goal by Henderson	13	74	5:16
3	FOR	30-yard pass to Thornton from Montes	4	75	1:25
4	FOR	60-yard pass to Betten from Montes	7	95	2:24
1	PSU	5-yard rush by Allar	6	75	2:25
2	PSU	29-yard pass to Evans from Allar	3	75	1:00
2	PSU	43-yard field goal by Sahaydak	6	19	3:01
2	PSU	28-yard field goal by Sahaydak	10	64	3:22
3	PSU	14-yard pass to Singleton from Allar	8	85	4:07
4	PSU	41-yard rush by Singleton	1	41	0:07
1	A&M	27-yard pass to Ohrstrom from Reed	11	75	4:56
2	A&M	28-yard field goal by Bond	7	33	2:28
2	A&M	29-yard field goal by Bond	18	77	6:14
3	A&M	5-yard pass to Walker from Reed	8	75	4:05
3	A&M	34-yard field goal by Bond	12	64	4:01
4	A&M	42-yard field goal by Bond	9	50	4:20
1	ODU	9-yard pass to Conroy from Wilson	8	75	3:03
1	ODU	75-yard pass to Conroy from Wilson	1	75	0:11
2	ODU	53-yard field goal by Sanchez	7	39	1:49
4	ODU	14-yard rush by Joseph	2	20	0:42
4	ODU	4-yard rush by Young	13	79	2:31
1	AKR	47-yard field goal by Smith	6	45	2:32
4	AKR	5-yard rush by Bullock	3	75	1:43
4	AKR	38-yard field goal by Smith	8	59	4:20

LONG PLAYS OF 20+ YARDS

20-Yard Plus Plays

Yds	Type	Player(s)	Opponent
100*	KR	Justin Pegues	Fordham
73*	Rush	Terion Stewart	Fordham
65*	Pass	Harold Fannin Jr. from Connor Bazalak	Texas A&M
63	Pass	Harold Fannin Jr. from Connor Bazalak	Akron
60*	Pass	Harold Fannin Jr. from Connor Bazalak	ODU
43	Pass	Harold Fannin Jr. from Connor Bazalak	ODU
41*	Rush	Jamal Johnson	Penn State
40*	Rush	Rahkeem Smith	Texas A&M
33	Pass	Finn Hogan from Connor Bazalak	Akron
32	Pass	Jamal Johnson from Connor Bazalak	Fordham
32	Pass	Harold Fannin Jr. from Connor Bazalak	Penn State
31*	Rush	Harold Fannin Jr.	Akron
30	Pass	Harold Fannin Jr. from Connor Bazalak	Penn State
30	Pass	Harold Fannin Jr. from Connor Bazalak	ODU
29	Rush	John Henderson	Fordham
29	Pass	Malcolm Johnson Jr. from Connor Bazalak	Penn State
26	KR	Justin Pegues	Texas A&M
24	PR	Justin Pegues	Fordham
22	Rush	Terion Stewart	Fordham
21	Pass	Harold Fannin Jr. from Connor Bazalak	Fordham
21	Pass	Harold Fannin Jr. from Connor Bazalak	Texas A&M
21	Pass	Harold Fannin Jr. from Connor Bazalak	Akron
20	Pass	Harold Fannin Jr. from Connor Bazalak	Akron

* touchdown scored on play

Long Plays By the Numbers

Long Plays By Yards	No.	TD
100+	1	1
90-99	0	0
80-89	0	0
70-79	0	0
60-69	3	2
50-59	1	1
40-49	3	2
30-39	6	1
20-29	9	0

Long Plays By Type

	No.	TD
Rushing	6	4
Passing	14	2
Punt Returns	1	0
Kick Returns	2	1
Interceptions	0	0
Fumble Returns	0	0
Other	0	0
Total	23	7

20-Yard Plus By Player

Player	No.	TD	R	P	KR	PR	IR	FR
Harold Fannin Jr.	12	3	1	11	0	0	0	0
Justin Pegues	3	1	0	0	2	1	0	0
Terion Stewart	2	1	2	0	0	0	0	0
Jamal Johnson	2	1	1	1	0	0	0	0
Finn Hogan	1	0	0	1	0	0	0	0
M. Johnson Jr.	1	0	0	1	0	0	0	0
Rahkeem Smith	1	1	1	0	0	0	0	0
John Henderson	1	0	1	0	0	0	0	0
TOTAL	23	7	5	14	2	1	0	0

LONGEST PLAYS OF THE YEAR

Rushing

73 Terion Stewart vs. Fordham (8/29/24)

Rushing Touchdown

73 Terion Stewart vs. Fordham (8/29/24)

Passing

65 Harold Fannin Jr. from Connor Bazalak at Texas A&M (9/21/24)

Passing Touchdown

65 Connor Bazalak to Harold Fannin Jr. at Texas A&M (9/21/24)

Punt Return

24 Justin Pegues vs. Fordham (8/29/24)

Kick Return

100 Justin Pegues vs. Fordham (8/29/24)

Interception Return

3 Jacorey Benjamin at Penn State (9/7/24)

Fumble Return

None

Punt

54 John Henderson vs. Old Dominion (9/28/24)

Field Goal

45 Jackson Kleather at Akron (10/5/24)

TEAM GAME-BY-GAME

Date	Opponent	Rushing				Receiving				Passing				Kick Returns				Punt Returns				tot off		
		no.	yds	td	lg	no.	yds	td	lg	cmp	att	int	yds	td	lg	no.	yds	td	lg	no.	yds		td	lg
08/29/2024	Fordham	33	305	5	73	16	170	0	32	16	23	0	170	0	32	2	123	1	100	2	16	0	24	475
09/07/2024	at Penn St.	26	121	1	41	25	254	2	32	25	40	2	254	2	32	1	15	0	15	1	0	0	0	375
09/21/2024	at Texas A&M	23	89	1	40	20	250	1	65	20	37	1	250	1	65	2	45	0	26	2	22	0	19	339
09/28/2024	Old Dominion	33	96	2	17	27	303	2	60	27	36	1	303	2	60	4	80	0	25	5	13	0	7	399
10/05/2024	at Akron	36	117	3	31	24	268	0	63	24	30	0	268	0	63	1	30	0	30	1	-6	0	0	385
Bowling Green		151	728	12	73	112	1245	5	65	112	166	4	1245	5	65	10	293	1	100	11	45	0	24	1973
Opponents		181	955	5	42	76	946	8	75	76	131	1	946	8	75	6	113	0	23	3	5	0	10	1901

Bowling Green Averages

Games	Avg/ rush	Avg/ catch	Pass effic	KR avg	PR avg	All purpose avg/game	Total offense avg/game
5	4.8	11.1	135.6	29.3	4.1	462.8	394.6

Date	Opponent	Tackles			Sacks no-yds	Fumble ff fr-yds	Pass Defense			blkd kick	PAT attempts			off					
		ua	a total	tfl-yds			int-yds	qbh	brup		kick	rush	rcv	saf	t/o	pts			
08/29/2024	Fordham	34	46	80	7.0-30	5-27	0	0-0	0-0	0	2	0	5-6	0	0	0	0	0	41
09/07/2024	at Penn St.	31	24	55	4.0-31	2-27	1	0-0	1-3	2	2	0	3-3	0	0	0	0	0	27
09/21/2024	at Texas A&M	34	34	68	2.0-6	1-3	1	1-0	0-0	3	2	1	2-2	0	0	0	3	20	
09/28/2024	Old Dominion	30	32	62	6.0-21	4-14	0	0-0	0-0	2	4	0	3-3	0	0	0	0	27	
10/05/2024	at Akron	17	34	51	5.0-34	3-29	1	0-0	0-0	2	1	0	3-3	0	0	0	0	27	
Bowling Green		146	170	316	24.0-122	15-100	3	1-0	1-3	9	11	1	16-17	0	0	0	3	142	
Opponents		158	180	338	30.0-106	8-63	2	1-0	4-42	16	11	0	13-14	0	0	0	13	127	

Date	Opponent	Punting										Field Goals			Kickoffs			
		no.	yds	avg	long	blkd	tb	fc	50+	i20	md-att	long	blkd	no.	yds	avg	tb	ob
08/29/2024	Fordham	3	133	44.3	50	0	0	2	1	2	0-0	0	0	7	452	64.6	2	1
09/07/2024	at Penn St.	3	122	40.7	48	0	0	1	0	1	2-2	42	0	5	325	65.0	5	0
09/21/2024	at Texas A&M	4	165	41.3	47	0	0	2	0	3	2-3	33	0	5	218	43.6	2	1
09/28/2024	Old Dominion	4	190	47.5	54	0	0	0	1	2	0-1	0	0	5	323	64.6	4	0
10/05/2024	at Akron	4	183	45.8	51	0	0	3	1	1	2-2	45	0	6	390	65.0	6	0
Bowling Green		18	793	44.1	54	0	0	8	3	9	6-8	45	0	28	1708	61.0	19	2
Opponents		24	941	39.2	57	1	0	6	3	9	10-11	53	0	28	1764	63.0	13	2

OPPONENT GAME-BY-GAME

Date	Opponent	Rushing				Receiving				Passing				Kick Returns				Punt Returns				tot off		
		no.	yds	td	lg	no.	yds	td	lg	cmp	att	int	yds	td	lg	no.	yds	td	lg	no.	yds		td	lg
08/29/2024	Fordham	43	182	0	42	14	219	2	60	14	23	0	219	2	60	4	71	0	21	0	0	0	0	401
09/07/2024	at Penn St.	37	234	2	41	13	204	2	30	13	20	1	204	2	30	0	0	0	0	1	-7	0	0	438
09/21/2024	at Texas A&M	43	235	0	18	16	173	2	29	16	29	0	173	2	29	1	23	0	23	0	0	0	0	408
09/28/2024	Old Dominion	36	189	2	30	12	144	2	75	12	27	0	144	2	75	1	19	0	19	2	12	0	10	333
10/05/2024	at Akron	22	115	1	33	21	206	0	48	21	32	0	206	0	48	0	0	0	0	0	0	0	0	321
Opponents		181	955	5	42	76	946	8	75	76	131	1	946	8	75	6	113	0	23	3	5	0	10	1901
Bowling Green		151	728	12	73	112	1245	5	65	112	166	4	1245	5	65	10	293	1	100	11	45	0	24	1973

Opponents Averages

Games	Avg/ rush	Avg/ catch	Pass effc	KR avg	PR avg	All purpose avg/game	Total offense avg/game
5	5.3	12.4	137.3	18.8	1.7	412.2	380.2

Date	Opponent	Tackles			Sacks	Fumble	Pass Defense			blkd	PAT attempts			off				
		ua	a	total	tfl-yds	no-yds	ff	fr-yds	int-yds	qbh	brup	kick	kick	rush	rcv	saf	t/o	pts
08/29/2024	Fordham	26	38	64	2.0-3	0-0	0	0-0	0-0	3	0	0	2-2	0	0	0	0	17
09/07/2024	at Penn St.	31	32	63	3.0-7	0-0	0	0-0	2-0	3	5	0	4-4	0	0	0	7	34
09/21/2024	at Texas A&M	30	20	50	7.0-30	2-17	0	0-0	1-0	3	3	0	2-2	0	0	0	0	26
09/28/2024	Old Dominion	42	46	88	9.0-33	2-21	2	0-0	1-42	4	2	0	3-4	0	0	0	6	30
10/05/2024	at Akron	29	44	73	9.0-33	4-25	0	1-0	0-0	3	1	0	2-2	0	0	0	0	20
Opponents		158	180	338	30.0-106	8-63	2	1-0	4-42	16	11	0	13-14	0	0	0	13	127
Bowling Green		146	170	316	24.0-122	15-100	3	1-0	1-3	9	11	1	16-17	0	0	0	3	142

Date	Opponent	Punting								Field Goals			Kickoffs					
		no.	yds	avg	long	blkd	tb	fc	50+	i20	md-att	long	blkd	no.	yds	avg	tb	ob
08/29/2024	Fordham	6	239	39.8	48	0	0	2	0	3	1-1	24	0	3	188	62.7	0	0
09/07/2024	at Penn St.	4	188	47.0	56	0	0	3	1	2	2-2	43	0	7	446	63.7	4	1
09/21/2024	at Texas A&M	3	91	30.3	48	1	0	1	0	0	4-4	42	0	7	447	63.9	4	1
09/28/2024	Old Dominion	6	227	37.8	57	0	0	0	1	1	1-2	53	0	6	358	59.7	1	0
10/05/2024	at Akron	5	196	39.2	50	0	0	0	1	3	2-2	47	0	5	325	65.0	4	0
Opponents		24	941	39.2	57	1	0	6	3	9	10-11	53	0	28	1764	63.0	13	2
Bowling Green		18	793	44.1	54	0	0	8	3	9	6-8	45	0	28	1708	61.0	19	2

GAME-BY-GAME COMPARISON

Opponent	Score	First Downs			Rushing Number-Yards	Passing		Total Offense Plays-Yards	Return Yards	Turn- Overs	
		Total	Rush	Pass		Pen	Comp-Att.-Int				Yards
Fordham	41-17	22 / 18	12 / 10	10 / 6	0 / 2	33-305 / 43-182	16-23-0 / 14-23-0	170 / 219	56-475 / 66-401	139 / 71	0 / 0
Penn St.	27-34	20 / 21	4 / 10	15 / 11	1 / 0	26-121 / 37-234	25-40-2 / 13-20-1	254 / 204	66-375 / 57-438	18 / -7	2 / 1
Texas A&M	20-26	17 / 21	7 / 11	9 / 9	1 / 1	23-89 / 43-235	20-37-1 / 16-29-0	250 / 173	60-339 / 72-408	67 / 23	1 / 1
Old Dominion	27-30	23 / 16	8 / 9	12 / 6	3 / 1	33-96 / 36-189	27-36-1 / 12-27-0	303 / 144	69-399 / 63-333	93 / 73	1 / 0
Akron	27-20	20 / 15	9 / 5	11 / 9	0 / 1	36-117 / 22-115	24-30-0 / 21-32-0	268 / 206	66-385 / 54-321	24 / 0	1 / 0
Totals	142-127	102 / 91	40 / 45	57 / 41	5 / 5	151-728 / 181-955	112-166-4 / 76-131-1	1245 / 946	317-1973 / 312-1901	341 / 160	5 / 2

Opponents	3rd Down Conversion	4th Down Conversion	Time of Possession	TOP Margin	Avg Yds/Rush	Avg Yds/Pass	Avg Yds/Play	Punting Number-Avg	Penalties Number-Yards	Sacks
Fordham	5-9 / 5-17	1-1 / 4-5	27:23 / 32:37	-05:14	9.2 / 4.2	7.4 / 9.5	8.5 / 6.1	3-44.3 / 6-39.8	7-85.0 / 6-40.0	5 / 0
Penn St.	7-14 / 2-9	0-1 / 1-1	32:00 / 28:00	04:00	4.7 / 6.3	6.4 / 10.2	5.7 / 7.7	3-40.7 / 4-47.0	3-18.0 / 7-76.0	2 / 0
Texas A&M	3-12 / 6-15	2-2 / 2-2	26:26 / 33:34	-07:08	3.9 / 5.5	6.8 / 6.0	5.7 / 5.7	4-41.3 / 3-30.3	4-39.0 / 6-43.0	1 / 2
Old Dominion	8-16 / 6-15	1-2 / 1-1	38:13 / 21:44	16:29	2.9 / 5.3	8.4 / 5.3	5.8 / 5.3	4-47.5 / 6-37.8	7-65.0 / 6-48.0	4 / 2
Akron	7-14 / 3-11	1-1 / 0-1	34:58 / 25:02	09:56	3.3 / 5.2	8.9 / 6.4	5.8 / 5.9	4-45.8 / 5-39.2	5-35.0 / 2-8.0	3 / 4
Totals	30-65 / 22-67	5-7 / 8-10	159:00 / 140:57	18:03	4.8 / 5.3	7.5 / 7.2	6.2 / 6.1	18-44.1 / 24-39.2	26-242.0 / 27-215.0	15 / 8

Note: Game totals are displayed in the format TEAM/OPPONENT for each category

GAME-BY-GAME STATISTICS

Rushing

Player	No-Yds/TD	FU	PSU	AM	ODU	UA
Jaison Patterson	53-203/3	7-26/0	16-57/0	4-25/0	8-43/1	18-52/2
Terion Stewart	47-270/4	14-161/3	DNP	13-42/0	20-67/1	DNP
Connor Bazalak	13--25/1	2-27/1	1-2/0	2--17/0	3--14/0	5--23/0
Jamal Johnson	11-58/1	-	5-46/1	2-1/0	1-0/0	3-11/0
Rahkeem Smith	6-60/1	2-10/0	-	1-40/1	1-0/0	2-10/0
Lucian Anderson III	5-49/1	2-27/1	DNP	1--2/0	DNP	2-24/0
Justin Pegues	5-38/0	1-10/0	3-18/0	-	-	1-10/0
Harold Fannin Jr.	2-37/1	-	-	-	-	2-37/1
Chris Edmonds	2-8/0	2-8/0	-	DNP	DNP	DNP
John Henderson	1-29/0	1-29/0	-	-	-	-
Mar'Kel Porter	1-8/0	1-8/0	DNP	DNP	DNP	DNP

Receiving

Player	No-Yds/TD	FU	PSU	AM	ODU	UA
Harold Fannin Jr.	46-676/4	6-67/0	11-137/1	8-145/1	12-192/2	9-135/0
Malcolm Johnson Jr.	22-203/1	3-33/0	8-81/1	2-20/0	3-25/0	6-44/0
Jamal Johnson	13-107/0	4-54/0	1-1/0	5-34/0	3-18/0	-
Finn Hogan	10-91/0	1-6/0	-	1-9/0	2-9/0	6-67/0
Jaison Patterson	6-60/0	1-7/0	-	2-25/0	1-13/0	2-15/0
Rahkeem Smith	5-67/0	-	2-24/0	1-14/0	2-29/0	-
Justin Pegues	5-16/0	-	3-11/0	-	2-5/0	-
Levi Gazarek	3-23/0	-	-	-	2-16/0	1-7/0
Elijah Boyd	1-3/0	1-3/0	-	-	-	-
Jacob Harris	1-3/0	-	-	1-3/0	-	DNP

GAME-BY-GAME RED-ZONE

Bowling Green Inside Opponent Red-Zone

Date	Opponent	Score	Times In RZ	Times Scored	Total		Rush TDs	Pass TDs	FGs Made	Failed to score inside RZ						
					Pts	TDs				FGA	Down	Int	Fumb	Half	Game	
08/29/2024	Fordham	W 41-17	4	4	28	4	4	0	0	0	0	0	0	0	0	0
09/07/2024	at Penn St.	L 27-34	3	3	17	2	0	2	1	1	0	0	0	0	0	0
09/21/2024	at Texas A&M	L 20-26	4	2	6	0	0	0	2	3	0	1	0	0	0	0
09/28/2024	Old Dominion	L 27-30	4	3	20	3	2	1	0	1	0	0	0	0	0	0
10/05/2024	at Akron	W 27-20	3	3	17	2	2	0	1	1	0	0	0	0	0	0
Totals 15 of 18 (83.3%)			18	15	88	11	8	3	4	6	0	1	0	0	0	0

Opponents Inside Bowling Green Red-Zone

Date	Opponent	Score	Times In RZ	Times Scored	Total		Rush TDs	Pass TDs	FGs Made	Failed to score inside RZ						
					Pts	TDs				FGA	Down	Int	Fumb	Half	Game	
08/29/2024	Fordham	W 41-17	2	1	3	0	0	0	1	1	1	0	0	0	0	0
09/07/2024	Penn St.	L 27-34	4	3	17	2	1	1	1	1	0	1	0	0	0	0
09/21/2024	Texas A&M	L 20-26	4	4	16	1	0	1	3	3	0	0	0	0	0	0
09/28/2024	Old Dominion	L 27-30	3	3	20	3	2	1	0	0	0	0	0	0	0	0
10/05/2024	Akron	W 27-20	3	2	10	1	1	0	1	1	1	0	0	0	0	0
Totals 13 of 16 (81.3%)			16	13	66	7	4	3	6	6	2	1	0	0	0	0

GAME-BY-GAME BY QUARTER STATISTICS

3rd-Down Conversions

Date	Opponent	Score	Overall	1st Qtr	2nd Qtr	3rd Qtr	4th Qtr	Overtime
08/29/2024	Fordham	W 41-17	5-9 55.6	2-2 100.0	2-3 66.7	1-3 33.3	0-1 0.0	0-0 0.0
09/07/2024	at Penn St.	L 27-34	7-14 50.0	2-3 66.7	1-2 50.0	0-2 0.0	4-7 57.1	0-0 0.0
09/21/2024	at Texas A&M	L 20-26	3-12 25.0	0-2 0.0	1-3 33.3	1-2 50.0	1-5 20.0	0-0 0.0
09/28/2024	Old Dominion	L 27-30	8-16 50.0	4-5 80.0	3-5 60.0	0-3 0.0	1-3 33.3	0-0 0.0
10/05/2024	at Akron	W 27-20	7-14 50.0	0-1 0.0	4-6 66.7	2-4 50.0	1-3 33.3	0-0 0.0
Bowling Green			30-65 46.2	8-13 61.5	11-19 57.9	4-14 28.6	7-19 36.8	0-0 0.0
Opponents			22-67 32.8	6-16 37.5	7-20 35.0	8-16 50.0	1-15 6.7	0-0 0.0

4th-Down Conversions

Date	Opponent	Score	Overall	1st Qtr	2nd Qtr	3rd Qtr	4th Qtr	Overtime
08/29/2024	Fordham	W 41-17	1-1 100.0	0-0 0.0	0-0 0.0	1-1 100.0	0-0 0.0	0-0 0.0
09/07/2024	at Penn St.	L 27-34	0-1 0.0	0-0 0.0	0-1 0.0	0-0 0.0	0-0 0.0	0-0 0.0
09/21/2024	at Texas A&M	L 20-26	2-2 100.0	0-0 0.0	0-0 0.0	0-0 0.0	2-2 100.0	0-0 0.0
09/28/2024	Old Dominion	L 27-30	1-2 50.0	0-1 0.0	1-1 100.0	0-0 0.0	0-0 0.0	0-0 0.0
10/05/2024	at Akron	W 27-20	1-1 100.0	0-0 0.0	0-0 0.0	0-0 0.0	1-1 100.0	0-0 0.0
Bowling Green			5-7 71.4	0-1 0.0	1-2 50.0	1-1 100.0	3-3 100.0	0-0 0.0
Opponents			8-10 80.0	1-1 100.0	2-2 100.0	1-1 100.0	4-6 66.7	0-0 0.0

Time of Possession

Date	Opponent	Score	Overall	1st Qtr	2nd Qtr	3rd Qtr	4th Qtr	Overtime
08/29/2024	Fordham	W 41-17	27:23	08:29	06:52	07:08	04:54	00:00
09/07/2024	at Penn St.	L 27-34	32:00	07:45	11:08	02:26	10:41	00:00
09/21/2024	at Texas A&M	L 20-26	26:26	06:01	06:13	06:23	07:49	00:00
09/28/2024	Old Dominion	L 27-30	38:13	09:43	11:32	04:43	12:15	00:00
10/05/2024	at Akron	W 27-20	34:58	04:41	12:07	03:23	14:47	00:00
Bowling Green			Total 159:00	36:39	47:52	24:03	50:26	00:00
			Avg. 31:48	07:20	09:34	04:49	10:05	00:00
Opponents			Total 140:57	33:47	31:42	36:58	38:30	00:00
			Avg. 28:11	06:45	06:20	07:24	07:42	00:00

GAME-BY-GAME STATISTICS

Fumbles

Player	No-Lost	FU	PSU	AM	ODU	UA
Justin Pegues	2-1	1-0	-	-	-	1-1
Terion Stewart	1-0	-	DNP	-	1-0	DNP
Connor Bazalak	1-0	-	-	-	1-0	-

Fumbles Forced

Player	Number	FU	PSU	AM	ODU	UA
Brock Horne	2	-	1	1	-	-
Charles Rosser	1	-	-	-	-	1

Fumbles Recovered

Player	Number	FU	PSU	AM	ODU	UA
Edward Rhambo	1	-	-	1	-	-

GAME-BY-GAME STATISTICS

Punt Returns

Player	No-Yds	FU	PSU	AM	ODU	UA
Justin Pegues	10-26	2-16	1-0	1-3	5-13	1--6
Trey Johnson	1-19	-	-	1-19	-	-

Kick Returns

Player	No-Yds	FU	PSU	AM	ODU	UA
Justin Pegues	9-263	2-123	1-15	2-45	4-80	-
Rahkeem Smith	1-30	-	-	-	-	1-30

Interceptions Returns

Player	No-Yds	FU	PSU	AM	ODU	UA
Jacorey Benjamin	1-3	-	1-3	-	-	-

Fumble Returns

Player	No-Yds	FU	PSU	AM	ODU	UA
Edward Rhambo	1-0	-	-	1-0	-	-

PASSING GAME-BY-GAME STATISTICS

#0 Harold Fannin Jr.	Comp	Att	Int	Pct	Yards	TD	Long	Sacked	Effic.
Penn St.	0	1	0	0.0	0	0	0	0-0	0.0
Totals	0	1	0	0.0	0	0	0	0-0	0.0

#3 Lucian Anderson III	Comp	Att	Int	Pct	Yards	TD	Long	Sacked	Effic.
Fordham	1	1	0	100.0	2	0	2	0-0	116.8
Totals	1	1	0	100.0	2	0	2	0-0	116.8

#7 Connor Bazalak	Comp	Att	Int	Pct	Yards	TD	Long	Sacked	Effic.
Fordham	15	22	0	68.2	168	0	32	0-0	132.3
Penn St.	25	39	2	64.1	254	2	32	0-0	125.5
Texas A&M	20	36	1	55.6	250	1	65	2-17	117.5
Old Dominion	27	36	1	75.0	303	2	60	2-21	158.5
Akron	24	30	0	80.0	268	0	63	4-25	155.0
Totals	111	163	4	68.1	1243	5	65	8-63	137.4

#20 Justin Pegues	Comp	Att	Int	Pct	Yards	TD	Long	Sacked	Effic.
Texas A&M	0	1	0	0.0	0	0	0	0-0	0.0
Totals	0	1	0	0.0	0	0	0	0-0	0.0

GAME-BY-GAME TACKLES

Total Tackles

Player	S-A	Total	FU	PSU	AM	ODU	UA
CJ Brown	16-15	31	3-5	6-0	1-3	4-3	2-4
Joseph Sipp Jr.	16-14	30	6-2	3-5	2-3	5-1	0-3
Charles Rosser	15-12	27	4-1	4-3	2-0	3-5	2-3
Brock Horne	9-18	27	0-5	1-3	4-4	1-3	3-3
Anthony Hawkins	7-17	24	2-4	0-2	3-4	2-5	0-2
Darius Lorfils	11-8	19	2-1	3-1	1-2	2-0	3-4
Ali Saad	8-8	16	1-2	2-3	3-1	2-1	0-1
Jordan Oladokun	11-4	15	2-0	4-0	3-2	1-1	1-1
Darius McClendon	9-5	14	1-1	-	4-1	2-1	2-2
Avi McGary	10-3	13	0-1	3-0	1-1	2-1	4-0
Edward Rhambo	6-5	11	3-1	1-1	2-3	-	-
Trent Simms	2-8	10	0-1	1-0	0-1	1-2	0-4
Dontrez Brown	0-10	10	0-3	0-1	0-1	0-5	-
Myles Bradley	5-4	9	1-1	2-1	1-1	1-0	0-1
Evan Branch-Haynes	2-6	8	1-1	-	1-2	0-1	0-2
Jacorey Benjamin	4-3	7	0-1	-	2-1	2-0	0-1
Patrick Day	3-4	7	2-2	0-1	1-1	-	-
Chace Davis	2-5	7	0-1	1-2	-	1-2	DNP
Jordan Porter	1-5	6	0-1	0-1	1-1	-	0-2
Davonte Miles	0-4	4	0-3	-	-	DNP	0-1
Donny Stephens	2-1	3	2-1	-	DNP	DNP	DNP
Justin Eklund	1-2	3	0-1	-	1-1	-	-
Jalen Burton	2-0	2	2-0	-	-	-	DNP
Dorian Pringle	0-2	2	0-2	-	-	-	-
Chris Williams	0-2	2	0-2	DNP	-	-	-
DayIn White	0-2	2	0-2	DNP	DNP	DNP	-
Jamal Johnson	1-0	1	1-0	-	-	-	-
Justin Pegues	1-0	1	-	-	-	1-0	-
David Afogho	1-0	1	1-0	DNP	DNP	DNP	DNP
Jared Merk	1-0	1	-	-	1-0	-	-
Tracy Revels	0-1	1	-	-	-	0-1	-
Alijah Williams	0-1	1	0-1	DNP	DNP	DNP	DNP
Dierre Kelly	0-1	1	-	DNP	0-1	-	-

SACKS GAME-BY-GAME

Player	UA-A	Total	FU	PSU	AM	ODU	UA
Charles Rosser	4-1	4.5	1-5	1-23	-	0.5-2	2-17
Joseph Sipp Jr.	3-0	3	1-4	-	1-3	1-3	-
Anthony Hawkins	3-0	3	2-12	-	-	1-3	-
Ali Saad	2-0	2	1-6	-	-	1-4	-
Darius McClendon	1-0	1	-	-	-	-	1-12
Brock Horne	0-1	0.5	-	0.5-2	-	-	-
Jordan Porter	0-1	0.5	-	0.5-2	-	-	-
Dontrez Brown	0-1	0.5	-	-	-	0.5-2	-

TACKLES FOR LOSS GAME-BY-GAME

Player	UA-A	Total	FU	PSU	AM	ODU	UA
Charles Rosser	4-1	4.5	1.0-5	1.0-23	-	0.5-2	2.0-17
Joseph Sipp Jr.	3-2	4.0	1.0-4	0.5-1	1.0-3	1.0-3	0.5-2
Anthony Hawkins	3-1	3.5	2.5-13	-	-	1.0-3	-
Ali Saad	3-1	3.5	1.0-6	0.5-1	1.0-3	1.0-4	-
CJ Brown	1-1	1.5	0.5-1	-	-	1.0-6	-
Darius McClendon	1-0	1.0	-	-	-	-	1.0-12
Jacorey Benjamin	1-0	1.0	-	-	-	1.0-1	-
Avi McGary	1-0	1.0	-	1.0-2	-	-	-
Trent Simms	0-2	1.0	0.5-1	-	-	-	0.5-1
Brock Horne	0-1	0.5	-	0.5-2	-	-	-
Darius Lorfils	0-1	0.5	-	-	-	-	0.5-2
Jordan Porter	0-1	0.5	-	0.5-2	-	-	-
Evan Branch-Haynes	0-1	0.5	-	-	-	-	0.5-0
Dontrez Brown	0-1	0.5	-	-	-	0.5-2	-
Davonte Miles	0-1	0.5	0.5-0	-	-	DNP	-

BOWLING GREEN TEAM GAME HIGHS/LOWS

Bowling Green - Game Highs

RUSHES	36	at Akron (10/05/2024)
YARDS RUSHING	305	Fordham (08/29/2024)
YARDS PER RUSH	9.2	Fordham (08/29/2024)
TD RUSHES	5	Fordham (08/29/2024)
PASS ATTEMPTS	40	at Penn St. (09/07/2024)
PASS COMPLETIONS	27	Old Dominion (09/28/2024)
YARDS PASSING	303	Old Dominion (09/28/2024)
YARDS PER PASS	8.9	at Akron (10/05/2024)
TD PASSES	2	Old Dominion (09/28/2024)
	2	at Penn St. (09/07/2024)
TOTAL PLAYS	69	Old Dominion (09/28/2024)
TOTAL OFFENSE	475	Fordham (08/29/2024)
YARDS PER PLAY	8.5	Fordham (08/29/2024)
POINTS	41	Fordham (08/29/2024)
SACKS BY	5	Fordham (08/29/2024)
FIRST DOWNS	23	Old Dominion (09/28/2024)
PENALTIES	7	Old Dominion (09/28/2024)
	7	Fordham (08/29/2024)
PENALTY YARDS	85	Fordham (08/29/2024)
TURNOVERS	2	at Penn St. (09/07/2024)
PUNTS	4	at Akron (10/05/2024)
	4	Old Dominion (09/28/2024)
	4	at Texas A&M (09/21/2024)
PUNTING AVG	47.5	Old Dominion (09/28/2024)
LONG PUNT	54	Old Dominion (09/28/2024)
PUNTS INSIDE 20	3	at Texas A&M (09/21/2024)
LONG PUNT RETURN	24	Fordham (08/29/2024)

Bowling Green - Game Lows

RUSHES	23	at Texas A&M (09/21/2024)
YARDS RUSHING	89	at Texas A&M (09/21/2024)
YARDS PER RUSH	2.9	Old Dominion (09/28/2024)
TD RUSHES	1	at Texas A&M (09/21/2024)
	1	at Penn St. (09/07/2024)
PASS ATTEMPTS	23	Fordham (08/29/2024)
PASS COMPLETIONS	16	Fordham (08/29/2024)
YARDS PASSING	170	Fordham (08/29/2024)
YARDS PER PASS	6.4	at Penn St. (09/07/2024)
TD PASSES	0	at Akron (10/05/2024)
	0	Fordham (08/29/2024)
TOTAL PLAYS	56	Fordham (08/29/2024)
TOTAL OFFENSE	339	at Texas A&M (09/21/2024)
YARDS PER PLAY	5.7	at Texas A&M (09/21/2024)
POINTS	20	at Texas A&M (09/21/2024)
SACKS BY	1	at Texas A&M (09/21/2024)
FIRST DOWNS	17	at Texas A&M (09/21/2024)
PENALTIES	3	at Penn St. (09/07/2024)
PENALTY YARDS	18	at Penn St. (09/07/2024)
INTERCEPTIONS BY	0	at Akron (10/05/2024)
	0	Old Dominion (09/28/2024)
	0	at Texas A&M (09/21/2024)
	0	Fordham (08/29/2024)
PUNTS	3	at Penn St. (09/07/2024)
	3	Fordham (08/29/2024)
PUNTING AVG	40.7	at Penn St. (09/07/2024)
LONG PUNT	47	at Texas A&M (09/21/2024)
PUNTS INSIDE 20	1	at Akron (10/05/2024)
	1	at Penn St. (09/07/2024)
LONG PUNT RETURN	0	at Akron (10/05/2024)
	0	at Penn St. (09/07/2024)

OPPONENT TEAM GAME HIGHS/LOWS

Opponent - Game Highs

RUSHES	43	at Texas A&M (09/21/2024)
	43	Fordham (08/29/2024)
YARDS RUSHING	235	at Texas A&M (09/21/2024)
YARDS PER RUSH	6.3	at Penn St. (09/07/2024)
TD RUSHES	2	Old Dominion (09/28/2024)
	2	at Penn St. (09/07/2024)
PASS ATTEMPTS	32	at Akron (10/05/2024)
PASS COMPLETIONS	21	at Akron (10/05/2024)
YARDS PASSING	219	Fordham (08/29/2024)
YARDS PER PASS	10.2	at Penn St. (09/07/2024)
TD PASSES	2	Old Dominion (09/28/2024)
	2	at Texas A&M (09/21/2024)
	2	at Penn St. (09/07/2024)
	2	Fordham (08/29/2024)
TOTAL PLAYS	72	at Texas A&M (09/21/2024)
TOTAL OFFENSE	438	at Penn St. (09/07/2024)
YARDS PER PLAY	7.7	at Penn St. (09/07/2024)
POINTS	34	at Penn St. (09/07/2024)
SACKS BY	4	at Akron (10/05/2024)
FIRST DOWNS	21	at Texas A&M (09/21/2024)
	21	at Penn St. (09/07/2024)
PENALTIES	7	at Penn St. (09/07/2024)
PENALTY YARDS	76	at Penn St. (09/07/2024)
TURNOVERS	1	at Texas A&M (09/21/2024)
	1	at Penn St. (09/07/2024)
PUNTS	6	Old Dominion (09/28/2024)
	6	Fordham (08/29/2024)

Opponent - Game Lows

RUSHES	22	at Akron (10/05/2024)
YARDS RUSHING	115	at Akron (10/05/2024)
YARDS PER RUSH	4.2	Fordham (08/29/2024)
TD RUSHES	0	at Texas A&M (09/21/2024)
	0	Fordham (08/29/2024)
PASS ATTEMPTS	20	at Penn St. (09/07/2024)
PASS COMPLETIONS	12	Old Dominion (09/28/2024)
YARDS PASSING	144	Old Dominion (09/28/2024)
YARDS PER PASS	5.3	Old Dominion (09/28/2024)
TD PASSES	0	at Akron (10/05/2024)
TOTAL PLAYS	54	at Akron (10/05/2024)
TOTAL OFFENSE	321	at Akron (10/05/2024)
YARDS PER PLAY	5.3	Old Dominion (09/28/2024)
POINTS	17	Fordham (08/29/2024)
SACKS BY	0	at Penn St. (09/07/2024)
	0	Fordham (08/29/2024)
FIRST DOWNS	15	at Akron (10/05/2024)
PENALTIES	2	at Akron (10/05/2024)
PENALTY YARDS	8	at Akron (10/05/2024)
INTERCEPTIONS BY	0	at Akron (10/05/2024)
	0	Fordham (08/29/2024)
PUNTS	3	at Texas A&M (09/21/2024)
PUNTING AVG	30.3	at Texas A&M (09/21/2024)
LONG PUNT	48	at Texas A&M (09/21/2024)
	48	Fordham (08/29/2024)
PUNTS INSIDE 20	0	at Texas A&M (09/21/2024)
LONG PUNT RETURN	0	at Akron (10/05/2024)
	0	at Texas A&M (09/21/2024)
	0	at Penn St. (09/07/2024)
	0	Fordham (08/29/2024)

BOWLING GREEN INDIVIDUAL GAME HIGHS**Bowling Green - Individual Game Highs**

RUSHES	20	Terion Stewart vs Old Dominion (09/28/2024)
YARDS RUSHING	161	Terion Stewart vs Fordham (08/29/2024)
TD RUSHES	3	Terion Stewart vs Fordham (08/29/2024)
LONG RUSH	73	Terion Stewart vs Fordham (08/29/2024)
PASS ATTEMPTS	39	Connor Bazelak at Penn St. (09/07/2024)
PASS COMPLETIONS	27	Connor Bazelak vs Old Dominion (09/28/2024)
YARDS PASSING	303	Connor Bazelak vs Old Dominion (09/28/2024)
TD PASSES	2	Connor Bazelak vs Old Dominion (09/28/2024)
	2	Connor Bazelak at Penn St. (09/07/2024)
LONG PASS	65	Connor Bazelak at Texas A&M (09/21/2024)
RECEPTIONS	12	Harold Fannin Jr. vs Old Dominion (09/28/2024)
YARDS RECEIVING	192	Harold Fannin Jr. vs Old Dominion (09/28/2024)
TD RECEPTIONS	2	Harold Fannin Jr. vs Old Dominion (09/28/2024)
LONG RECEPTION	65	Harold Fannin Jr. at Texas A&M (09/21/2024)
PUNTS	4	John Henderson at Akron (10/05/2024)
	4	John Henderson vs Old Dominion (09/28/2024)
	4	John Henderson at Texas A&M (09/21/2024)
PUNTING AVG	47.5	John Henderson vs Old Dominion (09/28/2024)
LONG PUNT	54	John Henderson vs Old Dominion (09/28/2024)
PUNTS INSIDE 20	3	John Henderson at Texas A&M (09/21/2024)
LONG PUNT RETURN	24	Justin Pegues vs Fordham (08/29/2024)
LONG KICKOFF RETURN	100	Justin Pegues vs Fordham (08/29/2024)
TACKLES	8	Charles Rosser vs Old Dominion (09/28/2024)
	8	Brock Horne at Texas A&M (09/21/2024)
	8	Joseph Sipp Jr. at Penn St. (09/07/2024)
	8	CJ Brown vs Fordham (08/29/2024)
	8	Joseph Sipp Jr. vs Fordham (08/29/2024)
SACKS	2	Charles Rosser at Akron (10/05/2024)
	2	Anthony Hawkins vs Fordham (08/29/2024)
TACKLES FOR LOSS	2.5	Anthony Hawkins vs Fordham (08/29/2024)

OPPONENT INDIVIDUAL GAME HIGHS

Opponent - Individual Game Highs

RUSHES	16	Le'Veon Moss at Texas A&M (09/21/2024)
	16	Julius Loughridge vs Fordham (08/29/2024)
YARDS RUSHING	119	Nicholas Singleton at Penn St. (09/07/2024)
TD RUSHES	1	Tahj Bullock at Akron (10/05/2024)
	1	Aaron Young vs Old Dominion (09/28/2024)
	1	Colton Joseph vs Old Dominion (09/28/2024)
	1	Nicholas Singleton at Penn St. (09/07/2024)
	1	Drew Allar at Penn St. (09/07/2024)
LONG RUSH	42	Julius Loughridge vs Fordham (08/29/2024)
PASS ATTEMPTS	32	Ben Finley at Akron (10/05/2024)
PASS COMPLETIONS	21	Ben Finley at Akron (10/05/2024)
YARDS PASSING	206	Ben Finley at Akron (10/05/2024)
TD PASSES	2	Grant Wilson vs Old Dominion (09/28/2024)
	2	Marcel Reed at Texas A&M (09/21/2024)
	2	Drew Allar at Penn St. (09/07/2024)
LONG PASS	75	Grant Wilson vs Old Dominion (09/28/2024)
RECEPTIONS	8	Tyler Warren at Penn St. (09/07/2024)
YARDS RECEIVING	146	Tyler Warren at Penn St. (09/07/2024)
TD RECEPTIONS	2	Pat Conroy vs Old Dominion (09/28/2024)
LONG RECEPTION	75	Pat Conroy vs Old Dominion (09/28/2024)
FIELD GOALS	4	Randy Bond at Texas A&M (09/21/2024)
LONG FIELD GOALS	53	Ethan Sanchez vs Old Dominion (09/28/2024)
PUNTS	6	Seamus Hall vs Old Dominion (09/28/2024)
	6	Will Haslett vs Fordham (08/29/2024)
PUNTING AVG	47.0	Riley Thompson at Penn St. (09/07/2024)
LONG PUNT	57	Seamus Hall vs Old Dominion (09/28/2024)
PUNTS INSIDE 20	3	Avery Book at Akron (10/05/2024)
	3	Will Haslett vs Fordham (08/29/2024)
LONG PUNT RETURN	10	Isiah Paige vs Old Dominion (09/28/2024)
LONG KICKOFF RETURN	23	Terry Bussey at Texas A&M (09/21/2024)
TACKLES	12	Bryan McCoy at Akron (10/05/2024)
SACKS	1	Bennett Adler at Akron (10/05/2024)
	1	Bruno Dall at Akron (10/05/2024)
	1	CJ Nunnally at Akron (10/05/2024)
	1	Kris Trinidad vs Old Dominion (09/28/2024)
	1	Koa Naotala vs Old Dominion (09/28/2024)
	1	Shemar Turner at Texas A&M (09/21/2024)
	1	Shemar Stewart at Texas A&M (09/21/2024)
TACKLES FOR LOSS	2.5	Kris Trinidad vs Old Dominion (09/28/2024)
INTERCEPTIONS	1	Jahron Manning vs Old Dominion (09/28/2024)
	1	Marcus Ratcliffe at Texas A&M (09/21/2024)
	1	Zakee Wheatley at Penn St. (09/07/2024)
	1	Tony Rojas at Penn St. (09/07/2024)

PARTICIPATION

##	Player	GP-GS	FU	PSU	AM	ODU	UA
0	Darius McClendon	5/0	XXX	XXX	XXX	XXX	XXX
0	Harold Fannin Jr.	5/5	START	START	START	START	START
1	Malcolm Johnson Jr.	5/3	XXX	START	START	XXX	START
1	Jordan Oladokun	5/5	START	START	START	START	START
2	Brock Horne	5/5	START	START	START	START	START
2	RJ Garcia II	0/0
3	Joseph Sipp Jr.	5/5	START	START	START	START	START
3	Lucian Anderson III	3/0	XXX	...	XXX	...	XXX
4	Terion Stewart	3/2	START	...	XXX	START	...
4	Edward Rhambo	5/1	XXX	START	XXX	XXX	XXX
5	Anthony Hawkins	5/5	START	START	START	START	START
5	Jaylon Tillman	3/2	START	START	XXX
6	CJ Brown	5/5	START	START	START	START	START
6	Jamal Johnson	5/3	START	XXX	START	START	XXX
7	Jacorey Benjamin	5/4	START	XXX	START	START	START
7	Connor Bazalak	5/5	START	START	START	START	START
8	Baron May	0/0
8	Trent Simms	5/0	XXX	XXX	XXX	XXX	XXX
9	Darius Lorfils	5/5	START	START	START	START	START
9	Isaac Hill	0/0
10	Levi Gazarek	5/4	START	XXX	START	START	START
10	Donny Stephens	2/0	XXX	XXX
11	Demetrius Hardamon	0/0
11	Finn Hogan	5/3	XXX	START	START	XXX	START
12	Camden Orth	0/0
12	Tracy Revels	5/0	XXX	XXX	XXX	XXX	XXX
13	Charles Rosser	5/5	START	START	START	START	START
13	Cynceir McNeal	0/0
14	Jackson Kleather	5/0	XXX	XXX	XXX	XXX	XXX
14	Jonny Sorensen	0/0
15	Avi McGary	5/4	START	XXX	START	START	START
15	Caleb Goodloe	2/0	XXX	XXX	...
16	Rahkeem Smith	5/1	XXX	START	XXX	XXX	XXX
16	Chace Davis	4/1	XXX	START	XXX	XXX	...
17	Trey Johnson	5/0	XXX	XXX	XXX	XXX	XXX
18	Jalen Burton	4/0	XXX	XXX	XXX	XXX	...
18	Winn Sharp	3/0	XXX	XXX	XXX
19	Alijah Williams	1/0	XXX
19	Shawn Thigpen	0/0
19	John Henderson	5/0	XXX	XXX	XXX	XXX	XXX
20	Justin Pegues	5/0	XXX	XXX	XXX	XXX	XXX
20	TJ Nelson	0/0
21	Todd Bumphis	1/0	XXX
21	Chris Edmonds	2/0	XXX	XXX
22	Nakai Amachree	0/0
22	Kal-EI Pascal	5/0	XXX	XXX	XXX	XXX	XXX
23	Myles Bradley	5/0	XXX	XXX	XXX	XXX	XXX
23	Jaden Copening	0/0
24	Justin Eklund	5/0	XXX	XXX	XXX	XXX	XXX
24	Bryce DeFalco	0/0
25	Jace Henry	1/0	XXX
25	Mar'Kel Porter	1/0	XXX
26	Cameron Pettaway	0/0
27	Coleman Teasdale	0/0
28	Jaison Patterson	5/2	XXX	START	XXX	XXX	START
28	Victor Vazquez	1/0	XXX
30	PaSean Wimberly	0/0
30	Dorian Pringle	5/0	XXX	XXX	XXX	XXX	XXX
31	D'kyah Banks	0/0
32	Patrick Day	5/0	XXX	XXX	XXX	XXX	XXX

##	Player	GP-GS	FU	PSU	AM	ODU	UA
33	Jordan Porter	5/0	XXX	XXX	XXX	XXX	XXX
34	Elias Owens	0/0
36	Jabari Mitchell	0/0
38	Dierre Kelly	4/0	XXX	...	XXX	XXX	XXX
39	Henry Reifschneider	1/0	XXX	...
40	Ethan Warner	0/0
41	Josira Andrews	0/0
41	Quillan Jimenez	0/0
42	Chris Williams	4/0	XXX	...	XXX	XXX	XXX
43	Martreece Dillard	0/0
44	David Afogho	1/0	XXX
45	Bam Booker	3/0	XXX	XXX	XXX
46	Zach Long	5/0	XXX	XXX	XXX	XXX	XXX
46	Devin Taborn	1/0	XXX
47	George Carlson	5/0	XXX	XXX	XXX	XXX	XXX
50	Alex Wollschlaeger	5/5	START	START	START	START	START
51	Dillon Robinson	1/0	XXX
52	Nick Reimer	3/3	START	START	START
53	Billie Roberts	4/2	...	XXX	XXX	START	START
54	Brody Boly	2/0	XXX	XXX	...
55	Tunde Fatukasi	5/5	START	START	START	START	START
55	Evan Branch-Haynes	5/0	XXX	XXX	XXX	XXX	XXX
56	Ian van der Merwe	0/0
57	Alex Padgett	5/5	START	START	START	START	START
57	DayIn White	2/0	XXX	XXX
60	Dontrez Brown	5/5	START	START	START	START	START
65	Jake Burns	5/0	XXX	XXX	XXX	XXX	XXX
70	Alex Harris	0/0
71	Rico Steele	1/0	XXX
72	Cade Zimmerly	1/0	XXX
75	Nate Pabst	5/5	START	START	START	START	START
77	James Thomas Jr.	1/0	XXX
80	Ocean Brabbs	0/0
81	Elijah Boyd	5/0	XXX	XXX	XXX	XXX	XXX
82	Eli Jacon-Duffy	0/0
83	Pierce St Geme	0/0
84	Dom Grguric	0/0
85	Travis Kenner	2/0	XXX	XXX
85	Caden Campbell	0/0
86	Ian Drummond	5/0	XXX	XXX	XXX	XXX	XXX
87	Jared Merk	5/0	XXX	XXX	XXX	XXX	XXX
88	Jacob Harris	4/0	XXX	XXX	XXX	XXX	...
89	Blane Cleaver	4/0	XXX	...	XXX	XXX	XXX
90	Davonte Miles	4/0	XXX	XXX	XXX	...	XXX
95	Joe Shimko	0/0
97	Darius Gaddy	0/0
98	Alan Anaya	3/0	XXX	XXX	XXX
98	Malik Moses	0/0
99	Ali Saad	5/5	START	START	START	START	START

2024 BOWLING GREEN FOOTBALL

BOWLING GREEN DRIVE CHARTS

VS. FORDHAM

Team	Qtr	Drive Started			Drive Ended			Consumed	
		Spot	Time	Obtained	Spot	Time	How lost	PI - Yds	TOP
BGSU	1st	BGSU22	12:59	Punt	FOR00	08:20	*TOUCHDOWN	10 - 78	04:39
BGSU		BGSU07	03:47	Punt	FOR00	00:09	*TOUCHDOWN	8 - 93	03:38
BGSU	2nd	FOR39	14:04	Punt	FOR00	09:54	*TOUCHDOWN	8 - 38	04:10
BGSU		BGSU15	07:58	Punt	BGSU40	05:16	Punt	5 - 25	02:42
BGSU	3rd	BGSU25	13:29	Kickoff	BGSU30	12:01	Punt	3 - 5	01:28
BGSU		BGSU06	06:55	Punt	FOR00	01:21	*TOUCHDOWN	13 - 94	05:34
BGSU	4th	BGSU14	08:51	Downs	FOR00	07:28	*TOUCHDOWN	3 - 86	01:23
BGSU		BGSU23	05:55	Punt	BGSU45	02:48	Punt	5 - 22	03:07
BGSU		BGSU25	00:24	Kickoff	BGSU24	00:00	End of half	1 - 1	00:24

VS. PENN STATE

Team	Qtr	Drive Started			Drive Ended			Consumed	
		Spot	Time	Obtained	Spot	Time	How lost	PI - Yds	TOP
BGSU	1st	BGSU25	15:00	Kickoff	PSU00	12:39	*TOUCHDOWN	6 - 75	02:21
BGSU		BGSU25	10:14	Kickoff	PSU15	04:50	*FIELD GOAL	10 - 60	05:24
BGSU		BGSU27	03:31	Punt	PSU00	12:48	*TOUCHDOWN	10 - 73	05:43
BGSU	2nd	BGSU25	11:48	Kickoff	BGSU45	08:29	Downs	6 - 20	03:19
BGSU		BGSU25	05:28	Kickoff	PSU00	03:32	*TOUCHDOWN	4 - 75	01:56
BGSU		BGSU25	00:10	Kickoff	BGSU23	00:00	End of half	1 - 2	00:10
BGSU	3rd	BGSU26	11:47	Punt	BGSU30	10:20	Punt	3 - 4	01:27
BGSU		BGSU33	06:08	Kickoff	BGSU30	05:14	Punt	3 - 3	00:54
BGSU		BGSU03	15:00	Interception	BGSU19	12:01	Punt	6 - 18	02:59
BGSU	4th	BGSU19	10:03	Punt	BGSU43	06:36	Interception	7 - 24	03:27
BGSU		BGSU15	05:09	Punt	BGSU14	04:16	Interception	3 - 1	00:53
BGSU		BGSU35	04:09	Kickoff	PSU24	00:47	*FIELD GOAL	9 - 41	03:22

VS. TEXAS A&M

Team	Qtr	Drive Started			Drive Ended			Consumed	
		Spot	Time	Obtained	Spot	Time	How lost	PI - Yds	TOP
BG	1st	BG 25	10:04	Kickoff	A&M48	06:11	Punt	7 - 27	03:53
BG		BG 45	04:43	Punt	A&M50	02:35	Punt	5 - 5	02:08
BG		BG 49	00:45	Punt	A&M15	13:35	*FIELD GOAL	7 - 36	02:10
BG	2nd	BG 25	10:17	Kickoff	A&M45	06:16	Punt	7 - 30	04:01
BG	3rd	BG 35	15:00	Kickoff	A&M00	14:48	*TOUCHDOWN	1 - 65	00:12
BG		BG 19	10:37	Kickoff	A&M00	05:24	*TOUCHDOWN	9 - 81	05:13
BG		A&M08	02:49	Punt	A&M10	01:57	Missed FG	4 - 1	00:21
BG	4th	BG 25	12:56	Kickoff	BG 28	11:35	Punt	3 - 3	01:21
BG		BG 25	07:15	Kickoff	A&M15	01:38	Interception	14 - 60	05:37
BG		A&M35	01:29	Fumble	A&M05	00:38	*FIELD GOAL	6 - 30	00:51

VS. OLD DOMINION

Team	Qtr	Drive Started			Drive Ended			Consumed	
		Spot	Time	Obtained	Spot	Time	How lost	PI - Yds	TOP
BGSU	1st	BGSU36	11:51	Kickoff	ODU43	07:37	Downs	7 - 21	04:14
BGSU		BGSU24	05:50	Punt	ODU00	00:31	*TOUCHDOWN	10 - 76	05:19
BGSU		BGSU19	00:16	Kickoff	ODU00	10:22	*TOUCHDOWN	9 - 81	04:54
BGSU	2nd	BGSU21	08:27	Kickoff	ODU33	01:55	Missed FG	13 - 46	06:32
BGSU		BGSU25	15:00	Kickoff	BGSU27	13:47	Punt	3 - 2	01:13
BGSU	3rd	BGSU41	12:30	Punt	ODU00	11:34	*TOUCHDOWN	2 - 59	00:56
BGSU		BGSU26	09:33	Punt	BGSU20	06:59	Punt	3 - 6	02:34
BGSU		BGSU16	03:12	Punt	BGSU45	14:48	Punt	5 - 29	03:24
BGSU	4th	ODU46	13:05	Punt	BGSU44	12:39	Interception	1 - 10	00:26
BGSU		BGSU25	11:57	Kickoff	ODU40	08:59	Punt	6 - 35	02:58
BGSU		ODU44	08:07	Punt	ODU00	03:01	*TOUCHDOWN	8 - 44	05:06
BGSU		BGSU23	00:19	Kickoff				3 - 17	00:00

VS. AKRON

Team	Qtr	Drive Started			Drive Ended			Consumed	
		Spot	Time	Obtained	Spot	Time	How lost	PI - Yds	TOP
BGSU	1st	BGSU04	09:45	Punt	AKRON00	07:03	*TOUCHDOWN	5 - 96	02:42
BGSU		BGSU25	04:31	Kickoff	BGSU33	02:32	Punt	3 - 8	01:59
BGSU	2nd	BGSU25	15:00	Kickoff	BGSU17	12:16	Punt	5 - 8	02:44
BGSU		BGSU08	10:07	Punt	AKRON28	01:55	*FIELD GOAL	16 - 64	08:12
BGSU		AKRON41	01:33	Punt	AKRON00	00:22	*TOUCHDOWN	5 - 41	01:11
BGSU	3rd	BGSU25	15:00	Kickoff	BGSU33	11:37	Punt	5 - 8	03:23
BGSU		BGSU02	07:35	Punt	AKRON13	14:56	*FIELD GOAL	13 - 85	07:39
BGSU	4th	BGSU25	13:13	Kickoff	BGSU29	11:33	Punt	3 - 4	01:40
BGSU		BGSU30	07:06	Kickoff	AKRON00	02:39	*TOUCHDOWN	11 - 70	04:27
BGSU		BGSU17	00:54	Downs	BGSU13	00:00	End of half	2 - 4	00:54

DRIVE CHARTS

OPPONENT DRIVE CHARTS

FORDHAM

Team	Qtr	Drive Started			Drive Ended			Consumed	
		Spot	Time	Obtained	Spot	Time	How lost	PI - Yds	TOP
FOR	1st	FOR35	14:48	Kickoff	FOR30	12:59	Punt	3 - 5	01:49
FOR		FOR15	08:14	Kickoff	BGSU42	03:47	Punt	8 - 43	04:27
FOR		FOR21	00:02	Kickoff	FOR27	14:04	Punt	3 - 6	00:58
FOR	2nd	FOR25	09:54	Kickoff	FOR42	07:58	Punt	3 - 17	01:56
FOR		FOR18	05:16	Punt	BGSU08	00:00	*FIELD GOAL	13 - 74	05:16
FOR	3rd	FOR25	15:00	Kickoff	BGSU00	13:35	*TOUCHDOWN	4 - 75	01:25
FOR		FOR29	12:01	Punt	BGSU38	06:55	Punt	8 - 33	05:08
FOR		FOR26	01:15	Kickoff	BGSU14	08:51	Downs	15 - 60	07:24
FOR	4th	FOR15	07:23	Kickoff	FOR23	05:55	Punt	3 - 8	01:28
FOR		FOR05	02:48	Punt	BGSU00	00:24	*TOUCHDOWN	7 - 95	02:24

PENN STATE

Team	Qtr	Drive Started			Drive Ended			Consumed	
		Spot	Time	Obtained	Spot	Time	How lost	PI - Yds	TOP
PSU	1st	PSU25	12:39	Kickoff	BGSU00	10:14	*TOUCHDOWN	6 - 75	02:25
PSU		PSU25	04:50	Kickoff	PSU17	03:31	Punt	3 - 8	01:19
PSU	2nd	PSU25	12:48	Kickoff	BGSU00	11:48	*TOUCHDOWN	3 - 75	01:00
PSU		BGSU45	08:29	Downs	BGSU26	05:28	*FIELD GOAL	6 - 19	03:01
PSU		PSU25	03:32	Kickoff	BGSU11	00:10	*FIELD GOAL	10 - 64	03:22
PSU	3rd	PSU25	15:00	Kickoff	PSU25	11:47	Punt	5 - 0	03:13
PSU		PSU15	10:20	Punt	BGSU00	06:13	*TOUCHDOWN	8 - 85	04:07
PSU		PSU37	05:14	Punt	BGSU12	00:00	Interception	9 - 51	05:14
PSU	4th	PSU40	12:01	Punt	PSU41	10:03	Punt	4 - 1	01:58
PSU		PSU38	06:36	Interception	PSU42	05:09	Punt	3 - 4	01:27
PSU		BGSU44	04:16	Interception	BGSU00	04:09	*TOUCHDOWN	1 - 41	00:07
PSU		PSU49	00:45	Kickoff	PSU44	00:00	End of half	1 - 5	00:45

TEXAS A&M

Team	Qtr	Drive Started			Drive Ended			Consumed	
		Spot	Time	Obtained	Spot	Time	How lost	PI - Yds	TOP
A&M	1st	A&M25	15:00	Kickoff	BG 00	10:04	*TOUCHDOWN	11 - 75	04:56
A&M		A&M10	06:11	Punt	A&M15	04:43	Punt	3 - 5	01:28
A&M		A&M04	02:35	Punt	A&M03	00:45	Punt	3 - 1	01:50
A&M	2nd	BG 44	12:45	Kickoff	BG 11	10:17	*FIELD GOAL	7 - 33	02:28
A&M		A&M11	06:16	Punt	BG 12	00:02	*FIELD GOAL	18 - 77	06:14
A&M	3rd	A&M25	14:48	Kickoff	BG 00	10:43	*TOUCHDOWN	8 - 75	04:05
A&M		A&M23	05:17	Kickoff	A&M27	02:49	Punt	3 - 4	02:28
A&M		A&M20	01:57	FieldGoalMissed	BG 16	12:56	*FIELD GOAL	12 - 64	04:01
A&M	4th	A&M25	11:35	Punt	BG 25	07:15	*FIELD GOAL	9 - 50	04:20
A&M		A&M20	01:38	Interception	A&M35	01:29	Fumble	1 - 15	00:09
A&M		BG 44	00:37	Kickoff	BG 46	00:00	End of half	1 - 2	00:37

OLD DOMINION

Team	Qtr	Drive Started			Drive Ended			Consumed	
		Spot	Time	Obtained	Spot	Time	How lost	PI - Yds	TOP
ODU	1st	ODU25	15:00	Kickoff	BGSU00	11:57	*TOUCHDOWN	8 - 75	03:03
ODU		ODU43	07:37	Downs	ODU45	05:50	Punt	3 - 2	01:47
ODU		ODU25	00:31	Kickoff	BGSU00	00:20	*TOUCHDOWN	1 - 75	00:11
ODU	2nd	ODU25	10:22	Kickoff	BGSU36	08:33	*FIELD GOAL	7 - 39	01:49
ODU		ODU33	01:55	FieldGoalMissed	BGSU41	00:00	Missed FG	10 - 26	01:55
ODU	3rd	ODU29	13:47	Punt	ODU28	12:30	Punt	3 - 1	01:17
ODU		ODU25	11:34	Kickoff	ODU17	09:33	Punt	3 - 8	02:01
ODU		ODU33	06:59	Punt	BGSU33	03:12	Punt	9 - 34	03:47
ODU	4th	ODU07	14:48	Punt	ODU07	13:05	Punt	3 - 0	01:43
ODU		BGSU20	12:39	Interception	BGSU00	11:57	*TOUCHDOWN	2 - 20	00:42
ODU		ODU01	08:59	Punt	ODU05	08:07	Punt	3 - 4	00:52
ODU		ODU21	02:55	Kickoff	BGSU00	00:24	*TOUCHDOWN	13 - 79	02:31

AKRON

Team	Qtr	Drive Started			Drive Ended			Consumed	
		Spot	Time	Obtained	Spot	Time	How lost	PI - Yds	TOP
AKRON	1st	AKRON25	15:00	Kickoff	AKRON50	08:			

**GAME 1 • Bowling Green 41, Fordham 17
Aug. 29 • Bowling Green, Ohio**

Game Notes

- The win was BGSU's 175th all-time at Doyt Perry Stadium.
- BGSU won its season opener for the first time since 2019 when the Falcons beat Morgan State in the first game of the Scot Loeffler era.
- BGSU opened the game with a 100-yard kick return for a touchdown. It was the first time BGSU returned a kick for a touchdown since the 2022 Quick Lane Bowl (75 yards). The 100-yard kick return was a school record.
- BGSU had its streak of consecutive games forcing at least one turnover snapped at 14 games.
- Eleven Falcons made their collegiate debut: ILB David Afogho, WR Caleb Goodloe, CB Jace Henry, WR Trey Johnson, CB Kal-EI Pascal, S RB Mar'Kel Porter, ILB Dorian Pringle, S Tracy Revels, WR Winn Sharp, OL Rico Steele, OLB Alijah Williams.
- RB Terion Stewart finished with 161 rushing yards and three touchdowns. The three touchdowns tied his career high.
- The 161 rushing yards is the second-most by a Falcon against an FCS opponent. P.J. Pope had 162 against Liberty in 2003.
- With 26 rushing yards, Jaison Patterson surpassed 1,000 for his career. He is the 40th Falcon to do so.
- RB Justin Pegues set a school record on the first play of the game when he returned the opening kick 100 yards for a touchdown. It was his first touch as a Falcon. The previous long kick return was 96 yards by Clint Stephens against Ball State in 2014.
- DL Anthony Hawkins notched a career-high 2.0 sacks.

Score by Quarters:

Fordham	0	3	7	7	— 17
Bowling Green	20	7	7	7	— 41

Scoring Summary:

1st 14:48 BGSU - #20 J.Pegues 100 yd kickoff return (#14 J.Kleather kick missed), 00:00 0-13
 1st 08:20 BGSU - #4 T.Stewart 7 yd rush (#14 J.Kleather kick), 10-78, 04:39 0-13
 1st 00:09 BGSU - #3 L.Anderson III 13 yd rush (#14 J.Kleather kick), 8-93, 03:38 0-20
 2nd 09:54 BGSU - #7 C.Bazelak 8 yd rush (#14 J.Kleather kick), 8-38, 04:10 0-27
 2nd 00:00 FOR - #86 B.Henderson 24 yd FG, 13-74, 05:16 3-27
 3rd 13:35 FOR - #6 C.Thornton 30 yd pass from #8 C.Montes (#86 B.Henderson kick), 4-75, 01:25 10-27
 3rd 01:21 BGSU - #4 T.Stewart 7 yd rush (#14 J.Kleather kick), 13-94, 05:34 10-34
 4th 07:28 BGSU - #4 T.Stewart 73 yd rush (#14 J.Kleather kick), 3-86, 01:23 10-41
 4th 00:24 FOR - #17 J.Betten 60 yd pass from #11 J.Capaldi (#86 B.Henderson kick), 7-95, 02:24 17-41

Attendance—12,786

	FOR	BG		FOR	BG
FIRST DOWNS	18	22	Punts (Number-Avg)	6-39.8	3-44.3
RUSHES-YARDS (NET)	42-182	33-305	Fumbles-Lost	0-0	0-0
PASSING YDS (NET)	219	170	Penalties-Yards	6-40	7-85
Passes Att-Comp-Int	23-14-0	23-16-0	Possession Time	32:37	27:23
TOTAL OFFENSE PLAYS-YARDS	65-401	56-475	Third-Down Conversions	4 of 16	5 of 9
Fumble Returns-Yards	0-0	0-0	Fourth-Down Conversions	4 of 5	1 of 1
Punt Returns-Yards	0-0	2-16	Red-Zone Scores-Chances	1-2	4-4
Kickoff Returns-Yards	4-71	2-123	Sacks By: Number-Yards	0-0	5-27
Interception Returns-Yards	0-0	0-0			

RUSHING: Fordham-Julius Loughridge 16-112, C.J. Montes 15-30, Ricky Parks 8-29, Jack Kaiser 3-11. **Bowling Green**-Terion Stewart 14-161-3, John Henderson 1-29, Lucian Anderson III 2-27-1, Connor Bazelak 2-27-1, Jaison Patterson 7-26, Rahkeem Smith 2-10, Justin Pegues 1-10, Chris Edmonds 2-8, Mar'Kel Porter 1-8, TEAM 1(-1).

PASSING: Fordham- C.J. Montes 13-21-0-159, Jack Capaldi 1-2-0-60. **Bowling Green**- Connor Bazelak 15-22-0-168, Lucian Anderson III 1-1-0-2.

RECEIVING: Fordham- Garrett Cody 6-49, Julius Loughridge 4-66, Cole Thornton 2-33-1, Jack Betten 1-60-1, Ricky Gonzalez II 1-11. **Bowling Green**- Harold Fannin Jr. 6-67, Jamal Johnson 4-54, Malcolm Johnson Jr. 3-33, Jaison Patterson 1-7, Finn Hogan 1-6, Elijah Boyd 1-3.

**GAME 2 • Penn State 34, Bowling Green 27
Sept. 7 • University Park, Pa.**

Game Notes

- The seven-point loss to Penn State (34-27) is the fewest points the Falcons have lost to a Top-10 Associated Press opponent. The previous low was 16 points to then-No. 2 Oklahoma in 2004 (40-24).
- Bowling Green scored a touchdown on its opening drive of the game, which snapped Penn State's streak of 28 games not allowing an opponent to score a first-drive touchdown. It was the longest active streak in the nation entering the game.
- QB Connor Bazelak surpassed 900 completions and 50 passing touchdowns for his career.
- The 11 receptions push Fannin past Gerry Bayless (75) and Quintin Morris (75) for No. 5 all-time at BGSU in career receptions by a tight end.
- With 137 receiving yards, Fannin became the 43rd Falcon to reach 1,000-career receiving yards. He also surpassed Christian Sims for No. 4 all-time at BGSU for career receiving yards by a tight end.
- Both the 137 receiving yards and 11 receptions are a career high for Fannin.
- With one receiving touchdown, Fannin moved into a tie for third all-time at BGSU in career receiving touchdowns by a tight end with eight. He shares the mark with Jimmy Scheidler (2007-09).
- With eight receptions, WR Malcolm Johnson broke his career high for the second game in a row and also had a career-high 81 receiving yards.
- RB Jamal Johnson scored his first career rushing touchdown.
- CB Jacorey Benjamin collected his first interception of his BGSU career to end the third quarter. It was his first FBS career interception. He notched six previous ones at the FCS level at Texas Southern.

Score by Quarters:

Bowling Green	10	14	0	3	— 27
Penn State	7	13	7	7	— 34

Scoring Summary:

1st 12:39 BGSU - #0 H.Fannin Jr. 6 yd pass from #7 C.Bazelak (#14 J.Kleather kick), 6-75, 02:21 7-0
 1st 10:14 PSU - #15 D.Allar 5 yd rush (#93 S.Sahaydak kick), 6-75, 02:25 7-7
 1st 04:50 BGSU - #14 J.Kleather 33 yd FG, 10-60, 05:24 10-7
 2nd 12:48 BGSU - #1 M.Johnson Jr. 15 yd pass from #7 C.Bazelak (#14 J.Kleather kick), 10-73, 05:43 17-7
 2nd 11:48 PSU - #5 O.Evans 29 yd pass from #15 D.Allar (#93 S.Sahaydak kick), 3-75, 01:00 17-14
 2nd 05:28 PSU - #93 S.Sahaydak 43 yd FG, 6-19, 03:01 17-17
 2nd 03:32 BGSU - #6 J.Johnson 41 yd rush (#14 J.Kleather kick), 4-75, 01:56 24-17
 2nd 00:10 PSU - #93 S.Sahaydak 28 yd FG, 10-64, 03:22 24-20
 3rd 06:13 PSU - #10 N.Singleton 14 yd pass from #15 D.Allar (#93 S.Sahaydak kick), 8-85, 04:07 24-27
 4th 04:09 PSU - #10 N.Singleton 41 yd rush (#93 S.Sahaydak kick), 1-41, 00:07 24-34
 4th 00:47 BGSU - #14 J.Kleather 42 yd FG, 9-41, 03:22 27-34

Attendance—103,861

	BG	PSU		BG	PSU
FIRST DOWNS	20	21	Punts (Number-Avg)	3-40.7	4-47.0
RUSHES-YARDS (NET)	121	234	Fumbles-Lost	0-0	1-0
PASSING YDS (NET)	254	204	Penalties-Yards	3-18	7-76
Passes Att-Comp-Int	40-25-2	20-13-1	Possession Time	32:00	28:00
TOTAL OFFENSE PLAYS-YARDS	66-375	57-438	Third-Down Conversions	7-14	2-9
Fumble Returns-Yards	0-0	0-0	Fourth-Down Conversions	0-1	1-1
Punt Returns-Yards	1-0	1(-7)	Red-Zone Scores-Chances	3-3	3-4
Kickoff Returns-Yards	1-15	0-0	Sacks By: Number-Yards	2-27	0-0
Interception Returns-Yards	1-3	2-0			

RUSHING: Bowling Green- Jaison Patterson 16-57, Jamal Johnson 5-46, Justin Pegues 3-18, Connor Bazelak 1-2, TEAM 1(-2). **Penn State**- Nicholas Singleton 13-119-1, Kaytron Allen 14-101, Beau Pribula 2-12, Drew Allar 7-7-1, TEAM 1(-5).

PASSING: Bowling Green- Connor Bazelak 25-39-2-254, Harold Fannin Jr. 0-1-0-0. **Penn State**- Drew Allar 13-20-1-204.

RECEIVING: Bowling Green- Harold Fannin Jr. 11-137-1, Malcolm Johnson Jr. 8-81-1, Justin Pegues 3-11, Rahkeem Smith 2-24, Jamal Johnson 1-1. **Penn State**- Tyler Warren 8-146, Omari Evans 2-34-1, Nicholas Singleton 1-14-1, Khalil Dinkins 1-7, Julian Fleming 1-3.

**GAME 3 • Texas A&M 26, Bowling Green 20
Sept. 21 • College Station, Texas**

Game Notes

- BGSU played its 10th all-time game in the state of Texas and its first all-time against Texas A&M.
- BGSU blocked a punt in the third quarter. It was the first blocked punt of the year and BGSU's eighth since the start of the 2022 season, which is tied for the most in the nation.
- BGSU played an Associated Press ranked opponent in back-to-back games for the first time in program history. The Falcons lost those games by a combined 13 points to then-No. 8 Penn State and No. 25 Texas A&M.
- Fannin scored on a 65-yard touchdown on the first play from scrimmage in the third quarter. It was a career long reception, and his 145 receiving yards for the game were a career high.
- TE Jacob Harris notched his first career reception on a three-yard pass.

Score by Quarters:

Bowling Green	0	3	14	3	—	20
Texas A&M	7	6	7	6	—	26

Scoring Summary:

1st 10:04 A&M - #17T.Melin Öhrström 27 yd pass from #10 M.Reed (#47 R.Bond kick), 11-75, 04:56 0-7
 2nd 13:35 BG - #14 J.Kleather 33 yd FG, 7-36, 02:10 3-7
 2nd 10:17 A&M - #47 R.Bond 28 yd FG, 7-33, 02:28 3-10
 2nd 00:02 A&M - #47 R.Bond 29 yd FG, 18-77, 06:14 3-13
 3rd 14:48 BG - #0 H.Fannin Jr. 65 yd pass from #7 C.Bazelak (#14 J.Kleather kick), 1-65, 00:12 10-13
 3rd 10:43 A&M - #9 J.Walker 5 yd pass from #10 M.Reed (#47 R.Bond kick), 8-75, 04:05 10-20
 3rd 05:24 BG - #16 R.Smith 40 yd rush (#14 J.Kleather kick), 9-81, 05:13 17-20
 4th 12:56 A&M - #47 R.Bond 34 yd FG, 12-64, 04:01 17-23
 4th 07:15 A&M - #47 R.Bond 42 yd FG, 9-50, 04:20 17-26
 4th 00:38 BG - #14 J.Kleather 23 yd FG, 6-30, 00:51 20-26

Attendance—99,523

	BG	TAMU		BG	TAMU
FIRST DOWNS	17	21	Punts (Number-Avg)	4-41.2	3-30.3
RUSHES-YARDS (NET)	89	235	Fumbles-Lost	0-0	1-1
PASSING YDS (NET)	250	173	Penalties-Yards	4-39	6-43
Passes Att-Comp-Int	37-20-1	29-16-0	Possession Time	26:26	33:34
TOTAL OFFENSE PLAYS-YARDS	60-339	72-408	Third-Down Conversions	3-12	6-15
Fumble Returns-Yards	0-0	0-0	Fourth-Down Conversions	2-2	2-2
Punt Returns-Yards	2-22	0-0	Red-Zone Scores-Chances	2-4	4-4
Kickoff Returns-Yards	2-45	2-23	Sacks By: Number-Yards	1-3	2-17
Interception Returns-Yards	0-0	1-0			

RUSHING: Bowling Green-Terion Stewart 13-42, Rahkeem Smith 1-40-1, Jaison Patterson 4-25, Jamal Johnson 2-1, Lucian Anderson III 1-(-2), Connor Bazelak 2-(-17). **Texas A&M**- Marcel Reed 12-91, Le'Veon Moss 16-90, Amari Daniels 9-34, EJ Smith 3-8, Jabre Barber 1-8, Noah Thomas 1-6, TEAM 1-(-2).

PASSING: Bowling Green- Connor Bazelak 20-36-1-250, Justin Pegues 0-1-0-0. **Texas A&M**- Marcel Reed 16-29-0-173.

RECEIVING: Bowling Green- Harold Fannin Jr. 8-145-1, Jamal Johnson 5-34, Jaison Patterson 2-25, Malcolm Johnson Jr. 2-20, Rahkeem Smith 1-14, Finn Hogan 1-9, Jacob Harris 1-3. **Texas A&M**- Noah Thomas 5-38, Jahdae Walker 3-45-1, Jabre Barber 3-13, Tre Watson 2-20, Theo Melin Ohstrom 1-27-1, Le'Veon Moss 1-20, Terry Bussey 1-10.

**GAME 4 • Old Dominion 30, Bowling Green 27
Sept. 28 • Bowling Green, Ohio**

Game Notes

- TE Harold Fannin Jr. set the BGSU single-game record for receiving yards in a game by a tight end with 188 receiving yards. His 12 receptions are second-most by a BGSU tight end in a game and were a career high.
- Fannin finished with two receiving touchdowns, which broke the BGSU record for career receiving touchdowns by a tight end. He passed Mark Dowdell (1981-84) and Alex Bayer (2010-13) who shared the previous record with 10.
- Fannin secured 100+ receiving yards for the third game in a row and the fourth time in his career. A BGSU tight end has notched 100+ receiving yards in a game only seven times in program history and Fannin owns four of those games. He is the only BGSU tight end to accomplish the feat more than once.
- QB Connor Bazelak finished with 303 passing yards to push him past 10,000 for his career. He is one of five active FBS players with 10,000+ passing yards.
- Charles Rosser had a career-high eight tackles.

Score by Quarters:

Old Dominion	14	3	0	13	—	30
Bowling Green	7	7	7	6	—	27

Scoring Summary:

1st 11:57 ODU - #15 P.Conroy 9 yd pass from #7 G.Wilson (#92 E.Sanchez kick), 8-75, 03:03 7-0
 1st 00:31 BGSU - #0 H.Fannin Jr. 18 yd pass from #7 C.Bazelak (#14 J.Kleather kick), 10-76, 05:19 7-7
 1st 00:20 ODU - #15 P.Conroy 75 yd pass from #7 G.Wilson (#92 E.Sanchez kick), 1-75, 00:11 14-7
 2nd 10:22 BGSU - #28 J.Patterson 17 yd rush (#14 J.Kleather kick), 9-81, 04:54 14-14
 2nd 08:33 ODU - #92 E.Sanchez 53 yd FG, 7-39, 01:49 17-14
 3rd 11:34 BGSU - #0 H.Fannin Jr. 59 yd pass from #7 C.Bazelak (#14 J.Kleather kick), 2-59, 00:00 17-21
 4th 11:57 ODU - #2 C.Joseph 14 yd rush (#92 E.Sanchez kick missed), 2-20, 00:42 23-21
 4th 03:01 BGSU - #4T.Stewart 13 yd rush (#5 J.Tillman pass from #7 C.Bazelak failed), 8-44, 05:06 23-27
 4th 00:24 ODU - #5 A.Young 4 yd rush (#92 E.Sanchez kick), 13-79, 02:31 30-27

Attendance—19,140

	ODU	BG		ODU	BG
FIRST DOWNS	16	23	Punts (Number-Avg)	6-37.8	4-47.8
RUSHES-YARDS (NET)	36-189	33-96	Fumbles-Lost	0-0	2-0
PASSING YDS (NET)	144	303	Penalties-Yards	6-48	7-65
Passes Att-Comp-Int	27-12-0	36-27-1	Possession Time	21:44	38:16
TOTAL OFFENSE PLAYS-YARDS	63-333	69-399	Third-Down Conversions	6-15	8-16
Fumble Returns-Yards	0-0	0-0	Fourth-Down Conversions	1-1	1-2
Punt Returns-Yards	2-12	5-13	Red-Zone Scores-Chances	3-3	3-4
Kickoff Returns-Yards	1-19	4-80	Sacks By: Number-Yards	1-8	4-14
Interception Returns-Yards	1-42	0-0			

RUSHING: Old Dominion- Aaron Young 12-74-1, Colton Joseph 9-65-1, Grant Wilson 5-28, Bryce Duke 6-14, Devin Roche 3-4, Demariyon Houston 1-4. **Bowling Green**-Terion Stewart 20-67-1, Jaison Patterson 8-43-1, Jamal Johnson 1-0, Rahkeem Smith 1-0, Connor Bazelak 3-(-14).

PASSING: Old Dominion- Grant Wilson 6-14-0-118, Colton Joseph 6-13-0-26. **Bowling Green**- Connor Bazelak 27-36-1-303.

RECEIVING: Old Dominion- Pat Conroy 3-99-2, Isiah Paige 3-38, Demariyon Houston 3-(-1), Diante Vines 2-5, Aaron Young 1-3. **Bowling Green**- Harold Fannin Jr. 12-192-2, Malcolm Johnson Jr. 3-29, Jamal Johnson 3-16, Rahkeem Smith 2-29, Levi Gazerek 2-17, Finn Hogan 2-8, Justin Pegues 2-5, Jaison Patterson 1-13.

GAME 5 • Bowling Green 27, Akron 20
Oct. 5 • Akron, Ohio

Game Notes

- The win for Bowling Green was the 300th MAC win in program history. BGSU is No. 3 all-time in league history in wins.
- TE Harold Fannin Jr. finished with 135 receiving yards, which continued his program record with his fourth consecutive game with 100+ receiving yards. It was the fifth of his career.
- Fannin tallied 109 of his receiving yards in the first half.
- PK Jackson Kleather connected on a career-long 45-yard field goal.
- TB Jaison Patterson had a career-high two rushing touchdowns.
- OLB Charles Rosser had a career-high 2.0 sacks.

Score by Quarters:

Bowling Green	7	10	0	10	—	27
Akron	10	0	0	10	—	20

Scoring Summary:

1st 07:03 BGSU - #28 J.Patterson 2 yd rush (#14 J.Kleather kick), 5-96, 02:42 7-0
 1st 04:31 AKRON - #37 G.Smith 47 yd FG, 6-45, 02:32 7-3
 1st 00:00 AKRON - #49 L.Reardon 0 yd fumble return (#37 G.Smith kick), 6-22, 02:32 7-10
 2nd 01:55 BGSU - #14 J.Kleather 45 yd FG, 16-64, 08:12 10-10
 2nd 00:22 BGSU - #28 J.Patterson 9 yd rush (#14 J.Kleather kick), 5-41, 01:11 17-10
 4th 14:56 BGSU - #14 J.Kleather 31 yd FG, 13-85, 07:39 20-10
 4th 13:13 AKRON - #12T.Bullock 5 yd rush (#37 G.Smith kick), 3-75, 01:43 20-17
 4th 07:13 AKRON - #37 G.Smith 38 yd FG, 8-59, 04:20 20-20
 4th 02:39 BGSU - #0 H.Fannin Jr. 31 yd rush (#14 J.Kleather kick), 11-70, 04:27 27-20

Attendance—9,337

	BG	UA		BG	UA
FIRST DOWNS	20	15	Punts (Number-Avg)	4-45.8	5-39.2
RUSHES-YARDS (NET)	36-118	22-115	Fumbles-Lost	1-1	1-0
PASSINGYDS (NET)	268	206	Penalties-Yards	5-35	2-8
Passes Att-Comp-Int	30-24-0	32-21-0	Possession Time	34:58	25:02
TOTAL OFFENSE PLAYS-YARDS	66-386	54-321	Third-Down Conversions	7-14	3-11
Fumble Returns-Yards	0-0	1-0	Fourth-Down Conversions	1-1	0-1
Punt Returns-Yards	1-(-6)	0-0	Red-Zone Scores-Chances	3-3	2-3
Kickoff Returns-Yards	1-30	0-0	Sacks By: Number-Yards	3-29	4-25
Interception Returns-Yards	0-0	0-0			

RUSHING: Bowling Green- Patterson 18-52-2, Harold Fannin Jr. 2-37-1, Lucian Anderson III 2-24, Jamal Johnson 3-11, Rahkeem Smith 2-10, Justin Pegues 1-10, TEAM 3-(-3), Connor Bazalak 5-(-23). **Akron-**Jordon Simmons 9-73, Ben Finley 8-32, Charles Kellom 3-6, Tahj Bullock 1-5-1, TEAM 1-(-1).

PASSING: Bowling Green- Connor Bazalak 24-30-0-268. **Akron-** Ben Finley 21-32-0-206.

RECEIVING: Bowling Green- Harold Fannin Jr. 9-135, Finn Hogan 6-67, Malcolm Johnson Jr. 6-44, Jaison Patterson 2-15, Levi Gazerek 1-7. **Akron-**Jordon Simmons 5-32, Israel Polk 5-17, Adrian Norton 3-78, Jake Newell 3-17, Ahmarian Granger 2-26, Charles Kellom 2-14, Bobby Golden 1-22.

2024 BOWLING GREEN FOOTBALL

98 ALAN ANAYA

Field Goals: 2, three times, last at WMU, Nov. 21, 2023
PATs: 5 vs. EU, Sept. 9, 2023
vs. Akron, Oct. 21, 2023
PAT Attempts: 5 vs. EU, Sept. 9, 2023
vs. Akron, Oct. 21, 2023
Long FG: 42 at Michigan Sept. 16, 2023

3 LUCIAN ANDERSON III

Pass Attempts: 1, vs. Fordham, Aug. 29, 2024
Pass Completions: 1, vs. Fordham, Aug. 29, 2024
Pass Yards: 2, vs. Fordham, Aug. 29, 2024
Long Pass: 2, vs. Fordham, Aug. 29, 2024
Rush Attempts: 4, vs. Akron, Oct. 21, 2023
Rushing Yards: 27, vs. Fordham, Aug. 29, 2024
Rushing TDs: 1, at Kent State, Nov. 8, 2023
vs. Fordham, Aug. 29, 2024
Longest Rush: 19, at Akron, Oct. 5, 2024
Longest TD Rush: 13, vs. Fordham, Aug. 29, 2024

7 CONNOR BAZELAK

Pass attempts: 66*, at Cincinnati, Sept. 24, 2022
Pass Completions: 34*, at Kentucky, Sept. 11, 2021
Pass Yards: 406*, LSU, Oct. 10, 2020
Long Pass: 69*, LSU, Oct. 10, 2020
Rush Yards: 40*, vs. Kentucky, Oct. 24, 2020
Long Rush: 19, vs. Fordham, Aug. 29, 2024
Passing TDs: 4*, LSU Oct. 10, 2020
at Kentucky, Sept. 11, 2021

Rush TDs: 1 6x, last vs. Fordham, Aug. 29, 2024
Receptions: 1, vs. Maryland, Oct. 15, 2022
Longest Reception: 23, vs. Maryland, Oct. 15, 2022
Receiving Yards: 23, vs. Maryland, Oct. 15, 2022

*- while at Indiana
^ - while at Missouri

81 ELIJAH BOYD

Receptions: 1, vs. Fordham, Aug. 29, 2024
Receiving Yards: 3, vs. Fordham, Aug. 29, 2024
Long reception: 3, vs. Fordham, Aug. 29, 2024

86 IAN DRUMMOND

Receptions: 1, JMU, Sept. 28, 2019
Receiving Yards: 5, JMU, Sept. 28, 2019
Long reception: 5, JMU, Sept. 28, 2019

21 CHRIS EDMONDS

Rush Attempts: 2, vs. Fordham, Aug. 29, 2024
Rushing Yards: 8, vs. Fordham, Aug. 29, 2024
Long Rush: 5, vs. Akron, Oct. 21, 2023
vs. Fordham, Aug. 29, 2024

0 HAROLD FANNIN JR.

Receptions: 12, vs. Old Dominion, Sept. 28, 2024
Receiving Yards: 188, vs. Old Dominion, Sept. 28, 2024
Long Reception: 65, at Texas A&M, Sept. 21, 2024
Receiving TD: 2, vs. Toledo, Nov. 14, 2023
vs. Old Dominion, Sept. 28, 2024
Rush Attempts: 5, at Kent State, Nov. 8, 2023
Rush Yards: 37, at Akron, Oct. 5, 2024
Long rush: 31, at Akron, Oct. 5, 2024
Rush TD: 1, 5x, last at Akron, Oct. 5, 2024
Pass Attempts: 1, at Penn State, Sept. 7, 2024
All-purpose yards: 188, vs. Old Dominion, Sept. 28, 2024

2 RJ GARCIA II

Receptions: 5*, vs. Southeast Mo. State, Sept. 2, 2023
Receiving Yards: 119*, vs. Southeast Mo. State, Sept. 2, 2023
Long Reception: 44*, vs. Southeast Mo. State, Sept. 2, 2023
Receiving TDs: 1*, vs. TCU, Dec. 3, 2022
vs. Southeast Mo. State, Sept. 2, 2023
Rush yards: 3*, at Kansas, Nov. 6, 2021

*- while at Kansas State

10 LEVI GAZAREK

Receptions: 3, at Tennessee, Sept. 2, 2021
at Kent State, Oct. 2, 2021
at Michigan, Sept. 16, 2023
Receiving Yards: 23, at Tennessee, Sept. 2, 2021
Long Reception: 19, at Kent State, Oct. 2, 2021
All-Purpose Yards: 23, at Tennessee, Sept. 2, 2021
Tackles: 1, Kent State, Nov. 9, 2022

84 DOM GRGURIC

Receptions: 5, Indiana Wesleyan, Sept. 3, 2022
Receiving Yards: 45, Indiana Wesleyan, Sept. 3, 2022
Morehead St., Oct. 22, 2022
Long Reception: 44, Morehead St., Oct. 22, 2022
Long Kick Return: 13, at Dayton, Oct. 29, 2022
Tackles: 2, Dayton Oct. 23, 2021
at Illinois St. Sept. 10, 2022

*- while at Valparaiso

88 JACOB HARRIS

Receptions: 1, at Texas A&M, Sept. 21, 2024
Receiving Yards: 3, at Texas A&M, Sept. 21, 2024
Long Reception: 3, at Texas A&M, Sept. 21, 2024

19 JOHN HENDERSON

Rush Attempts: 1, vs. Fordham, Aug. 29, 2024
Rushing Yards: 29, vs. Fordham, Aug. 29, 2024
Longest Rush: 29, vs. Fordham, Aug. 29, 2024
Punts: 4, at Texas A&M, Sept. 21, 2024
vs. Old Dominion, Sept. 28, 2024
at Akron, Oct. 5, 2024
Punt Yardage: 191, vs. Old Dominion, Sept. 28, 2024
Punt Average: 47.8, vs. Old Dominion, Sept. 28, 2024
Long Punt: 54, vs. Old Dominion, Sept. 28, 2024
Punts Inside 20: 3, at Texas A&M, Sept. 21, 2024

11 FINN HOGAN

Receptions: 6, at Georgia Tech, Sep. 30, 2023
at Akron, Oct. 5, 2024
Receiving Yards: 102, at Georgia Tech, Sep. 30, 2023
Receiving TDs: 1*, at Penn State, Sept. 24, 2022
at Georgia Tech, Sep. 30, 2023
Long Reception: 50, at Georgia Tech, Sep. 30, 2023

*- while at Central Michigan

6 JAMAL JOHNSON

Receptions: 5, at Texas A&M, Sept. 21, 2024
Receiving Yards: 54, vs. Fordham, Aug. 29, 2024
Long Reception: 32, vs. Fordham, Aug. 29, 2024
Receiving TDs: 1, Toledo, Nov. 10, 2021
Rush attempts: 14, at Akron, Oct. 1, 2022
Rushing yards: 73, at Akron, Oct. 1, 2022
Long rush: 32, vs. Akron, Oct. 21, 2023
Rushing TD: 1, at Penn State, Sept. 7, 2024
All-Purpose Yards: 77, at Akron, Oct. 1, 2022

1 MALCOLM JOHNSON JR.

Receptions: 8, at Penn State, Sept. 7, 2024
Receiving Yards: 81, at Penn State, Sept. 7, 2024
Long Reception: 49*, Alabama State, Sept. 11, 2021
Receiving TDs: 1*, Alabama State, Sept. 11, 2021
at Penn State, Sept. 7, 2024
Rush attempts: 2*, vs. Houston, Dec. 28, 2021
Rushing yards: 24*, vs. Houston, Dec. 28, 2021
Long rush: 14*, vs. Houston, Dec. 28, 2021
All-Purpose Yards: 81, at Penn State, Sept. 7, 2024

*- while at Auburn

17 TREY JOHNSON

Long punt return: 19, at Texas A&M, Sept. 21, 2024

14 JACKSON KLEATHER

Field Goals: 2, at Penn State, Sept. 7, 2024
at Texas A&M, Sept. 21, 2024
at Akron, Oct. 5, 2024
Long FG: 45, at Akron, Oct. 5, 2024
PATs: 5, vs. Fordham, Aug. 29, 2024
PAT Attempts: 6, vs. Fordham, Aug. 29, 2024
Punts: 5 3x, last vs. Minnesota, Dec. 26, 2023
Longest Punt: 63, vs. Akron, Oct. 21, 2023
Punts Inside the 20: 3, at Miami (OH), Oct. 7, 2023
vs. Toledo, Nov. 14, 2023
Punting Avg.: 46.67, vs. Akron, Oct. 21, 2023
Rushing yards: 17, at Kent State, Nov. 8, 2023
Longest rush: 17, at Kent State, Nov. 8, 2023

8 BARON MAY

Pass attempts: 15*, Carson-Newman, Sept. 9, 2023
Pass Completions: 9*, Carson-Newman, Sept. 9, 2023
Pass Yards: 139*, Carson-Newman, Sept. 9, 2023
Rush Yards: 109*, Carson-Newman, Sept. 9, 2023
Longest rush: 29*, Carson-Newman, Sept. 9, 2023
Rush attempts: 13*, Carson-Newman, Sept. 9, 2023
Rush TDs: 1*, Carson-Newman, Sept. 9, 2023
Samford, Dec. 22, 2022
Passing TDs: 2*, Carson-Newman, Sept. 9, 2023

*- while at ETSU

12 CAMDEN ORTH

Pass attempts: 36*, Duquesne, Nov. 6, 2021
Pass Completions: 22*, Wagner, Oct. 30, 2021
Pass Yards: 348*, Duquesne, Nov. 6, 2021
Rush Yards: 72, at Buffalo, Oct. 14, 2023
Rush TDs: 2, at Kent State, Nov. 10, 2023
Passing TDs: 3*, Wagner, Oct. 30, 2021

*- while at LIU

OFFENSIVE - KICKER CAREER HIGHS

28 JAISON PATTERSON

Rush attempts: 18, 4x, last at Akron, Oct. 5, 2024
Rush yards: 101, at Central Michigan, Oct. 22, 2022
Long rush: 36, at Central Michigan, Oct. 22, 2022
Rushing TD: 2, at Akron, Oct. 5, 2024
Long Rushing TD: 9, at Akron, Oct. 5, 2024
Receptions: 3, Eastern Michigan, Oct. 23, 2021
Receiving Yards: 27, Eastern Michigan, Oct. 23, 2021
Long Reception: 18, at Texas A&M, Sept. 21, 2024
All-Purpose Yards: 71, Kent State, Nov. 9, 2022

20 JUSTIN PEGUES

Rush attempts: 21*, at South Carolina State, Oct. 14, 2023
Rush yards: 110*, at South Carolina State, Oct. 14, 2023
Long rush: 25*, at South Carolina State, Oct. 14, 2023
Rushing TD: 1* 3x, last at South Carolina St., Oct. 14, 2023
Receptions: 5*, at Furman, Aug. 31, 2023
Receiving Yards: 44*, at Robert Morris, Oct. 28, 2023
Long Reception: 44*, at Robert Morris, Oct. 28, 2023
Receiving TD: 2*, UT Martin, Nov. 4, 2023
Pass Attempts: 1, at Texas A&M, Sept. 21, 2024
All-Purpose Yards: 149, vs. Fordham, Aug. 29, 2024
Long punt return: 24, vs. Fordham, Aug. 29, 2024
Long kick return: 100, vs. Fordham, Aug. 29, 2024

*- while at Tennessee Tech

25 MAR'KEL PORTER

Rush attempts: 1, vs. Fordham, Aug. 29, 2024
Rush yards: 8, vs. Fordham, Aug. 29, 2024
Long rush: 8, vs. Fordham, Aug. 29, 2024

16 RAHKEEM SMITH

Rush attempts: 3*, Robert Morris, Oct. 1, 2022
Howard, Oct. 28, 2023
Rush yards: 47*, NC Central, Oct. 29, 2022
Long rush: 48*, NC Central, Oct. 29, 2022
Rushing TD: 1*, Howard, Oct. 28, 2023
at Texas A&M, Sept. 21, 2024
Receptions: 4*, Virginia-Lynchburg, Sept. 30, 2023
Receiving Yards: 67*, Virginia-Lynchburg, Sept. 30, 2023
Long Reception: 57*, at Delaware, Sept. 10, 2022
Receiving TD: 2*, NC Central, Oct. 29, 2022
All-Purpose Yards: 243*, at Central Conn. State, Oct. 7, 2023
Long punt return: 60*, Virginia-Lynchburg, Sept. 30, 2023
Long kick return: 96*, at Central Conn. State, Oct. 7, 2023
Kick return yards: 220*, at Central Conn. State, Oct. 7, 2023

*- while at Delaware State

4 TERION STEWART

Points scored: 18, vs. Fordham, Aug. 29, 2024
Touchdowns: 3, vs. Akron, Oct. 21, 2023
vs. Fordham, Aug. 29, 2024
Rush attempts: 26, at Georgia Tech, Sept. 30, 2023
Rush yards: 170, at Buffalo, Oct. 30, 2021
Rush TDs: 3, vs. Fordham, Aug. 29, 2024
Long rush: 77, at Buffalo, Oct. 30, 2021
Receptions: 1, 4x, last at Georgia Tech, Sep. 30, 2023
Receiving yards: 27, at Georgia Tech, Sep. 30, 2023
Long reception: 27, at Georgia Tech, Sep. 30, 2023
Total offense attempts: 27, at Georgia Tech, 2023
Total offense yards: 170, at Buffalo, Oct. 30, 2021
All-purpose yards: 170, at Buffalo, Oct. 30, 2021
Kick returns: 1, Buffalo, Nov. 17, 2020
Kick return yards: 18, Buffalo, Nov. 17, 2020
Long kick return: 18, Buffalo, Nov. 17, 2020

5 JAYLONTILLMAN

Receptions: 10*, at Michigan Tech, Oct. 29, 2022
Receiving Yards: 191*, at Michigan Tech, Oct. 29, 2022
Long reception: 88*, at Davenport, Nov. 12, 2022
Receiving TDs: 1*, 7x, last at WMU, Nov. 21, 2023

*- while at Grand Valley State

30 PASEAN WIMBERLY

Rush attempts: 9, at Michigan Sept. 16, 2023
Rush yards: 63, vs. Minnesota, Dec. 26, 2023
Long Rush: 42, vs. Minnesota, Dec. 26, 2023
Rush TD: 1, vs. Minnesota, Dec. 26, 2023
Punt Return Yards: 18, at Buffalo, Oct. 14, 2023
Tackles: 3, vs. Ball State, Nov. 1, 2023
Blocked punts: 1, 4x, last at Buffalo, Oct. 14, 2023

2024 BOWLING GREEN FOOTBALL

44 DAVID AFOGHO

Tackles: 1, vs. Fordham, Aug. 29, 2024

7 JACOREY BENJAMIN

Tackles: 10*, vs. Southern Utah, Oct. 9, 2021

Tackles for loss: 1.5*, at Houston Christian, Sept. 29, 2019
Interceptions: 1, seven times, last at Penn State, Sept. 7, 2024
Long Punt Return: 3*, at Mississippi Valley St., Oct. 26, 2019

*- while at Texas Southern

17 BAM BOOKER

Tackles: 1, 3x last at Buffalo, Oct. 14, 2023

Tackles for loss: 1, vs. Ohio, Sept. 23, 2023

23 MYLES BRADLEY

Tackles: 4, at Penn State, Sept. 7, 2024

Tackles for loss: 0.5, at Penn State, Sept. 7, 2024

Sacks: 0.5, at Penn State, Sept. 7, 2024

55 EVAN BRANCH-HAYNES

Tackles: 5, vs Eastern Illinois, Sept. 9, 2023

Sacks: 0.5, vs. Eastern Illinois, Sept. 9, 2023

Fumbles recovered: 1, vs Ohio, Sept. 23, 2023

6 CJ BROWN

Tackles: 14*, vs. Western Michigan, Nov. 23, 2021

Sacks: 1*, vs. Kent State, Dec. 4, 2021

Tackles for loss: 1.5*, 2x, last vs. Kent State, Dec. 4, 2021

Interceptions: 1*, 2x, last at Ball State, Oct. 1, 2022

*- while at NIU

60 DONTREZ BROWN

Tackles: 9, vs. Ball State, Nov. 1, 2023

Sacks: 1.0, 4x, last at Western Michigan, Nov. 21, 2023

Tackles for loss: 2.0, at Toledo, Nov. 15, 2022

Forced fumbles: 1, at Liberty, Sep. 3, 2023

Fumbles recovered: 2, vs. Akron, Oct. 21, 2023

21 TODD BUMPHIS

Tackles: 2*, 2x, last vs. SMU, Nov. 20, 2021

47 GEORGE CARLSON

Tackles: 2, at Mississippi State, Sept. 24, 2022

16 CHACE DAVIS

Tackles: 5, vs. Ohio, Sept. 23, 2023

Sacks: 1, at Georgia Tech, Sep. 30, 2023

Tackles for Loss: 1, at Georgia Tech, Sep. 30, 2023

32 PATRICK DAY

Tackles: 11, at Kent State, Nov. 8, 2023

Sacks: 1.0, 3x, last at Western Michigan, Nov. 21, 2023

Tackles for loss: 1.5, Kent State, Nov. 10, 2020

Forced Fumbles: 1, Eastern Michigan, Oct. 23, 2021

at Central Michigan, Oct. 22, 2022

Fumbles recovered: 1, 2x, last at Michigan Sept. 16, 2023

Pass Breakups: 1, 3x, last vs. Kent State, Nov. 9, 2022

Blocked Punt Return for TD: 1, at Toledo, Nov. 15, 2022

24 JUSTIN EKLUND

Tackles: 2, at Texas A&M, Sept. 21, 2024

11 DEMETRIUS HARDAMON

Tackles: 10, at Buffalo, Oct. 30, 2021

Sacks: 2.0, Miami (OH), Oct. 15, 2022

Tackles for Loss: 3.0, Miami (OH), Oct. 15, 2022

Forced fumbles: 1, Miami (OH), Oct. 15, 2022

Fumbles Recovered: 1, at Central Michigan, Oct. 22, 2022

Fumbles Recovered for TD: 1, at Central Mich., Oct. 22, 2022

Long Fumble Return: 45, at Central Mich., Oct. 22, 2022

QB Hurries: 2, at Miami, Nov. 16, 2021

Blocked Kicks: 1, at Miami, Nov. 16, 2021

5 ANTHONY HAWKINS

Tackles: 10, at Buffalo, Oct. 30, 2021

Sacks: 2.0, vs. Fordham, Aug. 29, 2024

Tackles for loss: 2.5, vs. Fordham, Aug. 29, 2024

Pass breakups: 1, at Toledo, Nov. 04, 2020;

at UCLA, Sept. 3, 2022

9 ISAAC HILL

Tackles: 1, vs. Fordham, Aug. 29, 2024

2 BROCK HORNE

Tackles: 15, at Buffalo, Oct. 30, 2021

Sacks: 1, at Minnesota, Sept. 25, 2021

vs. Marshall, Sept. 17, 2022

vs. New Mexico State, Dec. 26, 2022

Tackles for loss: 1.5, Akron, Oct. 9, 2021

Forced Fumbles: 1, at Minnesota, Sept. 25, 2021

at Penn State, Sept. 7, 2024

at Texas A&M, Sept. 21, 2024

Interceptions: 1, vs. Murray State, Sept. 18, 2021

Pass Breakups: 1, at Kent State, Oct. 2, 2021

QB Hurries: 1, at Kent State, Oct. 2, 2021

6 JAMAL JOHNSON

Tackles: 1, vs. Fordham, Aug. 29, 2024

38 DIERRE KELLY

Tackles: 4, at Toledo, Nov. 15, 2022

Tackles for Loss: 1.0, 5X, last at WMU, Nov. 21, 2023

Sacks: 1, vs. Marshall, Sept. 17, 2022

at Liberty, Sep. 3, 2023

at Western Michigan, Nov. 21, 2023

9 DARIUS LORFILS

Tackles: 7, at Western Michigan, Nov. 21, 2023

at Akron, Oct. 5, 2024

Tackles for loss: 0.5, at Akron, Oct. 5, 2024

Fumbles Forced: 1, at Central Michigan, Oct. 22, 2022

Fumble Recoveries: 1, at Buffalo, Oct. 14, 2023

Interceptions: 1, at Western Michigan, Nov. 21, 2023

vs. Minnesota, Dec. 26, 2023

Long INT Return: 5, at Western Michigan, Nov. 21, 2023

0 DARIUS MCLENDON

Tackles: 11*, at Illinois, Sept. 23, 2023

UTSA, Oct. 21, 2023

Tackles for loss: 2.0*, East Carolina, Nov. 11, 2023

Sacks: 1, at Akron, Oct. 5, 2024

Fumbles Forced: 1*, Ohio, Sept. 9, 2023

East Carolina, Nov. 11, 2023

Fumble Recoveries: 1*, Ohio, Sept. 9, 2023

*- while at FAU

15 AVI MCGARY

Tackles: 4, at Akron, Oct. 5, 2024

Tackles for Loss: 1.0, at Penn State, Sept. 7, 2024

Sacks: 0.5, vs. Fordham, Aug. 29, 2024

Interceptions: 1, at Michigan Sept. 16, 2023

at Buffalo, Oct. 14, 2023

87 JARED MERK

Tackles: 1, at Texas A&M, Sept. 21, 2024

90 DAVONTE MILES

Tackles: 3, vs. Ohio, Sept. 23, 2023

vs. Akron, Oct. 21, 2023

Tackles for Loss: 0.5, at Mississippi State, Sept. 24, 2022

20 TJ NELSON

Tackles: 1, vs. Old Dominion, Sept. 28, 2024

1 JORDAN OLADOKUN

Tackles: 5, at Liberty, Sept. 2, 2023

vs. Akron, Oct. 21, 2023

at Texas A&M, Sept. 21, 2024

Tackles for Loss: 1.0, vs. Western Michigan, Nov. 2, 2022

at Georgia Tech, Sept. 30, 2023

Fumbles recovered: 1, Buffalo, Oct. 8, 2022

Pass Breakups: 2, Marshall, Sept. 17, 2022

at Central Mich., Oct. 22, 2022

Interceptions: 1, 4x, last at WMU, Nov. 21, 2023

INT for TD: 1, at Western Michigan, Nov. 21, 2023

Long INT Return: 53, at Western Michigan, Nov. 21, 2023

33 JORDAN PORTER

Tackles: 4, 3x, last at Western Michigan, Nov. 21, 2023

Sacks: 2.0, at Western Michigan, Nov. 21, 2023

Tackles for loss: 2.0, at Western Michigan, Nov. 21, 2023

Forced Fumbles: 1, at Akron, Oct. 1, 2022

QB Hurries: 1, Eastern Michigan, Oct. 23, 2021

Buffalo, Oct. 8, 2022

30 DORIAN PRINGLE

Tackles: 2, vs. Fordham, Aug. 29, 2024

DEFENSIVE CAREER HIGHS

12 TRACY REVELS

Tackles: 1, vs. Old Dominion, Sept. 28, 2024

4 EDWARD RHAMBO

Tackles: 5, at Texas A&M, Sept. 21, 2024

Total interceptions: 1*, UC Davis, Oct. 28, 2023

Long INT return: -3*, UC Davis, Oct. 28, 2023

Pass breakups: 2*, Portland State, Oct. 14, 2023

*- while at NAU

53 BILLIE ROBERTS

Tackles: 3, 3x, last vs. Buffalo, Oct. 8, 2022

Sacks: 1, at Georgia Tech, Sep. 30, 2023

Tackles for loss: 2.0, at Miami, Nov. 16, 2021

Pass breakups: 2, at Minnesota, Sept. 25, 2021

13 CHARLES ROSSER

Tackles: 8, vs. Old Dominion, Sept. 28, 2024

Tackles for loss: 2.0, at Akron, Oct. 5, 2024

Sacks: 2.0, at Akron, Oct. 5, 2024

Fumbles Recovered: 1, 3x, last at Central Mich., Oct. 22, 2022

Punt return: 11, at UCLA, Sept. 3, 2022

Punt return for a TD: 11, at UCLA, Sept. 3, 2022

99 ALI SAAD

Tackles: 6, at Miami (OH), Oct. 7, 2023

Ball State, Nov. 1, 2023

Tackles for Loss: 1, 6x, last vs. Old Dominion, Sept. 28, 2024

Sacks: 1.0, vs. Akron, Oct. 21, 2023

vs. Old Dominion, Sept. 28, 2024

Forced Fumbles: 1, vs. Akron, Oct. 21, 2023

8 TRENT SIMMS

Tackles: 11, Toledo v. Nov. 10, 2021

Tackles for Loss: 1.0, at Miami (OH), Oct. 15, 2022

Interceptions: 1, 4x, last vs. Akron, Oct. 21, 2023

Long INT Return: 19, vs. Akron, Oct. 21, 2023

QB Hurries: 1, Buffalo, Oct. 8, 2022

Pass breakups: 1, Kent State, Nov. 9, 2022

Forced Fumbles: 1, at Michigan Sept. 16, 2023

3 JOSEPH SIPP JR.

Tackles: 12, at Liberty, Sep. 3, 2023

Tackles for Loss: 1.5, vs Eastern Illinois, Sept. 9, 2023

Sacks: 1.0, vs. Fordham, Aug. 29, 2024

at Texas A&M, Sept. 21, 2024

vs. Old Dominion, Sept. 28, 2024

10 DONNY STEPHENS

Tackles: 4*, Texas, Dec. 2, 2023

Sacks: 0.5*, Central Arkansas, Sept. 2, 2023

Tackles for Loss: 1.0*, at UCF, Nov. 11, 2023

*- while at Oklahoma State

28 VICTOR VAZQUEZ

Tackles: 1, three times, last at Miami (OH), Nov. 16, 2021

57 DAYLN WHITE

Tackles: 2, vs. Fordham, Aug. 29, 2024

19 ALLJAH WILLIAMS

Tackles: 1, vs. Fordham, Aug. 29, 2024

42 CHRIS WILLIAMS

Tackles: 2, vs. Fordham, Aug. 29, 2024

ALL-TIME LONG PLAYS

LONGEST TOUCHDOWN RUN

Yards	Name/Opponent	Year
96	Anthon Samuel vs. Miami	2011
95	Matt Domer at Ball State	2015
93	Mike McGee vs. Central Michigan	1987
89	Mike McGee vs. Ball State	1987
88	P.J. Pope vs. Western Michigan	2004

LONGEST NON-SCORING RUN

Yards	Name/Opponent	Year
78	B.J. Lane vs. Ball State	2003
71	Chris Bullock vs. Akron	2009
69	Fred Coppet vs. Ball State	2014
65	Andy Sahn vs. Kansas	2002
64	Jeff Davis vs. Richmond	1984

LONGEST TOUCHDOWN PASS

Yards	Name/Opponent	Year
96	Mark Miller to Dave Dudley vs. San Diego State	1976
94	Eric Smith to Ronald Heard vs. Ohio	1988
94	Matt Johnson to Roger Lewis vs. Memphis	2015
92	Matt Johnson to Ryan Burbrink vs. Kent State	2013
91	Josh Harris to Charles Sharon vs. Kent State	2003

LONGEST NON-SCORING PASS

Yards	Name/Opponent	Year
78	Bob Niemet to Robert Redd vs. Akron	1998
77	Josh Harris to James Hawkins vs. Purdue	2003
76	Matt Schilz to Kamar Jordan vs. Miami	2010
74	Vern Wireman to Bob Zimpfer vs. Utah State	1969
69	Mark Miller to John Park vs. Tenn.-Chattanooga	1977
69	James Morgan to Scott Miller vs. Ohio	2017

LONGEST KICKOFF RETURN

Yards	Name/Opponent	Year
100*	Justin Peagus vs. Fordham	2024
96*	Clint Stephens vs. Ball State	2014
94*	BooBoo Gates vs. Pittsburgh	2013
94*	Leon Weathersby vs. Western Michigan	1997
93*	B.J. Lane vs. Ball State	2004
93*	Roger Reynolds vs. Kent State	1961

LONGEST PUNT RETURN

Yards	Name/Opponent	Year
100*	Courtney Davis vs. Kent State	1996
91*	Richard Lowry vs. Grosse Ile	1942
86*	Bob Zimpfer vs. Ball State	1968
80*	BooBoo Gates vs. Rhode Island	2012
79*	Charles Sharon vs. Southeast Missouri	2004
79	Corey Partridge vs. Temple	2005

LONGEST PASS INTERCEPTION

Yds.	Name/Opponent	Year
90*	Rodney Lash vs. Toledo	1948
88	Julius Livas vs. Miami	1971
85*	Dernard Turner vs. Ohio	2015
82	BooBoo Gates vs. Ohio	2013
82*	Robert Lorenzi vs. Buffalo	2010

LONGEST PUNT

Yds.	Name/Opponent	Year
95	Macs Leitman vs. Bluffton	1928
82	Joseph Davidson at Toledo	2016
81	Brian Schmiedebusch vs. Idaho	2011
81	Cris Shale vs. Ohio	1990
79	Joseph Davidson at Ohio	2016
79	Nick Iovinelli vs. Pittsburgh	2008
79	Jim Phelps vs. Toledo	1982

LONGEST FIELD GOAL

Yds.	Name/Opponent	Year
60	Derek Schorejs vs. Toledo	1995
56	Gehad Youssef vs. Western Michigan	1983
52	Derek Schorejs vs. Akron	1995
52	Shaun Suisham vs. Ohio	2004
52	Tyler Tate vs. Northern Illinois	2013
52	Tyler Tate at Western Kentucky	2014
52	Nate Needham at Kent State	2021

*resulted in a touchdown

THE LAST TIME

A BG Player Returned a Kickoff for a Touchdown

Justin Pegues (100 yards), vs. Fordham, Aug. 29, 2024

An Opposing Player Returned a Kickoff for a Touchdown

Trayvon Rudolph (100 yards), at NIU, Oct. 16, 2021

A BG Player Returned a Punt for a Touchdown

Ryan Burbrink (75 yards), vs. VMI, Sept. 6, 2014

An Opposing Player Returned a Punt for a Touchdown

William Likely (85 yards), at Maryland, Sept. 12, 2015

A BG Player Returned an Interception for a Touchdown

Jordan Oladokun (53 yards), at Western Michigan, Nov. 23, 2023

An Opposing Player Returned an Interception for a TD

Kobe Singleton (Liberty), 36 yards, Sept. 2, 2023

A BG Player Returned a Fumble for a Touchdown

Demetrius Hardamon (45 yards), at Central Michigan, Oct. 22, 2022

An Opposing Player Returned a Fumble for a TD

Liam Reardon (Akron), 0 yards, Oct. 5, 2024

A BG Player Returned a Blocked Punt for a Touchdown

PaSean Wimberly (18 yards), at Buffalo, Oct. 14, 2023

An Opposing Player Returned a Blocked Punt for a TD

David Carter, 42 yards (Eastern Michigan), Oct. 23, 2021

A BG Player Blocked a Field Goal for a TD

Dontrez Brown (block), Trent Simms 76-yard return, at Liberty, Sept. 2, 2023

A BG Player Blocked a Punt for a Safety

Davion Daniels, vs. New Mexico State, Dec. 26, 2022

A BG Player Blocked a Punt

Trey Johnson, at Texas A&M, Sept. 22, 2024

A BG Player Rushed for 100 or more yards

Terion Stewart vs. Fordham, Aug. 29, 2024 (14/161)

A BG Player Rushed for 200 or more yards

Willie Geter vs. Kent State, October 20, 2007 (22/203)

An Opponent Rushed for 200 or more yards

Jay Ducker (NIU), Oct. 18, 2021 (33/210)

An Opponent Threw for 400 or more yards in a Game

Will Rogers (Mississippi State), Sept. 24, 2022 (409)

An Opponent Threw for Six Touchdowns in a Game

Will Rogers (Mississippi State), Sept. 24, 2022 (6)

An Opponent Threw for Five Touchdowns in a Game

Will Rogers (Mississippi State), Sept. 24, 2022 (6)

An Opponent Threw for Four Touchdowns in a Game

Haynes King (Georgia Tech), Oct. 30, 2023 (4)

A BG Player Had Two Interceptions in a Game

Davon Ferguson at Buffalo, Oct. 14, 2023 (2)

A BG Player Had Three Interceptions in a Game

Janssen Patton vs. Northern Illinois, Oct. 25, 2003

An Opposing Player Had Three Interceptions in a Game

Jamie Silva (Boston College), Oct. 6, 2007

A BG Player Threw for Five Touchdowns in a Game

Matt McDonald vs. Eastern Kentucky, Sept. 10, 2022

A BG Player Threw for Four Touchdowns in a Game

Matt McDonald at Toledo, Nov. 15, 2022

A BG Player Threw for Three Touchdowns in a Game

Connor Bazelak vs. Eastern Illinois, Sept. 9, 2023

A BG Player Rushed for Three Touchdowns in a Game

Terion Stewart vs. Fordham, Aug. 29, 2024 (3)

A BG Player Rushed for Two Touchdowns in a Game

Terion Stewart vs. Akron, Oct. 21, 2023 (3)

A BG Player Caught Two Touchdowns in a Game

Harold Fannin Jr. vs. Old Dominion, Sept. 28, 2024

Two BG Players Rushed for 100 or more yards in a Game

Andrew Clair (121)

Josh Cleveland (117), at Miami, Oct. 7, 2017

Three BG Players Rushed for 100 or more yards in a Game

Fred Coppet (160)

Josh Cleveland (109)

Donovan Wilson (107), vs. Buffalo, Nov. 25, 2016

Two BG Players had 100 or more receiving yards

Taron Keith (123)

Harold Fannin Jr. (109), vs. Eastern Illinois, Sept. 9, 2023

Three BG Players had 100 or more receiving yards in a Game

Roger Lewis (148)

Ryan Burbrink (132)

Ronnie Moore (109), vs. UMass, Sept. 27, 2014

A BG Player Rushed for 100 or more yards and a BG Players had 100 or more receiving yards

at Georgia Tech, Sept. 30, 2023; Terion Stewart (138 rushing yards), Finn Hogan (102 receiving)

A BG Player Rushed for 100 or more yards and Two BG Players had 100 or more receiving yards

at Buffalo, Oct. 30, 2021; Terion Stewart (170 rushing yards), Tyrone Broden (110 receiving), Christian Sims (103 receiving)

Two Different BG Quarterbacks Rushed for at least one Touchdown

vs. Fordham, Aug. 29, 2024, Connor Bazelak (1), Lucian Anderson III (1)

A BG Player Passed for 300 or more yards in a Game

Connor Bazelak (303), vs. Old Dominion, Sept. 28, 2024

A BG Player Rushed for 100+ yards and had 100+ Receiving yards in a Game

Taron Keith, at Kent State, Nov. 8, 2023 (103 rushing, 130 receiving)

BG forced a safety on defense

vs. Ohio, Nov. 26, 2021

BG Blocked two kicks in a Game

vs. Akron, Oct. 9, 2021; Devin Taylor (FG) and Sy Dabney (Punt)

Three BG Players Recorded 10+ Tackles

vs. Toledo, Nov. 10, 2021; Darren Anders (12), Trent Simms (11), Brock Horne (10)

Four BG Players Recorded 10+ Tackles

at Buffalo, Oct. 30, 2021; Brock Horne (15), Darren Anders (12), Anthony Hawkins (10), Demetrius Hardamon (10)

A BG Lineman Intercepted a Pass

Walter Haire, at Central Michigan, Oct. 22, 2022

A BG Linebacker Intercepted a Pass

DJ Taylor, vs. Kent State, Nov. 9, 2022

BG Had 500+ Yards of Total Offense

vs. Eastern Illinois, Sept. 9, 2023

2024 BOWLING GREEN FOOTBALL

BOWLING GREEN FOOTBALL ROSTERS

No.	Name	Pos	Ht	Wt	Yr	Hometown	High School/Previous School
0	Harold Fannin Jr.**	TE	6-4	230	Jr.	Canton, Ohio	McKinley
0	Darius McClendon	CB	6-2	190	Sr.*	Boynton Beach, Fla.	Forest Hill/FAU
1	Malcolm Johnson Jr.	WR	6-1	195	Sr.*	Bryans Road, Md.	St. Stephen's and St. Agnes/Auburn
1	Jordan Oladokun**	CB	6-0	190	Sr.	Tampa, Fla.	Gaither/Samford
2	RJ Garcia II	WR	6-0	180	Jr.	Tampa, Fla.	Berkeley Prep/Kansas State
2	Brock Horne****	ILB	6-1	235	Sr.*	Romeo, Mich.	Romeo
3	Lucian Anderson III	QB	6-3	200	R-Fr.	Athens, Ga.	Clarke Central
3	Joseph Sipp Jr.**	ILB	6-0	225	Jr.	Tampa, Fla.	Hillsborough
4	Edward Rambo	CB	6-2	190	So.	Las Vegas, Nev.	Palo Verde/Northern Arizona
4	Terion Stewart***	RB	5-9	220	Jr.	Memphis, Tenn.	Sandusky (Ohio)
5	Anthony Hawkins****	DL	6-2	295	Sr.*	Mansfield, Ohio	Mansfield Senior
5	Jaylon Tillman*	WR	6-0	215	Sr.	Plainfield, Ill.	North/Grand Valley State
6	CJ Brown	S	5-11	195	Jr.	Canton, Mich.	Walled Lake Western/NIU
6	Jamal Johnson***	RB	5-10	200	Sr.	Frankford, Ill.	Lincoln-Way East
7	Connor Bazelak*	QB	6-3	225	Sr.*	Dayton, Ohio	Archbishop Alter/Indiana
7	Jacorey Benjamin	CB	5-11	185	Sr.*	Mobile, Ala.	Alief Hastings (Texas)/Texas Southern
8	Baron May	QB	6-0	195	Jr.	New Philadelphia, Ohio	New Philadelphia/East Tennessee State
8	Trent Simms****	OLB	6-0	225	Sr.	Toledo, Ohio	Sylvania Northview
9	Isaac Hill	TE	6-4	215	Fr.	Steubenville, Ohio	Steubenville
9	Darius Lorfils**	S	6-2	190	Jr.	Germentown, Md.	Northwest
10	Levi Gazarek***	TE	6-5	250	Sr.	North Baltimore, Ohio	North Baltimore
10	Donny Stephens	ILB	6-0	230	Jr.	Del City, Okla.	Del City/Oklahoma State
11	Demetrius Hardamon**	OLB	6-4	245	Sr.*	Beavercreek, Ohio	Beavercreek/Georgetown College (Ky.)
11	Finn Hogan*	WR	6-5	220	Jr.	Maple City, Mich.	Glen Lake/Central Michigan
12	Camden Orth**	QB	6-3	225	Sr.*	Gainesville, Fla.	Buchholz/LIU
12	Tracy Revels	S	6-1	185	R-Fr.	Texarkana, Texas	Liberty-Eylau
13	Cynceir McNeal	WR	6-4	210	R-Fr.	Canton, Ohio	McKinley
13	Charles Rosser***	OLB	6-3	230	Sr.	Cleveland, Ohio	Benedictine
14	Jackson Kleather*	K	5-10	175	So.	Tipp City, Ohio	Tippecanoe
14	Jonny Sorensen	QB	6-2	195	Fr.	Hobart, Ind.	Hobart
15	Caleb Goodloe	WR	6-1	205	Fr.	St. Petersburg, Fla.	Clearwater Central Catholic
15	Avi McGary***	OLB	6-2	195	Sr.*	Cincinnati, Ohio	Lakota East
16	Chace Davis*	DL	6-4	275	Sr.	Whittier, Calif.	La Serna/UTSA
16	Balkeem Smith	WR	5-9	175	Jr.	Baltimore, Md.	Walverly/Delaware St.
17	Trey Johnson	WR	6-0	195	So.	Frankfort, Ill.	Lincoln-Way East
18	Winn Sharp	WR	6-5	195	Fr.	Whitehouse, Ohio	Anthony Wayne
19	John Henderson	P	6-1	180	Jr.	Acton, Calif.	Desert Christian/Antelope Valley College
19	Shawn Thigpen	WR	6-4	180	R-Fr.	Springfield, Ohio	Springfield
19	Alijah Williams	OLB	6-2	220	R-Fr.	Buford, Ga.	Buford
20	TJ Nelson	S	6-0	200	Fr.	Cincinnati, Ohio	Anderson
20	Justin Pegues	RB	5-9	175	Jr.	Birmingham, Ala.	Thompson/Tennessee Tech
21	Todd Bumphis	CB	6-0	200	Sr.*	Toledo, Ohio	St. Francis De Sales/Cincinnati
22	Nakai Amachree	RB	5-10	195	Fr.	Haslett, Mich.	Haslett
22	Kal-EI Pascal	CB	6-0	190	Fr.	Miami, Fla.	Dr. Michael Krop Senior
23	Myles Bradley*	OLB	6-0	235	So.	Mansfield, Ohio	Mansfield
23	Jaden Copening	RB	6-0	205	Fr.	East Hartford, Conn.	St. Thomas More School
24	Bryce DeFalco	RB	5-10	195	R-Fr.	Pemberville, Ohio	Eastwood
24	Justin Eklund	OLB	6-2	225	So.	Rocklin, Calif.	Folsom/San Jose State
25	Jace Henry	CB	6-0	180	R-Fr.	Pataskala, Ohio	Watkins Memorial
25	Mar'Kel Porter	RB	6-1	220	Fr.	Dallas, Texas	Lancaster
26	Cameron Pettaway	RB	5-10	175	Fr.	Farmington Hills, Mich.	Farmington
27	Coleman Teasdale	S	6-1	185	R-Fr.	Louisville, Colo.	Centaurus/East Coast Prep
28	Jaison Patterson***	RB	6-0	220	Sr.	Jacksonville, Fla.	Edward H. White
28	Victor Vazquez	S	5-10	185	Jr.	Miami, Fla.	Florida Christian
30	Dorian Pringle	ILB	6-0	225	Fr.	Massillon, Ohio	Massillon Washington
30	PaSean Wimberly***	RB	5-10	180	Sr.*	Toledo, Ohio	Whitmer
31	D'kyah Banks	S	6-5	175	Fr.	Atlanta, Ga.	Grayson
32	Patrick Day****	S	5-11	195	Sr.*	Hilliard, Ohio	Bradley
33	Jordan Porter****	DL	6-4	270	Sr.*	Muskegon, Mich.	Muskegon
34	Elias Owens	OLB	6-5	210	Fr.	Mansfield, Ohio	Mansfield Senior
36	Jabari Mitchell	ILB	6-3	230	R-Fr.	Reynoldsburg, Ohio	Reynoldsburg
38	Dierre Kelly**	DL	6-2	275	Sr.	Gary, Ind.	Merrillville
39	Henry Reifschneider	ILB	6-0	210	Fr.	Waynesville, Ohio	Archbishop Alter
40	Ethan Warner	PK	5-9	180	So.	Bowling Green, Ohio	Bowling Green
41	Josira Andrews	S	5-10	170	Fr.	Brooklyn, N.Y.	Erasmus Hall
41	Quillan Jimenez	LS	6-2	230	R-Fr.	Tampa, Fla.	Sickles/Houston
42	Chris Williams**	ILB	6-2	235	Sr.	Alpharetta, Ga.	King's Ridge Christian
43	Martreece Dillard	DL	6-5	275	Fr.	Buford, Ga.	Buford
44	David Afogho	ILB	6-3	235	R-Fr.	Boston, Mass.	Catholic Memorial
45	Bam Booker*	DL	6-3	275	So.	Cincinnati, Ohio	Winton Woods/Maryland
46	Zach Long	K	6-3	190	Jr.	Tampa, Fla.	Hillsborough/Troy
46	Devin Taborn	ILB	5-10	220	So.	Sidney, Ohio	Sidney/Mount Union
47	George Carlson**	LS	6-1	225	Jr.	Woodstock, Ill.	Marian Central

No.	Name	Pos.
44	David Afogho	ILB
22	Nakai Amachree	RB
98	Alan Anaya*	K
3	Lucian Anderson III	QB
41	Josira Andrews	S
31	D'kyah Banks	S
7	Connor Bazelak*	QB
7	Jacorey Benjamin	CB
54	Brody Bolyn	C
45	Bam Booker*	DL
81	Elijah Boyd	TE
80	Ocean Brabbs	TE
23	Myles Bradley*	OLB
55	Evan Branch-Haynes*	DL
6	CJ Brown	S
60	Dontrez Brown****	DL
21	Todd Bumphis	CB
65	Jake Burns*	C
85	Caden Cambell	TE
47	George Carlson**	LS
89	Blane Cleaver	TE
23	Jaden Copening	RB
16	Chace Davis*	DL
32	Patrick Day****	S
24	Bryce DeFalco	RB
43	Martreece Dillard	DL
86	Ian Drummond*	TE
24	Justin Eklund	OLB
0	Harold Fannin Jr.**	TE
55	Tunde Fatukasi**	OT
97	Darius Gaddy	DL
2	RJ Garcia II	WR
10	Levi Gazarek***	TE
15	Caleb Goodloe	WR
84	Dom Grguric*	WR
11	Demetrius Hardamon**	OLB
70	Alex Harris	OT
88	Jacob Harris	TE
5	Anthony Hawkins****	DL
19	John Henderson	P
25	Jace Henry	CB
9	Isaac Hill	TE
11	Finn Hogan*	WR
2	Brock Horne****	ILB
82	Eli Jacon-Duffy	TE
41	Quillan Jimenez	LS
6	Jamal Johnson***	RB
17	Trey Johnson	WR
1	Malcolm Johnson Jr.	WR
38	Dierre Kelly**	DL
85	Travis Kenner	PK
14	Jackson Kleather*	K
46	Zach Long	K
9	Darius Lorfils**	S
8	Baron May	QB
0	Darius McClendon	CB
15	Avi McGary***	OLB
13	Cynceir McNeal	WR
87	Jared Merk	WR
90	Davonte Miles*	DL
36	Jabari Mitchell	ILB
98	Malik Moses	DL
20	TJ Nelson	S
1	Jordan Oladokun**	CB
12	Camden Orth**	QB
34	Elias Owens	OLB
75	Nate Pabst*	OT
57	Alex Padgett**	OT
22	Kal-EI Pascal	CB
28	Jaison Patterson***	RB
20	Justin Pegues	RB
26	Cameron Pettaway	RB
25	Mar'Kel Porter	RB

No.	Name	Pos	Ht	Wt	Yr	Hometown	High School/Previous School
50	Alex Wollschlaeger***	OT	6-7	305	Sr.	Aurora, Ill.	Oswego East
51	Dillon Robinson	OT	6-3	280	Fr.	Whitehouse, Ohio	Anthony Wayne
52	Nick Reimer	OT	6-6	315	Sr.	Allentown, Pa.	Allentown Central Catholic/Merrimack College
53	Billie Roberts****	OT	6-5	295	Sr.	Muskegon, Mich.	Muskegon
54	Brody Bolyn	C	6-3	305	R-Fr.	Uniondale, Ind.	Norwell
55	Evan Branch-Haynes*	DL	6-2	300	Jr.	Richmond, Calif.	Sacred Heart Cathedral Prep/Arizona
55	Tunde Fatukasi**	OT	6-5	320	Sr.	Far Rockaway, N.Y.	Erasmus Hall/Rutgers
56	Ian van der Merwe	DL	6-1	260	So.	Tucson, Ariz.	Ironwood Ridge
57	Alex Padgett**	C	6-6	330	Jr.	Avon Lake, Ohio	Avon Lake
57	DayIn White	DL	6-4	295	R-Fr.	Lewisville, Texas	Hebron
60	Dontrez Brown****	DL	6-3	300	Sr.*	Fremont, Ohio	Fremont Ross
65	Jake Burns*	C	6-2	305	Sr.	Akron, Ohio	Archbishop Hoban/Cincinnati
70	Alex Harris	OT	6-5	305	Fr.	Cleveland, Ohio	Rhodes
71	Rico Steele	OT	6-4	305	Fr.	Pittsburgh, Pa.	West Mifflin Area
72	Cade Zimmerly**	C/OG	6-1	295	Jr.	Perrysburg, Ohio	Perrysburg
75	Nate Pabst*	OT	6-5	310	Jr.	Springdale, Ohio	Archbishop Moeller
77	James Thomas Jr.	OG	6-5	300	R-Fr.	Fairfield, Ohio	Fairfield
80	Ocean Brabbs	TE	6-3	195	Fr.	Ann Arbor, Mich.	Pioneer
81	Elijah Boyd	TE	6-4	250	Jr.	Fairfield, Calif.	Armijo/UTEP
82	Eli Jacon-Duffy	TE	6-4	230	Fr.	Pleasant Plain, Ohio	Archbishop Moeller
83	Pierce St Geme	WR	5-11	170	Fr.	San Francisco, Calif.	St. Ignatius Prep
84	Dom Grguric*	WR	6-0	180	Jr.	Cuyahoga Falls, Ohio	Walsh Jesuit/Valparaiso
85	Caden Campbell	TE	6-4	260	Fr.	Rochester, Mich.	De La Salle
85	Travis Kenner	PK	5-10	180	R-Fr.	Toledo, Ohio	St. Francis de Sales
86	Ian Drummond*	TE	6-4	250	Sr.*	Lewis Center, Ohio	Olentangy/Elon
87	Jared Merk	WR	6-2	190	R-Fr.	Cincinnati, Ohio	Archbishop Moeller
88	Jacob Harris	TE	6-4	245	R-Fr.	Westerville, Ohio	Westerville Central
89	Blane Cleaver	TE	6-2	240	Jr.	Berwick, Pa.	Berwick Area/Army
90	Davonte Miles*	DL	6-5	275	So.	River Rouge, Mich.	River Rouge
95	Joe Shimko	DL	6-4	270	Fr.	Stuart, Fla.	Martin County
97	Darius Gaddy	DL	6-9	350	Jr.	Atlanta, Ga.	Meadowcreek/SW Ohio Prep
98	Alan Anaya*	K	5-6	185	Jr.	Queretaro, Mexico	ITESM Queretaro
98	Malik Moses	DL	6-4	270	Fr.	Snellville, Ga.	South Gwinnett
99	Ali Saad***	DL	6-3	280	Sr.	Windsor, Ontario	Dearborn (Mich.)/Minnesota

No.	Name	Pos.
33	Jordan Porter****	DL
30	Dorian Pringle	ILB
39	Henry Reifschneider	ILB
52	Nick Reimer	OT
12	Tracy Revels	S
4	Edward Rhambo	CB
53	Billie Roberts***	DL
51	Dillon Robinson	OT
13	Charles Rosser***	OLB
99	Ali Saad***	DL
18	Winn Sharp	WR
95	Joe Shimko	DL
8	Trent Simms***	OLB
3	Joseph Sipp Jr.**	ILB
16	Rahkeem Smith	WR
14	Jonny Sorensen	QB
83	Pierce St Geme	WR
71	Roco Steele	OT
10	Donny Stephens	ILB
4	Terion Stewart***	RB
46	Devin Taborn	ILB
27	Coleman Teasdale	S
19	Shawn Thigpen	WR
77	James Thomas Jr.	OG
5	Jaylon Tillman	WR
56	Ian van der Merwe	DL
28	Victor Vazquez	S
40	Ethan Warner	PK
57	DayIn White	DL
19	Alijah Williams	OLB
42	Chris Williams**	ILB
30	PaSean Wimberly***	RB
50	Alex Wollschlaeger***	OT
72	Cade Zimmerly**	C/OG

Key:
Yr* = utilizing COVID year, *** beside name indicates letters won

Coaching Staff:

Scot Loeffler (head coach), Steve Morrison (co-defensive coordinator/inside linebackers), Sammy Lawanson (co-defensive coordinator/outside linebackers), Greg Nosal (co-offensive coordinator/run game coordinator/offensive line), Max Warner (co-offensive coordinator/quarterbacks), Alex Bayer (special teams coordinator/tight ends), Erik Campbell (passing game coordinator/wide receivers), Derrick Jackson (defensive pass game coordinator/secondary), Robert Armand (cornerbacks), Cornell Brown (defensive line), Robert Armand (cornerbacks), Brian White (running backs), Kevin Tolbert (football strength and conditioning coach), Brandon Palidar (associate head football strength & conditioning coach), Grant Strock (offensive quality control), Brady Thomas (defensive quality control), Johnny Caughman (defensive quality control), Jack McCarthy (offensive quality control), Griffin Little (student assistant).

PRONUNCIATION GUIDE

COACH PRONUNCIATION GUIDE

Scot Loeffler	LEFF-luhr
Sammy Lawanson	La-WON-son
Greg Nosal	NO-sal

PLAYER PRONUNCIATION GUIDE

David Afogho	AH-foe-GO
Nakai Amachree	Nah-Kai Ah-mock-ree
Alan Anaya	A-NYE-AH
Josira Andrews	Joe-si-rah
Lucian Anderson	Loo-shuh n
D'kyah Banks	Dah-Kai
Connor Bazelak	bays-lack
Tunde Fatukasi	tune-day, faa-too-KAH-see
Levi Gazarek	guh-ZAIR-eck
Dominic Grguric	GAH-gur-ICK
Quillan Jimenez	Quill-en hee-MEN-es
Dierre Kelly	Dee-Air
Jackson Kleather	Klee-thur
Darius Lorfils	Lore-Fills
Avi McGary	AY-vee

Cynceir McNeal	sincere
Jordan Oladokun	Oh-LAH-Doe-KUN
Jaison Patterson	Jye-Son
Justin Pegues	Pea-Gi-es
Henry Reifschneider	Reef-SHNIG-duhr
Nick Reimer	Rhyme-er
Tracy Revels	Rev-els
Ali Saad	ollie sod
Rahkeem Smith	Rah-keem
Terion Stewart	TERRY-on
PaSean Wimberly	PAY-shawn

OFFENSE (Multiple)

Pos	No	Name	Ht	Wt	Yr
WR (X)	5	Jaylon Tillman	6-0	215	Sr.
	11	Finn Hogan	6-5	220	Jr.
LT	52	Nick Reimer	6-6	315	Sr.
	53	Billie Roberts	6-5	295	Sr.
LG	75	Nate Pabst	6-5	310	Jr.
	72	Cade Zimmerly	6-1	295	Jr.
C	57	Alex Padgett	6-6	330	Jr.
	54	Brody Bolyn	6-3	305	R-Fr.
RG	55	Tunde Fatukasi	6-5	320	Sr.
	65	Jake Burns	6-2	305	Sr.
RT	50	Alex Wollschlaeger	6-7	295	Sr.
	77	James Thomas Jr.	6-5	300	R-Fr.
TE (A)	0	Harold Fannin Jr.	6-4	230	Jr.
	88	Jacob Harris	6-4	245	R-Fr.
QB	7	Connor Bazalak	6-3	225	Sr.
	3	Lucian Anderson III	6-3	200	R-Fr.
or	12	Camden Orth	6-3	225	Sr.
TB	4	Terion Stewart	5-9	220	Jr.
	28	Jaison Patterson	6-0	220	Sr.
or	6	Jamal Johnson	5-10	200	Sr.
	20	Justin Pegues	5-9	175	Jr.
TE (Y)	10	Levi Gazarek	6-5	250	Sr.
	81	Elijah Boyd	6-4	250	Jr.
WR (Z)	1	Malcolm Johnson Jr.	6-1	195	Sr.
	2	RJ Garcia II	6-0	180	Jr.

DEFENSE (Multiple)

Pos	No	Name	Ht	Wt	Yr
DT	60	Dontrez Brown	6-3	300	Sr.
	38	Dierre Kelly	6-2	275	Sr.
	90	Davonte Miles	6-5	275	So.
NG	5	Anthony Hawkins	6-2	295	Sr.
	55	Evan Branch-Haynes	6-2	300	Jr.
DE	99	Ali Saad	6-3	280	Sr.
	33	Jordan Porter	6-4	270	Sr.
	16	Chace Davis	6-4	275	Sr.
RLB	11	Demetrius Hardamon	6-4	245	Sr.
	23	Myles Bradley	6-0	235	So.
WLB	3	Joseph Sipp Jr.	6-0	225	Jr.
	8	Trent Simms	6-0	225	Sr.
MLB	2	Brock Horne	6-1	235	Sr.
	10	Donny Stephens	6-0	230	Jr.
SLB	13	Charles Rosser	6-3	230	Sr.
	15	Avi McGary	6-2	195	Sr.
BC	4	Edward Rhambo	6-2	190	So.
	or 7	Jacorey Benjamin	5-11	185	Sr.
	21	Todd Bumphis	6-0	200	Sr.
	BS	6	CJ Brown	5-11	195
32		Patrick Day	5-11	195	Sr.
FS	9	Darius Lorfils	6-2	190	Jr.
	12	Tracy Revels	6-1	185	R-Fr.
FC	1	Jordan Oladokun	6-0	190	Sr.
	0	Darius McClendon	6-2	190	Sr.
NICKEL	0	Darius McClendon	6-2	190	Sr.
	15	Avi McGary	6-2	195	Sr.

SPECIAL TEAMS

P	19	John Henderson	6-1	180	Jr.
	14	Jackson Kleather	5-10	175	So.
PK	14	Jackson Kleather	5-10	175	So.
	46	Zach Long	6-3	190	Jr.
KO	46	Zach Long	6-3	190	Jr.
	40	Ethan Warner	5-9	180	So.
Hold	85	Travis Kenner	5-10	180	R-Fr.
LS	47	George Carlson	6-1	225	Jr.
	41	Quillan Jimenez	6-2	230	R-Fr.
PR	2	RJ Garcia II	6-0	180	Jr.
	20	Justin Pegues	5-9	175	Jr.
KOR	20	Justin Pegues	5-9	175	Jr.
	1	Malcolm Johnson Jr.	6-1	195	Sr.