



# 22

falcon football  
media guide



# collegepressbox

SINCE 2005

EVERYTHING BUT THE PREGAME MEAL



**collegepressbox** is the official  
media website for Division I football

Access and download game notes, quotes, statistics, media guides,  
headshots, logos and more for all FBS schools, conferences,  
postseason games, awards and the College Football Playoff

**For access, please register for an account at:**  
**[collegepressbox.com/register](https://collegepressbox.com/register)**





# 2022 BGSU RECORD BOOK

**Matt McDonald**



**SEASON INFO**

## TABLE OF CONTENTS

### BGSU Football Information

Quick Facts.....	2
Media Information.....	3
2022 Schedule/2021 Results.....	4
Personnel Chart.....	5
Season Information.....	6
Radio Information.....	7
2022 Roster By States.....	8-9
2022 Numerical Roster.....	10-11
2022 Alphabetical Roster.....	12-13

### 2021 Season in Review

2021 Statistics.....	14-24
The Last Time.....	25
2021 Game-By-Game Box Scores.....	26-31

### Opponent Info

All-Time Records.....	32
Series Records.....	33-34

### BGSU History

Falcon Tradition.....	35-39
All-Americans.....	40-41
Bowl Games.....	42-49
All-MAC Performers.....	50-51
Championship/Postseason Teams.....	52-60
Players In The NFL.....	61

### Record Book

Individual Records.....	62-67
Team/Miscellaneous Records.....	68-70
Annual Leaders.....	71-78
All-Time Assistant Coaches.....	79-80
Honors.....	81-84
Hall Of Fame.....	85
Milestones.....	86-91
Year-By-Year Results.....	92-97
Head Coaches.....	98-102
Letterwinners.....	103-108
Spirit & Tradition.....	109
Doyt L. Perry Stadium.....	110-111

### CREDITS

The 2022 BGSU football record book was produced by the BGSU Strategic Communications Office – Vincent Briedis, Football Contact and Assistant AD for Strategic Communications; Mike Cihon (associate director) and Kyle Edmond (assistant director) – in cooperation with the BGSU football program. Primary inside photography by Craig Bell and Brad Phalin, BGSU Office of Marketing and Communications. Cover by Mallory Hiser.



## 2022 BGSU FOOTBALL

12 MAC CHAMPIONSHIPS | 13 BOWL GAME APPEARANCES

# 2022 RECORD BOOK • QUICK FACTS

### A QUICK LOOK AT BOWLING GREEN

Location .....	Bowling Green, Ohio 43403
Founded .....	1910
Enrollment .....	20,232
President .....	Dr. Rodney Rogers
Athletics Director .....	Bob Moosebrugger
Facutly Athletics Rep .....	Dr. Ray Schneider
.....	Dr. Donna Trautman
Nickname .....	Falcons
Mascot .....	Freddie and Frieda Falcon
Colors .....	Orange and Brown
Song .....	Ay Ziggy Zoomba
.....	Forward Falcons
.....	Alma Mater
Affiliations .....	NCAA, Division I FBS
Conference .....	Mid-American Conference (East Division)

### 2022 COACHING STAFF

Scot Loeffler .....	Head Coach
Steve Morrison .....	Associate Head Coach/ILBs
Eric Lewis .....	Defensive Coordinator/Defensive Backs
Greg Nosal .....	Co-Offensive Coordinator/Tight Ends
Max Warner .....	Co-Offensive Coordinator/Quarterbacks
Alex Bayer .....	Special Teams Coordinator
Erik Campbell .....	Passing Game Coord./Wide Receivers
Julian Campenni .....	Defensive Run Game Coord./Defensive Line
Chris Hedden .....	Offensive Run Game Coord./Offensive Line
Sammy Lawanson .....	Outside Linebackers
Brian White .....	Running Backs
Kevin Tolbert .....	Football Strength and Conditioning Coach
Mitch Fair .....	Graduate Assistant (Defense)
Pat Fogarty .....	Graduate Assistant (Offense)
Grant Strock .....	Graduate Assistant (Offense)
Brady Thomas .....	Graduate Assistant (Defense)

### STADIUM

Stadium Complex .....	Doyt Perry Stadium
Official Capacity .....	24,000
Largest Crowd .....	33,527 - Oct. 8, 1983 (UT 6, BGSU 3)
Playing Surface .....	Shaw SportsTurf
Total Games Played at Site .....	284
All-Time Stadium Record .....	171-107-6 (.61268)
First Game at Site .....	Oct. 1, 1966 (BGSU 13, Dayton 0)

### SOCIAL MEDIA • #AYZIGGY • #TOTHEMOON

Twitter .....	@BG_Football
.....	@CoachLoefflerBG
.....	@BGathletics
Instagram .....	@BGSUFootball
.....	@BGFalcons
Facebook .....	BGSUFootball
.....	BGFalcons

### FOOTBALL INFORMATION

2021 Record .....	4-8
MAC Record (Finish) .....	2-6 (T4th)
Starters Returning .....	18
.....	(9 on offense, 9 on defense)
Starters Lost .....	4
.....	(2 on offense, 2 on defense, plus punter/holder and placekicker)
Lettermen Returning .....	50 (22 offense, 27 defense, 1 specialists)
Lettermen Lost .....	16 (8 offense, 5 defense, 3 specialist)
Offensive Alignment .....	No Huddle Multiple
Defensive Alignment .....	Multiple

### COACH SCOT LOEFFLER

Seasons .....	2019-present (2022 will be his 4th season at BG)
BGSU Record .....	7-22 (three seasons)
Overall Career Head Coaching Record .....	7-22 (three seasons)
Career Conference Record .....	4-17 (.190) 21 games
Career vs. Non-Conference Opponents .....	3-5 (.375) 8 games
Twitter .....	@CoachLoefflerBG

### PROGRAM HISTORY

First Year of Football .....	1919 (2022 will be the 104th season)
Total Number of Games .....	1,015
All-Time Record .....	550-413-52 (.5675)
Winning Seasons .....	60
Losing Seasons .....	38
.500 Seasons .....	5

### BGSU STRATEGIC COMMUNICATIONS

Main Office Phone .....	(419) 372-7075
Doyt Perry Stadium Press Box .....	(419) 372-2069
Assistant AD for Strategic Communications .....	Vincent Briedis
Office Phone .....	(419) 372-7075
Cell Phone .....	(434) 326-3792
E-mail Address .....	vinceb@bgsu.edu
Twitter .....	@VincentBriedis
Secondary Contact for Football .....	Kyle Edmond
Office Phone .....	(419) 372-4027
Cell Phone .....	(419) 618-3485
E-mail Address .....	kedmond@bgsu.edu
Twitter .....	@kyleedmond7
Strategic Communications Mailing Address .....	.....
.....	Sebo Athletic Center
.....	1619 Stadium Dr.
.....	Bowling Green, OH 43403
Visiting Radio Lines .....	POTS: (419) 372-9889; 372-0364
.....	ISDN: (419) 728-2479; 728-2480





# 2022 MEDIA INFORMATION

## PLAYER AND COACH BIOS

Bios for all student-athletes and coaches can be found at [BGSUFalcons.com/Football](http://BGSUFalcons.com/Football). For player and coach name pronunciations, click on the ear located next to the name on the roster for an audio pronunciation of the name.

## CREDENTIALS

Requests for working press credentials should be made to the BGSU Strategic Communications Office. Requests should be made at least one week in advance. Late requests will be honored if space is available, but parking cannot be guaranteed for requests less than one week in advance. Scouts and non-working media will be seated if space is available, dependent on league and national rules.

## WEEKLY INFORMATION

Media members can access BGSU information via the internet at [BGSUFalcons.com](http://BGSUFalcons.com). Weekly game notes and statistics will be updated regularly. A PDF version of releases and statistics can be e-mailed to those outlets that would prefer to receive this information on a regular basis. Please notify the BGSU Strategic Communications Office if you would like to be put on our primary media e-mail list.

## WEEKLY PRESS CONFERENCES

Football coach Scot Loeffler will hold a weekly media press conference in the Wilcox Room on the third floor of the Sebo Athletic Center. All members of the media are welcome to attend. Out-of-town media should contact Vincent Briedis to schedule a phone interview with Coach Loeffler or players at least one day in advance. Audio and video of each weekly press conference will be available at [BGSUFalcons.com](http://BGSUFalcons.com) shortly after the completion of the press conference.

## PLAYER INTERVIEWS

BGSU Strategic Communications strives to provide multiple opportunities for media to conduct interviews with student-athletes. Please allow at least 24 hours to set up interviews with players. Arrangements can be made for telephone and in-person interviews at a time that is mutually agreeable to the reporter/broadcaster and the athlete, should there be a scheduling conflict.

## PARKING

A special media parking lot is located adjacent to Perry Stadium, near Cochrane (soccer) Field (Lot EE). Access to the media lot is by Stadium Drive. Admission to the media lot is restricted to people holding the correct credential acquired from the athletic communications office. All media members are asked to enter the stadium through the press gate (Gate 4) at the northwest corner of the stadium.

## PRESS GATE

The press gate (Gate 4) at Doyt L. Perry Stadium is at the northwest corner of the stadium, a short walk from the media parking lot.

## PRESS BOX SERVICES

Members of the media will be provided with game programs, flip cards, current statistics and last-minute pregame notes either in hard copy format or as .pdf documents prior to the start of the game. Statistical summaries will include play-by-play, quarter stats, halftime stats, complete team and individual stats and tackles. The BGSU press box does have wireless internet connection for all members of the media.

## MEDIA FIELD POLICY

A general media pass will allow you access to the field during pre-game warmups and during the final five minutes of the fourth quarter only. Field access will be limited to working photographers and television reporters. **No tripods allowed on the field to shoot. Monopods are allowed. No interviews may be conducted on the field and any attempt to do so may lead to the loss of your media pass.**

## POST-GAME INTERVIEWS

**At Home:** Coach Loeffler and BGSU players will be available for post-game interviews in the Sentinel-Tribune Room located between the two locker rooms, following the normal cooling-off period. BGSU observes a closed locker room policy. The Sentinel-Tribune Room is on the east side of the stadium (opposite the press box), and can be entered through the double doors on the East concourse, under the sky bridge to the elevator.

**On the Road:** Coach Loeffler and requested players will be made available in a designated media room or just outside the locker room following the normal cooling-off period.

## PHOTOGRAPHERS

Photo passes for newspaper photographers and television videographers working on assignment, are available from the BGSU Athletic Communications Office. Photo passes entitle the photographer access to the sideline, the post-game press conference room and the press box.

## RADIO AND TELEVISION

Requests for permission to broadcast must be made in writing. Space will be made available for the official visiting radio station and student radio station on request. There is space in each booth for four people. Phone lines can be ordered through Vincent Briedis. The Mid-American Conference, along with its television partners, owns the television rights to all BGSU home football games. Requests to televise a game from Doyt L. Perry Stadium should go through the MAC.

## LIVE STREAMING

Live streaming of BGSU football practices or games is not permitted. The use of live streaming platforms is prohibited while covering BGSU Football, unless prior permission is obtained from the BGSU Strategic Communications staff.

## COLLEGE PRESS BOX.COM

CollegePressBox.com is the official media website for Division I football. Access and download weekly game notes, quotes, statistics, media guides, headshots, logos and more for each conference and its member schools. Register for access at [collegepressbox.com/register](http://collegepressbox.com/register).



## BGSU Strategic Communications Office

### Mailing Address

249 Perry Stadium East  
Bowling Green, Ohio 43403  
Office Phone: (419) 372-7105  
[www.bgsufalcons.com](http://www.bgsufalcons.com)



### Vincent Briedis

Assistant AD/Communications  
Football Contact  
**Office:** (419) 372-7075  
**Cell:** (434) 326-3792  
**Email:** [vinceb@bgsu.edu](mailto:vinceb@bgsu.edu)  
**Twitter:** @VincentBriedis



### Kyle Edmond

Assistant Director  
Secondary Contact (Players)  
**Office:** (419) 372-4027  
**Cell:** (419) 618-3485  
**Email:** [kedmond@bgsu.edu](mailto:kedmond@bgsu.edu)  
**Twitter:** @kyleedmond7



### Mike Cihon

Associate Director  
**Office:** (419) 372-0474  
**Cell:** (419) 308-0691  
**Email:** [mjcihon@bgsu.edu](mailto:mjcihon@bgsu.edu)  
**Twitter:** @MikeCihon



### David Dietrich

Communications Assistant  
**Cell:** (567) 938-9138  
**Email:** [ddietri@bgsu.edu](mailto:ddietri@bgsu.edu)  
**Twitter:** @DDietrichBGSU





## 2022 BGSU FOOTBALL

12 MAC CHAMPIONSHIPS | 13 BOWL GAME APPEARANCES

# 2021 RESULTS • 2022 SCHEDULE

SEASON INFO



Jordan Anderson

## 2021 BOWLING GREEN RESULTS

Date	Opponent	Result
Sept. 2 (Thurs.)	at Tennessee (SECN)	L/6-38
<b>Sept. 11</b>	<b>SOUTH ALABAMA (ESPN+)</b>	<b>L/19-22</b>
<b>Sept. 18</b>	<b>MURRAY STATE (ESPN3)</b>	<b>W/27-10</b>
Sept. 25	at Minnesota (ESPNU)	W/14-10
Oct. 2	at Kent State* (ESPN+)	L/20-27
<b>Oct. 9</b>	<b>AKRON* (ESPN+)</b>	<b>L/20-35</b>
Oct. 16	at NIU* (ESPN+)	L/26-34
<b>Oct. 23</b>	<b>EASTERN MICHIGAN* (ESPN+)</b>	<b>L/24-55</b>
Oct. 30	at Buffalo* (CBSSN)	W/56-44
<b>Nov. 10 (Wed.)</b>	<b>TOLEDO* (CBSSN)</b>	<b>L/17-49</b>
Nov. 16 (Tues.)	at Miami (OH)* (ESPNU)	L/7-34
<b>Nov. 26 (Fri.)</b>	<b>OHIO* (CBSSN)</b>	<b>W/21-10</b>

\* – Denotes MAC game  
Home games are **Bold**

## 2022 BOWLING GREEN SCHEDULE

Date	Opponent	Series Record
Sept. 3	at UCLA	First Meeting
<b>Sept. 10</b>	<b>EASTERN KENTUCKY</b>	<b>EKU, 3-2</b>
<b>Sept. 17</b>	<b>MARSHALL</b>	<b>BG, 21-8</b>
Sept. 24	at Mississippi State	MSU, 1-0
Oct. 1	at Akron*	BG, 18-10
<b>Oct. 8</b>	<b>BUFFALO*</b>	<b>BG, 12-7</b>
<b>Oct. 15</b>	<b>MIAMI (OH)*</b>	<b>MIA, 46-24-5</b>
Oct. 22	at Central Michigan*	BG, 23-19
<b>Nov. 2 (Wed.)</b>	<b>WESTERN MICHIGAN*</b>	<b>BG, 32-20-3</b>
<b>Nov. 9 (Wed.)</b>	<b>KENT STATE*</b>	<b>BG, 60-23-6</b>
Nov. 15 (Tues.)	at Toledo*	UT, 42-40-4
Nov. 22 (Tues.)	at Ohio*	BG, 41-30-2
Dec. 3	MAC Championship (Detroit, Mich.)	

\* – Denotes MAC game  
Home games are **Bold**





# 2022 PERSONNEL CHART

## LETTERMEN RETURNING (50) OFFENSE (22, 9 STARTERS)

Pos.	No.	Name	Yr.	Ht.	Wt.
<b>WR</b>	<b>0</b>	<b>Tyrone Broden**</b>	<b>Jr.</b>	<b>6-7</b>	<b>200</b>
	85	Cavon Croom**	Sr.^	6-0	195
	8	Jhaylin Embry*	So.	6-0	180
	80	Jaedyn McKinstry*	So.	6-5	210
	<b>18</b>	<b>Austin Osborne*</b>	<b>Sr.</b>	<b>6-2</b>	<b>205</b>
<b>QB</b>	14	Jake Rogers***	Sr.	5-9	180
	<b>3</b>	<b>Matt McDonald**</b>	<b>Sr.^</b>	<b>6-3</b>	<b>210</b>
	20	Jamal Johnson*	So.	5-10	195
	19	Taron Keith*	So.	5-10	190
	5	Nick Mosley*	So.	5-10	200
<b>RB</b>	28	Jaison Patterson*	So.	6-0	215
	21	Trevon Raymore*	Jr.	5-10	140
	<b>4</b>	<b>Terion Stewart**</b>	<b>So.</b>	<b>5-9</b>	<b>210</b>
	30	PaSean Wimberly*	Jr.	5-10	175
	89	Andrew Bench**	So.	6-3	250
<b>TE</b>	<b>10</b>	<b>Levi Gazarek*</b>	<b>So.</b>	<b>6-5</b>	<b>245</b>
	2	Javonte Kinsey**	So.	6-5	215
	<b>88</b>	<b>Christian Sims***</b>	<b>Sr.</b>	<b>6-4</b>	<b>240</b>
	<b>52</b>	<b>Jeremiah Banks-Wall**</b>	<b>Jr.</b>	<b>6-5</b>	<b>280</b>
	50	Alex Wollschlaeger*	So.	6-7	290
<b>OG</b>	<b>77</b>	<b>Jalen Grant**</b>	<b>Jr.</b>	<b>6-3</b>	<b>280</b>
	<b>72</b>	<b>Cade Zimmerly*</b>	<b>So.</b>	<b>6-1</b>	<b>285</b>

## DEFENSE (27, 9 STARTERS)

Pos.	No.	Name	Yr.	Ht.	Wt.
<b>OLB</b>	46	James Miller**	Jr.	6-1	215
	<b>9</b>	<b>Blaine Spires**</b>	<b>Jr.</b>	<b>6-2</b>	<b>235</b>
	<b>6</b>	<b>Bryce Brand*</b>	<b>Sr.^</b>	<b>6-0</b>	<b>245</b>
	15	Avi McGary*	Jr.	6-2	200
	13	Charles Rosser*	So.	6-3	220
<b>ILB</b>	<b>23</b>	<b>Darren Anders***</b>	<b>Sr.</b>	<b>6-0</b>	<b>230</b>
	<b>2</b>	<b>Brock Horne**</b>	<b>Jr.</b>	<b>6-1</b>	<b>235</b>
	24	Diego Neri*	So.	6-2	230
	<b>11</b>	<b>Karl Brooks****</b>	<b>Sr.^</b>	<b>6-4</b>	<b>295</b>
	60	Dontrez Brown**	So.	6-3	290
<b>DL</b>	12	JB Brown**	Jr.	6-2	230
	<b>56</b>	<b>Walter Haire***</b>	<b>Sr.^</b>	<b>6-3</b>	<b>275</b>
	14	Demetrius Hardamon*	Sr.^	6-4	240
	<b>54</b>	<b>Anthony Hawkins**</b>	<b>Jr.</b>	<b>6-2</b>	<b>285</b>
	38	Dierre Kelly*	So.	6-2	270
<b>S</b>	33	Jordan Porter**	Jr.	6-4	260
	93	Billie Roberts**	So.	6-5	295
	99	Ali Saad*	So.	6-3	250
	34	Adrian Wilson*	So.	6-5	240
	<b>0</b>	<b>Jordan Anderson***</b>	<b>Sr.</b>	<b>5-10</b>	<b>200</b>
<b>CB</b>	26	Davion Daniels**	So.	6-0	185
	32	Patrick Day**	Jr.	5-11	195
	8	Trent Simms**	So.	6-0	205
	18	Jalen Burton*	So.	5-10	190
	<b>7</b>	<b>Davon Ferguson*</b>	<b>Sr.^</b>	<b>5-10</b>	<b>190</b>
	4	DeShawn Jones Jr.*	So.	5-11	180
	21	Marcus Sheppard**	Jr.	5-11	190

## SPECIALISTS (1)

Pos.	No.	Name	Yr.	Ht.	Wt.
PK	93	Mason Lawler***	Sr.	6-3	215

^ - Next to **Yr.** denotes player using extra COVID-19 year from NCAA in 2022

## LETTERMEN LOST (16) OFFENSE (8, 2 STARTERS)

Pos.	No.	Name	Yr.	Ht.	Wt.
<b>OG</b>	61	Kellen Adler**	Jr.\$	6-3	315
	55	Gabriel Brown*	So.^	6-3	315
	54	Matt Fortner*	So.\$	6-3	295
	65	Brian Kilbane*	So.@	6-3	310
	56	Ja'Von Lyons**	So.\$	6-3	330
<b>OT</b>	63	Sam Neverov***	Sr.\$	6-6	310
	<b>62</b>	<b>Malone VanGorder*</b>	<b>So.%</b>	<b>6-3</b>	<b>280</b>
	<b>75</b>	<b>Jordan Murphy****</b>	<b>Sr.</b>	<b>6-4</b>	<b>290</b>

^ Enrolled at Grand Valley State for final three years of eligibility  
@ Enrolled at Akron for final three years of eligibility  
\$ Retired from football  
% Enrolled at Chattanooga for final three years of eligibility

## DEFENSE (5, 2 STARTERS)

Pos.	No.	Name	Yr.	Ht.	Wt.
CB	28	Diata Burns**	Sr.&	6-0	185
	13	Elijah Eberhardt*	So.&	5-10	175
	3	Devin Taylor*	Sr.	6-1	200
S	5	Sy Dabney**	Sr.@	6-0	200
DL	85	Jevon Henderson**	Sr.\$	6-4	285

& Enrolled at Alabama A&M for final year of eligibility  
@ Enrolled at Illinois State for final year of eligibility  
! Currently in the transfer portal  
\$ Retired from football

## SPECIALISTS (3)

Pos.	No.	Name	Yr.	Ht.	Wt.
PK	39	Nate Needham****	Sr.	6-1	195
LS	48	James Carolan*****	Sr.	5-11	190
P	96	Matt Naranjo****	Sr.	5-10	200

\*-next to name indicates letters earned







# 2022 BGSU FOOTBALL

12 MAC CHAMPIONSHIPS | 13 BOWL GAME APPEARANCES

## SEASON INFORMATION

### STARTERS

#### Offensive Players With Starting Experience Returning

Name, Pos.	'17	'18	'19	'20	'21	Career	Streak
Matt McDonald, QB	*	0	*	5	12	17	17
Jalen Grant, C	*	*	*	3	12	15	15
Tyrone Broden, WR	*	*	*	5	9	14	6
Jeremiah Banks-Wall, OT	*	*	*	1	11	12	-
Christian Sims, TE	*	*	0	1	9	10	3
Cade Zimmerly, OG	*	*	*	*	10	10	3
Levi Gazarek, TE	*	*	*	0	10	10	10
Austin Osborne, WR	*	*	0	0	9	9	-
Andrew Bench, TE	*	*	*	2^	3	5	-
Terion Stewart, RB	*	*	*	0	5	5	2
Jaison Patterson, RB	*	*	*	*	4	4	-
Jhaylin Embry, WR	*	*	*	1	2	3	-
Taron Keith, RB	*	*	*	0	3	3	-
Cavan Croom, WR	*	0	0	0	3	3	1
Alex Padgett, OG	*	*	*	*	3	3	1
Alex Wollschlaeger, OT	*	*	*	*	2	2	-
Jamal Johnson, RB	*	*	*	*	2	2	-
Trevon Raymore, RB	*	*	*	1	0	1	-
Nick Mosley, RB	*	*	*	*	1	1	-

\* did not play Note: Some starts may be at positions other than the ones listed.

^ - starts while playing defense

#### Offensive Players With Starting Experience Lost

Name, Pos.	'17	'18	'19	'20	'21	Career	Streak
Malone VanGorder, OG	*	*	*	0	12	12	12
Jordan Murphy, OT	*	0	0	5^	10	15	6
Sam Neverov, OG	*	0	5	5	0	10	-

\* did not play Note: Some starts may be at positions other than the ones listed.

^ - starts while playing defense

#### Defensive Players With Starting Experience Returning

Name, Pos.	'17	'18	'19	'20	'21	Career	Streak
Karl Brooks, DL	*	8	12	3	12	35	14
Davon Ferguson, CB	10	0	5	4	7	26	-
Jordan Anderson, S	*	*	7	4	12	23	14
Walter Haire, DL	*	0	4	5	12	21	21
Darren Anders, LB	*	*	1	5	12	18	18
Blaine Spiers, DL	*	*	*	0	11	11	1
Brock Horne, LB	*	*	*	0	10	10	10
Marcus Sheppard, CB	*	*	*	1	6	7	-
Anthony Hawkins, DL	*	*	*	0	7	7	6
Billie Roberts, DL	*	*	*	0	6	6	-
Bryce Brand, OLB	*	0	1	0	3	4	-
Trent Simms, S	*	*	*	0	4	4	4
Jalen Burton, CB	*	*	*	*	3	3	-
Deshawn Jones Jr., CB	*	*	*	*	2	2	2
Demetrius Hardamon, DE	*	0	0	0	1	1	-
Patrick Day, S	*	*	*	1	0	1	-
Diego Neri, LB	*	*	*	*	1	1	-

\* did not play Note: Some starts may be at positions other than the ones listed.

#### Defensive Players With Starting Experience Lost

Name, Pos.	'17	'18	'19	'20	'21	Career	Streak
Devin Taylor, CB	0	15	11	8	12	46	20
Sy Dabney, S	*	0	0	4	11	15	5

\* did not play Note: Some starts may be at positions other than the ones listed.

^ - starts while playing defense

### WHAT RETURNS BY PERCENTAGE

Rushing Yards.....	99.3
Passing Yards.....	99.1
Receiving Yards.....	100.0
Receptions.....	100.0
Punt Return Yards.....	93.1
Kickoff Return Yards.....	98.0
Scoring.....	35.4
Total Offense.....	99.2
All-Purpose Yards.....	99.3
Field Goals.....	0.0
Punting Yards.....	0.0
Tackles.....	85.0
Tackles for Loss.....	95.7
Sacks.....	94.6
Fumble Recoveries.....	100.0
Interceptions.....	75.0
Passes Broken Up.....	67.7
Turnovers Forced.....	78.9

### BGSU BY CLASS

#### GRADUATES (13)

S Chris Bacon, OLB Bryce Brand, WR Cavan Croom, CB Davon Ferguson, DL Walt Haire, K Mason Lawler, WR CJ Lewis, QB Matt McDonald, WR Austin Osborne, C Jakari Robinson, PK Owen Rozanc, OT Kameron Stewart, ILB DJ Taylor.

#### SENIORS (6)

ILB Darren Anders, S Jordan Anderson, DL Karl Brooks, OLB Demetrius Hardamon, WR Odieu Hiliare, TE Christian Sims.

#### JUNIORS (28)

OT Jeremiah Banks-Wall, TE Andrew Bench, WRTyrone Broden, DL Dontrez Brown, ILB JB Brown, S Davion Daniels, S Patrick Day, TE Ian Drummond, OT Cedric Dunbar II, OG Jalen Grant, QB Drew Gunter, OT Luke Harmon, DL Anthony Hawkins, ILB Brock Horne, OLB Avi McGary, OG Marcelo Mendiola, ILB James Miller, WR Nick Niehoff, QB Camden Orth, DL Jordan Porter, RB Trevon Raymore, WR Jake Rogers, ILB Justin Schiets, CB Marcus Sheppard, ILB Brennan Spiess, OLB Blaine Spiers, DL Kitone Tau, RB PaSean Wimberly.

#### SOPHOMORES (33)

TE Bryce Boyer, OG Jake Burns, CB Jalen Burton, WRTy Cook, WR Jhaylin Embry, OTTunde Fatukasi, TE Levi Gazarek, WR Princeton Hoskins, RB Jamal Johnson, CB Deshawn Jones Jr., OG Delonus Kabir, RB Taron Keith, DL Dierre Kelly, TE Nic Kilbride, TE Javonte Kinsey, TE Griffin Little, OT Leiris Manzi, WR Jaedyn McKinstry, RB Nick Mosley, ILB Diego Neri, CB Jordan Oladokun, RB Jaison Patterson, DL Billie Roberts, OLB Charles Rosser, DL Ali Saad, K Jack Sauder, S Trent Simms, RB Terion Stewart, OG Bronson Warner, ILB Chris Williams, DL Adrian Wilson, OT Alex Wollschlaeger, OG Cade Zimmerly.

#### REDSHIRT FRESHMEN (12)

PK Alan Anaya, LS George Carlson, DL Joey Fakhoury, TE Rocco Hicks, OLB Cashius Howell, WRTae Shaun Johnson, S Willie Jones, DL Nate Pabst, OT Alex Padgett, TE Zach Russell, S Victor Vazquez, DL Chase Whatton.

#### FRESHMEN (17)

QB Owen Bainbridge, OLB Myles Bradley, TE Harold Fannin Jr., WR Jalen Holly, CB Jalen Huskey, RB Jordan Jackson, RB Jaylen Jennings, WR Trey Johnson, LS Dominic Konopka, CB Darius Lorfils, DB Markim McKinnie, DL Davonte Miles, LB Joseph Sipp Jr., P Sami Sir, RB Braxton Todd, PK Ethan Warner, OLB Canaan Williams.



# RADIO INFORMATION



L-R: Todd Walker (Play-by-Play), Chris Fast (stats), John Gibson (analyst) and Kevin Piel (sideline)

## Falcon Sports Radio Network

WFRO 99.1 FM enters its 13th year as the flagship station for Bowling Green athletics beginning in the 2022-23 season.

Todd Walker begins his 20th season as the "Voice of the Falcons" while John Gibson returns to the radio booth for his 17th year, spending 2003-05 and 2009-present with the Falcon football radio team.

WFRO Eagle 99 will carry all football and men's basketball games, as well as the live Falcons Nest Coaches Show, which airs on Monday nights from Fricker's in Bowling Green. Additionally, all radio broadcasts are available on the web at the official home of Bowling Green Athletics, [www.BGSUFalcons.com](http://www.BGSUFalcons.com).

In addition to Bowling Green State University, Learfield Sports manages multimedia rights for more than 126 collegiate institutions and associations, and titles the Learfield Sports Directors' Cup. For additional corporate information and a complete collegiate portfolio, visit [www.learfieldsports.com](http://www.learfieldsports.com).



**FALCON SPORTS  
RADIO  
NETWORK**

## 2022-23 BGSU Radio Network Affiliates

- WFRO (99.1 FM) \* - Fremont, Ohio
- WONW (1280 AM) - Defiance, Ohio
- WFUN (970 AM) - Ashtabula, Ohio
- WKKI (94.3 FM) - Celina, Ohio
- WQQO (100.7 FM) - Toledo, Ohio
- WTOD (106.5 FM) - Toledo, Ohio
- WIMA (1150 AM) - Lima, Ohio

\*Flagship

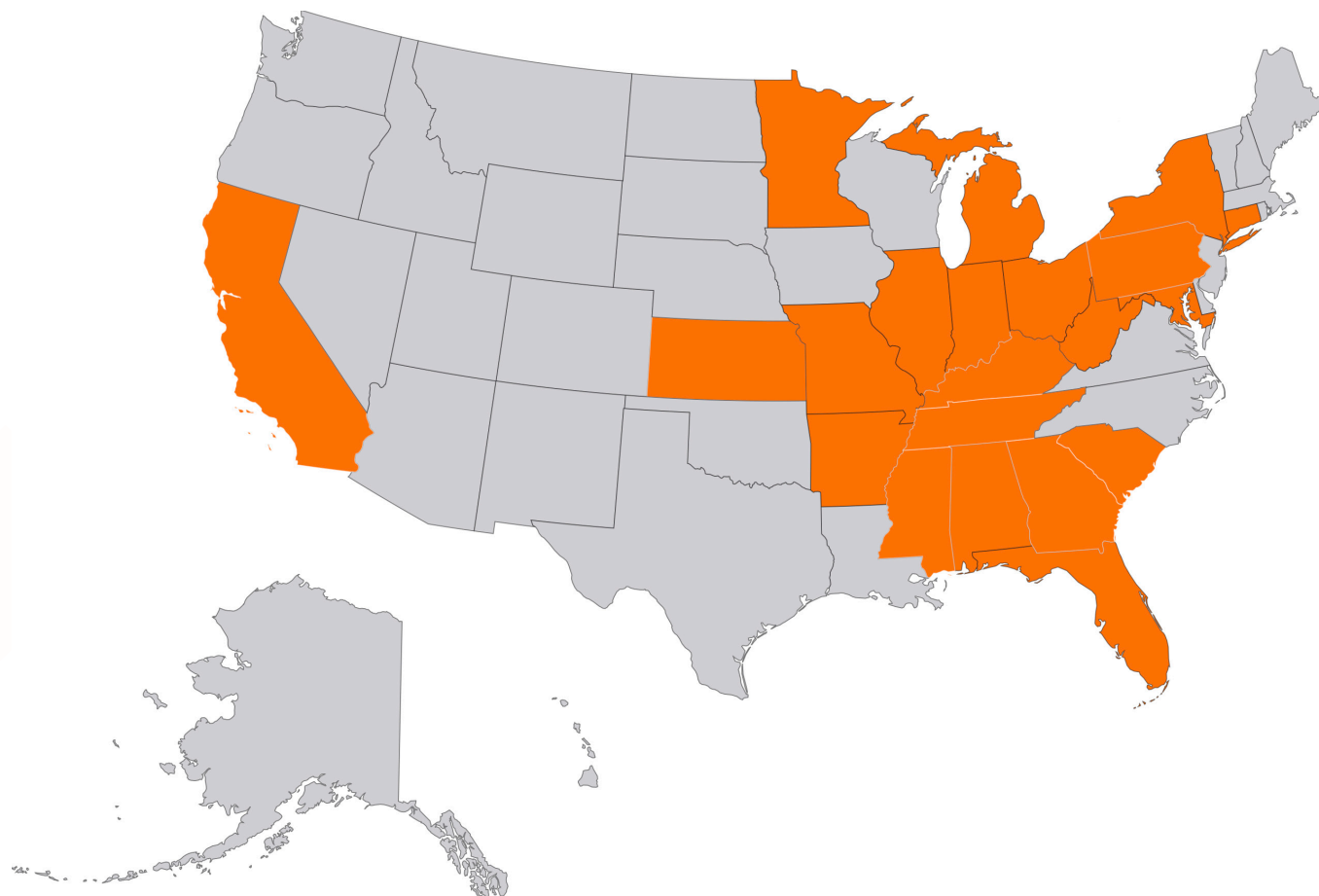


# 2022 BGSU FOOTBALL

12 MAC CHAMPIONSHIPS | 13 BOWL GAME APPEARANCES

## 2022 FALCONS BY STATE AND HOMETOWN

SEASON INFO



PLAYER	HOMETOWN	HIGH SCHOOL
<b>Alabama (1)</b>		
Jakari Robinson	Talladega	Munford
<b>Arkansas (1)</b>		
JB Brown	Hughes	Har-Ber
<b>California (3)</b>		
Matt McDonald	Newport Beach	Mission Viejo
Austin Osborne	Rancho Santa Margarita	Mission Viejo
Kitone Tau	Concord	Pittsburg
<b>Connecticut (1)</b>		
CJ Lewis	Hamden	Cheshire Academy
<b>Florida (11)</b>		
Jhaylin Embry	Jacksonville	Sandalwood
Odieu Hiliare	Belle Glade	Glades Central
Jordan Jackson	DeLand	Mainland
Delonus Kabir	Belle Glade	Pahokee
Taron Keith	DeLand	Mainland
Javonte Kinsey	Jacksonville	Sandalwood
Jaison Patterson	Jacksonville	Edward H. White
Jordan Oladokun	Tampa	Gaither
Camden Orth	Gainesville	Buchholz
Joseph Sipp Jr.	Tampa	Hillborough
Victor Vazquez	Miami	Florida Christian

PLAYER	HOMETOWN	HIGH SCHOOL
<b>Georgia (3)</b>		
Chris Bacon	Atlanta	Westlake
Christian Sims	Norcross	Norcross
Chris Williams	Alpharetta	King's Ridge Christian
<b>Illinois (9)</b>		
Jeremiah Banks-Wall	Chicago	Montini Catholic
Jalen Burton	Waukegan	Carmel Catholic
George Carlson	Woodstock	Marian Central
Jalen Grant	Chicago	Mount Carmel
Jamal Johnson	Frankfort	Lincoln-Way East
Trey Johnson	Frankford	Lincoln-Way East
Willie Jones	Chicago	Wendell Phillips Acad.
Adrian Wilson	Tinley Park	Lincoln-Way East
Alex Wollschlaeger	Aurora	Oswego East
<b>Indiana (4)</b>		
Walter Haire	Indianapolis	North Central
Dierre Kelly	Gary	Merrillville
Griffin Little	Fort Wayne	Homestead
Marcelo Mendiola	East Chicago	Mount Carmel
<b>Kansas (1)</b>		
Rocco Hicks	Overland Park	Blue Valley West





# 2022 FALCONS BY STATE AND HOMETOWN

PLAYER	HOMETOWN	HIGH SCHOOL
<b>Kentucky (1)</b>		
Zach Russell	East Point	Johnson Central
<b>Maryland (4)</b>		
Davon Ferguson	Baltimore	St. Vincent Pallotti
Jalen Huskey	Gaithersburg	Quince Orchard
Darius Lorfils	Germantown	Northwest
Canaan Williams	Waldorf	Rock Creek Christian
<b>Michigan (14)</b>		
Jordan Anderson	Detroit	Harper Woods
Bryce Brand	Detroit	Clayton Valley Charter
Tyrone Broden	Detroit	West Bloomfield
Karl Brooks	Lansing	Lansing Sexton
Joey Fakhoury	Dearborn	Dearborn
Luke Harmon	Grand Rapids	Catholic Central
Jalen Holly	River Rouge	River Rouge
Brock Horne	Romeo	Romeo
Davonte Miles	River Rouge	River Rouge
James Miller	Gaylord	Gaylord
Jordan Porter	Muskegon	Muskegon
Billie Roberts	Muskegon	Muskegon
Ali Saad	Dearborn	Dearborn
Marcus Sheppard	Novi	Detroit Country Day
<b>Minnesota (1)</b>		
Bronson Warner	Chaska	Eden Prairie
<b>Mississippi (1)</b>		
Cedric Dunbar II	Natchez, Miss.	Cathedral
<b>Missouri (1)</b>		
Cashius Howell	Kansas City	Rockhurst
<b>New York (1)</b>		
Tunde Fatukasi	Far Rockaway	Erasmus Hall
<b>Ohio (43)</b>		
Darren Anders	North Olmsted	North Olmsted
Owen Bainbridge	Stow	Stow-Munroe Falls
Andrew Bench	Elmore	Genoa
Bryce Boyer	Whitehouse	Anthony Wayne
Myles Bradley	Mansfield	Mansfield
Dontrez Brown	Fremont	Fremont Ross
Jack Burns	Akron	Archbishop Hoban
Ty Cook	Pickerington	Pickerington North
Cavon Croom	Sandusky	Sandusky
Davion Daniels	Hubbard	Hubbard
Patrick Day	Hilliard	Bradley
Ian Drummond	Lewis Center	Olentangy
Harold Fannin Jr.	Canton	McKinley
Levi Gazarek	North Baltimore	North Baltimore
Demetrius Hardamon	Beavercreek	Beavercreek
Anthony Hawkins	Mansfield	Mansfield Senior
Princeton Hoskins	Reynoldsburg	Reynoldsburg
Jaylen Jennings	Columbus	Harvest Preparatory
Tae'Shaun Johnson	Toledo	Central Catholic
Deshawn Jones Jr.	Akron	East CLC
Nic Kilbride	Perrysburg	Perrysburg
Dominic Konopka	Sharon Center	Highland

PLAYER	HOMETOWN	HIGH SCHOOL
<b>Ohio (Cont.)</b>		
Mason Lawler	Avon	St. Edward
Leiris Manzi	Columbus	Westerville North
Markim McKinnie	Akron	Archbishop Hoban
Avi McGary	Cincinnati	Lakota East
Jaedyn McKinstry	Fremont	St. John's Jesuit
Nick Mosley	Pickerington	Pickerington Central
Diego Neri	Cincinnati	Cincinnati Northwest
Nick Niehoff	Mason	Mason
Nate Pabst	Springdale	Archbishop Moeller
Alex Padgett	Avon Lake	Avon Lake
Trevon Raymore	Norwalk	Norwalk
Jake Rogers	Medina	Highland
Charles Rosser	Cleveland	Benedictine
Owen Rozanc	Sheffield Lake	Brookside
Justin Schiets	Woodville	Toledo Central Catholic
Trent Simms	Toledo	Sylvania Northview
Brennan Spiess	London	London
Blaine Spires	Youngstown	East
Ethan Warner	Bowling Green	Bowling Green
PaSean Wimberly	Toledo	Whitmer
Cade Zimmerly	Perrysburg	Perrysburg
<b>Pennsylvania (2)</b>		
Drew Gunther	Chester Springs	Malvern Prep
Chase Whatton	Pittsburgh	Elizabeth Forward
<b>South Carolina (1)</b>		
Kameren Stewart	Irmo	Dutch Fork
<b>Tennessee (3)</b>		
Jack Sauder	Franklin	Battleground Academy
Terion Stewart	Memphis	Sandusky (Ohio)
DJ Taylor	Belvidere	Huntland
<b>West Virginia (1)</b>		
Braxton Todd	Martinsburg	Martinsburg
<b>INTERNATIONAL</b>		
<b>Australia (1)</b>		
Sami Sir	Melbourne	Essendon Keilor College
<b>Mexico (1)</b>		
Alan Anaya	Mexico City	ITSEM Queretaro



# 2022 BGSU FOOTBALL

12 MAC CHAMPIONSHIPS | 13 BOWL GAME APPEARANCES

## 2022 BOWLING GREEN NUMERICAL ROSTER

SEASON INFO

No	Name	Pos	Ht	Wt	Yr	Hometown	High School/Previous School
0	Jordan Anderson***	S	5-10	200	Sr.	Detroit, Mich.	Harper Woods
0	Tyrone Broden**	WR	6-7	210	Jr.	Detroit, Mich.	West Bloomfield
1	Odieu Hiliare	WR	6-0	180	Sr.	Belle Glade, Fla.	Glades Central/Alabama A&M
2	Brock Horne**	LB	6-1	235	Jr.	Romeo, Mich.	Romeo
2	Javonte Kinsey**	TE	6-5	230	So.	Jacksonville, Fla.	Sandalwood
3	Chris Bacon	S	6-1	195	Sr.*	Atlanta, Ga.	Westlake/Georgia State
3	Matt McDonald**	QB	6-3	210	Sr.*	Newport Beach, Calif.	Mission Viejo/Boston College
4	Deshawn Jones Jr.*	CB	5-11	180	So.	Akron, Ohio	East CLC
4	Terion Stewart**	RB	5-9	215	So.	Memphis, Tenn.	Sandusky (Ohio)
5	Nick Mosley*	RB	5-10	200	So.	Pickerington, Ohio	Pickerington Central
6	Bryce Brand*	OLB	6-0	250	Sr.*	Detroit, Mich.	Clayton Valley Charter/West Virginia
6	Drew Gunther	QB	6-3	215	Jr.	Chester Springs, Pa.	Malvern Prep/Syracuse
7	Owen Bainbridge	QB	6-4	210	Fr.	Stow, Ohio	Stow-Munroe Falls
7	Davon Ferguson*	CB	5-10	190	Sr.*	Baltimore, Md.	St. Vincent Pallotti/Kansas
8	Jhaylin Embry*	WR	6-0	180	So.	Jacksonville, Fla.	Sandalwood
8	Trent Simms**	S	6-0	205	So.	Toledo, Ohio	Sylvania Northview
9	Griffin Little	TE	6-4	240	So.	Fort Wayne, Ind.	Homestead
9	Blaine Spires**	OLB	6-2	240	Jr.	Youngstown, Ohio	East
10	Levi Gazarek*	TE	6-5	250	So.	North Baltimore, Ohio	North Baltimore
10	Jordan Oladokun	CB	6-0	185	So.	Tampa, Fla.	Gaither/Samford
11	Karl Brooks****	DL	6-4	300	Sr.*	Lansing, Mich.	Lansing Sexton
11	CJ Lewis	WR	6-3	215	Sr.*	Hamden, Conn.	Cheshire Academy/Boston College
12	JB Brown**	ILB	6-2	230	Jr.	Hughes, Ark.	Har-Ber
12	Camden Orth	QB	6-3	230	Jr.	Gainesville, Fla.	Buchholz/LIU
13	Nick Niehoff	WR	6-2	185	Jr.	Mason, Ohio	Mason
13	Charles Rosser*	OLB	6-3	220	So.	Cleveland, Ohio	Benedictine
14	Demetrius Hardamon*	OLB	6-4	235	Sr.*	Beavercreek, Ohio	Beavercreek/Georgetown College (Ky.)
14	Jake Rogers***	WR	5-9	180	Jr.	Medina, Ohio	Highland
15	Avi McGary*	OLB	6-2	200	Jr.	Cincinnati, Ohio	Lakota East
16	Willie Jones	S	6-2	190	R-Fr.	Chicago, Ill.	Wendell Phillips Academy
17	Tae'Shaun Johnson	WR	5-11	190	R-Fr.	Toledo, Ohio	Central Catholic
17	DJ Taylor	ILB	6-1	235	Sr.*	Belvidere, Tenn.	Huntland/Wake Forest
18	Jalen Burton*	CB	5-10	195	So.	Waukegan, Ill.	Carmel Catholic
18	Austin Osborne*	WR	6-2	210	Sr.	Rancho Santa Margarita, Calif.	Mission Viejo/Washington
19	Taron Keith*	RB	5-10	195	So.	DeLand, Fla.	Mainland
19	Darius Lorfils	CB	6-2	175	Fr.	Germantown, Md.	Northwest
20	Jalen Huskey	CB	6-1	180	Fr.	Gaithersburg, Md.	Quince Orchard
20	Jamal Johnson*	RB	5-10	195	So.	Frankford, Ill.	Lincoln-Way East
21	Marcus Sheppard**	CB	5-11	190	Jr.	Novi, Mich.	Detroit Country Day
22	Joseph Sipp Jr.	ILB	6-0	215	Fr.	Tampa, Fla.	Hillsborough
23	Darren Anders***	ILB	6-0	230	Sr.	North Olmsted, Ohio	North Olmsted
23	Ty Cook	WR	6-1	165	So.	Pickerington, Ohio	Pickerington North
24	Diego Neri*	LB	6-2	230	So.	Cincinnati, Ohio	Cincinnati Northwest
24	Braxton Todd	RB	6-0	205	Fr.	Martinsburg, W.Va.	Martinsburg
25	Jaylen Jennings	RB	5-10	195	Fr.	Columbus, Ohio	Harvest Preparatory School
25	Canaan Williams	OLB	6-2	205	Fr.	Waldorf, Md.	Rock Creek Christian Academy
26	Davion Daniels**	S	5-10	190	Jr.	Hubbard, Ohio	Hubbard
26	Trey Johnson	WR	6-0	190	Fr.	Frankfort, Ill.	Lincoln-Way East
27	Nic Kilbride	TE	6-3	230	So.	Perrysburg, Ohio	Perrysburg
28	Jaison Patterson*	RB	6-0	220	So.	Jacksonville, Fla.	Edward H. White
30	Cashius Howell	OLB	6-4	235	R-Fr.	Kansas City, Mo.	Rockhurst
30	PaSean Wimberly*	RB	5-10	175	Jr.	Toledo, Ohio	Whitmer
32	Patrick Day**	S	5-11	190	Jr.	Hilliard, Ohio	Bradley
33	Jordan Porter**	DL	6-4	260	Jr.	Muskegon, Mich.	Muskegon
34	Adrian Wilson*	DL	6-5	260	So.	Tinley Park, Ill.	Lincoln-Way East
35	Billie Roberts**	DL	6-5	290	So.	Muskegon, Mich.	Muskegon
35	Owen Rozanc	PK	5-11	190	Sr.*	Sheffield Lake, Ohio	Brookside/West Liberty
36	Jordan Jackson	RB	6-0	200	Fr.	Daytona, Fla.	Mainland/Army Prep
37	Victor Vazquez	S	5-10	180	R-Fr.	Miami, Fla.	Florida Christian
38	Dierre Kelly*	DL	6-2	270	So.	Gary, Ind.	Merrillville
39	Markim McKinnie	DB	5-11	175	Fr.	Akron, Ohio	Archbishop Hoban
40	Ethan Warner	PK	5-9	165	Fr.	Bowling Green, Ohio	Bowling Green



# 2022 BOWLING GREEN NUMERICAL ROSTER

No	Name	Pos	Ht	Wt	Yr	Hometown	High School/Previous School
41	Justin Schiets	ILB	5-11	225	Jr.	Woodville, Ohio	Toledo Central Catholic
42	Dominic Konopka	LS	6-0	225	Fr.	Sharon Center, Ohio	Highland
43	Jack Sauder	K	5-10	175	So.	Franklin, Tenn.	Battleground Academy
44	Harold Fannin Jr.	TE	6-4	230	Fr.	Canton, Ohio	McKinley
45	Rocco Hicks	TE	6-4	250	R-Fr.	Overland Park, Kan.	Blue Valley West
46	James Miller**	ILB	6-1	220	Jr.	Gaylord, Mich.	Gaylord
48	Myles Bradley	OLB	6-0	220	Fr.	Mansfield, Ohio	Mansfield
47	George Carlson	LS	6-1	215	R-Fr.	Woodstock, Ill.	Marian Central
50	Alex Wollschlaeger*	OT	6-7	290	So.	Aurora, Ill.	Oswego East
51	Cedric Dunbar II	OT	6-5	325	Jr.	Natchez, Miss.	Cathedral/Jackson State
51	Chris Williams	ILB	6-2	205	So.	Alpharetta, Ga.	King's Ridge Christian
52	Jeremiah Banks-Wall**	OT	6-5	280	Jr.	Chicago, Ill.	Montini Catholic
53	Tunde Fatukasi	OT	6-5	300	So.	Far Rockaway, N.Y.	Erasmus Hall/Rutgers
53	Kitione Tau	DL	6-0	285	Jr.	Concord, Calif.	Pittsburg/Lance CC
54	Anthony Hawkins**	DL	6-2	290	Jr.	Mansfield, Ohio	Mansfield Senior
54	Delonus Kabir	OG	6-3	325	So.	Belle Glade, Fla.	Pahokee/Florida A&M
55	Jakari Robinson	C	6-1	310	Sr.*	Talladega, Ala.	Munford/Memphis
56	Walter Haire***	DL	6-3	275	Sr.*	Indianapolis, Ind.	North Central
57	Alex Padgett	OT	6-6	315	R-Fr.	Avon Lake, Ohio	Avon Lake
58	Leiris Manzi	OT	6-4	290	So.	Columbus, Ohio	Westerville North/Hocking College
60	Dontrez Brown**	DL	6-3	295	Jr.	Fremont, Ohio	Fremont Ross
64	Bronson Warner	OG	6-3	305	Jr.	Chaska, Minn.	Eden Prairie/Abilene Christian
65	Jake Burns	OG	6-2	300	So.	Akron, Ohio	Archbishop Hoban/Cincinnati
72	Cade Zimmerly*	C/OG	6-1	295	So.	Perrysburg, Ohio	Perrysburg
74	Marcelo Mendiola	OG	6-3	325	Jr.	East Chicago, Ind.	Mount Carmel/Cincinnati
76	Kameren Stewart	OT	6-6	285	Jr.	Irmo, S.C.	Dutch Fork/Coastal Carolina
77	Jalen Grant**	OG	6-3	285	Jr.	Chicago Ill.	Mount Carmel
80	Jaedyn McKinstry	WR	6-5	210	So.	Fremont, Ohio	St. John's Jesuit
81	Bryce Boyer	TE	6-3	230	So.	Whitehouse, Ohio	Anthony Wayne
82	Zach Russell	TE	6-3	250	R-Fr.	East Point, Ky.	Johnson Central
83	Jalen Holly	WR	6-0	190	Fr.	River Rouge, Mich.	River Rouge
85	Cavon Croom**	WR	6-0	195	Sr.*	Sandusky, Ohio	Sandusky
86	Ian Drummond	TE	6-4	240	Jr.	Lewis Center, Ohio	Olentangy/Elon
87	Princeton Hoskins	WR	5-10	185	So.	Reynoldsburg, Ohio	Reynoldsburg
88	Christian Sims***	TE	6-4	240	Sr.	Norcross, Ga.	Norcross
89	Andrew Bench**	TE	6-3	250	Jr.	Elmore, Ohio	Genoa
90	Davonte Miles	DL	6-5	275	Fr.	River Rouge, Mich.	River Rouge
91	Nate Pabst	DL	6-5	275	R-Fr.	Springdale, Ohio	Archbishop Moeller
93	Mason Lawler***	P/PK	6-3	220	Sr.	Avon, Ohio	St. Edward
94	Joey Fakhoury	DL	6-0	235	R-Fr.	Dearborn, Mich.	Dearborn
98	Alan Anaya	K	5-6	180	R-Fr.	Mexico City, Mexico	ITESM Queretaro
99	Ali Saad*	DL	6-3	265	So.	Dearborn, Mich.	Dearborn/Minnesota
99	Sami Sir	P	6-2	210	Fr.	Oak Park, Australia	Essendon Keilor College

**Key:**

Yr\* = utilizing COVID year, \*\*\* beside name indicates letters won

**Coaching Staff:**

Scot Loeffler (head coach), Steve Morrison (associate head coach/inside linebackers), Eric Lewis (defensive coordinator/defensive backs), Greg Nosal (co-offensive coordinator/tight ends), Max Warner (co-offensive coordinator/quarterbacks), Alex Bayer (special teams coordinator), Chris Hedden (offensive line), Erik Campbell (passing game coordinator/wide receivers), Julian Campenni (defensive run coordinator/defensive line), Chris Hedden (offensive run game coordinator/offensive line), Sammy Lawanson (outside linebackers), Brian White (running backs), Kevin Tolbert (football strength and conditioning coach), Mitch Fair (graduate assistant/defense), Pat Fogarty (graduate assistant/offense), Grant Strock (graduate assistant/offense), Brady Thomas (graduate assistant/defense).





# 2022 BGSU FOOTBALL

12 MAC CHAMPIONSHIPS | 13 BOWL GAME APPEARANCES

## 2022 BOWLING GREEN ALPHABETICAL ROSTER

SEASON INFO

No	Name	Pos	Ht	Wt	Yr	Hometown	High School/Previous School
98	Alan Anaya	P/PK	5-6	180	R-Fr.	Mexico City, Mexico	ITESM Queretaro
23	Darren Anders***	ILB	6-0	230	Sr.	North Olmsted, Ohio	North Olmsted
0	Jordan Anderson***	S	5-10	200	Sr.	Detroit, Mich.	Harper Woods
3	Chris Bacon	S	6-1	195	Sr.*	Atlanta, Ga.	Westlake/Georgia State
7	Owen Bainbridge	QB	6-4	210	Fr.	Stow, Ohio	Stow-Munroe Falls
52	Jeremiah Banks-Wall**	OT	6-5	280	Jr.	Chicago, Ill.	Montini Catholic
89	Andrew Bench**	TE	6-3	250	Jr.	Elmore, Ohio	Genoa
81	Bryce Boyer	TE	6-3	230	So.	Whitehouse, Ohio	Anthony Wayne
6	Bryce Brand*	OLB	6-0	250	Sr.*	Detroit, Mich.	Clayton Valley Charter/West Virginia
0	Tyrone Broden**	WR	6-7	210	Jr.	Detroit, Mich.	West Bloomfield
11	Karl Brooks****	DL	6-4	300	Sr.*	Lansing, Mich.	Lansing Sexton
60	Dontrez Brown**	DL	6-3	295	Jr.	Fremont, Ohio	Fremont Ross
12	JB Brown**	ILB	6-2	230	Jr.	Hughes, Ark.	Har-Ber
65	Jake Burns	OG	6-2	300	So.	Akron, Ohio	Archbishop Hoban/Cincinnati
18	Jalen Burton*	CB	5-10	195	So.	Waukegan, Ill.	Carmel Catholic
47	George Carlson	LS	6-1	215	R-Fr.	Woodstock, Ill.	Marian Central
23	Ty Cook	WR	6-1	165	So.	Pickerington, Ohio	Pickerington North
85	Cavon Croom**	WR	6-0	195	Sr.*	Sandusky, Ohio	Sandusky
26	Davion Daniels**	S	5-10	190	Jr.	Hubbard, Ohio	Hubbard
32	Patrick Day**	S	5-11	190	Jr.	Hilliard, Ohio	Bradley
86	Ian Drummond	TE	6-3	240	Jr.	Lewis Center, Ohio	Olentangy/Elon
51	Cedric Dunbar II	OT	6-5	325	Jr.	Natchez, Miss.	Cathedral/Jackson State
8	Jhaylin Embry*	WR	6-0	180	So.	Jacksonville, Fla.	Sandalwood
94	Joey Fakhoury	DL	6-0	235	R-Fr.	Dearborn, Mich.	Dearborn
44	Harold Fannin Jr.	TE	6-4	230	Fr.	Canton, Ohio	McKinley
53	Tunde Fatukasi	OT	6-5	300	So.	Far Rockaway, N.Y.	Erasmus Hall/Rutgers
7	Davon Ferguson*	CB	5-10	190	Sr.*	Baltimore, Md.	St. Vincent Pallotti/Kansas
10	Levi Gazarek*	TE	6-5	250	So.	North Baltimore, Ohio	North Baltimore
77	Jalen Grant**	OG	6-3	285	Jr.	Chicago Ill.	Mount Carmel
6	Drew Gunther	QB	6-3	215	Jr.	Chester Springs, Pa.	Malvern Prep/Syracuse
56	Walter Haire***	DL	6-3	275	Sr.*	Indianapolis, Ind.	North Central
14	Demetrius Hardamon*	OLB	6-4	235	Sr.*	Beavercreek, Ohio	Beavercreek/Georgetown College (Ky.)
54	Anthony Hawkins**	DL	6-2	290	Jr.	Mansfield, Ohio	Mansfield Senior
45	Rocco Hicks	TE	6-4	250	R-Fr.	Overland Park, Kan.	Blue Valley West
1	Odieu Hiliare	WR	6-0	180	Sr.	Belle Glade, Fla.	Glades Central/Alabama A&M
83	Jalen Holly	WR	6-0	190	Fr.	River Rouge, Mich.	River Rouge
2	Brock Horne**	ILB	6-1	235	Jr.	Romeo, Mich.	Romeo
87	Princeton Hoskins	WR	5-10	185	So.	Reynoldsburg, Ohio	Reynoldsburg
30	Cashius Howell	OLB	6-4	235	R-Fr.	Kansas City, Mo.	Rockhurst
20	Jalen Huskey	CB	6-1	180	Fr.	Gaithersburg, Md.	Quince Orchard
36	Jordan Jackson	RB	6-0	200	Fr.	Daytona, Fla.	Mainland/Army Prep
25	Jaylen Jennings	RB	5-10	195	Fr.	Columbus, Ohio	Harvest Preparatory School
20	Jamal Johnson*	RB	5-10	195	So.	Frankford, Ill.	Lincoln-Way East
17	Tae'Shaun Johnson	WR	5-11	190	R-Fr.	Toledo, Ohio	Central Catholic
26	Trey Johnson	WR	6-0	190	Fr.	Frankfort, Ill.	Lincoln-Way East
4	Deshawn Jones Jr.*	CB	5-11	180	So.	Akron, Ohio	East CLC
16	Willie Jones	S	6-2	190	R-Fr.	Chicago, Ill.	Wendell Phillips Academy
54	Delonus Kabir	OG	6-3	325	So.	Belle Glade, Fla.	Pahokee/Florida A&M
19	Taron Keith*	RB	5-10	195	So.	DeLand, Fla.	Mainland
38	Dierre Kelly*	DL	6-2	270	So.	Gary, Ind.	Merrillville
27	Nic Kilbride	TE	6-3	230	So.	Perrysburg, Ohio	Perrysburg
2	Javonte Kinsey**	TE	6-5	230	So.	Jacksonville, Fla.	Sandalwood
42	Dominic Konopka	LS	6-0	225	Fr.	Sharon Center, Ohio	Highland
93	Mason Lawler***	P/PK	6-3	220	Sr.	Avon, Ohio	St. Edward
11	CJ Lewis	WR	6-3	215	Sr.*	Hamden, Conn.	Cheshire Academy/Boston College
9	Griffin Little	TE	6-4	240	So.	Fort Wayne, Ind.	Homestead
19	Darius Lorfils	CB	6-2	175	Fr.	Germantown, Md.	Northwest
58	Leiris Manzi	OT	6-4	290	So.	Columbus, Ohio	Westerville North/Hocking College
3	Matt McDonald**	QB	6-3	210	Sr.*	Newport Beach, Calif.	Mission Viejo/Boston College
15	Avi McGary*	OLB	6-2	200	Jr.	Cincinnati, Ohio	Lakota East
39	Markim McKinnie	DB	5-11	175	Fr.	Akron, Ohio	Archbishop Hoban
80	Jaedyn McKinstry	WR	6-5	210	So.	Fremont, Ohio	St. John's Jesuit



# 2022 BOWLING GREEN ALPHABETICAL ROSTER

No	Name	Pos	Ht	Wt	Yr	Hometown	High School/Previous School
74	Marcelo Mendiola	OL	6-3	325	Jr.	East Chicago, Ind.	Mount Carmel/Cincinnati
90	Davonte Miles	DL	6-5	275	Fr.	River Rouge, Mich.	River Rouge
46	James Miller**	ILB	6-1	220	Jr.	Gaylord, Mich.	Gaylord
5	Nick Mosley*	RB	5-10	200	So.	Pickerington, Ohio	Pickerington Central
24	Diego Neri*	ILB	6-2	235	So.	Cincinnati, Ohio	Cincinnati Northwest
13	Nick Niehoff	WR	6-2	185	Jr.	Mason, Ohio	Mason
10	Jordan Oladokun	CB	6-0	185	So.	Tampa, Fla.	Gaither/Samford
12	Camden Orth	QB	6-3	230	Jr.	Gainesville, Fla.	Buchholz/LIU
18	Austin Osborne*	WR	6-2	210	Sr.	Rancho Santa Margarita, Calif.	Mission Viejo/Washington
91	Nate Pabst	DL	6-5	275	R-Fr.	Springdale, Ohio	Archbishop Moeller
57	Alex Padgett	OT	6-6	315	R-Fr.	Avon Lake, Ohio	Avon Lake
28	Jaison Patterson*	RB	6-0	220	So.	Jacksonville, Fla.	Edward H. White
33	Jordan Porter**	DL	6-4	260	Jr.	Muskegon, Mich.	Muskegon
35	Billie Roberts**	DL	6-5	290	So.	Muskegon, Mich.	Muskegon
55	Jakari Robinson	OL	6-1	310	Sr.*	Talladega, Ala.	Munford/Memphis
14	Jake Rogers***	WR	5-9	180	Jr.	Medina, Ohio	Highland
13	Charles Rosser*	OLB	6-3	220	So.	Cleveland, Ohio	Benedictine
35	Owen Rozanc	PK	5-11	190	Sr.*	Sheffield Lake, Ohio	Brookside/West Liberty
82	Zach Russell	TE	6-3	250	R-Fr.	East Point, Ky.	Johnson Central
99	Ali Saad*	DL	6-3	265	So.	Dearborn, Mich.	Dearborn/Minnesota
43	Jack Sauder	K	5-10	175	So.	Franklin, Tenn.	Battleground Academy
41	Justin Schiets	ILB	5-11	225	Jr.	Woodville, Ohio	Toledo Central Catholic
21	Marcus Sheppard**	CB	5-11	190	Jr.	Novi, Mich.	Detroit Country Day
8	Trent Simms**	S	6-0	205	So.	Toledo, Ohio	Sylvania Northview
88	Christian Sims***	TE	6-4	240	Sr.	Norcross, Ga.	Norcross
22	Joseph Sipp Jr.	ILB	6-0	215	Fr.	Tampa, Fla.	Hillsborough
99	Sami Sir	P	6-2	210	Fr.	Oak Park, Australia	Essendon Keilor College
9	Blaine Spires**	OLB	6-2	240	Jr.	Youngstown, Ohio	East
76	Kameren Stewart	OT	6-6	285	Jr.	Irmo, S.C.	Dutch Fork/Coastal Carolina
4	Terion Stewart**	RB	5-9	215	So.	Memphis, Tenn.	Sandusky (Ohio)
53	Kitone Tau	DL	6-0	285	Jr.	Concord, Calif.	Pittsburg/Lance CC
17	DJ Taylor	ILB	6-1	235	Sr.*	Belvidere, Tenn.	Huntland/Wake Forest
24	Braxton Todd	RB	6-0	205	Fr.	Martinsburg, W.Va.	Martinsburg
37	Victor Vazquez	S	5-10	180	R-Fr.	Miami, Fla.	Florida Christian
64	Bronson Warner	OG	6-3	305	Jr.	Chaska, Minn.	Eden Prairie/Abilene Christian
40	Ethan Warner	PK	5-9	165	Fr.	Bowling Green, Ohio	Bowling Green
25	Canaan Williams	OLB	6-2	205	Fr.	Waldorf, Md.	Rock Creek Christian Academy
51	Chris Williams	ILB	6-2	205	So.	Alpharetta, Ga.	King's Ridge Christian
34	Adrian Wilson*	DL	6-5	260	So.	Tinley Park, Ill.	Lincoln-Way East
30	PaSean Wimberly*	RB	5-10	175	Jr.	Toledo, Ohio	Whitmer
50	Alex Wollschlaeger*	OT	6-7	290	So.	Aurora, Ill.	Oswego East
72	Cade Zimmerly*	C/OG	6-1	295	So.	Perrysburg, Ohio	Perrysburg

**Key:**

Yr\* = utilizing COVID year, \*\*\* beside name indicates letters won

**Coaching Staff:**

Scot Loeffler (head coach), Steve Morrison (associate head coach/inside linebackers), Eric Lewis (defensive coordinator/defensive backs), Greg Nosal (co-offensive coordinator/tight ends), Max Warner (co-offensive coordinator/quarterbacks), Alex Bayer (special teams coordinator), Chris Hedden (offensive line), Erik Campbell (passing game coordinator/wide receivers), , Julian Campenni (defensive run coordinator/defensive line), Chris Hedden (offensive run game coordinator/offensive line), Sammy Lawanson (outside linebackers), Brian White (running backs), Kevin Tolbert (football strength and conditioning coach), Mitch Fair (graduate assistant/defense), Pat Fogarty (graduate assistant/offense), Grant Strock (graduate assistant/offense), Brady Thomas (graduate assistant/defense).



# 2022 BGSU FOOTBALL

12 MAC CHAMPIONSHIPS | 13 BOWL GAME APPEARANCES

## 2021 SCHEDULE & RESULTS

RECORD:	OVERALL	HOME	AWAY	NEUTRAL
ALL GAMES	4-8-0	2-4-0	2-4-0	0-0-0
CONFERENCE	2-6-0	1-3-0	1-3-0	0-0-0
NON-CONFERENCE	2-2-0	1-1-0	1-1-0	0-0-0

Date	Opponent	Score	Result	Overall	Conference	Time	Attend
Sept. 2, 2021	at Tennessee	L	6-38	0-1	0-0	3:41	84314
<b>Sept. 11, 2021</b>	<b>South Alabama</b>	<b>L</b>	<b>19-22</b>	<b>0-2</b>	<b>0-0</b>	<b>3:26</b>	<b>15105</b>
<b>Sept. 18, 2021</b>	<b>Murray St.</b>	<b>W</b>	<b>27-10</b>	<b>1-2</b>	<b>0-0</b>	<b>3:04</b>	<b>20097</b>
Sept. 25, 2021	at Minnesota	W	14-10	2-2	0-0	3:17	46236
Oct. 2, 2021	at Kent St.*	L	20-27	2-3	0-1	3:26	20537
<b>Oct. 9, 2021</b>	<b>Akron*</b>	<b>L</b>	<b>20-35</b>	<b>2-4</b>	<b>0-2</b>	<b>3:08</b>	<b>17797</b>
Oct. 16, 2021	at NIU*	L	26-34	2-5	0-3	3:24	7854
<b>Oct. 23, 2021</b>	<b>Eastern Mich.*</b>	<b>L</b>	<b>24-55</b>	<b>2-6</b>	<b>0-4</b>	<b>3:19</b>	<b>10875</b>
Oct. 30, 2021	at Buffalo*	W	56-44	3-6	1-4	3:45	13163
<b>Nov. 10, 2021</b>	<b>Toledo*</b>	<b>L</b>	<b>17-49</b>	<b>3-7</b>	<b>1-5</b>	<b>3:21</b>	<b>18349</b>
Nov. 16, 2021	at Miami (OH)*	L	7-34	3-8	1-6	3:12	10269
<b>Nov. 26, 2021</b>	<b>Ohio*</b>	<b>W</b>	<b>21-10</b>	<b>4-8</b>	<b>2-6</b>	<b>3:15</b>	<b>9339</b>

\* - MAC contest

## INDIVIDUAL STATISTICS

### RUSHING

	GP	ATT	GAIN	LOSS	NET	AVG	TD	LONG	AVG/G
Stewart, Terion	9	70	432	20	412	5.9	5	77	45.78
Mosley, Nick	12	77	358	22	336	4.4	2	26	28.00
Patterson, Jaison	10	65	280	9	271	4.2	2	23	27.10
Keith, Taron	12	34	113	22	91	2.7	0	16	7.58
Johnson, Jamal	12	15	74	5	69	4.6	0	17	5.75
Embry, Jhaylin	12	17	62	10	52	3.1	1	16	4.33
McDonald, Matt	12	80	287	274	13	0.2	4	49	1.08
Naranjo, Matt	12	1	8	0	8	8.0	0	8	0.67
Sims, Christian	11	1	4	0	4	4.0	1	4	0.36
Zimmerly, Cade	10	0	3	0	3	3.0	0	3	0.30
TEAM	12	10	0	31	-31	-3.1	0	0	-2.58
<b>Total</b>	<b>12</b>	<b>370</b>	<b>1621</b>	<b>393</b>	<b>1228</b>	<b>3.3</b>	<b>15</b>	<b>77</b>	<b>102.33</b>
<b>Opponents</b>	<b>12</b>	<b>542</b>	<b>2586</b>	<b>332</b>	<b>2254</b>	<b>4.2</b>	<b>30</b>	<b>54</b>	<b>187.83</b>

### RECEIVING

	G	NO.	YDS	AVG	TD	LONG	YPG
Brodén, Tyrone	11	36	596	16.56	5	64	54.18
Osborne, Austin	12	64	546	8.53	2	36	45.50
Sims, Christian	11	41	418	10.20	2	81	38.00
Keith, Taron	12	26	244	9.38	1	44	20.33
Croom, Caven	12	18	200	11.11	0	23	16.67
Embry, Jhaylin	12	7	164	23.43	0	54	13.67
Johnson, Jamal	12	15	149	9.93	1	31	12.42
Gazarek, Levi	12	10	88	8.80	0	19	7.33
Patterson, Jaison	10	12	76	6.33	0	13	7.60
Bench, Andrew	12	2	48	24.00	1	33	4.00
McKinstry, Jaedyn	12	3	22	7.33	0	13	1.83
Boyer, Bryce	4	1	21	21.00	0	21	5.25
Mosley, Nick	12	1	4	4.00	0	4	0.33
Little, Griffin	2	1	2	2.00	0	2	1.00
Stewart, Terion	9	1	0	0.00	0	0	0.00
<b>Total</b>	<b>12</b>	<b>238</b>	<b>2578</b>	<b>10.83</b>	<b>12</b>	<b>81</b>	<b>214.83</b>
<b>Opponents</b>	<b>12</b>	<b>180</b>	<b>2234</b>	<b>12.41</b>	<b>15</b>	<b>83</b>	<b>186.17</b>

### PASSING

	G	EFFIC	CMP-ATT-INT	PCT	YDS	TD	LNG	AVG/G
McDonald, Matt	12	121.18	236-393-7	60.05	2555	12	81	212.92
Melton, Tucker	4	19.32	2-10-1	20.00	23	0	21	5.75
Keith, Taron	12	0.00	0-1-0	0.00	0	0	0	0.00
McKinstry, Jaedyn	12	-100.00	0-2-1	0.00	0	0	0	0.00
Naranjo, Matt	12	0.00	0-1-0	0.00	0	0	0	0.00
<b>Total</b>	<b>12</b>	<b>116.99</b>	<b>238-407-9</b>	<b>58.48</b>	<b>2578</b>	<b>12</b>	<b>81</b>	<b>214.83</b>
<b>Opponents</b>	<b>12</b>	<b>128.06</b>	<b>180-307-12</b>	<b>58.63</b>	<b>2234</b>	<b>15</b>	<b>83</b>	<b>186.17</b>

### TOTAL OFFENSE

	G	PLAYS	RUSH	PASS	TOTAL	AVG/G
Matt McDonald	12	473	13	2555	2568	214.0
Terion Stewart	9	70	412	0	412	45.8
Nick Mosley	12	77	336	0	336	28.0
Jaison Patterson	10	65	271	0	271	27.1
Taron Keith	12	35	91	0	91	7.6
Jamal Johnson	12	15	69	0	69	5.8
Jhaylin Embry	12	17	52	0	52	4.3
Tucker Melton	4	10	0	23	23	5.8
Matt Naranjo	12	2	8	0	8	0.7
Christian Sims	11	1	4	0	4	0.4
Cade Zimmerly	10	0	3	0	3	0.3
TEAM	12	0	-31	0	-31	-2.6
<b>Total</b>	<b>12</b>	<b>777</b>	<b>1228</b>	<b>2578</b>	<b>3806</b>	<b>317.2</b>
<b>Opponents</b>	<b>12</b>	<b>849</b>	<b>2254</b>	<b>2234</b>	<b>4488</b>	<b>374.0</b>

### PUNTING

	NO.	YDS	AVG	LONG	TB	FC	I20	50+
Naranjo, Matt	64	2660	41.56	77	4	6	20	6
Team	3	57	19.00	46	0	0	0	0
Lawler, Mason	1	48	48.00	48	0	0	0	0
Needham, Nate	1	30	30.00	30	1	0	0	0
<b>Total</b>	<b>69</b>	<b>2795</b>	<b>40.51</b>	<b>77</b>	<b>5</b>	<b>6</b>	<b>20</b>	<b>6</b>
<b>Opponents</b>	<b>52</b>	<b>2079</b>	<b>39.98</b>	<b>83</b>	<b>3</b>	<b>9</b>	<b>12</b>	<b>5</b>



# 2022 BGSU FOOTBALL

## 12 MAC CHAMPIONSHIPS | 13 BOWL GAME APPEARANCES



### ALL PURPOSE

	G	RUSH	REC	PR	KOR	INT.	TOT	AVG/G
Taron Keith	12	91	244	0	500	0	835	69.6
Tyrone Broden	11	0	596	0	0	0	596	54.2
Austin Osborne	12	0	546	0	0	0	546	45.5
Christian Sims	11	4	418	0	8	0	430	39.1
Terion Stewart	9	412	0	0	0	0	412	45.8
Jaison Patterson	10	271	76	0	6	0	353	35.3
Jhaylin Embry	12	52	164	136	0	0	352	29.3
Nick Mosley	12	336	4	0	0	0	340	28.3
Jamal Johnson	12	69	149	0	61	0	279	23.3
Cavon Croom	12	0	200	0	0	0	200	16.7
Levi Gazarek	12	0	88	0	0	0	88	7.3
Davon Ferguson	8	0	0	14	60	0	74	9.3
Deshawn Jones Jr.	10	0	0	0	50	6	56	5.6
Trent Simms	12	0	0	0	0	51	51	4.3
Andrew Bench	12	0	48	0	0	0	48	4.0
Darren Anders	12	0	0	8	0	27	35	2.9
Devin Taylor	12	0	0	0	0	34	34	2.8
Jordan Anderson	12	0	0	0	0	26	26	2.2
Jaedyn McKinstry	12	0	22	0	0	0	22	1.8
Bryce Boyer	4	0	21	0	0	0	21	5.3
Diat Burns	7	0	0	0	14	0	14	2.0
Matt McDonald	12	13	0	0	0	0	13	1.1
Brock Horne	12	0	0	0	0	12	12	1.0
Matt Naranjo	12	8	0	0	0	0	8	0.7
Anthony Hawkins	11	0	0	0	4	0	4	0.4
Cade Zimmerly	10	3	0	0	0	0	3	0.3
Griffin Little	2	0	2	0	0	0	2	1.0
Sy Dabney	12	0	0	0	0	2	2	0.2
TEAM	12	-31	0	0	0	0	-31	-2.6
<b>Total</b>	<b>12</b>	<b>1228</b>	<b>2578</b>	<b>158</b>	<b>703</b>	<b>158</b>	<b>4825</b>	<b>402.1</b>
<b>Opponents</b>	<b>12</b>	<b>2254</b>	<b>2234</b>	<b>184</b>	<b>806</b>	<b>48</b>	<b>5526</b>	<b>460.59</b>

### SCORING

	TD	FGS	KICK	PATs				SAF	POINTS
				RUSH	RCV	PASS	DXP		
Needham, Nate	0	19	0	26-27	0-0	0	0-0	0	83
Broden, Tyrone	5	0	0	0-0	0-0	0	0-0	0	30
Stewart, Terion	5	0	0	0-0	0-0	0	0-0	0	30
McDonald, Matt	4	0	0	0-0	0-0	1	1-1	0	26
Sims, Christian	3	0	0	0-0	0-0	0	0-0	0	18
Mosley, Nick	2	0	0	0-0	0-0	0	0-0	0	12
Osborne, Austin	2	0	0	0-0	0-0	0	0-0	0	12
Patterson, Jaison	2	0	0	0-0	0-0	0	0-0	0	12
Anders, Darren	1	0	0	0-0	0-0	0	0-0	0	6
Bench, Andrew	1	0	0	0-0	0-0	0	0-0	0	6
Embry, Jhaylin	1	0	0	0-0	0-0	0	0-0	0	6
Johnson, Jamal	1	0	0	0-0	0-0	0	0-0	0	6
Keith, Taron	1	0	0	0-0	0-0	0	0-0	0	6
TEAM	0	0	2	0-0	0-0	0	0-0	0	4
<b>Total</b>	<b>28</b>	<b>19</b>	<b>2</b>	<b>26-27</b>	<b>0-0</b>	<b>1</b>	<b>1-1</b>	<b>0</b>	<b>257</b>
<b>Opponents</b>	<b>47</b>	<b>14</b>	<b>0</b>	<b>44-45</b>	<b>0-0</b>	<b>0</b>	<b>0-2</b>	<b>0</b>	<b>368</b>

### FIELD GOALS

	FGM-FGA	Pct	01-19	20-29	30-39	40-49	50-99	Lg	Blk
Nate Needham	19-20	95.0	0-0	4-4	3-3	10-11	2-2	52	0
Opponents	14-18	77.8	0-0	4-4	3-5	6-6	1-3	50	1

#### FG SEQUENCE

	BGSU	OPPONENTS
Tennessee	(42),(50)	(43)
South Alabama	(40)	(22),(41),(44)
Murray St.	(43),(36)	(47)
Minnesota	-	(36),52
Kent St.	(42),(52)	(32),(33),(32)
Akron	(35),(26)	35
NIU	(23),(49),(42),(42)	(23),(29)
Eastern Mich.	(25)	(40),(47)
Buffalo	-	(50), 52
Toledo	(47)	-
Miami (OH)	-	-
Ohio	(23),43,(43),(40),(39)	(22)

Numbers in (parentheses) indicate field goal was made.

### INTERCEPTIONS

	NO.	YDS	AVG	TD	LONG
Jordan Anderson	3	26	8.7	0	26
Deshawn Jones Jr.	3	6	2.0	0	6
Devin Taylor	2	34	17.0	0	34
Darren Anders	1	27	27.0	1	27
Sy Dabney	1	2	2.0	0	2
Brock Horne	1	12	12.0	0	12
Trent Simms	1	51	51.0	0	51
<b>Total</b>	<b>12</b>	<b>158</b>	<b>13.2</b>	<b>1</b>	<b>51</b>
<b>Opponents</b>	<b>9</b>	<b>48</b>	<b>5.3</b>	<b>0</b>	<b>21</b>

### KO RETURNS

	NO.	YDS	AVG	TD	LONG
Keith, Taron	23	500	21.74	0	76
Johnson, Jamal	4	61	15.25	0	21
Ferguson, Davon	3	60	20.00	0	27
Jones Jr., Deshaun	3	50	16.67	0	21
Burns, Diata	1	14	14.00	0	14
Sims, Christian	1	8	8.00	0	8
Patterson, Jaison	1	6	6.00	0	6
Hawkins, Anthony	2	4	2.00	0	4
<b>Total</b>	<b>38</b>	<b>703</b>	<b>18.50</b>	<b>0</b>	<b>76</b>
<b>Opponents</b>	<b>36</b>	<b>806</b>	<b>22.39</b>	<b>1</b>	<b>100</b>

### PUNT RETURNS

	NO.	YDS	AVG	TD	LONG
Embry, Jhaylin	17	136	8.00	0	17
Day, Patrick	1	17	17.00	0	17
Ferguson, Davon	2	14	7.00	0	12
Dabney, Sy	1	13	13.00	0	13
Anders, Darren	0	8	Infinity	0	8
<b>Total</b>	<b>21</b>	<b>188</b>	<b>8.95</b>	<b>0</b>	<b>17</b>
<b>Opponents</b>	<b>29</b>	<b>208</b>	<b>7.17</b>	<b>1</b>	<b>42</b>

### FUMBLE RETURNS

	NO.	YDS	AVG	TD	LONG
Jordan Anderson	2	0	0.0	0	0
Darren Anders	1	0	0.0	0	0
Patrick Day	1	0	0.0	0	0
Blaine Spire	1	0	0.0	0	0
JB Brown	1	0	0.0	0	0
<b>Total</b>	<b>6</b>	<b>0</b>	<b>0.0</b>	<b>0</b>	<b>0</b>
<b>Opponents</b>	<b>8</b>	<b>0</b>	<b>0.0</b>	<b>0</b>	<b>0</b>



# 2022 BGSU FOOTBALL

12 MAC CHAMPIONSHIPS | 13 BOWL GAME APPEARANCES

## 2021 TEAM STATISTICS

	BGSU	OPP		BGSU	OPP
<b>SCORING</b>	257	368	<b>PENALTIES-YARDS</b>	96-853	57-560
Points per game	21.4	30.7	Average per game	71.1	46.7
Points Off Turnovers	44	37	<b>PUNTS-YARDS</b>	69-2795	52-2079
<b>FIRST DOWNS</b>	189	255	Average per punt	40.5	40.0
Rushing	69	136	Net punt average	35.4	34.3
Passing	105	94	<b>KICKOFFS-YARDS</b>	58-3386	73-4309
Penalty	15	25	Average per kick	58.4	59.0
<b>RUSHING YARDAGE</b>	1228	2254	Net kick average	35.7	38.8
Yards gained rushing	1621	2586	<b>TIME OF POSSESSION / GAME</b>	29:40	30:14
Yards lost rushing	393	332	<b>3RD-DOWN CONVERSION</b>	61/179	71/172
Rushing attempts	370	542	3rd-down pct	34%	41%
Average per rush	3.3	4.2	<b>4TH-DOWN CONVERSION</b>	6/18	10/25
Average per game	102.3	187.8	4TH-down pct	33%	40%
TDs Rushing	15	30	<b>SACKS BY-YARDS</b>	28-181	38-274
<b>PASSING YARDAGE</b>	2578	2234	<b>MISC YARDS</b>	0	0
Comp-Att-Int	238-407-9	180-307-12	<b>TOUCHDOWNS SCORED</b>	28	47
Average per pass	6.3	7.3	<b>FIELD GOALS-ATTEMPTS</b>	19-20	14-18
Average per catch	10.8	12.4	<b>ON-SIDE KICKS</b>	0-0	0-0
Average per game	214.8	186.2	<b>RED-ZONE SCORES</b>	(29-35) 83%	(45-49) 92%
TDs Passing	12	15	<b>RED-ZONE TOUCHDOWNS</b>	(18-35) 51%	(36-49) 73%
Total offense	3806	4488	<b>PAT-ATTEMPTS</b>	(26-27) 96%	(44-45) 98%
Total plays	777	849	<b>2-POINT CONVERSION-ATTEMPTS</b>	(1-1) 100%	(0-2) 0%
Average per play	4.9	5.3	<b>ATTENDANCE</b>	91562	182373
Average per game	317.2	374.0	Games / Avg per game	6/15260	6/30396
<b>KICK RETURNS: #-YARDS</b>	38-703	36-806	Neutral site games	-	0/0
<b>PUNT RETURNS: #-YARDS</b>	19-158	27-184			
<b>INT RETURNS: #-YARDS</b>	12-158	9-48			
<b>KICK RETURN AVERAGE</b>	18.5	22.4			
<b>PUNT RETURN AVERAGE</b>	8.3	6.8			
<b>INT RETURN AVERAGE</b>	13.2	5.3			
<b>FUMBLES-LOST</b>	18-8	18-6			

<b>SCORE BY QUARTERS</b>	1st	2nd	3rd	4th	Total
Bowling Green	69	59	55	74	257
Opponents	47	126	120	75	368

## 2021 GAME-BY-GAME STARTERS

### OFFENSE

Game	WR/TE	LT	LG	C	RG	RT	TB	QB	TE	TE/WR	WR
Tennessee	Croom	Banks-Wall	Grant	Zimmerly	VanGorder	Murphy	Stewart	McDonald	Bench	Embry (WR)	Osborne
South Alabama	Broden	Banks-Wall	Grant	Zimmerly	VanGorder	Murphy	Stewart	McDonald	Sims	Embry (WR)	Osborne
Murray State	Broden	Banks-Wall	Zimmerly	Grant	VanGorder	Wollschlaeger	Stewart	McDonald	Sims	Gazarek (TE)	Osborne
Minnesota	Broden	Banks-Wall	Zimmerly	Grant	VanGorder	Murphy	Patterson	McDonald	Sims	Gazarek (TE)	Osborne
Kent State	Bench (TE)	Banks-Wall	Zimmerly	Grant	VanGorder	Murphy	Patterson	McDonald	Sims	Gazarek (TE)	Osborne
Akron	Bench (TE)	Banks-Wall	Zimmerly	Grant	VanGorder	Murphy	Keith	McDonald	Sims	Gazarek (TE)	Osborne
NIU	Keith (WR)	Banks-Wall	Zimmerly	Grant	VanGorder	Wollschlaeger	Patterson	McDonald	Sims	Gazarek (TE)	Broden
EMU	Keith (WR)	Banks-Wall	Padgett	Grant	VanGorder	Murphy	Johnson	McDonald	Gazarek	Broden (WR)	Osborne
Buffalo	Broden	Banks-Wall	Padgett	Grant	VanGorder	Murphy	Mosley	McDonald	Gazarek	Croom (WR)	Osborne
Toledo	Johnson (WR)	Banks-Wall	Zimmerly	Grant	VanGorder	Murphy	Patterson	McDonald	Sims	Gazarek (TE)	Broden
Miami (OH)	Broden	Banks-Wall	Zimmerly	Grant	VanGorder	Murphy	Stewart	McDonald	Sims	Gazarek (TE)	Osborne
Ohio	Broden	Alex Padgett	Zimmerly	Grant	VanGorder	Murphy	Stewart	McDonald	Sims	Gazarek (TE)	Croom

### DEFENSE

Game	DE	NT	DE	WLB/CB	BLB	MLB	SLB	CB	FS	SS	CB
Tennessee	Roberts	Haire	Brooks	Sheppard (CB)	Anders	Neri	Spires	Ferguson	Anderson	Dabney	Taylor
South Alabama	Roberts	Haire	Brooks	Sheppard (CB)	Anders	Horne	Spires	Ferguson	Anderson	Dabney	Taylor
Murray State	Roberts	Haire	Brooks	Sheppard (CB)	Anders	Horne	Spires	Ferguson	Anderson	Dabney	Taylor
Minnesota	Roberts	Haire	Brooks	Brand (WLB)	Anders	Horne	Spires	Sheppard	Anderson	Dabney	Taylor
Kent State	Roberts	Haire	Brooks	Sheppard (CB)	Anders	Horne	Spires	Ferguson	Anderson	Dabney	Taylor
Akron	Roberts	Haire	Brooks	Sheppard (CB)	Anders	Horne	Spires	Ferguson	Anderson	Dabney	Taylor
NIU	Hawkins	Haire	Brooks	Brand (WLB)	Anders	Horne	Spires	Burton	Anderson	Ferguson	Taylor
EMU	Hawkins	Haire	Brooks	Brand (WLB)	Anders	Horne	Spires	Ferguson	Anderson	Dabney	Taylor
Buffalo	Hawkins	Haire	Brooks	Simms (CB)	Anders	Horne	Spires	Burton	Anderson	Dabney	Taylor
Toledo	Hawkins	Haire	Brooks	Simms (CB)	Anders	Horne	Spires	Burton	Anderson	Dabney	Taylor
Miami (OH)	Hawkins	Haire	Brooks	Simms (CB)	Anders	Horne	Hardamon	Jones Jr.	Anderson	Dabney	Taylor
Ohio	Hawkins	Haire	Brooks	Simms (CB)	Anders	Horne	Spires	Jones Jr.	Anderson	Dabney	Taylor

# 2022 BGSU FOOTBALL

## 12 MAC CHAMPIONSHIPS | 13 BOWL GAME APPEARANCES



### DEFENSIVE STATISTICS

	POS.	G/GS	SOLO	AST.	TOTAL	AVG.	TFL	QBS/YD.	INT	PBU	QBH	FR	FC	BLK	SAF
Anders, Darren	ILB	12/12	56	68	124	10.3	9.5-44	3.0-28	1	2	1	1	1	0	0
Horne, Brock	ILB	12/10	44	46	90	7.5	3.0-11	1.0-8	1	1	1	0	1	0	0
Dabney, Sy	S	12/11	40	35	75	6.3	3.0-13	1.0-8	1	2	0	0	0	2	0
Ferguson, Davon	CB	8/7	45	23	68	8.5	8.0-40	2.0-16	0	4	0	0	1	0	0
Anderson, Jordan	S	12/12	31	26	57	4.8	3.0-5	0-0	3	5	0	2	0	0	0
Taylor, Devin	CB	12/12	22	21	43	3.6	0-0	0-0	2	8	0	0	1	1	0
Brooks, Karl	DL	12/12	15	27	42	3.5	12.5-64	7.5-55	0	0	3	0	1	0	0
Haire, Walter	DL	12/12	17	21	38	3.2	9.5-22	4.5-10	0	0	1	0	0	0	0
Spires, Blaine	OLB	11/11	18	17	35	3.2	5.0-36	1.5-14	0	1	2	1	1	0	0
Hawkins, Anthony	DL	11/7	16	16	32	2.9	3.0-11	1.0-9	0	0	1	0	0	0	0
Brand, Bryce	OLB	9/3	20	10	30	3.3	3.0-7	0-0	0	0	0	0	0	0	0
Simms, Trent	S	12/4	14	14	28	2.3	0.5-2	0-0	1	1	0	0	0	0	0
Hardamon, Demetrius	OLB	12/1	12	15	27	2.3	5.5-17	1.5-9	0	0	5	0	0	1	0
Neri, Diego	ILB	12/1	14	8	22	1.8	1.0-2	1.0-2	0	0	0	0	0	0	0
Brown, JB	OLB	12/0	15	6	21	1.8	1.0-6	0-0	0	0	0	1	0	0	0
Roberts, Billie	DL	12/6	12	9	21	1.8	4.5-11	0.5-1	0	3	1	0	0	0	0
Brown, Dontrez	DL	12/0	8	11	19	1.6	1.5-7	1.5-7	0	0	0	0	0	0	0
Burton, Jalen	CB	10/3	10	4	14	1.4	2.0-3	0-0	0	2	0	0	1	0	0
Jones Jr., Deshawn	CB	10/2	6	6	12	1.2	0-0	0-0	3	1	0	0	0	0	0
Rosser, Charles	OLB	12/0	6	6	12	1.0	1.5-2	0-0	0	0	0	0	0	0	0
Sheppard, Marcus	CB	11/6	11	1	12	1.1	0-0	0-0	0	0	0	0	0	0	0
Porter, Jordan	DL	12/0	5	6	11	0.9	1.0-7	1.0-7	0	0	1	0	0	0	0
McGary, Avi	OLB	12/0	4	5	9	0.8	0-0	0-0	0	0	0	0	0	0	0
Saad, Ali	DL	10/0	7	2	9	0.9	1.0-1	0-0	0	0	0	0	0	0	0
Daniels, Davion	S	12/0	4	4	8	0.7	0-0	0-0	0	0	0	0	0	0	0
Day, Patrick	S	12/0	6	2	8	0.7	0-0	0-0	0	0	0	1	0	1	0
Kelly, Dierre	DL	10/0	4	4	8	0.8	1.5-5	0.5-3	0	0	0	0	0	0	0
Burns, Diata	DB	7/0	5	2	7	1.0	0-0	0-0	0	0	0	0	0	0	0
Howell, Cashius	OLB	4/0	5	1	6	0.3	0-0	0-0	0	0	0	0	0	0	0
Kordas, Matt	S	4/0	3	1	4	1.0	0-0	0-0	0	0	0	0	0	0	0
Vazquez, Victor	S	4/0	1	2	3	0.8	0-0	0-0	0	1	0	0	0	0	0
Croom, Cavin	WR	12/3	2	0	2	0.2	0-0	0-0	0	0	0	0	0	0	0
Lawler, Mason	K	12/0	2	0	2	0.2	0-0	0-0	0	0	0	0	0	0	0
Carolan, James	LS	12/0	1	0	1	0.1	0-0	0-0	0	0	0	0	0	0	0
Eberhardt, Elijah	CB	5/0	1	0	1	0.2	0-0	0-0	0	0	0	0	0	0	0
Embry, Jhaylin	WR	12/2	0	1	1	0.1	0-0	0-0	0	0	0	0	0	0	0
Henderson, Jevon	DL	2/0	0	1	1	0.5	0-0	0-0	0	0	0	0	0	0	0
Johnson, Jamal	RB	12/2	0	1	1	0.1	0-0	0-0	0	0	0	0	0	0	0
McDonald, Matt	QB	12/12	1	0	1	0.1	0-0	0-0	0	0	0	0	0	0	0
Melton, Tucker	QB	4/0	0	1	1	0.3	0-0	0-0	0	0	0	0	0	0	0
Naranjo, Matt	P	12/0	1	0	1	0.1	0-0	0-0	0	0	0	0	0	0	0
Osborne, Austin	WR	12/9	1	0	1	0.1	0-0	0-0	0	0	0	0	0	0	0
Patterson, Jaison	RB	10/4	1	0	1	0.1	0-0	0-0	0	0	0	0	0	0	0
Sims, Christian	TE	11/9	1	0	1	0.1	0-0	0-0	0	0	0	0	0	0	0
VanGorder, Malone	OG	12/12	1	0	1	0.1	0-0	0-0	0	0	0	0	0	0	0
Wardzala, Jack	DL	1/0	0	1	1	1.0	0.5-4	0.5-4	0	0	0	0	0	0	0
Williamson, Myles	DB	3/0	1	0	1	0.3	0-0	0-0	0	0	0	0	0	0	0
TEAM	-	12	0	0	0	0.0	0-0	0-0	0	0	0	0	0	0	2
Wilson, Adrian	DL	7/0	0	0	0	0.0	0-0	0-0	0	0	1	0	0	0	0
<b>Total</b>		<b>12</b>	<b>489</b>	<b>424</b>	<b>913</b>		<b>81.0-320</b>	<b>28.0-181</b>	<b>12</b>	<b>31</b>	<b>17</b>	<b>6</b>	<b>7</b>	<b>5</b>	<b>2</b>
<b>Opponents</b>		<b>12</b>	<b>412</b>	<b>362</b>	<b>774</b>		<b>88.0-380</b>	<b>38.0-274</b>	<b>9</b>	<b>49</b>	<b>27</b>	<b>8</b>	<b>10</b>	<b>3</b>	<b>0</b>

2021 RESULTS

### 2021 INDIVIDUAL SINGLE-GAME DEFENSIVE SUPERLATIVES

**Most Total Tackles:** 17, Davon Ferguson at NIU

**Most Unassisted Tackles:** 10, Davon Ferguson at NIU

**Most Assisted Tackles:** 10, Darren Anders at Tennessee

**Most Tackles for Loss (inc. sacks):** 3.5, Karl Brooks vs. Akron

**Most Sacks:** 2.0, Davon Ferguson at Minnesota; Karl Brooks vs. Akron; Karl Brooks vs. Ohio

**Most Fumbles Recovered:** 1, Darren Anders at Tennessee; Jordan Anderson vs. Akron; Jordan Anderson at NIU

**Most Fumbles Caused:** 1, Darren Anders at Tennessee; Brock Horne at Minnesota; Davon Ferguson vs. Akron; Jalen Burton at NIU; Devin Taylor vs. Ohio; Anthony Hawkins vs. Ohio

**Most Passes Broken Up:** 3, Devin Taylor at Tennessee; Devin Taylor at Buffalo

**Most Interceptions:** 2, Deshawn Jones Jr. vs. Ohio





# 2022 BGSU FOOTBALL

12 MAC CHAMPIONSHIPS | 13 BOWL GAME APPEARANCES

## BOWLING GREEN GAME SUPERLATIVES

### INDIVIDUAL GAME HIGHS

RUSHES	15	Nick Mosley vs Ohio (11/26/2021)
	15	Nick Mosley at Miami (OH) (11/16/2021)
	15	Jaison Patterson vs Akron (10/09/2021)
YARDS RUSHING	170	Terion Stewart at Buffalo (10/30/2021)
TD RUSHES	2	Terion Stewart at Buffalo (10/30/2021)
	2	Matt McDonald at Minnesota (09/25/2021)
LONG RUSH	77	Terion Stewart at Buffalo (10/30/2021)
PASS ATTEMPTS	45	Matt McDonald at Kent St. (10/02/2021)
PASS COMPLETIONS	29	Matt McDonald at Kent St. (10/02/2021)
YARDS PASSING	308	Matt McDonald vs South Alabama (09/11/2021)
TD PASSES	4	Matt McDonald at Buffalo (10/30/2021)
LONG PASS	81	Matt McDonald at Buffalo (10/30/2021)
RECEPTIONS	8	Austin Osborne vs Ohio (11/26/2021)
	8	Christian Sims vs South Alabama (09/11/2021)
	8	Austin Osborne at Tennessee (09/02/2021)
YARDS RECEIVING	111	Tyrone Broden vs Akron (10/09/2021)
TD RECEPTIONS	2	Tyrone Broden at Buffalo (10/30/2021)
	2	Christian Sims at Buffalo (10/30/2021)
	2	Tyrone Broden vs Akron (10/09/2021)
LONG RECEPTION	81	Christian Sims at Buffalo (10/30/2021)
PUNTS	9	Matt Naranjo at Miami (OH) (11/16/2021)
PUNTING AVG	48.0	Mason Lawler at Tennessee (09/02/2021)
LONG PUNT	77	Matt Naranjo at Minnesota (09/25/2021)
PUNTS INSIDE 20	5	Matt Naranjo vs South Alabama (09/11/2021)
LONG PUNT RETURN	17	Jhaylin Embry vs Akron (10/09/2021)
LONG KR	76	Taron Keith at Kent St. (10/02/2021)
TACKLES	17	Davon Ferguson at NIU (10/16/2021)
SACKS	2	Karl Brooks vs Ohio (11/26/2021)
	2	Karl Brooks vs Akron (10/09/2021)
	2	Davon Ferguson at Minnesota (09/25/2021)
TACKLES FOR LOSS	3.5	Karl Brooks vs Akron (10/09/2021)

### TEAM GAME HIGHS

RUSHES	43	Ohio (11/26/2021)
	43	Murray St. (09/18/2021)
YARDS RUSHING	221	at Buffalo (10/30/2021)
YARDS PER RUSH	8.2	at Buffalo (10/30/2021)
TD RUSHES	4	at Buffalo (10/30/2021)
PASS ATTEMPTS	46	at Kent St. (10/02/2021)
PASS COMPLETIONS	29	at Kent St. (10/02/2021)
YARDS PASSING	308	South Alabama (09/11/2021)
YARDS PER PASS	13.8	at Buffalo (10/30/2021)
TD PASSES	4	at Buffalo (10/30/2021)
TOTAL PLAYS	80	Ohio (11/26/2021)
TOTAL OFFENSE	484	at Buffalo (10/30/2021)
YARDS PER PLAY	10.5	at Buffalo (10/30/2021)
POINTS	56	at Buffalo (10/30/2021)
SACKS BY	6	at Buffalo (10/30/2021)
FIRST DOWNS	23	Murray St. (09/18/2021)
PENALTIES	15	at Buffalo (10/30/2021)
PENALTY YARDS	177	at Buffalo (10/30/2021)
TURNOVERS	5	Akron (10/09/2021)
PUNTS	10	at Miami (OH) (11/16/2021)
PUNTING AVG	44.3	South Alabama (09/11/2021)
LONG PUNT	77	at Minnesota (09/25/2021)
PUNTS INSIDE 20	5	South Alabama (09/11/2021)
LONG PUNT RETURN	17	Akron (10/09/2021)

# 2022 BGSU FOOTBALL

## 12 MAC CHAMPIONSHIPS | 13 BOWL GAME APPEARANCES



### OPPONENT INDIVIDUAL GAME HIGHS

RUSHES	34	Dylan McDuffe at Buffalo (10/30/2021)
YARDS RUSHING	210	Jay Ducker at NIU (10/16/2021)
TD RUSHES	2	Tyre Shelton at Miami (OH) (11/16/2021)
	2	Bryant Koback vs Toledo (11/10/2021)
	2	Dequan Finn vs Toledo (11/10/2021)
	2	Dylan McDuffe at Buffalo (10/30/2021)
	2	Matt Myers at Buffalo (10/30/2021)
	2	Blake Hester vs Akron (10/09/2021)
	2	Marquez Cooper at Kent St. (10/02/2021)
	2	Joe Milton III at Tennessee (09/02/2021)
LONG RUSH	54	Trey Potts at Minnesota (09/25/2021)
PASS ATTEMPTS	46	Jake Bentley vs South Alabama (09/11/2021)
PASS COMPLETIONS	29	Jake Bentley vs South Alabama (09/11/2021)
YARDS PASSING	286	Ben Bryant vs Eastern Mich. (10/23/2021)
TD PASSES	3	Dequan Finn vs Toledo (11/10/2021)
	3	Zach Gibson vs Akron (10/09/2021)
LONG PASS	83	Brett Gabbert at Miami (OH) (11/16/2021)
RECEPTIONS	8	Caullin Lacy vs South Alabama (09/11/2021)
YARDS RECEIVING	111	Jack Sorenson at Miami (OH) (11/16/2021)
TD RECEPTIONS	2	Konata Mumpfield vs Akron (10/09/2021)
LONG RECEPTION	83	Jack Sorenson at Miami (OH) (11/16/2021)
FIELD GOALS	3	Diego Guajardo vs South Alabama (09/11/2021)
LONG FIELD GOALS	50	Alex McNulty at Buffalo (10/30/2021)
PUNTS	7	Dom Dzioban at Miami (OH) (11/16/2021)
PUNTING AVG	50.0	Rocky Lombardi at NIU (10/16/2021)
LONG PUNT	64	Paxton Brooks at Tennessee (09/02/2021)
PUNTS INSIDE 20	2	Bailey Flint vs Toledo (11/10/2021)
	2	Josh Smith at Kent St. (10/02/2021)
	2	Mark Crawford at Minnesota (09/25/2021)
	2	Paxton Brooks at Tennessee (09/02/2021)
LONG PUNT RETURN	42	David Carter vs Eastern Mich. (10/23/2021)
LONG KR	100	Trayvon Rudolph at NIU (10/16/2021)
TACKLES	13	Alex Wolff vs Ohio (11/26/2021)
SACKS	2	Lonnies Phelps at Miami (OH) (11/16/2021)
	2	Dominique Robinson at Miami (OH) (11/16/2021)
	2	Jamal Hines vs Toledo (11/10/2021)
	2	Boye Mafe at Minnesota (09/25/2021)
	2	CJ Rias vs South Alabama (09/11/2021)
TACKLES FOR LOSS	3	Kameron Butler at Miami (OH) (11/16/2021)
	3	Jamal Hines vs Toledo (11/10/2021)
INTERCEPTIONS	1	Ronald Delancy III vs Toledo (11/10/2021)
	1	Russell Vaden vs Eastern Mich. (10/23/2021)
	1	Tyson Durant vs Akron (10/09/2021)
	1	Charles Amankwaa vs Akron (10/09/2021)
	1	Jaylen Kelly-Powell vs Akron (10/09/2021)
	1	AJ Musolino at Kent St. (10/02/2021)
	1	Mariano Sori-Marin at Minnesota (09/25/2021)
	1	DaVontae McKee vs Murray St. (09/18/2021)
	1	Keith Gallmon Jr. vs South Alabama (09/11/2021)

### OPPONENT TEAM GAME HIGHS

RUSHES	64	at Tennessee (09/02/2021)
	64	at Buffalo (10/30/2021)
YARDS RUSHING	331	at Tennessee (09/02/2021)
YARDS PER RUSH	6.4	Toledo (11/10/2021)
TD RUSHES	5	at Buffalo (10/30/2021)
PASS ATTEMPTS	46	South Alabama (09/11/2021)
PASS COMPLETIONS	29	South Alabama (09/11/2021)
YARDS PASSING	325	Eastern Mich. (10/23/2021)
YARDS PER PASS	11.4	at Miami (OH) (11/16/2021)
TD PASSES	4	Eastern Mich. (10/23/2021)
TOTAL PLAYS	99	at Buffalo (10/30/2021)
TOTAL OFFENSE	539	Toledo (11/10/2021)
YARDS PER PLAY	8.0	Toledo (11/10/2021)
POINTS	55	Eastern Mich. (10/23/2021)
SACKS BY	7	at Miami (OH) (11/16/2021)
FIRST DOWNS	36	at Buffalo (10/30/2021)
PENALTIES	9	at Kent St. (10/02/2021)
PENALTY YARDS	99	Toledo (11/10/2021)
TURNOVERS	3	at Minnesota (09/25/2021)
	3	Ohio (11/26/2021)
PUNTS	7	South Alabama (09/11/2021)
	7	at Miami (OH) (11/16/2021)
PUNTING AVG	49.0	at Tennessee (09/02/2021)
LONG PUNT	64	at Tennessee (09/02/2021)
PUNTS INSIDE 20	2	at Tennessee (09/02/2021)
	2	at Minnesota (09/25/2021)
	2	at Kent St. (10/02/2021)
	2	Toledo (11/10/2021)
LONG PUNT RETURN	42	Eastern Mich. (10/23/2021)



# 2022 BGSU FOOTBALL

12 MAC CHAMPIONSHIPS | 13 BOWL GAME APPEARANCES

## BOWLING GREEN GAME-BY-GAME

DATE	OPPONENT	--RUSHING--			--RECEIVING--			----PASSING----			--KICK RET--			--PUNT RET--			TOT							
		NO	YDS	TD	LG	NO	YDS	TD	LG	CMP	ATT	INT	YDS	TD	LG	NO	YDS	TD	Lg	NO	YDS	TD	LG	OFF
09/02/2021	at Tennessee	23	32	0	24	25	187	0	31	25-38-0			187	0	31	5	96	0	27	0	0	0	0	219
09/11/2021	South Alabama	19	9	0	9	23	308	1	51	23-33-1			308	1	51	1	14	0	14	2	14	0	12	317
09/18/2021	Murray St.	43	118	2	20	22	221	1	33	22-28-1			221	1	33	0	0	0	0	1	11	0	11	339
09/25/2021	at Minnesota	25	22	2	18	19	170	0	33	19-36-1			170	0	33	0	0	0	1	7	0	7	192	
10/02/2021	at Kent St.	26	55	1	21	29	263	1	28	29-46-1			263	1	28	5	125	0	76	1	0	0	0	318
10/09/2021	Akron	34	107	0	17	21	257	2	45	21-35-3			257	2	45	2	30	0	18	3	46	0	17	364
10/16/2021	at NIU	28	161	1	49	16	235	1	54	16-41-0			235	1	54	5	55	0	21	1	6	0	6	396
10/23/2021	Eastern Mich.	27	130	3	20	21	244	0	44	21-39-1			244	0	44	4	64	0	25	1	2	0	2	374
10/30/2021	at Buffalo	27	221	4	77	13	263	4	81	13-19-0			263	4	81	4	91	0	27	1	0	0	0	484
11/10/2021	Toledo	40	129	1	23	12	67	1	13	12-25-1			67	1	13	4	90	0	28	1	5	0	5	196
11/16/2021	at Miami (OH)	35	150	1	62	13	108	0	20	13-30-0			108	0	20	5	98	0	22	4	40	0	14	258
11/26/2021	Ohio	43	94	0	13	24	255	1	31	24-37-0			255	1	31	3	40	0	19	3	27	0	16	349
	Bowling Green	370	1228	15	77	238	2578	12	81	238-407-9			2578	12	81	38	703	0	76	19	158	0	17	3806
	Opponents	542	2254	30	54	180	2234	15	83	180-307-12			2234	15	83	36	806	1	100	27	184	1	42	4488

Games: 12 Avg/rush: 3.3 Avg/catch: 10.8 Pass effc: 117.0 KR avg: 18.5 PR avg: 8.3 All purpose avg/game: 402.1 Total offense avg/gm: 317.2

DATE	OPPONENT	-----TACKLES-----			--SACKS--		--FUMBLE--			BLKD			--KICKS--XPTS--				
		SOLO	AST	TOTAL	TFL-YDS	NO-YDS	FF	FR-YDS	INT-YDS	QBH	BRK	KICK	ATT	MAD	RUN	RCV	SAFPTS
09/02/2021	at Tennessee	56	34	90	4.0-21	3-17	1	2-0	0-0	0	3	0	0-0	0	0	0	6
09/11/2021	South Alabama	40	42	82	8.0-22	2-8	0	0-0	1-27	4	2	1	0-1	0	1	1	19
09/18/2021	Murray St.	31	30	61	7.0-35	3-20	1	0-0	2-14	4	6	1	3-3	0	0	0	27
09/25/2021	at Minnesota	40	26	66	7.0-44	4-37	1	1-0	2-0	0	2	0	2-2	0	0	0	14
10/02/2021	at Kent St.	56	22	78	5.0-12	0-0	0	0-0	0-0	1	3	0	2-2	0	0	0	20
10/09/2021	Akron	42	26	68	11.0-52	4-27	1	1-0	1-0	1	1	2	2-2	0	0	0	20
10/16/2021	at NIU	43	36	79	7.0-17	0-0	1	1-0	0-0	0	2	0	2-2	0	0	0	26
10/23/2021	Eastern Mich.	35	42	77	2.0-11	1-8	0	1-0	0-0	2	0	0	3-3	0	0	0	24
10/30/2021	at Buffalo	46	74	120	11.0-49	6-39	0	0-0	2-60	0	6	0	8-8	0	0	0	56
11/10/2021	Toledo	38	38	76	3.0-6	0-0	0	0-0	0-0	1	2	0	2-2	0	0	0	17
11/16/2021	at Miami (OH)	36	24	60	8.0-20	3-10	0	0-0	1-6	2	2	1	1-1	0	0	0	7
11/26/2021	Ohio	27	30	57	8.0-31	2-15	2	0-0	3-51	2	2	0	1-1	0	0	1	21
	Bowling Green	490	424	914	81.0-320	28-181	7	6-0	12-158	17	31	5	26-27	0	1	2	257
	Opponents	412	362	774	88.0-380	38-274	10	8-0	9-48	27	49	3	44-45	0	0	0	368

DATE	OPPONENT	-----PUNTING-----							--FIELD GOALS--			--KICKOFFS--					OB	
		NO	YDS	AVG	LONG	BLKD	TB	FC	50+	I20	ATT-MADE	LG	BLKD	NO	YDS	AVG		TB
09/02/2021	at Tennessee	8	352	44.0	50	0	0	0	1	0	2-2	50	0	3	165	55.0	0	0
09/11/2021	South Alabama	7	310	44.3	59	0	1	1	2	5	1-1	40	0	4	260	65.0	4	0
09/18/2021	Murray St.	4	169	42.3	49	0	0	2	0	2	2-2	43	0	6	389	64.8	4	0
09/25/2021	at Minnesota	8	353	44.1	77	0	1	0	1	2	0-0	0	0	2	109	54.5	0	0
10/02/2021	at Kent St.	2	81	40.5	43	0	0	0	0	2	2-2	52	0	5	275	55.0	2	0
10/09/2021	Akron	2	71	35.5	40	0	0	0	0	1	2-2	35	0	5	319	63.8	2	0
10/16/2021	at NIU	4	170	42.5	51	0	0	0	1	2	4-4	49	0	7	381	54.4	0	1
10/23/2021	Eastern Mich.	7	284	40.6	47	1	2	1	0	2	1-1	25	0	5	267	53.4	0	0
10/30/2021	at Buffalo	6	215	35.8	51	1	0	0	1	2	0-0	0	0	9	523	58.1	2	0
11/10/2021	Toledo	8	328	41.0	48	0	0	0	0	0	1-1	47	0	4	248	62.0	1	0
11/16/2021	at Miami (OH)	10	359	35.9	47	1	0	2	0	1	0-0	0	0	2	119	59.5	0	0
11/26/2021	Ohio	3	103	34.3	38	0	1	0	0	1	4-5	43	0	6	331	55.2	2	0
	Bowling Green	69	2795	40.5	77	3	5	6	6	20	19-20	52	0	58	3386	58.4	17	1
	Opponents	52	2079	40.0	64	3	3	9	4	12	14-18	50	1	73	4309	59.0	29	1



# 2022 BGSU FOOTBALL

## 12 MAC CHAMPIONSHIPS | 13 BOWL GAME APPEARANCES



### OPPONENT GAME-BY-GAME

DATE	OPPONENT	--RUSHING--				--RECEIVING--				----PASSING-----				--KICK RET--			--PUNT RET--				TOT			
		NO	YDS	TD	LG	NO	YDS	TD	LG	CMP	ATT	INT	YDS	TD	LG	NO	YDS	TD	LG	NO	YDS	TD	LG	OFF
09/02/2021	at Tennessee	64	331	4	21	12	144	1	40	12	23	0	144	1	40	3	71	0	28	3	12	0	8	475
09/11/2021	South Alabama	37	114	2	13	29	257	0	42	29	46	1	257	0	42	0	0	0	0	3	-5	0	6	371
09/18/2021	Murray St.	33	69	1	12	13	132	0	24	13	28	2	132	0	24	2	48	0	25	1	9	0	9	201
09/25/2021	at Minnesota	44	182	1	54	5	59	0	25	5	13	2	59	0	25	2	45	0	34	3	27	0	27	241
10/02/2021	at Kent St.	56	262	3	21	15	134	0	25	15	28	0	134	0	25	3	77	0	43	2	1	0	10	396
10/09/2021	Akron	39	117	2	39	20	268	3	48	20	25	1	268	3	48	2	52	0	27	2	1	0	1	385
10/16/2021	at NIU	59	319	2	34	4	38	1	20	4	8	0	38	1	20	4	171	1	100	1	6	0	6	357
10/23/2021	Eastern Mich.	39	130	2	19	25	325	4	37	25	32	0	325	4	37	4	79	0	31	3	66	1	42	455
10/30/2021	at Buffalo	64	222	5	18	17	277	1	57	17	35	2	277	1	57	7	120	0	27	2	18	0	13	499
11/10/2021	Toledo	42	269	4	50	18	270	3	59	18	25	0	270	3	59	3	65	0	24	3	1	0	5	539
11/16/2021	at Miami (OH)	37	119	3	20	10	227	2	83	10	20	1	227	2	83	2	24	0	13	3	42	0	20	346
11/26/2021	Ohio	28	120	1	45	12	103	0	25	12	24	3	103	0	25	4	54	0	19	1	6	0	6	223
Opponents		542	2254	30	54	180	2234	15	83	180	307	12	2234	15	83	36	806	1	100	27	184	1	42	4488
Bowling Green		370	1228	15	77	238	2578	12	81	238	407	9	2578	12	81	38	703	0	76	19	158	0	17	3806

Games: 12 Avg/rush: 4.2 Avg/catch: 12.4 Pass effic: 128.1 KR avg: 22.4 PR avg: 6.8 All purpose avg/game: 460.5 Total offense avg/gm: 374.0

DATE	OPPONENT	-----TACKLES-----			--SACKS--		--FUMBLE--		INT-YDS	QBH	BLKD		-----KICKS--XPTS--				PTS
		SOLO	AST	TOTAL	TFL-YDS	NO-YDS	FF	FR-YDS			BRK	KICK	ATT-MAD	RUN	RCV	SAF	
09/02/2021	at Tennessee	33	24	57	11.0-30	2-13	0	0-0	0-0	3	6	0	5-5	0	0	0	38
09/11/2021	South Alabama	25	30	55	5.0-31	3-29	2	1-0	1-0	1	2	0	1-1	0	0	0	22
09/18/2021	Murray St.	34	44	78	7.0-23	2-14	0	0-0	1-21	0	0	0	1-1	0	0	0	10
09/25/2021	at Minnesota	33	16	49	6.0-35	4-32	1	1-0	1-10	2	7	0	1-1	0	0	0	10
10/02/2021	at Kent St.	45	22	67	7.0-46	5-43	3	1-0	1-0	1	5	0	3-3	0	0	0	27
10/09/2021	Akron	37	36	73	4.0-24	4-24	2	2-0	3-17	2	1	0	5-5	0	0	0	35
10/16/2021	at NIU	32	24	56	3.0-12	1-7	1	1-0	0-0	3	8	0	4-4	0	0	0	34
10/23/2021	Eastern Mich.	36	20	56	3.0-11	1-4	0	1-0	1-0	4	6	1	7-7	0	0	0	55
10/30/2021	at Buffalo	20	26	46	8.0-38	3-16	0	0-0	0-0	3	3	1	5-5	0	0	0	44
11/10/2021	Toledo	35	34	69	12.0-53	5-35	0	0-0	1-0	2	5	0	7-7	0	0	0	49
11/16/2021	at Miami (OH)	41	30	71	13.0-59	7-49	1	1-0	0-0	2	4	1	4-5	0	0	0	34
11/26/2021	Ohio	41	56	97	9.0-18	1-8	0	0-0	0-0	4	2	0	1-1	0	0	0	10
	Opponents	412	362	774	88.0-380	38-274	10	8-0	9-48	27	49	3	44-45	0	0	0	368
	Bowling Green	490	424	914	81.0-320	28-181	7	6-0	12-158	17	31	5	26-27	0	1	2	257

DATE	OPPONENT	-----PUNTING-----				--FIELD GOALS--				-----KICKOFFS-----				NO	YDS	AVG	TB	OB
		NO	YDS	AVG	LONG	BLKD	TB	FC	50+	I20	ATT-MADE	LG	BLKD					
09/02/2021	at Tennessee	8	352	44.0	50	0	0	0	1	0	2-2	50	0	3	165	55.0	0	0
09/11/2021	South Alabama	7	310	44.3	59	0	1	1	2	5	1-1	40	0	4	260	65.0	4	0
09/18/2021	Murray St.	4	169	42.3	49	0	0	2	0	2	2-2	43	0	6	389	64.8	4	0
09/25/2021	at Minnesota	8	353	44.1	77	0	1	0	1	2	0-0	0	0	2	109	54.5	0	0
10/02/2021	at Kent St.	2	81	40.5	43	0	0	0	0	2	2-2	52	0	5	275	55.0	2	0
10/09/2021	Akron	2	71	35.5	40	0	0	0	0	1	2-2	35	0	5	319	63.8	2	0
10/16/2021	at NIU	4	170	42.5	51	0	0	0	1	2	4-4	49	0	7	381	54.4	0	1
10/23/2021	Eastern Mich.	7	284	40.6	47	1	2	1	0	2	1-1	25	0	5	267	53.4	0	0
10/30/2021	at Buffalo	6	215	35.8	51	1	0	0	1	2	0-0	0	0	9	523	58.1	2	0
11/10/2021	Toledo	8	328	41.0	48	0	0	0	0	0	1-1	47	0	4	248	62.0	1	0
11/16/2021	at Miami (OH)	10	359	35.9	47	1	0	2	0	1	0-0	0	0	2	119	59.5	0	0
11/26/2021	Ohio	3	103	34.3	38	0	1	0	0	1	4-5	43	0	6	331	55.2	2	0
<b>Bowling Green</b>		<b>69</b>	<b>2795</b>	<b>40.5</b>	<b>77</b>	<b>3</b>	<b>5</b>	<b>6</b>	<b>6</b>	<b>20</b>	<b>19-20</b>	<b>52</b>	<b>0</b>	<b>58</b>	<b>3386</b>	<b>58.4</b>	<b>17</b>	<b>1</b>
<b>Opponents</b>		<b>52</b>	<b>2079</b>	<b>40.0</b>	<b>64</b>	<b>3</b>	<b>3</b>	<b>9</b>	<b>4</b>	<b>12</b>	<b>14-18</b>	<b>50</b>	<b>1</b>	<b>73</b>	<b>4309</b>	<b>59.0</b>	<b>29</b>	<b>1</b>

2021 RESULTS



# 2022 BGSU FOOTBALL

12 MAC CHAMPIONSHIPS | 13 BOWL GAME APPEARANCES

## PASSING GAME-BY-GAME

MATT McDONALD	COMP	ATT	INT	PCT	YARDS	TD	LONG	SACKED	EFFIC.
TENNESSEE	25	38	0	65.8	187	0	31	2-13	107.1
SOUTH ALABAMA	23	32	0	71.9	308	1	51	3-29	163.0
MURRAY ST.	22	28	1	78.6	221	1	33	2-14	149.5
MINNESOTA	19	35	1	54.3	170	0	33	4-32	89.4
KENT ST.	29	45	1	64.4	263	1	28	5-43	116.4
AKRON	21	35	3	60.0	257	2	45	4-24	123.4
NIU	16	41	0	39.0	235	1	54	1-7	95.2
EASTERN MICH.	20	35	1	57.1	223	0	44	1-4	104.9
BUFFALO	13	19	0	68.4	263	4	81	3-16	254.2
TOLEDO	11	20	0	55.0	65	1	13	5-35	98.8
MIAMI (OH)	13	28	0	46.4	108	0	20	7-49	78.8
OHIO	24	37	0	64.9	255	1	31	1-8	131.7
<b>TOTALS</b>	<b>236</b>	<b>393</b>	<b>7</b>	<b>60.1</b>	<b>2555</b>	<b>12</b>	<b>81</b>	<b>38-274</b>	<b>121.2</b>

TUCKER MELTON	COMP	ATT	INT	PCT	YARDS	TD	LONG	SACKED	EFFIC.
EASTERN MICH.	1	4	0	25.0	21	0	21	0-0	69.1
TOLEDO	1	5	1	20.0	2	0	2	0-0	-16.6
MIAMI (OH)	0	1	0	0.0	0	0	0	0-0	0.0
<b>TOTALS</b>	<b>2</b>	<b>10</b>	<b>1</b>	<b>20.0</b>	<b>23</b>	<b>0</b>	<b>21</b>	<b>0-0</b>	<b>19.3</b>

TARON KEITH	COMP	ATT	INT	PCT	YARDS	TD	LONG	SACKED	EFFIC.
MIAMI (OH)	0	1	0	0.0	0	0	0	0-0	0.0
<b>TOTALS</b>	<b>0</b>	<b>1</b>	<b>0</b>	<b>0.0</b>	<b>0</b>	<b>0</b>	<b>0</b>	<b>0-0</b>	<b>0.0</b>

JAEDYN MCKINSTRY	COMP	ATT	INT	PCT	YARDS	TD	LONG	SACKED	EFFIC.
SOUTH ALABAMA	0	1	1	0.0	0	0	0	0-0	-200.0
MINNESOTA	0	1	0	0.0	0	0	0	0-0	0.0
<b>TOTALS</b>	<b>0</b>	<b>2</b>	<b>1</b>	<b>0.0</b>	<b>0</b>	<b>0</b>	<b>0</b>	<b>0-0</b>	<b>-100.0</b>

MATT NARANJO	COMP	ATT	INT	PCT	YARDS	TD	LONG	SACKED	EFFIC.
KENT ST.	0	1	0	0.0	0	0	0	0-0	0.0
<b>TOTALS</b>	<b>0</b>	<b>1</b>	<b>0</b>	<b>0.0</b>	<b>0</b>	<b>0</b>	<b>0</b>	<b>0-0</b>	<b>0.0</b>

## RUSHING GAME-BY-GAME

PLAYER	NO-YDS/TD	UT	USA	MSU	MINN	KENTST	UA	NIU	EMU	UB	UT	MIAMI	OHIO
MATT McDONALD	80-13/4	3-11/0	7-16/0	7-5/1	9-7/2	10-23/0	6-13/0	6-75/0	3-11/0	5-39/1	10-19/0	9-38/0	5-10/0
NICK MOSLEY	77-336/2	8-26/0	-	9-48/0	-	3-15/1	8-21/0	-	7-43/1	2-1/0	10-53/0	15-94/0	15-35/0
TERION STEWART	7 0-412/5	7-13/0	5-16/0	7-12/0	DNP	DNP	DNP	3-14/0	8-57/1	11-170/2	13-42/1	7-71/1	9-17/0
JAISON PATTERSON	65-271/2	1-1/0	4-4/0	14-35/1	8-20/0	12-60/0	15-79/0	1-9/0	4-9/1	2-15/0	4-39/0	DNP	DNP
TARON KEITH	34-91/0	1-1/0	-	1-16/0	1-2/0	1-0/0	-	11-39/0	3-3/0	3-4/0	-	3-6/0	10-34/0
JHAYLIN EMBRY	17-52/1	3-4/0	2-6/0	1-16/0	5-11/0	-	2-10/0	1-9/0	1-0/0	2-4/1	-	-	-
JAMAL JOHNSON	15-69/0	-	-	-	1-2/0	-	2-11/0	4-16/0	1-7/0	-	3-14/0	1-17/0	3-2/0
MATT NARANJO	1-8/0	-	-	-	-	-	-	-	-	1-8/0	-	-	-

## RECEIVING GAME-BY-GAME

PLAYER	NO-YDS/TD	UT	USA	MSU	MINN	KENTST	UA	NIU	EMU	UB	UT	MIAMI	OHIO
AUSTIN OSBORNE	64-546/2	8-46/0	7-38/0	6-69/0	4-28/0	6-52/0	5-35/0	5-63/1	5-42/0	2-20/0	6-50/0	2-24/0	8-79/1
CHRISTIAN SIMS	41-418/2	DNP	8-76/0	4-50/0	6-51/0	7-55/0	3-15/0	-	1-17/0	5-103/2	-	3-21/0	4-30/0
TYRONE BRODEN	36-596/5	DNP	3-76/0	6-52/0	4-44/0	5-75/1	4-111/2	2-53/0	3-22/0	4-110/2	-	5-53/0	-
TARON KEITH	26-244/1	1-0/0	2-55/0	2-15/1	2-40/0	4-35/0	5-31/0	2-7/0	2-18/0	1-8/0	1-6/0	1-6/0	3-23/0
CAVON CROOM	18-200/0	5-45/0	-	2-13/0	1-5/0	-	2-43/0	1-18/0	1-9/0	-	-	-	6-67/0
JAMAL JOHNSON	15-149/1	3-44/0	2-30/0	-	-	1-6/0	-	-	3-31/0	-	3-9/1	1-0/0	2-29/0
JAISON PATTERSON	12-76/0	-	-	1-13/0	2-2/0	3-18/0	1-7/0	1-9/0	3-27/0	-	1-0/0	DNP	DNP
LEVI GAZAREK	10-88/0	3-23/0	-	1-9/0	-	3-22/0	-	2-21/0	1-13/0	-	-	-	-
JHAYLIN EMBRY	7-164/0	1-7/0	-	-	-	-	-	3-64/0	1-44/0	1-22/0	-	-	1-27/0
JAEDYN MCKINSTRY	3-22/0	3-22/0	-	-	-	-	-	-	-	-	-	-	-
ANDREW BENCH	2-48/1	-	1-33/1	-	-	-	1-15/0	-	-	-	-	-	-
BRYCE BOYER	1-21/0	DNP	DNP	-	DNP	DNP	DNP	DNP	1-21/0	DNP	-	-	DNP
NICK MOSLEY	1-4/0	-	-	-	-	-	-	-	-	-	-	1-4/0	-
GRIFFIN LITTLE	1-2/0	DNP	DNP	DNP	DNP	DNP	DNP	DNP	DNP	DNP	1-2/0	-	DNP
TERION STEWART	1-0/0	1-0/0	-	-	DNP	DNP	DNP	-	-	-	-	-	-



### PUNT RETURNS

PLAYER	NO-YDS	UT	USA	MSU	MINN	KENTST	UA	NIU	EMU	UB	UT	MIAMI	OHIO
JHAYLIN EMBRY	17-136	-	-	1-11	1-7	1-0	3-38	1-6	1-2	1-0	1-5	4-40	3-27
DAVON FERGUSON	2-14	-	2-14	-	-	-	-	-	-	DNP	DNP	DNP	DNP

### KICK RETURNS

PLAYER	NO-YDS	UT	USA	MSU	MINN	KENTST	UA	NIU	EMU	UB	UT	MIAMI	OHIO
TARON KEITH	23-500	-	-	-	-	2-97	2-30	3-51	4-64	4-91	4-90	4-77	-
JAMAL JOHNSON	4-61	-	-	-	-	-	-	-	-	-	-	1-21	3-40
DAVON FERGUSON	3-60	3-60	-	-	-	-	-	-	-	DNP	DNP	DNP	DNP
DESHAWN JONES JR.	3-50	2-36	1-14	-	-	-	DNP	DNP	-	-	-	-	-
ANTHONY HAWKINS	2-4	DNP	-	-	-	-	-	2-4	-	-	-	-	-
DIATA BURNS	1-14	-	-	-	-	1-14	-	-	DNP	DNP	DNP	DNP	DNP
CHRISTIAN SIMS	1-8	DNP	-	-	-	1-8	-	-	-	-	-	-	-
JAISON PATTERSON	1-6	-	-	-	-	1-6	-	-	-	-	-	DNP	DNP

### INTERCEPTION RETURNS

PLAYER	NO-YDS	UT	USA	MSU	MINN	KENTST	UA	NIU	EMU	UB	UT	MIAMI	OHIO
JORDAN ANDERSON	3-26	-	-	-	1-0	-	1-0	-	-	1-26	-	-	-
DESHAWN JONES JR.	3-6	-	-	-	-	-	DNP	DNP	-	-	-	1-6	2-0
DEVINTAYLOR	2-34	-	-	-	1-0	-	-	-	-	1-34	-	-	-
TRENT SIMMS	1-51	-	-	-	-	-	-	-	-	-	-	-	1-51
DARREN ANDERS	1-27	-	1-27	-	-	-	-	-	-	-	-	-	-
BROCK HORNE	1-12	-	-	1-12	-	-	-	-	-	-	-	-	-
SY DABNEY	1-2	-	-	1-2	-	-	-	-	-	-	-	-	-

### DEFENSE GAME-BY-GAME

#### TOTAL TACKLES

PLAYER	S-A	TOTAL	UT	USA	MSU	MINN	KENTST	UA	NIU	EMU	UB	UT	MIAMI	OHIO
DARREN ANDERS	56-68	124	4-10	5-3	3-4	1-6	6-2	8-2	7-5	6-7	3-9	5-7	4-4	4-9
BROCK HORNE	44-46	90	3-2	1-5	0-2	6-3	2-4	4-2	5-6	4-5	9-6	4-6	5-0	1-5
SY DABNEY	40-35	75	6-4	4-2	3-2	2-1	4-4	6-2	2-4	5-2	0-9	0-1	7-3	1-1
DAVON FERGUSON	45-23	68	7-2	6-5	4-1	4-1	5-1	5-4	10-7	4-2	DNP	DNP	DNP	DNP
JORDAN ANDERSON	31-26	57	2-2	5-4	0-1	5-1	2-0	2-3	5-2	3-2	0-4	4-3	1-1	2-3
DEVINTAYLOR	44	1-0	2-2	4-1	0-1	2-0	1-2	0-3	2-3	3-3	1-3	3-3	4-0	-
KARL BROOKS	15-27	42	4-1	1-2	0-3	1-0	0-1	3-1	1-1	0-6	2-4	0-3	0-4	3-1
WALTER HAIRE	17-21	38	2-3	4-2	0-2	1-1	4-3	0-2	1-1	0-1	1-4	2-2	2-0	-
BLAINE SPIRES	18-17	35	4-2	4-1	1-2	0-1	1-0	1-0	2-2	0-3	2-3	1-1	DNP	2-2
ANTHONY HAWKINS	16-16	32	DNP	-	1-0	2-1	2-1	4-2	1-0	0-4	4-6	-	0-1	2-1
BRYCE BRAND	20-10	30	2-1	1-2	1-1	7-0	6-1	1-0	2-2	0-1	0-2	DNP	DNP	-
TRENT SIMMS	14-14	28	-	0-1	-	1-0	-	-	0-1	3-6	6-5	1-0	3-1	-
DEMETRIUS HARDAMON	12-15	27	-	2-2	-	1-1	0-1	-	-	0-1	3-7	3-2	3-1	-
DIEGO NERI	14-8	22	0-3	0-2	3-1	1-0	6-0	1-0	-	-	1-2	2-0	-	-
JB BROWN	15-6	21	3-0	1-1	3-0	1-1	2-0	0-1	1-0	2-0	1-1	-	0-1	1-1
BILLIE ROBERTS	12-9	21	3-0	1-1	0-3	1-0	0-1	1-1	1-0	0-1	1-2	1-0	3-0	-
DONTREZ BROWN	8-11	19	1-0	1-3	0-1	1-2	1-1	0-1	1-1	1-0	2-0	-	0-1	0-1
JALEN BURTON	10-4	14	-	-	-	DNP	DNP	0-1	2-0	-	3-2	5-0	-	0-1
MARCUS SHEPPARD	11-1	12	1-0	2-0	-	3-0	3-0	0-1	-	1-0	1-0	-	-	DNP
DESHAWN JONES JR.	6-6	12	2-3	-	-	-	-	DNP	DNP	1-0	-	2-0	1-0	0-3
CHARLES ROSSER	6-6	12	2-0	0-2	-	0-1	-	-	1-1	2-0	1-1	-	-	0-1
JORDAN PORTER	5-6	11	-	0-1	2-1	0-2	1-0	0-1	-	1-0	1-1	-	-	-
ALI SAAD	7-2	9	1-0	DNP	0-1	DNP	2-1	2-0	-	-	1-0	-	-	1-0
AVI MCGARY	4-5	9	1-0	-	0-1	1-1	-	1-0	-	0-1	1-0	0-2	-	-
PATRICK DAY	6-2	8	1-0	-	1-0	-	1-0	-	-	1-0	2-1	-	0-1	-
DAVON DANIELS	4-4	8	-	-	1-0	0-1	-	-	1-0	1-1	-	1-2	-	-
DIERRE KELLY	4-4	8	2-0	DNP	0-1	DNP	1-1	-	0-1	1-0	-	-	0-1	-
DIATA BURNS	5-2	7	4-1	0-1	-	-	1-0	-	-	DNP	DNP	DNP	DNP	DNP
CASHIUS HOWELL	5-1	6	DNP	DNP	-	DNP	DNP	DNP	DNP	DNP	0-1	DNP	5-0	DNP
MATT KORDAS	3-1	4	DNP	DNP	2-0	DNP	DNP	DNP	-	0-1	DNP	DNP	DNP	1-0
VICTOR VAZQUEZ	1-2	3	DNP	DNP	-	DNP	DNP	DNP	DNP	DNP	1-0	0-1	0-1	DNP
MASON LAWLER	2-0	2	-	-	-	-	2-0	-	-	-	-	-	-	-
CAVON CROOM	2-0	2	-	-	-	-	-	-	-	-	-	-	-	2-0
MATT NARANJO	1-0	1	-	-	-	-	-	-	-	-	-	-	1-0	-
ELIJAH EBERHARDT	1-0	1	DNP	DNP	-	DNP	DNP	DNP	DNP	DNP	-	1-0	-	-
CHRISTIAN SIMS	1-0	1	DNP	-	1-0	-	-	-	-	-	-	-	-	-
MATT MCDONALD	1-0	1	-	-	-	-	-	1-0	-	-	-	-	-	-
MALONE VANGORDER	1-0	1	-	-	-	1-0	-	-	-	-	-	-	-	-
JAISON PATTERSON	1-0	1	-	-	-	-	-	1-0	-	-	-	-	DNP	DNP
AUSTIN OSBORNE	1-0	1	-	-	-	-	1-0	-	-	-	-	-	-	-
JAMES CAROLAN	1-0	1	-	-	-	1-0	-	-	-	-	-	-	-	-
MYLES WILLIAMSON	1-0	1	DNP	DNP	1-0	DNP	DNP	DNP	-	-	DNP	DNP	DNP	DNP
JEVON HENDERSON	0-1	1	DNP	DNP	-	DNP	DNP	DNP	DNP	DNP	DNP	DNP	0-1	DNP
JAMAL JOHNSON	0-1	1	-	-	0-1	-	-	-	-	-	-	-	-	-
JACK WARDZALA	0-1	1	DNP	DNP	0-1	DNP	DNP	DNP	DNP	DNP	DNP	DNP	DNP	DNP
JHAYLIN EMBRY	0-1	1	-	-	-	0-1	-	-	-	-	-	-	-	-
TUCKER MELTON	0-1	1	DNP	DNP	DNP	DNP	DNP	DNP	DNP	-	DNP	-	0-1	-





# 2022 BGSU FOOTBALL

12 MAC CHAMPIONSHIPS | 13 BOWL GAME APPEARANCES

## TACKLES FOR LOSS

PLAYER	UA-A	TOTAL	UT	USA	MSU	MINN	KENTST	UA	NIU	EMU	UB	UT	MIAMI	OHIO
KARL BROOKS	9-7	12.5	10-3	0.5-2	0.5-1	10-13	-	3.5-18	0.5-1	-	2.0-8	0.5-1	0.5-1	2.5-16
DARREN ANDERS	9-1	9.5	10-12	10-2	10-3	-	10-3	1.5-9	10-2	10-8	10-2	-	-	10-3
WALTER HAIRE	8-3	9.5	10-2	10-2	-	-	10-3	0.5-2	10-3	-	10-3	2.0-5	2.0-2	-
DAVON FERGUSON	7-2	8.0	-	1.5-6	2.0-9	2.0-16	-	1.5-2	10-7	-	DNP	DNP	DNP	DNP
DEMETRIUS HARDAMON	4-3	5.5	-	1.5-7	-	-	-	-	-	-	1.5-5	0.5-0	2.0-5	-
BLAINE SPIRES	4-2	5.0	-	10-1	10-11	-	-	10-17	-	-	1.5-6	-	DNP	0.5-1
BILLIE ROBERTS	4-1	4.5	-	10-1	-	10-5	-	0.5-1	-	-	-	-	2.0-4	-
SY DABNEY	3-0	3.0	10-4	-	-	-	-	10-1	-	-	-	-	10-8	-
ANTHONY HAWKINS	3-0	3.0	DNP	-	-	10-1	-	-	-	-	10-9	-	-	10-1
JORDAN ANDERSON	2-2	3.0	-	-	-	10-1	-	-	-	10-3	-	-	-	10-1
BROCK HORNE	2-2	3.0	-	-	-	10-8	-	1.5-2	-	-	-	-	-	0.5-1
BRYCE BRAND	2-2	3.0	-	-	0.5-2	-	10-3	-	1.5-2	-	-	DNP	DNP	DNP
JALEN BURTON	2-0	2.0	-	-	-	DNP	DNP	-	10-1	-	10-2	-	-	-
DIERRE KELLY	1-1	1.5	-	DNP	0.5-3	DNP	10-2	-	-	-	-	-	-	-
CHARLES ROSSER	1-1	1.5	-	0.5-1	-	-	-	-	10-1	-	-	-	-	-
DONTREZ BROWN	1-1	1.5	-	-	-	-	-	-	-	-	10-7	-	0.5-0	-
JORDAN PORTER	1-0	1.0	-	-	-	-	-	-	-	-	10-7	-	-	-
DIEGO NERI	1-0	1.0	-	-	10-2	-	-	-	-	-	-	-	-	-
JB BROWN	1-0	1.0	-	-	-	-	-	-	-	-	-	-	-	10-6
ALI SAAD	1-0	1.0	-	DNP	-	DNP	10-1	-	-	-	-	-	-	-
TRENT SIMMS	0-1	0.5	-	-	-	-	-	-	-	-	-	-	-	0.5-2
JACK WARDZALA	0-1	0.5	DNP	DNP	0.5-4	DNP	DNP	DNP	DNP	DNP	DNP	DNP	DNP	DNP

## SACKS

PLAYER	UA-A	TOTAL	UT	USA	MSU	MINN	KENTST	UA	NIU	EMU	UB	UT	MIAMI	OHIO
KARL BROOKS	7-1	7.5	1-3	-	-	1-13	-	2-16	-	-	1-7	-	0.5-1	2-15
WALTER HAIRE	4-1	4.5	1-2	1-2	-	-	-	0.5-2	-	-	1-3	-	1-1	-
DARREN ANDERS	3-0	3	1-12	-	-	-	-	1-8	-	1-8	-	-	-	-
DAVON FERGUSON	2-0	2	-	-	-	2-16	-	-	-	-	DNP	DNP	DNP	DNP
BLAINE SPIRES	1-1	1.5	-	-	1-11	-	-	-	-	-	0.5-3	-	DNP	-
DONTREZ BROWN	1-1	1.5	-	-	-	-	-	-	-	-	1-7	-	0.5-0	-
DEMETRIUS HARDAMON	1-1	1.5	-	1-6	-	-	-	-	-	-	0.5-3	-	-	-
SY DABNEY	1-0	1	-	-	-	-	-	-	-	-	-	-	1-8	-
DIEGO NERI	1-0	1	-	-	1-2	-	-	-	-	-	-	-	-	-
JORDAN PORTER	1-0	1	-	-	-	-	-	-	-	-	1-7	-	-	-
BROCK HORNE	1-0	1	-	-	-	1-8	-	-	-	-	-	-	-	-
ANTHONY HAWKINS	1-0	1	DNP	-	-	-	-	-	-	-	1-9	-	-	-
DIERRE KELLY	0-1	0.5	-	DNP	0.5-3	DNP	-	-	-	-	-	-	-	-
BILLIE ROBERTS	0-1	0.5	-	-	-	-	-	0.5-1	-	-	-	-	-	-
JACK WARDZALA	0-1	0.5	DNP	DNP	0.5-4	DNP	DNP	DNP	DNP	DNP	DNP	DNP	DNP	DNP

# 2022 BGSU FOOTBALL

## 12 MAC CHAMPIONSHIPS | 13 BOWL GAME APPEARANCES



### THE LAST TIME

#### A BG Player Returned a Kickoff for a Touchdown

Clint Stephens (96 yards), vs. Ball State, Nov. 28, 2014

#### An Opposing Player Returned a Kickoff for a Touchdown

Trayvon Rudolph (100 yards), at NIU, Oct. 16, 2021

#### A BG Player Returned a Punt for a Touchdown

Ryan Burbrink (75 yards), vs. VMI, Sept. 6, 2014

#### An Opposing Player Returned a Punt for a Touchdown

William Likely (85 yards), at Maryland, Sept. 12, 2015

#### A BG Player Returned an Interception for a Touchdown

Darren Anders (27 yards), vs. South Alabama, Sept. 11, 2011

#### An Opposing Player Returned an Interception for a TD

Mike Brown (Miami), 79 yards, Nov. 13, 2019

#### A BG Player Returned a Fumble for a Touchdown

Caleb Biggers (100 yards), vs. Central Mich., Oct. 19, 2019

#### An Opposing Player Returned a Fumble for a TD

Brand Williams (69 yards), vs. Buffalo, Nov. 23, 2018

#### A BG Player Returned a Blocked Punt for a Touchdown

Herve Coby (29 yards), vs. VMI, Sept. 6, 2014

#### An Opposing Player Returned a Blocked Punt for a TD

David Carter, 42 yards (Eastern Michigan), Oct. 23, 2021

#### A BG Player Blocked a Punt for a Safety

Patrick Day, vs. South Alabama, Sept. 11, 2021

#### A BG Player Blocked a Punt

Sy Dabney, vs. Akron, Oct. 9, 2021

#### A BG Player Rushed for 100 or more yards

Terion Stewart at Buffalo, October 30, 2021 (11/170)

#### A BG Player Rushed for 200 or more yards

Willie Geter vs. Kent State, October 20, 2007 (22/203)

#### An Opponent Rushed for 200 or more yards

Jay Ducker (NIU), Oct. 18, 2021 (33/210)

#### A BG Player Had Two Interceptions in a Game

Deshawn Jones Jr. vs. Ohio, Nov. 25, 2021 (2)

#### A BG Player Had Three Interceptions in a Game

Janssen Patton vs. Northern Illinois, Oct. 25, 2003

#### An Opposing Player Had Three Interceptions in a Game

Jamie Silva (Boston College), Oct. 6, 2007

#### Two BG Players Rushed for 100 or more yards in a Game

Andrew Clair (121)

Josh Cleveland (117), at Miami, Oct. 7, 2017

#### Three BG Players Rushed for 100 or more yards in a Game

Fred Coppet (160)

Josh Cleveland (109)

Donovan Wilson (107), vs. Buffalo, Nov. 25, 2016

#### Two BG Players had 100 or more receiving yards

Tyrone Broden (110)

Christian Sims (103), at Buffalo, Oct. 30, 2021

#### Three BG Players had 100 or more receiving yards in a Game

Roger Lewis (148)

Ryan Burbrink (132)

Ronnie Moore (109), vs. UMass, Sept. 27, 2014

#### A BG Player Rushed for 100 or more yards and Two BG Players had 100 or more receiving yards

at Buffalo, Oct. 30, 2021; Terion Stewart (170 rushing yards), Tyrone Broden (110 receiving), Christian Sims (103 receiving)

#### A BG Player Passed for 300 or more yards in a Game

Matt McDonald (308), vs. South Alabama, Sept. 11, 2021

#### BG forced a safety

vs. Ohio, Nov. 26, 2021

#### BG Blocked two kicks in a Game

vs. Akron, Oct. 9, 2021; Devin Taylor (FG) and Sy Dabney (Punt)

#### Three BG Players Recorded 10+ Tackles

vs. Toledo, Nov. 10, 2021; Darren Anders (12),

Trent Simms (11), Brock Horne (10)

#### Four BG Players Recorded 10+ Tackles

at Buffalo, Oct. 30, 2021; Brock Horne (15), Darren Anders (12), Anthony Hawkins (10), Demetrius Hardamon (10)



# 2022 BGSU FOOTBALL

12 MAC CHAMPIONSHIPS | 13 BOWL GAME APPEARANCES

## GAME 1 • Tennessee 38, Bowling Green 6 Sept. 2 • Knoxville, Tenn.

### Game Notes

- Thirteen Falcons made collegiate debuts: OG Gabriel Brown, OG Matt Fortner, RB Jamal Johnson\*\*, CB Deshawn Jones Jr., DL Dierre Kelly\*\*, LB Avi McGary, WR Jaedyn McKinstry, LB Diego Neri\*\*, RB Jaison Patterson\*\*, LB Charles Rosser, DL Ali Saad, RG Malone VanGorder, C Cade Zimmerly\*\* --- \*\* denotes true freshman
- Six Falcons made their first career starts: WR Caven Croom, WR Austin Osborne, RB Terion Stewart, DL Billie Roberts, RG Malone VanGorder, C Cade Zimmerly
- Cade Zimmerly made his first career start at center. He was the only true freshman walk-on in the nation to be listed as a starter at any position during the opening weekend.
- QB Matt McDonald completed a career-high 25 passes, surpassing his previous best of 17 against Buffalo in 2020.
- WR Jaedyn McKinstry made his first collegiate reception in the first quarter on a 13-yard passing strike from Matt McDonald.
- WR Caven Croom made his first career receptions in the game. He finished with five receptions for 45 yards.
- RB Jamal Johnson made his first career reception on a 31-yard pass play in the second quarter, which led to Bowling Green's first score of the game on a 42-yard field goal by Nate Needham.
- PK Nate Needham connected on a career-long 50-yard field goal in the second quarter. His previous long was 43 yards against Miami (OH) in 2018.
- WR Austin Osborne finished with a career-high eight receptions and a career-high 46 receiving yards.
- TE Levi Gazarek made his first career reception in the third quarter. Gazarek finished with three receptions for 23 receiving yards.
- LB Darren Anders tied his career high with 14 tackles. He also had 14 stops vs. Buffalo last season.

### Score by Quarters:

Bowling Green	0	6	0	0	—	6
Tennessee	14	0	14	10	—	38

### Scoring Summary:

1st	10:25 UT - Milton III, Joe 4 yd run (McGrath, Chase kick), 12-66 2:59, BGSU 0 - UT 7
	06:52 UT - Small, Jabari 1 yd run (McGrath, Chase kick), 8-67 2:01, BGSU 0 - UT 14
2nd	09:54 BGSU - Needham, Nate 42 yd field goal, 11-70 5:24, BGSU 3 - UT 14
	01:16 BGSU - Needham, Nate 50 yd field goal, 11-48 7:16, BGSU 6 - UT 14
3rd	12:53 UT - Milton III, Joe 1 yd run (McGrath, Chase kick), 8-72 1:58, BGSU 6 - UT 21
	07:51 UT - Evans, Tiyon 19 yd run (McGrath, Chase kick), 5-58 1:18, BGSU 6 - UT 28
4th	09:36 UT - McGrath, Chase 43 yd field goal, 14-41 3:28, BGSU 6 - UT 31
	05:11 UT - Tillman, Cedric 40 yd pass from (McGrath, Chase kick), 6-75 1:45, BGSU 6 - UT 38

### Attendance—84,314

	BG	UT		BG	UT
FIRST DOWNS	11	31	Punts (Number-Avg)	8-44.0	3-49.0
RUSHES-YARDS (NET)	23-32	64-331	Fumbles-Lost	1-0	2-2
PASSING YDS (NET)	87	144	Penalties-Yards	11-79	5-45
Passes Att-Comp-Int	38-25-0	24-12-0	Possession Time	32:10	26:07
TOTAL OFFENSE PLAYS-YARDS	61-219	8-475	Third-Down Conversions	2 of 13	7 of 15
Fumble Returns-Yards	0-0	0-0	Fourth-Down Conversions	0 of 2	1 of 3
Punt Returns-Yards	0-0	0-12	Red-Zone Scores-Chances	1-1	5-5
Kickoff Returns-Yards	5-96	3-71	Sacks By: Number-Yards	3-0	2-0
Interception Returns-Yards	0-0	0-0			

**RUSHING: Bowling Green-** Mosley, Nick 8-26; Stewart, Terio 7-13; Embry, Jhaylin 3-4; Patterson, Jai 1-1; Keith, Taron 1-minus 1; McDonald, Matt 3-minus 11. **Tennessee-** Evans, Tiyon 16-120; Small, Jabari 22-117; Milton III, Joe 14-44; Pierce, Marcus 8-36; Wright, Jaylen 4-14.

**PASSING: Bowling Green-** McDonald, Matt 25-38-0-187.  
**Tennessee-** Milton III, Joe 11-23-0-139; Hooker, Hendon 1-1-0-5.

**RECEIVING: Bowling Green-** Osborne, Austi 8-46; Croom, Caven 5-45; Johnson, Jamal 3-44; Gazarek, Levi 3-23; McKinstry, Jae 3-22; Embry, Jhaylin 1-7; Keith, Taron 1-0; Stewart, Terio 1-0. **Tennessee-** Hyatt, Jalin 4-62; Tillman, Cedric 2-48; Payton, JaVonta 2-14; Fant, Princeton 1-6; Small, Jabari 1-5; Frerking, Grant 1-5; Warren, Jacob 1-4.

## GAME 2 • South Alabama 22, Bowling Green 19 Sept. 11 • Bowling Green, Ohio

### Game Notes

- Patrick Day blocked South Alabama's first punt of the game. The block went through the back of the end zone for a safety.
- ILB Darren Anders notched a "pick-6" in the first quarter, returning it 27 yards for the score. He was the first Falcon with a "pick-6" since Brandon Harris returned one 63 yards at Ohio State in 2016.
- It was the first interception of his career.
- TE Christian Sims had a career-long 51-yard reception on the opening drive of the third quarter.
- Sims finished with a career-high eight receptions for a career-high 76 receiving yards.
- WR Tyrone Broden had a career-long 47-yard reception in the third quarter.
- Broden finished with career highs in receptions (3) and receiving yards (76).
- DL Demetrius Hardamon finished with a career-high 1.0 sacks and 1.5 tackles for loss. They were the first of his career.
- TB Taron Keith had a career-long 44-yard reception in the third quarter.
- QB Matt McDonald threw for a career-high 308 yards. It is the first time in his career he has passed for more than 300 yards in a game.

### Score by Quarters:

South Alabama	0	6	6	10	—	22
Bowling Green	8	0	11	0	—	19

### Scoring Summary:

1st	13:08 BGSU	TEAM 0 yd PUNT, 3-8 1:52, USA 0 - BGSU 2
	04:53 BGSU	Anders, Darren 27 yd INT: INT: (Needham, Nate kick failed), 2-1 0:45, USA 0 - BGSU 8
2nd	14:14 USA	Guajardo, Diego 22 yd field goal, 12-71 5:39, USA 3 - BGSU 8
	00:06 USA	Guajardo, Diego 41 yd field goal, 6-25 0:38, USA 6 - BGSU 8
3rd	11:44 BGSU	Needham, Nate 40 yd field goal, 7-53 3:16, USA 6 - BGSU 11
	10:16 USA	Walker, Kareem 1 yd run (Bentley, Jake kick failed), 5-75 1:28, USA 12 - BGSU 11
	09:08 BGSU	Bench, Andrew 33 yd pass from TEAM (McDonald, Matt kick), 3-83 1:03, USA 12 - BGSU 19
4th	01:39 USA	Avery, Terrion 13 yd run (Guajardo, Diego kick), 15-87 6:59, USA 19 - BGSU 19
	00:00 USA	Guajardo, Diego 44 yd field goal, 4-7 1:21, USA 22 - BGSU 19

### Attendance—15,105

	USA	BG		USA	BG
FIRST DOWNS	21	10	Punts (Number-Avg)	7-31.4	7-44.3
RUSHES-YARDS (NET)	37-114	19-9	Fumbles-Lost	1-0	2-1
PASSING YDS (NET)	257	308	Penalties-Yards	2-25	10-99
Passes Att-Comp-Int	46-29-1	33-23-1	Possession Time	35:29	24:31
TOTAL OFFENSE PLAYS-YARDS	83-371	52-317	Third-Down Conversions	7 of 18	2 of 12
Fumble Returns-Yards	0-0	0-0	Fourth-Down Conversions	1 of 2	0 of 1
Punt Returns-Yards	3-5	3-31	Red-Zone Scores-Chances	3-3	1-1
Kickoff Returns-Yards	0-0	1-14	Sacks By: Number-Yards	3-29	2-8
Interception Returns-Yards	1-0	1-27			

**RUSHING: South Alabama-** Avery, Terrion 20-82; Walker, Kareem 12-32; Bentley, Jake 5-0. **Bowling Green-** Stewart, Terio 5-16; Embry, Jhaylin 2-6; Patterson, Jai 4-4; TEAM 1-minus 1; McDonald, Matt 7-minus 16.

**PASSING: South Alabama-** Bentley, Jake 29-46-1-257. **Bowling Green-** McDonald, Matt 23-32-0-308; McKinstry, Jae 0-1-1-0.

**RECEIVING: South Alabama-** Lacy, Caullin 8-63; Tolbert, Jalen 7-95; Sutherland, Cade 4-27; Sefcik, Lincoln 3-41; Wayne, Jalen 3-26; Avery, Terrion 2-5; Dailey Jr., Alle 1-6; Walker, Kareem 1-minus 6. **Bowling Green-** Sims, Christian 8-76; Osborne, Austin 7-38; Broden, Tyrone 3-76; Keith, Taron 2-55; Johnson, Jamal 2-30; Bench, Andrew 1-33.





### GAME 3 • Bowling Green 27, Murray State 10 Sept. 18 • Bowling Green, Ohio

#### Game Notes

- The win snapped a 10-game losing streak.
- Bowling Green held Murray State to 201 yards of total offense. The last time BGSU held a team under 250 yards of total offense was the 2019 Akron game.
- Bowling Green scored a touchdown on its first drive of the game. It is the first time this season the Falcons scored on their opening drive of a game.
- With an INT on the first defensive stand of the game, BGSU has forced at least one turnover in all three games this season.
- Bowling Green had the ball for 10:34 in the first quarter, while Murray State had the ball for 10:03 in the second quarter.
- Bowling Green had the ball for 12:09 in the third quarter and scored 10 points to take the lead.
- BGSU had 13-different players make an offense attempt, which includes five different rushers and seven different receivers that caught passes.
- BGSU rushed for 100+ yards for the first time this season and for the 17th time in 20 games under head coach Scot Loeffler.
- OT Alex Wollschlaeger made his first collegiate start. He started at right tackle.
- LB Brock Horne notched his first career interception on BGSU's first defensive stand. He returned it 12 yards.
- RB Jaison Patterson scored his first career touchdown on BGSU's first drive of the game. It was a two-yard rush.
- RB Taron Keith had a career-long 16-yard rush in the first quarter.
- QB Matt McDonald threw for 221 yards, passing the 200-yard passing mark for the second time this season and the third time in his career.
- WR Austin Osborne had a career-high 69 receiving yards.

#### Score by Quarters:

Murray State	0	10	0	0	—	10
Bowling Green	7	3	10	7	—	27

#### Scoring Summary:

1st	11:47 BGSU - Patterson, Jai 2 yd run ( Needham, Nate kick), 5-29 1:52, RACERS 0 - BGSU 7
2nd	12:03 BGSU - Needham, Nate 43 yd field goal, 14-70 6:21, RACERS 0 - BGSU 10
	06:55 RACERS - Witherspoon, Dam 6 yd run (Baum, Aaron kick), 11-75 5:08, RACERS 7 - BGSU 10
	01:46 RACERS - Baum, Aaron 47 yd field goal, 7-26 3:45, RACERS 10 - BGSU 10
3rd	09:25 BGSU - McDonald, Matt 1 yd run ( Needham, Nate kick), 11-71 5:35, RACERS 10 - BGSU 17
	00:11 BGSU - Needham, Nate 36 yd field goal, 9-60 4:27, RACERS 10 - BGSU 20
4th	07:05 BGSU - Keith, Taron 5 yd pass from TEAM ( Needham, Nate kick), 11-70 5:34, RACERS 10 - BGSU 27

#### Attendance—20,097

	MSU	BG		MSU	BG
FIRST DOWNS	20	22	Punts (Number-Avg)	5-35.6	4-42.2
RUSHES-YARDS (NET)	33-69	43-118	Fumbles-Lost	1-0	2-0
PASSING YDS (NET)	132	221	Penalties-Yards	5-50	12-135
Passes Att-Comp-Int.	28-13-2	28-22-1	Possession Time	25:43	34:17
TOTAL OFFENSE PLAYS-YARDS	61-201	71-339	Third-Down Conversions	8 of 16	7 of 13
Fumble Returns-Yards	0-0	0-0	Fourth-Down Conversions	0 of 1	0 of 0
Punt Returns-Yards	1-9	1-11	Red-Zone Scores-Chances	1-2	4-4
Kickoff Returns-Yards	2-48	0-0	Sacks By: Number-Yards	2-14	3-20
Interception Returns-Yards	1-21	2-14			

**RUSHING: Murray St.**-Witherspoon, Dam 13-38; Castille, Rodney 8-28; Williams, DJ 2-11; Jones, Cortez 2-minus 1; Rice, Preston 7-minus 2; Brooks, LaMartez 1-minus 5. **Bowling Green**- Mosley, Nick 9-48; Patterson, Jai 14-35; Embry, Jhaylin 1-16; Keith, Taron 1-16; Stewart, Terio 7-12; McDonald, Matt 7-5; TEAM 4-minus 14.

**PASSING: Murray St.**-Rice, Preston 13-28-2-132. **Bowling Green**- McDonald, Matt 22-28-1-221.

**RECEIVING: Murray St.**-Brooks, LaMartez 4-50; Honeycutt, Malik 2-36; McDowell, Cole 2-15; Saathoff, Jake 2-10; Bell, Jacob 1-16; Ruff, DJ 1-5; Witherspoon, Dam 1-0. **Bowling Green**- Osborne, Austin 6-69; Broden, Tyrone 6-52; Sims, Christian 4-50; Keith, Taron 2-15; Croom, Cavan 2-13; Patterson, Jai 1-13; Gazarek, Levi 1-9.

### GAME 4 • Bowling Green 14, Minnesota 10 Sept. 25 • Minneapolis, Minn.

#### Game Notes

- Bowling Green snapped Minnesota's 21-game winning streak against non-conference teams. It was the longest active streak in the nation heading into the game.
- BGSU is 2-2 all-time against Minnesota and 2-1 all-time on the road against the Gophers.
- BGSU is 9-20 all-time against current members of the Big Ten Conference. It is Bowling Green's first win over a member of the B1G since beating both Purdue and Maryland on the road in 2015.
- With 192 yards of total offense, it is the first time in records dating back to 2000 where Bowling Green won and did not surpass 200 yards of total offense.
- BGSU is one of three schools this season to win despite accumulating 200 yards of total offense (Rutgers at Syracuse, Iowa at Iowa State).
- BGSU is the first "Group of 5" team to win at a "Power 5 School" without amassing 200 yards of total offense since Western Michigan beat Virginia in Charlottesville in 2006.
- BGSU's touchdown in the second quarter snapped Minnesota's streak of 87:24 of game time without allowing points.
- RB Jaison Patterson made his first career start.
- BGSU's 77-yard punt in the second quarter is a Huntington Bank Stadium record.
- QB Matt McDonald rushed for two touchdowns, which is a career high.
- CB Devin Taylor notched his first interception of the season and 12th of his career late in the fourth quarter.
- S Jordan Anderson clinched the game with his second career INT, his first since the 2019 season.
- CB Davon Ferguson had a career-high two sacks. It was his first two career sacks.
- With four catches, Austin Osborne extended his active game streak with at least one reception to four games.
- With four catches, Tyrone Broden extended his active game with at least one reception to four games.
- P Matt Naranjo notched a career-high 77-yard punt in the second quarter.

#### Score by Quarters:

Bowling Green	0	7	7	0	—	14
Minnesota	3	0	7	0	—	10

#### Scoring Summary:

1st	06:23 MINN - Trickett, Matthe 36 yd field goal, 4-5 1:25, BGSU 0 - MINN 3
2nd	06:19 BGSU - McDonald, Matt 1 yd run ( Needham, Nate kick), 4-24 1:59, BGSU 7 - MINN 3
3rd	11:00 MINN - Kramer, Cole 19 yd run (Trickett, Matthe kick), 7-57 4:00, BGSU 7 - MINN 10
	00:31 BGSU - McDonald, Matt 3 yd run ( Needham, Nate kick), 8-65 4:00, BGSU 14 - MINN 10

#### Attendance—46,236

	BG	MIN		BG	MIN
FIRST DOWNS	12	12	Punts (Number-Avg)	8-44.1	5-38.6
RUSHES-YARDS (NET)	25-22	4-182	Fumbles-Lost	1-1	2-1
PASSING YDS (NET)	170	59	Penalties-Yards	4-30	7-71
Passes Att-Comp-Int	36-19-1	13-5-2	Possession Time	28:30	31:30
TOTAL OFFENSE PLAYS-YARDS	61-192	57-241	Third-Down Conversions	2 of 14	6 of 14
Fumble Returns-Yards	0-0	0-0	Fourth-Down Conversions	1 of 1	0 of 1
Punt Returns-Yards	1-7	3-27	Red-Zone Scores-Chances	2-3	2-2
Kickoff Returns-Yards	0-0	2-45	Sacks By: Number-Yards	4-37	4-32
Interception Returns-Yards	2-0	1-10			

**RUSHING: Bowling Green**- Patterson, Jaison 8-20; Embry, Jhaylin 5-11; Johnson, Jamal 1-2; Keith, Taron 1-minus 2; TEAM 1-minus 2; McDonald, Matt 9-minus 7. **Minnesota**-Potts, Trey 27-141; Kramer, Cole 2-22; Morgan, Tanner 10-10; Irving, Mar'Keis 4-8; Williams, Bryce 1-1.

**PASSING: Bowling Green**- McDonald, Matt 19-35-1-170; McKinstry, Jae 0-1-0-0. **Minnesota**-Morgan, Tanner 5-13-2-59.

**RECEIVING: Bowling Green**- Sims, Christian 6-51; Broden, Tyrone 4-44; Osborne, Austi 4-28; Keith, Taron 2-40; Patterson, Jai 2-2; Croom, Cavan 1-5. **Minnesota**-Spann-Ford, Brev 2-23; Jackson, Daniel 1-25; Autman-Bell, Chr 1-9; Potts, Trey 1-2.



# 2022 BGSU FOOTBALL

12 MAC CHAMPIONSHIPS | 13 BOWL GAME APPEARANCES

## GAME 5 • Kent State 27, Bowling Green 20 Oct. 2 • Kent, Ohio

### Game Notes

- Bowling Green scored on its opening drive of the first half and the second half. It is the second time this season the Falcons have scored on the opening drives of each half. Against Murray State they scored touchdowns on both opening drives of the half.
- PK Nate Needham connected on a career-long 52-yard field goal in the second quarter. It is tied for the third-longest in program history, a distance that has been reached five times now.
- Needham is one of three players currently in FBS with multiple 50+-yard field goals so far in 2021.
- RB Jaison Patterson had a career-long 21-yard rush in the first quarter.
- Taron Keith had a career-long 76-yard kick return to start off the third quarter.
- WR Tyrone Broden's 4-yard TD reception in the third quarter was his first career score.
- With six catches, WR Austin Osborne extended his streak with at least one catch to five games.
- With seven catches, TE Christian Sims extended his streak with at least one catch to four games.
- With five catches, WR Tyrone Broden extended his streak with at least one catch to five games.
- With four catches, RB Taron Keith extended his streak with at least one catch to five games.
- Matt McDonald passed for 263 yards. It is the third time this year and the fourth time in his career throwing for 200+ yards in a game.

### Score by Quarters:

Bowling Green	3	3	14	0	—	20
Kent State	10	3	7	7	—	27

### Scoring Summary:

- 1st 11:44 KSU - Cooper, Marquez 4 yd run (Glass, Andrew kick), 12-75 3:16, BGSU 0 - KSU 7  
05:44 BGSU - Needham, Nate 42 yd field goal, 11-38 5:56, BGSU 3 - KSU 7  
01:15 KSU - Glass, Andrew 32 yd field goal, 12-59 4:29, BGSU 3 - KSU 10
- 2nd 11:35 BGSU - Needham, Nate 52 yd field goal, 10-37 4:33, BGSU 6 - KSU 10  
08:33 KSU - Glass, Andrew 32 yd field goal, 11-40 2:56, BGSU 6 - KSU 13
- 3rd 12:48 BGSU - Broden, Tyrone 4 yd pass from (Needham, Nate kick), 5-15 1:59, BGSU 13 - KSU 13  
09:05 BGSU - Mosley, Nick 12 yd run (Needham, Nate kick), 7-66 2:03, BGSU 20 - KSU 13  
05:30 KSU - Cooper, Marquez 4 yd run (Glass, Andrew kick), 13-75 3:32, BGSU 20 - KSU 20
- 4th 06:03 KSU - Crum, Dustin 11 yd run (Glass, Andrew kick), 13-74 4:22, BGSU 20 - KSU 27

### Attendance—20,537

	BG	KS		BG	KS
FIRST DOWNS	18	25	Punts (Number-Avg)	2-40.5	5-36.8
RUSHES-YARDS (NET)	26-55	56-262	Fumbles-Lost	3-1	1-0
PASSING YDS (NET)	263	134	Penalties-Yards	7-55	9-90
Passes Att-Comp-Int	46-29-1	28-15-0	Possession Time	32:15	27:45
TOTAL OFFENSE PLAYS-YARDS	72-318	84-396	Third-Down Conversions	7 of 16	10 of 19
Fumble Returns-Yards	0-0	0-0	Fourth-Down Conversions	1 of 4	0 of 0
Punt Returns-Yards	1-0	2-1	Red-Zone Scores-Chances	3-4	5-6
Kickoff Returns-Yards	5-125	3-77	Sacks By: Number-Yards	0-0	5-43
Interception Returns-Yards	0-0	1-0			

**RUSHING: Bowling Green-** Patterson, Jai 12-60; Mosley, Nick 3-15; Keith, Taron 1-0; McDonald, Matt 10-minus 23; Zimmerly, Cade 0-3. **Kent St.-** Cooper, Marquez 31-120; Crum, Dustin 12-93; Williams, Xavier 11-49; Poke, Ja'Shaun 1-2; TEAM 1-minus 2.

**PASSING: Bowling Green-** McDonald, Matt 29-45-1-263; Naranjo, Matt 0-1-0-0. **Kent St.-** Crum, Dustin 15-28-0-134.

**RECEIVING: Bowling Green-** Sims, Christia 7-55; Osborne, Austi 6-52; Broden, Tyrone 5-75; Keith, Taron 4-35; Patterson, Jaison 3-18; Gazarek, Levi; Johnson, Jamal 1-6.  
3-22. **Kent St.-** Cephas, Dante 6-64; Abram, Keshunn 4-22; Johnson, Nykeim 3-21; Poke, Ja'Shaun 1-25; Hackett, Aaron 1-2.

## GAME 6 • Akron 35, Bowling Green 20 Oct. 10 • Bowling Green, Ohio

### Game Notes

- BGSU scored a touchdown on its opening drive of the game. It marks the third time the Falcons have scored on their opening drive of a game this season. It is also the second game in a row BGSU scored on its opening drive of a game.
- BGSU's defense allowed three yards of total offense in the first quarter and caused two turnovers.
- BGSU rushed for 107 yards, which is the 18th time in the Scot Loeffler era the Falcons have rushed for 100+ yards. It is the second time this season. BGSU is 1-1 when the Falcons rush for 100+ yards in 2021.
- BGSU blocked a field goal and a punt against the Zips. BGSU has blocked four kicks on the season.
- WR Tyrone Broden notched a career-high 111 receiving yards and two touchdowns. The two touchdowns were also a career high.
- The 111 receiving yards are the most by a Falcon since Scotty Miller had 115 against Buffalo in 2018.
- Broden is the first Falcon to notch two receiving touchdowns in a game since Quintin Morris in 2019 against Morgan State.
- Broden's 40-yard touchdown score in the first quarter was a career-long touchdown catch. It was his second career touchdown.
- With four catches, Broden extends his active streak with at least one catch to six games.
- QB Matt McDonald threw a career-high two touchdown passes. He also passed for 257 yards, which is the fourth time this season and the fifth time in his career he has surpassed 200 yards of passing.
- PK Nate Needham's field goal of 35 yards in the first quarter was just his second attempt under 30 yards this season. He later added a 26-yard field goal in the second quarter, which was his shortest attempt of the season.

### Score by Quarters:

Akron	0	7	21	7	—	35
Bowling Green	10	3	0	7	—	20

### Scoring Summary:

- 1st 11:53 BGSU - Broden, Tyrone 40 yd pass from (Needham, Nate kick), 8-75 3:07, ZIPS 0 - BGSU 7  
05:45 BGSU - Needham, Nate 35 yd field goal, 8-37 3:56, ZIPS 0 - BGSU 10
- 2nd 09:28 BGSU - Needham, Nate 26 yd field goal, 7-24 2:41, ZIPS 0 - BGSU 13  
06:07 ZIPS - Hester, Blake 1 yd run (Smigel, Cory kick), 8-70 3:21, ZIPS 7 - BGSU 13
- 3rd 12:48 ZIPS - Mumphfield, Konat 1 yd pass from (Smigel, Cory kick), 5-75 2:12, ZIPS 14 - BGSU 13  
08:47 ZIPS - Mumphfield, Konat 9 yd pass from (Smigel, Cory kick), 7-34 3:54, ZIPS 21 - BGSU 13  
02:20 ZIPS - Ognenovic, Nik 21 yd pass from (Smigel, Cory kick), 6-57 3:45, ZIPS 28 - BGSU 13
- 4th 08:55 ZIPS - Hester, Blake 37 yd run (Smigel, Cory kick), 10-91 5:57, ZIPS 35 - BGSU 13  
08:03 BGSU - Broden, Tyrone 10 yd pass from (Needham, Nate kick), 4-78 0:46, ZIPS 35 - BGSU 20

### Attendance—17,797

	AKR	BG		AKR	BG
FIRST DOWNS	18	18	Punts (Number-Avg)	4-31.5	2-35.5
RUSHES-YARDS (NET)	39-117	34-107	Fumbles-Lost	5-1	2-2
PASSING YDS (NET)	268	257	Penalties-Yards	2-10	4-30
Passes Att-Comp-Int	25-20-1	35-21-3	Possession Time	32:22	27:38
TOTAL OFFENSE PLAYS-YARDS	64-385	69-364	Third-Down Conversions	5 of 13	6 of 15
Fumble Returns-Yards	0-0	0-0	Fourth-Down Conversions	1 of 2	1 of 2
Punt Returns-Yards	2-1	4-59	Red-Zone Scores-Chances	3-4	3-5
Kickoff Returns-Yards	2-52	2-30	Sacks By: Number-Yards	4-24	4-27
Interception Returns-Yards	3-17	1-0			

**RUSHING: Akron-** Hester, Blake 20-120; Williams, Anthon 9-23; Gibson, Zach 3-8; TEAM 1-minus 17; Nelson, Kato 6-minus 17. **Bowling Green-** Patterson, Jai 15-79; Mosley, Nick 8-21; Johnson, Jamal 2-11; Embry, Jhaylin 2-10; TEAM 1-minus 1; McDonald, Matt 6-minus 13.

**PASSING: Akron-** Gibson, Zach 14-15-0-177; Nelson, Kato 6-10-1-91. **Bowling Green-** McDonald, Matt 21-35-3-257.

**RECEIVING: Akron-** Mumphfield, Konat 6-106; Mathison, Michae 3-10; Hester, Blake 3-5; Brank, Tristian 2-25; Qualls, Jr., Geo 1-47; Williams, Andre 1-26; Ognenovic, Nik 1-21; Williams, Anthon 1-9; Grimes, Jr., Ton 1-5. **Bowling Green-** Osborne, Austin 5-35; Keith, Taron 5-31; Broden, Tyrone 4-111; Sims, Christian 3-15; Croom, Cavin 2-43; Bench, Andrew 1-15; Patterson, Jaison 1-7.



## GAME 7 • NIU 34, Bowling Green 26 Oct. 16 • DeKalb, Ill.

### Game Notes

- BGSU is 3-7 all-time at Huskie Stadium.
- Bowling Green rushed for a season-high 161 yards.
- BGSU had at least three players (Davon Ferguson, Darren Anders, Brock Horne) with 10+ tackles in the same game for the first time since the 2019 Central Michigan game.
- CB Jalen Burton made his first career start.
- PK Nate Needham notched a career-high four field goals (23, 49, 42, 42). He is a perfect 13-for-13 on field-goal tries this season to date.
- DB Davon Ferguson tied his previous career high for tackles (11) in the first half. He finished with 17.
- TB Taron Keith rushed for a career-high 39 yards.
- TE Christian Sims notched his first career rush in the first quarter, resulting in a 4-yard touchdown. It was Sims' second career touchdown. He had one receiving touchdown in 2019.
- CB Jalen Burton forced his first career fumble in the first quarter. It led to the Falcons' first-quarter touchdown.
- With two receptions, WR Tyrone Broden extends his active streak with at least one catch to seven games.
- With a team-leading five receptions, WR Austin Osborne extends his active streak with at least one catch to seven games. He also caught his first career touchdown in the fourth quarter.
- QB Matt McDonald had a career-long 49-yard rush in the third quarter. He finished with a team- and career-high 75 rushing yards.
- Matt Naranjo averaged 42.5 yards on four punts. He put two of those four kicks inside the NIU 20-yard line. His first punt of the day pinned the Huskies at their own 12-yard line, and he also had a 51-yard punt that went out of bounds at the NIU 8-yard line.

### Score by Quarters:

Bowling Green	7	6	3	10	—	26
Northern Illinois	0	21	10	3	—	34

### Scoring Summary:

- 1st 04:59 BGSU - Sims, Christia 4 yd run (Needham, Nate kick), 6-36 3:03, BGSU 7 - HUSKIES 0
- 2nd 13:13 HUSKIES - Lombardi, Rocky 3 yd run (Richardson, John kick), 13-63 6:41, BGSU 7 - HUSKIES 7
- 08:56 HUSKIES - Blakemore, Mason 17 yd run (Richardson, John kick), 6-73 2:45, BGSU 7 - HUSKIES 14
- 01:50 BGSU - Needham, Nate 23 yd field goal, 8-65 3:04, BGSU 10 - HUSKIES 14
- 01:37 HUSKIES - Rudolph, Trayvon 100 yd kickoff return (Richardson, John kick), BGSU 10 - HUSKIES 21
- 00:07 BGSU - Needham, Nate 49 yd field goal, 10-28 1:23, BGSU 13 - HUSKIES 21
- 07:39 HUSKIES - Richardson, John 23 yd field goal, 14-60 7:21, BGSU 13 - HUSKIES 24
- 05:09 BGSU - Needham, Nate 42 yd field goal, 6-51 2:30, BGSU 16 - HUSKIES 24
- 03:16 HUSKIES - Rudolph, Trayvon 20 yd pass from (Richardson, John kick), 5-63 1:53, BGSU 16 - HUSKIES 31
- 07:39 HUSKIES - Richardson, John 29 yd field goal, 7-35 2:36, BGSU 16 - HUSKIES 34
- 13:02 BGSU - Needham, Nate 42 yd field goal, 5-52 1:38, BGSU 19 - HUSKIES 34
- 06:25 BGSU - Osborne, Austi 36 yd pass from (Needham, Nate kick), 8-62 2:59, BGSU 26 - HUSKIES 34

### Attendance—7,854

	BG	NIU		BG	NIU
FIRST DOWNS	17	23	Punts (Number-Avg)	4-42.5	3-44.3
RUSHES-YARDS (NET)	28-161	59-319	Fumbles-Lost	2-1	1-1
PASSING YDS (NET)	235	38	Penalties-Yards	7-55	4-30
Passes Att-Comp-Int.	41-16-0	8-4-0	Possession Time	25:19	34:41
TOTAL OFFENSE PLAYS-YARDS	69-396	67-357	Third-Down Conversions	5 of 16	3 of 11
Fumble Returns-Yards	0-0	0-0	Fourth-Down Conversions	1 of 2	2 of 3
Punt Returns-Yards	1-6	1-6	Red-Zone Scores-Chances	2-2	5-5
Kickoff Returns-Yards	5-55	4-171	Sacks By: Number-Yards	0-0	1-7
Interception Returns-Yards	0-0	0-0			

**RUSHING: Bowling Green-** McDonald, Matt 6-75; Keith, Taron 11-39; Johnson, Jamal 4-16; Stewart, Terio 3-14; Embry, Jhaylin 1-9; Patterson, Jai 1-9; Sims, Christia 1-4; TEAM 1-minus 5. **Northern Ill.-** Ducker, Jay 33-210; Blakemore, Mason 4-44; Ratkovich, Clint 9-35; Richie, Tyrice 1-16; Brown, Antonio 4-11; Rudolph, Trayvon 1-5; TEAM 1-minus 1; Lombardi, Rocky 6-minus 1.

**PASSING: Bowling Green-** McDonald, Matt 16-41-0-235. **Northern Ill.-** Lombardi, Rocky 4-8-0-38.

**RECEIVING: Bowling Green-** Osborne, Austi 5-63; Embry, Jhaylin 3-64; Broden, Tyrone 2-53; Gazarek, Levi 2-21; Keith, Taron 2-7; Croom, Cavin 1-18; Patterson, Jai 1-9. **Northern Ill.-** Richie, Tyrice 2-12; Rudolph, Trayvon 1-20; Toure, Mohamed 1-6.

## GAME 8 • Eastern Michigan 55, Bowling Green 24 Oct. 23 • Bowling Green, Ohio

### Game Notes

- BGSU won the toss for the fourth time this season and the first time since the Kent State game (Oct. 2).
- Ten different Falcons caught at least one pass, which was a season high.
- BGSU rushed for a season-high three touchdowns.
- BGSU rushed for 100+ yards for the third game in a row and for the 19th time in the Scot Loeffler era.
- Alex Padgett started his first collegiate game at left guard.
- Terion Stewart rushed for his first touchdown of the season in the second quarter. He is the fifth-different Falcon to rush for a touchdown in 2021.
- With 223 passing yards, QB Matt McDonald threw for 200+ yards in a game for the sixth time this season and the seventh time in his career.
- TE Bryce Boyer caught his first career reception for 21 yards.
- With a 25-yard field goal to start the game, PK Nate Needham extended his streak to 14-straight makes, which is No. 6 in the nation entering the weekend.
- With three receptions, WR Tyrone Broden extends his active streak with a catch to eight games.
- With five receptions, WR Austin Osborne extends his active streak with a catch to eight games.
- With two receptions, TB Taron Keith extends his active streak with a catch to eight games.

### Score by Quarters:

Eastern Michigan	0	24	21	10	—	55
Bowling Green	3	7	7	7	—	24

### Scoring Summary:

- 1st 07:08 BGSU - Needham, Nate 25 yd field goal, 13-68 5:44, EAGLES 0 - BGSU 3
- 2nd 14:16 EAGLES - Cannon, Bryson 31 yd pass from (Ryland, Chad kick), 6-80 2:04, EAGLES 7 - BGSU 3
- 09:33 BGSU - Stewart, Terio 5 yd run (Needham, Nate kick), 1-10 0:22, EAGLES 7 - BGSU 10
- 06:07 EAGLES - Bryant, Ben 1 yd run (Ryland, Chad kick), 8-61 3:19, EAGLES 14 - BGSU 10
- 03:36 EAGLES - Carter, David 42 yd PUNT: PUNT: (Ryland, Chad kick), 5-29 2:32, EAGLES 21 - BGSU 10
- 00:00 EAGLES - Ryland, Chad 40 yd field goal, 8-38 2:06, EAGLES 24 - BGSU 10
- 3rd 12:43 EAGLES - Oakes, Gunnar 37 yd pass from (Ryland, Chad kick), 3-53 1:13, EAGLES 31 - BGSU 10
- 05:02 BGSU - Patterson, Jai 1 yd run (Needham, Nate kick), 6-69 2:51, EAGLES 31 - BGSU 17
- 02:05 EAGLES - Boone, Darius 5 yd run (Ryland, Chad kick), 8-77 2:50, EAGLES 38 - BGSU 17
- 01:54 EAGLES - Drummond, Dylan 16 yd pass from (Ryland, Chad kick), 1-16 0:06, EAGLES 45 - BGSU 17
- 4th 08:57 EAGLES - Ryland, Chad 47 yd field goal, 11-51 5:45, EAGLES 48 - BGSU 17
- 04:13 EAGLES - Odukoya, Thomas 5 yd pass from (Ryland, Chad kick), 8-45 3:53, EAGLES 55 - BGSU 17
- 00:58 BGSU - Mosley, Nick 9 yd run (Needham, Nate kick), 9-81 3:09, EAGLES 55 - BGSU 24

### Attendance—10,875

	EMU	BG		EMU	BG
FIRST DOWNS	24	19	Punts (Number-Avg)	2-40.0	7-34.0
RUSHES-YARDS (NET)	39-130	27-130	Fumbles-Lost	1-1	1-1
PASSING YDS (NET)	325	244	Penalties-Yards	3-25	8-49
Passes Att-Comp-Int	2-25-0	39-21-1	Possession Time	31:29	28:31
TOTAL OFFENSE PLAYS-YARDS	71-455	66-374	Third-Down Conversions	7 of 12	6 of 14
Fumble Returns-Yards	0-0	0-0	Fourth-Down Conversions	1 of 2	0 of 0
Punt Returns-Yards	0-78	0-0	Red-Zone Scores-Chances	5-5	4-4
Kickoff Returns-Yards	4-79	4-64	Sacks By: Number-Yards	1-0	1-0
Interception Returns-Yards	1-0	0-0			

**RUSHING: Eastern Mich.-** Evans, Samson 8-42; Boone, Darius 7-37; Hamilton, Jawon 9-28; Moss, Bryson 7-15; Bryant, Ben 6-11; TEAM 2-minus 3. **Bowling Green-** Stewart, Terio 8-57; Mosley, Nick 7-43; McDonald, Matt 3-11; Patterson, Jai 4-9; Johnson, Jamal 1-7; Keith, Taron 3-3; Embry, Jhaylin 1-0.

**PASSING: Eastern Mich.-** Bryant, Ben 20-26-0-286; Hutchinson, Pres 3-4-0-21; Evans, Samson 2-2-0-18. **Bowling Green-** McDonald, Matt 20-35-1-223; Melton, Tucker 1-4-0-21.

**RECEIVING: Eastern Mich.-** Drummond, Dylan 6-63; Beydoun, Hassan 5-40; Oakes, Gunnar 4-79; Odukoya, Thomas 4-37; Cannon, Bryson 2-56; Westmoreland, Za 2-34; Summers, Dylan 2-16. **Bowling Green-** Osborne, Austin 5-42; Johnson, Jamal 3-31; Patterson, Jaison 3-27; Broden, Tyrone 3-22; Keith, Taron 2-18; Embry, Jhaylin 1-44; Boyer, Bryce 1-21; Sims, Christia 1-17; Gazarek, Levi 1-13; Croom, Cavin 1-9.





# 2022 BGSU FOOTBALL

12 MAC CHAMPIONSHIPS | 13 BOWL GAME APPEARANCES

## GAME 9 • Bowling Green 56, Buffalo 44 Oct. 30 • Buffalo, N.Y.

### Game Notes

- Bowling Green scored 50+ points for the first time since the 2015 game against Ohio.
- Since 2000, Bowling Green is just the second FBS team to score 50+ points on 11 or fewer first downs. BGSU managed 56 points on 11 first downs against Buffalo. The only other team to do so during that span was Old Dominion in 2016 in a 51-35 victory over Southern Miss with 10 first downs.
- The win snaps a four-game losing streak to Buffalo and is BGSU's first at UB Stadium since 2015.
- BGSU rushed for 221 yards and averaged 8.2 yards per carry. Since 2000, it is just the fourth time the Falcons have averaged 8.0+ yards per carry and rushed for 200+ yards. The 2015 Ball State game is the last time it happened. BGSU is 3-1 since 2000 when those numbers are met.
- BGSU had two receivers (Christian Sims, Tyrone Broden) with 100+ receiving yards in a game for the first time since the Ohio game on Nov. 2, 2015.
- Bowling Green scored 28 points in the first half, which is the most scored in the first half of a game by the Falcons since tallying 30 in the 2019 opener against Morgan State.
- BGSU's 56 points are the most in a game this season and the most since scoring 35 against Akron in 2019.
- BGSU's 18-point lead is the largest halftime lead against an FBS opponent since it led 21-0 vs. NIU in the 2015 MAC Championship game.
- BGSU's 81-yard touchdown pass to open the game was the longest play from scrimmage this season.

### Score by Quarters:

Bowling Green	14	14	0	28	—	56
Buffalo	0	10	13	21	—	44

### Scoring Summary:

- 1st 13:26 BGSU - Sims, Christia 81 yd pass from ( Needham, Nate kick), 3-75 1:34, BGSU 7 - BULLS 0  
03:31 BGSU - Embry, Jhaylin 1 yd run ( Needham, Nate kick), 11-87 6:14, BGSU 14 - BULLS 0  
2nd 1:36 BULLS - McNulty, Alex 50 yd field goal, 14-58 6:46, BGSU 14 - BULLS 3  
07:12 BGSU - Sims, Christia 6 yd pass from ( Needham, Nate kick), 3-3 1:14, BGSU 21 - BULLS 3  
02:52 BULLS - Washington, Mike 14 yd run (McNulty, Alex kick), 10-75 4:20, BGSU 21 - BULLS 10  
02:07 BGSU - Broden, Tyrone 64 yd pass from ( Needham, Nate kick), 2-85 0:29, BGSU 28 - BULLS 10  
3rd 07:35 BULLS - McDuffie, Dylan 2 yd run (McNulty, Alex kick), 16-72 7:20, BGSU 28 - BULLS 17  
03:09 BULLS - Myers, Matt 3 yd run (Myers, Matt kick failed), 8-74 2:52, BGSU 28 - BULLS 23  
4th 13:58 BGSU - Broden, Tyrone 10 yd run (McNulty, Alex kick), 10-77 2:42, BGSU 42 - BULLS 23  
10:03 BULLS - McDuffie, Dylan 13 yd run (McNulty, Alex kick), 9-76 3:49, BGSU 35 - BULLS 30  
09:44 BGSU - Stewart, Terio 77 yd run ( Needham, Nate kick), 1-77 0:13, BGSU 42 - BULLS 30  
06:54 BULLS - Myers, Matt 10 yd run (McNulty, Alex kick), 10-77 2:42, BGSU 42 - BULLS 37  
02:12 BGSU - Stewart, Terio 20 yd run ( Needham, Nate kick), 2-13 0:12, BGSU 49 - BULLS 37  
00:57 BULLS - Johnson, Dominic 4 yd pass from (McNulty, Alex kick), 5-83 1:10, BGSU 49 - BULLS 44  
00:42 BGSU - McDonald, Matt 47 yd run ( Needham, Nate kick), 2-43 0:15, BGSU 56 - BULLS 44

### Attendance—13,163

	BG	UB		BG	UB
FIRST DOWNS	11	36	Punts (Number-Avg)	6-35.8	3-43.3
RUSHES-YARDS (NET)	27-221	64-222	Fumbles-Lost	0-0	0-0
PASSING YDS (NET)	263	277	Penalties-Yards	15-177	5-54
Passes Att-Comp-Int	19-13-0	35-17-2	Possession Time	21:46	38:14
TOTAL OFFENSE PLAYS-YARDS	46-484	99-499	Third-Down Conversions	4 of 11	8 of 19
Fumble Returns-Yards	0-0	0-0	Fourth-Down Conversions	1 of 1	2 of 3
Punt Returns-Yards	0-0	0-18	Red-Zone Scores-Chances	3-3	6-7
Kickoff Returns-Yards	4-91	7-120	Sacks By: Number-Yards	6-0	3-0
Interception Returns-Yards	2-60	0-0			

**RUSHING: Bowling Green**-Stewart, Terion 11-170; McDonald, Matt 5-39; Patterson, Jai 2-15; Naranjo, Matt 1-8; Mosley, Nick 2-1; TEAM 1-minus 4; Embry, Jhaylin 2-minus 4; Keith, Taron 3-minus 4. **Buffalo**-McDuffie, Dylan 34-166; Cook, Ron 12-33; Washington, Mike 1-14; Gassett, Jamari 1-8; Myers, Matt 12-3; Vantrease, Kyle 4-minus 2.

**PASSING: Bowling Green**- McDonald, Matt 13-19-0-263. Buffalo-Myers, Matt 12-24-1-239; Vantrease, Kyle 5-10-1-38; TEAM 0-1-0-0.

**RECEIVING: Bowling Green**- Sims, Christia 5-103; Broden, Tyrone 4-110; Osborne, Austi 2-20; Embry, Jhaylin 1-22; Keith, Taron 1-8. **Buffalo**-Williams, Quian 5-87; Johnson, Dominic 4-96; Stephens, Tyler 4-36; Gassett, Jamari 2-39; Cook, Ron 1-21; McDuffie, Dylan 1-minus 2.

## GAME 10 • Toledo 49, Bowling Green 17 Nov. 10 • Bowling Green, Ohio

### Game Notes

- PK Nate Needham connected on a 47-yard field goal in the second quarter. He became 10-of-10 from 40+ on the season which is the most made field goals in the nation.
- Needham is 15-of-15 on the season. He entered the game one of six players in the nation that was perfect.
- Needham has made 15-straight field goals. His streak is the third-longest active streak in the nation.
- With 12 catches, ILB Darren Anders has recorded 10+ tackles in his fifth-straight game.
- With a rushing touchdown, Terion Stewart has at least one rushing score in three-straight games.
- TB Nick Mosley had a career-high 53 rushing yards.
- With six catches, WR Austin Osborne extends his active streak with at least one catch to 10 games.
- With one catch, TB Taron Keith extends his active streak with at least one catch to 10 games.
- WR Tyrone Broden had his nine-game reception streak snapped. He was targeted three times.

### Score by Quarters:

Toledo	14	21	7	7	—	49
Bowling Green	7	3	0	7	—	17

### Scoring Summary:

- 1st 10:57 UT - Koback, Bryant 50 yd run (Cluckey, Thomas kick), 5-75 2:15, UT 7 - BGSU 0  
06:51 UT - Koback, Bryant 10 yd run (Cluckey, Thomas kick), 5-62 1:50, UT 14 - BGSU 0  
02:24 BGSU - Stewart, Terio 8 yd run ( Needham, Nate kick), 3-39 1:39, UT 14 - BGSU 7  
2nd 10:56 BGSU - Needham, Nate 47 yd field goal, 9-25 4:13, UT 14 - BGSU 10  
03:34 UT - Finn, Dequan 13 yd run (Cluckey, Thomas kick), 3-54 0:56, UT 21 - BGSU 10  
02:23 UT - McKinley-Lewis, 59 yd pass from (Cluckey, Thomas kick), 1-59 0:09, UT 28 - BGSU 10  
01:15 UT - Landers, Matt 6 yd pass from (Cluckey, Thomas kick), 4-65 0:37, UT 35 - BGSU 10  
3rd 09:27 UT - Turner, Jamal 4 yd pass from (Cluckey, Thomas kick), 11-75 5:26, UT 42 - BGSU 10  
4th 14:27 UT - Finn, Dequan 9 yd run (Cluckey, Thomas kick), 11-72 3:43, UT 49 - BGSU 10  
09:56 BGSU - Johnson, Jamal 2 yd pass from ( Needham, Nate kick), 11-75 4:31, UT 49 - BGSU 17

### Attendance—18,349

	UT	BG		UT	BG
FIRST DOWNS	25	17	Punts (Number-Avg)	4-34.8	8-41.0
RUSHES-YARDS (NET)	42-269	40-129	Fumbles-Lost	0-0	1-0
PASSING YDS (NET)	270	67	Penalties-Yards	8-99	6-63
Passes Att-Comp-Int	25-18-0	25-12-1	Possession Time	28:25	31:35
TOTAL OFFENSE PLAYS-YARDS	67-539	65-196	Third-Down Conversions	5 of 11	7 of 17
Fumble Returns-Yards	0-0	0-0	Fourth-Down Conversions	1 of 2	0 of 0
Punt Returns-Yards	0-1	0-5	Red-Zone Scores-Chances	5-5	3-4
Kickoff Returns-Yards	3-65	4-90	Sacks By: Number-Yards	5-0	0-0
Interception Returns-Yards	1-0	0-0			

**RUSHING: Toledo**-Koback, Bryant 19-121; Kelly, Micah 10-80; Stuart, Jacques 7-46; Finn, Dequan 4-30; Bradley, Carter 1-0; TEAM 1-minus 8. **Bowling Green**-Mosley, Nick 10-53; Stewart, Terio 13-42; Patterson, Jaison 4-39; Johnson, Jamal 3-14; McDonald, Matt 10-minus 19.

**PASSING: Toledo**-Finn, Dequan 18-24-0-270; Bradley, Carter 0-1-0-0. **Bowling Green**- McDonald, Matt 11-20-0-65; Melton, Tucker 1-5-1-2.

**RECEIVING: Toledo**-McKinley-Lewis, 3-83; Landers, Matt 3-57; Winstead, Isaiah 3-48; Koback, Bryant 3-25; Maddox, Devin 2-24; Stuart, Jacques 2-20; Blankumsee, DeMe 1-9; Turner, Jamal 1-4. **Bowling Green**- Osborne, Austi 6-50; Johnson, Jamal 3-9; Keith, Taron 1-6; Little, Griffi 1-2; Patterson, Jaison 1-0.

# 2022 BGSU FOOTBALL

## 12 MAC CHAMPIONSHIPS | 13 BOWL GAME APPEARANCES



### GAME 11 • Miami (OH) 34, Bowling Green 7 Nov. 16 • Oxford, Ohio

#### Game Notes

- DE Demetrius Hardamon and CB Deshawn Jones Jr. each made the first start of their respective BGSU careers.
- RB Nick Mosley carried the ball 14 times for a game-high 90 yards, setting new career standards in both categories for the second-straight game. Mosley rushed 10 times for 53 yards six days ago vs. Toledo.
- RB Terion Stewart ran for 71 yards and a touchdown on Tuesday night. Stewart has rushed for at least one score in four-straight games.
- S Sy Dabney collected his first career sack in the third quarter. He led the Falcons with 10 total tackles on the evening, tying his career high.
- DL Billie Roberts finished with a career-high 2.0 tackles for loss.
- CB Deshawn Jones Jr. collected his first career interception in the second quarter.
- DE Demetrius Hardamon had four total tackles, including a career-high two tackles for loss. He also had two quarterback hurries and blocked an extra point.
- With a pair of catches on Tuesday night, WR Austin Osborne has a reception in 11-straight games.

#### Score by Quarters:

Bowling Green	7	0	0	0	—	7
Miami (OH)	6	14	14	0	—	34

#### Scoring Summary:

- 1st 08:42 BGSU - Stewart, Terio 62 yd run (Needham, Nate kick), 1-62 0:13, BGSU 7 - MU 0  
04:29 MU - Davis, Kevin 3 yd run (Nicholson, Graha kick failed), 2-3 0:49, BGSU 7 - MU 6
- 2nd 11:31 MU - Hippenhammer, Ma 63 yd pass from, 1-63 0:10, BGSU 7 - MU 12  
01:26 MU - Shelton, Tyre 1 yd run (Nicholson, Graha kick), 6-35 2:55, BGSU 7 - MU 19  
14:43 MU - Sorenson, Jack 83 yd pass from (Nicholson, Graha kick), 1-83 0:12, BGSU 7 - MU 26
- 3rd 04:29 MU - Shelton, Tyre 15 yd run (Nicholson, Graha kick), 2-24 0:48, BGSU 7 - MU 33

#### Attendance — 10,269

	BG	MU		BG	MU
<b>FIRST DOWNS</b>	12	11	<b>Punts (Number-Avg)</b>	10-35.9	7-39.6
<b>RUSHES-YARDS (NET)</b>	35-150	37-119	<b>Fumbles-Lost</b>	1-1	0-0
<b>PASSING YDS (NET)</b>	108	227	<b>Penalties-Yards</b>	8-50	3-30
<b>Passes Att-Comp-Int</b>	30-13-0	20-10-1	<b>Possession Time</b>	30:44	29:16
<b>TOTAL OFFENSE PLAYS-YARDS</b>	65-258	57-346	<b>Third-Down Conversions</b>	5 of 18	2 of 12
<b>Fumble Returns-Yards</b>	0-0	0-0	<b>Fourth-Down Conversions</b>	0 of 2	0 of 2
<b>Punt Returns-Yards</b>	4-40	4-54	<b>Red-Zone Scores-Chances</b>	0-0	3-3
<b>Kickoff Returns-Yards</b>	5-98	2-24	<b>Sacks By: Number-Yards</b>	3-10	8-51
<b>Interception Returns-Yards</b>	1-6	0-0			

**RUSHING: Bowling Green-** Mosley, Nick 15-94; Stewart, Terio 7-71; Johnson, Jamal 1-17; Keith, Taron 3-6; McDonald, Matt 9-minus 38.  
**Miami (OH)-** Shelton, Tyre 9-56; Mozee, Keyon 11-34; Davis, Kevin 6-17; Tracy, Kenny 3-15; Smith, Aveon 1-3; Afari, David 2-0; Gabbert, Brett 5-minus 6.

**PASSING: Bowling Green-** McDonald, Matt 13-28-0-108; Keith, Taron 0-1-0-0; Melton, Tucker 0-1-0-0. **Miami (OH)-** Gabbert, Brett 10-20-1-227.

**RECEIVING: Bowling Green-** Broden, Tyrone 5-53; Sims, Christia 3-21; Osborne, Austi 2-24; Keith, Taron 1-6; Mosley, Nick 1-4; Johnson, Jamal 1-0. **Miami (OH)-** Sorenson, Jack 4-111; Walker, Jalen 2-24; Hippenhammer, Ma 1-63; Coldiron, Jack 1-25; Tracy, Kenny 1-3; Davis, Kevin 1-1.

### GAME 12 • Bowling Green 21, Ohio 10 Nov. 26 • Bowling Green, Ohio

#### Game Notes

- Bowling Green yielded 223 yards of total offense to Ohio. It was the fewest yards the Falcons allowed against an FBS team in 2021.
- Bowling Green shut out Ohio in the third quarter. This year BG yielded an average 10.1 yards per third quarter entering the day.
- Bowling Green forced at least one turnover in the ninth game of the season.
- CB Deshawn Jones Jr. is the first Falcon since Jamari Bozeman (2016 vs. Akron) to notch two interceptions in a game.
- PK Nate Needham's streak of consecutive made field goals was snapped at 16 after he missed a 43-yard field goal in the second quarter. Needham finished the game 4-of-5, including makes of 40 yards and 39 yards in the fourth quarter.
- QB Matt McDonald threw for 255 yards, which marks the eighth time this season and ninth time in his career he has surpassed 200 passing yards.
- WR Cavin Croom finished the game with a career-high 67 receiving yards and a career high with six receptions.
- With eight catches, WR Austin Osborne extended his active streak with a reception to 12 games.

#### Score by Quarters:

Ohio	0	10	0	0	—	10
Bowling Green	3	7	3	8	—	21

#### Scoring Summary:

- 1st 08:14 BGSU - Needham, Nate 23 yd field goal 14-70 yards 06:46 OU 0 - BGSU 3  
14:17 OU - Rogers, Armani 1 yd run (Johnson, Stephen kick), 9-86 05:19 OU 7 - BGSU 3
- 2nd 08:47 OU - Johnson, Stephen 22 yd field goal 7-30 yards 03:20 OU 10 - BGSU 3  
04:48 BGSU - Osborne, Austin 14 yd pass from McDonald (Needham kick) 9-70 03:55 OU 10-BGSU 10
- 3rd 04:06 BGSU - Needham, Nate 43 yd field goal 4-3 yards 01:45 OU 10-BGSU 13  
12:55 BGSU - 0 yd safety OU 10-BGSU 15
- 4th 07:03 BGSU - Needham, Nate 40 yd field goal 12-51 05:45 OU 10-BGSU 18  
01:19 BGSU - Needham, Nate 39 yd field goal 7-7 02:28 OU 10-BGSU 21

#### Attendance — 9,339

	OU	BG		OU	BG
<b>FIRST DOWNS</b>	10	21	<b>Punts (Number-Avg)</b>	4-46.8	3-3.0
<b>RUSHES-YARDS (NET)</b>	28-120	43-94	<b>Fumbles-Lost</b>	3-0	0-0
<b>PASSING YDS (NET)</b>	103	255	<b>Penalties-Yards</b>	4-31	4-30
<b>Passes Att-Comp-Int</b>	24-12-3	37-24-0	<b>Possession Time</b>	23:00	37:00
<b>TOTAL OFFENSE PLAYS-YARDS</b>	52-223	80-349	<b>Third-Down Conversions</b>	2 of 11	8 of 19
<b>Fumble Returns-Yards</b>	0-0	0-0	<b>Fourth-Down Conversions</b>	1 of 3	1 of 3
<b>Punt Returns-Yards</b>	1-6	3-27	<b>Red-Zone Scores-Chances</b>	2-2	3-4
<b>Kickoff Returns-Yards</b>	4-54	3-40	<b>Sacks By: Number-Yards</b>	1-8	2-15
<b>Interception Returns-Yards</b>	0-0	3-51			

**RUSHING: Ohio-** Kurtis Rourke 9-75, De'Montre Tuggle 9-41, Jake Neatherton 2-14, O'Shaan Allison 2-2, Isiah Cox 1-minus 1, TEAM 1-minus 1, Armani Rogers 3-minus 4, Jonah Wieland 1-minus 6. **Bowling Green-** Nick Mosley 15-35, Taron Keith 10-34, Terion Stewart 9-17, Matt McDonald 5-10, Jamal Johnson 3-2, TEAM 1-minus 4.

**PASSING: Ohio-** Kurtis Rourke 12-24-3-103. **Bowling Green-** McDonald, Matt 24-37-0-255.

**RECEIVING: Ohio-** Ryan Luehrman 4-42, Miles Cross 2-31, De'Montre Tuggle 2-11, Isiah Cox 2-6, Cameron Odom 1-7, Alec Burton 1-6. **Bowling Green-** Austin Osborne 8-79, Cavin Croom 6-67, Christian Sims 4-30, Taron Keith 3-23, Jamal Johnson 2-29, Jhaylin Embry 1-27.





# 2022 BGSU FOOTBALL

12 MAC CHAMPIONSHIPS | 13 BOWL GAME APPEARANCES

## OPPONENT INFORMATION • ALL-TIME

OPPONENTS



### All-Time Series Records

Opponent	W-L-T	1st Mtg.	Opponent	W-L-T	1st Mtg.	Opponent	W-L-T	1st Mtg.	Opponent	W-L-T	1st Mtg.
Adrian	0-1-0	1922	Florida International	1-0-0	2006	Mount Union	3-3-0	1931	Syracuse	2-0-0	1973
<b>Akron</b>	<b>18-10-0</b>	<b>1941</b>	Fresno State	2-3-0	1961	Murray State	2-0-0	2013	Tampa	0-2-0	1966
Albion	1-0-0	1930	Georgia Southern	0-1-0	2015	Navy	2-1-0	1991	Temple	8-4-0	1953
Alabama	0-1-0	1996	Georgia Tech	0-1-0	2018	Nevada	1-0-0	1992	(UT) Chattanooga	0-2-0	1976
Alma	3-0-0	1943	Grand Valley	2-0-0	1977	North Carolina	0-1-0	1982	Tennessee	0-2-0	2015
Arizona	0-1-0	1987	Hawaii	0-1-0	1977	North Carolina State	0-1-0	1994	Tennessee Tech	2-0-0	1999
Arkansas State	1-0-0	1974	Heidelberg	2-3-1	1920	North Dakota	1-0-0	2016	Texas-Arlington	1-1-0	1971
Ashland	5-1-0	1921	Hiram	4-1-2	1932	North Texas State	1-0-0	1964	Texas Christian (TCU)	0-1-0	1988
Baldwin-Wallace	8-10-3	1923	Hope	1-0-0	1930	Northern Illinois	12-11-0	1967	Texas Western (UTEP)	1-0-0	1960
Ball State	21-9-1	1942	Huntington	1-0-0	1922	Northern Iowa	1-0-0	1947	<b>Toledo</b>	<b>40-42-4</b>	<b>1919</b>
Baylor	0-1-0	1981	Idaho	2-1-0	2009	Northwestern	2-1-0	2001	Troy	1-1-0	2009
Bluffton	9-2-1	1923	Indiana	1-1-0	2013	Notre Dame	0-1-0	2019	Tulsa	1-3-0	1989
Boise State	0-3-0	2005	Iowa State	0-2-0	1977	Oberlin	1-1-0	1945	<b>UCLA</b>	<b>First Meeting</b>	
Boston College	0-1-0	2007	John Carroll	1-2-1	1938	Ohio Northern	3-5-3	1922	Utah State	0-2-0	1969
Bradley	4-0-0	1950	Kansas	1-0-0	2002	Ohio State	0-5-0	1992	Villanova	0-1-0	1978
Brigham Young	1-1-0	1975	Kansas State	0-2-0	1997	<b>Ohio</b>	<b>41-30-2</b>	<b>1945</b>	VMI	1-0-0	2014
<b>Buffalo</b>	<b>12-7-0</b>	<b>2001</b>	<b>Kent State</b>	<b>60-23-6</b>	<b>1920</b>	Ohio Wesleyan	5-2-0	1942	Virginia Tech	0-3-0	1990
Cal Poly (SLO)	1-0-0	1960	Kentucky	1-2-0	1979	Oklahoma	0-1-0	2004	Washington	0-1-0	1986
Cal State Los Angeles	2-0-0	1965	Liberty	1-0-0	2003	Oklahoma State	0-1-0	1984	Wayne State	8-1-1	1926
Canisius	1-0-0	1946	Long Beach State	0-3-0	1977	Oregon	0-1-0	2018	Waynesburg	0-1-0	1954
Capital	2-4-5	1924	Louisiana Tech	0-3-0	1995	Otterbein	2-0-2	1925	Western Kentucky	1-1-0	2007
Case Tech	2-0-0	1944	Marietta	0-1-0	1935	Penn State	0-2-0	1987	<b>Western Michigan</b>	<b>32-20-3</b>	<b>1954</b>
Cedarville	2-0-0	1924	<b>Marshall</b>	<b>21-8-0</b>	<b>1954</b>	Pittsburgh	1-3-0	1999	Western Reserve	0-1-1	1931
Central Florida	1-2-0	1996	Maryland	1-1-0	2015	Purdue	3-0-0	1972	West Texas State	1-4-0	1961
<b>Central Michigan</b>	<b>23-19-0</b>	<b>1924</b>	Massachusetts	4-0-0	2012	Rhode Island	1-0-0	2012	West Virginia	0-3-0	1988
Cincinnati	4-0-0	1990	Memphis	1-2-0	2004	Richmond	1-1-0	1980	Wichita State	1-0-0	1958
Dayton	16-3-1	1926	<b>Miami (Ohio)</b>	<b>24-46-5</b>	<b>1941</b>	Rider	1-0-1	1949	William & Mary	0-1-0	1947
Defiance	10-5-1	1919	Michigan	0-2-0	2000	San Diego State	0-2-1	1972	Wisconsin	0-3-0	1992
Delaware	2-0-0	1957	Michigan State	0-3-0	1981	San Jose State	0-1-0	2012	Wittenberg	5-2-0	1936
Detroit	1-0-0	1963	Middle Tennessee	0-2-0	2016	South Alabama	1-1-0	2014	Wooster	1-0-1	1940
Drake	1-0-0	1956	Minnesota	2-2-0	1986	South Dakota	0-1-0	2017	Wyoming	1-1-0	2008
East Carolina	2-2-0	1971	<b>Mississippi State</b>	<b>0-1-0</b>	<b>2013</b>	South Florida (USF)	0-1-0	2002	Xavier	6-2-0	1943
<b>Eastern Kentucky</b>	<b>2-3-0</b>	<b>1940</b>	Missouri	3-2-0	1995	Southeast Missouri	1-0-0	2004	Youngstown State	4-2-0	1950
Eastern Michigan	25-14-1	1919	Morgan State	2-0-0	2011	Southern Illinois	8-0-0	1959	Others (Non-college)	5-2-0	
Findlay	10-2-5	1920	Morningside	1-0-0	1948	Southern Mississippi	3-1-0	1974			
Florida	0-1-0	2012	Morris Harvey	1-1-0	1948	St. Bonaventure	0-2-0	1946			

2022 opponents in bold



# OPPONENT INFORMATION • ALL-TIME

## **UCLA**

(FIRST MEETING)

## **Eastern Kentucky**

(EKU LEADS, 3-2-0)

1940.....	EKU	48	BG	0
1949.....	EKU	21	BG	13
1950.....	EKU	34	BG	7
2003.....	BG	63	EKU	13
2018.....	BG	42	EKU	35

## **Marshall**

(BG LEADS, 21-8-0)

1954.....	MU	26	BG	19
1955.....	BG	27	MU	26
1956.....	MU	12	BG	34
1957.....	BG	14	MU	7
1958.....	MU	7	BG	21
1959.....	BG	51	MU	7
1960.....	MU	7	BG	14
1961.....	BG	40	MU	10
1962.....	MU	6	BG	48
1963.....	BG	21	MU	14
1964.....	MU	0	BG	28
1965.....	BG	20	MU	6
1966.....	MU	6	BG	14
1967.....	BG	9	MU	7
1968.....	MU	28	BG	54
1969.....	BG	16	MU	21
1970.....	MU	24	BG	26
1971.....	BG	10	MU	12
1972.....	MU	7	BG	46
1973.....	BG	24	MU	21
1974.....	MU	5	BG	28
1997.....	BG	0	MU	28
1998.....	MU	13	BG	34
1999.....	MU	35	BG	16
2000#.....	MU	20	BG	13
2001.....	BG	31	MU	37
2004.....	MU	35	BG	56
2009.....	MU	17	BG	10
2010.....	BG	44	MU	28

## **Mississippi State**

(MSU LEADS, 1-0-0)

2013.....	MSU	21	BG	20
-----------	-----	----	----	----

## **Akron**

(BG LEADS, 18-10-0)

1941.....	UA	8	BG	0
1985.....	BG	27	UA	22
1989.....	UA	38	BG	24
1992.....	BG	24	UA	3
1993.....	BG	49	UA	7
1994.....	BG	45	UA	0
1995.....	BG	50	UA	12
1996.....	UA	21	BG	14
1997.....	BG	31	UA	28
1998.....	BG	58	UA	21
1999.....	UA	55	BG	25
2000.....	UA	27	BG	21
2001.....	BG	16	UA	11
2005.....	UA	24	BG	14
2006.....	UA	35	BG	28
2007.....	BG	44	UA	20
2008.....	BG	37	UA	33
2009.....	BG	36	UA	20

2012.....	BG	24	UA	10
2013.....	BG	31	UA	14
2014.....	BG	27	UA	10
2015.....	BG	59	UA	10
2016.....	BG	38	UA	28
2017.....	UA	34	BG	23
2018.....	BG	21	UA	6
2019.....	BG	35	UA	6
2020.....	UA	31	BG	3
2021.....	UA	35	BG	20

## **Buffalo**

(BG LEADS, 12-7-0)

2000.....	UB	20	BG	17
2001.....	BG	35	UB	0
2005.....	BG	27	UB	7
2006.....	BG	48	UB	40
2007.....	BG	31	UB	17
2008.....	BG	40	BG	34
2009.....	BG	30	UB	29
2010.....	UB	28	BG	26
2011.....	BG	42	UB	28
2012.....	BG	21	UB	7
2013.....	BG	24	UB	7
2014.....	BG	36	UB	35
2015.....	BG	28	UB	22
2016.....	BG	27	UB	19
2017.....	UB	38	BG	28
2018.....	UB	44	BG	14
2019.....	UB	49	BG	7
2020.....	UB	42	BG	17
2021.....	BG	56	UB	44

## **Miami (OH)**

(MU LEADS, 46-24-5)

1941.....	BG	9	MU	0
1942.....	BG	7	MU	6
1943.....	MU	45	BG	6
1944.....	MU	28	BG	7
1945.....	MU	26	BG	0
1946.....	MU	6	BG	0
1947.....	MU	33	BG	19
1950.....	MU	54	BG	6
1951.....	MU	46	BG	7
1952.....	MU	42	BG	7
1953.....	MU	47	BG	0
1954.....	MU	46	BG	7
1955.....	MU	7	BG	0
1956.....	BG	7	MU	7
1957.....	MU	13	BG	7
1958.....	MU	28	BG	14
1959.....	BG	33	MU	16
1960.....	BG	21	MU	12
1961.....	MU	7	BG	6
1962.....	BG	24	MU	24
1963.....	MU	21	BG	12
1964.....	BG	21	MU	18
1965.....	MU	23	BG	7
1966.....	BG	17	MU	14
1967.....	MU	9	BG	7
1968.....	MU	31	BG	7
1969.....	BG	3	MU	0
1970.....	MU	7	BG	3
1971.....	BG	33	MU	7
1972.....	BG	16	MU	7
1973.....	MU	31	BG	8
1974.....	MU	34	BG	10

1975.....	MU	20	BG	17
1976.....	MU	9	BG	7
1977.....	MU	33	BG	13
1978.....	MU	18	BG	7
1979.....	MU	21	BG	3
1980.....	MU	7	BG	3
1981.....	BG	7	MU	7
1982.....	MU	17	BG	12
1983.....	BG	17	MU	14
1984.....	BG	41	MU	10
1985.....	BG	28	MU	24
1986.....	MU	24	BG	7
1987.....	MU	17	BG	7
1988.....	BG	21	MU	21
1989.....	MU	17	BG	13
1990.....	BG	10	MU	10
1991.....	BG	17	MU	7
1992.....	BG	44	MU	24
1993.....	BG	30	MU	25
1994.....	BG	27	MU	16
1995.....	MU	21	BG	0
1996.....	BG	14	MU	10
1997.....	BG	28	MU	21
1998.....	MU	24	BG	12
1999.....	MU	45	BG	31
2000.....	MU	24	BG	10
2001.....	MU	24	BG	21
2003.....	MU	33	BG	10
.....	MU	49	BG	27
2005.....	BG	42	MU	14
2006.....	MU	9	BG	7
2007.....	MU	47	BG	14
2008.....	MU	27	BG	20
2009.....	BG	35	MU	14
2010.....	MU	24	BG	21
2011.....	BG	37	MU	23
2012.....	BG	37	MU	12
2013.....	BG	45	MU	3
2016.....	MU	40	BG	26
2017.....	BG	37	MU	29
2018.....	MU	38	BG	23
2019.....	MU	44	BG	3
2021.....	MU	34	BG	7

## **C. Michigan**

(BG LEADS, 23-19-0)

1924.....	CM	21	BG	0
1926.....	BG	13	CM	0
1931.....	BG	6	CM	0
1943.....	BG	36	CM	0
1944.....	BG	20	CM	19
1945.....	BG	19	CM	6
1946.....	CM	7	BG	0
1947.....	BG	20	CM	19
1948.....	BG	13	CM	12
1949.....	BG	20	CM	0
1950.....	CM	12	BG	0
1952.....	BG	20	CM	7
1976.....	CM	38	BG	28
1977.....	CM	35	BG	28
1978.....	CM	38	BG	7
1979.....	CM	24	BG	0
1980.....	CM	32	BG	10
1981.....	CM	6	BG	3
1982.....	BG	34	CM	30
1983.....	BG	15	CM	14
1984.....	CM	42	BG	21
1985.....	BG	23	CM	18

1986.....	CM	20	BG	10
1987.....	BG	18	CM	17
1988.....	CM	21	BG	3
1989.....	BG	24	CM	20
1990.....	CM	17	BG	0
1991.....	BG	17	CM	10
1992.....	BG	17	CM	14
1993.....	CM	17	BG	15
1994.....	CM	36	BG	33
1995.....	CM	22	BG	16
1996.....	BG	31	CM	27
1999.....	BG	31	CM	7
2002.....	BG	45	CM	35
2003.....	BG	23	CM	3
2004.....	BG	38	CM	14
2006.....	CM	31	BG	14
2009.....	CM	24	BG	10
2010.....	BG	17	CM	14
2018.....	BG	24	CM	13
2019.....	CM	38	BG	20

## **W. Michigan**

(BG LEADS, 32-20-3)

1954.....	WM	20	BG	15
1955.....	BG	35	WM	0
1956.....	BG	27	WM	13
1957.....	BG	14	WM	14
1958.....	BG	40	WM	6
1959.....	BG	34	WM	0
1960.....	BG	14	WM	13
1961.....	BG	21	WM	0
1962.....	BG	10	WM	6
1963.....	BG	16	WM	7
1964.....	BG	28	WM	8
1965.....	BG	21	WM	17
1966.....	WM	16	BG	14
1967.....	WM	10	BG	6
1968.....	BG	17	WM	10
1969.....	BG	21	WM	10
1970.....	WM	23	BG	3
1971.....	BG	23	WM	6
1972.....	BG	13	WM	13
1973.....	BG	31	WM	20
1974.....	BG	21	WM	13
1975.....	BG	28	WM	0
1976.....	BG	31	WM	28
1977.....	BG	34	WM	14
1978.....	WM	24	BG	20
1979.....	BG	15	WM	3
1980.....	BG	17	WM	14
1981.....	WM	21	BG	7
1982.....	BG	7	WM	3
1983.....	BG	23	WM	20
1984.....	BG	34	WM	7
1985.....	BG	48	WM	7
1986.....	BG	17	WM	3
1987.....	WM	34	BG	27
1988.....	WM	37	BG	10
1989.....	BG	31	WM	30
1990.....	WM	19	BG	13
1991.....	BG	23	WM	10
1992.....	BG	29	WM	19
1993.....	BG	14	WM	14
1995.....	WM	17	BG	0
1996.....	WM	16	BG	13
1997.....	WM	34	BG	21
1998.....	WM	56	BG	27
2001.....	WM	37	BG	28





# 2022 BGSU FOOTBALL

12 MAC CHAMPIONSHIPS | 13 BOWL GAME APPEARANCES

## OPPONENT INFORMATION • ALL-TIME

OPPONENTS

2002.....	BG	48	WM	45
2003.....	BG	32	WM	21
2004.....	BG	52	WM	0
2005.....	WM	45	BG	14
2010.....	WM	41	BG	7
2011.....	WM	45	BG	21
2014.....	WM	26	BG	14
2015.....	BG	41	WM	27
2018.....	WM	42	BG	35
2019.....	WM	49	BG	10

### Kent State

(BG LEADS, 60-23-6)

1920.....	BG	7	KS	0
1921.....	BG	0	KS	0
1922.....	BG	6	KS	0
1927.....	BG	13	KS	0
1928.....	BG	6	KS	6
1934.....	BG	0	KS	0
1935.....	KS	45	BG	0
1936.....	KS	6	BG	0
1937.....	BG	13	KS	13
1938.....	KS	7	BG	3
1939.....	BG	34	KS	0
1940.....	KS	13	BG	0
1941.....	BG	12	KS	6
1942.....	KS	7	BG	0
1946.....	BG	13	KS	0
1947.....	BG	21	KS	18
1948.....	BG	23	KS	14
1949.....	BG	27	KS	6
1950.....	KS	19	BG	6
1951.....	BG	27	KS	27
1952.....	BG	44	KS	21
1953.....	KS	41	BG	7
1954.....	KS	28	BG	25
1955.....	BG	6	KS	6
1956.....	BG	17	KS	0
1957.....	BG	13	KS	7
1958.....	KS	8	BG	7
1959.....	BG	25	KS	8
1960.....	BG	28	KS	0
1961.....	BG	21	KS	6
1962.....	BG	45	KS	6
1963.....	BG	18	KS	3
1964.....	BG	41	KS	0
1965.....	BG	7	KS	6
1966.....	KS	35	BG	12
1967.....	BG	7	KS	6
1968.....	BG	30	KS	7
1969.....	BG	7	KS	0
1970.....	BG	44	KS	0
1971.....	BG	46	KS	33
1972.....	KS	14	BG	10
1973.....	KS	21	BG	7
1974.....	BG	26	KS	10
1975.....	BG	35	KS	9
1976.....	BG	17	KS	13
1977.....	BG	14	KS	10
1978.....	BG	28	KS	20
1979.....	BG	28	KS	17
1980.....	BG	24	KS	3
1981.....	BG	13	KS	7
1982.....	BG	41	KS	7
1983.....	BG	38	KS	3
1984.....	BG	27	KS	10
1985.....	BG	26	KS	14

1986.....	BG	31	KS	15
1987.....	BG	30	KS	20
1988.....	KS	31	BG	19
1989.....	BG	51	KS	28
1990.....	BG	20	KS	16
1991.....	BG	35	KS	7
1992.....	BG	28	KS	22
1993.....	BG	40	KS	7
1994.....	BG	22	KS	16
1995.....	BG	26	KS	15
1996.....	BG	31	KS	24
1997.....	KS	29	BG	20
1998.....	BG	42	KS	21
1999.....	KS	41	BG	27
2000.....	BG	18	KS	11
2001.....	BG	24	KS	7
2002.....	BG	45	KS	14
2003.....	BG	42	KS	33
2005.....	BG	24	KS	14
2006.....	KS	38	BG	3
2007.....	BG	31	KS	20
2008.....	BG	45	KS	30
2009.....	BG	36	KS	35
2010.....	KS	30	BG	6
2011.....	KS	27	BG	15
2012.....	KS	31	BG	24
2013.....	BG	41	KS	22
2014.....	BG	30	KS	20
2015.....	BG	48	KS	0
2016.....	BG	42	KS	7
2017.....	BG	44	KS	16
2018.....	KS	35	BG	28
2019.....	KS	62	BG	20
2020.....	KS	62	BG	25
2021.....	KS	27	BG	20

### Toledo

(UT LEADS, 42-40-4)

1919.....	UT	6	BG	0
1921.....	BG	20	UT	7
1922.....	BG	6	UT	6
1923.....	UT	27	BG	0
1924.....	UT	12	BG	7
1928.....	BG	14	UT	0
1929.....	BG	0	UT	0
1930.....	BG	0	UT	0
1932.....	BG	12	UT	6
1933.....	UT	26	BG	7
1934.....	UT	22	BG	0
1935.....	UT	63	BG	0
1948.....	BG	21	UT	6
1949.....	UT	20	BG	19
1950.....	BG	39	UT	14
1951.....	UT	12	BG	6
1952.....	BG	29	UT	19
1953.....	UT	20	BG	19
1954.....	UT	38	BG	7
1955.....	BG	39	UT	0
1956.....	BG	34	UT	12
1957.....	BG	29	UT	0
1958.....	BG	31	UT	16
1959.....	BG	51	UT	21
1960.....	BG	14	UT	3
1961.....	BG	17	UT	6
1962.....	BG	28	UT	13
1963.....	BG	22	UT	20
1964.....	BG	31	UT	14
1965.....	BG	21	UT	14

1966.....	BG	14	UT	13
1967.....	UT	33	BG	0
1968.....	BG	0	UT	0
1969.....	UT	27	BG	26
1970.....	UT	20	BG	0
1971.....	UT	24	BG	7
1972.....	BG	19	UT	8
1973.....	BG	49	UT	35
1974.....	UT	24	BG	19
1975.....	BG	34	UT	17
1976.....	BG	29	UT	28
1977.....	BG	21	UT	13
1978.....	BG	45	UT	27
1979.....	UT	23	BG	17
1980.....	BG	17	UT	6
1981.....	BG	38	UT	0
1982.....	UT	24	BG	10
1983.....	UT	6	BG	3
1984.....	UT	17	BG	6
1985.....	BG	21	UT	0
1986.....	UT	22	BG	3
1987.....	BG	20	UT	6
1988.....	UT	34	BG	5
1989.....	BG	27	UT	23
1990.....	UT	19	BG	13
1991.....	BG	24	UT	21
1992.....	BG	10	UT	9
1993.....	BG	17	UT	10
1994.....	BG	31	UT	16
1995.....	UT	35	BG	16
1996.....	UT	24	BG	16
1997.....	UT	35	BG	20
1998.....	UT	24	BG	16
1999.....	BG	34	UT	23
2000.....	UT	51	BG	17
2001.....	BG	56	UT	21
2002.....	UT	42	BG	24
2003.....	BG	31	UT	23
2004.....	UT	49	BG	41
2005.....	UT	44	BG	41
2006.....	UT	31	BG	21
2007.....	BG	37	UT	10
2008.....	BG	38	UT	10
2009.....	BG	38	UT	24
2010.....	UT	33	BG	14
2011.....	UT	28	BG	21
2012.....	UT	27	BG	15
2013.....	UT	28	BG	25
2014.....	UT	27	BG	20
2015.....	UT	44	BG	28
2016.....	UT	42	BG	35
2017.....	UT	66	BG	37
2018.....	UT	52	BG	36
2019.....	BG	20	UT	7
2020.....	UT	38	BG	3
2021.....	UT	49	BG	17

### Ohio

(BG LEADS, 41-30-2)

1945.....	BG	6	OU	0
1947.....	BG	2	OU	0
1948.....	BG	13	OU	7
1951.....	OU	28	BG	7
1952.....	OU	33	BG	14
1953.....	OU	22	BG	14
1954.....	OU	26	BG	14
1955.....	BG	13	OU	0

1956.....	BG	41	OU	27
1957.....	BG	7	OU	7
1958.....	BG	33	OU	6
1959.....	BG	13	OU	9
1960.....	OU	14	BG	7
1961.....	BG	7	OU	6
1962.....	BG	7	OU	6
1963.....	OU	16	BG	0
1964.....	OU	21	BG	0
1965.....	BG	17	OU	7
1966.....	BG	28	OU	0
1967.....	OU	31	BG	7
1968.....	OU	28	BG	27
1969.....	BG	23	OU	16
1970.....	OU	34	BG	7
1971.....	BG	20	OU	19
1972.....	BG	17	OU	0
1973.....	OU	24	BG	23
1974.....	OU	33	BG	22
1975.....	BG	19	OU	17
1976.....	OU	31	BG	26
1977.....	BG	39	OU	27
1978.....	OU	19	BG	15
1979.....	OU	48	BG	21
1980.....	OU	21	BG	20
1981.....	OU	23	BG	21
1982.....	BG	40	OU	21
1983.....	BG	24	OU	20
1984.....	BG	28	OU	7
1985.....	BG	38	OU	17
1986.....	BG	21	OU	16
1987.....	BG	28	OU	7
1988.....	BG	42	OU	0
1989.....	BG	31	OU	28
1990.....	BG	10	OU	10
1991.....	BG	45	OU	14
1992.....	BG	31	OU	14
1993.....	BG	20	OU	0
1994.....	BG	32	OU	0
1995.....	BG	33	OU	7
1996.....	OU	38	BG	0
1997.....	OU	24	BG	0
1998.....	BG	35	OU	7
1999.....	OU	17	BG	14
2000.....	OU	23	BG	21
2001.....	BG	17	OU	0
2002.....	BG	72	OU	21
2004.....	BG	41	OU	16
2005.....	BG	38	OU	14
2006.....	BG	21	OU	9
2007.....	OU	38	BG	27
2008.....	BG	28	OU	3
2009.....	OU	44	BG	37
2010.....	OU	49	BG	25
2011.....	OU	29	BG	28
2012.....	BG	26	OU	14
2013.....	BG	49	OU	0
2014.....	BG	31	OU	13
2015.....	BG	62	OU	24
2016.....	OU	30	BG	24
2017.....	OU	48	BG	30
2018.....	OU	49	BG	14
2019.....	OU	66	BG	24
2020.....	OU	52	BG	10
2021.....	BG	21	OU	10



# BGSU HISTORY • FALCON TRADITION



Scott Mruczkowski and Mike Thaler celebrate the Falcons' 28-24 Motor City Bowl win over Northwestern in 2003. It marked the first-time in MAC history that a league school ever faced a Big Ten opponent in the post-season.

Since Frederick G. Beyerman, an instructor in the physical education department and the first athletic director, announced in July 1919 that Bowling Green State Normal College would field an intercollegiate football team, a rich tradition has developed.

From that very first team, to the first squad to go unbeaten in 1928, to the first perfect record of the 1959 national college division champions, to back-to-back seasons of nationally-ranked football across the new millennium.

From former head coach Warren Steller, to Max Minnich – the first BGSU player to be drafted by a professional team. From Fred Durig – the first All-America selection – to legendary head coach Doyt Perry. From Paul Miles, the only football player ever to have his jersey retired, to Dave Preston, the career rushing leader. From record-setting quarterback Brian McClure, to an unknown head coach by the name of Urban Meyer, to Biletnikoff finalist Freddie Barnes, the NCAA record holder for catches in a season (155), the Bowling Green State University football program has a tradition as rich as any in the Mid-American Conference.

Since 19 of the 30 males enrolled at Normal College banded together to form that first team, many different figures have combined to mold the lore of football at BGSU.

The program got off to a rocky start losing its first seven games played. Franklin Skibbie scored the first touchdown with BG's only points in the 10-6 loss to Findlay in the 1920 season opener. That team would post a 7-0 win over Kent State Normal College (Kent State) in the season finale to record the first win.

The 1921 squad was the first to win a conference title, capturing the Northwest Conference championship with wins over Defiance, Findlay, and Toledo. BG posted a shutout of Findlay, scoring a school-record 151 points in one of the most talked-about games in

school history. In the season opener against Kent State, played behind what is now Ridge Street School, the Falcons played possibly the quietest game in school history. All fans were prohibited from making noise because of an illness in the neighborhood.


The following season, BG held its first homecoming game on Nov. 4, 1922, which was played at the Fairgrounds. Bowling Green and Toledo battled to a 6-6 tie.

After having a different coach in each of its first five seasons, Warren Steller was selected to coach the 1924 squad, the beginning of a very successful 11-year tenure, the second-longest in school history. Steller was the first BGSU head coach to have an assistant when Paul Landis was hired in 1925.

Led by Chet Chapman, the first BG player to earn first team All-Ohio honors, the 1928 team posted the first unbeaten record while allowing just 18 points in seven games.

In 1936, the federal government offered to help Bowling Green financially in the construction of a new football stadium and the Board of Trustees accepted the offer. University Stadium was dedicated on Oct. 23, 1937 and served as the home of Falcon football until 1966 when Doyt L. Perry Stadium was built. University Stadium was located in what is now the center of campus directly west of Jerome Library.

In 1941, Robert Whittaker was named the head coach at Bowling Green after compiling an 11-year record of 89-19-2 at Sandusky High School. Whittaker's first of his 14 teams (the longest tenure in school history) tied Case Western Reserve for the Ohio Conference title and was thought to be one of the best teams ever, scoring 173 points while allow-



Brian McClure is one of only two players in MAC history (both from BG) to earn league MVP honors twice.

ing just 40.

After back-to-back losing seasons in 1953 and 1954, Doyt Perry began his legendary career as the Falcon head coach in 1955 and made an immediate impact. BG posted a 7-1-1 record, scoring 224 points while allowing only 53. This came on the heels of a 2-7 record the previous season.

Perry, whose teams never lost more than two games in any of his 10 seasons, led his 1959 team to the first perfect record in




1919 - First BGSU Football Team

Seated (l to r): Claitus Stough, Lester Stough, Tom Noyes, Lawrence Johnson, Dallas Lawrence, Kenton Moore, Ralph Schaller, head coach John Stitt. Middle row (l to r): Herbert Gillespie, Dallas March, Robert Vail, Orville Raberding, Dale Treese (Capt.), Ivan Lake, Gurney Fry. Standing (l to r): Charles Clucas, Royal Chamberlain, Clive Treece, Frank Clarke, Herbert Troyer.





# BGSU HISTORY • FALCON TRADITION



Urban Meyer served as head coach for the Falcons in 2001 and 2002 and guided BGSU to a 17-6 record and a No. 16 ranking in the ESPN/USA Today Coaches Poll in 2002.

school history at 9-0-0. In the process, the Falcons were named the mythical small college national champions by the Washington, D.C. Touchdown Club.

BG's closest game that season was a Mid-

American Conference victory at Ohio University by a 13-9 count to wrap up the perfect season and national honor.

The following season, BG came within one game of repeating as national champions, losing only to OU by a score of 14-7. The Bobcats would claim top national honors that year.

In 1961, Bowling Green played in its first bowl game, the Mercy Bowl at the Los Angeles Coliseum. The game against Fresno State was played to raise money to help the families of 16 members of the Cal Poly San Luis Obispo football team. The 16 players perished in a plane crash shortly after takeoff from Toledo Express Airport after a 1960 game against BG. The game netted \$170,000 for the memorial fund.

The arrival of a skinny, much-heralded quarterback from Ravenna, Ohio in 1982 signaled the beginning of an 11-year period in which the Falcons would make four bowl appearances.

The quarterback was Brian McClure and all he would do in the next four seasons was lead the Falcons to a 34-12 record, and a 19-1 record at home. McClure also led the Orange and Brown to two bowl games, and became only the second quarterback in NCAA history to pass for over 10,000 yards.

He became the starter in the third game of his freshman season, and despite missing the last two games of the regular season, he became the first freshman to be named a first-team all-league quarterback.



One of the most significant wins in school history was the 17-13 victory over 18th-ranked Purdue in 1972. A fourth quarter field goal by Don Taylor was the difference for Coach Don Nehlen and his Falcons.

He would rewrite the BG and MAC record books before his career was over, setting five NCAA records as well. McClure still holds numerous school and MAC records.

In 1991, Gary Blackney was tabbed as the 14th head football coach, and much like the arrival of McClure, he made an immediate impact on the program. In his first season, he took a team which compiled a 3-5-2 mark the previous season and molded them into an 11-1 squad, going undefeated in the MAC while winning the program's first bowl game.

The following season was more of the same, as the Falcons were again perfect in league play. A win over Nevada in the first Las Vegas Bowl made it back-to-back bowl victories. The 1993 squad would extend the conference winning streak to a league-record 19 games, while going unbeaten in the first 22 MAC games of Blackney's tenure.

Urban Meyer took over the reins of the Falcon program in 2001 and engineered the top turnaround in the FBS. The Falcons opened

the Meyer era with an impressive road win at Missouri and followed that up with wins over Buffalo and Temple, surpassing their victory total of the previous year.

BGSU posted its first winning season since 1994 when it reeled off three straight wins to end the season. The Falcons' 43-42 victory at Northwestern



On Oct. 24 and 25, 2003, ESPN's College Gameday made its home south of Doyt L. Perry Stadium. That marked the first time in MAC history that the nation's most watched college football pre-game show visited a league venue.



# BGSU HISTORY • FALCON TRADITION



*Paul Miles is second on the BG career rushing list with 3,238 yards while he is also the only football player to have his number retired. At the time of his graduation, he was only the third running back in NCAA history to rush for 1,000 yards in three consecutive seasons.*

made them the first MAC team to ever defeat three teams from BCS conferences in a single season. The Falcons ended the season six days later with a 56-21 pasting of MAC champion Toledo.

In 2002, BGSU roared to an 8-0 start, including wins over Missouri and Kansas and were ranked in both the AP and Coaches polls at the same time for the first time in school history.

Meyer's offensive coordinator, Gregg Brandon, took over as head coach in December of 2002 and guided the Falcons to their first-ever MAC West title and Motor City Bowl championship. That team finished ranked in the top 25 (No. 23) in both major polls at the end of a season for the first time in school history.

One player who links Blackney, Meyer and Brandon was All-American quarterback Josh Harris. The Westerville, Ohio native came to BGSU with the intention of sitting out the 2000 season as a redshirt, but was pressed into duty when injuries decimated the Falcon backfield. Serving as a running back and kick returner for the bulk of the season, Harris showed signs of greatness in glimpses, and even started his first career game on ESPN against Toledo.

Meyer took over the program the following season and inserted Harris into the starting lineup for good in the ninth game of the season and watched his team win 11 straight games over the next two seasons to earn its first national ranking since 1985. The Motor City Bowl MVP guided the Falcons to a 6-1

record in three seasons as a starter against BCS competition.

The 2003 season gave BGSU its highest national profile and elevated the program to new heights. Longtime Falcon fans have viewed the program's 1972 win over the Boilermakers as one of the biggest in BGSU history.

Well, lightning strikes twice. While Purdue entered the day ranked No. 16 with BCS aspirations, the Falcons kept the ballgame close throughout. BGSU converted twice on fourth down, capped by a 32-yard miracle pass-and-catch from Harris to Charles Sharon with 2:08 remaining to post a 27-26 win.

The Falcons were back into the national spotlight with a No. 23 ranking by the AP, and a showdown with undefeated No. 12 Northern Illinois showed so much promise that ESPN's College Gameday made Bowling Green its home for the weekend. For the first time in 20 years, Doyt Perry Stadium was sold out and the game was shown on ESPN2.

All-American Janssen Patton set an NCAA record by picking off three passes in a game for the third time in his career. Harris directed the BGSU offense flawlessly, as the Falcons prevailed by a score of 34-18 in just the second-ever regular season meeting between two nationally-ranked MAC schools. The Falcons would spend the next seven weeks in both national polls and were ranked 24th in the final BCS standings.


In what would be one of the most meaningful games in the history of the BGSU-Toledo rivalry, another sellout crowd would witness the first meeting in which the two schools played the final game of the regular season for an outright championship.

The Falcons rallied in the fourth quarter to post a 31-23 win over archrival Toledo. That would secure the Falcons' first-ever MAC Championship Game appearance at home against No. 12 Miami.

In the MAC's first battle with the Big Ten in



*Coach Gregg Brandon and assistant coach Dennis Springer celebrate the Falcons' 27-26 win over No. 16 Purdue.*



*The Mid-American Conference title won by the 1991 team was the first of two consecutive championships. The 1991 team won all eight of its MAC games, the first of what would turn into a league-record 19-game winning streak.*

post-season play, Harris earned MVP honors completing a bowl-record 38 passes, as the Falcons registered a 28-24 win over Northwestern. The victory allowed the Falcons to finish the 2003 season in both the AP and Coaches polls for the second time in program history.

In 2004, BGSU once again enjoyed the national spotlight when they opened the season on the road at Oklahoma in a game that was televised by ABC. While the Falcons fell 40-24 to a team which would play for the national title, a new era was ushered in that day.

Sophomore quarterback Omar Jacobs, in his first collegiate start, would hold his own with Heisman Trophy winner Jason White. Jacobs would go on to earn All-American honors and MAC Offensive Player of the Year recognition after throwing for a national-best 41 TD passes. He completed 309-of-462 passes for a BGSU record 4,002 yards.

Following a 1-2 start, BGSU erupted for a 70-16 victory over Toledo in their next game.




*Charles Sharon hauls in this 32-yard touchdown pass with 2:08 left in BGSU's upset win over Purdue in 2003.*





# BGSU HISTORY • FALCON TRADITION



All-American quarterback Josh Harris takes a 48-yard TD pass from Cole Magner in the Falcons' 2003 win over Toledo. Harris was responsible for more than 100 TDs during his career.



All-American quarterback Omar Jacobs set an NCAA record by throwing 41 TD passes with just four interceptions in 2004. He was named MVP of the 2004 GMAC Bowl as BGSU defeated Memphis, 52-35.



Tyler Sheehan finished his career with a 64.7 percent completion percentage, best in school history, while adding 10,117 yards and 70 touchdowns in three years as the Falcons' starting QB.

games, and were ranked by both AP and ESPN for the third straight year.

BGSU would earn its second straight bowl berth and played Memphis in the GMAC Bowl. In its first game ever against a Conference USA opponent, Jacobs would throw for five TDs and 365 yards and the Falcon defense would limit the Tigers to seven points in the second half as BGSU won, 52-35. The Falcons were one of a MAC-record five teams selected to participate in a post-season contest.

BGSU began the 2005 season ranked 23rd by Sports Illustrated and Jacobs was featured in ESPN The Magazine.

In 2007, the Falcons were picked to finish

fifth in the Mid-American Conference East Division. But following a 32-31 win over Minnesota to open the season, the Falcons rolled to a MAC East co-Division championship. Bowling Green went 6-2 in the MAC, and advanced to its third bowl game in five seasons. The Falcons finished 8-5 in 2007.


The 2008 Falcons opened the season with a bang, downing No. 25 Pittsburgh, 27-17, for the Falcons' first win over a ranked team since 2003. That same season, the Orange and Brown hosted Minnesota, marking the first time in school history that a Big Ten team ventured into Doyt Perry Stadium. BGSU finished the 2008 season with a 6-6 record, ushering in a new era with the hiring of Dave Clawson on Dec. 12, 2008.

Clawson's first year was a memorable one, and the Falcons opened the year with a 31-14 win versus Troy. While finishing 6-2 in the MAC and advancing to the 2009 Humanitarian Bowl, Clawson helped lead an offense that saw Freddie Barnes grab 155 catches in 13 games. That total established a new NCAA record, breaking the old mark of 142 that had been held by Manny Hazard (Houston) since 1989.

Barnes' top moment

came on Oct. 10, 2009 at Kent State when he caught 22 passes for 278 yards, one catch shy of the all-time NCAA record. Barnes was a finalist for the Fred Biletnikoff Award that season, given to the nation's top wide receiver.

After three seasons of rebuilding in which the Falcons went from 2-10 (2010) to 5-7 (2011) to 8-5 (2012) and a loss in the Military Bowl to San Jose State, the Falcons were primed to make a run at the Mid-American Conference title.



Lee Corso (left) and Kirk Herbstreit were part of the ESPN team which broadcast the 2003 MAC Championship game from Doyt Perry Stadium.



Freddie Barnes broke the NCAA record with 155 receptions in 2009, including 22 in a win at Kent State.





# BGSU HISTORY • FALCON TRADITION



BGSU earned its first win over a Big Ten opponent in Doyt Perry Stadium by defeating Indiana in 2014.

Bowling Green opened the 2013 season with two straight wins, before suffering their only double-digit loss of the season at Indiana. The Falcons would bounce back with three straight wins at home to improve to 5-1. After a one-point loss on the road at Mississippi State and a three-point loss at home to Toledo, Bowling Green was just 5-3. Needing to run the table for a shot at the MAC Championship, the Falcons put together one of the most dominant stretches in program history. BGSU outscored its next four opponents 176-17, allowing just one offensive touchdown in that span, to advance to the MAC Championship Game against undefeated Northern Illinois, who was ranked No. 14 in the country.

The Falcons would defeat NIU, 47-27, to win their 11th MAC Championship and first since 1992. BGSU would advance to the Little Caesars Pizza Bowl to play ACC foe Pittsburgh.

On December 18, 2013, after the departure of Clawson to Wake Forest, Director of Athletics D. Christopher Kingston announced the hiring of Dino Babers as the 18th Head

Football Coach in Bowling Green State University history.

In his first season at the helm, Babers led the Falcons to an impressive 8-6 record and a MAC East Championship. The Falcons won their first bowl game in 10 seasons – a 33-28 triumph over South Alabama in the inaugural Raycom Media Camellia Bowl. Among the season's other highlights were a 45-42 victory over Indiana – BGSU's first win over a Big Ten Conference opponent at Doyt L. Perry Stadium.

The 2014 season, though, was just a taste of what was to come in Babers' second year.

With the return of 2013 MAC Championship MVP quarterback Matt Johnson, who missed the final 13 games of the 2014 season with an injury, and an explosive array of wide receivers, Bowling Green used the 2015 season to post video game stats and break MAC record after MAC record.

Despite a loss to Tennessee to open the season, the team knew something special was brewing as Johnson threw for 424 yards. The following week the Falcons traveled to Maryland looking for the second win over a Big Ten program in as many years.

The game was close for a half and the Terrapins held the Falcons' offense in check for 30 minutes, leading 13-6 at the break. But it took BGSU just 33 seconds to tie the game in the third quarter and the Falcons exploded for 42 second-half points in a 48-27 rout.

After a hard-fought 44-41 loss to a Memphis team that was nationally ranked for much of the year, the Falcons headed to Purdue with a 1-2 record. But senior Travis Greene, the all-time rushing leader at BGSU, scored



Jordan Anderson (0) secured BGSU's 14-10 win at Minnesota in 2021 in the closing seconds with an interception.

The Falcons avenged a 2014 MAC Championship loss to Northern Illinois with a 34-14 win that gave BGSU its 12th MAC Championship. Greene was named MAC Championship MVP, while Johnson was the MAC Offensive Player of the Year and the Vern Smith Leadership Award winner. Sophomore wide receiver Roger Lewis was an FWAA Second Team All-American and an AP Third Team All-American. He was also given the Paul Warfield Trophy, as the nation's top receiver.

From 2016-18, BGSU brought in two of the highest ranked classes in program history and the Falcons tabbed Boston College offensive coordinator Scot Loeffler to take the reins in December of 2018.

While Loeffler's debut season was the beginning of a rebuild, he led the Falcons to a stunning 20-7 win over Toledo, snapping a nine-game losing streak to the Rockets, bringing home the I-75 Trophy, and evening the all-time series record between the two programs to 40-40-4.

The 2020 season was a unique one as the world battled the COVID-19 virus, limiting the Falcons to only five games due to a late start and MAC-only games. BGSU failed to win a game, but had the opportunity to play many young players as the NCAA granted a blanked waiver for an extra year of eligibility for all fall and winter student-athletes.

With one of the nation's youngest teams, BGSU took a big jump in 2021 which included the biggest upset of the year when the Falcons topped Big Ten foe Minnesota at Huntington Bank Stadium, 14-10. BGSU entered the game as a 31-point underdog. Placekicker Nate Needham earned first-team All-America honors from the Football Writers Association of America, marking only the third time a Falcon earned first-team accolades from the outlet.



Matt Johnson was the MAC Championship Game Most Valuable Player in 2013 and then the MAC Offensive Player of the Year and Vern Smith Leadership Award winner in 2015.




## 2022 BGSU FOOTBALL

12 MAC CHAMPIONSHIPS | 13 BOWL GAME APPEARANCES

# BGSU HISTORY • ALL-AMERICANS


## 1952-1983




**Fred Durig, FB**  
1952  
College Division




**James Ladd, E**  
1953  
College Division




**Jack Hecker, E**  
1955  
College Division




**Jack Giroux, FB**  
1956  
College Division



**Tim Murnen, G**  
1957  
College Division




**Bernie Casey, HB**  
1960  
College Division




**Bob Zimpfer, T**  
1959  
College Division




**Mike Weger, DB**  
1965  
Division I  
AP 3rd Team




**Dave Preston, HB**  
1975  
Division I  
Churchman's 2nd Team



**Mark Miller, QB**  
1977  
Division I  
Football News  
Argosy



**Andre Young, DT**  
1982  
Division I-AA  
1st Team




**Martin Bayless, DB**  
1983  
Division I-A  
AP 3rd Team






# BGSU HISTORY • ALL-AMERICANS

## 1990-2021




**Cris Shale, P**  
1990  
Division I-A  
AFCA 1st Team  
Football News 1st Team  
AP 1st Team  
UPI 2nd Team  
Sporting News 2nd Team




**Brian Leaver, PK**  
1994  
Division I-A  
Football News 1st Team  
AP 1st Team




**Brandon Hicks, NG**  
2001  
Division I-A  
Sporting News 4th Team




**Janssen Patton, CB**  
2003  
Division I-A  
CNNSI.com 3rd Team  
Collegefootballnews.com  
Honorable Mention



**Josh Harris, QB**  
2003  
Division I-A  
Collegefootballnews.com




**Omar Jacobs, QB**  
2004  
Division I-A  
CNNSI.com  
Honorable Mention



**Chris Bullock, RB**  
2006  
Sporting News Freshman AA, Third Team



**Freddie Barnes, WR**  
2009  
FWAA, First Team



**Anthon Samuel, RB**  
2011  
Phil Steele Freshman AA, Third Team



**Chris Jones, DT**  
2012  
FWAA, First Team



**Ryan Burbrink, PR**  
2012  
Phil Steele Freshman AA Second Team




**Roger Lewis, WR**  
2015  
FWAA, Second Team  
Phil Steele, Second Team  
AP, Third Team  
Sports Illustrated, HM



**Matt Johnson, QB**  
2015  
Phil Steele, Fourth Team  
Sports Illustrated, HM



**Alex Huettel, OL**  
2015  
Phil Steele, First Team



**Joseph Davidson, P**  
2016  
Phil Steele, Fourth Team



**Nate Needham, PK**  
2021  
FWAA, First Team





# 2022 BGSU FOOTBALL

12 MAC CHAMPIONSHIPS | 13 BOWL GAME APPEARANCES

## BGSU HISTORY • BOWL GAMES

### BGSU BOWL GAME HISTORY

1961 - Mercy Bowl (Los Angeles, Calif.)  
Fresno State 36, Bowling Green 6

1982 - California Bowl (Fresno, Calif.)  
Fresno State 29, Bowling Green 28

1985 - California Bowl (Fresno, Calif.)  
Fresno State 51, Bowling Green 7

1991 - California Raisin Bowl (Fresno, Calif.)  
Bowling Green 28, Fresno State 21

1992 - Las Vegas Bowl (Las Vegas, Nev.)  
Bowling Green 35, Nevada 34

2003 - Motor City Bowl (Detroit, Mich.)  
Bowling Green 28, Northwestern 24

2004 - GMAC Bowl (Mobile, Ala.)  
Bowling Green 52, Memphis 35

2007 - GMAC Bowl (Mobile, Ala.)  
Tulsa 63, Bowling Green 7

2009 - Humanitarian Bowl (Boise, Idaho)  
Idaho 43, Bowling Green 42

2012 - Military Bowl (Washington, D.C.)  
San Jose State 29, Bowling Green 20

2013 - Little Caesars Pizza Bowl (Detroit, Mich.)  
Pittsburgh 30, Bowling Green 27

2014 - Raycom Media Camellia Bowl (Montgomery, Ala.)  
Bowling Green 33, South Alabama 28

2015 - GoDaddy Bowl (Mobile, Ala.)  
Georgia Southern 58, Bowling Green 27

### 1961 MERCY BOWL

Fresno State 36, BGSU 6

Nov. 23, 1961 - Los Angeles Coliseum - 33,146

Bowling Green	0	6	0	0	-	6
Fresno State	3	7	20	6	-	36

FS - Masich 29 field goal, 12:57, 1st qtr.

BG - Bell 2 run (kick failed), 14:57, 2nd qtr.

FS - Barrett 45 pass from Carter (Masich kick), 5:09, 2nd qtr.

FS - Seifert 1 run (Masich kick), 7:08, 3rd qtr.

FS - Barrett 23 pass from Carter (Masich kick), 8:56, 3rd qtr.

FS - Carter 4 run (Masich kick), 14:08, 3rd qtr.

FS - Carter 8 run (Masich kick), 12:47, 4th qtr.

#### Individual Leaders

##### Rushing

BG - Hepner 13-42, Bell 7-28; FS - Carter 7-32

##### Passing

BG - Potts 9-17-2-155; FS - Carter 14-28-1-248, Anabo 8-13-0-120

##### Receiving

BG - L. Smith 3-69, R. Reynolds 2-50; FS - Barrett 6-161, Houser 6-71

Team Statistics	BG	FS
First Downs .....	17	23
Rushing Yards .....	111	100
Passing Yardage .....	208	368
Completions/Attempts/Int. ....	11/22/3	22/43/1
Punts .....	4/34.0	4/32.0
Fumbles/Lost .....	5/3	1/0
Penalties/Yards .....	4/20	7/75

In a one-time game to help defray the expenses (burial and medical) of families of the 16 members of the Cal Poly San Luis Obispo football team who perished in a plane crash, Oct. 29, 1960, shortly after takeoff from Toledo Express Airport, Bowling Green and Fresno State, the undefeated champion of the California Collegiate Athletic Association, met at the historic Los Angeles Memorial Coliseum.

Playing before its largest crowd in school history, the Falcons, six-point favorites, were guilty, uncharacteristically, of six turnovers, which was the difference in the game. BG's defense, which was ranked fourth in the nation, yielded 468 yards, 196 more than it had given up to any opponent during the season. Quarterbacks Beau Carter and Jon Anabo were thorns in BG's side all day passing for 368 yards and two touchdowns. Carter ran for two scores, also.

BG scored its only points early in the second stanza on the two-yard run by Ray Bell which was set up on a long pass play between Larry Smith and quarterback Jim Potts.

BG fumbled on its next two possessions with FSU turning the second miscue into a touchdown on a long pass play. Bowling Green did have a pass dropped in the end zone as the first half ended which would have given them the lead. Fresno State then scored 1:44 apart midway through the third period to put the game away, the second score set up by a fumbled snap on an attempted punt. The contest netted \$170,000 for the memorial fund which aided the survivors and the relatives of the victims of the plane crash. Cal Poly SLO had played at Bowling Green the afternoon before the crash.



# BGSU HISTORY • BOWL GAMES

## 1982 CALIFORNIA BOWL

**Fresno State 29, BGSU 28**

**Dec. 18, 1982 - Bulldog Stadium - 30,000**

Bowling Green	0	14	14	0	-	28
Fresno State	0	0	7	22	-	29

BG - Otten 4 run (Youssef kick), 11:17, 2nd qtr.  
 BG - Meek 1 pass from McClure (Youssef kick), 2:47, 2nd qtr.  
 BG - Potts 5 pass from McClure (Youssef kick), 8:47, 3rd qtr.  
 FS - Paige 11 pass from Tedford (Darrow kick), 7:25, 3rd qtr.  
 BG - Potts 6 fumble recovery (Youssef kick), :42, 3rd qtr.  
 FS - Paige 4 run (Darrow kick), 12:11, 4th qtr.  
 FS - Paige 27 pass from Tedford (Tedford-Carter pass), 3:16, 4th qtr.  
 FS - Wesson 2 pass from Tedford (Darrow kick), :11, 4th qtr.

### Individual Leaders

#### Rushing

BG - Otten 31-136; FS - Thomas 5-48, Carter 6-41

#### Passing

BG - McClure 22-32-1-246; FS - Tedford 31-50-4-373

#### Receiving

BG - Otten 11-76, Meek 4-55, Taylor 3-74; FS - Paige 15-246

Team Statistics	BG	FS
First Downs.....	17	27
Rushes/Yards.....	44/126	24/80
Passing Yardage.....	246	373
Completions/Attempts/Int.....	22/32/1	31/50/4
Punts.....	7/39.9	2/39.5
Fumbles/Lost.....	2/0	4/3
Time of Possession.....	35:40	24:20

After a full week of events leading up to the meeting with the Pacific Coast Athletic Association champion Fresno State, the Falcons entered the game against the Bulldogs a two-touchdown underdog.

The Falcons also had to contend with a partisan sea of red squeezed into Bulldog Stadium, the home of Fresno State.

But, the Falcons drew first blood converting a Jac Tomasello interception on the final play of the first quarter into the first touchdown of the game, a Chip Otten four-yard run capping a 48-yard drive. The Falcons took a 14-0 lead to the locker room after driving 73 yards on their next possession. Sophomore quarterback Brian McClure connected with John Meek on the scoring play.

BG looked to be in the driver's seat after McClure connected with Shawn Potts from five yards out in the third stanza. But, Fresno State answered BG's score with their first of the contest later in the quarter.

Bowling Green came right back as Potts picked up a fumble by receiver Greg Taylor at the five-yard line and ran it in to put the Falcons back up by three touchdowns.

With Fresno State pinned back on its own 20-yard line and facing a third-and-ten, a Falcon stop might have put the final nail in the Fresno State coffin. But, FSU gained 15 yards on the third-down play and the comeback was on.

With future NFL receiver Stephone Paige running and catching a pass for a touchdown, FSU closed to within six points with three minutes left. BG used up just 1:05 of the clock on its next possession and FSU moved 45 yards in eight plays with Jeff Tedford finding Vince Wesson over the middle with 11 seconds left. Scott Darrow's PAT was the deciding point.

BG gained just 26 yards on nine plays in the fourth quarter while FSU gained 220 of its 453 yards in the final 15 minutes.

## 1985 CALIFORNIA BOWL

**Fresno State 51, BGSU 7**

**Dec. 14, 1985 - Bulldog Stadium - 32,554**

Bowling Green	0	0	0	7	-	7
Fresno State	7	16	14	14	-	51

FS - Williams 10 run (Belli kick), 9:29, 1st qtr.  
 FS - Mosley 1 run (Belli kick), 8:02, 2nd qtr.  
 FS - Taylor 33 pass from Sweeney (Belli kick), 6:59, 2nd qtr.  
 FS - Safety, McClure tackled in end zone, 4:39, 2nd qtr.  
 FS - Taylor 53 pass from Sweeney (Belli kick), 10:08, 3rd qtr.  
 FS - Skipper 29 run (Belli kick), 3:09, 3rd qtr.  
 BG - Davis 18 run (Silvi kick), 14:28, 4th qtr.  
 FS - Baker 40 pass from Sweeney (Belli kick), 8:56, 4th qtr.  
 FS - Skipper 13 run (Belli kick), 5:57, 4th qtr.

### Individual Leaders

#### Rushing

BG - Davis 7-78, Story 9-41; FS - J. Williams 18-94, Skipper 7-77

#### Passing

BG - McClure 22-42-3-254; FS - Sweeney 9-19-1-185

#### Receiving

BG - Schmelzle 7-84, Meehan 7-65; FS - Taylor 2-86, Baker 2-49

Team Statistics	BG	FS
First Downs.....	21	15
Rushes/Yards.....	36/89	48/225
Passing Yardage.....	259	194
Completions/Attempts/Int.....	23/48/3	10/20/1
Punts.....	6/35.3	7/47.4
Fumbles/Lost.....	6/5	2/1
Time of Possession.....	32:09	27:51

The tone for what was expected to be one of the most evenly-matched California Bowls, came earlier in the week when BGSU head coach Denny Stolz told the team before their Wednesday practice he would be leaving after the bowl game to accept the head coaching job at San Diego State.

An indication of what was ahead for the Falcons in the game came early in the first quarter when, trailing 7-0, they drove to the Bulldog one-yard line where they fumbled the ball away in the end zone, the first of five on the day and the same number they had committed in the first 11 games of the season. Fresno State would score the next 37 points before BG would hit paydirt.



*This third quarter fumble recovery by Stu Tolle set up the third Falcon touchdown giving the Falcons a 21-0 lead over Fresno State in the 1982 California Bowl.*



# 2022 BGSU FOOTBALL

12 MAC CHAMPIONSHIPS | 13 BOWL GAME APPEARANCES

## BGSU HISTORY • BOWL GAMES

### 1991 CALIFORNIA RAISIN BOWL

BGSU 28, Fresno State 21

Dec. 14, 1991 - Bulldog Stadium - 34,877

Bowling Green	14	7	0	7	-	28
Fresno State	7	7	0	7	-	21

BG - Landman 5 pass from Smith (Leaver kick), 9:01, 1st qtr.  
 BG - Szlachcic 29 pass from White (Leaver kick), 7:19, 1st qtr.  
 FS - Barsotti 3 run (Mahoney kick), 2:27, 1st qtr.  
 BG - Szlachcic 9 pass from White (Leaver kick), 12:39, 2nd qtr.  
 FS - Daigle 57 run (Mahoney kick), 11:17, 2nd qtr.  
 BG - Smith 1 run (Leaver kick), 13:15, 4th qtr.  
 FS - Thompson 5 pass from Barsotti (Mahoney kick), 9:11, 4th qtr.

#### Individual Leaders

##### Rushing

BG - Jackson 16-59, Smith 13-46; FS - Neal 14-78, Daigle 8-77

##### Passing

BG - White 18-30-2-263; FS - Barsotti 25-36-1-286

##### Receiving

BG - Szlachcic 11-189, Redd 2-47; FS - Rivers 6-84, Winans 3-66

Team Statistics	BG	FS
First Downs.....	22	24
Rushes/Yards.....	39/115	42/198
Passing Yardage.....	268	286
Completions/Attempts/Int.....	19/31/1	25/36/1
Punts.....	4/31.5	3/32.0
Fumbles/Lost.....	2/1	2/2
Time of Possession.....	30:46	29:14

Not even being a double-digit underdog against Fresno State could keep the Falcons from completing its storybook season under first-year head coach Gary Blackney. And the script for this game was all Hollywood.

The first quarter would have led the fans to believe it might take 40 or 50 points to win the game as the Falcons scored touchdowns on their first two possessions and the Bulldogs would get one of those back before the quarter was over.

The scoring continued early in the second stanza as BG's Erik White and Mark Szlachcic hooked up for a second time. But, FSU came right back on their next possession with Anthony Daigle running 57 yards to cut the deficit in half going to the lockerroom.

The defenses took over in the third quarter, each allowing just 65 yards total offense. Late in the quarter, FSU placekicker Derek Mahoney missed a 26-yard field goal, the most significant scoring opportunity of the quarter.

BG scored early in the final stanza moving 80 yards after the missed field goal to build another 14-point lead.

FSU came right back to score, driving 71 yards as quarterback Mark Barsotti completed five-of-six passes, connecting with tight end Marty Thompson from five yards out.

After three changes of possession, FSU started the final drive of the game from their one-yard line, after an interception, with 2:29 remaining.

FSU used its last time out with 24 seconds left and the Bulldogs just nine yards away from the needed touchdown. After a running play for six yards and two incomplete passes, the final play of the game would determine the outcome with three seconds left.

The BG defense rose to the occasion covering all FSU receivers and Barsotti threw incomplete with BG linebacker Kevin O'Brien pressuring.

BG won its 11th game, making Blackney only the third coach in NCAA history to win 11 games in their first season as a head coach.

### 1992 LAS VEGAS BOWL

BGSU 35, Nevada 34

Dec. 18, 1992 - Sam Boyd Silver Bowl - 15,476

Bowling Green	14	14	0	7	-	35
Nevada	3	0	21	10	-	34

BG - Smith 10 pass from White (Leaver kick), 11:27, 1st qtr.  
 NV - Terelak 30 field goal, 8:22, first qtr.  
 BG - Jackson 4 run (Leaver kick), 2:28, 1st qtr.  
 BG - White 8 pass from Smith (Leaver kick), 7:54, 2nd qtr.  
 BG - Jackson 17 run (Leaver kick), 4:46, 2nd qtr.  
 NV - Senior 5 pass from Vargas (Terelak kick), 8:13, 3rd qtr.  
 NV - Holmes 5 run (Terelak kick), 5:32, 3rd qtr.  
 NV - Matter 3 pass from Vargas (Terelak kick), 3:46, 3rd qtr.  
 NV - Reeves 3 run (Terelak kick), 12:41, 4th qtr.  
 NV - Terelak 19 field goal, 7:13, 4th qtr.  
 BG - Hankins 3 pass from White (Leaver kick), :22, 4th qtr.

#### Individual Leaders

##### Rushing

BG - Jackson 22-113, Smith 12-27; NV - Holmes 18-62

##### Passing

BG - White 24-40-0-245; NV - Vargas 24-40-0-283

##### Receiving

BG - Smith 7-68, Szlachcic 5-51, McElroy 3-49; NV - Reeves 8-92, King 5-88, Senior 6-84

Team Statistics	BG	NV
First Downs	25	21
Rushes/Yards	41/157	35/94
Passing Yardage	253	344
Completions/Attempts/Int.	25/41/0	29/49/0
Punts	5/23.2	4/16.7
Fumbles/Lost	0/0	3/2
Time of Possession	33:35	26:25

In the inaugural Las Vegas Bowl, which replaced the California Bowl, the Falcons faced the high-powered offense of the University of Nevada.

In a game in which the punting game took center stage, the Falcons won the first half and Nevada the second half, but a late BG touchdown proved to be the difference.

The Falcons scored on their first four possessions to grab a 28-3 halftime lead. BG had 267 first-half yards to just 116 for the Wolfpack as they had an 18-6 edge in first downs.

In the second half, it was Nevada quarterback Chris Vargas' turn. He had engineered six Nevada comeback victories in three years coming off the bench, including an NCAA-record 35-point comeback against Weber State.

Nevada scored three touchdowns in the third quarter with punts of five and seven yards by BG setting up the first two scores. The Wolfpack's third score was set up by a high snap from center on a BG punt.

Nevada finally took the lead with 12:41 left in the game and looked to possibly put the game away with a field goal with 7:13 left, ending their run of 31 unanswered points.

Bowling Green then moved to the Nevada six-yard line before turning the ball over on downs. After holding the Wolfpack to one first down, Nevada punter Steve Lester had the center snap go through his hands setting up the Falcons at the Wolfpack 15-yard line with 1:45 remaining.

A 12-yard Erik White to Mark Szlachcic connection on first down put the Falcons on the three-yard line. After two runs and a pass did not net any yardage, White found Dave Hankins alone in the back of the end zone on fourth down with 22 seconds left. Placekicker Brian Leaver made the PAT for the winning points and BG's second consecutive bowl win.



# BGSU HISTORY • BOWL GAMES

## 2003 MOTOR CITY BOWL

**BGSU 28, Northwestern 24**  
**Dec. 26, 2003 - Ford Field - 51,286**

Northwestern	7	3	7	7	-	24
Bowling Green	0	7	7	14	-	28

NU - Herron 40 yd run (Huffman kick), 7:52, 1st qtr.  
 NU - Huffman 31 yd field goal, 13:12, 2nd qtr.  
 BG - Harris 4 yd run (Suisham kick), 7:57, 2nd qtr.  
 NU - Wright 77 yd run (Huffman kick), 14:14, 3rd qtr.  
 BG - Magner 7 yd pass from Harris (Suisham kick), 9:10, 3rd qtr.  
 BG - Sanders 11 yd pass from Harris (Suisham kick), 11:32, 4th qtr.  
 NU - Herron 2 yd run (Huffman kick), 10:01, 4th qtr.  
 BG - Magner 3 yd pass from Harris (Suisham kick), 4:06, 4th qtr.

### Individual Leaders

#### Rushing

BG - Harris 21-68, Pope 11-23, Lane 2-1; NU Wright 21-237, Herron 12-80, Basanez 10-41, Jenkins 2-5

#### Passing

BG - Harris 38-50-3-386, Magner 0-1-0-0; NU Basanez 7-15-0-58

#### Receiving

BG - Magner 12-97, Sharon 7-93, Sanders 5-74, Hawkins 3-36, Pope 3-25, Mc-Grady 3-25, Lane 3-17, Jarrett 2-19; NU - Philmore 3-43, Wright 2-11, Jordan 1-6, Kunle 1-2

Team Statistics	NU	BG
First Downs.....	16	30
Rushes/Yards.....	357	88
Passing Yardage.....	58	386
Completions/Attempts/Int.....	7/15/0	38/51/3
Punts.....	5-172	3-138
Fumbles/Lost.....	2/2	0/0
Time of Possession.....	25:52	34:08

Northwestern took away Bowling Green's running game. So Josh Harris beat the Wildcats through the air. Harris passed for 386 yards and three touchdowns to lead Bowling Green to a 28-24 victory over Northwestern in the Motor City Bowl. It was the first postseason meeting ever between schools from the MAC and Big Ten.

Bowling Green took the lead for good on Harris' 3-yard touchdown pass to Cole Magner with 4:06 left. Harris, who also ran for a TD, set a Motor City Bowl and BGSU record for completions with 38 in 50 attempts. It also marked the third fourth-quarter rally for BGSU against a Big Ten squad (Northwestern in 2001 and Purdue in 2003). Magner also set a game record for catches, finishing with 12 for 97 yards and two touchdowns.

Jason Wright ran for 237 yards on 21 carries and finished with 336 all-purpose yards for Northwestern. He had a 77-yard TD run - the second-longest run in Motor City Bowl history - to give the Wildcats a 17-7 lead early in the third quarter and an 88-yard kickoff return early in the fourth to set up Noah Herron's 2-yard touchdown run that made it 24-21.

Bowling Green used two 80-yard scoring drives to take a 21-17 lead early in the fourth. Harris threw a 7-yard TD pass to Magner, and put the Falcons on top with an 11-yarder to Steve Sanders.

Northwestern opened the scoring on Herron's 40-yard fourth-down run in the first quarter, and made it 10-0 on Brian Huffman's 31-yard field goal. Bowling Green answered with a 67-yard drive, capped by Harris' 4-yard run.

## 2004 GMAC BOWL

**BGSU 52, Memphis 35**  
**Dec. 22, 2004 - Ladd Peebles Stadium - 24,000 (Est.)**

Memphis	7	21	0	7	-	35
Bowling Green	21	14	7	10	-	52

BG - Pope 1 yd run (Suisham kick), 10:24, 1st qtr.  
 BG - Sharon 18 yd pass from Jacobs (Suisham kick), 9:37, 1st qtr.  
 UM - Doucette 42 yd pass from Wimprine (Gostkowski kick), 6:51, 1st qtr.  
 BG - Sharon 36 yd pass from Jacobs (Suisham kick), 4:39, 1st qtr.  
 UM - Kelley 60 yd pass from Wimprine (Gostkowski kick), 14:43, 2nd qtr.  
 BG - Sanders 31 yd pass from Jacobs (Suisham kick), 9:54, 2nd qtr.  
 UM - Avery 38 yd pass from Wimprine (Gostkowski kick), 6:41, 2nd qtr.  
 UM - Williams 31 yd run (Gostkowski kick), 3:37, 2nd qtr.  
 BG - Sanders 17 yd pass from Jacobs (Suisham kick), :37, 2nd qtr.  
 BG - Pope 13 yd pass from Jacobs (Suisham kick), 3:18, 3rd qtr.  
 BG - Suisham 37 yd field goal, 14:09, 4th qtr.  
 BG - Pope 1 yd run (Suisham kick), 8:01, 4th qtr.  
 UM - Doucette 14 yd pass from Wimprine (Gostkowski kick), 3:48, 4th qtr.

### Individual Leaders

#### Rushing

BG - Pope 28-151, Lane 5-36; UM - Williams 18-120

#### Passing

BG - Jacobs 26-44-1 365; UM - Wimprine 26-39-1 324

#### Receiving

BG - Sanders 7-123, Sharon 5-117, Magner 9-68, Hawkins 2-25, McGrady 2-19, Pope 1-13; UM - Kelley 4-108, Doucette 2-56, Avery 3-51, Gideon 6-38.

Team Statistics	UM	BG
First Downs.....	21	29
Rushes/Yards.....	27/90	43/193
Passing Yardage.....	324	365
Completions/Attempts/Int.....	26/39/1	26/44/1
Punts.....	6/197	4/127
Fumbles/Lost.....	2/1	1/1
Time of Possession.....	26:37	33:23

Omar Jacobs went from Bowling Green's question mark to the Mid-American Conference's latest star quarterback. Jacobs capped a marvelous sophomore season by passing for 365 yards and five touchdowns to lead the Falcons to a 52-35 victory over Memphis in the GMAC Bowl.

The Falcons (9-3) turned a shootout into a blowout after leading 35-28 at halftime to win their fourth consecutive bowl game. Jacobs got them started with four first-half touchdown passes - two apiece to Charles Sharon and Steve Sanders helped carry them the rest of the way. Pope ran 28 times for 151 yards and a pair of 1-yard touchdowns. He also caught a 13-yard pass for the only score of the third quarter. The Tigers (8-4), playing in back-to-back bowl games for the first time, couldn't keep up with the nation's No. 4 offense, which totaled 558 total yards.

Jacobs, whose 41 touchdown passes led the nation and set a Mid-American Conference record, completed 26-of-44 passes with an interception to earn Most Valuable Player honors.

At halftime, the teams seemed poised to take aim at the 2001 GMAC Bowl, the highest scoring bowl game in history with 125 combined points for Marshall and East Carolina. The offenses stopped themselves early in the third quarter. Jacobs threw only his fourth interception of the season to give the Tigers the ball at Bowling Green's 41. Memphis tried to go for it on fourth down but was twice penalized for having 12 men on the field. Bowling Green made it 42-28 on the ensuing possession with Pope slipping underneath for a 13-yard touchdown catch on third-and-7. The Tigers then squandered another trip across midfield when a scrambling Wimprine fumbled the ball and Bowling Green's Mike Thaler recovered 31 yards behind the line of scrimmage to set up a field goal. Even the weather worked in the offenses' favor, however, with a driving rainstorm subsiding a few minutes before kickoff to clear the way for Jacobs and Wimprine to go to work. They took full advantage. Jacobs capped his four-touchdown half with a 17-yarder to Sanders, who reached over defensive back Cameron Essex in the end zone with 37 seconds left.

Not surprisingly, it was a night for offensive records. Jacobs set the MAC record with his 41st overall touchdown rushing or passing in the first quarter, adding four more. He also joined Ben Roethlisberger and Byron Leftwich as the league's only 4,000-yard passers. The Falcons also set the MAC record for scoring average in a season.





# 2022 BGSU FOOTBALL

## 12 MAC CHAMPIONSHIPS | 13 BOWL GAME APPEARANCES

# BGSU HISTORY • BOWL GAMES

## 2007 GMAC BOWL

**BGSU 7, Tulsa 63**

**Jan. 6, 2008 - Ladd Peebles Stadium**

BGSU	0	0	7	0	-	7
Tulsa	21	14	14	14	-	63

TLS - Adams 1 yard run (Tracy kick) 3:57, 1st  
 TLS - Johnson 13 yard pass from Smith (Tracy kick) 0:25, 1st  
 TLS - Whitmore 19 yard run (Tracy kick) 0:09, 1st  
 TLS - Grooms 4 yard pass from Adams (Tracy kick) 0:56, 2nd  
 TLS - Adams 19 yard pass from Smith (Tracy kick) 3:22, 2nd  
 TLS - Johnson 14 yard pass from Smith (Tracy kick) 2:11, 3rd  
 BG - Williams 78 yard kickoff return (Vrvilo kick) 3rd  
 TLS - Smith 2 yard run (Tracy kick) 3:45, 3rd  
 TLS - Clay 3 yard pass from Smith (Tracy kick) 3:00, 4th  
 TLS - Whitmore 6 yard pass from Smith (Tracy kick) 4:30, 4th

### Individual Leaders

#### Rushing

BG - Sheehan 7-21; TLS - Adams 17-112

#### Passing

BG - Sheehan 14-19-0 141; TLS - Smith 27-45-5 312

#### Receiving

BG - Barnes 5-71; TLS - Meyer 5-97

Team Stats	BG	TLS
First Downs	13	34
Rushing	34-46	39-238
Passing	183	324
Total Plays-Yards	61-229	86-562
Fumbles: No.-Lost	4-4	0-0
Penalties: No.-Yards	4-37	3-25
Punts: No.-Yards	5-38.6	5-42.0
Kickoff Returns: No.-Yards	10-221	2-46
Punt Returns: No.-Yards	2-0	0-0
Time of Poss.	31:05	28:55

Hurricane Paul Smith and the nation's top-rated offense turned a little charity into a lot of history in the GMAC Bowl.

Smith had his NCAA-record 14th consecutive 300-yard passing game, and Tulsa converted four fumble recoveries into first-half touchdowns on the way to a 63-7 win over Bowling Green in the 2007 GMAC Bowl.

With all that help, the Golden Hurricane (10-4) ran up a 35-0 halftime lead and capped coach Todd Graham's first season by reaching 10 wins for the first time since 1991.

Smith passed for 312 yards and five touchdowns. He broke the record of 13 300-yard efforts in a row he shared with BYU's Ty Detmer, whose streak stretched over the 1989 and 1990 seasons.

He and Tarrion Adams joined Houston's David Klingler and Chuck Weatherspoon as the NCAA's only 5,000-yard passing and 1,000-yard rushing tandems.

Tulsa outgained Bowling Green (8-5) 562-229 in total yards.

Adams scored touchdowns running, passing and receiving before halftime and ran for 112 yards. Trae Johnson caught two scoring passes.

Bowling Green, which had won four consecutive bowl games, lost three fumbles in its own territory in the first quarter and never recovered.

Quarterback Tyler Sheehan was helped off the field with a left ankle injury with 24 seconds left in the first half and didn't return. Sheehan passed for 141 yards and ran for another 21.

Down 42-0, Bowling Green got on the board when Roger Williams scored on a 78-yard kick return early in the third quarter for the Falcons' only points. It was the first kickoff return for a touchdown in the history of the GMAC Bowl.

## 2009 HUMANITARIAN BOWL

**Idaho 43, Bowling Green 42**

**Dec. 30, 2009 - Bronco Stadium**

BGSU	14	0	7	21	-	42
Idaho	7	7	14	15	-	43

BG - Barnes 35 yard pass from Sheehan (Norsic kick) 11:44, 1st  
 ID - Bjorvik 3 yard pass from Enderle (Farquhar kick) 7:49, 1st  
 BG - Geter 59 yard run (Norsic kick) :19, 1st  
 ID - Greenwood 7 yard pass from Enderle (Farquhar kick) :19, 2nd  
 ID - Woolridge 8 yard run (Farquhar kick) 9:25, 3rd  
 ID - Woolridge 13 yard run (Farquhar kick) 5:30, 3rd  
 BG - Scheidler 15 yard pass from Sheehan (Norsic kick) 3:40, 3rd  
 BG - Barnes 5 yard pass from Sheehan (Norsic kick) 12:15, 4th  
 ID - Preston 30 yard pass from Enderle (Farquhar kick) 8:32, 4th  
 BG - Geter 2 yard run (Norsic kick) 3:51, 4th  
 BG - Barnes 51 yard pass from Sheehan (Norsic kick) :32, 4th  
 ID - Komar 16 yard pass from Enderle (Enderle to Preston) :04, 4th

### Individual Leaders

#### Rushing

BG - Geter 14-96; ID - Woolridge 22-126

#### Passing

BG - Sheehan 33-47-4 387; ID - Enderle 15-28-4 240

#### Receiving

BG - Barnes 17-219; ID - Preston 4-119

GAME STATISTICS	BG	ID
First Downs	27	19
Rushing	6	8
Passing	18	11
Total Plays-Yards	72-538	66-452
Fumbles: No.-Lost	1-0	0-0
Penalties: No.-Yards	5-35	9-79
Punts: No.-Yards	3-102	7-280
Kick Returns: No.-Yards	7-137	7-176
Punt Returns: No.-Yards	3-2	0-0
Time of Poss.	29:24	30:32

The Bowling Green State University football team got a 51-yard touchdown from Freddie Barnes with 32 seconds remaining to take a 42-35 lead but surrendered a touchdown with four seconds to go, as well as a two-point conversion, to fall 43-42 to the Idaho Vandals in the 2009 Rody's Humanitarian Bowl in Boise, Idaho.

BGSU rallied back from 28-14 and 35-28 deficits to lead with 32 seconds to go but the Vandals drove 66 yards on three plays, including a 50-yard strike to open the drive to get within one at 42-41. After a timeout the Vandals elected to go for two, converting in the back of the endzone for the winning score.

The Falcons opened the scoring with senior quarterback Tyler Sheehan hooking up with Biletnikoff finalist Freddie Barnes on a 35-yard touchdown. Sheehan would call Barnes' number 16 more times, finishing with a Humanitarian Bowl records of 17 receptions for 219 yards, while Sheehan completed 33-of-47 passes for 387 yards and four touchdowns.

Barnes would finish the season with 155 receptions, smashing the all-time NCAA mark of 142, held by Manny Hazzard (Houston) since 1989. For his efforts he was named BGSU's Rody's Humanitarian Bowl Most Valuable Player.

Idaho started the second half off with a bang, scoring a pair of touchdowns in a four minute span to go up 28-14 with 5:30 to go in the third quarter, a spot Bowling Green has seen before and answered.

First, Sheehan connected with fellow classmate Jimmy Scheidler on a 15-yard touchdown with just over three minutes remaining in the third quarter and then found Barnes on an out-route at 12:15 in the fourth to knot the score at 28 apiece.

The Vandals would answer back with a 74-yard drive to once again take the lead, this time, 35-28 with 8:32 to go in the game.

A two-yard Geter touchdown, his second of the game, pushed the score to 35-35 and following a stop by the BGSU defense Sheehan and the Falcons marched 80 yards to take a 42-35 lead with 32 seconds remaining before the final winning drive by Idaho.



# BGSU HISTORY • BOWL GAMES

## 2012 MILITARY BOWL

**San Jose State 29, Bowling Green 20**  
**Dec. 27, 2012 - RFK Stadium**

San Jose	7	3	9	10	-	29
BGSU	3	3	7	7	-	20

SJSU - Nunn 33 yard pass from Fales (Lopez kick) 10:05, 1st  
 BG - Tate 28 yard FG, 3:57, 1st  
 BG - Tate 33 yard FG, 14:55, 2nd  
 SJSU - Lopez 36 yard FG, 1:40, 2nd  
 BG - Samuel 8 yard TD run (Stein kick) 12:05, 3rd  
 SJSU - team safety, 4:18, 3rd  
 SJSU - Jones 18 yard pass from Fales (Lopez kick) 2:16, 3rd  
 BG - Pettigrew 1 yard TD run (Stein kick) 10:26, 4th  
 SJSU - Lopez 27 yard FG, 4:43, 4th  
 SJSU - Eskridge 1 yard TD run (Lopez kick) 2:34, 4th

### Individual Leaders

#### Rushing

BG - Pettigrew 7-59; SJSU - Eskridge 13-33

#### Passing

BG - Schilz 16-35-0 159; SJSU - Fales 33-43 395 2

#### Receiving

BG - Gallon 7-73; SJSU Grigsby 9-134

### GAME STATISTICS

First Downs	SJSU 19	BG 12
Rushing	23-15	30-105
Passing	33-43-0-395-2	16-35-0-159-0
Total Plays-Yards	66-380	65-264
Fumbles: No.-Lost	3-1	1-1
Penalties: No.-Yards	4-30	5-55
Punts: No.-Yards	7-223	8-222
Kick Returns: No.-Yards	6-336	6-337
Punt Returns: No.-Yards	1-24	1-0
Time of Poss.	30:48	29:12

San Jose State took advantage of a key turnover late in the fourth quarter to secure a 29-20 win over Bowling Green in the 2012 Military Bowl Thursday. The Falcon defense was stellar again on Thursday afternoon, holding the Spartans to -15 yards rushing on the afternoon.

San Jose State jumped out to a 7-0 lead with a four play, 79 yard drive, capped off with a 33 yard touchdown pass from David Fales. The Falcon defense made the Spartans one-dimensional all game, as the Spartan rushing attack was ineffective.

The Falcons got on the board with a 28 yard field from Tyler Tate with 3:57 left to play in the first quarter.

After a Gabe Martin blocked punt, the Falcons would get to within one point with another field goal from Tate, this time from 33 yards out.

San Jose State would add a field goal before the half to take a 10-6 lead into the lockerroom.

After the Falcons punted to begin the second half, the defense would come up with a big play to help the struggling offense out. Charlie Walker's rush off the edge produced a huge hit on quarterback David Fales, causing him to fumble. All-American Chris Jones was there to pick it up and return it 21 yards to the San Jose State eight yard line.

On the very next play, Anthon Samuel would take a handoff and scamper into the endzone for the touchdown and a 13-10 Falcon lead.

After a three-and-out late in the third quarter, Brian Schmiedebusch's punt would be blocked by San Jose State's special teams. The ball would carry through the end zone for a safety.

On the very next drive, San Jose State would take the lead on an 18 yard pass from Fales to Chandler Jones.

The Falcons would come right back, as John Pettigrew would find a seam and go 37 yards on a handoff down to the San Jose State one yard line. On the very next play, Pettigrew would punch it in, giving the Falcons another lead at 20-19.

With 4:43 left to play in the game, San Jose State's Austin Lopez would knock home a field goal for a two point Spartan lead. On the next drive, Matt Schilz was hit from behind and would fumble. San Jose State was there to pounce on it.

The Spartans would convert for a touchdown following that turnover.

## 2013 LITTLE CAESARS BOWL

**Pittsburgh 30, Bowling Green 27**  
**Dec. 26, 2013 - Ford Field**

Pittsburgh	7	10	3	10	-	30
BGSU	3	7	10	7	-	27

BGSU - Tate 28 yd field goal, 4:26 (1st)  
 UP - Conner 15 yd run (Blewitt kick), :58 (1st)  
 UP - Blewitt 25 yd field goal, 8:29 (2nd)  
 UP - Boyd 54 yd punt return (Blewitt kick), 6:43 (2nd)  
 BGSU - Bayer 29 yd pass from Johnson (Tate kick), 1:28 (2nd)  
 BGSU - Gates 94 yd kickoff return (Tate kick), 14:49 (3rd)  
 BGSU - Tate 46 yd field goal, 9:52 (3rd)  
 UP - Blewitt 28 yd field goal, 5:59 (3rd)  
 UP - Voytik 5 yd run (Blewitt kick), 9:31 (4th)  
 BGSU - Burbrink 15 yd pass from Johnson (Tate kick), 4:42 (4th)  
 UP - Blewitt 39 yd field goal, 1:17 (4th)

### Individual Leaders

#### Rushing

BG - Greene 18-39; UP - Conner 26-229

#### Passing

BG - Johnson 20-32-2 272; UP - Savage 8-13-0 124

#### Receiving

BG - Joplin 6-86; UP - Boyd 8-173

### GAME STATISTICS

First Downs	UP 21	BG 18
Rushing	39-255	34-10
Passing	13-22-0-232-0	21-33-0-279-2
Total Plays-Yards	61-487	67-289
Fumbles: No.-Lost	0-0	1-0
Penalties: No.-Yards	4-50	4-36
Punts: No.-Yards	4-164	5-273
Kick Returns: No.-Yards-TDs	4-107-0	5-183-1
Punt Returns: No.-Yards-TDs	3-69-1	0-0-0
Time of Poss.	28:50	31:10

Chris Blewitt's field goal with 1:17 remaining gave the University of Pittsburgh a 30-27 win over the Bowling Green State University football team in the Little Caesars Pizza Bowl at Ford Field in Detroit, Mich.

Pitt freshman James Conner ran for 229 yards and a touchdown, while the Panthers' Tyler Boyd had 173 receiving yards and returned a punt 54 yards for a score.

The Panthers had 487 yards of total offense to the Falcons' 289. BGSU quarterback Matt Johnson threw for 272 yards and a pair of scores, completing 20 of 32 passes on the night. For Pitt, Tom Savage was 8-of-13 for 124 yards before leaving the game due to injury late in the first half. Chad Voytik was 5-of-9 for 108 yards in relief.

Pitt had a total of seven quarterback sacks in the game.

On BG's second drive, Johnson found Shaun Joplin for gains of 18 and 17 yards, respectively, on back-to-back plays. Joplin led the BG receivers with six catches and 86 yards vs. the Panthers. The Falcons got into the red zone before the drive stalled, and Tyler Tate kicked a 28-yard field goal to give the Brown and Orange the early lead.

Trailing by a touchdown at halftime, BGSU drew even at the start of the second half, as BooBoo Gates returned the opening kickoff 94 yards for a score. Tate's PAT tied the game with only 11 seconds elapsed.

Tate's return tied the school record for longest kickoff return in history, matching Leon Weathersby's 94-yard return in a 1997 game at Perry Stadium.

The next drive, however, saw the Panthers kick what proved to be the winning field goal. On the second play of that drive, Voytik rolled out and gained 19 yards, giving Pitt a first down at midfield. Conner gained 20 yards on the following play. Voytik handed the ball to Conner on each of the next three plays, gaining a total of nine yards. On that third-down play, Conner was stopped for no gain, but on fourth down, Blewitt's 39-yard kick was good.



# 2022 BGSU FOOTBALL

12 MAC CHAMPIONSHIPS | 13 BOWL GAME APPEARANCES

## BGSU HISTORY • BOWL GAMES

### 2014 CAMELLIA BOWL

Bowling Green 33, South Alabama 28

Dec. 20, 2014 - Cramton Bowl

USA	7	0	7	14	-	28
BGSU	14	6	7	6	-	33

BGSU - Lewis 44 yd pass from Knapke (Tate kick), 11:59 (1st)  
 BGSU - Greene 1 yd run (Tate kick), 7:17 (1st)  
 USA - Houston 44 yd run (Sunanon kick), 5:42 (1st)  
 BGSU - Tate 39 yd field goal, 6:49 (2nd)  
 BGSU - Tate 22 yd field goal, :53 (2nd)  
 USA - Bridge 15 yd run (Sunanon kick), 6:00 (3rd)  
 BGSU - Greene 17 yd run (Tate kick), 4:33 (3rd)  
 USA - Buford-Hughes 18 yd pass from Bridge (Sunanon kick), 11:23 (4th)  
 USA - Timmons 3 yd run (Sunanon kick), 1:20 (4th)  
 BGSU - Lewis 78 yd pass from Knapke (Knapke pass failed), 1:04 (4th)

#### Individual Leaders

##### Rushing

BG - Coppet 16-70; USA - Houston 5-53

##### Passing

BG - Knapke 25-39-2 368; USA - Bridge 20-37-1 279

##### Receiving

BG - Lewis 4-137; USA Woodson 6-122

#### GAME STATISTICS

	USA	BG
First Downs	23	24
Rushing	38-136	49-131
Passing	20-37-2-279-1	26-41-0-369-2
Total Plays-Yards	75-415	90-500
Fumbles: No.-Lost	2-2	2-1
Penalties: No.-Yards	5-48	8-79
Punts: No.-Yards	7-339	7-330
Kick Returns: No.-Yards-TDs	7-139-0	5-115-0
Punt Returns: No.-Yards-TDs	3-12-0	3-8-0
Time of Poss.	25:35	34:25

With 1:04 remaining in the game, quarterback James Knapke found freshman wide receiver Roger Lewis for a 78-yard touchdown to put the Bowling Green State University football team ahead for good, 33-28, over South Alabama in the inaugural Raycom Media Camellia Bowl.

With 1:20 to play in the game, South Alabama had taken the lead on a three-yard rush by running back Terrance Timmons, overcoming a 13-point deficit to take a 28-27 lead.

But, on the first play from scrimmage, Knapke would find Lewis deep down the middle of the field and the freshman would do the rest for his second game-winning touchdown reception of the season.

James Knapke was named Bart Starr Most Valuable Player, passing for 368 yards and two touchdowns – both of which were to Lewis. Lewis finished with a team-high 137 yards receiving in the game, finishing his inaugural campaign with 1,093 receiving yards. He became just the seventh player in BGSU history to have a 1,000-yard season and was the first freshman to ever do so.

On the first drive of the night, Bowling Green would move the ball into South Alabama territory, but would face a 4th-and-2 from the USA 44 yard line. On the fourth down play, Knapke would drop back and find Lewis past his defender for a BGSU touchdown and 7-0 lead.

The Falcons would increase their lead to 14-0 later in the first quarter with a one-yard rush by Travis Greene, capping off a nine play, 93-yard drive for the score. The big play on the drive came on Gehrig Dieter's 53-yard reception from Knapke.

BGSU's Tyler Tate would add two field goals – of 39 and 22 yards – to give the Falcons a 20-7 lead going into the half.

South Alabama would score 14 straight points in the fourth quarter to take the lead, but Knapke's bomb to Lewis would allow the Falcons to come out victorious in the Camellia Bowl. The win for the Falcons marked the first bowl win for the Mid-American Conference since the 2012 season.

### 2015 GODADDY BOWL

Georgia Southern 58, Bowling Green 27

Dec. 23, 2015 - Ladd-Peebles Stadium

GS	9	14	21	14	-	58
BGSU	13	14	0	0	-	27

GS - Ramsby 1 yd run (Koo kick), 8:52 (1st)  
 BGSU - Lewis 45 yd pass from Johnson (Tate kick blocked), 7:29 (1st)  
 GS - Dobson PAT return, 7:29 (1st)  
 BGSU - Moore 15 yd pass from Johnson (Tate kick), 0:33 (1st)  
 BGSU - Dieter 51 yd pass from Johnson (Tate kick), 11:42 (2nd)  
 GS - Fields 26 yd run (Koo kick), 7:53 (2nd)  
 GS - Crockett 31 yd pass from Ellison (Koo kick), 1:27 (2nd)  
 BGSU - Greene 5 yd run (Tate kick), 0:36 (2nd)  
 GS - Upshaw 3 yd run (Koo kick), 7:28 (3rd)  
 GS - Upshaw 80 yd run (Koo kick), 2:55 (3rd)  
 GS - Breida 1 yd run (Koo kick), 1:51 (3rd)  
 GS - Upshaw 8 yd run (Koo kick), 14:55 (4th)  
 GS - Upshaw 52 yd run (Koo kick), 5:25 (4th)

#### Individual Leaders

##### Rushing

BG - Greene 10-79; GS - Upshaw 12-199

##### Passing

BG - Johnson 15-34-3 246; GS - Ellison 3-5-1 65

##### Receiving

BG - Moore 5-83; GS Crockett 1-31

#### GAME STATISTICS

	GS	BG
First Downs	26	15
Rushing	68-452	29-116
Passing	4-8-0-82-1	15-34-0-246-3
Total Plays-Yards	76-534	63-362
Fumbles: No.-Lost	2-0	2-2
Penalties: No.-Yards	5-45	7-59
Punts: No.-Yards	4-175	5-250
Kick Returns: No.-Yards-TDs	3-48-0	3-32-0
Punt Returns: No.-Yards-TDs	1-16-0	2-37-0
Time of Poss.	40:39	19:21

Georgia Southern scored 35 unanswered points in the second half to overcome Bowling Green's 27-23 halftime lead Wednesday evening to defeat the Falcons 58-27 in the GoDaddy Bowl.

Matt Johnson threw three first half touchdowns and Travis Greene scored from five yards out with 36 seconds left in the first half to put the Falcons ahead 27-23.

Bowling Green built a 20-9 second-quarter lead as the Falcons moved the ball well in the first half. Georgia Southern scored the game's first touchdown but Johnson answered by improvising on a fourth-and-one after mishandling the football. He found Roger Lewis for a 45-yard touchdown but Georgia Southern went ahead 9-6 after blocking the extra point and returning it for two points.

Over the next two Georgia Southern drives, the Eagles had just nine yards on six plays and failed to pick up a first down. That gave the Falcons the opportunity to build a lead as Johnson found Ronnie Moore with a shovel pass on an end around for a 15-yard touchdown to make it 13-9.

On the first play of BGSU's first drive of the second quarter, Johnson found Gehrig Dieter streaking down the sideline for a 51-yard touchdown. The eight-second drive was the second-fastest of the season and gave the Falcons a 20-9 lead with 11:42 to play in the first half.

With just 1:27 left in the first half, the Falcons got the ball back and Greene took over. After a seven-yard pass to Dieter to the 41-yard line, Greene ripped off a 52-yard rush to the seven-yard line. Two plays later, he scored from five yards out to give the Falcons a 27-23 halftime lead.

Georgia Southern put the game away in the second half with three third-quarter touchdowns and two more in the fourth.





# BGSU HISTORY • BOWL GAMES

## FALCON BOWL GAME RECORDS

### INDIVIDUAL RECORDS

#### RUSHING

Most Attempts.....31, Chip Otten, vs. Fresno State, 1982  
 Net Yards.....151, P.J. Pope, vs. Memphis, 2004  
 .....136, Chip Otten, vs. Fresno State, 1982  
 .....113, Zeb Jackson, vs. Nevada, 1992  
 Touchdowns.....2, Three Times (Last: Travis Greene, vs. South Alabama 2014)  
 Average per Carry.....11.1, Jeff Davis, vs. Fresno State, 1985 (7/78)  
 Long.....52, Travis Greene, 2015

#### PASSING

Attempts.....50, Josh Harris, vs. Northwestern, 2003  
 Completions.....38, Josh Harris, vs. Northwestern, 2003  
 Yards.....387, Tyler Sheehan vs. Idaho, 2009  
 Interceptions.....3, Brian McClure, vs. Fresno State, 1985  
 Touchdowns.....5, Omar Jacobs vs. Memphis, 2004  
 TD passes by a non-QB.....1, LeRoy Smith, vs. Nevada, 1992 (to QB Erik White)  
 .....1, LeRoy Smith, vs. Fresno State, 1991 (to TE Brent Landman)  
 Completion Pct.:.....760, Josh Harris, vs. Northwestern, 2003 (38/50)  
 Average per Completion.....17.2, Jim Potts, vs. Fresno State, 1961  
 Long.....78, James Knapke to Roger Lewis, vs. South Alabama 2014

#### RECEIVING

Receptions.....17, Freddie Barnes vs. Idaho, 2009  
 Yards.....217, Freddie Barnes vs. Idaho, 2009  
 Touchdowns.....3, Freddie Barnes vs. Idaho, 2009  
 Avg. per Reception.....34.3, Roger Lewis vs. South Alabama, 2014  
 Long.....78, Roger Lewis vs. South Alabama, 2014

#### SCORING

Points.....18, P.J. Pope, vs. Memphis, 2004  
 .....18, Freddie Barnes vs. Idaho, 2009  
 Points (kicker).....10, Shaun Suisham, vs. Memphis, 2004  
 Touchdowns.....3, P.J. Pope, vs. Memphis, 2004  
 .....3, Freddie Barnes vs. Idaho, 2009  
 PAT Attempts.....7, Shaun Suisham, vs. Memphis, 2004  
 PATs Made.....7, Shaun Suisham, vs. Memphis, 2004  
 Field-Goal Attempts.....3, Tyler Tate vs. South Alabama, 2014  
 Field Goals Made.....2, Twice (Last: Tyler Tate vs. South Alabama, 2014)  
 Long FG.....46, Tyler Tate vs. Pittsburgh, 2013

#### PUNTING

Attempts.....7, Twice (Last: Joseph Davidson vs. South Alabama, 2014)  
 Yards.....330, Joseph Davidson vs. South Alabama, 2014  
 Average.....54.6, Brian Schmiedebusch vs. Pittsburgh, 2013  
 Long.....73, Joseph Davidson vs. Georgia Southern, 2015

#### TOTAL OFFENSE

Plays.....71, Josh Harris, vs. Northwestern, 2003  
 Yards.....454, Josh Harris, vs. Northwestern, 2003

#### KICK RETURNS

Punt Returns.....3, Twice (Last: Ryan Burbrink vs. South Alabama, 2014)  
 Punt Return Yards.....21, Charles Sharon vs. Northwestern, 2003  
 .....21, Clint Stephens vs. Georgia Southern, 2015  
 Avg. per PR.....12.0, Ken Burress vs. Nevada, 1992  
 Long.....21, Clint Stephens vs. Georgia Southern, 2015  
 Kickoff Returns.....4, Roger Williams vs. Tulsa, 2007  
 .....4, BooBoo Gates vs. Pittsburgh, 2013  
 KOR Yards.....165, BooBoo Gates vs. Pittsburgh, 2013  
 Avg. per KOR\*.....41.3, BooBoo Gates vs. Pittsburgh, 2013  
 Long.....94, BooBoo Gates vs. Pittsburgh, 2013 (TD)  
 \* minimum 2 returns

#### INTERCEPTIONS

Interceptions.....2, Martin Bayless, vs. Fresno State, 1982  
 Yards.....9, Martin Bayless, vs. Fresno State, 1982  
 Touchdowns.....None  
 Avg. per Return.....23.0, Arch Tunnell, vs. Fresno State, 1961  
 Long.....23, Arch Tunnell, vs. Fresno State, 1961 (1/23)

#### FUMBLES

Fumbles Forced.....2, Keon Newson vs. Northwestern, 2003

### TEAM RECORDS

#### POINTS

Points, Game.....52, vs. Memphis, 2004  
 Points, Half.....35 (1st), vs. Memphis, 2004  
 Points, Quarter.....21 (1st), vs. Memphis, 2004  
 .....21 (4th), vs. Idaho, 2009

#### FIRST DOWNS

First Downs.....30, vs. Northwestern, 2003  
 FD Rushing.....10, vs. Nevada, 1992  
 FD Passing.....21, vs. Northwestern, 2003  
 FD Penalty.....6, vs. Fresno State, 1991

#### RUSHING

Rushing Attempts.....49, vs. South Alabama 2014  
 Net Rushing Yards.....193, vs. Memphis, 2004

#### PASSING

Attempts.....51, vs. Northwestern, 2003  
 Completions.....38, vs. Northwestern, 2003  
 Most Interceptions.....3 vs. Northwestern, 2003  
 .....3, vs. Fresno State, 1985  
 .....3, vs. Fresno State, 1961  
 Fewest Interceptions.....0, vs. Nevada, 1992  
 .....0, vs. Georgia Southern, 2015  
 Yards.....388 vs. Idaho, 2009

#### TOTAL OFFENSE

Plays.....90, vs. South Alabama, 2014  
 Yards.....558, vs. Memphis, 2004  
 Average per play.....7.5 vs. Idaho, 2009

#### PENALTIES

Most Penalties.....11 vs. Fresno State, 1985  
 Most Penalty Yards.....79, vs. South Alabama, 2014  
 Fewest Penalties.....1, vs. Northwestern, 2003  
 Fewest Penalty Yards.....14, vs. Memphis, 2004

#### INTERCEPTIONS

Most Interceptions.....4, vs. Fresno State, 1982  
 Most Return Yards.....24, vs. Fresno State, 1982  
 Fewest Interceptions.....0, vs. Nevada, 1992  
 .....0, vs. Georgia Southern, 2015  
 Fewest Return Yards.....0

#### PUNTING

Punts.....7, Twice (Last: vs. South Alabama, 2014)  
 Yards.....330, vs. South Alabama, 2014  
 Avg.....50.0, vs. Georgia Southern, 2015

#### PUNT RETURNS

Returns.....3, vs. Idaho, 2009  
 .....3, vs. South Alabama, 2014  
 Yards.....37, vs. Georgia Southern, 2015  
 Avg.....18.5, vs. Georgia Southern, 2015

#### KICKOFF RETURNS

Kickoff Returns.....10 vs. Tulsa, 2007  
 Yards.....221, vs. Tulsa, 2007  
 Avg.....22.1, vs. Tulsa, 2007 (10/221)

#### TIME OF POSSESSION

Most.....35:40, vs. Fresno State, 1982  
 Least.....19:21, vs. Georgia Southern, 2015

#### ATTENDANCE

51,286 vs. Northwestern, 2003  
 36,932 vs. Tulsa, 2007  
 34,877 vs. Fresno State, 1991  
 33,145 vs. Fresno State, 1961  
 32,554 vs. Fresno State, 1985  
 30,000 vs. Fresno State, 1982  
 28,656 vs. Georgia Southern, 2015  
 26,726 vs. Idaho, 2009  
 26,259 vs. Pittsburgh, 2013  
 24,000 vs. Memphis, 2004  
 20,256 vs. South Alabama, 2014  
 17,835 vs. San Jose State, 2012  
 15,476 vs. Nevada, 1992



# 2022 BGSU FOOTBALL

12 MAC CHAMPIONSHIPS | 13 BOWL GAME APPEARANCES

## BGSU HISTORY • ALL-MAC PERFORMERS

### First Team ALL-MAC Selections

1952..... Jim Ladd (E)  
 ..... Fred Durig (HB)  
 1953..... Jim Ladd (E)  
 1954..... Jack Hecker (E)  
 1955..... Jack Hecker (E)  
 ..... Kenneth Russell (T)  
 ..... Fred Koch (T)  
 1956..... Kenneth Russell (T)  
 ..... Tim Murnen (G)  
 ..... Harold Peek (C)  
 ..... Vic DeOrio (HB)  
 ..... Jack Giroux (FB)  
 1957..... Tim Murnen (G)  
 ..... Larry Baker (T)  
 ..... Ray Reese (E)  
 1958..... Ray Reese (G)  
 ..... Bob Zimpfer (T)  
 ..... Tom Colaner (E)  
 1959..... Ron Blackledge (E)  
 ..... Bob Zimpfer (T)  
 ..... Bob Colburn (QB)  
 ..... Bernie Casey (HB)  
 1960..... Jerry Croft (T)  
 ..... Jerry Colaner (G)  
 1961..... Dick Newsome (G)  
 ..... Jerry Croft (T)  
 ..... Gary Sherman (G)  
 1962..... Bob Reynolds (T)  
 ..... Gary Sherman (G)  
 ..... Ed Bettridge (C)  
 ..... Don Lisbon (HB)  
 ..... Asa Elsea (K)  
 1963..... Jay Cunningham (HB)  
 1964..... Jay Cunningham (HB)  
 ..... Jerry Jones (T)  
 ..... Tom Reicosky (HB)  
 ..... Jamie Rivers (E)  
 ..... Stew Williams (FB)  
 ..... Heath Wingate (C)  
 ..... Jim Wisser (FB)  
 1965..... Tony Fire (T)  
 ..... Jamie Rivers (E)  
 ..... Joe Souliere (HB)  
 ..... Mike Weger (HB)  
 ..... Stew Williams (FB)  
 ..... Heath Wingate (C)  
 1966..... Jamie Rivers (E)  
 ..... Dick Wagoner (DB)  
 ..... Mike Weger (DB)  
 ..... Heath Wingate (C)  
 1967..... Charles Burley (LB)  
 1968..... Eddie Jones (SE)  
 ..... Joe Green (MG)  
 1969..... Joe Green (MG)  
 ..... Bob Zimpfer (FL)  
 ..... Phil Villapiano (DE)  
 ..... Honester Davidson (DB)  
 1970..... Phil Villapiano (DE)  
 ..... Dave Finley (G)  
 1971..... Paul Miles (TB)  
 ..... John Czerwinski (T)  
 ..... Dennis Maupin (C)  
 1972..... Paul Miles (TB)

..... John Czerwinski (T)  
 ..... Fred Sturt (G)  
 ..... Tom Hall (DT)  
 1973..... Paul Miles (TB)  
 ..... Phil Polak (FB)  
 1974..... Dave Preston (RB)  
 1975..... Steve Studer (C)  
 1976..... John Obrock (T)  
 1978..... Jeff Groth (FL)  
 ..... Mike Wright (QB)  
 1979..... John Spengler (PK)  
 1980..... John Spengler (PK)  
 ..... Todd Gates (DT)  
 1981..... Martin Bayless (DB)  
 ..... Bryant Jones (RB)  
 ..... Jim Phelps (P)  
 1982..... Martin Bayless (DB)  
 ..... Mark Emans (LB)  
 ..... Brian McClure (QB)  
 ..... Jim Phelps (P)  
 ..... Shawn Potts (WR)  
 ..... Andre Young (DT)  
 1983..... Martin Bayless (DB)  
 ..... Mark Dowdell (TE)  
 ..... Mark Emans (LB)  
 ..... Brian McClure (QB)  
 ..... Jim Phelps (P)  
 1984..... Brian McClure (QB)  
 ..... Brian Johnson (C)  
 ..... Stan Hunter (WR)  
 ..... Mark Dowdell (TE)  
 ..... Melvin Marshall (DB)  
 ..... Bernard White (RB)  
 1985..... Stan Hunter (WR)  
 ..... Mike Estep (OG)  
 ..... Brian McClure (QB)  
 ..... Bernard White (RB)  
 ..... Melvin Marshall (DB)  
 ..... Greg A. Johnson (P)  
 1986..... Paul Schweitzer (LB)  
 ..... Greg Johnson (NG)  
 ..... Mike Estep (OG)  
 ..... John Hunter (LB)  
 ..... Greg A. Johnson (P)  
 1987..... Joe Foley (DE)  
 ..... John Hunter (LB)  
 ..... Kyle Kramer (DB)  
 1988..... Kyle Kramer (DB)  
 ..... Reggie Thornton (WR)  
 1989..... Ron Heard (WR)  
 ..... Cris Shale (P)  
 1990..... Cris Shale (P)  
 ..... Terry Wilson (DB)  
 ..... Mark Ross (DL)  
 1991..... Mark Szlachcic (WR)  
 ..... Brett Landman (TE)  
 ..... Erik White (QB)  
 ..... Mark Ross (DL)  
 ..... Terry Wilson (DB)  
 1992..... Mark Szlachcic (WR)  
 ..... Joe Wyse (OL)  
 ..... Erik White (QB)  
 ..... Kevin O'Brien (OLB)  
 ..... Artie Mangham (ILB)

..... Joe Bair (DB)  
 1993..... Joe Wyse (OL)  
 ..... Matt Foley (OL)  
 ..... Zeb Jackson (RB)  
 ..... Rameir Martin (WR)  
 ..... Vince Palko (ILB)  
 ..... Bob Dudley (DL)  
 ..... Clint Frazier (DL)  
 1994..... Ronnie Redd (WR)  
 ..... Chad Bukey (OL)  
 ..... Ryan Henry (QB)  
 ..... Brian Leaver (PK)  
 ..... Vince Palko (LB)  
 ..... Greg Cepek (DL)  
 ..... George Johnson (DB)  
 1995..... Chad Bukey (OL)  
 ..... Derek Schorejs (PK)  
 ..... Jason Woullard (LB)  
 ..... Greg Cepek (DL)  
 1996..... Kevin O'Neill (LB)  
 1997..... Kevin O'Neill (LB)  
 2001..... Robert Redd (WR)  
 ..... Brandon Hicks (NG)  
 2002..... Robert Redd (WR)  
 2003..... Scott Mruzkowski (C)  
 ..... Janssen Patton (CB)  
 ..... P.J. Pope (RB)  
 2004..... Omar Jacobs (QB)  
 ..... Rob Warren (OL)  
 ..... Jovon Burkes (LB)  
 ..... Keon Newson (DB)  
 2006..... Kory Lichtensteiger (OL)  
 ..... Devon Parks (DL)  
 2007..... Kory Lichtensteiger (OL)  
 ..... Diyral Briggs (DL)  
 2008..... Diyral Briggs (DL)  
 2009..... Freddie Barnes (WR)  
 2010..... Kamar Jorden (WR)  
 2011..... Kamar Jorden (WR)  
 ..... Brian Schmiedebusch (P)  
 ..... Dwayne Woods (LB)  
 ..... Chris Jones (DL)  
 2012..... Gabe Martin (LB)  
 ..... Chris Jones (DL)  
 ..... BooBoo Gates (DB)  
 2013..... Dominic Flewellyn (OL)  
 ..... David "Chief" Kekuewa (OL)  
 ..... BooBoo Gates (DB)  
 2014..... Roger Lewis (WR)  
 ..... Ryan Burbrink (PR)  
 2015..... Matt Johnson (QB)  
 ..... Roger Lewis (WR)  
 ..... Travis Greene (RB)  
 ..... Austin Valdez (LB)  
 ..... Joseph Davidson (P)  
 2016..... Scott Miller (WR)  
 ..... Joseph Davidson (P)  
 2017..... Joseph Davidson (P)  
 2020..... Quintin Morris (TE)  
 2021..... Darren Anders (LB)  
 ..... Nate Needham (PK)  
 ..... Christian Sims (TE)

### Second Team ALL-MAC Selections

1953..... Bill Bradshaw (QB)  
 1954..... Tom Kisselle (E)  
 1955..... Tim Murnen (G)  
 ..... Jim Bryan (QB)  
 ..... Carlos Jackson (HB)  
 ..... Tom Kisselle (E)  
 1956..... Don Nehlen (QB)  
 1957..... Don Nehlen (QB)  
 ..... Vic DeOrio (HB)  
 ..... Bob Ramlow (HB)  
 1958..... Jerry Roberts (E)  
 ..... Bob Colburn (QB)  
 ..... Bob Ramlow (HB)  
 ..... Harold Furcron (HB)  
 1959..... Chuck Ramsey (G)  
 ..... Russ Hepner (HB)  
 ..... Jerry Dianiska (FB)  
 1960..... Bob Bird (T)  
 ..... Jim Potts (QB)  
 ..... Don Lisbon (HB)  
 1961..... Bob Reynolds (T)  
 ..... Jim Potts (QB)  
 ..... Russ Hepner (HB)  
 ..... Roger Reynolds (HB)  
 ..... Lou Youskievicz (C)  
 1962..... Jay Cunningham (HB)  
 1963..... Tom Sims (E)  
 ..... Bill Violet (G)  
 ..... Jim Wisser (FB)  
 1966..... Eddie Jones (E)  
 ..... Henry Orr (T)  
 ..... Roger Schmidt (G)  
 ..... Joe Siesel (LB)  
 ..... Dave Seiter (E)  
 ..... Joe Souliere (S)  
 1967..... Joe Green (MG)  
 ..... Dennis Zolciak (LB)  
 1968..... Larry Watson (C)  
 ..... Tom Standing (E)  
 ..... Dave Reese (T)  
 ..... Dennis Zolciak (LB)  
 ..... Dave Polak (LB)  
 ..... Jerry Machovina (HB)  
 1969..... Carl Battershell (T)  
 ..... Dave Finley (G)  
 ..... Vern Wireman (QB)  
 ..... Tom Lloyd (T)  
 ..... Bob Simmons (LB)  
 1970..... Bob Simmons (LB)  
 ..... Tom Merlitti (LB)  
 ..... Lawrence Kelly (S)  
 1971..... Jerry Fields (FB)  
 ..... Fred Sturt (G)  
 ..... Larran Meador (DT)  
 ..... Julius Livas (DB)  
 1972..... John Villapiano (LB)  
 ..... Earl Hargrove (MG)  
 ..... Myron Wilson (DB)  
 ..... Bill Pittman (WB)  
 ..... Phil Polak (FB)  
 ..... Greg Meczka (TE)  
 1973..... Roger Wallace (SE)  
 ..... John Jacquot (T)  
 ..... Kevin Taylor (DE)  
 ..... Tom Hall (DT)



# BGSU HISTORY • ALL-MAC PERFORMERS

1974..... Steve Studer (C)  
 ..... Dave Kulik (G)  
 ..... Gene Jones (T)  
 ..... Dave Brown (MG)  
 ..... Bill Whidden (DE)  
 ..... Jim Reynolds (LB)  
 ..... Art Thompson (DB)  
 1975..... Dan Saleet (FB)  
 ..... Dave Preston (TB)  
 ..... Gene Jones (OT)  
 ..... Dave Brown (MG)  
 ..... Sherrill Jackson (DB)  
 1976..... Jeff Groth (SE)  
 ..... Mark Miller (QB)  
 ..... Dave Preston (RB)  
 ..... Alex Prosak (DT)  
 ..... Greg Kampe (DB)  
 1977..... Greg Kampe (DB)  
 ..... Jack Williams (DT)  
 ..... Doug Smith (OG)  
 ..... Jeff Groth (WR)  
 1978..... Dirk Abernathy (DB)  
 1979..... Bob Harris (OT)  
 ..... Dan Shetler (WR)  
 ..... Tim Ross (DE)  
 1980..... Martin Bayless (DB)  
 ..... Dean Hull (OG)  
 ..... Dan Shetler (WR)  
 1981..... Pat Kennedy (DE)  
 ..... Jac Tomasello (DB)  
 ..... Craig Valentine (DT)  
 1982..... Greg King (OG)  
 ..... John Meek (TE)  
 ..... Chip Otten (TB)  
 ..... Greg Taylor (WR)  
 ..... Stu Tolle (DT)  
 1983..... Stan Hunter (WR)  
 ..... Melvin Marshall (DB)  
 1984..... Greg King (OG)  
 ..... Shawn Simms (DE)  
 ..... Joe Prchlik (MG)  
 ..... Troy Dawson (LB)  
 ..... Greg A. Johnson (P)  
 1985..... Greg Meehan (WR)  
 ..... Mark Nelson (OT)  
 ..... Dave Bittner (OG)  
 ..... Eric Helgesen (C)  
 ..... George Schmelzle (RB)  
 ..... Paul Silvi (PK)  
 ..... Chris Hartman (LB)  
 ..... Vince Villanucci (DL)  
 ..... Mike Foor (DL)  
 ..... Troy Dawson (LB)  
 ..... Dean Bryson (DB)  
 1986..... Mark Nelson (OT)  
 ..... Joe Foley (LB)  
 ..... Kyle Kramer (DB)  
 1987..... Rich Dackin (QB)  
 ..... Mike Otten (RB)  
 ..... Ray Redd (DB)  
 ..... Reggie Thornton (WR)  
 1988..... Cris Shale (P)  
 1989..... Rich Dackin (QB)  
 ..... Reggie Thornton (WR)

1990..... Pat Jackson (TE)  
 ..... Keith Pace (LB)  
 ..... Duane Crenshaw (LB)  
 1991..... Nick Sims (OG)  
 ..... LeRoy Smith (RB)  
 ..... Kevin O'Brien (LB)  
 ..... Paul Harris (DL)  
 ..... Carlos Brooks (DB)  
 1992..... Brad Long (TE)  
 ..... LeRoy Smith (RB)  
 ..... Bob Dudley (DL)  
 ..... Carlos Brooks (DB)  
 ..... Ken Burrell (DB)  
 1993..... Lee Boyer (OLB)  
 ..... Steve Rodriguez (DB)  
 1994..... Rameir Martin (WR)  
 ..... Trevor Stover (TE)  
 ..... Jason Peters (OL)  
 ..... Charlie Williams (DB)  
 1996..... Courtney Davis (RB)  
 ..... Dan King (DL)  
 1997..... Damron Hamilton (WR)  
 1998..... Kurt Gerling (WR)  
 ..... Andy Pollock (P)  
 1999..... Rob Fehrman (OL)  
 ..... Joe O'Neill (LB)  
 2000..... Brandon Hicks (DL)  
 2001..... Khary Campbell (LB)  
 ..... Janssen Patton (CB)  
 2002..... Dennis Wendel (OL)  
 ..... Chris Haneline (LB)  
 ..... Alex Glantzis (DL)  
 ..... Janssen Patton (CB)  
 2003..... Josh Harris (QB)  
 ..... Mitchell Crossley (DE)  
 2004..... Scott Mruczkowski (OL)  
 ..... Kory Lichtensteiger (OL)  
 ..... Shaun Suisham (K)  
 ..... P.J. Pope (RB)  
 ..... Mitchell Crossley (DL)  
 ..... Daniel Sayles (LB), Hon Mention.  
 2005..... Charles Sharon (WR)  
 ..... Omar Jacobs (QB)  
 ..... Kory Lichtensteiger (OL)  
 ..... Derrick Markray (OL)  
 ..... Terriil Mayberry (DB)  
 2006..... Terrel White (LB)  
 2007..... P.J. Mahone (DB)  
 ..... Drew Nystrom (OL)  
 2009..... Jimmy Scheidler (TE)  
 2010..... Eugene Cooper (PR)  
 ..... Dwayne Woods (LB)  
 ..... Bryan Wright (P)  
 2011..... BooBoo Gates (KR)  
 2012..... Jordon Roussos (OL)  
 ..... Brian Schmiedebusch (P)  
 2013..... Travis Greene (RB)  
 ..... Ryan Burbrink (PR)  
 ..... Alex Huettel (OL)  
 ..... Ted Ouellet (DL)  
 ..... D.J. Lynch (LB)  
 ..... Gabe Martin (LB)  
 2014..... Gabe Martin (LB)  
 ..... Alex Huettel (OL)

..... Nick Johnson (CB)  
 2015..... Alex Huettel (OL)  
 ..... Jacob Bennett (OL)  
 ..... Gehrig Dieter (WR)  
 ..... Trent Greene (LB)  
 2016..... Trent Greene (LB)  
 2017..... Teo Redding (WR)  
 ..... Jake Suder (K)  
 2018..... Scott Miller (WR)  
 2019..... Quintin Morris (TE)  
 2021..... Jordan Anderson (DB)

## Third Team ALL-MAC Selections

2007..... Tyler Sheehan (QB)  
 ..... Sinisa Vrvilo (K)  
 ..... Antonio Smith (DB)  
 ..... Freddie Barnes (WR)  
 2008..... Nick Iovinelli (P)  
 2009..... Tyler Sheehan (QB)  
 ..... Shane Steffy (OL)  
 2010..... Willie Geter (RB)  
 ..... Chris Jones (DT)  
 2011..... Ben Bojicic (OL)  
 2012..... Dominic Flewellyn (OL)  
 ..... Dwayne Woods (LB)  
 ..... Ted Ouellet (DL)  
 ..... Cam Truss (DB)  
 2013..... Alex Bayer (TE)  
 2014..... Tyler Tate (K)  
 ..... Bryan Thomas (DL)  
 2015..... Ronnie Moore (WR)  
 ..... Ryan Burbrink (PR)  
 2016..... Tim McAuliffe (OL)  
 ..... Logan Dietz (OL)  
 ..... Fred Coppet (RB)  
 ..... Jamari Bozeman (DB)  
 2017..... Andrew Clair (RB)  
 ..... Nate Locke (LB)  
 2018..... Marcus Milton (DB)  
 ..... Jack Kramer (OL)  
 ..... Andrew Clair (RB)  
 2019..... Kholbe Coleman (LB)  
 2020..... Kholbe Coleman (LB)  
 ..... Bryson Denley (KR)  
 2021..... Karl Brooks (DL)  
 ..... Matt Naranjo (P)  
 ..... Devin Taylor (DB)






## 2022 BGSU FOOTBALL

12 MAC CHAMPIONSHIPS | 13 BOWL GAME APPEARANCES

# BGSU HISTORY • CHAMPIONSHIP TEAMS



### 1956 Team (8-0-1 Overall, 5-0-1 MAC)

Seated (l-r): John Galyas, Dick Bruck, Joe DeLuca, Don Nehlen, Kenny Russell, Harold Peek, Jack Giroux, Dan Hurst, Larry Kent, Tim Murnen, Karl Koepfer, Carlos Jackson. 2nd row: Jim Dreher, Vic DeOrto, Bob Morrill, Dale Pittman, Greg Mee, Jim Young, Frank D'Eramo, Larry Baker, Ed Janeway, Jerry Milazewski, Bill Page, Mahlon Rouch, Ray Bennett, Jim Derr, Bob Ramlow, Brian Lewis, Bill Spencer, Don Cole. 3rd row: Larry Kelly, Pat Collins, Bill Lyons, Sturgal Russell, Jay Knierim, Jim Cordiak, Ray Reese, Max Schindler, Bob Vannett, Norm Salminen, John Valentine, Dan Zunk, Don McFayden, Joe Bates, Dale Huston, Eddie Mack, Freddie Churchill. Not Pictured: Charles Perry; Doyt Perry, head coach; Bob Gibson, assistant coach; Bill Gunlock, assistant coach; Bob Dudley, assistant coach; Bruce Bellard, assistant coach; Forrest Creason, assistant coach.



### 1959 Team (9-0-0 overall, 6-0-0 MAC) - National College Division Champions

Front Row (l-r): Bob Gibson, assistant coach; Chuck Ramsey, Ken Whalen, Al Hoover, Tom Colaner, Bob Zimpfer, Bob Colburn, Jerry Roberts, Dan Roberds, Dave McClain, Doyt Perry, head coach. 2nd row: Bob Dudley, assistant coach; Al Junior, John Ruper, Jerry Dianiska, Glenn Fitch, Joe Spilewski, Ron Blackledge, Jim Grant, Lou Youskievicz, Russ Hepner, Seb LaSpina, graduate assistant. 3rd row: Jim Ruehl, assistant coach; Jim Andrews, Ron Isgro, Jerry Colaner, Bob Bird, Ralph White, Dick Vura, Clarence Mason, Bernie Casey, Chuck Comer, Glenn Sharp, head equipment manager. 4th row: Dick Young, assistant coach; Jack Harbaugh, Arch Tunnell, Ed Travis, Ed Phillips, Dave Radlinski, Bob Reublin, Roger Klicman, Fred Elliott, Ken Fink, Al Studer, Steve Morton, student manager. 5th row: Jim Young, assistant coach; Mervin Ward, Al Kebl, Milt Levy, Jay Loescher, Wayne Mauk, Don Meister, Dick Hunt, Angelo Privitera, Joe Nussbaum, Jim Potts, Bill McKelvey, student manager. 6th row: Bill Mallory, assistant coach; Ray Kwiatkowski, Lloyd Dempsey, Dick Newsome, Chuck Pratt, Ron Williams, Karl Anderson, Jerry Croft, Jay Hershey, Larry Smith, John Galyas, graduate assistant.





# BGSU HISTORY • CHAMPIONSHIP TEAMS



## 1961 Team (8-2-0 overall, 6-1-0 MAC)

Front row (l-r): Don Meister, Russ Hepner, Jim Potts, Ken Fink, Angelo Privitera, Larry Smith, Ray Kwiatkowski, Arch Tunnell, Joe Nussbaum, Al Junior, Dick Newsome, Jerry Croft. 2nd row: Lou Youskievicz, Don Lisbon, Tom Hogrefe, Bert Kennedy, Al Studer, Bob Fearnside, Karl Anderson, Ed Bettridge, Asa Elsea, Ray Bell, Jay Dorsey. 3rd row: Larry Stebleton, Frank Hedges, Roger Reynolds, Tony Ruggiero, Walt Armour, Jim Wasserman, Terry Hartshorn, Doug Parrish, Gary Sherman, Bill Violet, Joe Grant. 4th row: Robert Crofchek, Robert Blue, Keith Sommer, John Doyle, John Haschak, Dick King, Larry Cook, Wayne Smith, Fred Koester, Earl Whiteside. 5th row: Bill Keller, Gary Whitaker, Ron Krueger, Moe Ankney, Fred Phillis, Ken Burke, Dick King, Jerry Ward, Bob Reynolds, Barry Weaver, Willis Jones. 6th row: Jim Ruehl, assistant coach; Mike Malmisur, graduate assistant; Dave McClain, graduate assistant; Dick Young, assistant coach; Bill Mallory, assistant coach; Doyt Perry, head coach; Bob Dudley, assistant coach; Bob Gibson, assistant coach; Tom Jennell, graduate assistant; Glenn Sharp, equipment manager; Al Sawdy, head trainer; Myron Carson.



## 1962 Team (7-1-1 overall, 5-0-1 MAC)

Front row (l-r): Asa Elsea, Tony Ruggiero, Roger Reynolds, Don Lisbon, Bill Keller, Tom Hogrefe, Gary Sherman, Bob Fearnside, Bob Reynolds, Bob Crofcheck, Jim Wasserman, Frank Hedges, Bert Kennedy. 2nd row: Bill Violet, Barry Weaver, Bill Ruiter, Ron Eaton, Fred Phillis, Ed Bettridge, Ken Burke, Mike Witte, Willis Jones, Bob Blue, Ray Bell, Fred Koester. 3rd row: Tony Trent, John Moyer, Ken Hockman, Jerry Harris, Moe Ankney, John Haschak, Tom Sims, Larry Cook, Jerry Ward, Mike Jenks, Paul Polen, Phil Baldwin. 4th row: Jay Cunningham, Wayne Smith, John Doyle, John Larson, Earl Scott, Ron Nestich, Lynn Robinson, Dave Seline, Jay Dorsey, Norm Limpert, Tom Reicosky, Steve Huzicko. 5th row: Bill Kren, Ken Gray, Truman Martin, Jim Wisser, Keith Hamilton, Bill Regnier, Mel Foels, Jim Jones, Earl Whiteside, Guy McCombs, Tony Lawrence, Gary Whitaker. 6th row: Wayne Ambrose, graduate assistant; Angelo Privitera, graduate assistant; Archie Tunnell, graduate assistant; Dick Young, assistant coach; Doyt Perry, head coach; Jim Ruehl, assistant coach; Bill Mallory, assistant coach; Bob Dudley, assistant coach; Bob Gibson, assistant coach; Ron Isgro, graduate assistant; Glenn Sharp, equipment manager; Dale Googins, assistant trainer.






## 2022 BGSU FOOTBALL

12 MAC CHAMPIONSHIPS | 13 BOWL GAME APPEARANCES


# BGSU HISTORY • CHAMPIONSHIP TEAMS

BGSU HISTORY



### 1964 Team (9-1-0 overall, 5-1-0 MAC)

Front row (l-r): Tom Sims, Ken Hockman, Jerry Harris, Mel Foels, Lynn Robinson, Dave Seline, Norm Limpert, Jay Cunningham, John Larson, Tom Reicosky, Jerry Ward, Jim Wisser, Tony Trent, Jim Jones, Tony Lawrence. 2nd row: Russ Jacques, Joe Seisel, Jim Porowski, Heath Wingate, Joe Souliere, Frank Slessman, Dave Cramner, Dick Wagoner, Ray Feilitz, Jim Goings, Dwight Wallace, Mike Pricer, Tom Donohue, Tom Mako, Jerry Jones, Morris Williamson. 3rd row: Bill Bonezzi, Jerry Hunter, Jim Nolting, Bob White, Bob Hughes, John Jennings, Jim Grant, Bill Toth, Bob Heider, Frank Harpold, Bob Pratt, Tom Wright, Tony Fire, Lynn Baker, Bruce Burdick. 4th row: Tim Witte, Al McQuigg, Steward Williams, Phil Moses, Frank Williams, Henry Orr, Jamie Rivers, Bill Earhart, Mike Weger, Jim Violet, Nick Norman, Fritz Snider, Ed Helminger, Tom O'Leary, Paul Rolf, John Sohn. 5th row: Al Gibbs, graduate assistant; Ron Chismar, assistant coach; Chuck Pratt, graduate assistant; Bill Mallory, assistant coach; Bob Gibson, assistant coach; Doyt Perry, head coach; Bob Dudley, assistant coach; Jim Ruehl, assistant coach; Dick Young, assistant coach; Bill Violet, assistant coach; Jim Perry, graduate assistant; Willis Woods, graduate assistant. 6th row: Bill Jones, Charlie Crandall, Ken Kopke, Steve Thomas, Al Sawdy, Head Trainer; Dr. Henry Votsburger, team doctor; Glenn Sharp, equipment manager; Don Woods, John Banks.



### 1965 Team (7-2-0 overall, 5-1-0 MAC) - Co-Champions

Front row (l-r): Jerry, Jones, Tony Fire, Paul Rolf, Nick Norman, Tom O'Leary, John Jennings, Jim Violet, Bill Earhart, Dwight Wallace, Jim Grant, Bob Pratt, Tom Wright, Ed Helminger, Lynn Baker, Fritz Snider. 2nd row: Bob Wolfe, Joe Pearce, Joe Souliere, Joe Siesel, Heath Wingate, Henry Orr, Ray Feilitz, Jim Porowski, John Sohn, Charles Burley, Melvin Williams, Dick Wagoner, Dave Cramner, Larry Bresko, Jim Korpowski. 3rd row: Russ Jacques, Tom Mako, Frank Harpold, Mike Weger, Jim Perry, Bob Hannon, Dick Waring, Bob Heider, Tom Donohue, Paul Garrett, Ernie George, Phil Hapner, Dave Seiter, Frank Giganti. 4th row: Bob White, Jamie Rivers, Stew Williams, Al McQuigg, Tim Witte, Larry Smith, Dave Carpenter, John Shartle, John Gregory, Tom Luettke, Jerry Hunter, Bruce Burdick, Virgil Parker, Bill Becker, Chet Boyer, Roger Schmidt. 5th row: Don Woods, student manager; Ed Montgomery, student manager; John Banks, student manager; Glenn Sharp, equipment manager; Mel Foels, graduate assistant; Elliott Uzelac, assistant coach; Bill Violet, assistant coach; Fred Phillis, graduate assistant; Dick Young, assistant coach; Bob Colburn, graduate assistant; Tom Reicosky, assistant coach; Bob Dudley, assistant coach; Tom Kisselle, assistant coach; James Ruehl, assistant coach; Don Nehlen, assistant coach; Bob Gibson, head coach.






## BGSU HISTORY • CHAMPIONSHIP TEAMS



### 1982 Team (7-5-0 overall, 7-2-0 MAC) - California Bowl II Participant

Front row (l-r): Greg Taylor, Chip Otten, Steve Swan, Larry Stratton, Dave Hagaman, Kevin Browning, Bryant Jones, Andre Young, Terry Gyetvai, Tom Glendening, Shawn Potts, Jim Schumann, Rick Deutsch. 2nd row: Dean Hall, Mark Emans, Clarence Abernathy, John Meek, Jac Tomasello, Eric Barnard, Bruce Bangert, Greg King, Joe Prchlik, David Miller, John Downing, Randy Rowe, Dayne Palsgrove. 3rd row: Stan Brue, Charles Alcorn, Mark White, Ray Rockwell, Andy Stark, Stu Tolle, Don Gregoire, Tony Graham, Martin Bayless, Broderick Knight, Lamont Wagner, Bryan Meek, Jim Frericks. 4th row: Gene Hoffman, Mark Miller, Dan Schriener, Jim Gresbach, Gehad Youssef, Scott Mroczkowski, Ken Babich, Norm Recla, Vic Cales, Shawn Simms, Ted Shingleton, Scott Norris, Mike Welch, Steve Truchly. 5th row: Jim Phelps, Chris Neal, Paul Richards, Brian Johnson, Jim Riemland, Steve Schroeder, Trent Tate, Mark Rader, Harold Moore, Mark Dowdell, Kevin Talley, Pat O'Gara, Chris Hartman, Mike Foor, Vince Villanucci. 6th row: Darryl Story, Bill Kuhlman, Tim Lane, Doug Carrico, Mike Estep, Tom Dunn, Troy Dawson, Steve Bok, George Schmelzle, Andre Fullwood, Andre Jackson, Lawrence Lewis, Brian McClure, Glenn Shupe, Jerry Bayless. 7th row: Bill Jones, head trainer; Kurt McClurg, Judy Imhoff, Todd Music, Mark Stoessner, Vickie Graham, Rob Hassan, Dave Bittner, Doni Jones, Melvin Marshall, Stan Hunter, Joe Sharp, equipment manager; Randy Jones, Bruce Sanborn, Steve Iwanicki, Dan Ries, Dan Reiner. 8th row: Greg Polnasek, graduate assistant; Pete Riesen, assistant coach; Wayne Moses, assistant coach; Tim McConnell, assistant coach; Gerry Solomon, assistant coach; Denny Stolz, head coach; Scott Seeliger, assistant coach; Jim Heacock, assistant coach; Steve Devine, assistant coach; Kit Cartwright, assistant coach; Mark Smith, graduate assistant.



### 1985 Team (11-1-0 overall, 9-0-0 MAC) - California Bowl V Participant

Front Row (l-r): Gerald Bayless, Bill Kuhlman, George Schmelzle, Rick Mitchell, Sean Dykes, Mike Foor, Vince Villanucci, Brian McClure, Troy Dawson, Dan Schriener, Mike Estep, Greg Meehan, Chris Hartman, Norm Recia. 2nd row: Mark Polivka, Will Cox, Stan Hunter, Chris Neal, Joe Boxley, Bernard White, Doug Carrico, Rick Neiman, Stan Brue, John Kaplan, Dave Bittner, Paul Schweitzer, Andre Jackson, Melvin Marshall, Darryl Story. 3rd row: Mark Nelson, Dean Rutan, Joe Foley, Neal Mahoney, Jack Coppess, Mike Otten, Ray Redd, Rick Howard, Erik Johnson, Greg Johnson, John Hunter, Keith Best, Robert Rogers, Greg Studrawa, Chris Plescia. 4th row: Andre Vaughn, Eric Williams, Phil Walker, Michael Jackson, Tony Parker, Bob Adelsperger, Rod King, Mike Murray, Eric Helgesen, Mike Joyce, Doug Bitler, Ken Schriener, Bill McCreary, Bill McClure, Paul Silvi, Greg A. Johnson. 5th row: David Haynes, Fred Turner, Dean Bryson, Tony McCorvey, Derrick Gant, Mark Bongers, Lesley Harris, Jeff Sandru, Mike McGee, Ken Rankin, Eric Smith, Dennis Schiets, Tom Pope, Bill Whan, Ron Todd. 6th row: Phil Moser, Ronald Heard, Reggie Thornton, Derrick Carr, Jeff Davis, Ron Austin, David Kinzie, Pat Clarksean, Wayne Wright, Howard Copeland, Calvin Whitfield, Tom Bonham, Jerry Brooks, Ray Southard. 7th row: Kurt Barto, Assistant Trainer Chris Smalley, Terry Slattery, Steve Pritchard, Dave Kricer, Kyle Kramer, Jason Zeller, Scott Beckley, Larry Lambright, Shawn Zimmerman, Ron Viscounte, Colby Latimer, Tom Addie, Anthony Bell, Mark Sparger. 8th row: Bill Jones, head trainer; Mike Messaros, assistant trainer; Dave Ferkens, Ron Dunn, Bruce Sanborn, Jay Stelzer, Jim Carozza, Dave Wadley, Joe Sharp, equipment manager; Dayne Palsgrove, graduate assistant; Brian Rock, graduate assistant. 9th row: Scott Duncan, assistant coach; Mark Miller, assistant coach; Tim McConnell, assistant coach; Jon Hoke, assistant coach; Denny Stolz, head coach; Ray McCartney, graduate assistant; Reggie Oliver, assistant coach; Ed Schmidt, assistant coach; Mark Smith, assistant coach; Jan Quarless, assistant coach.






# 2022 BGSU FOOTBALL

12 MAC CHAMPIONSHIPS | 13 BOWL GAME APPEARANCES


## BGSU HISTORY • CHAMPIONSHIP TEAMS

BGSU HISTORY



### 1991 Team (11-1-0 overall, 8-0-0 MAC) - California Raisin Bowl Champs

Front row (l-r): Nick Sims, D.J. Ogilvie, Brett Landman, Matt Kregel, Steve Wilbourne, Mark Ross, Paul Harris, Joe Brechun, Todd Powell. 2nd row: Brian Riffle, student trainer, Annette Davidson, assistant trainer, Derek Tefft, student trainer, Brian Sherman, Matt Zelina, Terry Wilson, Pat Gucciardo, Todd Currence, Scott Lindsay, Mike Calcagno, Rachel Zay, student trainer, Hugh Hendrix, student trainer. 3rd row: Chris Henwood, Artie Mangham, Paul Seeley, Dave Bielinski, Mark Szlachcic, Jerry Beattie, Kevin O'Brien, Erik White, Pat Dutton, Pete Kowalski, Brian Nartker, Mike Haack, Bill Jones, head trainer. 4th row: LeRoy Smith, Ken Burruss, Carlos Brooks, Nick Eppert, Tony Parnell, Steve Bosko, Joe Castellano, Jeff Rottinghaus, Bill Strazinsky, Dave Hankins, Tony Lee, Chris Beier. 5th row: Lisa Gray, student equipment manager, Brett Price, Rocco Oddo, graduate assistant coach, Scott Seeliger, assistant head coach, Michael Faragalli, assistant coach, Jack Bush, assistant coach, Joey Batson, strength and conditioning coach, Gary Blackney, head coach, Bob Ligaschsky, assistant coach, Tony Pusateri, assistant coach, Tom Passinault, graduate assistant coach, Bob Babich, assistant coach, Paul Ferraro, assistant coach, Bruce Cunningham, graduate assistant coach, Terry Malone, assistant coach, Frank Yulasz, Joe Sharp, equipment manager. 6th row: Daryle Reitz, Jeff Jones, student equipment manager, Matt Foley, Ben Lee, Zeb Jackson, Matt Mahaney, Joe Wyse, Brad Long, Bob Dudley, Mike Dostall, Clint Frazier, Jason Wulff, Jamie Simmons, Joe Snyder, student equipment manager, Eric Pullins. 7th row: Chad Bukey, Bob Westerkamp, Ryan McElroy, Jermaine Spivey, Lee Boyer, Joe Bair, Ron Thorne, George Johnson, Darnell Staten, Brian Leaver, Tom Pate, Joe Canzoneri, Walter Regula. 8th row: Trevor Stover, Vince Palko, Norman Hammoud, Bob Johnson, Keith Creech, Jason Peters, Curtis Collins, Jason Dolliver, Rameir Martin, Rob Donahue, Joe Joseph, Steve Rodriguez, Greg Cepek. 9th Row: Jason Egger, Cal Bowers, Charlie Williams, Brent Shafer, Randy Hecklinski, Ronnie Redd, Dave Rottinghaus, Kirk Duncan, Brad Grava, Dwaylon Alexander, Tom Moss, Tony Bennett, Eric McGhee, Yusuf Bauswell, Ryan Henry.




### 1992 Team (10-2-0 overall, 8-0-0 MAC) - Las Vegas Bowl Champs

Front row (l-r): Mark Szlachcic, Ken Burruss, Carlos Brooks, Chris Henwood, Kevin O'Brien, Steve Bosko, Mike Haack, Dave Hankins, Jeff Rottinghaus, Nick Eppert, LeRoy Smith. 2nd row: Jason Kreager, Ronnie Redd, Rick Yisha, Joe Canzoneri, Bob Dudley, Jason Peters, Pete Kowalski, Brian Nartker, Joe Wyse, Mike Story, Brad Long, Mike Dostall, Keith Creech, Walt Regula. 3rd row: Bill DiOrio, Joe Joseph, Ken Fink, Shawn George, Jason Dolliver, Curtis Collins, Tri-Captain Dave Bielinski, Tri-Captain Artie Mangham, Tri-Captain Erik White, Paul Sadler, Clint Frazier, Norm Hammoud, Brian Borgman, Vito Cinquepalmi. 4th row: Jermaine Spivey, Brad Grava, Lee Boyer, Bill Crowe, Bob Johnson, Tom Moss, Trevor Stover, Greg Cepek, Dave Bruhowski, Chad Bukey, Bob Westerkamp, Doug Landon, Ron Thorne, Cal Bowers, Brian Leaver. 5th row: Vic James, graduate assistant; Bill Jones, head trainer; Terry Malone, assistant coach; Rocco Oddo, graduate assistant; Scott Seeliger, assistant head coach; Michael Faragalli, assistant coach; Paul Ferraro, assistant coach; Bruce Gregory, assistant coach; Tony Pusateri, assistant coach; Gary Blackney, head coach; Dean Walendzak, graduate assistant; Bruce Cunningham, assistant coach; Jack Bush, assistant coach; Bob Ligaschsky, assistant coach; Mike Ward, strength and conditioning coach; Joe Sharp, head equipment manager; Jim Bridge, graduate assistant. 6th row: Saul Harrison, Andy Tracy, Duan'te Anderson, Ryan McElroy, Matt Mahaney, Akili Hutchinson, Mark Dunaway, Rob Donahue, Rameir Martin, Jason Sheets, Vince Palko, Matt Foley, Kwame Boyd, Maurice Coles, Steve Ayers. 7th row: Charlie Williams, Jamie Simmons, Jason Woullard, Jon Ketron, Chache Leal, Mark Moser, Dwaylon Alexander, Derek Kidwell, Nick Martin, Jason Egger, Willie Gibson, Clyde Butler, Ben Lee, Tom Pate, Ryan Henry. 8th row: Darnell Staten, Darius Card, Steve Hartley, Travis Gibbs, Eric McGhee, Tom Breitigam, George Johnson, Derek Schorejs, Brian Stier, James Kitchen, Dean Metz, Joe Bair, Randy Hecklinski, Steve Rodriguez, Zeb Jackson. 9th row: Annette Davidson, assistant trainer; Jennifer Cielec, student trainer; Frank Yulasz, student trainer; Jean Romans, student trainer; Mike Messaros, assistant trainer; Eric Pullins, student assistant; Dave Rottinghaus, student assistant; Jeff Jones, student manager; Greg Ness, student manager; Andy Pierce, student manager; Brian Essinger, student assistant.





# BGSU HISTORY • CHAMPIONSHIP TEAMS




## 2003 Team (11-3, 7-1 MAC)

### MAC West and Motor City Bowl Champions

**#23 Final AP Poll, #23 ESPN/USA Today Coaches Poll,**

**#24 Final BCS Ranking**

Front Row: Capt. Jovon Burkes, Daniel Sayles, Keon Newson, T.J. Carswell, Tony Hicks, Janssen Patton, Mike Malone, Jesus Yanez, Ryan Lucas, Robert Haley, Capt. Mitch Hewitt, Head Coach Gregg Brandon, Capt. Josh Harris, Jimmy Williams, Capt. Craig Jarret, Will Teague, Vardan Mkhitarian, Rick Mauer, Jeff Runnells, Jason Morton, Cole Magner, James Hawkins, Shaun Suisham. Row 2: Omar Jacobs, Jonathan Jakubowski, Jason Hollingsworth, Van Johnson, P.J. Pope, B.J. Lane, Gavin Powell, Andy Wenstrup, Andy Grubb, Bryan Gardner, Ryan Newble, Scott Mruczkowski, Andrew Hart, Cornelius McGrady IV, Todd DiBacco, Brad Williams, Jelani Jordan, Terril Mayberry, John Nicholson, Justin Martin, DeAudre Perry, Lucas Bartnick. Row 3: Derrick Lett, Nate Fry, Mike Crumpler, Ross Kollar, Jamien Johnson, Steve Navarro, Charles Sharon, Mike Thaler, Monty Cooley, Jonathan Culp, Pascal Kokke, Rob Warren, Matt Leiniger, Steve Sanders, Mitch Crossley, Josef Timchenko, Ted Piepkow, Lavelle Sharpe, Aaron Burkart, Irshad, Bannister, Joe, Dyer, Tim Arnold. Row 4: Andrew Stanford, Jack Battle, Melvin Cole, Patrick Watson, Loren Hargrove, Dan Macon, Kenneth Brantley II, Brandon Jones, Kory, Lichtensteiger, Kevin Huelsman, Will Myles, Terrell White, Victor Tolbert, Blake Shaw, John Lanning, Patrick Curran, Cameron Durham, Landon McCarroll, Virgil Robinson IV, Kyle Cutler. Row 5: Kevin Norris, Sean O'Drobinak, Jeff Perry, Jenkins Reese, Jimmy Carson, Robert Browning, Raishaun Stover, Benji Kennedy, Bryan Jackson, Devon Parks, Drew Nystrom, Edmond Massey, Gregory Hutcherson, Thomas Smith II, Nick Thurman, Matt Emans. Row 6: Head Trainer Doug Boersma, Strength & Cond. Intern Sergio Lund, Head Strength Coach Aaron Hillman, Video Coordinator Billy Crutcher, Asst. Coaches John Bowers, Dennis Springer, Mike Ward, Mick McCall, Troy Rothenbuhler, Steven Wilks, Zach Azzanni, G.A. Gary Fisher, G.A. Matt Campbell, Asst. Coach Greg Studrawa, Tim Beckman.



## 2004 Team (9-3, 6-2 MAC) – GMAC Bowl Champions

Front Row: Shaun Suisham, Gavin Powell, Ryan Newble, Todd DiBacco, T.J. Carswell, Keon Newson, Daniel Sayles, Mike Thaler, Head Coach Gregg Brandon, Scott Mruczkowski, Jovon Burkes, Cole Magner, Cornelius McGrady, James Hawkins, Andrew Hart, Andy Grubb, Andy Wenstrup. Row 2: Steve Sanders, Jonathan Culp, Teddy Piepkow, Omar Jacobs, P.J. Pope, Monte Colley, Rob Warren, Mitchell Crossley, Aaron Burkart, Derrick Lett, Mike Crumpler, B.J. Lane, Drew Nystrom. Row 3: Will Myles, John Nicholson, Brad Williams, Jelani Jordan, Terril Mayberry, Steve Simonton, Jamien Johnson, Terrell White, Lavelle Sharpe, Kenneth Brantley II, Charles Sharon, Tim Arnold, Nate Fry, Donald Sprekel. Row 4: Josef Timchenko, Kyle Cutler, Thomas Smith, Benji Kennedy, Matt Emans, Derrick Markray, Ricky Walston, Dan Macon, John Lanning, Brandon Jones, Jon Jakubowski, Van Johnson. Row 5: Petey Hood, Bryan Jackson, Edmond Massey, Julian Shibley, Kory Lichtensteiger, Steve Navarro, Sean O'Drobinak, Devon Parks, Deaudre Perry, Patrick Watson, Kevin Huelsman, Jeff Fink, Andrew Stanford. Row 6: Sergio Lund, Strength GA, Nate Waldron, Erique Dozier, Diyral Briggs, Andre Boomer, Robert Smith, Brandon Mack, Adrian Baker, Joe Schaefer, Kyle Cox, John Haneline, Pete Winovich, Nick Davis, Josh Waldman, Aaron Kent, Asst. Coach Troy Rothenbuhler. Row 7: Shawn Roche, Student Asst., Brandon Curtis, Tim Merchut, Scott Goodwin, Eric Soltis, Gregg Coreno, Gregory Hutcherson, Jason Washington, Corey Partridge, Marques Parks, Anthony Turner, Michael Woods, Matt Campbell, Asst. Coach. Row 8: Trainer Annette Davidson, Head Trainer, Doug Boersma, John Bowers, Asst. Coach, Dennis Springer, Asst. Coach, Billy Crutcher, Operations, Chris Haneline, G.A. Mick McCall, Asst. Coach, Vance Joseph, Asst. Coach, Mike Ward, Asst. Coach, Zach Azzanni, Asst. Coach, Tim Beckman, Asst. Head Coach, Greg Studrawa, Asst. Coach, Aaron Hillmann, Head Strength Coach.





## 2022 BGSU FOOTBALL

12 MAC CHAMPIONSHIPS | 13 BOWL GAME APPEARANCES

# BGSU HISTORY • CHAMPIONSHIP TEAMS

BGSU HISTORY



## 2007 Team (8-5, 6-2 MAC, T-1st in East) – GMAC Bowl

Row 1: (L-R) Pete Winovich, Curtis VanDemark, Brandon Mack, Andrew Stanford, Kyle Cutler, Loren Hargrove, Antonio Smith, Kory Lichtensteiger, Coach Gregg Brandon, Sean O'Drobinak, Corey Partridge, Pat Watson, Kevin Huelsman, Drew Nystrom, Dan Macon, Matt Emans. Row 2: Brenden Skowronski, Mason Lowery, Aaron Kent, Brandon Curtis, Nick Davis, Joe Schaefer, Jeff Fink, Adrian Baker, Marques Parks, Nate Waldron, Erique Dozier, John Haneline, Sinisa Vrvilo, Richard Spellman, Darius Smith, Brock Werling. Row 3: Josh Dodge, Benjy Kennedy (mgr), Chris Wright, Jimmy Scheidler, Cody Basler, PJ Mahone, Michael Ream, Tony Hunter, Chris Bullock, Garth Hartung, Eric Ransom, Orlando Barrow, Tyler Sheehan, Freddie Barnes, Ryan Crow, Jerrell Parks, Joe Schreuder. Row 4: Nick Byer, Darrian Carter, Josh Scheidler, Roger Williams, Jarett Buckosh, Brady Minturn, Matt Norsic, Anthony Turner, Jermiah Kelley, Calvin Wiley, Jahmal Brown, Freddie Walker, Preston Burrell, Andrew Johnson, Darren Branch, Ryan Riebau. Row 5: Dr. Noftz, Dan Massaro, Jerrson Davis, Tarell Lewis, Craig Rutherford, Nick Iovinelli, Jerett Sanderson, Michael Badowsky, Carlos Tipton, Kevin Alvarado, Angelo Magnone, Zach Akenberger, Scott Lewis, Ben Bojicic, Scott Albert, Mike Burtch, Greg Brabenec. Row 6: Doug Boersma, Giovanni Fillari, Derrick Williams, Calvin Marshall, Mark Wooldridge, Willie Geter, Tyrone Pronty, Aaron Davis, Ray Hutson, Adrian Hodges, Nate Brown, Chris Scheidt, Eugene Fells, Lewis Parks, Nick Rieke, Kevin Zilch. Row 7: Dr. Marlowe, Dr. Barker, Anthony Glaud, Jacob Hardwick, Zach Charles, Alfred Tomlinson, Anthony Mosely, Kenny Lewis, Keston Cheatham, Tyler Donahue, Nick Torresso, Steven Dunlap, Jason Rice, Neal Dahlman, Brandon Jackson, Derek Brighton, Dave Ebersbach. Row 8: Scott Estep, Annette Davidson, Ken Kowalski, Rick Court, Aaron Hillmann, Troy Rothenbuhler, Mike Ward, John Hunter, Deion Melvin, Steve Bird, Doug Phillips, Adam Salon, Matt Campbell, Mick McCall, Brad Wilson, Adam Gonzaga.



## 2013 Team (10-4, 7-1 MAC, 1st East) – Little Caesars Pizza Bowl

Row 1: (L-R) Darrell Hunter, Andre Givens, Brian Sutton, James Knapke, Jordan Hopgood, Ronnie Moore, Chris Gallon, D.J. Lynch, Matt Schilz, Cam Truss, Isaiah Gouridine, Shaun Joplin, Herve Coby, Matt Johnson, Gabe Martin, Devon McKoy, Travis Greene, Jude Adjei-Barimah, Marcus Levy, Ryland Ward, Gehrig Dieter, Austin Valdez. Row 2: Ryan Burbrink, Nolan Dieter, Omar Pierre-Louis, Teo Redding, Eric Harrell, Will Watson, Josh Pettus, Monti Phillips, Aaron Foster, BooBoo Gates, John Klingerman, DanQuis Woods, Alphonso Mack, Nate Locke, Coy Brown III, Fred Coppet, Paul Senn, Matt Robinson, Ryan Pitts, Paul Swan, Victor Osborne, James Sanford, Jamel Martin. Row 3: Evan Karchner, Justin Ford, Patric Hannon, Chris Pohlman, Bryan Thomas, Scott Davis, Jhalil Nashid-Crowley, Charlie Walker, Aaron Banks, Greg Hohenstein, Joe Davidson, Izaah Lunsford, Taylor Royster, Dominic Flewellyn, Logan Dietz, Mike Minns, Alex Huettel, Zac Bartman, Tim Love, Darion Delaney, Darius Holiday, Terrance Bush. Row 4: Spencer Cairo, Gus Schwieterman, Jonathan Fry, Chief Kekuewa, Geno Zappa, Jacob Bennett, Ryan Hunter, Tim McAuliffe, Ben Steward, Christian Piazza, Clay Rolf, Nick Hager, J.J. Beggan, Clark Clancy, Trevor Roop, Kevin Collins, Alex Bayer, Jared Cohen, Diontre Delk, Heath Jackson, Logan Larson. Row 5: Nick Richey, Mike Pechac, Kenny Goodrich, Sam Smith, Jermal Hosley, Kendall Montgomery, Hunter Folkertsman, Tyler Beck, Jairus Campbell, Nick Fields, Zach Colvin, Ted Ouellet, Jason Shepherd, Jake Nachtrab, Brian Scherman, Ronnie Goble, Anthony Farinella, Tyler Tate, Bryan Baird, Chad Bari, Chelsea Lowe, Mike Newman, John Hammersmith. Row 6: Larry McDaniel, Brandon Hourigan, Bill Durkin, Mark Carney, John Hunter, Adam Scheier, Brian Daniels, Dennis Slutak, Marcus Edwards, Dave Clawson, Chris Zuccaro, Jahmal Brown, Aaron Mersham, Alex Stadler, Asil Mulbah, Nick Monroe, Mike Elko, Warren Ruggiero, Rob Neviaser.





# BGSU HISTORY • CHAMPIONSHIP TEAMS



## 2014 Team (8-6, 5-4 MAC, 1st East) – Camellia Bowl Champions

Row 1: (L-R) Darrell Hunter, Roger Lewis, Clint Stephens, Andre Givens, Brian Sutton, Gehrig Dieter, Ronnie Moore, Chris Gallon, D.J. Lynch, Travis Greene, Isaiah Gourdine, Herve Coby, Matt Johnson, Gabe Martin, Nolan Dieter, Diontre Delk, Jude Adjei-Barimah, Ryland Ward, Cody Callaway, Austin Valdez Row 2: (L-R) Ryan Burbrink, Clayton Nicholas, Darnard Turner, Teo Redding, Trenton Greene, Will Watson, Monti Phillips, Brandon English, Trevahn Beery, Nijjah Ballew, Alphonso Mack, Nate Locke, Fred Coppet, Paul Senn, Matt Robinson, Taylor Royster, Victor Osborne, James Sanford, Jack Walz III, Marcus Boomer Row 3: (L-R) Ben Hale, Jalen Dingle, Dominique Carter, Chris Pohlman, Bryan Thomas, Jhalil Croley, Charlie Walker, Aaron Banks, Greg Hohenstein, Joseph Davidson, Izaah Lunsford, Malik Brown, Griff Saunders, Logan Dietz, Mike Minns, Alex Huettel, Zac Bartman, Brian Sanders, Darion Delaney, Tyler King Row 4: (L-R) Terrance Bush, Spencer Cairo, Gus Schwieterman, Austin Labus, Geno Zappa, Jacob Bennett, Ryan Hunter, DeAngelo Ware, Tim McAuliffe, Ben Steward, Christian Piazza, Clay Rolf, Andrew Lucke, J.J. Beggan, Clark Clancy, Robbie Rhodes, Trevor Roop, Brandon Ponczak, Korey Stills Row 5: (L-R) John Klingerman, Heath Jackson, Vito Sosic, Jermal Hosley, Hunter Folkertsma, Kendall Montgomery, Peter Norris, Nick Fields, Zach Colvin, Shannon Smith, David Konowalski, Jake Nachtrab, Corey Madlock, Anthony Farinella, Tyler Tate, Bryan Baird Row 6 (L-R) Vincent Marshall, Mike Lynch, Kevin Anderson, Andrew Sowder, Kennt Goodrich, John Hammersmith, Jeff Sobel, Sean Edinger, Brian Daniels, Chris Zuccaro, Chelsea Lowe, Matthias Reiber, Alfred Castillo Row 7 (L-R) Mike Mickens, Sean Lewis, Matt Mattox, Sterlin Gilbert, Dino Babers, Kim McCloud, Tom Freeman, Nick Monroe, Tom Kaufman, Ben Olson, Derek Shay, Roy Wittke



## 2015 Team (10-4, 7-1 MAC, 1st East) – GoDaddy Bowl

Row 1: (L-R) Sean Lewis, Darrell Hunter, Roger Lewis, Clint Stephens, James Knapke, Gehrig Dieter, Elar Hardy, Chris Gallon, Travis Greene, Dino Babers, Isaiah Gourdine, Brandon Harris, Herve Coby, Matt Johnson, Aaron Banks, Nolan Dieter, Diontre Delk, Jamari Bozeman, Brian Ward. Row 2: (L-R) Mike Lynch, Janarvis Pough, Marcus Milton, Blake Lucky, Quinn Thomas, James Morgan, Austin Valdez, Harrison Roberts, Ryan Burbrink, Darnard Turner, Teo Redding, Trenton Greene, Antonio Sotolongo, Scott Miller, Robert Jackson Jr., Matt Domer, Bobo Jones, Tavaras Wade, Tom Kaufman. Row 3: (L-R) Andrew Sowder, Charles Lamar, Nijjah Ballew, Alfonso Mack, Nate Locke, Fred Coppet, Matt Robinson, Kyle Bobo, Taylor Royster, James Sanford, Jack Walz III, Ben Hale, Sam Crosa, Brian Jennings II, Matthew Finkler, Patric Hanon, David Runnoe, Mike Mickens. Row 4: (L-R) Kim McCloud, Donovan Wilson, Jake Suder, Quintaz Wright, Greg Hohenstein, Joseph Davidson, Izaah Lunsford, Malik Brown, Nico Lautanen, Logan Dietz, Mike Minns, Alex Huettel, Zac Bartman, Brian Sanders, Tyler King, Terrance Bush, Spencer Cairo, Nick Monroe. Row 5: (L-R) Tom Freeman, Gus Schwieterman, Austin Labus, Jack Kramer, Geno Zappa, Jacob Bennett, Ryan Hunter, DeAngelo Ware, Tim McAuliffe, Ben Steward, Christian Piazza, JC Bartok, Andrew Lucke, JJ Beggan, Clark Clancy, Robbie Rhodes, Trevor Roop, Sean Edinger. Row 6: (L-R) Vincent Marshall, Brandon Ponczak, Derek Lee, Tim Tupa, Vito Sosic, Jermal Hosley, Hunter Folkertsma, Deric Phoutavong, Tyler Horstman, Nick Fields, Zach Colvin, Shannon Smith, David Konowalski, Kyle Junior, Tristian Epley, Anthony Farinella, Tyler Tate, Bryan Baird, Ben Olson. Row 7: (L-R) Roy Wittke, Brad Wittke, Jeff LePak, Chris Zuccaro, Mitch Laabs, Tommy Rapier, Hali Sindlinger, Chelsea Lowe, Emily McLelland, Matthias Reiber, Alfred Castillo, Kenny Goodrich, Jeff Sobol, John Pike





## 2022 BGSU FOOTBALL

12 MAC CHAMPIONSHIPS | 13 BOWL GAME APPEARANCES

# BGSU HISTORY • BOWL TEAMS

BGSU HISTORY



**2009 Team (7-6, 6-2 MAC) – Humanitarian Bowl Participant**



**2012 Team (8-4, 6-2 MAC) – Military Bowl Participant**





# BGSU HISTORY • PLAYERS IN THE NFL

Year	Name	Drafted By	Round	Other Teams (Yrs. Played)
1949	Max Minnich	Los Angeles	10th	
1950	Jack Woodland	Cleveland	24th	Erie (Penn.) Bears
	Bob Schnelker	Cleveland	29th	Philadelphia (1953), NY Giants (1954-60), Minnesota (1961), Pittsburgh (1961)
1953	Fred Durig	San Francisco	16th	
1956	Jack Hecker	Cleveland	9th	
1957	Ken Russell	Detroit	6th	(1957-59)
1958	Karl Koepfer	Detroit	8th	(1958)
	John Murnen	Baltimore	19th	
1960	Bob Zimpfer	Denver	1st	
1961	Bernie Casey	San Francisco	1st	(1961-66), Los Angeles (1961-68)
	Bob Reublin	NY Titans (AFL)	9th	
	Clarence Mason	NY Giants	19th	
	Ralph White	Green Bay	16th	
		Baltimore	11th	
		Houston (AFL)	9th	
	Jack Harbaugh	Buffalo (AFL)	25th	
	Bob Bird	Houston (AFL)	11th	
1962	Karl Anderson	Detroit	11th	
	Jerry Croft	Baltimore	5th	
		Buffalo (AFL)	11th	
1963	Robert Fearnside	Los Angeles	13th	
	Gary Sherman	Cleveland	19th	
		Boston (AFL)	21st	
	Bob Reynolds	St. Louis	2nd	(1963-71, 73), New England (1972-73)
	Don Lisbon	San Francisco	3rd	(1963-64)
1964	Tony Lawrence	St. Louis	10th	
		Boston (AFL)	21st	
1965	Jay Cunningham	Boston (AFL)	13th	(1965-67)
1966	Jerry Jones	Atlanta	2nd	(1966), New Orleans (1967-69)
		Denver (AFL)	7th	
	Tony Fire	Cleveland	11th	
	Heath Wingate	Washington	13th	(1967)
		Boston (AFL)	4th	
	Bill Earhart	Buffalo (AFL)	17th	
1967	Mike Weger	Detroit	9th	(1967-75), Houston (1976-77)
	Stew Williams	Green Bay	6th	
	Dick Wagoner	Minnesota	17th	
	Jamie Rivers	St. Louis	5th	(1968-73), NY Jets (1974-75)
1969	Richard Perrin	NY Giants	13th	
1970	Dave Polak	Baltimore	13th	
	Honestor Davidson	Cleveland	8th	
	Tom Lloyd	St. Louis	5th	
1971	Phil Villapiano	Oakland	2nd	(1971-79), Buffalo (1980-83)
1973	John Czerwinski	NY Jets	16th	
	Fred Sturt	St. Louis	3rd	Washington (1974), New England (1976-78), New Orleans (1978-81)
1974	Tony Bell	Baltimore	4th	
	Paul Miles	Baltimore	8th	
	Myron Wilson	Detroit	16th	Memphis (WFL)
	Phil Polak	Philadelphia	10th	
	Roger Wallace	St. Louis	12th	NY Giants (1976), Memphis (WFL)
	Greg Meczka	San Diego	15th	
1976	Gene Jones	New Orleans	16th	
1977	Dave Preston	New England	12th	Denver (1978-83); Denver (USFL)
1978	Mark Miller	Cleveland	3rd	(1978-79); Green Bay (1980); Michigan (USFL)
	Jack Williams	St. Louis	6th	Ottawa (CFL) (1978-86)
1979	Jeff Groth	Miami	8th	(1979), Houston (1979-80), New Orleans (1981-85)
	Dirk Abernathy	Oakland	12th	
1980	Bob Harris	Philadelphia	9th	
1983	Andre Young	Cincinnati	12th	Denver (USFL), Calgary (CFL)
1984	Martin Bayless	St. Louis	4th	(1984), Buffalo (1984-86), San Diego (1987-91), Kansas City (1992-93, 95-96), Washington (1994)
1986	Mark Emans	Green Bay	12th	
1989	Brian McClure	Buffalo	12th	(1987)
	Kyle Kramer	Cleveland	5th	(1989)
1990	Reggie Thornton	Minnesota	5th	Indianapolis (1991), Cincinnati (1993), Birmingham (CFL) (1994)
	Ronald Heard	Pittsburgh	6th	
	Derrick Carr	New Orleans	8th	
1991	Cris Shale	Washington	10th	
1994	Charlie Williams	Dallas	3rd	(1995-00)
2004	Josh Harris	Baltimore Ravens	6th	
2005	Scott Mruczkowski	San Diego	7th	San Diego (2005-11)
2006	Omar Jacobs	Pittsburgh	5th	
2008	Kory Lichtensteiger	Denver	4th	Minnesota Vikings (2008), Washington Redskins (2010-16)
2013	Chris Jones	Houston	6th	New England (2013-15), Miami (2016), San Francisco (2016)
2019	Scott Miller	Tampa Bay	6th	Tampa Bay (2019-pr)

## FREE AGENTS

Jude Adjei-Barimah - Tampa Bay 2015-16; Larry Baker - NY Titans (AFL), 1960; Alex Bayer - St. Louis 2014; Gerald Bayless - Cleveland, Atlanta, 1987-88; Tyler Beck - New England, 2014; Ed Bettridge - Cleveland, 1964; Bill Bradshaw - Baltimore, 1953; Carlos Brooks - Arizona, Barcelona (World League), 1995-97; Freddie Barnes, Chicago (NFL), 2009; Dyrall Briggs - San Francisco 49ers, 2008; Ben Bojicic - Cincinnati, 2012; Kenneth Burke - Saskatchewan (CFL), Green Bay, 1964-65; Ken Burress - Seattle, Winnipeg (CFL) 1993-96; Khary Campbell - Dallas, 2002, New York Jets, 2003; Jaius Campbell - Baltimore, Kansas City 2014; Chester Chapman - Detroit, Charlotte (AFL), 1934; Dave Cranmer - Calgary (CFL), 1969; Duane Crenshaw - Columbus (Arena League), 1991-92; Shawn Daniels - Dallas, Ottawa (CFL), Calgary (CFL), Montreal (CFL), Saskatchewan (CFL), 1989-99; Ryan Diepenbrock - Buffalo, 2001; Gehrig Dieter, Kansas City Chiefs, 2017-21; Doug Dorley - Cincinnati, 2000; Sean Dykes - San Diego, NY Jets, Saskatchewan (CFL), San Antonio (WFLA), 1988-92; Mike Estep - NY Jets, 1987-88; Rob Fehrman - Pittsburgh Steelers, 2001; Chris Glantzis - Detroit, 2002; Joe Green - NY Giants, Houston, 1970-74; Tom Hall - Memphis (WFL), 1974; Brandon Hicks - Indianapolis, 2002; John Hunter - 49ers, 1989; Ryan Hunter - Kansas City Chiefs (2018-19); Los Angeles Chargers (2020-pr.); Stan Hunter - NY Giants, NY Jets, 1986-87; John Jacquot - Memphis (WFL), 1974; George Johnson - Philadelphia, Toronto (CFL), 1995; Greg A. Johnson - Detroit, 1988; Matt Johnson - Cincinnati, 2016; Kamar Jorden - Minnesota, Calgary (CFL) 2012-present, 2014; Anthony Kijanko - Cleveland Browns, 1972; Dave Kinzie - Toronto (CFL), 1989; Jim Ladd - Chicago Cardinals, 1954-56; Roger Lewis - New York Giants, 2016-17; Izaah Lunsford NY Giants, Green Bay, 2017-18; D.J. Lynch - New England Patriots, 2015; Cole Magner - Atlanta, 2005; Bob Martin - Jacksonville (WFL) 1974, Gabe Martin - Arizona, 2015-17; Mike McGee - New England, 1989; Greg Meehan - San Diego, Cincinnati, 1986-88; Kendall Montgomery - Miami, 2015; Tom Moriarty - Atlanta, Pittsburgh, Michigan (USFL), 1977-83; Quintin Morris - Buffalo, 2021; Mark Nelson - Kansas City, 1987; Keon Newson, St. Louis, 2005; Kevin O'Brien - Buffalo, Sacramento (CFL), Barcelona (World League), New England, Barcelona (World League), 1993-96; Mike Obrovac - Cincinnati, Green Bay, 1981-85; Joe O'Neill - Detroit, 2000; Kevin O'Neill - Detroit, 1998; Janssen Patton, Pittsburgh - 2003; John Park - British Columbia (CFL), 1981-88; P.J. Pope - Chicago, 2006; Shawn Potts - Cleveland, Pittsburgh, Chicago, Houston (USFL), Buffalo, 1983-86; Tim Quinn - Chicago (WFL), 1974; Robert Redd - Indianapolis, 2003; Teo Redding - Detroit, Washington, Green Bay, New York (XFL), Montreal (CFL), Houston (USFL), 2018-pres; Roger Reynolds - NY Giants, 1969; Tim Ross - New England, 1981; Jordon Roussos - Seattle, 2013; Dan Saleet - Cleveland, 1978; Tom Saleet - NY Jets, 1978; Steve Sanders - Cleveland, 2006; Derek Schorejs - Cincinnati, Cleveland, 1999; Tyler Sheehan, Houston (NFL), 2009, Edmund Siminski - Buffalo (AFL), 1940; Charles Sharon - Jacksonville, 2006; Antonio Smith - Cleveland Brown, 2008, Doug Smith - Los Angeles Rams, 1978-92; John Spengler - Detroit, 1981; Shaun Suisham-Dallas, Washington, Pittsburgh, 2005-14; Devin Taylor - Washington, 2022; Stu Tolle - Cleveland, 1985; Vince Villanucci - Buffalo, Toronto (CFL), Green Bay, 1986-87; John Villapiano - Houston (WFL), 1973; Erik White - Indianapolis, Toronto (CFL), British Columbia (CFL), 1993-96; Terry Wilson - Houston, 1992; Ryan Wingrove - Atlanta, 2002, New York Jets, 2003; Gehad Youssef - New England, Miami, 1984-86.

*Earliest selection: Bernie Casey (1961), 9th player overall  
(National Football League team unless otherwise noted)*



# 2022 BGSU FOOTBALL

12 MAC CHAMPIONSHIPS | 13 BOWL GAME APPEARANCES

## RECORD BOOK • INDIVIDUAL GAME RECORDS

### RUSHING

#### Most Attempts

Game	46	Bryant Jones vs. Kent, 1981
Season	324	Dave Preston, 1974
Career	830	Dave Preston, 1973-76

#### Net Yards

Game	225	Darryl Story vs. Ball State, 1983
Season	1,594	Travis Greene, 2003
Career	3,852	Travis Greene, 2011-15

Game/QB	158	Freddie Barnes vs. Wisconsin, 2006
Season/QB	830	Josh Harris, 2003
Career/QB	2,473	Josh Harris, 2000-03

#### Rushing Touchdowns

Game	5	Dave Preston vs. Dayton, 1974
Season	20	Josh Harris, 2002
Career	43	Josh Harris, 2000-03

#### Average Yards Per Carry

Season	6.8	Andrew Clair, 2017
Career	5.8	Josh Cleveland, 2016-17

### PASSING

#### Attempts

Game	73	James Knapke, vs. Indiana, 2014
Season	575	Tyler Sheehan, 2009
Career	1,494	Tyler Sheehan, 2006-09

#### Completions

Game	46	James Knapke, vs. Indiana, 2014
Season	383	Matt Johnson, 2015
Career	966	Tyler Sheehan, 2006-09

#### Yards

Game	505	Tyler Sheehan at Kent State, 2009
Season	4,946	Matt Johnson, 2015
Career	10,280	Brian McClure, 1982-85

#### Interceptions

Game	6	Ryan Henry vs. Louisiana Tech, 1995
Season	16	Brian McClure, 1983
Career	58	Brian McClure, 1982-85

#### Touchdowns

Game	6	Ryan Henry vs. Ball State, 1994
		Matt Johnson at Maryland, 2015
Season	46	Matt Johnson, 2015
Career	73	Matt Johnson, 2011-15

#### Completion Percentage

Game	.928	Ryan Henry vs. Akron, 1994 (13/14)
Season	.673	Matt Johnson, 2015 (383/569)
Career	.654	Matt Johnson, 2011-15 (655/1002)

#### Average Yards Per Completion

Season	18.0	Bill Bradshaw, 1953
Career	19.0	Bill Bradshaw, 1952-54

### SCORING

#### Points Scored (Non-Kickers)

Game	30	Dave Preston vs. Dayton, 1974
Season	134	Josh Harris, 2002
Career	284	Josh Harris, 2000-03

#### Points Scored (Kickers)

Game	19	Carl Bachman vs. Findlay, 1921
Season	114	Tyler Tate, 2013
Career	361	Shaun Suisham, 2001-04

#### Touchdowns

Game	5	Dave Preston vs. Dayton, 1974
		Orville Raberding vs. Findlay, 1921
Season	22	Josh Harris, 2002
Career	47	Josh Harris, 2000-03

#### Point After Touchdown Attempts

Game	10	Nate Fry vs. Temple, 2005
		Shaun Suisham at Temple, 2004
Season	81	Tyler Tate, 2015
Career	226	Shaun Suisham, 2001-04

#### Field Goals Made

Game	5	Brian Leaver vs. Kent, 1994
Season	23	Tyler Tate, 2014
Career	56	Tyler Tate, 2011-14
Consec.	16	Nate Needham, 2021

### RECEIVING

#### Receptions

Game	22	Freddie Barnes at Kent State, 2009
Season	155	Freddie Barnes, 2009
Career	297	Freddie Barnes, 2006-09

#### Yards

Game	278	Freddie Barnes at Kent State, 2009
Season	1,770	Freddie Barnes, 2009
Career	3,450	Charles Sharon, 2002-05

#### Touchdowns

Game	4	Jeff Groth vs. Grand Valley, 1978
Season	19	Freddie Barnes, 2009
Career	34	Charles Sharon, 2002-05

#### Average Yards Per Reception

Season	21.7	Bob Schnelker, 1949
Career	20.8	Jack Hecker, 1953-55

### PUNTING

#### Attempts

Game	13	Max Minnich vs. Ohio, 1947
Season	82	Joseph Davidson, 2014
Career	257	Joseph Davidson, 2014-17

#### Yards

Game	593	Cris Shale, vs. CMU, 1990
Season	3,497	Joseph Davidson, 2014
Career	11,412	Joseph Davidson, 2014-17

#### Average Yards Per Punt

Game	60.5	Joseph Davidson, vs. Ball St., 2014
Season	46.8	Cris Shale, 1990
Career	44.4	Joseph Davidson, 2014-17

### TOTAL OFFENSE

#### Plays

Game	81	James Knapke, vs. Indiana 2014
Season	709	Josh Harris, 2002
Career	1,771	Tyler Sheehan, 2006-09

#### Yards

Game	527	Josh Harris vs. Northern Illinois, 2003
Season	5,105	Matt Johnson, 2015
Career	10,535	Tyler Sheehan, 2006-09

### KICK RETURNS

#### Punt Returns

Game	10	Bob Harris vs. C. Michigan, 1950
Season	35	Robert Redd, 2001
Career	82	Charles Sharon, 2002-05

#### Punt Return Yardage

Game	152	Bob Zimpfer
		vs. Quantico Marines, 1967
Season	385	Robert Redd, 2001
Career	958	Bob Zimpfer, 1967-69

#### Kickoff Returns

Game	8	Reggie Thornton vs. TCU, 1988
Season	44	Roger Williams, 2009
Career	99	Roger Williams, 2006-09

#### Kickoff Return Yardage

Game	177	Reggie Thornton vs. TCU, 1988
Season	981	BooBoo Gates, 2011
Career	2,139	Roger Williams, 2006-09

### INTERCEPTIONS

#### Pass Interceptions

Game	3	Janssen Patton vs. Kent St., 2000
		vs. Western Michigan, 2003
		vs. Northern Illinois, 2003
		Carlos Brooks vs. Kent State, 1992
		Martin Bayless vs. Ball State, 1983
		Jac Tomasello vs. Kent, 1981
		Shawn Simms vs. Toledo, 1981
		Arch Tunnell vs. Cal Poly SLO, 1960
		Jack Harbaugh vs. Delaware, 1959
Season	12	Max Minnich, 1948
Career	27	Martin Bayless, 1980-83

#### Interception Yards

Game	127	Julius Livas vs. Miami, 1971
Season	220	P.J. Mahone, 2007
Career	273	Martin Bayless, 1980-83

#### NOTE

***Bold/Italic*** -- Active players in 2022



# RECORD BOOK • INDIVIDUAL GAME RECORDS

## SINGLE GAME

### Rushing Attempts

46.....	Bryant Jones vs. Kent State, 1981
43.....	Keylan Cates vs. Ohio, 1995
41.....	Dave Preston vs. San Diego State, 1974
38.....	Andre Givens vs. Kent State, 2014
38.....	Dave Preston vs. Toledo, 1974
37.....	Paul Miles vs. Toledo, 1983
37.....	Darryl Story vs. Ball State, 1983
37.....	Bryant Jones vs. Cent. Michigan, 1982
37.....	Dave Preston vs. So. Mississippi, 1974

### Net Yards Rushing

225.....	Darryl Story vs. Ball State, 1983
220.....	Steve Holmes vs. Kent State, 1998
217.....	Paul Miles vs. Marshall, 1972
212.....	Bryant Jones vs. Kent State, 1981
206.....	Fred Durig vs. Bradley, 1951
205.....	Chip Otten vs. Eastern Michigan, 1982
205.....	P.J. Pope vs. Western Michigan, 2004
203.....	Willie Geter vs. Kent State, 2007

### Rushing Touchdowns

5.....	Dave Preston vs. Dayton, 1974
4.....	Bernard White vs. Eastern Michigan, 1985
4.....	Bernard White vs. Richmond, 1984
4.....	Paul Miles vs. Marshall, 1972
4.....	Julius Livas vs. Kent State, 1970
4.....	Fred Matthews vs. Marshall, 1968
4.....	Chuck Radich vs. Temple, 1966

### Passing Attempts

73.....	James Knapke vs. Indiana, 2014
63.....	Tyler Sheehan at Kent State, 2009
62.....	Tyler Sheehan at Marshall, 2009
60.....	Omar Jacobs vs. Toledo, 2004
59.....	Matt Johnson at Purdue, 2015
59.....	Brian McClure vs. Toledo, 1983
56.....	Rich Dackin vs. Eastern Michigan, 1987
55.....	Matt Johnson at Maryland, 2015
55.....	Matt Schilz vs. Wyoming, 2011
55.....	Tyler Sheehan vs. Central Michigan, 2009

### Pass Completions

46.....	James Knapke vs. Indiana, 2014
44.....	Tyler Sheehan at Kent State, 2009
43.....	Matt Johnson at Purdue, 2015
43.....	Tyler Sheehan at Marshall, 2009
38.....	Josh Harris vs. Northwestern, 2003
37.....	Tyler Sheehan vs. Idaho, 2009
37.....	Brian McClure vs. Eastern Michigan, 1983
36.....	Matt Johnson at Maryland, 2015
36.....	Omar Jacobs vs. Toledo, 2004
35.....	Brian McClure vs. Toledo, 1983
35.....	Tyler Sheehan vs. Central Michigan, 2009

### Yards Passing (Min. 400 yards)

505.....	Tyler Sheehan at Kent State, 2009
491.....	Matt Johnson at Maryland, 2015
479.....	Brian McClure vs. Ohio, 1985
458.....	Omar Jacobs vs. Wisconsin, 2005
450.....	Matt Johnson vs. UMass, 2015
443.....	Matt Johnson vs. Memphis, 2015
443.....	James Knapke at UMass, 2014
438.....	Josh Harris vs. Northern Illinois, 2003
437.....	Matt Schilz vs. Wyoming, 2011
430.....	Matt Johnson, at Kent State, 2015
427.....	Brian McClure vs. Eastern Michigan, 1983
424.....	Matt Johnson at Tennessee, 2015
415.....	Omar Jacobs vs. Toledo, 2004
407.....	Brian McClure vs. Central Michigan, 1983
402.....	Matt Johnson at Purdue, 2015
402.....	Josh Harris vs. Northwestern, 2001

### Touchdown Passes

6.....	Matt Johnson at Maryland, 2015
6.....	Ryan Henry vs. Ball State, 1994
5.....	James Morgan at Toledo, 2016
5.....	Matt Johnson at Kent State, 2015
5.....	Matt Johnson vs. Akron, 2015
5.....	Matt Johnson vs. UMass, 2015
5.....	Matt Johnson vs. NIU, 2013
5.....	Matt Schilz vs. Morgan State, 2011
5.....	Omar Jacobs vs. Wisconsin, 2005
5.....	Omar Jacobs vs. Memphis, 2004
5.....	Omar Jacobs vs. Marshall, 2004

### Passing Percentage (Min. 10 att.)

.929.....	Ryan Henry vs. Akron, 1994 (13-14)
.917.....	Jim Bryan vs. Baldwin-Wallace, 1955 (11-12)
.900.....	James Morgan at Ohio State, 2016 (9-10)
.900.....	Brian McClure vs. C. Michigan, 1982 (9-10)
.900.....	Bill Lyons vs. Baldwin-Wallace, 1952 (9-10)
.846.....	Steve Swan vs. Long Beach State, 1982 (11-13)
.846.....	Matt Johnson vs. UMass, 2015 (33-39)

### Receptions

22.....	Freddie Barnes at Kent State, 2009
17.....	Freddie Barnes vs. Idaho, 2009
17.....	Freddie Barnes vs. Marshall, 2009
16.....	Roger Lewis vs. Indiana, 2014
15.....	Roger Lewis at Maryland, 2015
15.....	Freddie Barnes vs. Troy, 2009
14.....	Freddie Barnes vs. Central Michigan, 2009
14.....	Kamar Jorden at Tulsa, 2010
14.....	Corey Partridge vs. Toledo, 2007
14.....	Robert Redd vs. Northern Illinois, 2002

### Reception Yards (Min. 200 yards)

278.....	Freddie Barnes at Kent State, 2009
261.....	Roger Lewis vs. Memphis, 2015
219.....	Freddie Barnes vs. Idaho, 2009
215.....	Robert Redd vs. Marshall, 2001
213.....	Chris Gallon vs. Kent State, 2012
209.....	Robert Redd vs. Missouri, 2002
206.....	Scott Miller vs. Western Michigan, 2018
203.....	Kamar Jorden vs. Kent State, 2011
201.....	Roger Lewis at Buffalo, 2015
200.....	Roger Lewis at Maryland, 2015

### Touchdown Receptions

4.....	Jeff Groth vs. Grand Valley, 1978
4.....	Eugene Cooper vs. Morgan State, 2011
3.....	(Most recently by Scott Miller at Toledo, 2016)

### Touchdowns Scored

5.....	Dave Preston vs. Dayton, 1974
4.....	Bernard White vs. Eastern Michigan, 1985
4.....	Bernard White vs. Richmond, 1984
4.....	Jeff Groth vs. Grand Valley, 1978
4.....	Eugene Cooper vs. Morgan State, 2011
4.....	Paul Miles vs. Marshall, 1972
4.....	Julius Livas vs. Kent State, 1970
4.....	Fred Matthews vs. Marshall, 1968
4.....	Chuck Radich vs. Temple, 1966

### TDs Rushing, Throwing and Receiving

6.....	Matt Johnson at Maryland, 2015
6.....	(6 passing)
6.....	Matt Johnson at Kent State, 2015
6.....	(5 passing, 1 rushing)
6.....	Josh Harris vs. Northwestern, 2001
6.....	(4 passing, 1 rushing, 1 receiving)
6.....	Ryan Henry vs. Ball State, 1994
6.....	(6 passing)

### Points Scored

30.....	Dave Preston vs. Dayton, 1974
24.....	Bernard White vs. Eastern Michigan, 1985
24.....	Bernard White vs. Richmond, 1984
24.....	Jeff Groth vs. Grand Valley, 1978
24.....	Paul Miles vs. Marshall, 1972
24.....	Julius Livas vs. Kent State, 1970
24.....	Fred Matthews vs. Marshall, 1968
24.....	Chuck Radich vs. Temple, 1966

### Points Scored By Kicking

19.....	Carl Bachman vs. Findlay, 1921
16.....	Brian Leaver vs. Kent State, 1994
16.....	Tyler Tate vs. Eastern Michigan, 2013
15.....	Jason Zeller vs. Kent State, 1989
15.....	Tyler Tate vs. Indiana, 2014
14.....	Sinisa Vrvilo vs. Akron, 2007
14.....	Tyler Tate vs. UMass, 2015
14.....	Jake Suder vs. Kent State, 2017
14.....	Nate Needham at NIU, 2021
13.....	Don Taylor vs. Toledo, 1974
13.....	Derek Schorejs vs. Temple, 1995
13.....	Jake Suder vs. South Dakota, 2017

### Extra Point Attempts

22.....	Carl Bachman vs. Findlay, 1921
10.....	Nate Fry vs. Temple, 2005
10.....	Shaun Suisham at Temple, 2004
9.....	Al Silva vs. Ball State, 1968
9.....	Shaun Suisham vs. Eastern Kentucky, 2003
9.....	Shaun Suisham vs. Liberty, 2003

### Extra Points Made

19.....	Carl Bachman vs. Findlay, 1921
10.....	Nate Fry vs. Temple, 2005
10.....	Shaun Suisham at Temple, 2004
9.....	Shaun Suisham vs. Eastern Kentucky, 2003

### Field Goals Made

5.....	Brian Leaver vs. Kent State, 1994
4.....	Don Taylor vs. Toledo, 1974
4.....	Tyler Tate vs. Indiana, 2014
4.....	Jake Suder vs. South Dakota, 2017
4.....	Nate Needham at Kent State, 2021
4.....	Nate Needham vs. Ohio, 2021
3.....	25 times
.....	(Most recently by Jake Suder at Kent State, 2017)

### Punt Attempts

13.....	Max Minnich vs. Ohio, 1947
12.....	Cris Shale vs. Central Michigan, 1990
11.....	Joseph Davidson at Wisconsin, 2014
11.....	Jim Phelps vs. Long Beach St., 1982
11.....	Jim Phelps vs. Miami, 1981
11.....	Tom Lawrence vs. Ohio, 1969
11.....	Tom Lawrence vs. Utah State, 1969
11.....	Tom Lawrence vs. Toledo, 1968

### Punting Yards

593.....	Cris Shale vs. Central Michigan, 1990
522.....	Andy Pollock vs. Ohio, 1996
496.....	Joseph Davidson at Wisconsin, 2014
481.....	Cris Shale vs. Ball State, 1990
472.....	Cris Shale vs. Virginia Tech, 1990
460.....	Andy Pollock vs. Ohio State, 1997

### Punting Average

60.5.....	Joseph Davidson vs. Ball State, 2014
59.7.....	Joseph Davidson at Ohio, 2016
58.7.....	Brian Schmiedebusch vs. Wyoming, 2011
57.5.....	Greg Kampe vs. S. Mississippi, 1975
55.8.....	Brian Schmiedebusch vs. Idaho, 2011
54.6.....	Brian Schmiedebusch vs. Pittsburgh, 2013
53.4.....	Cris Shale vs. Ball State, 1990





# 2022 BGSU FOOTBALL

12 MAC CHAMPIONSHIPS | 13 BOWL GAME APPEARANCES

## RECORD BOOK • INDIVIDUAL SEASON RECORDS

53.3	Bill Bradshaw vs. Ohio, 1953
53.0	Jim Phelps vs. Toledo, 1982
52.2	Andy Pollock vs. Ohio, 1996

### Plays

81	James Knapke vs. Indiana, 2014
72	Omar Jacobs vs. Toledo, 2004
71	Tyler Sheehan vs. Marshall, 2009
71	Tyler Sheehan vs. Kent State, 2009
71	Josh Harris vs. Northwestern, 2003
70	Matt Johnson at Purdue, 2015
69	Brian McClure vs. Toledo, 1983
67	Josh Harris vs. Miami, 2003
64	Matt Johnson at Maryland, 2015
63	Tyler Sheehan vs. Michigan State, 2007

### Yards Gained

527	Josh Harris vs. Northern Illinois, 2003
498	Josh Harris vs. Northwestern, 2001
492	Tyler Sheehan at Kent State, 2009
486	Matt Johnson at Maryland, 2015
475	Matt Johnson at Kent State, 2015
471	Brian McClure vs. Ohio, 1985
462	Omar Jacobs vs. Central Michigan, 2004
460	Matt Johnson at Purdue, 2015
454	Josh Harris vs. Northwestern, 2003
448	Omar Jacobs vs. Toledo, 2004

### Punt Returns

10	Bob Harris vs. Central Michigan, 1950
7	Chip Otten vs. Western Michigan, 1982
7	Bill Pittman vs. Kent State, 1972
7	Bob Zimpfer vs. Ohio, 1969
6	Bill Pittman vs. Marshall, 1970
6	Bob Zimpfer vs. Utah State, 1969

### Punt Return Yards

152	Bob Zimpfer vs. Quan. Mar., 1967
125	Joe Souliere vs. Marshall, 1965
118	Bob Harris vs. Central Michigan, 1950
111	Courtney Davis vs. Kent State, 1996
103	Joe Souliere vs. Western Michigan, 1965

### Pass Interceptions

3	Janssen Patton vs. Kent State, 2000
3	Janssen Patton vs. Western Michigan, 2003
3	Janssen Patton vs. Northern Illinois, 2003
3	Carlos Brooks vs. Kent State, 1992
3	Martin Bayless vs. Ball State, 1983
3	Shawn Simms vs. Toledo, 1981
3	Jac Tomasello vs. Kent State, 1981
3	Arch Tunnell vs. Cal Poly SLO, 1960
3	Jack Harbaugh vs. Delaware, 1959

### Pass Interception Yards

127	Julius Livas vs. Miami, 1971
90	Rodney Lash vs. Toledo, 1948
85	Dernard Turner vs. Ohio, 2015
83	Melvin Marshall vs. Ball State, 1985
82	BooBoo Gates vs. Ohio, 2013
80	Melvin Marshall vs. BYU, 1983
79	P.J. Mahone vs. WKU, 2007
66	Pete Schmidt vs. Findlay, 1948

### Kickoff Returns

8	BooBoo Gates vs. Northern Illinois, 2011
8	Joe Alls vs. Toledo, 2000
8	Reggie Thornton vs. TCU, 1988
7	BooBoo Gates vs. West Virginia, 2011
7	Reggie Thornton vs. Penn State, 1987
7	Roger Williams vs. Miami and BC, 2007
6	Scott Miller at Ohio State, 2016
6	Leon Weathersby vs. Ohio State, 1997

6	Shawn Potts vs. Ohio, 1979
6	Bill Pittman vs. Ohio, 1970
6	Eric McGhee vs. Wisconsin, 1992

### Kickoff Return Yards

223	BooBoo Gates vs. West Virginia, 2011
186	BooBoo Gates vs. Northern Illinois, 2011
181	Joe Alls vs. Toledo, 2001
177	Reggie Thornton vs. TCU, 1988
172	Roger Williams vs. Miami, 2007
168	Roger Williams vs. BC, 2007
158	Steve Kuehl vs. Toledo, 1976
154	Joe Souliere vs. Temple, 1966
152	BooBoo Gates vs. Toledo, 2011
144	Leon Weathersby vs. Ohio State, 1997

## SEASON LEADERS

### Rushing Attempts

324	Dave Preston, 1974
289	Travis Greene, 2015
279	Travis Greene, 2013
274	Paul Miles, 1971
271	LeRoy Smith, 1991
253	Bryant Jones, 1981
250	Paul Miles, 1973

### Net Yards Rushing (Min. 1,000 yards)

1,594	Travis Greene, 2013
1,444	Fred Durig, 1951
1,414	Dave Preston, 1974
1,299	Travis Greene, 2015
1,185	Paul Miles, 1971
1,114	Dan Saleet, 1975
1,098	P.J. Pope, 2004
1,051	Bryant Jones, 1981
1,036	Bernard White, 1984
1,030	Fred Coppet, 1916
1,030	Paul Miles, 1973
1,024	Paul Miles, 1972
1,005	P.J. Pope, 2003

### Rushing Touchdowns

20	Josh Harris, 2002
19	Dave Preston, 1974
18	Bernard White, 1985
15	Travis Greene, 2015
15	P.J. Pope, 2004
15	Bernard White, 1984

### Average Yards Per Carry

6.8	Andrew Clair, 2017
6.7	Fred Durig, 1951
6.7	Willie Geter, 2008
6.6	Joe Alls, 2002
6.4	Josh Cleveland, 2016
6.4	B.J. Lane, 2003
6.2	P.J. Pope, 2004
6.1	Don Lisbon, 1960
6.1	Willie Geter, 2007
5.9	Anthon Samuel, 2011

### Passing Attempts

575	Tyler Sheehan, 2009
569	Matt Johnson, 2015
494	Josh Harris, 2003
483	James Knapke, 2014
476	Tyler Sheehan, 2007
466	Brian McClure, 1983
462	Omar Jacobs, 2004
414	Brian McClure, 1984
413	Matt Schilz, 2012
412	Matt Schilz, 2011

### Pass Completions

383	Matt Johnson, 2015
373	Tyler Sheehan, 2009
325	Josh Harris, 2003
309	Omar Jacobs, 2004
303	Tyler Sheehan, 2007
298	Brian McClure, 1983
280	James Knapke, 2014
267	Tyler Sheehan, 2008
263	Brian McClure, 1984
245	Matt Schilz, 2011

### Yards Passing

4,946	Matt Johnson, 2015
4,051	Tyler Sheehan, 2009
4,002	Omar Jacobs, 2004
3,813	Josh Harris, 2003
3,467	Matt Johnson, 2013
3,264	Tyler Sheehan, 2007
3,264	Brian McClure, 1983
3,173	James Knapke, 2014
3,024	Matt Schilz, 2011
2,951	Brian McClure, 1984

### Touchdown Passes

46	Matt Johnson, 2015
41	Omar Jacobs, 2004
28	Matt Schilz, 2011
27	Jarret Doege, 2018
27	Tyler Sheehan, 2009
27	Josh Harris, 2003
26	Omar Jacobs, 2005
25	Matt Johnson, 2013
25	Ryan Henry, 1994
23	Tyler Sheehan, 2007
21	Brian McClure, 1984

### Pass Completion Percentage

.673	Matt Johnson, 2015
.669	Omar Jacobs, 2004
.668	Tyler Sheehan, 2008
.658	Josh Harris, 2003
.649	Tyler Sheehan, 2009
.642	Matt Johnson, 2013
.642	Brian McClure, 1982
.638	Jarret Doege, 2017
.637	Tyler Sheehan, 2007
.635	Brian McClure, 1984

### Passing Efficiency Rating

212.42	Max Minnich, 1948
192.94	Jim Bryan, 1955
167.20	Omar Jacobs, 2004
164.19	Matt Johnson, 2015
161.71	Matt Johnson, 2013
161.56	Jim Potts, 1960
150.92	Omar Jacobs, 2005

### Average Yards Per Completion

15.5	Reid Lampert, 1973
15.4	Ennis Walker, 1947
14.7	Mark Miller, 1976
14.6	Matt Johnson, 2013
14.1	Andy Sahn, 1999
14.0	Ryan Henry, 1993
14.0	Bob Niemet, 1998
13.8	Mike Wright, 1978
13.6	Ryan Henry, 1994
13.6	Bob Niemet, 1996

### NOTE

**Bold/Italic** -- Active players in 2022



# RECORD BOOK • INDIVIDUAL SEASON RECORDS

## Receptions

155.....	Freddie Barnes, 2009
99.....	Cole Magner, 2003
96.....	Kamar Jorden, 2010
94.....	Gehrig Dieter, 2015
85.....	Roger Lewis, 2015
83.....	Robert Redd, 2002
82.....	Freddie Barnes, 2007
78.....	Kamar Jorden, 2011
77.....	Cole Magner, 2004
74.....	Scott Miller, 2016
74.....	Charles Sharon, 2005

## Receiving Yards

1,770.....	Freddie Barnes, 2009
1,544.....	Roger Lewis, 2015
1,148.....	Scott Miller, 2018
1,138.....	Cole Magner, 2003
1,109.....	Kamar Jorden, 2010
1,107.....	Stan Hunter, 1983
1,093.....	Roger Lewis, 2014
1,089.....	Kamar Jorden, 2011
1,070.....	Charles Sharon, 2004

## Touchdown Receptions

19.....	Freddie Barnes, 2009
16.....	Roger Lewis, 2015
15.....	Charles Sharon, 2004
14.....	Steve Sanders, 2005
12.....	Kamar Jorden, 2011
11.....	Jim Ladd, 1952
10.....	Scott Miller, 2016
10.....	Cole Magner, 2003
10.....	Charles Sharon, 2003
10.....	Ronnie Redd, 1994

## Average Yards Per Reception

21.7.....	Robert Schnelker, 1949
21.2.....	Ronald Heard, 1987
19.8.....	Ronnie Redd, 1993
19.5.....	Ronnie Moore, 2013
19.3.....	Kurt Gerling, 1998
18.9.....	Datrin Guyton, 2017
18.6.....	Robert Redd, 1998
18.2.....	Roger Lewis, 2015
18.2.....	Jermiah Kelley, 2007
18.1.....	Jeff Groth, 1976

## All-Purpose Yards

1,965.....	Freddie Barnes, 2009
1,749.....	Travis Greene, 2013
1,603.....	P.J. Pope, 2004
1,592.....	Cole Magner, 2003
1,544.....	Roger Lewis, 2015
1,533.....	Travis Greene, 2015
1,522.....	Ronnie Redd, 1994
1,495.....	Charles Sharon, 2005
1,467.....	Dave Preston, 1974
1,444.....	Fred Durig, 1951

## Touchdowns Scored

22.....	Josh Harris, 2002
21.....	Freddie Barnes, 2009
21.....	P.J. Pope, 2004
19.....	Bernard White, 1985
19.....	Dave Preston, 1974
17.....	Travis Greene, 2015
16.....	Roger Lewis, 2015
15.....	Steve Sanders, 2005
15.....	Bernard White, 1984
14.....	Dave Preston, 1975

## Points Scored (Min. 100 points)

134.....	Josh Harris, 2002
126.....	Freddie Barnes, 2009
126.....	P.J. Pope, 2004
114.....	Tyler Tate, 2014
114.....	Bernard White, 1985
114.....	Dave Preston, 1974
113.....	Tyler Tate, 2013
111.....	Shaun Suisham, 2004
105.....	Brian Leaver, 1994
102.....	Travis Greene, 2015

## Extra Point Attempts

81.....	Tyler Tate, 2015
69.....	Shaun Suisham, 2004
61.....	Tyler Tate, 2013
60.....	Shaun Suisham, 2003
59.....	Shaun Suisham, 2002
48.....	Tyler Tate, 2014
47.....	Sinisa Vrvilo, 2007
45.....	Shaun Suisham, 2001
43.....	Brian Leaver, 1994
43.....	Sinisa Vrvilo, 2008

## Extra Points Made

75.....	Tyler Tate, 2015
69.....	Shaun Suisham, 2004
59.....	Tyler Tate, 2013
57.....	Shaun Suisham, 2002
56.....	Shaun Suisham, 2003
47.....	Sinisa Vrvilo, 2007
45.....	Tyler Tate, 2014
44.....	Shaun Suisham, 2001
42.....	Brian Leaver, 1994
41.....	Sinisa Vrvilo, 2008

## Field Goals Made

23.....	Tyler Tate, 2014
21.....	Brian Leaver, 1994
19.....	Nate Needham, 2021
18.....	Jake Suder, 2017
18.....	Tyler Tate, 2013
16.....	Shaun Suisham, 2003
16.....	Jason Zeller, 1989
16.....	Gehad Youssef, 1983
15.....	Sinisa Vrvilo, 2007
14.....	Shaun Suisham, 2004

## Punt Attempts

82.....	Joseph Davidson, 2014
80.....	Jim Phelps, 1981
80.....	Tom Lawrence, 1969
75.....	Andy Pollock, 1996
75.....	Greg A. Johnson, 1986
72.....	Brian Schmiedebusch, 2012
71.....	Matt Naranjo, 2019
67.....	Jim Phelps, 1983

## Punting Yards

3,497.....	Joseph Davidson, 2014
3,321.....	Jim Phelps, 1981
3,131.....	Andy Pollock, 1996
3,098.....	Greg A. Johnson, 1986
3,087.....	Cris Shale, 1990
2,941.....	Brian Schmiedebusch, 2012
2,923.....	Tom Lawrence, 1969

## Punting Average

46.8.....	Cris Shale, 1990
46.0.....	Joseph Davidson, 2015
45.8.....	Joseph Davidson, 2016
45.3.....	Brian Schmiedebusch, 2011
44.9.....	Andy Pollock, 1998
44.0.....	Joseph Davidson, 2017
44.0.....	Bill Bradshaw, 1953
43.9.....	Bill Bradshaw, 1954
42.6.....	Joseph Davidson, 2014
42.1.....	Norm Limpert, 1964

## Total Plays

709.....	Josh Harris, 2003
682.....	Matt Johnson, 2015
649.....	Tyler Sheehan, 2009
571.....	Tyler Sheehan, 2007
557.....	Omar Jacobs, 2004
539.....	Josh Harris, 2002
538.....	Brian McClure, 1983
506.....	Tyler Sheehan, 2008
486.....	Matt Johnson, 2013
<b>473.....</b>	<b>Matt McDonald, 2021</b>

## Yards Gained

5,105.....	Matt Johnson, 2015
4,643.....	Josh Harris, 2003
4,302.....	Omar Jacobs, 2004
4,043.....	Tyler Sheehan, 2009
3,705.....	Matt Johnson, 2013
3,461.....	Tyler Sheehan, 2007
3,162.....	Josh Harris, 2002
3,009.....	Brian McClure, 1983
2,964.....	Matt Schilz, 2011
2,869.....	Tyler Sheehan, 2008
2,852.....	Brian McClure, 1984

## Punt Returns

35.....	Robert Redd, 2001
31.....	Robert Redd, 2002
31.....	Terry Loville, 1997
26.....	Ronnie Redd, 1994
26.....	Chip Otten, 1982
26.....	Bill Pittman, 1971

## Punt Return Yards

385.....	Robert Redd, 2001
379.....	Bob Zimpfer, 1967
332.....	Bob Zimpfer, 1968
271.....	Charles Sharon, 2005
247.....	Bob Zimpfer, 1969
227.....	Joe Souliere, 1965

## Punt Return Average (Min. 7 returns)

16.5.....	Bob Zimpfer, 1967
14.4.....	Bill Bradshaw, 1954
13.2.....	Courtney Davis, 1996
12.4.....	Allen Smith, 1990
11.5.....	Eugene Cooper, 2010
11.0.....	Robert Redd, 2001
10.8.....	Charles Sharon, 2005
10.4.....	Ray Redd, 1987
10.1.....	Ronnie Redd, 1993

## Pass Interceptions

12.....	Max Minnich, 1948
10.....	Martin Bayless, 1983
7.....	Janssen Patton, 2003
7.....	Joe Bair, 1992
7.....	Tony McCorvey, 1988
7.....	Martin Bayless, 1981
7.....	P.J. Mahone, 2007



# RECORD BOOK • INDIVIDUAL CAREER RECORDS

### Pass Interception Yards

220	P.J. Mahone, 2007
207	Max Minnich, 1948
198	Julius Livas, 1971
116	BooBoo Gates, 2013
114	Melvin Marshall, 1983
114	Robert Lorenzi, 2010
107	Keon Newson, 2004
100	Joe Souliere, 1964

### Kickoff Returns

44	Roger Williams, 2009
39	Roger Williams, 2007
38	BooBoo Gates, 2011
30	Leon Weathersby, 1997
30	Darryl Story, 1986
28	Reggie Thornton, 1988
26	Dave Cassel, 1978

### Kickoff Return Yards

981	BooBoo Gates, 2011
954	Roger Williams, 2007
925	Roger Williams, 2009
729	Tyrone Pronty, 2010
669	Leon Weathersby, 1997
661	Darryl Story, 1986
576	Reggie Thornton, 1988
561	Kenny Lewis, 2008
532	Bill Pittman, 1970
517	Matt Wilcox, 2017

### Kickoff Return Average (Min. 7 returns)

30.6	BooBoo Gates, 2013
26.9	Joe Alls, 2001
26.8	Zeb Jackson, 1993
25.9	Kelly Lycan, 1981
25.8	BooBoo Gates, 2011
24.8	Steve Kuehl, 1976
24.6	Matt Wilcox, 2017
24.5	Joe Souliere, 1966
24.5	Roger Williams, 2007
24.4	Kenny Lewis, 2008

### Tackles (compiled since 1970)

163	Richard Duetemeyer, 1971
160	Mike Callesen, 1977
160	John Villapiano, 1972
160	John Villapiano, 1971
157	Troy Dawson, 1984

### Sacks

19.0	Kevin O'Brien, 1992
12.5	Chris Jones, 2012
9.5	Diyral Briggs, 2008
9.0	Devon Parks, 2006
9.0	Mitch Crossley, 2003
8.5	Chris Jones, 2011
8.0	Paul Harris, 1991
8.0	Joe Foley, 1986
8.0	Bryan Thomas, 2014
7.5	Brandon Hicks, 2000
7.5	<b>Karl Brooks, 2021</b>
7.0	Diyral Briggs, 2006
7.0	Mitch Crossley, 2002
7.0	Brandon Hicks, 2001
7.0	Kevin O'Neil, 1996
7.0	Willie Gibson, 1993

## CAREER LEADERS

### Rushing Attempts

830	Dave Preston, 1973-76
767	Paul Miles, 1971-73
683	Travis Greene, 2011-15
668	LeRoy Smith, 1989-92
596	Josh Harris, 2000-03
595	P.J. Pope, 2002-05
571	Bryant Jones, 1980-82
536	Fred Coppet, 2013-16
505	Zeb Jackson, 1990-93

### Net Yards Rushing

3,852	Travis Greene, 2011-15
3,423	Dave Preston, 1973-76
3,239	Paul Miles, 1971-73
3,116	P.J. Pope, 2002-05
2,833	Fred Coppet, 2013-16
2,564	Fred Durig, 1950-52
2,473	Josh Harris, 2000-03

### Rushing Touchdowns

43	Josh Harris, 2000-03
39	Dave Preston, 1973-76
38	Travis Greene, 2011-15
33	Bernard White, 1984-85
33	P.J. Pope, 2002-05
25	Paul Miles, 1971-73

### Average Yards Per Rushing Attempt

5.8	Josh Cleveland, 2016-17
5.7	Fred Durig, 1950-52
5.6	Travis Greene, 2011-15
5.4	Andrew Clair, 2017-20
5.5	Don Lisbon, 1960-62
5.3	Fred Coppet, 2013-16
5.3	Anthon Samuel, 2011-12
5.2	P.J. Pope, 2002-05
5.2	B.J. Lane, 2002-05
5.2	Bob Ramlow, 1956-58
5.1	Jack Woodland, 1947-49

6.6 ..... **Terion Stewart, 2020-present**

### Passing Attempts

1,494	Tyler Sheehan, 2006-09
1,427	Brian McClure, 1982-85
1,225	Matt Schilz, 2010-13
1,073	Rich Dackin, 1986-89
1,028	Josh Harris, 2000-03
1,002	Matt Johnson, 2011-15
950	Erik White, 1989-92
851	Mark Miller, 1974-77

### Pass Completions

966	Tyler Sheehan, 2006-09
900	Brian McClure, 1982-85
715	Matt Schilz, 2010-13
655	Matt Johnson, 2011-15
627	Josh Harris, 2000-03
591	Rich Dackin, 1986-89
523	Omar Jacobs, 2003-05
515	Erik White, 1989-92
455	Mark Miller, 1974-77

### Yards Passing

10,280	Brian McClure, 1982-85
10,117	Tyler Sheehan, 2006-09
8,845	Matt Johnson, 2011-15
8,012	Matt Schilz, 2010-13
7,503	Josh Harris, 2000-03
6,938	Omar Jacobs, 2003-05
6,862	Rich Dackin, 1986-89
6,072	Erik White, 1989-92

### Passes Had Intercepted

58	Brian McClure, 1982-85
44	Rich Dackin, 1986-89
41	Erik White, 1989-92
39	Matt Schilz, 2010-13
38	Mark Miller, 1974-77
34	Ryan Henry, 1992-95

### Touchdown Passes

73	Matt Johnson, 2011-15
71	Omar Jacobs, 2003-05
70	Tyler Sheehan, 2006-09
63	Brian McClure, 1982-85
55	Josh Harris, 2000-03
51	Matt Schilz, 2010-13
46	Ryan Henry, 1992-95
39	Erik White, 1989-92
39	Jarret Doege, 2017-18

### Pass Completion Percentage

.654	Matt Johnson, 2011-15
.647	Tyler Sheehan, 2006-09
.645	Omar Jacobs, 2003-05
.631	Brian McClure, 1982-85
.610	Josh Harris, 2000-03
.584	Matt Schilz, 2010-13
.565	James Knapke, 2013-16
.565	Grant Loy, 2017-19
.556	Jim Potts, 1959-61
.551	Rich Dackin, 1986-89

### Yards Per Completion

19.0	Bill Bradshaw, 1952-54
15.6	James Bryan, 1953-55
15.1	Jim Potts, 1959-61
14.9	Reid Lamport, 1971-73
14.8	Rex Simonds, 1949-51
14.7	Don Nehlen, 1955-57

### Receptions

297	Freddie Barnes, 2006-09
232	Charles Sharon, 2002-05
215	Scott Miller, 2015-18
215	Cole Magner, 2001-04
211	Robert Redd, 1998-02
198	Ronnie Moore, 2013-16
189	Ryan Burbrink, 2011-15
182	Corey Partridge, 2005-08
182	Mark Szlachcic, 1989-92
176	Stan Hunter, 1982-85

### Receiving Yards

3,450	Charles Sharon, 2002-05
3,290	Freddie Barnes, 2006-09
2,867	Scott Miller, 2015-18
2,726	Robert Redd, 1998-02
2,701	Ronnie Moore, 2013-16
2,679	Stan Hunter, 1982-85
2,673	Roger Lewis, 2014-15
2,507	Mark Szlachcic, 1989-93
2,491	Ronald Heard, 1986-89
2,385	Cole Magner, 2001-04

### Touchdown Receptions

34	Charles Sharon, 2002-05
30	Freddie Barnes, 2006-09
27	Ronnie Redd, 1991-94
26	Robert Redd, 1998-02
24	Steve Sanders, 2002-05
23	Scott Miller, 2015-18
23	Roger Lewis, 2014-15
21	Stan Hunter, 1982-85
19	Ronnie Moore, 2013-16
18	Mark Szlachcic, 1989-92





# RECORD BOOK • INDIVIDUAL CAREER RECORDS

## Average Yards Per Reception

20.8	.....	Jack Hecker, 1953-55
18.9	.....	Bob Schnelker, 1947-49
17.9	.....	Ronald Heard, 1986-89
17.0	.....	Ronnie Redd, 1991-94
16.7	.....	Roger Lewis, 2014-15
16.7	.....	Jeff Groth, 1975-78
16.6	.....	Jermiah Kelley, 2007-08
15.9	.....	Shaun Joplin, 2010-13
15.7	.....	Shawn Potts, 1979-82
15.6	.....	Rameir Martin, 1991-94

## All-Purpose Yards

4,519	.....	Charles Sharon, 2002-05
4,416	.....	Travis Greene, 2011-15
4,300	.....	P.J. Pope, 2002-05
4,260	.....	Dave Preston, 1973-76
4,025	.....	Freddie Barnes, 2006-09
3,872	.....	Ronnie Moore, 2013-16
3,807	.....	Courtney Davis, 1993-96
3,779	.....	Robert Redd, 1998-02
3,736	.....	Scott Miller, 2015-18
3,680	.....	Joe Alls, 1999-02

## Touchdowns Scored

47	.....	Josh Harris, 2000-03
43	.....	Travis Greene, 2011-15
41	.....	Freddie Barnes, 2006-09
41	.....	Dave Preston, 1973-76
41	.....	P.J. Pope, 2002-05
35	.....	Charles Sharon, 2002-05
34	.....	Bernard White, 1984-85
28	.....	Ronnie Redd, 1991-94
26	.....	LeRoy Smith, 1989-92
26	.....	Robert Redd, 1998-2002

## Points Scored

361	.....	Shaun Suisham, 2001-04
352	.....	Tyler Tate, 2011-15
284	.....	Josh Harris, 2000-03
258	.....	Travis Greene, 2011-15
248	.....	Freddie Barnes, 2006-09
247	.....	Brian Leaver, 1991-94
246	.....	Dave Preston, 1973-76
246	.....	P.J. Pope, 2002-05
231	.....	Gehad Youssef, 1981-84
216	.....	Jason Strasser, 1996-99
212	.....	Charles Sharon, 2002-05
204	.....	Bernard White, 1984-85

## Extra Point Attempts

233	.....	Shaun Suisham, 2001-04
196	.....	Tyler Tate, 2011-15
118	.....	Brian Leaver, 1991-94
113	.....	Don Taylor, 1972-75
105	.....	John Spengler, 1977-80
104	.....	Jason Strasser, 1996-99

## Extra Points Made

226	.....	Shaun Suisham, 2001-04
184	.....	Tyler Tate, 2011-15
115	.....	Brian Leaver, 1991-94
101	.....	John Spengler, 1977-80
100	.....	Don Taylor, 1972-75
99	.....	Jason Strasser, 1996-99
93	.....	Gehad Youssef, 1981-84

## Field Goals Made

56	.....	Tyler Tate, 2011-15
45	.....	Shaun Suisham, 2001-04
44	.....	Brian Leaver, 1991-94
44	.....	Gehad Youssef, 1981-84
43	.....	Jason Zeller, 1986-89
39	.....	Jason Strasser, 1996-99
35	.....	Nate Needham, 2018-21
33	.....	Don Taylor, 1972-75

## Punt Attempts

257	.....	Joseph Davidson, 2014-17
219	.....	Jim Phelps, 1981-83
212	.....	Pat Fleming, 1999-2002
191	.....	Andy Pollock, 1996-98
189	.....	Greg A. Johnson, 1984-86
183	.....	Cris Shale, 1988-90
178	.....	Brian Schmiedebusch, 2011-13
167	.....	Greg Kampe, 1975-77

## Punting Yards

11,412	.....	Joseph Davidson, 2014-17
8,955	.....	Jim Phelps, 1981-83
8,703	.....	Pat Fleming, 1999-02
8,066	.....	Andy Pollock, 1996-98
7,885	.....	Cris Shale, 1988-90
7,731	.....	Greg A. Johnson, 1984-86
7,549	.....	Brian Schmiedebusch, 2011-13
6,386	.....	Andy Tracy, 1992-95

## Punting Average

44.4	.....	Joseph Davidson, 2014-17
43.1	.....	Cris Shale, 1988-90
42.4	.....	Brian Schmiedebusch, 2011-13
42.3	.....	Andy Pollock, 1996-98
42.2	.....	Bill Bradshaw, 1952-54
40.9	.....	Greg A. Johnson, 1984-86
40.9	.....	Jim Phelps, 1981-83
40.8	.....	Matt Naranjo, 2018-21
40.4	.....	Andy Tracy, 1992-95
40.1	.....	Pat Fleming, 1999-2002

## Total Plays

1,781	.....	Tyler Sheehan, 2006-09
1,630	.....	Brian McClure, 1982-85
1,624	.....	Josh Harris, 2000-03
1,361	.....	Matt Schilz, 2010-13
1,246	.....	Rich Dackin, 1986-89
1,186	.....	Mark Miller, 1974-77
1,093	.....	Erik White, 1989-92
965	.....	Bob Niemet, 1995-98
964	.....	Omar Jacobs, 2003-05

## Total Offense

10,465	.....	Tyler Sheehan, 2006-09
9,976	.....	Josh Harris, 2000-03
9,774	.....	Brian McClure, 1982-85
9,224	.....	Matt Johnson, 2011-15
7,794	.....	Matt Schilz, 2010-13
7,389	.....	Omar Jacobs, 2003-05
6,527	.....	Rich Dackin, 1986-89
6,329	.....	Mark Miller, 1974-77
6,226	.....	Erik White, 1989-92
5,482	.....	Ryan Henry, 1992-95

## Punt Returns

105	.....	Robert Redd, 1998-02
82	.....	Charles Sharon, 2002-05
72	.....	Bob Zimpfer, 1967-69
65	.....	Bill Pittman, 1970-72
60	.....	Chip Otten, 1979-82
45	.....	Ronnie Redd, 1991-94
44	.....	Ryan Burbrink, 2011-15
39	.....	Corey Partridge, 2005-08
37	.....	Bill Bradshaw, 1952-54

## Punt Return Yards

958	.....	Bob Zimpfer, 1967-69
848	.....	Charles Sharon, 2002-05
823	.....	Robert Redd, 1998-02
449	.....	Bill Pittman, 1970-72
431	.....	Corey Partridge, 2005-08
415	.....	Joe Souliere, 1964-66

## Pass Interceptions

27	.....	Martin Bayless, 1980-83
18	.....	Janssen Patton, 2000-03
14	.....	Dave Bielinski, 1989-92
13	.....	Jac Tomasello, 1978-82

## Pass Interception Yards

284	.....	BooBoo Gates, 2010-13
264	.....	Martin Bayless, 1980-83
242	.....	Melvin Marshall, 1982-85
241	.....	P.J. Mahone, 2004-07
207	.....	Max Minnich, 1946-48
198	.....	Julius Livas, 1970-71
198	.....	Joe Souliere, 1964-66

## Kickoff Returns

99	.....	Roger Williams, 2006-09
81	.....	BooBoo Gates, 2010-13
65	.....	Reggie Thornton, 1986-89
55	.....	Joe Alls, 1999-00
51	.....	Darryl Story, 1983-86
49	.....	Terry Wilson, 1988-92
49	.....	Steve Kuehl, 1973-76

## Kickoff Return Yards

2,139	.....	Roger Williams, 2006-09
1,997	.....	BooBoo Gates, 2010-13
1,222	.....	Reggie Thornton, 1986-89
1,147	.....	Joe Alls, 1999-2002
1,080	.....	Darryl Story, 1983-86
1,078	.....	Steve Kuehl, 1973-76
1,051	.....	Terry Wilson, 1988-92

## Tackles (compiled since 1970)

478	.....	Vince Palko, 1991-94
462	.....	Kevin O'Neill, 1994-97
455	.....	Troy Davison, 1982-85
439	.....	John Villapiano, 1971-73
399	.....	Kyle Kramer, 1985-88
382	.....	Erik Johnson, 1984-87
379	.....	Terry Wilson, 1988-91

## Sacks

31.0	.....	Kevin O'Brien, 1989-92
28.0	.....	Chris Jones, 2009-12
26.0	.....	Diyral Briggs, 2005-08
22.0	.....	Devon Parks, 2003-06
20.0	.....	Brandon Hicks, 1998-01
18.0	.....	Mitch Crossley, 2001-04
17.5	.....	<b>Karl Brooks, 2018-pres.</b>
15.0	.....	Ryan Wingrave, 1998-01
13.0	.....	Kevin O'Neil, 1994-97
13.0	.....	Willie Gibson, 1993-94
12.5	.....	Bryan Thomas, 2010-14
11.5	.....	D.J. Durkin, 1997-00
10.5	.....	Taylor Royster, 2011-15
10.5	.....	Ted Ouellet, 2010-13
10.0	.....	Terrance Bush, 2012-16
10.0	.....	Gabe Martin, 2010-14
10.0	.....	Mike Thaler, 2002-05



# 2022 BGSU FOOTBALL

12 MAC CHAMPIONSHIPS | 13 BOWL GAME APPEARANCES

## RECORD BOOK • TEAM RECORDS

### RUSHING

#### Attempts

Game 79 .....vs. Northern Illinois, 1967  
Season 655 .....in 1975

#### Yards Lost

Game 95 .....vs. Ohio, 1996  
Season 468 .....in 1983

#### Fewest Yards Lost

Game 0 .....vs. Miami, 1959  
Season 100 .....in 1964

#### Net Yards

Game 496 .....vs. Marshall, 1968  
Season 2875 .....in 1956

#### Fewest Net Yards

Game -9 .....vs. Kansas State, 1997  
Season 662 .....in 1953

#### Touchdowns

Game 10 .....vs. Defiance, 1956  
Season 39 .....in 1956

### PASSING

#### Attempts

Game 73 .....vs. Indiana, 2014  
Season 596 .....in 2009

#### Completions

Game 46 .....vs. Indiana, 2014  
Season 398 .....in 2015

#### Yards

Game 519 .....vs. UMass, 2015  
Season 5,135 .....in 2015

#### Touchdowns

Game 6 .....vs. Grand Valley, 1978  
6 .....at Maryland, 2015  
Season 47 .....in 2015

#### Had Intercepted

Game 6 .....vs. Louisiana Tech, 1995  
vs. Hawaii, 1977  
Season 25 .....in 2016

#### Fewest Completions

Game 0 .....vs. Baldwin-Wallace, 1954  
Season 26 .....in 1950

#### Fewest Yards

Game 0 .....vs. Kent, 1955  
vs. Baldwin-Wallace, 1954  
vs. Ohio, 1947  
Season 334 .....in 1950

#### Best Percentage

Game .929 .....vs. Baldwin-Wallace (13-14), 1955  
Season .670 .....in 2015

#### Worst Percentage

Game .115 .....vs. Ball State (3-26), 1995  
Season .288 .....in 1950

### TOTAL OFFENSE

#### Plays

Game 113 .....vs. Indiana, 2014  
Season 1136 .....in 2015

#### Yards

Game 725 .....vs. UMass, 2015  
Season 7,655 .....in 2015

#### Fewest Plays

Game 35 .....vs. Missouri, 1998  
Season 474 .....in 1953

#### Fewest Yards

Game 56 .....vs. Missouri, 1998  
.....vs. Kansas State, 1997

### SCORING

#### Touchdowns

Game 22 .....vs. Findlay, 1921  
11 .....vs. Defiance, 1956  
Season 82 .....in 2015

#### Most Points

Game 151 .....vs. Findlay, 1921  
73 .....vs. Defiance, 1956  
Season 591 .....in 2015

#### Points in a Half

Game 49 .....vs. Western Michigan, 2004

#### Points in a Quarter

Game 31 .....vs. Ball State, 1994 (2nd)

#### Point After Touchdown Attempts

Game 22 .....vs. Findlay, 1921  
Season 81 .....in 2015

#### Point After Touchdown Made

Game 19 .....vs. Findlay, 1921  
Season 75 .....in 2015

#### Field Goals Made

Game 5 .....vs. Kent State, 1994  
Season 21 .....in 1994

#### Most Points, Two Teams

Game 151 .....vs. Findlay, 1921  
100 .....vs. Memphis, 2015  
98 .....vs. Wisconsin, 2005  
95 .....vs. Ball State, 1994

### FIRST DOWNS

#### Total First Downs

Game 39 .....at Purdue, 2015  
Season 389 .....in 2015

#### Rushing

Game 23 .....vs. Kent, 1998  
.....vs. Akron, 1998, vs. Kent, 1971  
Season 165 .....in 2003

#### Passing

Game 22 .....at Purdue, 2015  
Season 211 .....in 2015

#### Penalty

Game 6 .....vs. Fresno State, 1991  
.....vs. Akron, 1999  
.....vs. Miami, 2016  
Season 34 .....in 2015

### FUMBLES

#### Total Fumbles

Game 8 .....vs. Marshall, 1969  
.....Defiance, 1956  
Season 39 .....in 1977

#### Lost

Game 5 .....vs. Marshall, 1969  
.....Miami, 1950  
Season 24 .....in 1978

#### Recovered

Game 6 .....vs. Ohio, 1977  
Season 27 .....in 1952

#### Fewest Lost

Season 1 (NCAA Record) .....in 1996

### PENALTIES

#### Most Penalties

Game 15 .....at UMass, 1912  
Season 123 .....in 2015

#### Yards

Game 155 .....vs. South Dakota, 2017  
Season 1,123 .....in 2015

### PUNTING

#### Total Punts

Game 14 .....vs. Ohio, 1947  
Season 82 .....in 2014

#### Yards Punting

Game 593 .....vs. Central Michigan, 1990  
Season 3,497 .....in 2014

#### Punting Average

Game 60.5 .....vs. Ball State, 2014  
Season 46.1 .....in 1990

### PUNT RETURNS

#### Total Returns

Game 10 .....vs. Central Michigan, 1950  
Season 37 .....in 1964

#### Yards

Game 159 .....vs. Quantico Marines, 1967  
Season 434 .....in 1967

### KICKOFF RETURNS

#### Total Returns

Game 9 .....vs. TCU, 1988  
.....at Michigan, 2010  
Season 66 .....in 2010

#### Yards

Game 223 .....at West Virginia, 2011  
Season 1,213 .....in 2010

### INTERCEPTIONS

#### Most Interceptions

Game 7 .....vs. Xavier, 1946  
Season 24 .....in 1983 and 1948

#### Return Yards

Game 195 .....vs. Toledo, 1948  
Season 496 .....in 1948

### TOTAL DEFENSE

#### Fewest Plays

Game 32 .....vs. Northern Iowa, 1947  
Season 467 .....in 1963



# RECORD BOOK • TEAM RECORDS

## Fewest Yards Total Offense Allowed

Game	15.....	vs. Defiance, 1956
Season	1151.....	in 1983

## Fewest First Downs Allowed

Game	3.....	vs. Defiance, 1956
Season	88.....	in 1955

## RUSHING DEFENSE

### Fewest Attempts

Game	19.....	vs. Northern Illinois, 1998
Season	316.....	in 1962

### Fewest Net Yards Allowed

Game	-64.....	vs. Miami, 2005
Season	788.....	in 1962

### Fewest Rushing First Downs Allowed

Game	1.....	vs. Defiance, 1956
Season	55.....	in 1956

## PASSING DEFENSE

### Fewest Completions Allowed

Game	0.....	vs. Kent State, 1988
		vs. Texas-Arlington, 1975
		vs. Dayton, 1965
		vs. Baldwin-Wallace, 1954
Season	45.....	in 1955

### Fewest Passing Yards Allowed

Game	0.....	vs. Kent State, 1988
		vs. Texas-Arlington, 1975
		vs. Dayton, 1965
		vs. Baldwin-Wallace, 1954
Season	553.....	in 1955

### Fewest Passing First Downs Allowed

Game	0.....	vs. Ohio, 1999
		vs. Akron, 1993
		vs. Kent State, 1988
		vs. Texas-Arlington, 1975
		vs. Dayton, 1965
		vs. Ohio, 1963
		vs. Defiance, 1956
		vs. Baldwin-Wallace, 1954
Season	25.....	in 1955

*Brian McClure*

## Miscellaneous Individual Records

\* Most Consecutive Games With Reception: 45, Ronnie Redd (1991-94); 37, Mark Szlachcic (1989-92) and Stan Hunter (1982-85)

\* Most Consecutive Games Catching a TD Pass: 8, Freddie Barnes (2009)

\* Most Consecutive Games With An Interception: 6, Martin Bayless (last 4 games of 1981, first two games of 1982); 4, Tony Everhart (1994), Tony McCorvey (1988) and Dick Wagoner (1966)

\* Most Consecutive Games Rushing For 100 yards: 5, Fred Durig, 1951; 5, Travis Greene, 2013

\* Most Touchdowns (Season/Passing & Running): 50, Matt Johnson, 2015

\* Touchdown/Interception Ratio: Omar Jacobs, 41/4, 2004 (NCAA Record)

## Miscellaneous Team Records

\* Longest Winning Streak: 18 games, Nov. 8, 1958 to Nov. 5, 1960; one season: 11, 1985

\* Longest Losing Streak: 10, 2019-21 (last three of 2019 - first two of 2021); one season: 6, 1935

\* Most Takeaways (season): 41, 1948

\* Fewest Touchdowns Allowed (season (since 1947)): 8, 1955 and 1957

\* Most Times Scored 30 Or More Points (season): 11, 2015

\* Most Consecutive Games Scoring 30 Or More Points (season): 9, 2004

\* Most Times Scored 50 Or More Points (season): 5, 2004







# 2022 BGSU FOOTBALL

12 MAC CHAMPIONSHIPS | 13 BOWL GAME APPEARANCES

## RECORD BOOK • THE LAST TIME/LONGEST PLAYS

### A BG Player Returned a Kickoff for a Touchdown

Clint Stephens (96 yards), vs. Ball State, Nov. 28, 2014

### An Opposing Player Returned a Kickoff for a Touchdown

Trayvon Rudolph (100 yards), at NIU, Oct. 16, 2021

### A BG Player Returned a Punt for a Touchdown

Ryan Burbrink (75 yards), vs. VMI, Sept. 6, 2014

### An Opposing Player Returned a Punt for a Touchdown

William Likely (85 yards), at Maryland, Sept. 12, 2015

### A BG Player Returned an Interception for a Touchdown

Darren Anders (27 yards), vs. South Alabama, Sept. 11, 2011

### An Opposing Player Returned an Interception for a TD

Mike Brown (Miami), 79 yards, Nov. 13, 2019

### A BG Player Returned a Fumble for a Touchdown

Caleb Biggers (100 yards), vs. Central Mich., Oct. 19, 2019

### An Opposing Player Returned a Fumble for a TD

Brand Williams (69 yards), vs. Buffalo, Nov. 23, 2018

### A BG Player Returned a Blocked Punt for a Touchdown

Herve Coby (29 yards), vs. VMI, Sept. 6, 2014

### An Opposing Player Returned a Blocked Punt for a TD

David Carter, 42 yards (Eastern Michigan), Oct. 23, 2021

### A BG Player Blocked a Punt for a Safety

Patrick Day, vs. South Alabama, Sept. 11, 2021

### A BG Player Blocked a Punt

Sy Dabney, vs. Akron, Oct. 9, 2021

### A BG Player Rushed for 100 or more yards

Terion Stewart at Buffalo, October 30, 2021 (11/170)

### A BG Player Rushed for 200 or more yards

Willie Geter vs. Kent State, October 20, 2007 (22/203)

### An Opponent Rushed for 200 or more yards

Jay Ducker (NIU), Oct. 18, 2021 (33/210)

### A BG Player Had Two Interceptions in a Game

Deshawn Jones Jr. vs. Ohio, Nov. 25, 2021 (2)

### A BG Player Had Three Interceptions in a Game

Janssen Patton vs. Northern Illinois, Oct. 25, 2003

### An Opposing Player Had Three Interceptions in a Game

Jamie Silva (Boston College), Oct. 6, 2007

### Two BG Players Rushed for 100 or more yards in a Game

Andrew Clair (121)

Josh Cleveland (117), at Miami, Oct. 7, 2017

### Three BG Players Rushed for 100 or more yards in a Game

Fred Coppet (160)

Josh Cleveland (109)

Donovan Wilson (107), vs. Buffalo, Nov. 25, 2016

### Two BG Players had 100 or more receiving yards

Tyrone Broden (110)

Christian Sims (103), at Buffalo, Oct. 30, 2021

### Three BG Players had 100 or more receiving yards in a Game

Roger Lewis (148)

Ryan Burbrink (132)

Ronnie Moore (109), vs. UMass, Sept. 27, 2014

### A BG Player Rushed for 100 or more yards and Two BG Players had 100 or more receiving yards

at Buffalo, Oct. 30, 2021; Terion Stewart (170 rushing yards),

Tyrone Broden (110 receiving), Christian Sims (103 receiving)

### A BG Player Passed for 300 or more yards in a Game

Matt McDonald (308), vs. South Alabama, Sept. 11, 2021

### BG forced a safety

vs. Ohio, Nov. 26, 2021

### BG Blocked two kicks in a Game

vs. Akron, Oct. 9, 2021; Devin Taylor (FG) and Sy Dabney (Punt)

### Three BG Players Recorded 10+ Tackles

vs. Toledo, Nov. 10, 2021; Darren Anders (12),

Trent Simms (11), Brock Horne (10)

### Four BG Players Recorded 10+ Tackles

at Buffalo, Oct. 30, 2021; Brock Horne (15), Darren Anders (12),

Anthony Hawkins (10), Demetrius Hardamon (10)

### LONGEST TOUCHDOWN RUN

Yards	Name/Opponent	Year
96	Anthony Samuel vs. Miami	2011
95	Matt Domer at Ball State	2015
93	Mike McGee vs. Central Michigan	1987
89	Mike McGee vs. Ball State	1987
88	P.J. Pope vs. Western Michigan	2004

### LONGEST NON-SCORING RUN

Yards	Name/Opponent	Year
78	B.J. Lane vs. Ball State	2003
71	Chris Bullock vs. Akron	2009
69	Fred Coppet vs. Ball State	2014
65	Andy Sahn vs. Kansas	2002
64	Jeff Davis vs. Richmond	1984

### LONGEST TOUCHDOWN PASS

Yards	Name/Opponent	Year
96	Mark Miller to Dave Dudley vs. San Diego State	1976
94	Eric Smith to Ronald Heard vs. Ohio	1988
94	Matt Johnson to Roger Lewis vs. Memphis	2015
92	Matt Johnson to Ryan Burbrink, vs. Kent State	2013
91	Josh Harris to Charles Sharon vs. Kent State	2003

### LONGEST NON-SCORING PASS

Yards	Name/Opponent	Year
78	Bob Niemet to Robert Redd vs. Akron	1998
77	Josh Harris to James Hawkins vs. Purdue	2003
76	Matt Schilz to Kamar Jorden vs. Miami	2010
74	Vern Wireman to Bob Zimpfer vs. Utah State	1969
69	Mark Miller to John Park vs. Tenn.-Chattanooga	1977
69	James Morgan to Scott Miller vs. Ohio	2017

### LONGEST KICKOFF RETURN

Yards	Name/Opponent	Year
96*	Clint Stephens vs. Ball State	2014
94*	BooBoo Gates vs. Pittsburgh	2013
94*	Leon Weathersby vs. Western Michigan	1997
93*	B.J. Lane vs. Ball State	2004
93*	Roger Reynolds vs. Kent	1961

### LONGEST PUNT RETURN

Yards	Name/Opponent	Year
100*	Courtney Davis vs. Kent	1996
91*	Richard Lowry vs. Grosse Ile	1942
86*	Bob Zimpfer vs. Ball State	1968
80*	BooBoo Gates vs. Rhode Island	2012
79*	Charles Sharon vs. Southeast Missouri	2004
79	Corey Partridge vs. Temple	2005

### LONGEST PASS INTERCEPTION

Yds.	Name/Opponent	Year
90*	Rodney Lash vs. Toledo	1948
88	Julius Livas vs. Miami	1971
85*	Dernard Turner	2015
82	BooBoo Gates vs. Ohio	2013
82*	Robert Lorenzi vs. Buffalo	2010

### LONGEST PUNT

Yds.	Name/Opponent	Year
95	Macs Leitman vs. Bluffton	1928
82	Joseph Davidson at Toledo	2016
81	Brian Schmiedebusch vs. Idaho	2011
81	Cris Shale vs. Ohio	1990
79	Joseph Davidson at Ohio	2016
79	Nick Iovinelli vs. Pittsburgh	2008
79	Jim Phelps vs. Toledo	1982

### LONGEST FIELD GOAL

Yds.	Name/Opponent	Year
60	Derek Schorejs vs. Toledo	1995
56	Gehad Youssef vs. Western Michigan	1983
52	Derek Schorejs vs. Akron	1995
52	Shaun Suisham vs. Ohio	2004
52	Tyler Tate vs. Northern Illinois	2013
52	Tyler Tate at Western Kentucky	2014
52	Nate Needham at Kent State	2021

\*resulted in a touchdown



# RECORD BOOK • ANNUAL LEADERS

## PASSING

Year	Name .....	Comp.	Att.	Pct.	Yds.	Int.	TD	Pass Eff.
2021	Matt McDonald .....	236	393	60.1	2555	7	12	121.18
2020	Matt McDonald .....	54	123	43.9	712	6	1	85.5
2019	Grant Loy .....	115	204	56.4	1137	11	6	102.10
	Darius Wade .....	74	130	56.9	751	3	3	108.40
2018	Jarret Doege .....	242	389	62.2	2660	27	12	136.39
2017	James Morgan .....	96	212	45.3	1260	7	9	102.61
	Jarret Doege .....	120	188	63.8	1381	12	3	143.41
2016	James Morgan .....	183	326	56.1	2082	15	16	116.78
2015	Matt Johnson .....	383	569	67.3	4946	8	46	164.19
2014	James Knapke .....	280	483	58.0	3173	12	15	118.43
2013	Matt Johnson .....	237	369	64.2	3467	7	25	161.71
2012	Matt Schilz .....	228	413	55.2	2585	12	14	113.16
2011	Matt Schilz .....	245	412	59.5	3024	13	28	137.24
2010	Matt Schilz .....	229	377	60.7	2223	14	8	109.80
2009	Tyler Sheehan .....	373	575	64.9	4051	7	27	137.11
2008	Tyler Sheehan .....	267	400	66.8	2610	9	20	133.56
2007	Tyler Sheehan .....	303	476	63.7	3264	11	23	132.58
2006	Anthony Turner .....	144	252	57.1	1596	5	11	120.80
2005	Omar Jacobs .....	195	321	60.7	2591	7	26	150.92
2004	Omar Jacobs .....	309	462	66.9	4002	4	41	167.20
2003	Josh Harris .....	325	494	65.8	3813	27	12	143.80
2002	Josh Harris .....	198	353	56.1	2425	11	19	125.33
2001	Josh Harris .....	81	133	60.9	1022	3	9	143.27
	Andy Sahm .....	122	198	61.6	1326	10	11	126.10
2000	Andy Sahm .....	123	244	50.4	1490	9	8	105.15
1999	Ricky Schneider .....	95	181	52.5	1121	9	11	114.62
	Andy Sahm .....	77	152	50.7	1088	3	7	122.03
1998	Bob Niemet .....	68	144	47.2	949	7	9	113.48
	Ricky Schneider .....	55	103	53.4	649	4	4	111.37
1997	Bob Niemet .....	133	256	52.0	1723	8	8	112.55
	Ricky Schneider .....	50	104	48.1	605	3	1	94.35
1996	Bob Niemet .....	83	191	43.5	1129	9	6	94.05
1995	Ryan Henry .....	90	177	50.8	938	12	6	92.99
	Bob Niemet .....	62	135	45.9	733	8	4	89.46
1994	Ryan Henry .....	174	293	59.4	2368	11	25	147.92
1993	Ryan Henry .....	169	325	49.2	2242	9	14	115.88
1992	Erik White .....	195	344	56.7	2380	17	17	121.22
1991	Erik White .....	323	185	57.3	2204	10	17	125.76
1990	Erik White .....	127	262	48.5	1386	12	5	90.04
1989	Rich Dackin .....	215	394	54.6	2679	11	18	121.18
1988	Eric Smith .....	104	184	56.5	1306	8	6	118.21
	Rich Dackin .....	73	155	47.1	775	9	0	77.49
1987	Rich Dackin .....	189	330	57.3	2211	16	13	116.86
1986	Rich Dackin .....	114	194	58.8	1197	8	5	110.85
	Eric Smith .....	108	56	51.9	537	8	1	81.87
1985	Brian McClure .....	226	371	60.9	2674	16	18	128.85
1984	Brian McClure .....	263	414	63.5	2951	13	21	133.86
1983	Brian McClure .....	298	466	63.9	3264	16	16	127.25
1982	Brian McClure .....	113	176	64.2	1391	13	8	130.82
	Dayne Palsgrove .....	44	86	51.2	554	3	4	113.64
1981	Dayne Palsgrove .....	79	153	51.6	732	7	3	89.14
	Greg Taylor .....	36	66	54.5	304	5	1	83.08
1980	Greg Taylor .....	43	77	55.8	562	3	3	122.22
	Dave Endres .....	31	66	47.0	430	6	4	103.51
1979	Mike Wright .....	104	210	49.5	1148	13	8	95.63
1978	Mike Wright .....	134	259	51.7	1852	12	14	120.37
1977	Mark Miller .....	164	285	57.6	2103	12	12	125.00
1976	Mark Miller .....	126	245	51.4	1839	13	13	121.38
1975	Mark Miller .....	98	187	52.4	1252	6	4	109.28
1974	Mark Miller .....	67	134	50.0	725	7	4	94.85
1973	Reid Lamport .....	70	161	43.5	1084	12	7	99.48
1972	Joe Babics .....	23	57	40.3	338	4	2	87.70
	Reid Lamport .....	28	89	31.5	430	6	3	69.68
1971	Reid Lamport .....	71	154	46.1	1006	12	7	100.38



# 2022 BGSU FOOTBALL

12 MAC CHAMPIONSHIPS | 13 BOWL GAME APPEARANCES

## RECORD BOOK • ANNUAL LEADERS

### PASSING (CONT.)

Year	Name	Comp.	Att.	Pct.	Yds.	Int.	TD	Pass Eff.
1970	Vern Wireman	60	174	34.5	622	15	3	52.96
1969	Vern Wireman	147	281	52.4	1666	12	15	111.19
1968	P.J. Nyitray	144	78	54.2	898	4	5	112.46
	Vern Wireman	128	65	50.8	769	7	8	110.94
1967	P.J. Nyitray	73	164	44.5	846	8	6	90.15
1966	P.J. Nyitray	38	79	48.1	431	1	2	99.75
1965	Dwight Wallace	34	66	51.5	425	2	1	104.54
1964	Jerry Ward	57	114	50.0	726	—	—	—
1963	Jerry Ward	59	127	46.5	858	—	—	—
1962	Tony Ruggiero	29	60	48.3	393	—	—	—
1961	Jim Potts	47	91	51.6	712	7	—	120.12
1960	Jim Potts	44	71	62.0	662	4	—	161.56
1959	Bob Colburn	60	111	54.1	788	5	6	122.52
1958	Bob Colburn	46	87	52.9	685	2	4	129.83
1957	Don Nehlen	36	70	51.4	499	4	—	—
1956	Don Nehlen	26	49	53.1	362	6	—	—
1955	Jim Bryan	45	64	70.3	770	3	6	192.94
1954	Bill Bradshaw	21	53	39.6	414	7	—	—
	Jim Bryan	15	45	33.3	198	4	—	—
1953	Bill Bradshaw	48	126	38.1	865	13	8	96.08
1952	Bill Lyons	71	134	53.0	915	11	12	123.48
1951	Rex Simonds	36	95	37.9	506	6	9	101.26
1950	Rex Simonds	23	79	29.1	319	10	4	54.42
1949	Rod Lash	29	79	36.7	599	6	10	126.98
1948	Max Minnich	19	38	50.0	405	1	9	212.42
1947	Ennis Walker	31	83	37.3	476	12	6	80.46





# RECORD BOOK • ANNUAL LEADERS

## RUSHING

Year	Name	Att	Yds	Avg	TD	Year	Name	Att	Yds	Avg	TD
2021	Terion Stewart.....	70	412	5.9	5	1957	Bob Ramlow.....	108	492	4.6	-
2020	Terion Stewart.....	37	295	8.0	4	1956	Vic DeOrio.....	149	816	5.5	-
2019	Bryson Denley.....	111	544	4.9	4	1955	Carlos Jackson.....	86	505	5.9	2
2018	Andrew Clair.....	135	702	5.2	5	1954	John Ladd.....	81	266	3.3	-
2017	Josh Cleveland.....	147	793	5.4	4	1953	Bill Bradshaw.....	110	236	2.1	2
2016	Fred Coppet.....	204	1,030	5.0	8	1952	Fred Durig.....	181	858	4.7	9
2015	Travis Greene.....	223	1,299	5.8	15	1951	Fred Durig.....	214	1,444	6.7	9
2014	Travis Greene.....	180	949	5.3	12	1950	Richard Pont.....	111	627	5.6	3
2013	Travis Greene.....	279	1,594	5.7	11	1949	Jack Woodland.....	133	694	5.2	6
2012	Anthon Samuel.....	202	998	4.9	11	1948	Jack Woodland.....	108	522	4.8	5
2011	Anthon Samuel.....	144	844	5.9	5	1947	Jack Woodland.....	102	536	5.3	1
2010	Willie Geter.....	197	793	3.6	6						
2009	Willie Geter.....	176	705	4.0	9						
2008	Anthony Turner.....	89	400	4.5	5						
2007	Anthony Turner.....	106	519	4.9	9						
2006	Chris Bullock.....	160	769	4.8	4						
2005	B.J. Lane.....	139	677	4.9	10						
2004	P.J. Pope.....	178	1,098	6.2	15						
2003	P.J. Pope.....	191	1,005	5.3	10						
2002	Joe Alls.....	122	801	6.6	4						
2001	Josh Harris.....	126	614	4.9	8						
2000	John Gibson.....	155	514	3.3	3						
1999	Joe Alls.....	117	592	5.1	4						
1998	Godfrey Lewis.....	163	753	4.6	2						
1997	Robbie Hollis.....	151	492	3.3	3						
1996	Courtney Davis.....	229	767	3.3	5						
1995	Keylan Cates.....	220	910	3.9	7						
1994	Keylan Cates.....	184	803	4.4	10						
1993	Zeb Jackson.....	237	1,016	4.0	6						
1992	Zeb Jackson.....	169	792	4.3	4						
1991	LeRoy Smith.....	271	937	3.3	9						
1990	George Johnson.....	104	449	4.1	4						
1989	LeRoy Smith.....	161	564	3.5	3						
1988	Mike McGee.....	146	538	3.5	6						
1987	Shawn Daniels.....	121	423	3.5	3						
1986	Jeff Davis.....	180	825	4.3	8						
1985	Bernard White.....	221	949	4.3	18						
1984	Bernard White.....	247	1,036	4.2	15						
1983	Darryl Story.....	166	724	4.4	6						
1982	Chip Otten.....	157	673	4.3	8						
1981	Bryant Jones.....	253	1,051	4.2	7						
1980	Bryant Jones.....	174	806	4.6	4						
1979	Kevin Folkes.....	163	696	4.3	3						
1978	Dave Windatt.....	118	608	5.2	2						
1977	Dan Saleet.....	137	572	4.2	0						
1976	Dave Preston.....	248	989	4.0	8						
1975	Dan Saleet.....	194	1,114	5.7	6						
1974	Dave Preston.....	324	1,414	4.4	19						
1973	Paul Miles.....	250	1,030	4.1	11						
1972	Paul Miles.....	243	1,024	4.2	7						
1971	Paul Miles.....	274	1,185	4.3	7						
1970	Julius Livas.....	109	279	2.6	5						
1969	Issac Wright.....	96	344	3.5	-						
1968	Fred Mathews.....	207	733	3.6	-						
1967	Bob Zimpfer.....	128	538	4.2	-						
1966	Dave Cranmer.....	81	374	4.6	-						
1965	Stew Williams.....	145	616	4.3	-						
1964	Stew Williams.....	109	609	5.6	-						
1963	Jay Cunningham.....	128	539	4.2	-						
1962	Don Lisbon.....	94	481	5.1	-						
1961	Russ Hepner.....	137	637	4.6	-						
1960	Don Lisbon.....	99	605	6.1	-						
1959	Chuck Comer.....	53	361	6.8	-						
1958	Bob Ramlow.....	140	779	5.6	-						



# 2022 BGSU FOOTBALL

12 MAC CHAMPIONSHIPS | 13 BOWL GAME APPEARANCES

## RECORD BOOK • ANNUAL LEADERS

### RECEIVING

Year	Name	Rec.	Yds	Avg	TD	Year	Name	Rec.	Yds	Avg	TD
2021	Tyrone Broden.....	36	596	16.6	5	1958	Bernie Casey.....	16	310	19.4	—
2020	Quintin Morris.....	20	248	12.4	0	1957	Ray Reese.....	12	185	15.4	—
2019	Quintin Morris.....	55	649	11.8	4	1956	Ray Reese.....	12	183	15.3	—
2018	Scott Miller.....	71	1,148	16.2	9	1955	Jack Hecker.....	29	556	19.2	—
2017	Scott Miller.....	63	722	11.5	4	1954	Jack Hecker.....	12	274	22.8	—
2016	Scott Miller.....	74	968	13.1	10	1953	Jim Ladd.....	31	473	15.3	—
2015	Roger Lewis.....	85	1,544	18.2	16	1952	Jim Ladd.....	43	632	14.7	—
2014	Roger Lewis.....	73	1,093	15.0	7	1951	Jim Ladd.....	16	236	14.8	—
2013	Shaun Joplin.....	54	908	16.8	3	1950	Doug Mooney.....	8	36	4.5	—
2012	Chris Gallon.....	54	720	13.3	6	1949	Robert Schnelker.....	20	434	21.7	—
2011	Kamar Jorden.....	78	1,089	14.0	12	1948	Robert Schnelker.....	14	243	17.4	—
2010	Kamar Jorden.....	96	1,109	11.6	4	1947	Max Minnich.....	12	224	18.7	—
2009	Freddie Barnes.....	155	1,770	11.4	19						
2008	Corey Partridge.....	58	562	9.7	7						
2007	Freddie Barnes.....	82	962	11.7	9						
2006	Corey Partridge.....	55	658	12.0	3						
2005	Charles Sharon.....	74	1,028	13.9	6						
2004	Cole Magner.....	77	746	9.7	6						
2003	Cole Magner.....	99	1,138	11.5	10						
2002	Robert Redd.....	83	973	11.7	9						
2001	Robert Redd.....	72	884	12.3	9						
2000	David Bautista.....	69	915	13.3	3						
1999	Kurt Gerling.....	53	775	14.5	5						
1998	Kurt Gerling.....	34	656	19.3	6						
1997	Damron Hamilton.....	52	777	14.9	3						
1996	Damron Hamilton.....	29	465	16.0	3						
1995	Eric Starks.....	32	433	13.5	3						
1994	Ronnie Redd.....	48	831	17.3	10						
1993	Rameir Martin.....	56	876	15.6	5						
1992	Mark Szlachcic.....	62	834	13.5	7						
1991	Mark Szlachcic.....	65	943	14.5	8						
1990	Mark Szlachcic.....	46	582	12.7	2						
1989	Ronald Heard.....	51	916	18.0	7						
1988	Reggie Thornton.....	41	589	14.4	3						
1987	Reggie Thornton.....	47	698	14.9	4						
1986	Gerald Bayless.....	34	300	8.8	2						
1985	Stan Hunter.....	55	761	13.8	7						
1984	Bernard White.....	56	400	7.1	0						
1983	Mark Dowdell.....	70	679	9.7	5						
1982	Shawn Potts.....	50	841	16.8	8						
1981	Shawn Potts.....	31	391	12.6	2						
1980	Dan Shetler.....	20	310	15.5	2						
1979	Dan Shetler.....	37	502	13.6	3						
1978	Jeff Groth.....	56	874	15.6	8						
1977	Jeff Groth.....	39	693	17.8	6						
1976	Jeff Groth.....	33	598	18.1	4						
1975	Dave Dudley.....	25	338	13.5	1						
1974	John Boles.....	25	291	11.6	2						
1973	Roger Wallace.....	37	587	15.9	3						
1972	Roger Wallace.....	16	242	15.1	2						
1971	Rick Newman.....	25	443	17.7	2						
1970	Bill Pittman.....	21	235	11.2	0						
1969	Bob Zimpfer.....	48	785	16.3	7						
1968	Eddie Jones.....	49	716	14.6	2						
1967	Eddie Jones.....	30	374	12.5	5						
1966	Eddie Jones.....	40	525	13.1	1						
1965	Dave Cranmer.....	16	180	11.3	1						
1964	Jay Cunningham.....	14	174	12.4	—						
1963	Tom Sims.....	12	177	14.8	—						
	Tom Reicosky.....	12	169	14.1	—						
1962	Jay Cunningham.....	13	259	19.9	—						
1961	Russ Hepner.....	14	187	13.4	—						
1960	Clarence Mason.....	14	191	13.6	—						
1959	Bernie Casey.....	18	264	14.7	—						



# RECORD BOOK • ANNUAL LEADERS

## SCORING

Year	Name	TDs	FG	PAT	2-Pt.	Total
2021	Nate Needham .....	0	19	26	0	83
2020	Terion Stewart .....	4	0	0	0	24
2019	Bryson Denley .....	7	0	0	0	42
2018	Scott Miller .....	9	0	0	0	54
2017	Jake Suder .....	0	18	32	0	86
2016	Jake Suder .....	0	9	35	0	62
	Scott Miller .....	10	0	0	1	62
2015	Travis Greene .....	17	0	0	0	102
2014	Tyler Tate .....	0	23	45	0	114
2013	Tyler Tate .....	0	18	59	0	113
2012	Anthon Samuel .....	12	0	0	0	72
2011	Kamar Jordan .....	12	0	0	0	72
2010	Willie Geter .....	7	0	0	0	42
2009	Freddie Barnes .....	21	0	0	0	126
2008	Sinisa Vrvilo .....	0	9	41	0	68
2007	Sinisa Vrvilo .....	0	15	47	0	92
2006	Freddie Barnes .....	11	0	0	0	66
2005	Steve Sanders .....	15	0	0	0	90
2004	P.J. Pope .....	21	0	0	0	126
2003	Shaun Suisham .....	0	16	56	0	104
2002	Josh Harris .....	22	0	0	2	134
2001	Robert Redd .....	10	0	0	0	60
2000	Mike Knapp .....	0	10	15	0	45
1999	Jason Strasser .....	0	13	27	0	66
1998	Jason Strasser .....	0	11	31	0	64
1997	Jason Strasser .....	0	8	23	0	47
1996	Courtney Davis .....	7	0	18	0	42
1995	Derek Schorejs .....	0	12	24	0	60
1994	Brian Leaver .....	0	21	42	0	105
1993	Brian Leaver .....	0	10	17	0	47
1992	Brian Leaver .....	0	8	33	0	57
1991	Mark Szlachcic .....	9	0	0	2	58
1990	Todd Powell .....	0	9	13	0	40
1989	Jason Zeller .....	0	16	23	0	71
1988	Jason Zeller .....	0	8	17	0	41
1987	Jason Zeller .....	0	13	22	0	61
1986	Jeff Davis .....	8	0	0	0	48
1985	Bernard White .....	19	0	0	0	114
1984	Bernard White .....	15	0	0	0	90
1983	Gehad Youssef .....	0	16	29	0	77
1982	Gehad Youssef .....	0	10	25	0	55
1981	Bryant Jones .....	8	0	0	0	48
1980	John Spengler .....	0	9	20	0	47
1979	Mike Wright .....	10	0	0	1	62
1978	Mike Wright .....	10	0	0	1	62
1977	Jeff Groth .....	9	0	0	0	54
1976	Dave Preston .....	8	0	0	0	48
1975	Dave Preston .....	14	0	0	1	84
1974	Dave Preston .....	19	0	0	0	114
1973	Paul Miles .....	11	0	0	0	66
1972	Paul Miles .....	7	0	0	0	42

## ALL-PURPOSE YARDS

Year	Name	Rush	Rec.	PR	KOR	FIR	Total
2021	Taron Keith .....	91	244	0	500	0	835
2020	Bryson Denley .....	146	0	0	412	0	558
2019	Bryson Denley .....	544	267	0	413	0	1,224
2018	Scott Miller .....	16	1148	19	0	0	1,183
2017	Andrew Clair .....	725	129	0	330	0	1,184
2016	Scott Miller .....	0	968	19	336	0	1,323
2015	Roger Lewis .....	0	1,544	0	0	0	1,544
2014	Ronnie Moore .....	129	690	0	424	0	1,243
2013	Travis Greene .....	1,594	155	0	0	0	1,749
2012	Anthon Samuel .....	998	198	0	0	0	1,196
2011	Kamar Jordan .....	0	1089	0	0	0	1,089
2010	Tyrone Pronty .....	17	502	0	729	0	1,248
2009	Freddie Barnes .....	78	1770	117	0	0	1,965
2008	Corey Partridge .....	1	562	172	10	0	745
2007	Freddie Barnes .....	11	962	7	15	0	995
2006	Chris Bullock .....	769	119	0	11	0	899
2005	Charles Sharon .....	26	1028	271	170	0	1495
2004	P.J. Pope .....	1,098	490	0	15	0	1,603
2003	Cole Magner .....	87	1138	10	357	0	1,592
2002	Robert Redd .....	8	973	209	0	0	1,190
2001	Robert Redd .....	-2	884	385	12	0	1,279
2000	David Bautista .....	21	915	0	84	0	1,020
1999	Joe Alls .....	592	59	25	269	0	945
1998	Godfrey Lewis .....	753	31	0	0	0	784
1997	Leon Weathersby .....	193	45	0	669	0	907
1996	Courtney Davis .....	767	147	225	286	0	1,425
1995	Keylan Cates .....	866	29	0	107	0	1,002
1994	Ronnie Redd .....	108	831	204	379	0	1,522
1993	Zeb Jackson .....	952	138	0	214	0	1,304
1992	Mark Szlachcic .....	11	834	139	0	0	984
1991	Mark Szlachcic .....	4	943	163	0	0	1,110
1990	LeRoy Smith .....	409	247	0	0	0	656
1989	Ronald Heard .....	15	916	0	0	0	931
1988	Reggie Thornton .....	28	589	0	576	0	1,193
1987	Reggie Thornton .....	31	698	0	425	0	1,154
1986	Jeff Davis .....	782	210	0	0	0	992
1985	Bernard White .....	949	228	0	0	0	1,177
1984	Bernard White .....	1,036	400	0	0	0	1,436
1983	Darryl Story .....	724	239	0	380	0	1,343
1982	Chip Otten .....	673	223	63	278	0	1,237
1981	Bryant Jones .....	1,051	80	0	0	0	1,131
1980	Bryant Jones .....	806	80	0	0	0	886
1979	Kevin Folkes .....	696	84	0	0	0	780
1978	Jeff Groth .....	62	874	28	8	0	964
1977	Jeff Groth .....	145	693	61	178	0	1,077
1976	Dave Preston .....	989	140	0	0	0	1,129
1975	Dan Saleet .....	1,114	190	0	0	0	1,294
1974	Dave Preston .....	1,414	24	0	0	0	1,438
1973	Paul Miles .....	1,030	41	0	0	0	1,071
1972	Paul Miles .....	1,024	31	0	0	0	1,056
1971	Paul Miles .....	1,285	30	0	0	0	1,215
1970	Bill Pittman .....	142	235	178	532	0	1,009
1969	Bob Zimpher .....	15	785	247	81	0	1,128
1968	Fred Mathews .....	797	133	14	56	0	936
1967	Bob Zimpher .....	538	128	379	384	0	1,429
1966	Joe Souliere .....	0	0	138	416	55	609
1965	Stew Williams .....	616	47	0	0	0	663

(FIR - fumble and interception return yardage)





# 2022 BGSU FOOTBALL

12 MAC CHAMPIONSHIPS | 13 BOWL GAME APPEARANCES

## RECORD BOOK • ANNUAL LEADERS

### TACKLES

Year	Name	Solo	Ast	Total
2021	Darren Anders .....	56	68	124
2020	Darren Anders .....	25	30	55
2019	Kholbe Coleman .....	48	55	103
2018	Brandon Harris .....	76	55	131
2017	Fred Garth .....	58	37	95
2016	Trent Greene .....	54	57	111
2015	Austin Valdez .....	58	86	141
2014	Gabe Martin .....	54	61	115
2013	D.J. Lynch .....	42	43	85
2012	Gabe Martin .....	40	30	70
2011	Dwayne Woods .....	57	54	111
2010	Dwayne Woods .....	50	84	134
2009	Cody Basler .....	29	56	85
2008	P.J. Mahone .....	53	42	95
2007	Erique Dozier .....	43	69	112
2006	Terrel White .....	64	37	101
2005	Terrel White .....	56	44	100
2004	Jovon Burkes .....	30	61	91
2003	Keon Newson .....	78	46	124
2002	Chris Haneline .....	52	43	95
2001	Khary Campbell .....	47	32	79
2000	Khary Campbell .....	54	41	95
1999	Chad Long .....	81	30	111
1998	Joe O'Neill .....	60	35	95
1997	Kevin O'Neill .....	73	60	133
1996	Kevin O'Neill .....	48	72	120
1995	Kevin O'Neill .....	62	72	134
1994	Vince Palko .....	55	65	120
1993	Vince Palko .....	65	76	141
1992	Artie Mangham .....	76	78	154
1991	Mike Calcagno .....	74	67	141
1990	Keith Pace .....	64	42	106
1989	Larry Lambright .....	85	47	132
1988	Kyle Kramer .....	76	67	143
1987	Kyle Kramer .....	75	64	139
1986	Paul Schweitzer .....	90	60	150
1985	Troy Dawson .....	57	96	153
1984	Troy Dawson .....	24	133	157
1983	Mark Emans .....	36	97	133
1982	Terry Gyetvai .....	76	55	131
1981	Larry Stratton .....	71	48	119
1980	Todd Gates .....	62	34	96
1979	John Fitzpatrick .....	61	49	110
1978	Mike Calleson .....	81	59	140
1977	Mike Calleson .....	71	89	160
1976	Jeff Smith .....	45	97	142
1975	Dave Brown .....	36	111	147
1974	Jim Reynolds .....	31	85	116
1973	John Villapiano .....	49	70	119
1972	John Villapiano .....	-	-	160
1971	Rich Duetemeyer .....	83	80	163
1970	Bob Simmons .....	48	93	141



# RECORD BOOK • ANNUAL LEADERS

## INTERCEPTIONS

Year	Name	No.	Yds.	Avg.	TDs	Year	Name	No.	Yds.	Avg.	TDs
2021	Jordan Anderson .....	3	26	8.7	0	1970	Art Curtis .....	3	56	18.7	-
	Deshawn Jones Jr. ....	3	6	2.0	0		Laurie Kelly .....	3	52	17.3	-
2020	N/A .....	-	-	-	-	1969	Honester Davidson .....	5	98	19.6	-
2019	Brandon Perce .....	2	1	0.5	0		Lawrence Kelly .....	5	25	5.0	-
2018	Marcus Milton .....	3	20	6.7	0	1968	Rick Perrin .....	4	80	20.0	-
2017	Marcus Milton .....	3	47	15.7	0		Jerry Machovina .....	4	58	14.5	-
	Clint Stephens .....	3	0	0.0	0	1967	Joe Pearce .....	6	99	16.5	-
2016	Jamari Bozeman .....	3	5	1.7	0	1966	Dick Wagoner .....	6	66	11.0	-
2015	Alfonso Mack .....	6	71	11.8	0	1965	Arch Tunnell .....	5	-	-	-
2014	Nick Johnson .....	5	63	12.6	0						
2013	BooBoo Gates .....	2	116	58.0	0						
	Ryland Ward .....	2	32	16.0	0						
2012	Jude Adjei-Barimah .....	4	25	6.2	0						
2011	BooBoo Gates .....	2	65	32.5	0						
2010	Keith Morgan .....	3	23	7.7	0						
2009	Roger Williams .....	4	17	4.2	0						
2008	Kenny Lewis .....	4	22	5.5	0						
2007	P.J. Mahone .....	7	220	31.4	1						
2006	Kenny Lewis .....	4	13	1.0	0						
2005	Jelani Jordan .....	6	66	11.0	0						
2004	Keon Newson .....	6	107	17.8	2						
2003	Janssen Patton .....	7	84	12.0	0						
2002	Janssen Patton .....	3	52	17.3	1						
2001	Janssen Patton .....	4	4	1.0	0						
2000	Janssen Patton .....	4	89	22.3	1						
1999	Karl Rose .....	2	34	17.0	0						
1998	Junior Williams .....	2	0	0.0	0						
1997	Shaun Rice .....	1	12	12.0	0						
	Joe O'Neill .....	1	13	13.0	0						
	Chioke Bradley .....	1	0	0.0	0						
1996	Chioke Bradley .....	3	34	11.3	0						
1995	Steve Ayers .....	3	28	9.3	1						
	Orlando Rogers .....	3	14	4.7	0						
1994	Tony Everhart .....	5	64	12.8	0						
1993	George Johnson .....	3	55	18.3	1						
1992	Joe Bair .....	7	51	7.3	0						
1991	Dave Bielinski .....	4	58	14.5	0						
1990	Dave Bielinski .....	6	63	10.5	0						
1989	Mike Holmes .....	2	23	11.5	0						
	Dave Bielinski .....	2	0	0.0	0						
1988	Tony McCorvey .....	7	33	4.7	0						
1987	Erik Johnson .....	2	27	13.5	0						
	Ray Southard .....	2	12	6.0	0						
	John Hunter .....	2	8	4.0	0						
	Jack Coppess .....	2	2	1.0	0						
	Kyle Kramer .....	2	1	0.5	0						
1986	Kyle Kramer .....	5	25	5.0	0						
1985	Melvin Marshall .....	4	83	20.8	2						
1984	Troy Dawson .....	5	9	1.8	0						
1983	Martin Bayless .....	10	64	6.4	0						
1982	Martin Bayless .....	5	87	17.4	0						
1981	Martin Bayless .....	7	53	7.6	1						
1980	Martin Bayless .....	5	60	12.0	0						
1979	John Fitzpatrick .....	2	23	11.5	0						
1978	Bob Cummins .....	5	45	9.0	0						
1977	Greg Kampe .....	4	47	11.8	-						
1976	Bob Cummins .....	4	53	13.3	-						
1975	Art Thompson .....	5	36	7.2	-						
1974	Dave Turner .....	4	32	8.0	-						
1973	Art Thompson .....	3	48	16.0	-						
1972	Gary Seeman .....	5	27	5.4	0						
1971	Julias Livas .....	4	-	-	-						



# RECORD BOOK • ANNUAL LEADERS

## PUNT RETURNS

(based on number of returns)

Year	Name	No.	Yds.	Avg.	TDs
2021	Jhaylin Embery.....	17	136	8.0	0
2020	Jake Rogers.....	6	32	5.3	0
2019	Jake Rogers.....	15	82	5.5	0
2018	Marcus Milton.....	12	77	6.4	0
2017	Marcus Milton.....	10	104	8.0	0
2016	Will Watson.....	10	79	7.9	0
2015	Ryan Burbrink.....	11	51	4.6	0
2014	Ryan Burbrink.....	13	127	9.8	1
2013	Ryan Burbrink.....	12	103	8.6	1
2012	Ryan Burbrink.....	19	170	8.9	0
2011	Eugene Cooper.....	17	102	6.0	0
2010	Eugene Cooper.....	19	219	11.5	2
2009	Freddie Barnes.....	12	117	9.8	0
2008	Corey Partridge.....	19	172	9.1	0
2007	Zach Charles.....	10	41	4.1	0
2006	Corey Partridge.....	14	120	8.6	0
2005	Charles Sharon.....	25	271	10.8	0
2004	Charles Sharon.....	24	282	11.8	1
2003	Charles Sharon.....	31	274	8.8	0
2002	Robert Redd.....	31	209	6.7	0
2001	Robert Redd.....	35	385	11.0	1
2000	Chad Long.....	23	139	6.0	0
1999	Robert Redd.....	24	128	5.3	0
1998	Robert Redd.....	15	101	6.7	0
1997	Terry Loville.....	31	211	6.8	0
1996	Courtney Davis.....	17	225	13.2	1
1995	Courtney Davis.....	14	274	19.6	0
1994	Ronnie Redd.....	26	204	7.8	0
1993	Ronnie Redd.....	19	192	10.1	0
1992	Mark Szlachcic.....	16	139	8.7	0
1991	Mark Szlachcic.....	20	163	8.2	0
1990	Bobby Green.....	11	54	4.9	0
1989	Allen Smith.....	10	51	5.1	0
1988	Mark Bongers.....	8	42	5.3	0
1987	Ray Redd.....	21	218	10.4	0
1986	Ken Rankin.....	13	84	6.5	0
1985	Ken Rankin.....	12	64	5.3	0
1984	Ken Rankin.....	21	114	5.4	0
1983	Chip Otten.....	26	63	2.4	0
1982	Chip Otten.....	26	63	2.4	0
1981	Chip Otten.....	21	140	6.7	0
1980	Dan Shetler.....	13	69	5.3	0
1979	Dan Shetler.....	13	94	7.2	0
1978	Jeff Groth.....	6	28	4.7	0
1977	Jeff Groth.....	5	61	12.2	1
1976	Jeff Groth.....	5	106	21.2	1
1975	Steve Kuehl.....	15	86	5.7	0
1974	Tom Moriarty.....	23	159	6.9	1
1973	Bill Pittman.....	21	137	6.5	0
1972	Art Thompson.....	2	15	7.5	0
1971	Bill Pittman.....	26	134	5.2	0
1970	Bill Pittman.....	18	178	9.9	0
1969	Bob Zimpfer.....	25	247	9.9	0
1968	Bob Zimpfer.....	24	332	13.8	1
1967	Bob Zimpfer.....	23	379	16.5	-
1966	Joe Souliere.....	17	138	8.1	1
1965	Joe Souliere.....	17	277	16.3	1

## KICKOFF RETURNS

(based on number of returns)

Year	Name	No.	Yds.	Avg.	TDs
2021	Taron Keith.....	23	500	21.7	0
2020	Bryson Denley.....	15	412	27.5	0
2019	Bryson Denley.....	19	413	21.7	0
2018	Ra'veion Hargrove.....	25	430	17.2	0
2017	Matt Wilcox.....	21	517	24.6	0
2016	Scott Miller.....	19	336	17.7	0
2015	Scott Miller.....	24	457	19.0	0
2014	Clint Stephens.....	21	505	24.0	1
2013	Ronnie Moore.....	14	289	20.6	0
	BooBoo Gates.....	10	306	30.6	1
2012	BooBoo Gates.....	19	369	19.4	0
2011	BooBoo Gates.....	38	981	25.8	1
2010	Tyrone Pronty.....	38	729	19.2	0
2009	Roger Williams.....	44	925	21.0	0
2008	Kenny Lewis.....	23	561	24.4	0
2007	Roger Williams.....	39	954	24.5	1
2006	Tyrone Pronty.....	10	177	17.7	0
2005	B.J. Lane.....	17	289	17.0	0
2004	B.J. Lane.....	20	462	23.1	1
2003	Cole Magner.....	18	357	19.8	0
2002	Martez Johnson.....	18	400	22.2	0
2001	Joe Alls.....	13	350	26.9	0
2000	Joe Alls.....	19	371	19.5	0
1999	Steve Holmes.....	21	396	18.9	0
1998	Steve Holmes.....	19	359	18.9	0
1997	Leon Weathersby.....	30	669	22.3	1
1996	Courtney Davis.....	15	286	19.1	0
1995	Courtney Davis.....	14	274	19.6	0
1994	Ronnie Redd.....	16	379	23.7	0
1993	Zeb Jackson.....	8	214	26.8	0
1992	Eric McGhee.....	14	269	19.2	0
1991	Terry Wilson.....	15	344	22.9	0
1990	Terry Wilson.....	11	252	22.9	0
1989	Terry Wilson.....	19	362	19.1	0
1988	Reggie Thornton.....	28	576	20.6	0
1987	Reggie Thornton.....	23	425	18.5	0
1986	Darryl Story.....	30	661	22.0	0
1985	Joe Boxley.....	19	385	20.3	0
1984	Joe Boxley.....	15	339	22.6	0
1983	Darryl Story.....	19	380	20.0	0
1982	Chip Otten.....	13	278	21.4	0
1981	Chip Otten.....	8	169	21.1	0
1980	Chip Otten.....	11	236	21.5	0
1979	Shawn Potts.....	19	325	17.1	0
1978	Dave Cassel.....	26	450	17.4	0
1977	Willie Matthews.....	20	353	17.7	0
1976	Steve Kuehl.....	17	422	24.8	0
	Jeff Groth.....	17	282	16.6	0
1975	Steve Kuehl.....	16	334	20.9	0
1974	Steve Kuehl.....	15	309	20.6	0
1973	Dave Preston.....	17	374	22.0	0
1972	Hal Thomas.....	5	155	31.0	0
1971	Tony Bell.....	13	345	26.5	0
1970	Bill Pittman.....	22	532	24.2	0
1969	Honest Davidson.....	15	353	23.5	0
1968	Honest Davidson.....	8	168	21.0	-
1967	Bob Zimpfer.....	18	384	21.3	-
1966	Joe Souliere.....	17	416	24.5	1





# RECORD BOOK • ALL-TIME ASSISTANT COACHES

Addazio, Louie - (TE) 2019  
 Albers, Jeff - (GA) 1989  
 Anderson II, Kevin - (GA) 2014  
 Azzanni, Zach (GA) 2001-02 (WR) 03-06  
 Babich, Bob - (ILB) 1991  
 Baggett, Charlie - (DE) 1978 (OB) 79-80  
 Banks, Tim - (GA) 1996 (RB) 99 (DB) 00  
 Batson, Joey - (S&C) 1990-91  
 Battershell, Carl - (OL) 1973-74 (OT/TE) 75-76  
 Beckholt, Steve - (DC/DE/LB) 1977 (DC/LB) 78  
 Beckman, Tim - (S) 1998 (DC/AHC) 99-04  
 Bellard, Bruce - (AFRC) 1948 (FR) 49-50 (AC) 51-54; 56  
 Benavidez, Eddie - (GA) 2016  
 Bettcher, James - (DA) 2006  
 Bird, Stephen - (WR/ST) 2007-08  
 Bowers, John - (LB/REC) 2001-02 (DE) 03 (S) 04-05  
 Brandon, Gregg - (AHC/OC) 2001-02  
 Brewster, Michael - (OGA) 2019  
 Bridge, Jim - (GA) 1993 (TE) 2000  
 Brock, Matt - (ST/N) 2016 (ST/LB) 17  
 Brown, Jahmal (GA) 2011-13  
 Bush, Jack - (RB) 1991-92  
 Butler, Charles - (AC/OL) 1977-79  
 Campbell, Erik - (PC/WR) 2019-21  
 Campbell, Matt - (GA) 2003-04 (OL) 07 (OL/RGC) 08  
 Campenni, Julian - (DL) 2019-21  
 Carney, Mark - (WR) 2009-13  
 Cartwright, Kit - (S) 1979-83  
 Chismar, Ron - (FR) 1970 (OC) 71-73  
 Collis, Jim - (QB) 1995  
 Cooks, Johnny - (DE) 1975  
 Cornell, John - (GA) 1997  
 Cox, Bud - (LI) 1939-40 (AC) 41  
 Coyer, Larry - (DB) 1973  
 Creason, Forrest - (FR) 1951-54  
 Cunningham, Bruce - (GA) 1990-91 (ILB) 92-93  
 Dawson, Dino - (RB) 1994-95 (WR) 96-00  
 Dempsey, Rey - (OL) 1971-72  
 Dengler, Andy - (GA) 1988-89  
 Dennis, Chad - (S&C) 2018  
 Denstorff, Rick - (TE/RC) 1996 (DL/RC) 97 (DL) 98-99  
 Devine, Steve - (C/G) 1980-82  
 DiMuzio, T.J. - (GA) 2009-10 (AOP) 11-12  
 Doege, Seth - (REC) 2016-17 (ST/REC) 18  
 Dowdle, Clint - (OPS) 2009-12  
 Downard, Ryan - (OPS) 2016 (S) 17  
 Dudley, Robert - (AC) 1956; 59-60; 67-68 (OB) 69-70  
 Duncan, Scott - (OL) 1983-85  
 Dunham, Vernon - (AC) 1949-51  
 Durkin, Bill (OL) 2010-13  
 Durkin, D.J. - (GA) 2001-02 (DE) 05 (ST/LB) 06  
 Ebersbach, David - (OPS) 2006-07  
 Edwards, Marcus - (GA) 2012-13  
 Eliano, Perry - (ASC/DC/S) 2016 (ASC/DC) 17  
 Elko, Mike (DC/S) 2009-13  
 Faragalli, Michael - (OC/QB/WR) 1991 (OC/QB) 92-94; 96-99  
 Ferraro, Paul - (DC/SEC) 1991-95 (AHC/DC/ILB) 96-98  
 Feyrer, Steven - (GA) 1987-88  
 Finley, Dave - (DT/MG) 1976  
 Fisher, Garry - (GA) 2003

Fitch, Todd - (GA) 1988 (WR/TE) 90  
 Freeman, Tom - (DL) 2014 (AOL/TE) 15  
 Garver, Andy - (DL) 1986-88 (OLB/ST) 89-90  
 Gaylord, Jack - (GA) 1990  
 Gilbert, Sterlin - (COC/QB) 2014  
 Gibson, Robert - (AC) 1956; 59-60  
 Gomes, DeJon - (CB) 2018  
 Gonzales, Billy - (WR) 2001-02  
 Gregory, Bruce - (VAC) 1986-87 (WR) 93-95  
 Gonzaga, Adam - (SEC) - 2007-08  
 Gunlock, William - (AC) 1956  
 Haergaves, Vernon - (LB) 2007  
 Hamby, Stephen - (OL) 2016-18  
 Haneline, Chris - (GA) 2004  
 Harbaugh, Jack - (AC) 1968 (DB) 69-70  
 Harrah, Alan - (GA) 1990  
 Heacock, Jim - (DL) 1978 (DC/DL) 79-80 (AHC/DC/DL) 81 (AHC/DC/DE) 82  
 Hedden, Chris - (RB) 2019 (TE) 20 (OL) 21  
 Henderson, Tyler - (DGA) 2019  
 Hevesy, John - (T/TE) 2001-02  
 Hicks, LaMarcus - (SEC) 2018-19  
 Hillmann, Aaron (S&C) 2001-09  
 Hockman, Ryan - (GA) 1995  
 Hoffner, Jim - (QB) 2008  
 Hoke, Jon - (SEC) 1984-86  
 Hood, Jay - (GA) 1986-87  
 Hourigan, Brandon (S&C) 2011-13  
 Hudak, Dan - (AFRC) 1954  
 Hudson, Ron - (OL) 2000  
 Huettel, Alex - (GA) 2016-17  
 Humes, Kurt - (OLB) 1987-88 (DC/ILB) 89-90  
 Hunter, John - (RB/RC) 2006-13  
 Jackson, Carlos - (OC) 1968-74  
 Jacobs, Mike - (C/G) 1975-76  
 James, Vic - (GA) 1993  
 Jacques, Russ - (SEC) 1976-77  
 Jenkins, Brian - (RB) 2000  
 Jones, James - (GA) 1997  
 Joseph, Vance - (CB) 2004  
 June, Cato - (RGC/OLB) 2021  
 Kappas, Chris - (DGA) 2011-12  
 Karchner, Evan - (DGA) 2018  
 Kaufman, Tom - (ST/LB) 2014 (ST/DL) 15  
 Killough, Clint - (GA) 2017  
 Kilmer, Kevin - (COC/WR) 2016-18  
 Kisselle, Tom - (AC) 1967-68 (DE/LB) 69-71  
 Knecht, Lamar - (AFRC) 1940  
 Kormazis, Mike - (AFRC) 1940  
 Kuhns, Russ - (GA) 2005-06  
 Landis, Paul - (AC) 1926-32; 34 (FR) 38-39  
 Lea, Clark - (LB) 2012  
 Leiman, Robert - (AFRC) 1947 (GAFR) 48  
 Lewis, Eric - (CB) 2020 (DC/CB) 2021  
 Lewis, Sean - (WR) 2014 (COC/QB) 15  
 Ligashesky, Bob - (OLB) 1991-95 (OLB/ST) 96-98 (AHC/LB/ST) 99 (ST/S) 21  
 Lovett, John- (DC/LB/DB) 2005-06  
 Lowe, Max - (G/C) 1990  
 Lucas, Tony - (GA) 2010  
 Lynch, Mike - (RB) 2014 (COC/OL/RB) 15  
 Maag, Charles - (ALC) 1946

ABC – Assistant Backfield Coach  
 AC – Assistant Coach  
 AFRC – Assistant Freshman Coach  
 AHC – Assistant Head Coach  
 ALC – Assistant Line Coach  
 AOL – Assistant Offensive Line Coach  
 AOP – Assistant Director of Operations  
 ASC – Associate Head Coach  
 B – Backs Coach  
 C – Centers Coach  
 CB – Cornerbacks Coach  
 COC – Co-Offensive Coordinator  
 DA – Defensive Assistant Coach  
 DAID – Defensive Aid  
 DB – Defensive Backs Coach

DC – Defensive Coordinator  
 DE – Defensive Ends Coach  
 DGA – Defensive Graduate Assistant  
 DL – Defensive Line Coach  
 DPP – Director of Player Personnel  
 FR – Freshman Coach  
 G – Offensive Guards Coach  
 GA – Graduate Assistant  
 GAFR – Graduate Assistant Frosh Coach  
 IHC – Interim Head Coach  
 ILB – Inside Linebackers Coach  
 K – Kicking Coach  
 LB – Linebackers Coach  
 LI – Line Coach  
 MG – Middle Guards Coach

N – Nickles Coach  
 OAC – Offensive Assistant Coach  
 OB – Offensive Backs Coach  
 OC – Offensive Coordinator  
 OGA – Offensive Graduate Assistant  
 OL – Offensive Line Coach  
 OLB – Outside Linebackers Coach  
 OPS – Director of Operations  
 OT – Offensive Tackles Coach  
 OWR – Outside Wide Receivers Coach  
 PC – Passing Game Coordinator  
 PTA – Part-time Assistant  
 QB – Quarterbacks Coach  
 QC – Quality Control Coach  
 RB – Running Backs Coach

RC – Recruiting Coordinator  
 RGC – Run Game Coordinator  
 REC – Receivers Coach  
 S – Safeties Coach  
 S&C – Strength and Conditioning Coach  
 SAC – Student Assistant Coach  
 SEC – Secondary Coach  
 ST – Special Teams Coach  
 T – Tackles Coach  
 TE – Tight Ends Coach  
 VAC – Volunteer Assistant Coach  
 WR – Wide Receivers Coach



# 2022 BGSU FOOTBALL

12 MAC CHAMPIONSHIPS | 13 BOWL GAME APPEARANCES

## RECORD BOOK • ALL-TIME ASSISTANT COACHES

Mallory, William - (AC) 1959-60  
 Mallone, Mike - (GA) 2005  
 Malone, Terry - (TE/AOL) 1986 (TE/OT) 87-88 (OL) 89 (OT/TE) 90-93 (OT/TE/RC) 94 (OC/OT/TE) 95 (OC/OL) 2019-20 (OC/RB) 21  
 Mangili, Mike - (ILB) 1986 (SEC) 87-90  
 Marsh, Fred - (FR) 1940-41; 46-48  
 Marshall, Vincent - (GA) 2014-15  
 Martz, Tim - (GA) 2008-09  
 Maskill, Bill - (SEC) 1974  
 Mattox, Matt - (COC/OL) 2014  
 McCall, Mick - (QB) 2003-06 (OC) 07  
 McCloud, Kim - (DC) 2014 (AHC/WR) 15  
 McConnell, Tim - (WR) 1981-82 (DC) 83 (DC/LB) 84-85  
 McDaniel, Larry - (DL) 2011-13  
 McDonell, John - (OL) 2009  
 Melvin, Deion - (LB) 2007-08  
 Merb, Roger - (OC) 1974-75  
 Mickens, Mike - (CB) 2014-17  
 Miller, Jesse - (GA) 1999-00  
 Miller, Josh - (OGA) 2018  
 Miller, Mark - (WR) 1983-85 (WR/QB) 86 (OC/QB/WR) 87-88 (WR/TE) 89  
 Miller, William - (GA) 1990-91  
 Monroe, Nick - (DB) 2010-15  
 Morrison, Benny - (LB) 2016  
 Morrison, Shannon - (DC/SEC) 2009  
 Morrison, Steve - (ASC/LB) 2019-20-21  
 Morton, Jason - (OAC) 2007  
 Moses, Wayne - (OB) 1981-83  
 Muellich, George - (AC) 1941-45 (LI) 46-47 (AC) 48-54  
 Mulbah, Asil - (GA) 2009-11; 13  
 Mullen, Dan - (QB) 2001-02  
 Murray, Mark - (OL) 1996 (OT/TE) 97-99  
 Nehlen, Don - (AC) 1967  
 Neviasser, Rob - (LB) 2013  
 Nimtz, Jim - (GA) 1989  
 Nosal, Greg - (RB) 2020 (TE) 21  
 Oddo, Rocco - (GA) 1992  
 Oliver, Reggie - (RB) 1984-88 (OC/QB) 89 (OC/RB) 90  
 Olson, Ben - (GA) 2014-15  
 Pace, Ian - (OAC) 2009-12  
 Padron, Andy - (COC/QB) 2016-18  
 Passinaut, Tom - (GA) 1990-91  
 Passy, Olivia - (OPS) 2019  
 Pelini, Carl - (DC/IHC) 2018  
 Phillips, Doug - (DL) 2007 (DL/RC) 08-09  
 Pifer, Dan - (RC) 2018  
 Pinkel, Gary - (TE/WR) 1977-78  
 Pusateri, Tony - (DL/K/ST) 1991-95  
 Quarless, Jan - (DL) 1983 (DE) 84 (OL) 85  
 Rasmussen, Mike - (OC/RB) 1977-79 (OC/WR) 80  
 Reicosky, Tom - (AC) 1967 (FR) 68-69  
 Reublin, Bob - (AHC/OL) 1986-88 (AHC/DL) 89-90  
 Riesen, Pete - (B) 1976 (AOL) 77 (DL) 82 (DAID) 83 (DL) 84  
 Rock, Brian - (GA) 1986  
 Rooze, Brandon - (OGA) 2019  
 Roper, John - (GA) 2016  
 Rothenbuhler, Troy - (TE/RC) 2003-06 (AHC) 07-08  
 Ruehl, Jim - (FR) 1956 (AC) 59-60; 67-68 (DC) 69-71  
 Ruggiero, Warren - (OC/QB) 2009-13

Russo, Mario - (DE/DT) 1972 (DC) 73-75  
 Salon, Adam - (GA) 2007 (OPS) - 08  
 Scheier, Adam (ST/TE) 2009-13 (IHC) 13  
 Schembechler, Bo - (FR) 1955  
 Schlosser, Merle - (AC) 1954  
 Schmidt, Ed - (DL) 1985  
 Schoonover, Jacob - (LB) 2018 (ST/S) 19-20  
 Schwieterman, Gus - (DGA) 2018-19  
 Seamonson, Alan - (ST/LB) 2000  
 Seeliger, Scott - (DE) 1979 (OT/TE) 80-82 (OC) 83-84 (AHC/G/C) 91-95  
 Sexton, Collin - (OPS) 2017-18  
 Shay, Derek - (GA) 2014  
 Sherman, Brian - (GA) 1996 (G/C) 97-99  
 Simmons, Bob - (WR) 1976  
 Slutak, Dennis - (OPS) 2013  
 Smerz, Jim - (GA) 1987  
 Smith, Devon - (DPP) 2019  
 Smith, Mark - (PTA) 1984 (DL) 85  
 Solomon, Gerry - (LB) 1979-82  
 Sowder, Andrew - (DPP) 2014 (OWR) 15  
 Spagnuolo, Steve - (SEC) 1996-97  
 Spencer, Sean - (ST/DT) 2009-10  
 Springer, Dennis - (RB) 2003-05 (DB) 06  
 Stadler, Alex - (GA) 2013  
 Strahm, Dale - (FR) 1971 (LB) 72-75 (LB/DC) 76  
 Strand, Andy - (GA) 1998-99  
 Studrawa, Greg (G/C) 2001-02 (OC) 03-06  
 Telander, Steve - (ILB) 1994-95 (DL) 96  
 Thigpen, Tommy (CB) 2001-02  
 Thompson, Doug - (GA) 1954  
 Thompson, Larry - (DE) 1976  
 Tolbert, Kevin - (S&C) 2019  
 Tranquill, Gary - (DB) 1971 (DC/DB) 72  
 Turner, Bobby - (GA) 2017  
 Uzelac, Elliot - (AC) 1968 (OC) 69-70  
 Vanderlinden, Ron - (TE) 1979  
 VanGorder, Brian - (DC) 2019-20  
 Wagner, Luke - (GA) 2016-17  
 Walendzak, Dean - (GA) 1992-93  
 Walton, Tim - (RB) 1996-98 (SEC) 99  
 Ward, Brian - (DC/LB) 2015 (IHC) 15  
 Ward, Mike - (S&C) 1992-99 (DL) 00-06 (DC) 07-08  
 Warner, Max - (QB) 2019-21  
 Watson, Stan - (GA) 2008, (OLB) 09-11  
 White, Marcus - (DL) 2016-17 (RB) 18  
 Whittaker, James - (ABC) 1946 (AFRC) 47 (SAC) 48 (AC) 49-50  
 Wilks, Steven - (DB) 2003  
 Williams, Jimmy (DL) 2018  
 Williams, Kenny - (QC/RC) 2016 (QC) 17  
 Wilson, Brad (GA) - 2007  
 Wittke, Roy (OPS) 2014 (RC) 15  
 Wood, John - (GA) 2000  
 Wolfe, Bob - (OL) 1986 (DE/ILB) 87-88 (RB) 89  
 Yates, Billy - (S&C) 2016-17  
 Young, James - (FR) 1959  
 Young, Nick - (QC/RC) 2016 (RC) 17 (OGA) 18  
 Young, Richard - (AC) 1959 (FR) 60; 67

ABC – Assistant Backfield Coach  
 AC – Assistant Coach  
 AFRC – Assistant Freshman Coach  
 AHC – Assistant Head Coach  
 ALC – Assistant Line Coach  
 AOL – Assistant Offensive Line Coach  
 AOP – Assistant Director of Operations  
 ASC – Associate Head Coach  
 B – Backs Coach  
 C – Centers Coach  
 CB – Cornerbacks Coach  
 COC – Co-Offensive Coordinator  
 DA – Defensive Assistant Coach  
 DAID – Defensive Aid  
 DB – Defensive Backs Coach

DC – Defensive Coordinator  
 DE – Defensive Ends Coach  
 DGA – Defensive Graduate Assistant  
 DL – Defensive Line Coach  
 DPP – Director of Player Personnel  
 FR – Freshman Coach  
 G – Offensive Guards Coach  
 GA – Graduate Assistant  
 GAfr – Graduate Assistant Frosh Coach  
 IHC – Interim Head Coach  
 ILB – Inside Linebackers Coach  
 K – Kicking Coach  
 LB – Linebackers Coach  
 LI – Line Coach  
 MG – Middle Guards Coach

N – Nickles Coach  
 OAC – Offensive Assistant Coach  
 OB – Offensive Backs Coach  
 OC – Offensive Coordinator  
 OGA – Offensive Graduate Assistant  
 OL – Offensive Line Coach  
 OLB – Outside Linebackers Coach  
 OPS – Director of Operations  
 OT – Offensive Tackles Coach  
 OWR – Outside Wide Receivers Coach  
 PC – Passing Game Coordinator  
 PTA – Part-time Assistant  
 QB – Quarterbacks Coach  
 QC – Quality Control Coach  
 RB – Running Backs Coach

RC – Recruiting Coordinator  
 RGC – Run Game Coordinator  
 REC – Receivers Coach  
 S – Safeties Coach  
 S&C – Strength and Conditioning Coach  
 SAC – Student Assistant Coach  
 SEC – Secondary Coach  
 ST – Special Teams Coach  
 T – Tackles Coach  
 TE – Tight Ends Coach  
 VAC – Volunteer Assistant Coach  
 WR – Wide Receivers Coach



# RECORD BOOK • HONORS

## Academic All-Americans

1969.....	Lawrence Kelly, DB (Third Team)
1974.....	John Boles, WR (Second Team)
1975.....	John Boles, WR (First Team)
.....	Joe Russell, LB (Second Team)
1976.....	Dave Preston, TB (Second Team)
1986.....	Mike Otten, FB (Second Team)
1988.....	Pat Jackson, LB (Second Team)
1989.....	Pat Jackson, LB (First Team)
1990.....	Pat Jackson, TE (First Team)
1992.....	Bob Dudley, DL (Second Team)
1993.....	Bob Dudley, DL (Second Team)
2003.....	Craig Jarrett, TE (Second Team)
2005.....	Mike Thaler, DL (Second Team)
2014.....	Tyler Tate, K (First Team)
2015.....	Joseph Davidson, P (Second Team)
2016.....	Joseph Davidson, P (First Team)
2017.....	Joseph Davidson, P (Second Team)

## NCAA Post Grad Scholarship

1976.....	Dave Preston, TB
1977.....	Mark Miller, QB
1990.....	Pat Jackson, TE

## National Football Foundation Post Graduate Scholarship

1977.....	Mark Wichman, OL
-----------	------------------

## Academic All-MAC

(first team selections)

1965.....	Heath Wingate, C
1966.....	Frank Harpold, T
.....	Heath Wingate, C
.....	Jim Perry, HB
1967.....	Ernest George, T
.....	Jim Perry, HB
1968.....	Al Silva, G
.....	Lawrence Kelly, DB
1969.....	Lawrence Kelly, DB
1970.....	Lawrence Kelly, DB
.....	Don Plusquellic, QB
1971.....	Don Plusquellic, QB
.....	Garry Schaefer, DB
1972.....	Dave McMichael, C
.....	Hal Watz, QB
1973.....	Joe Russell, LB
.....	Hal Watz, QB
.....	Dave McMichael, T
1974.....	John Boles, WR
.....	Joe Russell, LB
1975.....	John Boles, WR
.....	Dave Preston, TB
1976.....	Dave Preston, TB
.....	Dave Dudley, WR
.....	Greg Kampe, DB
1977.....	Greg Kampe, DB
.....	Dave Dudley, WR
.....	Mark Miller, QB
.....	Mark Wichman, OT
1978.....	Mike Wright, QB
.....	Mike Callesen, LB
1979.....	Mike Callesen, LB
.....	Jac Tomasello, DB
1980.....	Chip Otten, TB
.....	Dan Shetler, WR
1981.....	Dave Hagaman, OT
.....	Dayne Palsgrove, QB
.....	Larry Stratton, DE
1982.....	Chip Otten, TB
.....	Dave Hagaman, OT
.....	Larry Stratton, DE
.....	Joe Prchlik, DL
1983.....	Joe Kastl, OL
.....	Larry Stratton, DL
1984.....	Joe Prchlik, DL
1985.....	Rick Neiman, QB
1986.....	Eric Smith, QB
.....	Mike Otten, FB
1987.....	Kyle Kramer, DB
.....	Mike Otten, FB
.....	Eric Smith, QB

1988.....	Pat Jackson, LB
.....	Kyle Kramer, DB
.....	Eric Smith, QB
1989.....	Pat Jackson, LB
.....	Brett Landman, TE
1990.....	Pat Jackson, TE
.....	Brett Landman, TE
.....	Todd Powell, PK
1991.....	Brett Landman, TE
.....	Chris Henwood, OL
.....	Todd Powell, PK
.....	Bob Dudley, DL
.....	Joe Bair, DB
1992.....	Matt Foley, OL
.....	Chris Henwood, OL
.....	Bob Dudley, DL
.....	Joe Bair, DB
1993.....	Bob Dudley, DL
.....	Vince Palko, LB
.....	Matt Foley, OL
.....	Cal Bowers, OL
.....	Steve Rodriguez, DB
.....	Lee Boyer, LB
1994.....	Cal Bowers, OL
.....	Brian Leaver, PK
.....	Jason Peters, OL
.....	Dave Bruhowzki, DL
.....	Vince Palko, LB
1995.....	Cal Bowers, OL
.....	Dave Bruhowzki, DL
1996.....	Dave Bruhowzki, DL
.....	Kevin O'Neill, LB
1997.....	Kevin O'Neill, LB
2002.....	Chris Haneline, LB
2003.....	Craig Jarrett, TE
2005.....	Jonathan Culp, OL
.....	Terrill Mayberry, DB
.....	Mike Thaler, DL
2006.....	Kory Lichtensteiger, OL
2007.....	Kory Lichtensteiger, OL
.....	Kevin Huelsman, OL
.....	Drew Nystrom, OL
2008.....	Cody Basler, LB
.....	Craig Rutherford, LS
.....	Jimmy Scheidler, TE
2009.....	Cody Basler, LB
.....	Jimmy Scheidler, TE
.....	Craig Rutherford, LS
2013.....	Chief Kekuewa, C
.....	Tyler Beck, TE
.....	Tyler Tate, K
.....	Chris Pohlman, FB
.....	Ronnie Goble, LB
2014.....	Zac Bartman, LB
.....	Joseph Davidson, P
.....	Logan Dietz, OL
.....	Ryan Hunter, OL
.....	Nate Locke, LB
.....	Gabe Martin, LB
.....	Monti Phillips, LB
.....	Christian Piazza, OL
.....	Chris Pohlman, TE
.....	Clay Rolf, TE
.....	Paul Senn, LB
.....	Ben Steward, OL
.....	Tyler Tate, K
2015.....	Zac Bartman, LB
.....	Terrance Bush, DL
.....	Joseph Davidson, P
.....	Logan Dietz, OL
.....	Ryan Hunter, OL
.....	Nate Locke, LB
.....	Alfonso Mack, DB
.....	Trevor Roop, DB
.....	Ben Steward, OL
.....	Tyler Tate, K
.....	Donovan Wilson, RB
2016.....	Zac Bartman, LB
.....	Jamari Bozeman, DB
.....	Terrance Bush, DL
.....	Clark Clancy, OL

.....	Joseph Davidson, P
.....	Ryan Hunter, OL
.....	Robert Jackson, DB
.....	Nico Lautanen, OL
.....	Nate Locke, LB
.....	Blake Lucky, LB
.....	James Morgan, QB
.....	Trevor Roop, WR
.....	Trevor Roop, WR
.....	Ben Steward, OL
2017.....	Caleb Bright, OL
.....	Clark Clancy, OL
.....	Joseph Davidson, P
.....	Ryan Hunter, OL
.....	Cam Jefferies, DB
.....	Nate Locke, LB
.....	Grant Loy, QB
.....	James Morgan, QB
.....	Trevor Roop, WR
.....	Gabe Skrobot, LS
2018.....	Caleb Bright, OL
.....	James Carolan, LS
.....	Colin DeBord, WR
.....	Derek Downs, OL
.....	Zach Dziengelewski, OL
.....	John Kurtz, OL
.....	Grant Loy, QB
.....	Matt Naranjo, P
.....	Gabe Skrobot, LS
2019.....	Caleb Bright, OL
.....	James Carolan, LS
.....	Derek Downs, OL
.....	Jevon Henderson, DL
.....	Jack Kramer, OL
.....	Nico Lautanen, DL
.....	Grant Loy, QB
.....	Presley Motes, TE
.....	Jordan Murphy, DL
.....	Matt Naranjo, P
.....	Nate Needham, K
.....	Gabe Skrobot, LS
2020.....	Darren Anders, LB
.....	James Carolan, LS
.....	Derek Downs, OL
.....	Brock Horne, LB
.....	Matt McDonald, QB
.....	Presley Motes, TE
.....	Jordan Murphy, DL
.....	Matt Naranjo, P
.....	Nate Needham, PK
.....	Jake Rogers, WR
.....	Cameron Stage, P
.....	PaSean Wimberly, RB
2021.....	Darren Anders, LB
.....	Dontrez Brown, DL
.....	James Carolan, LS
.....	Matt Fortner, OL
.....	Levi Gazarek, TE
.....	Demetrius Hardamon, LB
.....	Brock Horne, LB
.....	Matt McDonald, QB
.....	Jordan Murphy, OL
.....	Matt Naranjo, P
.....	Nate Needham, PK
.....	Austin Osborne, WR
.....	Jordan Porter, DL
.....	Malone VanGorder, OL

## MAC Distinguished Scholar Athlete

2014.....	Zac Bartman, LB
.....	Joseph Davidson, P
.....	Ryan Hunter, OL
.....	Nate Locke, LB
.....	Gabe Martin, LB
.....	Chris Pohlman, TE
.....	Ben Steward, OL
.....	Tyler Tate, K
2015.....	Joseph Davidson, P
.....	Ryan Hunter, OL
.....	Nate Locke, LB
.....	Alfonso Mack, DB
.....	Ben Steward, OL
.....	Tyler Tate, K

2016.....	Zac Bartman, LB
.....	Jamari Bozeman, DB
.....	Joseph Davidson, P
.....	Ryan Hunter, OL
.....	Nate Locke, LB
.....	James Morgan, QB
.....	Trevor Roop, WR
.....	Ben Steward, OL
2017.....	Clark Clancy, OL
.....	Joseph Davidson, P
.....	Ryan Hunter, OL
.....	Nate Locke, LB
.....	Trevor Roop, WR
2018.....	Gabe Skrobot, LS

## National Football Foundation Hampshire Honor Society

2008.....	Kyle Cutler
.....	Kevin Huelsman
.....	Kory Lichtensteiger
.....	Drew Nystrom
.....	Patrick Watson
.....	Peter Winovich III
2010.....	Craig Rutherford

2012.....	Ben Bojicic
2015.....	Gabe Martin
2016.....	Tyler Tate
2017.....	Terrance Bush
.....	Logan Dietz
.....	Greg Hohenstein
.....	Alfonso Mack
.....	Ben Steward
2018.....	Clark Clancy
.....	Joseph Davidson
.....	Ryan Hunter
.....	Nate Locke
2021.....	Presley Motes
2022.....	James Carolan
.....	Jordan Murphy
.....	Matt Naranjo
.....	Nate Needham

## College All-Stars

1960.....	Bernie Casey, TB
1962.....	Bob Reynolds, OT
1971.....	Phil Villapiano, DE
1972.....	Tony Bell, DB

## All-American Bowl

1959.....	Bob Zimpfer, T
1960.....	Jerry Colaner, G
1962.....	Bob Reynolds, T

## North-South Bowl

1959.....	Bob Zimpfer, T
-----------	----------------

## Senior Bowl

1961.....	Jerry Croft, T
1966.....	Mike Weger, DB
1971.....	Phil Villapiano, DE
2003.....	Josh Harris, QB
.....	Kory Lichtensteiger, OL
2021.....	Quintin Morris, TE

## East-West Shrine Classic

1960.....	Bernie Casey, TB
1973.....	Tony Bell, DB
1975.....	Steve Studer, C
1978.....	Jeff Groth, WR
1985.....	Brian McClure, QB
1999.....	Jason Strasser, PK
2001.....	Brandon Hicks, NG
2002.....	Dennis Wendel, OL
2004.....	Scott Mruczkowski, C
2009.....	Freddie Barnes, WR
2017.....	Joseph Davidson, P

## Rotary Gridiron Classic

2001.....	Brandon Hicks, NG
-----------	-------------------





# 2022 BGSU FOOTBALL

## 12 MAC CHAMPIONSHIPS | 13 BOWL GAME APPEARANCES

# RECORD BOOK • HONORS

### Blue-Gray Classic

1955.....	Jack Hecker, E
1956.....	Jack Giroux, FB
1961.....	Jerry Croft, T
1966.....	Mike Weger, DB
1970.....	Phil Villapiano, DE
1983.....	Martin Bayless, DB
(Defensive Player of the Game)	
1986.....	Gerald Bayless, TE
1992.....	Mark Szlachcic, WR
1994.....	Brian Leaver, PK

### SPIRAL Tropical Bowl

2017.....	Teo Redding, WR
2018.....	Scott Miller, WR

### NFLPA Bowl

2018.....	Montre Gregory
-----------	----------------

### Canadian-American Bowl

1977.....	Mark Miller, QB
1978.....	Dirk Abernathy, DB

### Hula Bowl

2005.....	P.J. Pope, RB
-----------	---------------

### All-Ohio Shrine Classic

1972.....	John Czerwinski, T
.....	Earl Hargrove, MG
1973.....	John Jacquot, DT
.....	Phil Polak, FB
.....	Tom Hall, LB
1974.....	Joe Russell, LB
.....	Nick Obrovac, OT
1975.....	Gene Jones, OT
.....	Kevin Clayton, LB
.....	Art Thompson, DB
1976.....	John Obrock, OT
.....	Tommy Steele, OG
.....	Steve Kuehl, TB
.....	Dave Brown, MG

### Las Vegas All-Star Classic

2005.....	Charles Sharon, WR
.....	Steve Sanders, WR

### Rimington Award Finalist

2007.....	Kory Lichtensteiger, OL
-----------	-------------------------

### Fred Biletnikoff Award Finalist

2009.....	Freddie Barnes
-----------	----------------

### ABC/CBS Chevrolet Player of the Game

1972.....	Phil Polak, FB vs. Miami
1972.....	John Villapiano, LB vs. Miami
1977.....	Mark Miller, QB vs. C. Michigan
1980.....	Todd Gates, DT vs. C. Michigan
1982.....	Chip Otten, TB vs. Miami
1992.....	Artie Mangham, LB vs. Ohio State
2004.....	Omar Jacobs, QB vs. Oklahoma

### California Bowl Player of the Game

1982.....	Chip Otten, TB vs. Fresno State
1982.....	Jac Tomasello, DB vs. Fresno State
1985.....	Greg Meehan, WR vs. Fresno State
1991.....	Mark Szlachcic, WR vs. Fresno State

### MAC Championship Game MVP

2013.....	Matt Johnson, QB vs. N. Illinois
2015.....	Travis Green, RB vs. N. Illinois

### Motor City Bowl MVP

2003.....	Josh Harris, QB vs. Northwestern
-----------	----------------------------------

### GMAC Bowl MVP

2004.....	Omar Jacobs, QB vs. Memphis
-----------	-----------------------------

### GMAC Bowl Offensive MVP

2004.....	Steve Sanders, WR vs. Memphis
-----------	-------------------------------

### GMAC Bowl Defensive MVP

2004.....	Mitchell Crossley, DE vs. Memphis
-----------	-----------------------------------

### GMAC Bowl Special Teams MVP

2004.....	Shaun Suisham, K vs. Memphis
2007.....	Roger Williams, KR vs. Tulsa

### Humanitarian Bowl MVP

2009.....	Freddie Barnes vs. Idaho
-----------	--------------------------

### Camellia Bowl Bart Starr MVP

2014.....	James Knapke vs. South Alabama
-----------	--------------------------------

### Columbus TD Club Sammy Baugh Award

1985.....	Brian McClure, QB
2015.....	Matt Johnson, QB

### Columbus TD Club Paul Warfield Award

2015.....	Roger Lewis, WR
-----------	-----------------

### MAC Vern Smith Leadership Award

1984.....	Brian McClure, QB
1985.....	Brian McClure, QB
1991.....	Erik White, QB
1992.....	Erik White, QB
2015.....	Matt Johnson, QB

### MAC Offensive Player of the Year

1983.....	Brian McClure, QB
1984.....	Brian McClure, QB
1985.....	Brian McClure, QB
1991.....	Erik White, QB
1992.....	Erik White, QB
2004.....	Omar Jacobs, QB
2015.....	Matt Johnson, QB

### MAC Defensive Player of the Year

1970.....	Phil Villapiano, DE
1993.....	Vince Palko, LB
1994.....	Vince Palko, LB
2012.....	Chris Jones, DT

### MAC Lineman of the Year

1969.....	Joe Green, NG
-----------	---------------

### MAC Freshman of the Year

1982.....	Brian McClure
1998.....	Kurt Gerling
2011.....	Anthony Samuel

### MAC Coach of the Year

1982.....	Denny Stolz
1985.....	Denny Stolz
1991.....	Gary Blackney
1992.....	Gary Blackney
2001.....	Urban Meyer

### MAC Hall of Fame

1988.....	Doyt Perry
1992.....	Phil Villapiano
1994.....	Don Nehlen

### Ohio Collegiate Coach of the Year

1956.....	Doyt Perry
1959.....	Doyt Perry
1985.....	Denny Stolz
1992.....	Gary Blackney

### Highest National Rankings

1985.....	19th, ESPN
.....	20th, AP
.....	22nd, CNN/USA Today
2002.....	16th, ESPN/USA Today
.....	20th, AP
2003.....	15th, AP
.....	20th, ESPN/USA Today
.....	16th, BCS
2004.....	25th, AP
.....	24th ESPN/USA Today

## ALL-NW OHIO CONFERENCE

### 1922

F.G. Skibbie.....	LE
Ralph Castner.....	LG
Robert Younkin.....	C
Solon Hesrick.....	QB
Ernest Etoll.....	LT (2nd)
Earl Leiter.....	RG (2nd)
Carl Bachman.....	RE (2nd)
Bert Ryder.....	RH (2nd)
Caryle Kennedy.....	G (HM)
Orville Raberding.....	HB (HM)
Homer Moscoe.....	HB (HM)
Al McMann.....	FB (HM)

### 1926

Herb Fish.....	LT
Ora Knecht.....	RG
Macs Leitman.....	HB
Hayden Olds.....	FB
Harry Gwynn.....	C (2nd)
Harry Crawford.....	RE (2nd)
Byron Saneholtz.....	QB (2nd)

### 1927

Herb Fish.....	LT
Ora Knecht.....	LG
Forrest Warner.....	RG
Forrest Helvoight.....	RT (2nd)
Macs Leitman.....	HB (2nd)
Fred Carroll.....	FB (2nd)

### 1928

Howard Filiere.....	LE
Herb Fish.....	LT
Chet Chapman.....	LG
Benny Pencheff.....	HB
Fred Carroll.....	FB
Harry Gwynn.....	C (2nd)
Forrest Helvoight.....	RT (2nd)
Macs Leitman.....	HB (2nd)

### 1929

Chet Chapman.....	RE
Cliff Stevenson.....	C
Howard Goldner.....	LT
Harold Treece.....	HB
George Evans.....	RT (2nd)
Willard Ault.....	LG (2nd)
Doyt Perry.....	QB (2nd)

### 1930

Chet Chapman.....	LT
Cliff Stevenson.....	C
Fred Marsh.....	RG
Doyt Perry.....	QB
Harry Traub.....	LG (2nd)
Kenneth Gill.....	FB (2nd)

### 1931

Doyt Perry.....	QB
Cliff Stevenson.....	C
Harry Traub.....	RT
Fred Marsh.....	LG (2nd)
Don Stevenson.....	RE (2nd)
John Orwick.....	HB (2nd)

## ALL-OHIO CONFERENCE

### Legend

INS-International News Service  
AP-Associated Press  
UPI-United Press International  
1-first team; 2-second team  
3-third team; HM-honorable mention

### 1933

Carl Stephens.....	T (INS-1)
Ford Murray.....	QB (INS-HM)

### 1934

James Inman.....	FB (INS-1)
John Ihnat.....	T (INS-HM)
Robert Lewis.....	HB (INS-HM)

### 1938

Edmund Siminski.....	T (INS-3)
Lamar Knecht.....	G (INS-3)

### 1939

Edmund Siminski.....	T (INS-1)
Lamar Knecht.....	G (INS-1)
Steve Brudzinski.....	HB (INS-1)
Robert Barnett.....	G (INS-HM)
George Madaras.....	E (INS-HM)
Ed Wellner.....	HB (INS-HM)
Charles Catanese.....	FB (INS-HM)

### 1940

Steve Brudzinski.....	QB (INS,AP-1)
Robert Barnett.....	G (INS,AP-2)
Charles Catanese.....	C (INS-2, AP-HM)
Emil Ihnat.....	T (INS-HM)
Edward Wellner.....	HB (INS-HM)

### 1941

Stanley Yoder.....	HB (INS,AP,UPI-1)
Emil Ihnat.....	T (AP,UPI-1,INS-3)
Edward Wellner.....	HB (UPI,INS-2, AP-3)
Wayne Bordner.....	E (INS,AP,UPI-3)
Dewey Johnson.....	HB (AP,UPI,INS-HM)

## ALL-OHIO

(all Ohio schools except Ohio State)  
INS-International News Service  
AP-Associated Press  
UPI-United Press International  
1-first team; 2-second team  
3-third team; HM-honorable mention

### 1928

Chester Chapman.....	G (INS-1)
----------------------	-----------

### 1929

Chester Chapman.....	E (INS-3)
----------------------	-----------

### 1930

Chester Chapman.....	T (INS-2)
----------------------	-----------

### 1931

Harry Traub.....	T (INS-2)
Cliff Stevenson.....	C (INS-HM)
Doyt Perry.....	QB (INS-HM)

### 1933

Carl Stephens.....	T (INS-1)
Ford Murray.....	QB (INS-3)



# RECORD BOOK • HONORS

## 1934

James Inman ..... FB (INS-HM)

## 1939

Edmund Siminski ..... T (AP,INS,UPI-1)  
 Lamar Knecht ..... G (AP-1, INS,UP-2)  
 Steve Brudzinski ..... HB  
 (AP,UPI-2, INS-HM)  
 Robert Barnett ..... G (INS,AP-HM)  
 Charles Catanese ..... FB (INS,AP-HM)  
 Carlton Riddle ..... C (AP-HM)  
 Adolph Madaras ..... E (AP-HM)  
 Edward Wellner ..... HB (AP-HM)

## 1940

Steve Brudzinski ..... HB (INS-1)  
 Robert Barnett ..... G (INS,UPI-2)

## 1941

Stanley Yoder ..... HB (AP,UPI-1, INS-2)

## 1942

Wayne Bordner ..... E (UPI-2)

## 1943

Arthur Mergenthal ..... T (INS,UPI-1)  
 Don Mohr ..... E (UPI-1, INS-2)  
 Al DiMarco ..... QB (INS-1, UPI-2)  
 Wayne Bordner ..... E (INS-1, UPI-2)  
 Donald Harris ..... G (INS-2)

## 1944

Don Mohr ..... E (UP-1)  
 Brenton Kirk ..... T (UP-2)

## 1945

James Knierim ..... E (UP-2)  
 Patrick Mulvihill ..... HB (UP-2)

## 1946

Max Minnich ..... HB (AP-2)  
 Wayne Bordner ..... E (AP-HM)

## 1947

Lester Rideout ..... T (AP,INS-1)  
 Jack Woodland ..... FB (AP-2, INS-3)  
 Wayne Bloker ..... C (INS-3, AP-HM)  
 Vern Dunham ..... E (INS-2)  
 Bruce Ballard ..... G (AP-HM)

## 1948

Max Minnich ..... HB (INS-1,AP-3)  
 Vern Dunham ..... E (AP-1, INS-2)  
 Jack Woodland ..... HB (AP,INS-HM)  
 Robert Schnelker ..... E (AP-2)

## 1949

Robert Schnelker ..... E (INS-1, AP-2)  
 Jack Woodland ..... HB (INS-1, AP-2)  
 Willis Secor ..... C (INS-3)  
 Don Frail ..... E (INS-HM)  
 Ed Kuntz ..... T (INS-HM)  
 Fred Snell ..... G (INS-HM)  
 Leroy Silvani ..... G (INS,AP-HM)  
 Rodney Lash ..... HB (INS-HM)

## 1951

Fred Durig ..... FB (AP,INS-1)  
 Ollie Glass ..... C (AP-3)  
 Lloyd Parkson ..... T (AP-HM)

## 1952

James Ladd ..... E (INS,AP-1)  
 Fred Durig ..... FB (INS,AP-1)

## 1953

James Ladd ..... E (INS,AP,UPI-1)  
 Bill Bradshaw ..... QB (UPI-HM)  
 Lester Green ..... G (UPI-HM)

## 1954

Jack Hecker ..... E (INS,AP-HM)  
 Bill Bradshaw ..... HB (INS,AP-HM)

## 1955

Jack Hecker ..... E (AP,INS,UPI-1)  
 Kenneth Russell ..... T (INS,UPI-2)  
 John Murnen ..... G (AP,INS,UPI-HM)  
 James Bryan ..... QB (AP,INS,UPI-HM)  
 Carlos Jackson ..... HB  
 (INS,UPI-2, AP-HM)  
 Tom Kisselle ..... E (UPI-HM)  
 Fred Koch ..... T (UPI-HM)  
 Harold Peek ..... C (UPI-HM)  
 Vic DeOrio ..... HB (UPI-HM)

## 1956

Kenneth Russell ..... T (INS,UPI-1)  
 John Murnen ..... G (INS,UPI-1)  
 Vic DeOrio ..... HB (INS,UPI-1)  
 Harold Peek ..... C (INS-1, UPI-2)  
 Jack Giroux ..... FB (INS-1, UPI-2)  
 Ed Janeway ..... E (INS-2, UPI-HM)  
 Karl Koefper ..... T (UPI-HM)  
 Don Nehlen ..... QB (UPI-HM)

## 1957

Larry Baker ..... T (INS-1)  
 Tim Murnen ..... G (INS,UPI-1)  
 Don Nehlen ..... QB (INS,UPI-2)  
 Vic DeOrio ..... HB (INS-2)  
 Ed Janeway ..... E (INS,UPI-3)  
 Karl Koefper ..... T (UPI-1, INS-2)

## 1958

Tom Colaner ..... E (UPI-1)  
 Bob Zimpfer ..... T (UPI-1)  
 Ray Reese ..... G (UPI-1)  
 Bob Colburn ..... QB (UPI-1)  
 Jerry Roberts ..... E (UPI-HM)  
 Larry Baker ..... T (UPI-HM)  
 Chuck Ramsey ..... G (UPI-HM)  
 Bob Ramlow ..... HB (UPI-HM)

## 1959

Bob Zimpfer ..... T (UPI-1)  
 Bob Colburn ..... QB (UPI-1)  
 Chuck Ramsey ..... G (UPI-2)  
 Bernie Casey ..... HB (UPI-2)  
 Bob Bird ..... T (UPI-HM)  
 Jerry Dianiska ..... FB (UPI-HM)

## 1960

Jerry Colaner ..... G (UPI-1)  
 Don Lisbon ..... HB (UPI-2)  
 Ralph White ..... T (UPI-3)  
 Larry Smith ..... E (UPI-HM)  
 Bob Bird ..... T (UPI-HM)  
 Ron Williams ..... C (UPI-HM)  
 Bernie Casey ..... HB (UPI-HM)

## BGSU MVP

1927 ..... Forrest Warner, G  
 1928 ..... Chet Chapman, G  
 1929 ..... Harold Treece, HB  
 1930 ..... Chet Chapman, T  
 1931 ..... Clifford Stevenson, C  
 1932 ..... Ford Murray, QB  
 1933 ..... Carl Stephens, T  
 1934 ..... Richard Wallace

1935-38 ..... None selected

1939 ..... Ed Siminski, T  
 1940 ..... Steve Brudzinski, HB  
 1941 ..... Stanley Yoder, HB  
 1942 ..... Wayne Bordner, E  
 1943 ..... Art Mergenthaler, V-12, T  
 1944 ..... Al DiMarco, V-12, QB  
 1945 ..... Patrick Mulvihill, V-12, HB  
 1946 ..... Wayne Bordner, E  
 1947 ..... Jack Woodland, FB  
 1948 ..... Max Minnich, HB  
 1949 ..... Jack Woodland, FB  
 1950 ..... Richard Pont, HB  
 1951 ..... Fred Durig, FB  
 1952 ..... Fred Durig, FB  
 1953 ..... Bill Bradshaw, QB  
 1954 ..... Bill Bradshaw, QB  
 1955 ..... Carlos Jackson, HB  
 1956 ..... Jack Giroux, HB  
 1957 ..... Tim Murnen, LB  
 1958 ..... Harold Furcron, HB  
 1959 ..... Bob Colburn, QB  
 1960 ..... Jerry Colaner, G  
 Don Lisbon, FB  
 Jerry Croft, T  
 Don Lisbon, HB  
 Gary Sherman, G  
 Jim Wisser, FB  
 Jay Cunningham, HB  
 Mike Weger, DB  
 Mike Weger, DB  
 Dave Seiter, DE  
 Dennis Zolciak, LB  
 Joe Green, MG  
 Phil Villapiano, DE  
 Paul Miles, TB  
 Fred Sturt, G  
 Phil Polak, FB  
 Paul Miles, TB  
 Dave Preston, TB  
 Dan Saleet, FB

1973 ..... Mark Miller, QB  
 1974 ..... Mark Miller, QB  
 1975 ..... Jeff Groth, WR  
 1976 ..... Mike Wright, QB  
 1977 ..... Todd Gates, DT  
 1978 ..... Craig Valentine, NT  
 1979 ..... Andre Young, DT  
 1980 ..... Martin Bayless, DB  
 1981 ..... Brian McClure, QB  
 1982 ..... Brian McClure, QB  
 1983 ..... Paul Schweitzer, LB  
 1984 ..... John Hunter, LB  
 1985 ..... Kyle Kramer, DB  
 1986 ..... Ronald Heard, WR  
 1987 ..... Keith Pace, LB  
 1988 ..... Erik White, QB  
 1989 ..... Erik White, QB  
 1990 ..... Vince Palko, LB  
 1991 ..... Ryan Henry, QB  
 1992 ..... Chad Bukey, OL  
 1993 ..... Courtney Davis, TB  
 1994 ..... Kevin O'Neill, LB  
 1995 ..... Junior Williams, DB  
 1996 ..... Kurt Gerling, WR (Off.)  
 Joe O'Neill, LB (Co-Def.)  
 Brandon Hicks, NG (Co-Def.)  
 David Bautista, WR (Off.)  
 Brandon Hicks, NG (Def.)  
 2000 ..... Brandon Hicks, NG  
 2001 ..... Josh Harris, QB  
 2002 ..... Josh Harris, QB  
 2003 ..... Omar Jacobs, QB  
 2004 ..... Charles Sharon, WR  
 2005 ..... Devon Parks DL,  
 Kory Lichtensteiger OL  
 2006 ..... Kory Lichtensteiger, OL  
 2007 ..... Diyrall Briggs, DL  
 2008 ..... Tyler Sheehan, QB  
 2009 ..... Freddie Barnes, WR

## Coaches' Award

The Coaches' Award honors the player who represents a truly outstanding attitude toward Falcon Football.

1979 ..... Doug Wiener  
 1980 ..... Alvin Howard  
 1981 ..... Rick Iverson  
 1982 ..... Rick Deutsch  
 1983 ..... Dayne Palsgrove  
 1984 ..... Dean Hall  
 1985 ..... Dan Schriener  
 1986 ..... Chris Neal  
 1987 ..... Greg Studrawa  
 1988 ..... David Hayes  
 1989 ..... Steve Spray  
 1990 ..... Dal McDonald  
 1991 ..... Mike Calcagno  
 1992 ..... LeRoy Smith  
 1993 ..... Matt Foley  
 1994 ..... Lee Boyer  
 1995 ..... Charlie Williams  
 1996 ..... Darius Card  
 1997 ..... Trevor Stover  
 1998 ..... Brian Manns  
 1999 ..... Junior Williams  
 2000 ..... Chioke Bradley  
 2001 ..... Adam Lige  
 2002 ..... Kevin Steinke  
 2003 ..... Eric Curl  
 2004 ..... Chad Long  
 2005 ..... Andy Sahm  
 2006 ..... Vardan Mkhitarian  
 2007 ..... Cornelius McGrady  
 2008 ..... Todd DiBacco  
 2009 ..... John Nicholson  
 2010 ..... Derrick Lett  
 2011 ..... John Lanning  
 2012 ..... Pete Winovich  
 2013 ..... John Haneline  
 2014 ..... Brady Minturn

## Doyt L. Perry Award

The Doyt L. Perry Award honors a distinguished contributor to Falcon football.

1979 ..... Ted Wolfram  
 1980 ..... Glenn Sharp  
 1981 ..... Don Contris  
 1982 ..... Ken Schoeni  
 1983 ..... Sandie Middleton  
 1984 ..... Kermit Stroh  
 1985 ..... Jon Treece  
 1986 ..... Earl Rupright  
 1987 ..... Tom Noe  
 1988 ..... Mona Contris  
 1989 ..... Jean Panning  
 1990 ..... Ken Kavanagh  
 1991 ..... Jack Gregory  
 1992 ..... Jim Brennan  
 1993 ..... John Laskey  
 1994 ..... Dr. Paul Olscamp  
 1995 ..... Ray & Teresa Frick  
 1996 ..... Tim Dunn  
 1997 ..... Rod Noble  
 1998 ..... Kerm Rudolph  
 1999 ..... Eric Brickman  
 2000 ..... Ed Reiter  
 2001 ..... J.D. Pugh  
 2002 ..... Jerry Batt  
 2003 ..... Mark Brecklin  
 2004 ..... J. Robert Sebo  
 2005 ..... Dr. Rick Barker  
 2006 ..... Lois Brecklen  
 2007 ..... Van & Tracy Wright  
 2008 ..... Joe Sharp



# RECORD BOOK • HONORS

## Glenn Sharp Award

The Glenn Sharp Award honors a former Falcon athlete who, since graduation, has achieved success in his chosen profession, given back to the program, and overall has demonstrated the strong qualities of service, commitment, and loyalty that continuously enhances the reputation of the BGSU football family.

1995.....	Dean Hull
1996.....	Tom Vogtsberger
1997.....	Ed Ferkany
1998.....	Ron Zwierlein
1999.....	Chet Boyer
2000.....	Jerry Batt
2001.....	Dave Preston
2002.....	Ryan Wingrove
2003.....	Bill Bradshaw
2004.....	T.J. Carswell
.....	James Hawkins
2005.....	Ed Phillips
2007.....	Cal Bowers
2008.....	Vince Palko
2009.....	John Hunter

## Carlos Jackson Memorial Award

The Carlos Jackson Memorial Award honors the player who makes the biggest contribution to the team in the areas of leadership, inspiration and extra effort. The late Carlos Jackson was a football letterman in 1955 and 1956 and assistant football coach from 1968 to 1973.

1974.....	Dave Kulik
1975.....	Mark Conklin
1976.....	Bill Eysen
1977.....	None
1978.....	Dirk Abernathy
1979.....	John Fitzpatrick
1980.....	John Park
1981.....	Carl Rosser
1982.....	Terry Gyetvai
1983.....	Lamont Wagner
1984.....	Mark Dowdell
1985.....	Troy Dawson
1986.....	Dean Bryson
1987.....	Joe Foley
.....	Greg Johnson
1988.....	Shawn Daniels
1989.....	Shawn Zimmerman
1990.....	Brian Sherman
1991.....	Brian Sherman
1992.....	Dave Bielinski
1993.....	Clint Frazier
1994.....	Vince Palko
1995.....	Jason Woullard
1996.....	Courtney Davis
1997.....	John Kuck
1998.....	Tony Holcomb
1999.....	Brent Martin
2000.....	D.J. Durkin
2001.....	Garry Fisher
2002.....	Jon Mazur
2003.....	Mike Malone/Will Teague
2004.....	Andrew Hart
2005.....	Terrill Mayberry
2006.....	Brad Williams
2007.....	Loren Hargrove
2008.....	Jeff Fink
2009.....	Tyler Sheehan

## President's Award

The President's Award honors the player who combines athletic and academic achievement.

1979.....	Mike Callesen
1980.....	Dan Shetler
1981.....	Doug Carr
1982.....	Dave Hagaman
1983.....	Joe Kastl
1984.....	Joe Prchlik
1985.....	Rick Nieman
1986.....	Mike Otten
1987.....	Mike Otten
1988.....	Pat Jackson
1989.....	Pat Jackson
1990.....	Tom Shehab
1991.....	Brett Landman
1992.....	Jeff Rottinghaus
1993.....	Bob Dudley
1994.....	Jason Peters
1995.....	Cal Bowers
1996.....	Dave Bruhowzki
1997.....	Kevin O'Neill
1998.....	Dana Johnson
1999.....	Jason Strasser
2000.....	Rob Fehrman
2001.....	Chris Haneline
2002.....	Chris Haneline
2003.....	Craig Jarrett
2004.....	Andy Grubb
2005.....	Jonathan Culp
2006.....	Jon Jakubowski
2007.....	Kevin Huelsman
2008.....	Marques Parks
2009.....	Jimmy Scheidler

## Ken Schoeni Award

The Ken Schoeni Award is awarded to the player who best demonstrates the attributes of mental toughness, commitment, perseverance and a burning desire to succeed.

1996.....	Bob Niemet
.....	Joe O'Neill
1997.....	Tony Holcomb
1998.....	Bob Niemet
1999.....	D.J. Durkin
2000.....	Chris Della Vella
2001.....	Kurt Gerling
2002.....	Jerry Wagner
.....	Marcus Allen
2003.....	Rick Mauer
.....	Robert Haley
2004.....	T.J. Carswell
.....	James Hawkins
2005.....	B.J. Lane
2006.....	Ken Brantley
2007.....	Pat Watson
2008.....	Nick Davis
2009.....	Scott Albert
.....	Brandon Jackson

## Orange Helmet Award

The Orange Helmet Award is presented to a player who possesses the most spirit, intensity and passion for football.


2001.....	Chad Long
2002.....	Greg Kupke
2003.....	Jason Morton
.....	Jimmy Williams
2004.....	Cole Magner
2005.....	P.J. Pope
2006.....	Terrel White
2007.....	Sean O'Drobinak
2008.....	Nate Waldron
2009.....	Cody Basler






# RECORD BOOK • HALL OF FAME


## BGSU HALL OF FAME




Bill Bradshaw




Bernie Casey




Paul Miles



Bob Schnelker



Cris Shale



John Spengler

Player	Inducted
Carl C. Bachman '25	1966
George Baldwin '47	1991
Martin Bayless '84	1989
Bruce Bellard '48	1984
Ronald Blackledge '60	1972
Wayne M. Bordner '46	1980
William H. Bradshaw '55	1987
Steve L. Brudzinski '41	1967
Charles Buckenmeyer '46	1973
Bernard T. Casey '61	1966
Chester A. Chapman '32	1965
Charles S. Clucas '21	1967
Robert Colburn '60	1977
Jay Cunningham '65	1991
Victor DeOrio '59	1977
Vern Dunham '49	1989
Fred E. Durig '53	1975
Harold I. Filiere '29	1969
Jack E. Giroux '57	1980
Joseph D. Green '70	1975
Jeff Groth '79	1984
Josh Harris '04	2016
John A. Hartman '35	1966
Ron Heard '90	2005
Jack Hecker '56	1964
Stan Hunter '86	1992
James R. Inman '37	1966
Carlos Jackson '58	1977
Dewey B. Johnson '46	1968
Kyle Kramer	2011
James C. Knierim '48	1970
James W. Ladd '54	1969
Ivan E. Lake '24	1964
Brian Leaver '24	2006
Mac's Leitman '30	1971
Kory Lichtensteiger '07	2018
Donald Lisbon '63	1980
Adolph Madaras '40	1995
Fred Marsh '33	1985
David B. Martin '47	1970
Dave McClain '60	1986
Brian McClure '85	1991
Paul Miles '74	1990

Player	Inducted
Mark Miller '78	1983
Kenneth Mollenkopf '31	1965
John T. Murnen '58	1979
Ford Murray '35	2005
Donald E. Nehlen '58	1978
Hayden Olds '27	1983
Vince Palko '95	2006
Charles E. Perry '59	1986
Doyt L. Perry '32	1971
R. David Preston '77	1982
Ronnie Redd '95	2008
Bill Regnier '64	2005
Robert L. Reynolds '64	1973
James A. Rivers '67	1981
Kenneth E. Russell '57	1967
Allen Sawdy, Trainer	1967
Robert Schnelker '51	1964
Cris Shale '91	1996
Glenn M. Sharp, Eq. Manager	1982
Edmund J. Siminski '40	1965
Franklin G. Skibbie '26	1964
Doug Smith '78	1986
Larry Smith '62	1991
John Spengler '81	1989
Warren E. Steller, Coach	1965
Clifford A. Stevenson '32	1967
Claitus Stough '20	1991
Fred Sturt '73	1992
Mark Szlachcic '93	2003
Andy Tracy '96	2006
Phillip Villapiano '71	1976
Michael R. Weger '67	1972
Erik White '93	2003
Robert H. Whittaker, Coach	1968
Earl R. Wittmer '24	1966
Stew Williams '67	1991
Jack B. Woodland '49	1967
Dick Young, Asst. Coach	2000
Andre Young	2004
Jim Young '56	1988
Robert A. Younkin '26	1965
Robert Zimpfer '60	1974
1959 Team	2013

## DOYT L. PERRY

1988 College Football Hall of Fame Inductee

The year 1988 will be fondly remembered by many who are associated with the football program at BGSU. That year Doyt L. Perry, a former player, coach and administrator was recognized by the National Football Foundation with its top honor, induction into the College Football Hall of Fame.

Perry traveled to New York in December of 1988 for the Foundation's Hall of Fame dinner and was officially enshrined into the College Football Hall of Fame in June, 1989, in ceremonies held at Kings Island, Ohio.


Perry's association with BGSU dates back to the 1920s when he lettered nine times in three sports (football, basketball and baseball). The Croton, Ohio native received his degree in 1932. He began coaching on the high school level before becoming an assistant at Ohio State in 1951.

Perry returned to his alma mater in 1955, leading the football program to a 77-11-5 (.855) record over the next 11 years. His teams won five Mid-American Conference titles and one national college division championship in 1959. Perry's winning percentage ranks fifth on the all-time NCAA list.

Perry, who retired from coaching in 1964 to become BGSU's athletic director, developed such outstanding coaches as Bill Mallory, Don Nehlen, Larry Smith, and the late Dave McClain. Many more of Perry's former assistants and players have gone on to enjoy success in the coaching profession.

Perry passed away in February of 1992. At his memorial service former Michigan coach Bo Schembechler, an assistant on Perry's 1955 staff, said, "I don't believe I can name a coach, anywhere, anytime, anyhow, who did it better than Doyt Perry."

A documentary on Perry's career was released in May of 1998. It was produced by WBGU-TV.





# RECORD BOOK • MILESTONES

## 100-YARD RUSHERS

Date	Opponent	Name	Car.	Yds.	Score
10/30/21	at Buffalo.....	Terion Stewart	11	170	56-44
11/28/20	at Ohio.....	Andrew Clair	15	118	10-52
11/10/20	Kent State.....	Terion Stewart	14	162	24-62
11/13/19	Miami.....	Bryson Denley	14	105	3-44
10/12/19	Toledo.....	Grant Loy	19	137	20-7
11/17/18	at Akron.....	Andrew Clair	12	112	21-6
10/6/18	at Toledo.....	Andrew Clair	12	118	36-52
9/1/18	at Oregon.....	Andrew Clair	25	113	24-58
11/21/17	at Eastern Michigan.....	Josh Cleveland	15	150	31-34
10/31/17	at Kent State.....	Andrew Clair	8	111	44-16
10/21/17	Northern Illinois.....	Andrew Clair	15	108	17-48
10/14/17	Ohio.....	Andrew Clair	18	148	30-48
10/7/17	at Miami.....	Andrew Clair	16	121	37-29
		Josh Cleveland	10	117	37-29
11/25/16	Buffalo.....	Fred Coppet	20	160	27-19
		Josh Cleveland	16	109	27-19
		Donovan Wilson	25	107	27-19
11/15/16	Kent State.....	Donovan Wilson	30	146	42-7
		Josh Cleveland	8	131	42-7
		Fred Coppet	19	105	42-7
11/9/16	at Northern Illinois.....	Donovan Wilson	21	119	38-28
		Fred Coppet	16	116	38-28
10/15/16	at Toledo.....	Fred Coppet	17	104	35-42
10/1/16	Eastern Michigan.....	Fred Coppet	25	141	25-28
9/17/16	Middle Tennessee State.....	Josh Cleveland	18	153	21-41
		Fred Coppet	27	117	21-41
12/4/15	vs. Northern Illinois.....	Travis Greene	29	183	34-14
11/24/15	at Ball State.....	Fred Coppet	11	108	48-10
		Matt Domer	3	105	48-10
11/11/15	at Western Michigan.....	Travis Greene	24	170	41-27
11/4/15	Ohio.....	Travis Greene	13	106	62-24
10/10/15	UMass.....	Travis Greene	15	122	62-38
10/3/15	at Buffalo.....	Travis Greene	17	119	28-22
9/12/15	at Maryland.....	Fred Coppet	15	109	48-27
12/5/14	vs. Northern Illinois.....	Travis Greene	18	105	17-52
11/28/14	Ball State.....	Travis Greene	14	159	24-41
		Fred Coppet	16	140	24-41
11/12/14	Kent State.....	Andre Givens	38	157	30-20
11/4/14	at Akron.....	Fred Coppet	18	113	27-10
		Andre Givens	14	101	27-10
9/27/14	at UMass.....	Travis Greene	20	110	47-42
9/13/14	Indiana.....	Travis Greene	24	123	45-42
9/6/14	VMI.....	Travis Greene	18	129	48-7
12/6/13	vs. Northern Illinois.....	Travis Greene	26	133	47-27
11/29/13	at Buffalo.....	Travis Greene	30	129	24-7
11/23/13	at Eastern Michigan.....	Travis Greene	15	126	58-7
11/12/13	Ohio.....	Travis Greene	22	149	49-0
11/5/13	at Miami.....	Travis Greene	14	112	45-3
10/5/13	UMass.....	Travis Greene	22	160	28-7
9/28/13	Akron.....	Travis Greene	24	142	31-14
9/21/13	Murray State.....	Travis Greene	17	133	48-7
9/7/13	at Kent State.....	Travis Greene	24	145	41-22
11/7/12	at Ohio.....	Anthon Samuel	29	181	26-14
10/27/12	Eastern Michigan.....	John Pettigrew	24	136	24-3
10/13/12	Miami.....	Anthon Samuel	22	171	37-12
10/6/12	at Akron.....	Anthon Samuel	15	117	24-10
9/29/12	Rhode Island.....	Anthon Samuel	17	127	48-8
9/15/12	at Toledo.....	Anthon Samuel	16	112	15-27
10/22/11	Temple.....	Anthon Samuel	18	112	13-10
10/15/11	Toledo.....	Anthon Samuel	25	105	21-28
9/24/11	at Miami.....	Anthon Samuel	16	121	37-23
9/10/11	Morgan State.....	Anthon Samuel	11	122	58-13
9/1/11	at Idaho.....	Anthon Samuel	22	141	32-15

10/30/10	at Central Michigan.....	Willie Geter	26	103	17-14
9/18/10	vs. Marshall.....	Willie Geter	31	100	44-28
11/27/09	vs. Toledo.....	Willie Geter	16	116	38-24
11/28/08	at Toledo.....	Willie Geter	12	160	38-10
11/1/08	vs. Kent State.....	Tyler Sheehan	14	109	45-30
10/11/08	at Akron.....	Anthony Turner	19	126	37-33
11/2/07	vs. Akron.....	Anthony Turner	12	104	44-20
10/20/07	at Kent State.....	Willie Geter	22	203	31-20
11/4/06	at Akron.....	Anthony Turner	22	105	28-35
10/28/06	at Temple.....	Chris Bullock	29	182	14-28
9/30/06	at Ohio.....	Chris Bullock	21	114	21-9
9/9/06	Buffalo.....	Anthony Turner	23	127	48-40
9/2/06	vs. Wisconsin.....	Freddie Barnes	29	158	14-35
10/15/05	at Buffalo.....	B.J. Lane	25	141	27-7
12/22/04	Memphis.....	P.J. Pope	28	151	52-35
11/13/04	Marshall.....	P.J. Pope	25	117	56-35
11/06/04	Western Michigan.....	P.J. Pope	12	205	52-0
	Western Michigan.....	B.J. Lane	23	118	52-0
10/30/04	Eastern Michigan.....	P.J. Pope	19	128	41-20
10/2/04	at Temple.....	P.J. Pope	8	106	70-16
11/22/03	at Ball State.....	B.J. Lane	6	115	41-14
10/18/03	at Eastern Michigan.....	P.J. Pope	22	122	33-20
9/13/03	Liberty.....	P.J. Pope	14	162	62-3
11/23/02	Eastern Michigan.....	P.J. Pope	15	143	63-21
11/2/02	at Kent State.....	Joe Alls	21	179	45-14
10/26/02	Ball State.....	Joe Alls	19	103	38-20
10/12/02	at Central Michigan.....	Josh Harris	22	138	45-35
10/05/02	Ohio.....	P.J. Pope	13	117	72-21
9/21/02	at Kansas.....	Joe Alls	20	167	39-16
9/14/02	Missouri.....	Joe Alls	16	119	51-28
11/23/01	Toledo.....	Josh Harris	22	117	56-21
11/10/01	at Ohio.....	Josh Harris	28	148	17-0
10/13/01	at Western Michigan.....	John Gibson	16	116	28-37
9/29/01	at Marshall.....	Joe Alls	17	107	31-37
9/1/01	at Missouri.....	Joe Alls	17	107	20-13
10/14/00	at Miami.....	Josh Harris	18	103	10-24
10/7/00	Akron.....	John Gibson	35	149	21-27
11/13/99	Ball State.....	Joe Alls	25	155	35-14
10/30/99	Central Michigan.....	Joe Alls	29	134	31-7
10/2/99	Toledo.....	Godfrey Lewis	31	124	34-23
11/21/98	at Northern Illinois.....	Godfrey Lewis	27	147	34-23
10/24/98	Kent.....	Steve Holmes	27	220	42-21
10/3/98	Ohio.....	Godfrey Lewis	29	191	35-7
9/20/97	at Akron.....	Robbie Hollis	23	107	31-28
9/28/96	Central Michigan.....	Courtney Davis	30	116	31-27
9/21/96	at Miami.....	Courtney Davis	32	108	14-10
9/14/96	Temple.....	Courtney Davis	34	119	20-16
11/4/95	Ohio.....	Keylan Cates	43	180	33-7
9/16/95	Akron.....	Keylan Cates	31	186	50-12
10/8/94	Ohio.....	Courtney Davis	18	103	32-0
10/1/94	at Cincinnati.....	Keylan Cates	20	110	38-0
11/20/93	Western Michigan.....	Zeb Jackson	30	113	14-14
11/13/93	at Central Michigan.....	Zeb Jackson	27	104	15-17
11/6/93	Kent.....	Zeb Jackson	21	127	40-7
10/30/93	at Miami.....	Zeb Jackson	29	123	30-25
10/23/93	at Ball State.....	Zeb Jackson	30	112	26-26
10/9/93	at Ohio.....	Zeb Jackson	27	131	20-0
9/11/93	Cincinnati.....	Zeb Jackson	29	127	21-7
12/18/92	Nevada.....	Zeb Jackson	22	113	35-34
10/31/92	Miami.....	Zeb Jackson	24	130	44-24
		LeRoy Smith	17	111	44-24
10/17/92	at Toledo.....	Zeb Jackson	23	112	10-9
10/10/92	Ohio.....	Zeb Jackson	15	100	31-14
10/3/92	at Central Michigan.....	George Johnson	29	109	17-14
11/9/91	Kent.....	LeRoy Smith	25	100	35-7
8/31/91	Eastern Michigan.....	LeRoy Smith	37	155	17-6



# RECORD BOOK • MILESTONES

10/20/90	Eastern Michigan .....	George Johnson	21	108	25-15	11/9/74	Arkansas State .....	Dave Preston	33	127	17-0
9/2/90	at Cincinnati .....	LeRoy Smith	16	112	34-20	11/2/74	Ohio .....	Dave Preston	30	166	22-33
		George Johnson	14	107	34-20	10/26/74	Marshall .....	Dave Preston	26	191	28-3
10/8/88	Ohio .....	Charles Edgerton	19	111	42-0	10/12/74	Kent .....	Dave Preston	28	179	26-10
11/21/87	Central Michigan .....	Mike McGee	10	116	18-17	10/5/74	at Toledo .....	Dave Preston	38	185	19-24
9/19/87	at Ball State .....	Mike McGee	13	112	24-0	9/21/74	Dayton .....	Dave Preston	30	137	41-21
10/25/86	at Kent .....	Jeff Davis	15	107	31-15	11/17/73	Northern Illinois .....	Phil Polak	29	150	21-20
10/4/86	Western Michigan .....	Jeff Davis	18	154	17-3	11/3/73	at Ohio .....	Paul Miles	28	131	23-24
9/6/86	Ohio .....	Jeff Davis	27	149	21-16	10/27/73	at Marshall .....	Paul Miles	24	116	24-21
11/16/85	Toledo .....	Bernard White	27	104	21-0	10/6/73	Toledo .....	Paul Miles	38	182	49-35
10/26/85	Kent .....	Bernard White	25	118	26-14	9/29/73	Western Michigan .....	Paul Miles	36	196	31-20
10/12/85	at Eastern Michigan .....	Bernard White	17	102	42-24	9/15/73	at Syracuse .....	Paul Miles	26	113	41-14
9/28/85	Akron .....	Bernard White	31	148	27-22	11/4/72	Ohio .....	Paul Miles	30	194	17-0
11/10/84	Ohio .....	Bernard White	13	123	28-7			Phil Polak	17	100	17-0
9/29/84	Eastern Michigan .....	Bernard White	29	148	35-27	10/28/72	Marshall .....	Paul Miles	27	217	46-7
9/22/84	at Miami .....	Bernard White	24	127	41-10	10/21/72	at San Diego State .....	Paul Miles	22	151	19-35
9/8/84	Richmond .....	Bernard White	23	143	55-28	10/14/72	Kent .....	Phil Polak	15	140	10-14
11/12/83	at Ohio .....	Darryl Story	27	139	24-20	10/8/72	at Toledo .....	Paul Miles	37	108	19-8
11/5/83	Ball State .....	Darryl Story	37	225	45-30			Phil Polak	21	101	19-8
10/15/83	at Western Michigan .....	Darryl Story	20	116	23-20	11/13/71	Xavier .....	Paul Miles	23	117	27-42
12/18/82	at Fresno State .....	Chip Otten	25	110	28-29	11/6/71	at Texas-Arlington .....	Paul Miles	29	145	34-17
11/13/82	Eastern Michigan .....	Chip Otten	32	205	24-7	10/23/71	Miami .....	Paul Miles	33	102	33-7
11/6/82	Ball State .....	Chip Otten	31	107	28-7	10/16/71	at Kent .....	Paul Miles	32	192	46-33
9/18/82	at Central Michigan .....	Bryant Jones	37	148	34-30	10/9/71	Toledo .....	Paul Miles	35	149	7-24
9/4/82	Ohio .....	Bryant Jones	22	110	40-0	9/25/71	East Carolina .....	Paul Miles	27	129	47-21
11/14/81	at Eastern Michigan .....	Bryant Jones	24	142	28-0	9/18/71	at Ohio .....	Paul Miles	27	115	20-19
10/31/81	Kent .....	Bryant Jones	46	212	13-7	10/17/70	Kent .....	Julius Livas	25	107	44-0
10/24/81	Toledo .....	Bryant Jones	27	123	38-0	11/2/68	Marshall .....	Fred Matthews	29	143	54-28
10/17/81	at Northern Illinois .....	Bryant Jones	34	152	17-10	9/28/68	Dayton .....	Fred Matthews	29	120	20-14
9/26/81	at Michigan State .....	Bryant Jones	20	109	7-10	11/25/67	at Cal State Los Angeles .....	Ed Coletti	13	106	42-27
10/11/80	at Toledo .....	Bryant Jones	23	108	17-6	11/18/67	Northern Illinois .....	Bob Zimpfer	17	134	17-7
9/27/80	at Kentucky .....	Bryant Jones	24	105	20-21			Chuck Radich	22	107	17-7
9/20/80	Long Beach State .....	Bryant Jones	23	108	17-6	10/2/67	at Kent .....	Bob Zimpfer		110	7-6
11/17/79	at Ohio .....	Kevin Folkes	16	106	21-48	11/19/66	at Temple .....	Chuck Radich	16	108	62-20
11/10/79	Southern Mississippi .....	Kevin Folkes	26	119	31-27			Dave Cranmer	14	106	62-20
11/3/79	at Kentucky .....	Kevin Folkes	17	122	14-20	10/1/66	Dayton .....	Stew Williams	29	139	13-0
10/7/78	at Toledo .....	Dave Windatt	20	139	45-27	10/30/65	Miami .....	Stew Williams	20	101	7-23
		Mike Wright	13	131	45-27	10/17/64	at Toledo .....	Tony Trent	8	143	31-14
		Dave Cassell	20	125	45-27			Stew Williams	16	113	31-14
9/23/78	Grand Valley .....	Doug Wiener	18	120	49-3	11/23/63	Xavier .....	Jim Wisser	24	151	26-15
9/16/78	at Eastern Michigan .....	Doug Wiener	20	103	43-6	9/21/63	Detroit .....	Jay Cunningham	23	101	27-14
11/12/77	at Ohio .....	Dave Windatt	28	200	39-27	11/18/61	at Southern Illinois .....	Russ Hepner	15	111	20-0
10/8/77	Toledo .....	Dan Saleet	27	116	21-13	10/14/61	Toledo .....	Russ Hepner	23	105	17-6
9/17/77	at Eastern Michigan .....	Dan Saleet	22	146	6-16	11/19/60	at Texas Western .....	Don Lisbon	18	138	21-0
11/20/76	at Tennessee-Chattanooga .....	Dave Preston	29	131	29-49	10/22/60	Kent .....	Don Lisbon	14	119	28-0
11/13/76	Southern Illinois .....	Doug Wiener	28	130	35-7	9/24/60	Marshall .....	Chuck Comer	18	127	14-7
11/6/76	Ohio .....	Dave Preston	24	111	26-31	11/13/58	Marshall .....	Harold Furcron	10	110	21-7
10/30/76	Central Michigan .....	Dave Preston	35	143	28-38	11/6/58	Ohio .....	Jerry Dianiska	13	118	33-6
10/23/76	at Miami .....	Dave Preston	31	107	7-9	10/18/58	at Toledo .....	Bob Ramlow	17	147	31-16
10/9/76	at Toledo .....	Steve Holovacs	16	119	29-28	10/4/58	at Dayton .....	Bob Ramlow	18	104	25-0
10/2/76	at Western Michigan .....	Dave Preston	22	144	31-28	9/27/58	Lockbourne Air Force Base .....	Bob Ramlow	10	114	27-6
9/25/76	San Diego State .....	Dave Preston	26	111	15-27	10/19/57	Toledo .....	Floyd Lennox	16	104	29-0
9/11/76	at Syracuse .....	Dave Preston	30	127	22-7	10/27/56	Marshall .....	Jack Giroux	21	100	34-12
11/22/75	at Texas-Arlington .....	Dan Saleet	25	121	17-21	10/13/56	at Baldwin-Wallace .....	Vic DeOrio	22	157	32-21
		Dave Preston	33	106	17-21			Don Nehlen	7	105	32-21
11/15/75	at Southern Illinois .....	Jim Gause	11	133	48-6	9/29/56	at Western Michigan .....	Vic DeOrio	24	135	27-13
		Dave Preston	20	106	48-6	9/22/56	Kent .....	Vic DeOrio	18	133	17-0
		Dan Saleet	13	100	48-6	11/12/55	at Ohio .....	Carlos Jackson	17	106	13-0
11/8/75	at Ohio .....	Dave Preston	30	130	19-17	10/21/55	Toledo .....	Carlos Jackson	17	134	39-0
11/1/75	Ball State .....	Dave Preston	30	119	20-27	10/1/55	Western Michigan .....	Vic DeOrio	12	101	35-0
10/18/75	at Kent .....	Dan Saleet	22	162	35-9	9/17/55	Defiance .....	Larry Kent	11	129	40-0
10/4/75	Western Michigan .....	Marcus Johnson	21	102	28-0	10/30/54	at Kent .....	Jim Bryan	17	117	25-28
9/27/75	at Dayton .....	Dan Saleet	32	202	21-14	11/15/52	Ohio .....	Fred Durig	22	125	14-33
		Dave Preston	29	147	21-14	11/8/52	Youngstown State .....	Fred Durig	22	127	50-0
11/23/74	at San Diego State .....	Dave Preston	41	113	21-21	11/1/52	at Kent .....	Roger McKenzie	11	130	44-21
11/16/74	at Southern Mississippi .....	Dave Preston	37	164	38-20	10/11/52	at Bradley .....	Fred Durig	36	141	21-14





# 2022 BGSU FOOTBALL

12 MAC CHAMPIONSHIPS | 13 BOWL GAME APPEARANCES

## RECORD BOOK • MILESTONES

10/4/52	at Ohio Wesleyan.....	Fred Durig	13	121	45-0
9/20/52	Central Michigan.....	Fred Durig	21	113	20-7
11/17/51	at Bradley.....	Fred Durig	29	206	20-6
11/10/51	at Youngstown State.....	Fred Durig	20	171	20-0
11/3/51	Kent.....	Fred Durig	27	186	27-27
10/27/51	Toledo.....	Fred Durig	29	171	6-12
10/20/51	at Baldwin-Wallace.....	Fred Durig	21	175	27-20
10/6/51	Mount Union.....	Fred Durig	20	141	13-26
9/29/51	at Miami.....	Fred Durig	16	128	7-46
9/22/51	Ohio Wesleyan.....	Fred Durig	26	170	23-13
11/4/50	at Kent.....	Richard Pont	23	106	6-19
10/21/50	Baldwin-Wallace.....	Richard Pont	24	152	34-34
10/7/50	Bradley.....	Norb Cowan	21	136	20-14
		Richard Pont	13	118	20-14
11/5/49	Kent.....	Jack Woodland	32	154	27-6
10/29/49	at John Carroll.....	Jack Woodland	19	122	24-38
10/22/49	at Baldwin-Wallace.....	Jack Woodland	16	113	21-34
10/16/48	Morris Harvey.....	Jack Woodland	8	109	48-6
11/15/47	Northern Iowa.....	Jack Woodland	15	135	19-7

## 100-YARD RECEIVERS

Date	Opponent	Player	Rec	Yds	Score
10/30/21	at Buffalo.....	Tyrone Broden	4	110	56-44
10/30/21	at Buffalo.....	Christian Sims	5	103	56-44
10/9/21	Akron.....	Tyrone Broden	4	111	20-35
10/12/19	Toledo.....	Bryson Denley	6	100	20-7
11/23/18	Buffalo.....	Scott Miller	4	115	14-44
11/17/18	at Akron.....	Scott Miller	6	100	21-6
10/20/18	at Ohio.....	Scott Miller	6	145	14-49
10/13/18	Western Michigan.....	Scott Miller	8	206	35-42
9/29/18	at Georgia Tech.....	Scott Miller	10	117	17-63
9/1/18	at Oregon.....	Scott Miller	13	166	24-58
11/21/17	at Eastern Michigan.....	Datrin Guyton	5	112	31-34
11/7/17	at Buffalo.....	Scott Miller	10	108	28-38
10/7/17	at Miami.....	Teo Redding	8	197	37-29
9/23/17	at MTSU.....	Scott Miller	8	112	13-24
9/9/17	South Dakota.....	Datrin Guyton	5	158	27-35
10/22/16	Miami.....	Scott Miller	11	178	26-40
10/15/16	at Toledo.....	Scott Miller	8	149	35-42
10/1/16	Eastern Michigan.....	Scott Miller	11	148	25-28
9/10/16	North Dakota.....	Scott Miller	5	161	28-27
11/17/15	Toledo.....	Gehrig Dieter	13	103	28-44
11/4/15	Ohio.....	Gehrig Dieter	9	136	62-24
		Roger Lewis	6	102	62-24
10/24/15	at Kent State.....	Ronnie Moore	7	151	48-0
		Roger Lewis	4	102	48-0
10/17/15	Akron.....	Roger Lewis	6	118	59-10
10/10/15	UMass.....	Roger Lewis	8	142	62-38
10/3/15	at Buffalo.....	Roger Lewis	10	201	28-22
9/19/15	Memphis.....	Roger Lewis	7	261	41-44
9/12/15	at Maryland.....	Roger Lewis	15	200	48-27
9/5/15	vs. Tennessee.....	Gehrig Dieter	7	133	30-59
12/20/14	vs. South Alabama.....	Roger Lewis	4	137	33-28
		Gehrig Dieter	7	108	33-28
11/12/14	Kent State.....	Roger Lewis	3	116	30-20
		Ryan Burbrink	8	11	30-20
10/11/14	at Ohio.....	Roger Lewis	6	100	31-13
10/4/14	Buffalo.....	Ronnie Moore	9	178	47-42
9/27/14	at UMass.....	Roger Lewis	9	148	47-42
		Ryan Burbrink	11	132	47-42
		Ronnie Moore	9	109	47-42
9/13/14	Indiana.....	Roger Lewis	16	149	45-42
9/6/14	VMI.....	Roger Lewis	6	140	48-7
12/6/13	vs. Northern Illinois.....	Ronnie Moore	4	145	47-27
		Alex Bayer	7	124	47-47

11/29/13	at Buffalo.....	Shaun Joplin	6	149	24-7
11/23/13	at Eastern Michigan.....	Ronnie Moore	7	161	58-7
9/14/13	at Indiana.....	Shaun Joplin	7	104	10-42
9/7/13	at Kent State.....	Shaun Joplin	6	113	41-22
		Ryan Burbrink	2	101	41-22
11/17/12	Kent State.....	Chris Gallon	10	213	24-31
9/8/12	Idaho.....	Shaun Joplin	7	117	21-13
11/8/11	Northern Illinois.....	Kamar Jorden	8	152	14-45
10/29/11	at Kent State.....	Kamar Jorden	12	203	15-27
10/15/11	Toledo.....	Kamar Jorden	7	106	21-28
10/8/11	at Western Michigan.....	Kamar Jorden	4	103	21-45
9/17/11	Wyoming.....	Kamar Jorden	9	101	27-28
9/10/11	Morgan State.....	Eugene Cooper	6	134	58-13
9/1/11	at Idaho.....	Eugene Cooper	4	110	32-15
11/26/10	vs. Western Michigan.....	Kamar Jorden	8	114	7-41
10/16/10	at Temple.....	Kamar Jorden	12	143	27-28
10/9/10	at Ohio.....	Kamar Jorden	8	129	25-49
9/11/10	at Tulsa.....	Kamar Jorden	14	168	20-33
9/4/10	at Troy.....	Kamar Jorden	9	111	27-30
12/30/09	vs. Idaho.....	Freddie Barnes	17	219	42-43
11/20/09	vs. Akron.....	Freddie Barnes	12	197	36-20
11/12/09	at Miami.....	Freddie Barnes	10	109	35-14
11/3/09	at Buffalo.....	Freddie Barnes	8	122	30-29
10/24/09	vs. Central Michigan.....	Freddie Barnes	14	172	10-24
10/17/09	at Ball State.....	Freddie Barnes	10	160	31-17
		Chris Wright	6	104	31-17
10/10/09	at Kent State.....	Freddie Barnes	22	278	36-35
9/19/09	at Marshall.....	Freddie Barnes	17	109	10-17
		Chris Wright	5	104	10-17
9/3/09	vs. Troy.....	Freddie Barnes	15	157	31-14
11/21/08	vs. Buffalo.....	Freddie Barnes	10	107	34-40
11/17/07	at Buffalo.....	Freddie Barnes	10	113	31-17
10/6/07	at Boston College.....	Freddie Barnes	8	112	24-55
		Corey Partridge	12	100	24-55
11/21/06	at Toledo.....	Corey Partridge	14	161	21-31
11/4/06	at Akron.....	Corey Partridge	10	107	28-35
10/22/05	Western Michigan.....	Charles Sharon	8	129	14-45
10/8/05	Ohio.....	Charles Sharon	10	185	38-14
10/1/05	Temple.....	Steve Sanders	5	108	70-7
9/10/05	at Ball State.....	Charles Sharon	9	121	40-31
		Steve Sanders	7	118	40-31
9/3/05	at Wisconsin.....	Corey Partridge	8	160	42-56
		Steve Sanders	6	127	42-56
		Charles Sharon	8	116	42-56
12/22/04	Memphis.....	Steve Sanders	7	123	52-35
		Charles Sharon	5	117	52-35
11/23/04	at Toledo.....	P.J. Pope	10	104	41-49
11/13/04	Marshall.....	Charles Sharon	5	168	56-35
		Steve Sanders	6	116	56-35
10/30/04	Eastern Michigan.....	Charles Sharon	10	143	41-20
10/23/04	at Ohio.....	Steve Sanders	9	185	41-16
10/9/04	at Central Michigan.....	Steve Sanders	6	107	38-14
10/2/04	at Temple.....	Charles Sharon	5	103	70-16
		Steve Sanders	5	103	70-16
11/29/03	Toledo.....	Charles Sharon	8	120	31-23
11/15/03	Kent State.....	Charles Sharon	7	178	42-33
10/25/03	Northern Illinois.....	Charles Sharon	6	123	34-18
		Cole Magner	7	100	34-18
10/11/03	at W. Michigan.....	Cole Magner	11	140	32-21
9/20/03	at Ohio State.....	Cole Magner	13	168	17-24
9/6/03	at Purdue.....	Cole Magner	8	127	27-26
		James Hawkins	3	106	27-26
8/28/03	Eastern Kentucky.....	James Hawkins	7	128	63-13
11/16/02	at South Florida.....	Robert Redd	11	128	7-29
11/9/02	at Northern Illinois.....	Robert Redd	14	119	17-26
9/14/02	Missouri.....	Robert Redd	10	209	51-28



# RECORD BOOK • MILESTONES

.....	James Hawkins	5	112	51-28
11/23/01	Toledo.....Robert Redd	6	127	56-21
11/17/01	at Northwestern.....Robert Redd	12	168	43-42
.....	David Bautista	10	155	43-42
9/29/01	at Marshall.....Robert Redd	9	215	31-37
10/14/00	at Miami.....David Bautista	7	106	10-24
10/7/00	Akron.....David Bautista	8	104	21-27
9/9/00	Pittsburgh.....David Bautista	9	109	16-34
11/20/99	at Central Florida.....Kurt Gerling	7	11933-30 (ot)	
10/16/99	at Akron.....Kurt Gerling	9	183	25-55
.....	Aaron Alexander	7	105	25-55
10/9/99	Miami.....Robert Redd	6	115	31-45
10/2/99	Toledo.....Robert Redd	8	128	34-23
9/25/99	at Kent.....Robert Redd	8	126	27-41
11/7/98	Akron.....Robert Redd	3	131	58-21
10/3/98	Ohio.....Kurt Gerling	5	126	35-7
11/1/97	at Kent.....Terry Loville	8	118	20-29
10/25/97	Toledo.....Terry Loville	5	130	20-35
10/4/97	Northern Illinois.....Damron Hamilton	6	133	35-10
10/5/96	at Toledo.....Damron Hamilton	8	155	16-24
9/30/95	at Temple.....Eric Starks	7	134	37-31
11/12/94	Central Michigan.....Ronnie Redd	5	110	33-36
11/5/94	at Kent.....Rameir Martin	5	130	22-16
.....	Ronnie Redd	5	102	22-16
10/22/94	Ball State.....Ronnie Redd	4	111	59-36
11/13/93	at Central Michigan.....Rameir Martin	6	102	15-17
10/30/93	at Miami.....Rameir Martin	6	115	30-25
10/16/93	Akron.....Ronnie Redd	6	147	49-7
10/2/93	Toledo.....Ronnie Redd	5	130	17-10
9/4/93	at Virginia Tech.....Rameir Martin	7	132	16-33
9/19/92	Wisconsin.....Mark Szlachcic	8	114	18-39
9/3/92	Western Michigan.....Mark Szlachcic	9	106	29-19
12/14/91	at Fresno State.....Mark Szlachcic	11	189	28-21
11/16/91	at Ball State.....Mark Szlachcic	5	130	14-13
11/9/91	Kent.....Mark Szlachcic	9	150	35-7
10/19/91	Toledo.....Mark Szlachcic	7	125	24-21
9/8/90	at Virginia Tech.....Mark Szlachcic	8	100	7-21
11/18/89	at Tulsa.....Ronald Heard	9	138	10-45
11/11/89	at Western Michigan.....Reggie Thornton	5	118	31-30
11/4/89	Kent.....Ronald Heard	5	111	51-28
10/28/89	at Miami.....Reggie Thornton	7	101	13-17
10/7/89	at Ohio.....Ronald Heard	6	128	31-28
9/30/89	Akron.....Ronald Heard	5	115	24-38
9/23/89	Central Michigan.....Reggie Thornton	10	132	24-20
9/9/89	at East Carolina.....Ronald Heard	9	103	6-41
10/8/88	Ohio.....Ronald Heard	4	144	42-0
.....	Reggie Thornton	6	104	42-0
11/14/87	at Eastern Michigan.....Reggie Thornton	11	130	18-38
11/7/87	Kent.....Ronald Heard	4	114	30-20
9/19/87	at Ball State.....Ronald Heard	5	131	24-0
9/5/87	at Penn State.....Reggie Thornton	7	152	19-45
11/23/85	at Ohio.....Stan Hunter	10	175	38-17
.....	Joe Boxley	8	151	38-17
10/12/85	at Eastern Michigan.....Greg Meehan	4	111	42-24
10/5/85	at Western Michigan.....Stan Hunter	8	118	48-7
9/7/85	at Ball State.....Stan Hunter	7	102	31-6
11/17/84	at Kent.....Stan Hunter	9	103	27-10
10/20/84	Northern Illinois.....Stan Hunter	7	119	28-6
9/22/84	at Miami.....Joe Boxley	8	115	41-10
9/8/84	Richmond.....Joe Boxley	7	143	55-28
11/19/83	Kent.....Stan Hunter	7	121	38-3
11/5/83	Ball State.....Stan Hunter	6	174	45-30
10/29/83	Central Michigan.....Mark Dowdell	13	175	15-14
10/15/83	at Western Michigan.....Stan Hunter	5	104	23-20
10/1/83	at Eastern Michigan.....Stan Hunter	10	148	26-21
9/17/83	at Brigham Young.....Stan Hunter	9	171	28-63

9/10/83	at Fresno State.....Andre Jackson	9	107	35-27
11/25/82	at North Carolina.....Shawn Potts	9	115	14-33
11/13/82	Eastern Michigan.....Shawn Potts	7	107	24-7
10/9/82	at Miami.....Greg Taylor	10	122	12-17
.....	Shawn Potts	8	106	12-17
9/4/82	Ohio.....Shawn Potts	6	120	40-0
9/19/81	at Ohio.....Shawn Potts	7	138	21-23
10/6/79	Toledo.....Dan Shetler	5	101	17-23
11/20/76	at Tennessee-Chattanooga.....Jeff Groth	5	120	29-49
10/23/76	at Miami.....Jeff Groth	9	125	7-9
10/16/76	Kent.....Jeff Groth	5	113	17-13
9/25/76	San Diego State.....Dave Dudley	4	120	15-27
10/6/73	Toledo.....Hal Thomas	5	103	49-35
11/13/71	Xavier.....Rick Newman	7	128	27-42
10/31/70	Marshall.....Bill Pittman	11	151	26-24
11/22/69	Northern Illinois.....Bob Zimpfer	3	100	38-23
11/15/69	at West Texas State.....Bob Zimpfer	11	164	12-28
10/4/69	Western Michigan.....Bob Zimpfer	9	123	21-10
11/2/68	Marshall.....Bob Zimpfer	7	101	54-28
10/26/68	at Miami.....Eddie Jones	6	103	7-31
10/19/68	Kent.....Eddie Jones	6	103	30-7
9/28/68	Dayton.....Bob Zimpfer	8	102	20-14
11/12/66	Ohio.....Eddie Jones	11	121	28-0
11/25/67	at Cal State Los Angeles.....Dave Cranmer	2	101	42-27
10/8/66	at Western Michigan.....Eddie Jones	4	103	14-16
11/8/41	at Wittenberg.....Dewey Johnson	15	107	13-0
11/1/41	at Kent.....Eddie Wellner	20	108	12-6
10/25/41	Heidelberg.....Eddie Wellner	12	108	39-6

## 300-YARD PASSERS

Date	Opp	Player	Cp-Att-Yds	Score
9/11/21	South Alabama.....	Matt McDonald	23-32-308	19-22
10/13/18	Western Michigan.....	Jarret Doege	21-34-379	35-42
9/29/18	at Georgia Tech.....	Jarret Doege	27-44-305	17-63
9/9/17	South Dakota.....	James Morgan	20-49-311	27-35
10/22/16	Miami.....	James Morgan	30-49-389	26-40
10/15/16	at Toledo.....	James Morgan	25-38-335	35-42
9/10/16	North Dakota.....	James Knapke	23-40-315	28-27
11/4/15	Ohio.....	Matt Johnson	26-35-365	62-24
10/24/15	at Kent State.....	Matt Johnson	27-40-430	48-0
10/17/15	Akron.....	Matt Johnson	25-30-357	59-10
10/10/15	UMass.....	Matt Johnson	33-39-450	62-38
10/3/15	at Buffalo.....	Matt Johnson	23-29-324	28-22
9/26/15	at Purdue.....	Matt Johnson	43-59-402	35-28
9/19/15	Memphis.....	Matt Johnson	28-44-443	41-44
9/12/15	at Maryland.....	Matt Johnson	36-55-491	48-27
9/5/15	vs. Tennessee.....	Matt Johnson	27-49-424	30-59
12/20/14	vs. South Alabama.....	James Knapke	25-39-368	33-28
11/12/14	Kent State.....	James Knapke	22-36-315	30-20
10/4/14	Buffalo.....	James Knapke	20-39-321	36-35
9/27/14	at UMass.....	James Knapke	38-59-443	47-42
9/13/14	Indiana.....	James Knapke	46-73-395	45-42
8/29/14	at Western Kentucky.....	Matt Johnson	25-36-313	31-59
12/6/13	vs. Northern Illinois.....	Matt Johnson	21-27-393	47-27
9/7/13	at Kent State.....	Matt Johnson	19-25-357	41-22
11/17/12	Kent State.....	Matt Schilz	22-44-355	24-31
10/29/11	at Kent State.....	Matt Schilz	29-49-400	15-27
9/17/11	Wyoming.....	Matt Schilz	34-55-437	27-28
12/30/09	vs. Idaho.....	Tyler Sheehan	33-47-387	42-43
11/20/09	Akron.....	Tyler Sheehan	23-32-338	36-20
11/3/09	at Buffalo.....	Tyler Sheehan	22-40-313	30-29
10/24/09	Central Michigan.....	Tyler Sheehan	35-55-341	10-24
10/17/09	at Ball State.....	Tyler Sheehan	28-41-376	31-17
10/10/09	at Kent State.....	Tyler Sheehan	44-63-505	36-35
10/3/09	Ohio.....	Tyler Sheehan	28-52-390	37-44



# 2022 BGSU FOOTBALL

12 MAC CHAMPIONSHIPS | 13 BOWL GAME APPEARANCES

## RECORD BOOK • MILESTONES

9/19/09	at Marshall.....	Tyler Sheehan	43-62-383	10-17
9/3/09	Troy .....	Tyler Sheehan	32-44-339	31-14
9/22/07	Temple .....	Tyler Sheehan	30-47-351	48-35
9/1/07	at Minnesota.....	Tyler Sheehan	34-51-388	32-31
10/8/05	Ohio.....	Omar Jacobs	26-41-381	38-14
10/1/05	Temple .....	Omar Jacobs	26-30-326	70-7
9/10/05	at Ball State .....	Omar Jacobs	27-43-428	40-31
9/3/05	at Wisconsin.....	Omar Jacobs	30-51-458	42-5
12/22/04	Memphis.....	Omar Jacobs	26-44-365	52-35
11/23/04	at Toledo .....	Omar Jacobs	60-36-415	41-49
11/13/04	Marshall.....	Omar Jacobs	24-37-389	56-35
11/6/04	Western Michigan.....	Omar Jacobs	17-20-300	52-0
10/30/04	Eastern Michigan .....	Omar Jacobs	30-44-333	41-20
10/23/04	at Ohio .....	Omar Jacobs	28-44-389	41-16
10/9/04	at C. Michigan .....	Omar Jacobs	31-42-387	38-14
10/2/04	at Temple .....	Omar Jacobs	21-26-367	70-16
12/26/03	Northwestern .....	Josh Harris	50-38-386	28-24
11/15/03	Kent State .....	Josh Harris	35-24-324	42-33
10/25/03	Northern Illinois .....	Josh Harris	43-27-438	34-18
9/20/03	at Ohio State.....	Josh Harris	33-54-326	17-24
9/6/03	at Purdue .....	Josh Harris	22-40-357	27-26
9/14/02	Missouri.....	Josh Harris	16-31-311	51-28
11/17/01	at Northwestern .....	Josh Harris	30-37-402	43-42
10/2/99	Toledo .....	Andy Sahn	20-30-302	34-23
11/5/94	at Kent.....	Ryan Henry	22-39-370	22-16
10/22/94	Ball State .....	Ryan Henry	17-30-340	59-36
11/7/92	at Kent.....	Erik White	24-45-312	28-22
9/28/91	at Navy.....	Erik White	28-41-307	22-19
11/4/89	Kent.....	Rich Dackin	23-38-376	51-28
10/14/89	Toledo .....	Rich Dackin	24-40-303	27-23
9/30/89	Akron.....	Rich Dackin	28-53-318	24-38
9/23/89	Central Michigan.....	Rich Dackin	25-39-301	24-20
11/14/87	at Eastern Michigan .....	Rich Dackin	34-56-340	18-38
11/7/87	Kent.....	Rich Dackin	23-32-349	30-20
11/23/85	at Ohio .....	Brian McClure	31-49-479	38-17
10/12/85	at Eastern Michigan .....	Brian McClure	22-37-320	42-24
9/14/85	at Kentucky .....	Brian McClure	30-48-309	30-26
10/20/84	Northern Illinois .....	Brian McClure	28-39-385	28-6
10/13/84	Western Michigan.....	Brian McClure	29-38-347	34-7
9/22/84	at Miami .....	Brian McClure	27-40-302	41-10
11/5/83	Ball State .....	Brian McClure	28-39-338	45-20
10/29/83	Central Michigan.....	Brian McClure	34-51-407	15-14
10/15/83	at Western Michigan.....	Brian McClure	28-48-312	23-20
10/1/83	at Eastern Michigan .....	Brian McClure	37-51-427	26-21
9/17/83	at Brigham Young .....	Brian McClure	30-46-362	28-63
10/9/82	at Miami .....	Brian McClure	29-41-312	12-17

### 100-YARD RUSHING GAMES

Name.....	Total
Travis Greene (2013-15) .....	19
Dave Preston (1974-76).....	19
Paul Miles (1971-73) .....	16
Fred Durig (1951-52) .....	13
Zeb Jackson (1992-93).....	11
Fred Coppet (2014-16).....	10
Anthon Samuel (2011-12) .....	10
Bryant Jones (1980-82).....	10
PJ Pope (2002-04).....	9
Joe Alls (1999-02) .....	8
Bernard White (1984-85).....	8
Andrew Clair (2017-20).....	8

### 100-YARD RECEIVING GAMES

Name.....	Total
Roger Lewis (2014-15) .....	13
Scott Miller (2015-18).....	12
Freddie Barnes (2007-09).....	12
Charles Sharon (2003-05) .....	11
Kamar Jorden (2010-11).....	10
Robert Redd (1998-02) .....	10
Stan Hunter (1983-85) .....	10
Steve Sanders (2004-05) .....	8
Ronald Heard (1987-89) .....	8
Mark Szlachcic (1990-92) .....	7
Reggie Thornton (1987-89).....	6

### 300-YARD PASSING GAMES

Name.....	Total
Matt Johnson (2013-15) .....	12
Omar Jacobs (2004-05).....	12
Brian McClure (1982-85) .....	12
Tyler Sheehan (2007-09) .....	11
Josh Harris (2001-03).....	7
James Knapke (2014-16).....	6
Rich Dackin (1987-89).....	6
Matt Schilz (2011-12) .....	3
James Morgan (2016-17).....	3





# RECORD BOOK • MILESTONES

## CAREER 1,000-YARD RUSHERS

1. Travis Greene (11-15).....	3,852
2. Dave Preston (73-76).....	3,423
3. Paul Miles (71-73).....	3,239
4. P.J. Pope (02-05).....	3,238
5. Fred Coppet (2013-16).....	2,833
6. Fred Durig (50-52).....	2,564
7. Josh Harris (00-03).....	2,473
8. Bryant Jones (80-82).....	2,357
9. LeRoy Smith (89-92).....	2,313
10. Willie Geter (07-10).....	2,156
11. Joe Alls (99-02).....	2,137
12. Zeb Jackson (90-93).....	2,044
13. Courtney Davis (93-96).....	2,011
14. Bernard White (84-85).....	1,985
15. Dan Saleet (74-77).....	1,965
16. Andrew Clair (17-20).....	1,937
17. Anthon Samuel (11-12).....	1,842
18. Keylan Cates (94-96).....	1,827
19. Chris Bullock (06-09).....	1,756
20. Jack Woodland (47-49).....	1,752
21. Anthony Turner (05-07).....	1,569
22. Stew Williams (64-66).....	1,550
23. Vic DeOrio (55-57).....	1,545
24. Josh Cleveland (16-17).....	1,442
25. Phil Polak (71-73).....	1,435
26. Chris Bullock (06-09).....	1,434
27. Godfrey Lewis (98-02).....	1,431
28. Bob Ramlow (56-58).....	1,384
29. Jay Cunningham (62-64).....	1,258
30. Dave Windatt (77-80).....	1,221
31. Don Lisbon (60-62).....	1,215
32. John Gibson (98-01).....	1,199
33. Mike Otten (79-82).....	1,182
34. B.J. Lane (02-05).....	1,799
35. Jeff Davis (84-87).....	1,177
36. Mike Wright (76-79).....	1,149
37. Rich Pont (49-51).....	1,073
38. Jack Giroux (54-56).....	1,046
39. Jerry Fields (69-71).....	1,027

## CAREER 1,000-YARD RECEIVERS

1. Charles Sharon (02-05).....	3,450
2. Freddie Barnes (06-09).....	3,290
3. Scott Miller (15-18).....	2,867
4. Robert Redd (98-02).....	2,726
5. Ronnie Moore (13-16).....	2,701
6. Stan Hunter (82-85).....	2,679
7. Roger Lewis (14-15).....	2,637
8. Ronald Heard (86-89).....	2,491
9. Mark Szychcic (89-92).....	2,446
10. Cole Wagner (01-04).....	2,385
11. Steve Sanders (02-05).....	2,324
12. Jeff Groth (75-78).....	2,268
13. Reggie Thornton (86-89).....	2,231
14. Ryan Burbrink (2011-15).....	2,213
15. Kamar Jorden (10-11).....	2,198
16. Ronnie Redd (91-94).....	2,196
17. Kurt Gerling (98-01).....	2,191
18. Corey Partridge (05-08).....	1,990
19. Shaun Joplin (10-13).....	1,850
20. Shawn Potts (79-82).....	1,618



Travis Greene broke the school's career rushing record in 2015 with 3,852 yards.

21. Ed Jones (66-68).....	1,615
22. David Bautista (00-01).....	1,576
23. Alex Bayer (10-13).....	1,543
24. Quintin Morris (17-20).....	1,529
25. Gehrig Dieter (2014-15).....	1,493
26. James Hawkins (01-04).....	1,483
27. Rameir Martin (91-94).....	1,453
28. Mark Dowdell (81-84).....	1,422
29. Bob Zimpfer (67-69).....	1,412
30. Dan Shetler (77-80).....	1,349
31. Jim Ladd (51-53).....	1,341
32. Teo Redding (13-17).....	1,328
33. Damron Hamilton (96-97).....	1,242
34. Kyle Hockman (87-89).....	1,210
35. Chris Wright (06-09).....	1,201
36. Greg Meehan (83-85).....	1,120
37. P.J. Pope (02-05).....	1,148
38. Jack Hecker (53-55).....	1,081
39. Joe Boxley (84-85).....	1,061



# 2022 BGSU FOOTBALL

12 MAC CHAMPIONSHIPS | 13 BOWL GAME APPEARANCES

## RECORD BOOK • THROUGH THE YEARS

### 1919

Coach: John Stitt  
Captain: Dale Treece  
10/3 Toledo L 0-6  
10/18 at Defiance L 0-12  
10/22 Michigan Normal L 0-10  
Record: 0-3  
Points: 0, Opposition 28

### 1920

Coach: Walter Jean  
Captain: Charles Clucas  
10/5 at Findlay L 6-10  
10/12 at Michigan Normal L 0-74  
10/16 Heidelberg L 0-14  
10/23 Defiance L 28-46  
11/6 at Kent State W 7-0  
Record: 1-4  
Points: 41, Opposition 138

### 1921

Coach: Earl C. Krieger  
Captain: Franklin (Gus) Skibbie  
10/1 Kent State T 0-0  
10/7 at Defiance W 7-0  
10/15 Findlay W 151-0  
10/21 at Ashland L 0-27  
10/29 at Toledo W 20-7  
Record: 3-1-1  
Points: 178, Opposition 34

### 1922

Coach: Allen Snyder  
Captain: Orville Raberding  
9/30 at Ohio Northern L 0-27  
10/7 Adrian L 0-7  
10/14 at Findlay W 26-0  
10/19 Defiance W 22-0  
10/28 at Huntington W 38-6  
11/4 Toledo T 6-6  
11/11 at Kent State W 6-0  
Record: 4-2-1  
Points: 98, Opposition 46

### 1923

Coach: R. B. McCandless  
Captain: Robert A. Younklin  
9/29 Ohio Northern L 0-46  
10/6 at Heidelberg L 12-13  
10/13 Bluffton W 13-0  
10/19 Findlay W 26-3  
10/27 at Toledo L 0-27  
11/3 at Defiance L 7-17  
11/10 Ashland W 10-0  
11/24 at Baldwin-Wallace L 0-25  
Record: 3-5  
Points: 68, Opposition 131

### 1924

Coach: Warren E. Steller  
Captain: Ralph Castner  
10/11 at Capital L 0-19  
10/18 at Ashland W 13-6  
10/25 at Toledo L 7-12  
10/31 at Central Michigan L 0-21  
11/8 Defiance L 0-15  
11/15 at Bluffton W 6-0  
11/24 Cedarville W 34-0  
Record: 3-4  
Points: 60, Opposition 73

### 1925

Coach: Warren E. Steller  
Captain: Harry Crawford  
10/3 at Otterbein T 0-0  
10/10 Michigan Normal L 0-14  
10/16 Capital T 0-0  
10/24 at Findlay T 0-0  
10/31 at Defiance W 2-0  
11/7 Bluffton W 6-0  
11/20 Ashland W 26-14  
Record: 3-1-3  
Points: 34, Opposition 28

### 1926

Coach: Warren E. Steller  
Captain: Hayden Olds  
9/25 at Dayton L 0-41  
10/2 at Bluffton W 14-0  
10/9 Cedarville W 25-0  
10/23 Findlay L 6-7  
10/30 Central Michigan W 13-0  
11/6 Defiance W 30-7  
11/11 at Capital L 0-15  
11/20 at Detroit CC (Wayne) T 0-0  
Record: 4-3-1  
Points: 88, Opposition 70

### 1927

Coach: Warren E. Steller  
Captain: Ora Knecht  
9/24 at Otterbein T 0-0  
10/1 Ohio Northern W 6-2  
10/15 at Kent State W 13-0  
10/22 Detroit CC (Wayne) W 6-0  
10/29 at Findlay W 6-0  
11/11 at Defiance W 15-0  
11/19 Bluffton L 6-12  
Record: 5-1-1  
Points: 52, Opposition 14

### 1928

Coach: Warren E. Steller  
Captain: Harry Gwynn  
9/29 at Ohio Northern W 7-0  
10/13 at Bluffton W 6-0  
10/20 Toledo W 14-0  
11/3 Defiance T 12-12  
11/10 at Detroit CC (Wayne) W 20-0  
11/19 Findlay W 19-0  
11/26 Kent State T 6-6  
Record: 5-0-2  
Points: 84, Opposition 18

### 1929

Coach: Warren E. Steller  
Captain: Harold Treece  
9/28 Baldwin-Wallace L 0-18  
10/11 at Michigan Normal L 7-34  
10/18 Findlay W 23-0  
10/26 at Toledo T 0-0  
11/2 at Defiance W 6-0  
11/9 Bluffton W 15-0  
11/16 Detroit CC (Wayne) W 25-2  
Record: 4-2-1  
Points: 76, Opposition 54

### 1930

Coach: Warren E. Steller  
Captain: Chet Chapman  
9/27 Hope W 19-0  
10/4 at Baldwin-Wallace W 7-6  
10/11 at Bluffton W 13-6  
10/18 Defiance W 13-6  
10/25 at Findlay T 6-6  
11/1 Toledo T 0-0  
11/8 Albion W 30-7  
11/15 at Detroit CC (Wayne) W 19-7  
Record: 6-0-2  
Points: 107, Opposition 38

### 1931

Coach: Warren E. Steller  
Captain: Cliff Stevenson  
9/26 at Baldwin-Wallace T 0-0  
10/3 Mt. Union W 6-0  
10/10 at Western Reserve T 0-0  
10/17 Detroit CC (Wayne) W 13-0  
10/24 Bluffton T 0-0  
10/31 at Defiance L 0-15  
11/7 Findlay T 6-6  
11/14 Central Michigan W 6-0  
Record: 3-1-4  
Points: 31, Opposition 21

### 1932

Coach: Warren E. Steller  
Captain: Willard Schaller  
9/24 Baldwin-Wallace L 0-24  
10/1 at Mt. Union W 7-6  
10/14 at Bluffton L 0-14  
10/22 Defiance W 14-7  
10/29 at Hiram T 0-0  
11/5 Toledo W 12-6  
11/12 Ohio Northern L 0-20  
Record: 3-3-1  
Points: 33, Opposition 77

### 1933

Coach: Warren E. Steller  
Captain: Henry Fearnside  
9/30 Mt. Union L 6-7  
10/7 Bluffton W 19-0  
10/14 at Baldwin-Wallace L 6-58  
10/21 at Ohio Northern W 6-0  
10/27 at Toledo L 7-26  
11/4 Capital T 0-0  
11/10 Hiram T 0-0  
Record: 2-3-2  
Points: 44, Opposition 91

### 1934

Coach: Warren E. Steller  
Captain: Robert Lewis  
9/29 at Mt. Union L 0-12  
10/6 Otterbein W 20-7  
10/13 Kent State T 0-0  
10/20 at Hiram L 3-13  
10/27 at Capital W 13-0  
11/3 Toledo L 0-22  
11/10 Ohio Northern T 0-0  
Record: 2-3-2  
Points: 36, Opposition 54

### 1935

Coach: Harry Ockerman  
Captain: Jim Greetham  
10/5 Capital L 0-12  
10/12 Baldwin-Wallace L 0-41  
10/19 at Ohio Northern L 0-54  
10/26 at Kent State L 0-45  
11/2 at Toledo L 0-63  
11/9 Marietta L 0-31  
10/16 Hiram W 25-0  
Record: 1-6  
Points: 25, Opposition 246

### 1936

Coach: Harry Ockerman  
Captain: James Inman  
9/26 at Western Reserve L 0-40  
10/3 at Capital T 7-7  
10/10 Michigan Normal W 6-0  
10/17 at Wittenberg W 13-0  
10/24 Kent State L 0-6  
10/31 at Hiram W 13-0  
11/7 at Ashland W 20-0  
11/14 Ohio Northern T 7-7  
11/20 Heidelberg T 0-0  
Record: 4-2-3  
Points: 66, Opposition 60

### 1937

Coach: Harry Ockerman  
Captain: John Cheetwood  
9/25 Hiram W 12-0  
10/2 at Baldwin-Wallace L 0-21  
10/9 at Michigan Normal L 0-25  
10/16 Capital W 12-0  
10/23 Ohio Northern L 7-9  
10/30 at Kent State T 13-13  
11/6 Wittenberg L 0-12  
11/11 at Heidelberg W 12-0  
Record: 3-4-1  
Points: 56, Opposition 80

### 1938

Coach: Harry Ockerman  
Captain: Wayne Stewart  
9/24 at Capital T 0-0  
9/30 at John Carroll L 0-20  
10/8 Ashland W 50-0  
10/15 Wittenberg W 7-0  
10/22 at Ohio Northern T 0-0  
10/29 Michigan Normal T 7-7  
11/5 Kent State L 3-7  
11/12 at Hiram W 28-7  
Record: 3-2-3  
Points: 95, Opposition 41

### 1939

Coach: Harry Ockerman  
Captain: Edward Siminski  
9/30 Bluffton W 35-0  
10/7 Wayne W 9-0  
10/14 Capital L 6-7  
10/21 Otterbein W 26-6  
10/28 at Wittenberg W 19-13  
11/4 at Kent State W 34-0  
11/11 at Findlay T 7-7  
11/18 at Michigan Normal W 23-13  
Record: 6-1-1  
Points: 159, Opposition 46

### 1940

Coach: Harry Ockerman  
Captain: Steve Brudzinski  
10/5 Wittenberg L 0-14  
10/11 at Findlay W 14-7  
10/19 Michigan Normal W 15-0  
10/26 at Capital T 7-7  
11/2 Kent State L 0-13  
11/9 at Wooster W 26-14  
11/16 at Eastern Kentucky L 0-48  
11/21 at Wayne L 0-19  
Record: 3-4-1  
Points: 62, Opposition 122

### 1941

Coach: Robert H. Whittaker  
Captain: Edward Wellner  
9/27 Wooster T 14-14  
10/3 at Akron L 0-8  
10/11 at Miami W 9-0  
10/18 at Michigan Normal W 20-6  
10/25 Heidelberg W 39-6  
11/1 at Kent State W 12-6  
11/8 at Wittenberg W 13-0  
11/15 Findlay W 47-0  
11/20 Wayne W 19-0  
Record: 7-1-1  
Points: 173, Opposition 40

### 1942

Coach: Robert H. Whittaker  
Captain: Ralph Quesinberry  
9/26 Miami Naval W 39-0  
10/3 at Ohio Wesleyan L 14-15  
10/10 at Ball State W 26-14  
10/17 at Wayne W 20-6  
10/24 Miami W 7-6  
10/31 Kent State L 0-7  
11/7 Wittenberg W 10-0  
11/13 at Findlay T 0-0  
11/21 Grosse Isle Navy W 19-7  
Record: 6-2-1  
Points: 135, Opposition 55

### 1943

Coach: Robert H. Whittaker  
Captain: Wayne Bordner  
9/18 Ohio Wesleyan W 18-7  
9/25 at Xavier W 40-0  
10/2 Central Michigan W 36-0  
10/9 Patterson Field W 36-0  
10/16 Bunker Hill Navy L 12-13  
10/23 at Baldwin-Wallace T 7-7  
10/30 Alma W 24-0



# RECORD BOOK • THROUGH THE YEARS

11/6 at Miami L 6-45  
 11/13 at Ohio Wesleyan L 20-32  
 Record: 5-3-1  
 Points: 194, Opposition 104

## 1944

Coach: Robert H. Whittaker  
 Captain: Donald Mohr  
 9/1 at Central Michigan W 20-19  
 9/9 Miami+ L 7-28  
 9/16 at Ohio Wesleyan W 13-6  
 9/23 Baldwin-Wallace L 6-13  
 9/30 Alma W 19-6  
 10/7 Ohio Wesleyan W 41-0  
 10/14 at Case W 20-18  
 10/21 at Bunker Hill Navy L 7-27  
 Record: 5-3  
 Points: 133, Opposition 117  
 +played in Toledo, Ohio

## 1945

Coach: Robert H. Whittaker  
 Captain: Patrick Mulvihill  
 8/31 at Alma W 15-0  
 9/7 Central Michigan W 19-6  
 9/14 at Baldwin-Wallace L 13-14  
 9/22 at Miami L 0-26  
 9/29 at Ohio University W 6-0  
 10/6 at Oberlin L 0-28  
 10/13 Case W 26-7  
 Record: 4-3  
 Points: 79, Opposition 81

## 1946

Coach: Robert H. Whittaker  
 Captains: Wayne Bordner, Stanley Yoder  
 9/28 at Central Michigan L 0-7  
 10/5 Ball State W 13-0  
 10/12 Miami L 0-6  
 10/19 at Kent State W 13-0  
 10/25 at Canisius W 13-7  
 11/2 Oberlin W 14-0  
 11/9 at St. Bonaventure L 9-13  
 11/16 Xavier W 33-6  
 Record: 5-3  
 Points: 95, Opposition 39

## 1947

Coach: Robert H. Whittaker  
 Captains: Wayne Bloker, James Knierim  
 9/20 at Xavier L 0-2  
 9/27 Central Michigan W 20-19  
 10/4 at Dayton L 13-20  
 10/11 at Miami L 19-33  
 10/18 Ohio University W 2-0  
 10/25 Kent State W 21-18  
 11/1 Findlay W 26-9  
 11/8 at St. Bonaventure L 14-21  
 11/15 Northern Iowa W 19-7  
 11/22 at William & Mary L 0-20  
 Record: 5-5  
 Points: 134, Opposition 149

## 1948

Coach: Robert H. Whittaker  
 Captain: Vern Dunham  
 9/25 at Ohio University W 13-7  
 10/2 at Central Michigan W 13-12  
 10/9 at Toledo W 21-6  
 10/16 Morris Harvey W 48-6  
 10/23 Baldwin-Wallace W 33-28  
 10/30 at Findlay W 28-7  
 11/6 at Kent State W 23-14  
 11/13 Morningside W 38-7  
 11/20 John Carroll T 13-13  
 Record: 8-0-1  
 Points: 230, Opposition 100

## 1949

Coach: Robert H. Whittaker  
 Captain: Jack Woodland  
 9/24 Rider W 47-14  
 10/1 Central Michigan W 20-0  
 10/8 at Toledo L 19-20  
 10/15 at Morris Harvey L 0-21

10/22 at Baldwin-Wallace L 21-34  
 10/28 at John Carroll L 24-38  
 11/5 Kent State W 27-6  
 11/12 at Mt. Union W 35-7  
 11/19 Eastern Kentucky L 13-21  
 Record: 4-5  
 Points: 206, Opposition 161

## 1950

Coach: Robert H. Whittaker  
 Captain: Doug Mooney  
 9/23 at Rider T 0-0  
 9/30 Miami L 6-54  
 10/7 Bradley W 20-14  
 10/14 at Central Michigan L 0-12  
 10/21 Baldwin-Wallace T 34-34  
 10/28 at Toledo W 39-14  
 11/4 at Kent State L 6-19  
 11/11 Youngstown W 22-7  
 11/18 at Eastern Kentucky L 7-34  
 Record: 3-4-2  
 Points: 134, Opposition 188

## 1951

Coach: Robert H. Whittaker  
 Captains: Ollie Glass, Eugene Aldridge  
 9/22 Ohio Wesleyan W 23-13  
 9/29 at Miami L 7-46  
 10/6 Mt. Union L 13-26  
 10/13 at Ohio University L 7-28  
 10/20 at Baldwin-Wallace W 27-20  
 10/27 Toledo L 6-12  
 11/3 Kent State T 27-27  
 11/10 at Youngstown W 20-0  
 11/17 at Bradley W 20-6  
 Record: 4-4-1  
 Points: 150, Opposition 178

## 1952

Coach: Robert H. Whittaker  
 Captain: Darrell Clay  
 9/20 Central Michigan W 20-7  
 9/27 Miami L 7-42  
 10/4 at Ohio Wesleyan W 45-0  
 10/11 at Bradley W 21-14  
 10/18 Baldwin-Wallace W 27-19  
 10/25 at Toledo W 29-19  
 11/1 at Kent State W 44-21  
 11/8 Youngstown W 50-0  
 11/15 Ohio University L 14-33  
 Record: 7-2  
 Points: 257, Opposition 155

## 1953

Coach: Robert H. Whittaker  
 Captain: James Ladd  
 9/18 at Youngstown L 7-20  
 9/26 at Miami L 0-47  
 10/2 at Temple L 0-27  
 10/10 Bradley W 39-13  
 10/17 at Baldwin-Wallace L 27-35  
 10/24 Toledo L 19-20  
 10/31 Kent State L 7-41  
 11/7 Heidelberg L 6-27  
 11/14 at Ohio University L 14-22  
 Record: 1-8  
 Points: 119, Opposition 252

## 1954

Coach: Robert H. Whittaker  
 Captain: John Ladd  
 9/18 at Dayton W 18-0  
 9/25 Miami L 7-46  
 10/2 Waynesburg L 7-12  
 10/9 at Western Mich. L 15-20  
 10/16 Baldwin-Wallace W 13-0  
 10/23 at Toledo L 7-38  
 10/30 at Kent State L 25-28  
 11/6 Marshall L 19-26  
 11/13 Ohio University L 14-26  
 Record: 2-7  
 Points: 125, Opposition: 196

## 1955

Coach: Doyt L. Perry  
 Captain: Jack Hecker  
 9/17 Defiance W 40-0  
 9/23 at Kent State T 6-6  
 10/1 Western Michigan W 35-0  
 10/8 John Carroll W 30-0  
 10/15 at Baldwin-Wallace W 34-14  
 10/22 Toledo W 39-0  
 10/29 at Marshall W 27-26  
 11/5 at Miami L 0-7  
 11/12 at Ohio University W 13-0  
 Record: 7-1-1  
 Points: 224, Opposition 53

## 1956

Coach: Doyt L. Perry  
 Captains: Jack Giroux, Harold Peek  
 9/15 Defiance W 73-0  
 9/22 Kent State W 17-0  
 9/29 at Western Mich. W 27-13  
 10/6 at Drake W 46-7  
 10/13 at Baldwin-Wallace W 32-21  
 10/20 at Toledo W 34-12  
 10/27 Marshall W 34-12  
 11/3 Miami T 7-7  
 11/10 Ohio University W 41-27  
 Record: 8-0-1  
 Points: 311, Opposition 99

## 1957

Coach: Doyt L. Perry  
 Captain: Tim Murnen  
 9/21 Baldwin-Wallace W 60-7  
 9/28 at Xavier W 16-0  
 10/5 at Delaware W 7-0  
 10/12 Western Michigan T 14-14  
 10/19 Toledo W 29-0  
 10/26 at Kent State W 13-7  
 11/2 Miami L 7-13  
 11/9 at Ohio University T 7-7  
 11/16 at Marshall W 14-7  
 Record: 6-1-2  
 Points: 167, Opposition 55

## 1958

Coach: Doyt L. Perry  
 Captain: Ray Reese  
 9/20 at Wichita State W 20-14  
 9/27 Lockbourne AFB W 27-6  
 10/4 at Dayton W 25-0  
 10/11 at Western Mich. W 40-6  
 10/18 at Toledo W 31-16  
 10/25 Kent State L 7-8  
 11/1 at Miami L 14-28  
 11/8 Ohio University W 33-6  
 11/15 Marshall W 21-7  
 Record: 7-2  
 Points: 218, Opposition 91

## 1959

Coach: Doyt L. Perry  
 Captains: Robert Colburn, Robert Zimpfer  
 9/26 at Marshall W 51-7  
 10/3 Dayton W 14-0  
 10/10 Western Michigan W 34-0  
 10/17 Toledo W 51-21  
 10/24 at Kent State W 25-8  
 10/31 Miami W 33-16  
 11/7 at Southern Illinois W 23-14  
 11/14 Delaware W 30-8  
 11/21 at Ohio University W 13-9  
 Record: 9-0  
 Points: 274, Opposition 83

## 1960

Coach: Doyt L. Perry  
 Captains: Bernie Casey, Jerry Colaner  
 9/24 Marshall W 14-7  
 10/1 at Miami W 21-12  
 10/8 at Western Mich. W 14-13  
 10/15 at Toledo W 14-3  
 10/22 Kent State W 28-0

10/29 Cal Poly SLO W 50-6  
 11/5 Southern Illinois W 27-6  
 11/12 Ohio University L 7-14  
 11/19 at Texas Western W 21-0  
 Record: 8-1  
 Points: 196, Opponents: 61

## 1961

Coach: Doyt L. Perry  
 Captains: Ray Kwiatkowski, Larry Smith  
 9/23 at Marshall W 40-0  
 9/30 Dayton W 28-11  
 10/7 Western Michigan W 21-0  
 10/14 Toledo W 17-6  
 10/21 at Kent State W 21-6  
 10/28 Miami L 6-7  
 11/4 West Texas State W 28-6  
 11/11 at Ohio University W 7-6  
 11/18 at Southern Illinois W 20-0  
 11/23 \*Fresno State L 6-36  
 Record: 8-2  
 Points: 194, Opposition 78  
 \*Mercy Bowl (Los Angeles, CA)

## 1962

Coach: Doyt L. Perry  
 Captains: Robert Fearnside, Gary Sherman  
 9/22 Marshall W 48-6  
 9/29 at Dayton W 14-7  
 10/6 at Western Mich. W 10-6  
 10/13 at Toledo W 28-13  
 10/20 Kent State W 45-6  
 10/27 at Miami T 24-24  
 11/3 at West Texas State L 7-23  
 11/10 Ohio University W 7-6  
 11/17 Southern Illinois W 21-0  
 Record: 7-1-1  
 Points: 204, Opposition 91

## 1963

Coach: Doyt L. Perry  
 Captains: John Doyle, William Violet  
 9/21 Detroit W 27-14  
 9/28 at Southern Illinois W 31-6  
 10/5 Dayton W 28-0  
 10/12 Western Michigan W 16-7  
 10/19 Toledo W 22-20  
 10/26 at Kent State W 18-3  
 11/2 Miami L 12-21  
 11/9 at Marshall W 21-14  
 11/16 at Ohio University L 0-16  
 11/23 Xavier W 26-15  
 Record: 8-2  
 Points: 201, Opposition 116

## 1964

Coach: Doyt L. Perry  
 Captains: Thomas Reicosky, Jerry Ward, James Wisser  
 9/19 Southern Illinois W 35-12  
 9/26 at North Texas W 21-7  
 10/3 Dayton W 35-0  
 10/10 at Western Mich. W 28-8  
 10/17 at Toledo W 31-14  
 10/24 Kent State W 41-0  
 10/31 at Miami W 21-18  
 11/7 Marshall W 28-0  
 11/14 Ohio University L 0-21  
 11/21 at Xavier W 35-7  
 Record: 9-1  
 Points: 275, Opponents 87

## 1965

Coach: Bob Gibson  
 Captains: William Earhart, James Violet, Dwight Wallace  
 9/18 Cal St. Los Angeles W 21-0  
 9/25 at West Texas State L 0-34  
 10/2 at Dayton W 9-0  
 10/9 Western Michigan W 21-17  
 10/16 Toledo W 21-14  
 10/23 at Kent State W 7-6  
 10/30 Miami L 7-23





# 2022 BGSU FOOTBALL

12 MAC CHAMPIONSHIPS | 13 BOWL GAME APPEARANCES

## RECORD BOOK • THROUGH THE YEARS

11/6 at Marshall W 20-6  
11/13 at Ohio University W 17-7  
Record: 7-2  
Points: 123, Opposition 107

### 1966

Coach: Bob Gibson  
Captain: Mike Weger  
9/17 at Tampa L 13-20  
9/24 Dayton W 13-0  
10/1 at Western Mich. L 14-16  
10/8 at Toledo W 14-13  
10/15 Kent State L 12-35  
10/22 at Miami W 17-14  
10/29 Marshall W 14-6  
11/5 Ohio University W 28-0  
11/12 at Temple W 62-20  
Record: 6-3  
Points: 187, Opposition 124

### 1967

Coach: Bob Gibson  
Captains: Chester Boyer, Dave Seiter  
9/23 Quantico Marines W 29-0  
9/30 at Dayton W 7-0  
10/7 Western Michigan L 6-10  
10/14 Toledo L 0-33  
10/21 at Kent State W 7-6  
10/28 Miami L 7-9  
11/4 at Marshall W 9-7  
11/11 at Ohio University L 7-31  
11/18 Northern Illinois W 17-7  
11/25 at Cal St. LA W 42-27  
Record: 6-4  
Points: 131, Opposition 130

### 1968

Coach: Don Nehlen  
Captain: Dennis Zolciak  
9/21 Ball State W 62-8  
9/28 Dayton W 20-14  
10/5 at Western Mich. W 17-10  
10/12 at Toledo T 0-0  
10/19 Kent State W 30-7  
10/26 at Miami L 7-31  
11/2 Marshall W 54-28  
11/9 Ohio University L 27-28  
11/16 at Northern Illinois L 6-7  
11/23 at Xavier W 44-14  
Record: 6-3-1  
Points: 267, Opposition 147

### 1969

Coach: Don Nehlen  
Captains: Joe Green, Dave Roese  
9/20 Utah State L 6-14  
9/27 at Dayton W 27-7  
10/4 Western Michigan W 21-10  
10/11 Toledo L 26-27  
10/18 at Kent State W 7-0  
10/25 Miami W 3-0  
11/1 at Marshall L 16-21  
11/8 at Ohio University W 23-16  
11/15 at West Texas L 12-28  
11/22 Northern Illinois W 38-23  
Record: 6-4  
Points: 179, Opposition 146

### 1970

Coach: Don Nehlen  
Captains: Phil Villapiano, Dave Finley, Vern Wireman  
9/19 at Utah State L 14-33  
9/26 Dayton T 14-14  
10/3 at Western Mich. L 3-23  
10/10 at Toledo L 0-20  
10/17 Kent State W 44-0  
10/24 at Miami L 3-7  
10/31 Marshall W 26-24  
11/7 Ohio University L 7-34  
11/14 West Texas State L 7-23  
Record: 2-6-1  
Points: 118, Opposition 178

### 1971

Coach: Don Nehlen  
Captains: Don Plusquellic, Jerry Fields, Larry Meador  
9/18 at Ohio University W 20-19  
9/25 East Carolina W 47-21  
10/2 Western Michigan W 23-6  
10/9 Toledo L 7-24  
10/16 at Kent State W 46-33  
10/23 Miami W 33-7  
10/30 at Marshall L 10-12  
11/6 at Texas Arlington W 34-17  
11/13 Xavier L 27-42  
11/20 at Dayton L 16-26  
Record: 6-4  
Points: 263, Opposition 207

### 1972

Coach: Don Nehlen  
Captains: Bill Montrie, Bill Pittman  
9/16 at Purdue W 17-14  
9/23 at Miami W 16-7  
9/30 at Western Mich. T 13-13  
10/7 at Toledo W 19-8  
10/14 Kent State L 10-14  
10/21 at San Diego State L 19-35  
10/28 Marshall W 46-7  
11/4 Ohio University W 17-0  
11/11 Dayton W 17-0  
11/18 at Tampa L 22-29  
Record: 6-3-1  
Points: 184, Opposition 127

### 1973

Coach: Don Nehlen  
Captains: Greg Meczka, John Villapiano  
9/15 at Syracuse W 41-14  
9/22 at Dayton W 31-16  
9/29 Western Michigan W 31-20  
10/6 Toledo W 49-35  
10/13 at Kent State L 7-21  
10/20 Miami L 8-31  
10/27 at Marshall W 24-21  
11/3 at Ohio University L 23-24  
11/10 Eastern Michigan W 31-7  
11/17 Northern Illinois W 21-20  
Record: 7-3  
Points: 266, Opposition 209

### 1974

Coach: Don Nehlen  
Captains: Joe Russell, Hal Thomas  
9/14 at East Carolina L 6-24  
9/21 Dayton W 41-21  
9/28 at Western Mich. W 21-13  
10/5 at Toledo L 19-24  
10/12 Kent State W 26-10  
10/19 at Miami L 10-34  
10/26 Marshall W 28-3  
11/2 Ohio University L 22-33  
11/9 Arkansas State W 17-0  
11/16 at So. Mississippi W 38-20  
11/23 at San Diego State T 21-21  
Record: 6-4-1  
Points: 249, Opposition 203

### 1975

Coach: Don Nehlen  
Captains: Steve Studer, Art Thompson  
9/13 at Brigham Young W 23-21  
9/20 So. Mississippi W 16-14  
9/27 at Dayton W 21-14  
10/4 Western Michigan W 28-0  
10/11 Toledo W 34-17  
10/18 Kent State+ W 35-9  
10/25 Miami L 17-20  
11/1 Ball State L 20-27  
11/8 at Ohio University W 19-17  
11/15 at Southern Illinois W 48-6  
11/22 at Texas Arlington L 17-21  
Record: 8-3  
Points: 278, Opposition 166  
+ played at Cleveland Municipal Stadium

### 1976

Coach: Don Nehlen  
Captains: Greg Davidson, Dan Saleet  
9/11 at Syracuse W 22-7  
9/18 Eastern Michigan W 53-12  
9/25 San Diego State L 15-27  
10/2 at Western Mich. W 31-28  
10/9 at Toledo W 29-28  
10/16 Kent State W 17-13  
10/23 at Miami L 7-9  
10/30 Central Michigan L 28-38  
11/6 Ohio University L 26-31  
11/13 Southern Illinois W 35-7  
11/20 at Tenn.-Chatt. L 29-49  
Record: 6-5  
Points: 292, Opposition 249

### 1977

Coach: Denny Stolz  
Captains: Doug Smith, Mark Miller, Alex Proszak  
9/10 at Grand Valley St. W 17-6  
9/17 at Eastern Michigan L 6-16  
9/24 Iowa State L 21-35  
10/1 Western Michigan W 34-14  
10/8 Toledo W 21-13  
10/15 at Kent State W 14-10  
10/22 Miami L 13-33  
10/29 at Central Michigan L 28-35  
11/5 Tenn.-Chattanooga L 33-37  
11/12 at Ohio University W 39-27  
11/19 at Hawaii L 21-41  
11/26 at Long Beach St. L 28-29  
Record: 5-7  
Points: 275, Opposition 296

### 1978

Coach: Denny Stolz  
Captains: Dirk Abernathy, Joe Studer  
9/9 at Villanova L 28-35  
9/16 at Eastern Michigan W 43-6  
9/23 Grand Valley State W 49-3  
9/30 at Western Michigan L 20-24  
10/7 at Toledo W 45-27  
10/14 Kent State W 28-20  
10/21 at Miami L 7-18  
10/28 Central Michigan L 7-38  
11/4 Ball State L 14-39  
11/11 at So. Mississippi L 21-38  
11/18 Ohio University L 15-19  
Record: 4-7  
Points: 277, Opposition 267

### 1979

Coach: Denny Stolz  
Captains: Bob Harris, Mike Wright  
9/8 Eastern Michigan W 32-6  
9/15 at Iowa State L 10-38  
9/22 Central Michigan L 0-24  
9/29 at Western Mich. W 15-3  
10/6 Toledo L 17-23  
10/13 at Kent State W 28-17  
10/20 Miami L 3-21  
10/27 at Ball State L 23-38  
11/3 at Kentucky L 14-20  
11/10 So. Mississippi W 31-27  
11/17 at Ohio University L 21-48  
Record: 4-7  
Points: 194, Opposition 265

### 1980

Coach: Denny Stolz  
Captains: Craig Valentine, Tim Ross, Dan Shetler  
9/6 at Richmond L 17-20  
9/13 Eastern Michigan L 16-18  
9/20 Long Beach L 21-23  
9/27 at Kentucky L 20-21  
10/4 at Western Mich. W 17-14  
10/11 at Toledo W 17-6  
10/18 Kent State W 24-3  
10/25 at Miami L 3-7  
11/1 Ball State W 24-21

11/8 at Central Michigan L 10-32  
11/22 Ohio University L 20-21  
Record: 4-7  
Points: 189, Opposition 186

### 1981

Coach: Denny Stolz  
Captains: Tom Glendening, Doug Carr, Craig Valentine  
9/12 at Baylor L 0-38  
9/19 at Ohio University L 21-23  
9/26 at Michigan State L 7-10  
10/3 Western Michigan L 7-21  
10/10 Miami T 7-7  
10/17 at Northern Illinois W 17-10  
10/24 Toledo W 38-0  
10/30 Kent State W 13-7  
11/7 at Ball State W 14-10  
11/14 at Eastern Mich. W 28-0  
11/21 Central Michigan L 3-6  
Record: 5-5-1  
Points: 155, Opposition 132

### 1982

Coach: Denny Stolz  
Captains: Terry Gyetvai, Shawn Potts, Andre Young  
9/4 Ohio University W 40-0  
9/18 at Central Michigan W 34-30  
10/2 Western Michigan W 7-3  
10/9 at Miami L 12-17  
10/16 Northern Illinois W 20-18  
10/23 at Toledo L 10-24  
10/30 at Kent State W 41-7  
11/6 Ball State W 28-7  
11/13 Eastern Michigan W 24-7  
11/20 at Long Beach L 7-24  
11/25 at North Carolina L 14-33  
12/18 \*at Fresno State L 28-29  
Record: 7-5  
Points: 265, Opposition 199  
\*California Bowl (Fresno, CA)

### 1983

Coach: Denny Stolz  
Captains: Martin Bayless, Mark Emans  
9/10 at Fresno State W 35-27  
9/17 at Brigham Young L 28-63  
9/24 Miami W 17-14  
10/1 at Eastern Mich. W 26-21  
10/8 Toledo L 3-6  
10/15 at Western Mich. W 23-20  
10/22 at Northern Illinois L 23-24  
10/29 Central Michigan W 15-14  
11/5 Ball State W 45-30  
11/12 at Ohio University W 24-20  
11/19 Kent State W 38-3  
Record: 8-3  
Points: 277, Opposition 242

### 1984

Coach: Denny Stolz  
Captains: Joe Prchlik, Brian Johnson, Dean Hall  
9/8 Richmond W 55-28  
9/15 at Oklahoma State L 14-31  
9/22 at Miami W 41-10  
9/29 Eastern Michigan W 35-27  
10/6 at Toledo L 6-17  
10/13 Western Michigan W 34-7  
10/20 Northern Illinois W 28-6  
10/27 at Central Michigan L 21-42  
11/3 at Ball State W 38-13  
11/10 Ohio University W 28-7  
11/17 at Kent State W 27-10  
Record: 8-3  
Points: 327, Opposition 198

### 1985

Coach: Denny Stolz  
Captains: Brian McClure, Chris Hartman, Stan Hunter  
9/7 at Ball State W 31-6  
9/14 at Kentucky W 30-26



# RECORD BOOK • THROUGH THE YEARS

9/21	Miami	W 28-24
9/28	Akron	W 27-22
10/5	at Western Mich.	W 48-7
10/12	at Eastern Mich.	W 42-24
10/19	Central Michigan	W 23-18
10/26	Kent State	W 26-14
11/2	at Northern Illinois	W 34-14
11/16	Toledo	W 21-0
11/23	at Ohio University	W 38-17
12/14	*at Fresno State	L 7-51
Record: Won 11, Lost 1		
Points: 355, Opposition 223		
*California Bowl (Fresno, CA)		

## 1986

Coach: Moe Ankney		
Captains: Gerald Bayless, Paul Schweitzer		
9/6	Ohio University	W 21-16
9/13	at Minnesota	L 7-31
9/20	at Central Michigan	L 10-20
9/27	at Miami	L 7-24
10/4	Western Michigan	W 17-3
10/11	Eastern Michigan	W 24-10
10/18	at Washington	L 0-48
10/25	at Kent State	W 31-15
11/1	Northern Illinois	L 8-16
11/8	Ball State	W 20-17
11/15	at Toledo	L 3-22
Record: 5-6		
Points: 148, Opposition 222		

## 1987

Coach: Moe Ankney		
Captains: John Hunter, Mike Otten		
9/5	at Penn State	L 19-45
9/12	Youngstown State	L 17-20
9/19	at Ball State	W 24-0
9/26	Western Michigan	L 27-34
10/3	at Arizona	L 7-45
10/10	at Ohio University	W 28-7
10/17	Toledo	W 20-6
10/31	at Miami	L 7-17
11/7	Kent	W 30-20
11/14	at Eastern Michigan	L 18-38
11/21	Central Michigan	W 18-17
Record: 5-6		
Points: 215, Opposition 249		

## 1988

Coach: Moe Ankney		
Captains: Kyle Kramer, Eric Smith		
9/3	at West Virginia	L 14-62
9/10	Ball State	L 10-34
9/17	at Texas Christian	L 12-49
9/24	at Toledo	L 5-34
10/1	at Western Mich.	L 10-37
10/8	Ohio	W 42-0
10/15	at Central Michigan	L 3-21
10/22	Youngstown State	W 20-16
10/29	Miami	T 21-21
11/5	at Kent	L 19-31
11/12	Eastern Michigan	L 3-28
Record: 2-8-1		
Points: 159, Opposition 333		

## 1989

Coach: Moe Ankney		
Captains: Larry Lambright, Rich Dackin, Mike Holmes		
9/9	at East Carolina	L 6-41
9/16	Ball State	L 3-28
9/23	Central Michigan	W 24-20
9/30	Akron	L 24-38
10/7	at Ohio	W 31-28
10/14	Toledo	W 27-23
10/21	at Eastern Michigan	L 13-21
10/28	at Miami	L 13-17
11/4	Kent	W 51-28
11/11	at Western Mich.	W 31-30
11/18	at Tulsa	L 10-45
Record: 5-6		
Points: 233, Opposition 319		

## 1990

Coach: Moe Ankney		
Captains: Charles Dotson, Brian Sherman, Pat Jackson		
9/2	Cincinnati+	W 34-20
9/8	at Virginia Tech	L 7-21
9/22	at Central Michigan	L 0-17
9/29	at Ball State	L 6-16
10/6	Ohio	T 10-10
10/13	at Toledo	L 13-19
10/20	Eastern Michigan	W 25-15
10/27	Miami	T 10-10
11/3	at Kent	W 20-16
11/10	Western Michigan	L 13-19
Record: 3-5-2		
Points: 138, Opposition 163		
+played at Riverfront Stadium		

## 1991

Coach: Gary Blackney		
Captains: Brian Sherman, Terry Wilson		
8/31	Eastern Michigan	W 17-6
9/5	at West Virginia	L 17-24
9/21	Cincinnati	W 20-16
9/28	at Navy	W 22-19
10/5	Central Michigan	W 17-10
10/12	at Ohio	W 45-14
10/19	Toledo	W 24-21
10/26	at Western Mich.	W 23-10
11/2	at Miami	W 17-7
11/9	Kent	W 35-7
11/16	at Ball State	W 14-13
12/14	*at Fresno State	W 28-21
Record: 11-1		
Points: 279, Opposition 168		
*California Raisin Bowl (Fresno, CA)		

## 1992

Coach: Gary Blackney		
Captains: Erik White, Artie Mangham, Dave Bielinski		
9/3	Western Michigan	W 29-19
9/12	at Ohio State	L 6-17
9/19	at Wisconsin	L 18-39
9/26	East Carolina	W 44-34
10/3	at Central Michigan	W 17-14
10/10	Ohio	W 31-14
10/17	at Toledo	W 10-9
10/24	at Akron	W 24-3
10/31	Miami	W 44-24
11/7	at Kent	W 28-22
11/14	Ball State	W 38-6
12/18	*Nevada	W 35-34
Record: 10-2		
Points: 324, Opposition 235		
*Las Vegas Bowl (Las Vegas, NV)		

## 1993

Coach: Gary Blackney		
Captains: Vince Palko, Zeb Jackson		
9/4	at Virginia Tech	L 16-33
9/11	Cincinnati	W 21-7
9/25	at Navy	L 20-27
10/2	Toledo	W 17-10
10/9	at Ohio	W 20-0
10/16	Akron	W 49-7
10/23	at Ball State	T 26-26
10/30	at Miami	W 30-25
11/6	Kent	W 40-7
11/13	at Central Michigan	L 15-17
11/20	Western Michigan	T 14-14
Record: 6-3-2		
Points: 268, Opposition 173		

## 1994

Coach: Gary Blackney		
Captains: Vince Palko, Rameir Martin		
9/1	at N. Carolina State	L 15-20
9/10	at Akron	W 45-0
9/17	Navy	W 59-21
9/24	at Eastern Mich.	W 30-13
10/1	at Cincinnati	W 38-0
10/8	Ohio	W 32-0
10/15	at Toledo	W 31-16

10/22	Ball State	W 59-36
10/29	Miami	W 27-16
11/5	at Kent	W 22-16
11/12	Central Michigan	L 33-36
Record: 9-2		
Points: 391, Opposition 174		

## 1995

Coach: Gary Blackney		
Captains: Cal Bowers, Greg Cepek, Jason Woullard		
8/31	Louisiana Tech	L 21-28
9/9	at Missouri	W 17-10
9/16	Akron	W 50-12
9/23	at Central Michigan	L 16-22
9/30	at Temple	W 37-31
10/7	Miami	L 0-21
10/14	at Ball State	L 10-30
10/21	Toledo	L 16-35
10/28	at Western Mich.	L 0-17
11/4	Ohio	W 33-7
11/11	at Kent	W 26-15
Record: 5-6		
Points: 226, Opposition 228		

## 1996

Coach: Gary Blackney		
Captains: Kevin O'Neill, Courtney Davis		
8/31	at Alabama	L 7-21
9/14	Temple	W 20-16
9/21	at Miami	W 14-10
9/28	Central Michigan	W 31-27
10/5	at Toledo	L 16-24
10/12	Kent	W 31-24
10/19	Ball State	L 11-16
10/26	at Ohio	L 0-38
11/2	at Akron	L 14-21
11/9	Western Mich. (OT)	L 13-16
11/16	at Central Florida	L 19-27
Record: 4-7		
Points: 176, Opposition 240		

## 1997

Coach: Gary Blackney		
Captains: Kevin O'Neill, John Kuck		
8/30	at Louisiana Tech	L 23-30
9/6	Miami	W 28-21
9/13	at Ohio State	L 13-44
9/20	at Akron	W 31-28
9/27	at Kansas State	L 0-58
10/4	Northern Illinois	W 35-10
10/11	Western Michigan	L 21-34
10/18	at Ohio	L 0-24
10/25	Toledo	L 20-35
11/1	at Kent	L 20-29
11/8	at Marshall	L 0-28
Record: 3-8		
Points: 191, Opposition 341		

## 1998

Coach: Gary Blackney		
Captains: Tony Holcomb, Morty Bryce		
9/5	at Missouri	L 0-37
9/12	at Penn State	L 3-48
9/26	Central Florida	L 31-38
10/3	Ohio	W 35-7
10/10	at Miami	L 12-24
10/17	at Toledo	L 16-24
10/24	Kent	W 42-21
10/31	Marshall	W 34-13
11/7	Akron	W 58-21
11/14	at Western Michigan	L 27-56
11/21	at Northern Illinois	W 34-23
Record: 5-6		
Points: 292, Opposition 312		

## 1999

Coach: Gary Blackney		
Captains: D.J. Durkin, Brent Martin		
9/4	at Pittsburgh	L 10-30
9/11	Tennessee Tech	W 40-15
9/18	at Marshall	L 16-35
9/25	at Kent	L 27-41
10/2	Toledo	W 34-23
10/9	Miami	L 31-45

10/16	at Akron	L 25-55
10/23	at Ohio	L 14-17
10/30	Central Michigan	W 31-7
11/13	Ball State	W 35-14
11/20	at Central Fla. (OT)	W 33-30
Record: 5-6		
Points: 326, Opposition 312		

## 2000

Coach: Gary Blackney		
Captains: D.J. Durkin, Eric Curl, Rob Fehrman		
9/2	at Michigan	L 7-42
9/9	Pittsburgh	L 16-34
9/16	at Temple	L 14-31
9/23	at Buffalo	L 17-20
9/30	at Kent State	W 18-11
10/7	Akron	L 21-27
10/14	at Miami	L 10-24
10/21	Eastern Michigan	W 20-6
11/4	Marshall	L 13-20
11/11	Ohio	L 21-23
11/22	at Toledo	L 17-51
Record: 2-9		
Points: 174, Opposition 289		

## 2001

Coach: Urban Meyer		
Captains: Khary Campbell, Kurt Gerling, Ryan Wingrove, Malcolm Robinson		
9/1	at Missouri	W 20-13
9/8	Buffalo	W 35-0
9/22	Temple	W 42-23
9/29	at Marshall	L 31-37
10/6	Kent State	W 24-7
10/13	at W. Michigan	L 28-37
10/20	at Akron	W 16-11
11/3	Miami	L 21-24
11/10	at Ohio	W 17-0
11/17	at Northwestern	W 43-42
11/23	Toledo	W 56-21
Record: 8-3		
Points: 333, Opposition 215		

## 2002

Coach: Urban Meyer		
Captains: Chris Haneline, Robert Redd, Andy Sahm, Jon Mazur		
8/29	Tennessee Tech	W 41-7
9/14	Missouri	W 51-28
9/21	at Kansas	W 39-16
10/5	Ohio	W 72-21
10/12	at Central Michigan	W 45-35
10/19	Western Michigan	W 48-45
10/26	Ball State	W 38-20
11/2	at Kent State	W 45-14
11/9	at Northern Illinois	L 17-26
11/16	at South Florida	L 7-29
11/23	Eastern Michigan	W 63-21
11/30	at Toledo	L 24-42
Record: 9-3		
Points: 490, Opposition 304		

## 2003

Coach: Gregg Brandon		
Captains: Jovon Burkes, Josh Harris, Mitch Hewitt, Craig Jarrett		
8/28	Eastern Kentucky	W 63-13
9/6	at #16 Purdue	W 27-26
9/13	Liberty	W 62-3
9/20	at #4 Ohio State	L 17-24
10/4	Central Michigan	W 23-3
10/11	at Western Michigan	W 32-21
10/18	at Eastern Michigan	W 33-20
10/25	#12 N. Illinois	W 34-18
11/4	at Miami	L 10-33
11/15	Kent State	W 42-33
11/22	at Ball State	W 41-14
11/29	Toledo	W 31-23
12/4	Miami (MAC Chmp)	L 27-49
12/26	*Northwestern	W 28-24
Record: 11-3		
Points: 470, Opposition 304		
*Motor City Bowl (Detroit, Michigan)		



# 2022 BGSU FOOTBALL

12 MAC CHAMPIONSHIPS | 13 BOWL GAME APPEARANCES

## RECORD BOOK • THROUGH THE YEARS

### 2004

Coach: Gregg Brandon  
Captains: Jovon Burkes, Mike Thaler, Scott Mruczkowski, Cole Magner

9/4	at Oklahoma	L	24-40
9/11	SE Missouri State	W	49-10
9/24	at Northern Illinois	L	17-34
10/2	at Temple	W	70-16
10/9	at Central Michigan	W	38-14
10/16	Ball State	W	51-13
10/23	at Ohio	W	41-16
10/30	Eastern Michigan	W	41-20
11/6	Western Michigan	W	52-0
11/13	Marshall	W	56-35
11/23	at Toledo	L	41-49
12/22	*Memphis	W	52-35

Record: 9-3  
Points: 532, Opposition 282  
\*GMAC Bowl (Mobile, Alabama)

### 2005

Coach: Gregg Brandon  
Captains: Steve Sanders, Teddy Piepkow, Rob Warren, Mike Thaler, Omar Jacobs

9/3	at Wisconsin	L	42-56
9/10	at Ball State	W	40-31
9/21	at Boise State	L	20-48
10/1	Temple	W	70-7
10/8	Ohio	W	38-14
10/15	at Buffalo	W	27-7
10/22	Western Michigan	L	14-45
10/29	Akron	L	14-24
11/5	at Kent State	W	24-14
11/15	at Miami	W	42-14
11/22	Toledo (2OT)	L	41-49

Record: 6-5  
Points: 372, Opposition 304

### 2006

Coach: Gregg Brandon  
Captains: Ken Brantley, Kory Lichtensteiger, Devon Parks, Brad Williams

9/2	Wisconsin #	L	14-35
9/9	Buffalo	W	48-40
9/16	at Florida International	W	33-28
9/23	Kent State	L	3-38
9/30	at Ohio	W	21-9
10/7	at Ohio State	L	7-35
10/14	Eastern Michigan	W	24-21
10/19	at Central Michigan	L	14-31
10/28	at Temple	L	14-28
11/4	at Akron	L	28-35
11/15	Miami	L	7-9
11/21	at Toledo	L	21-31

Record: 4-8  
Points: 234, Opposition 340  
# Cleveland Browns Stadium - Cleveland, Ohio

### 2007

Coach: Gregg Brandon  
Captains: Kory Lichtensteiger, Loren Hargrove, Antonio Smith, Corey Partridge, Sean O'Drobinak

9/1	at Minnesota (OT)	W	32-31
9/8	at Michigan State	L	17-28
9/22	Temple	W	48-35
9/29	Western Kentucky	W	41-21
10/6	at Boston College	L	24-55
10/13	at Miami	L	14-47
10/20	at Kent State	W	31-20
10/27	Ohio	L	27-38
11/2	Akron	W	44-20
11/9	at Eastern Michigan	W	39-32
11/17	at Buffalo	W	31-17
11/23	Toledo	W	37-10
1/06	Tulsa*	L	7-63

Record: 8-5  
Points: 392, Opposition 417  
\* GMAC Bowl (Mobile, Ala.)

### 2008

Coach: Gregg Brandon  
Captains: Corey Partridge, Antonio Smith, John Haneline, Jeff Fink, Brandon Curtis

8/30	at Pittsburgh	W	27-17
9/6	Minnesota	L	17-42
9/13	at Boise State	L	7-20
9/27	at Wyoming	W	45-16
10/4	Eastern Michigan	L	21-24
10/11	at Akron	W	37-33
10/18	Miami	L	20-27
10/25	at Northern Illinois	L	13-16
11/1	Kent State	W	45-30
11/8	at Ohio	W	28-3
11/21	Buffalo (2OT)	L	34-40
11/28	at Toledo	W	38-10

Record: 6-6  
Points: 332, Opposition 278

### 2009

Coach: Dave Clawson  
Captains: Freddie Barnes, Cody Basler, Jahmal Brown, Jimmy Scheidler, Tyler Sheehan

9/3	Troy	W	31-14
9/12	at #25 Missouri	L	20-27
9/19	at Marshall	L	10-17
9/26	#4 Boise State	L	14-49
10/3	Ohio	L	37-44
10/10	at Kent State	W	36-35
10/17	at Ball State	W	31-17
10/24	Central Michigan	L	10-24
11/3	at Buffalo	W	30-29
11/12	at Miami	W	35-14
11/20	Akron	W	36-20
11/27	Toledo	W	38-24
12/30	Idaho*	L	42-43

Record: 7-6  
Points: 370, Opposition 357  
\* Humanitarian Bowl (Boise, ID)

### 2010

Coach: Dave Clawson  
Captains: Ben Bojicic, Eugene Fells, Willie Geter, Calvin Wiley

9/4	at Troy	L	27-30
9/11	at Tulsa	L	20-33
9/18	Marshall	W	44-28
9/25	at Michigan	L	21-65
10/2	Buffalo	L	26-28
10/9	at Ohio	L	25-49
10/16	at Temple	L	27-28
10/23	Kent State	L	6-30
10/30	at Central Michigan	W	17-14
11/10	Miami	L	21-24
11/17	at Toledo	L	14-33
11/26	Western Michigan	L	7-41

Record: 2-10  
Points: 255, Opposition 403

### 2011

Coach: Dave Clawson  
Captains: Ben Bojicic, Chris Jones

9/1	at Idaho	W	32-15
9/10	Morgan State	W	58-13
9/17	Wyoming	L	27-28
9/24	at Miami	W	37-23
10/1	at West Virginia	L	10-55
10/8	at Western Michigan	L	21-45
10/15	Toledo	L	21-28
10/22	Temple	W	13-10
10/29	at Kent State	L	15-27
11/8	Northern Illinois	L	14-45
11/16	Ohio	W	28-29
11/25	at Buffalo	W	42-28

Record: 5-7  
Points: 318, Opposition 346

### 2012

Coach: Dave Clawson  
Captains: Dominic Flewellyn, Ronnie Goble, Chris Jones, Matt Schilz, Paul Swan, Bart Tanski

9/1	at #23 Florida	L	14-27
9/8	Idaho	W	21-13
9/15	at Toledo	L	15-27
9/22	at Virginia Tech	L	0-37
9/29	Rhode Island	W	48-8
10/6	at Akron	W	24-10
10/13	Miami	W	37-12
10/20	at UMass	W	24-0
10/27	Eastern Michigan	W	24-3
11/07	at Ohio	W	26-14
11/17	#25 Kent State	L	24-31
11/23	Buffalo	W	21-7
12/27	vs. #24 San Jose State #	L	20-29

Record: 8-5  
Points: 298, Opposition 218  
\$ Contest played at Columbus Crew Stadium in Columbus, Ohio  
# Military Bowl (Washington D.C.)

### 2013

Coach: Dave Clawson  
Captains: Dominic Flewellyn, Ronnie Goble, Chief Kekuewa, Alex Bayer, BooBoo Gates, Paul Swan, Gabe Martin, Jairus Campbell

8/29	Tulsa	W	34-7
9/7	at Kent State	W	41-22
9/14	at Indiana	L	10-42
9/21	Murray State	W	48-7
9/28	Akron	W	31-14
10/5	UMass	W	28-7
10/12	at Mississippi State	L	20-21
10/26	Toledo	L	25-28
11/5	at Miami	W	45-3
11/12	Ohio	W	49-0
11/23	at Eastern Michigan	W	58-7
11/29	at Buffalo	W	24-7
12/6	vs. Northern Illinois *	W	47-27
12/26	vs. Pittsburgh #	L	27-30

Record: 10-4  
Points: 487, Opposition 222  
\* MAC Championship Game (Ford Field - Detroit, Mich.)  
# Little Caesars Pizza Bowl (Ford Field - Detroit, Mich.)

### 2014

Coach: Dino Babers  
Captains: Gabe Martin, Alex Huettel

8/29	at Western Kentucky	L	31-59
9/6	VMI	W	48-7
9/13	Indiana	W	45-42
9/20	at Wisconsin	L	17-68
9/27	at UMass	W	47-42
10/4	Buffalo	W	36-35
10/11	at Ohio	W	31-13
10/18	Western Michigan	L	14-26
11/4	at Akron	W	27-10
11/12	Kent State	W	30-20
11/19	at Toledo	L	20-27
11/28	Ball State	L	24-41
12/5	vs. Northern Illinois *	L	17-51
12/20	vs. South Alabama #	W	33-28

Record: 8-6  
Points: 420, Opposition 469  
\* MAC Championship Game (Ford Field - Detroit, Mich.)  
# Camellia Bowl (Cramton Bowl - Montgomery, Ala.)

### 2015

Coach: Dino Babers  
Captains: Matt Johnson, Travis Greene, Alex Huettel, Zach Colvin, James Sanford, Darnard Turner

9/5	vs. Tennessee \$	L	30-59
9/12	at Maryland	W	48-27
9/19	Memphis	L	41-44
9/26	at Purdue	W	35-28

10/3	at Buffalo	W	28-22
10/10	UMass	W	62-38
10/17	Akron	W	59-10
10/24	at Kent State	W	48-0
11/4	Ohio	W	62-24
11/11	at Western Michigan	W	41-27
11/17	Toledo	L	28-44
11/24	at Ball State	W	48-10
12/4	vs. Northern Illinois *	W	34-14
12/23	vs. Ga. Southern #	L	27-58

Record: 10-4  
Points: 591, Opposition 405  
\$ Nashville, Tenn. (L.P. Field)  
\* MAC Championship Game (Ford Field - Detroit, Mich.)  
# GoDaddy Bowl (Ladd-Peebles Stadium - Mobile, Ala.)

### 2016

Coach: Mike Jinks  
Captains: Alfonso Mack, Trent Greene, Logan Dietz, Fred Coppet

9/3	at #6 Ohio State	L	10-77
9/10	North Dakota	W	27-26
9/17	Middle Tennessee St	L	21-41
9/24	at Memphis	L	3-77
10/1	Eastern Michigan	L	25-28
10/8	at Ohio	L	24-30
10/15	at Toledo	L	35-42
10/22	Miami	L	26-40
11/1	at Northern Illinois	L	20-45
11/9	at Akron	W	38-28
11/15	Kent State	W	42-7
11/25	Buffalo	W	27-19

Record: 4-8  
Points: 298, Opposition 460

### 2017

Coach: Mike Jinks  
Captains: Game Captains

9/2	at Michigan State	L	10-35
9/9	South Dakota	L	27-35
9/16	at Northwestern	L	7-49
9/23	at MTSU	L	13-24
9/30	Akron	L	23-34
10/7	at Miami	W	37-29
10/14	Ohio	L	30-48
10/21	Northern Illinois	L	17-48
10/31	at Kent State	W	44-16
11/7	at Buffalo	L	28-38
11/15	Toledo	L	37-66
11/21	at Eastern Michigan	L	31-34

Record: 2-10  
Points: 304, Opposition 456

### 2018

Coach: Mike Jinks / Carl Peleni  
Captains: Game Captains

9/1	at #24 Oregon	L	24-58
9/8	Maryland	L	14-45
9/15	Eastern Kentucky	W	42-35
9/22	Miami	L	23-38
9/29	at Georgia Tech	L	17-63
10/6	at Toledo	L	36-52
10/13	Western Michigan	L	35-42
10/20	at Ohio	L	14-49
10/30	Kent State	L	28-35
11/10	at Central Michigan	W	24-13
11/17	at Akron	W	21-6
11/23	Buffalo	L	14-44

Record: 3-9  
Points: 292, Opposition 480





# RECORD BOOK • THROUGH THE YEARS

## 2019

Coach: Scot Loeffler  
 Captains: David Konowalski, Jack Kramer

8/29	Morgan State	W	46-3
9/7	at Kansas State	L	0-52
9/14	Louisiana Tech	L	7-35
9/21	at Kent State	L	20-62
10/5	at #9 Notre Dame	L	0-52
10/12	Toledo	W	20-7
10/19	Central Michigan	L	20-38
10/26	at Western Michigan	L	10-49
11/2	Akron	W	35-6
11/13	at Miami	L	3-44
11/19	Ohio	L	24-66
11/29	at Buffalo	L	7-49

Record: 3-9  
 Points: 192, Opposition 463

## 2020

Coach: Scot Loeffler  
 Captains: Game-By-Game

11/4	at Toledo	L	3-38
11/10	Kent State	L	24-62
11/17	Buffalo	L	17-42
11/28	at Ohio	L	10-52
12/5	at Akron	L	3-31

Record: 0-5  
 Points: 57, Opposition 225

## 2021

Coach: Scot Loeffler  
 Captains: Karl Brooks, Matt McDonald, James Carolan

9/2	at Tennessee	L	6-38
9/11	South Alabama	L	19-22
9/18	Murray State	W	27-10
9/25	at Minnesota	W	14-10
10/2	at Kent State	L	20-27
10/9	Akron	L	20-35
10/16	at Northern Illinois	L	26-34
10/23	Eastern Michigan	L	24-55
10/30	at Buffalo	W	56-44
11/10	Toledo	L	17-49
11/16	at Miami (OH)	L	7-34
11/26	Ohio	W	21-10

Record: 4-8  
 Points: 257, Opposition 368

Conference championship seasons are highlighted by a gray background. BGSU has won five Northwestern Ohio Intercollegiate Athletic Association championships (1921, 1922, 1925, 1928, 1929) and 12 Mid-American Conference Championships (seasons with gray background from 1959 forward).



# 2022 BGSU FOOTBALL

12 MAC CHAMPIONSHIPS | 13 BOWL GAME APPEARANCES

## RECORD BOOK • ALL-TIME COACHES



**John Stitt**

Year	Record	Pct.	Home	Away	Neutral	League	Record	Pct.	Home	Away	Neutral	Finish
1919	0-3-0	.000	0-2-0	0-1-0	0-0-0	None	---	---	---	---	---	---
1 Year	0-3-0	.000	0/28									




**Walter Jean**

Year	Record	Pct.	Home	Away	Neutral	League	Record	Pct.	Home	Away	Neutral	Finish
1920	1-4-0	.250	0-2-0	1-2-0	0-0-0	None	---	---	---	---	---	---
1 Year	1-4-0	.250	0-2-0	1-2-0	0-0-0							



**Earl C. Krieger**

Year	Record	Pct.	Home	Away	Neutral	League	Record	Pct.	Home	Away	Neutral	Finish
1921	3-1-1	.700	1-0-1	2-1-0	0-0-0	NOIAA	N/A	---	---	---	---	1st
1 Year	3-1-1	.700	1-0-1	2-1-0	0-0-0	NOIAA						1 Title




**Allen Snyder**

Year	Record	Pct.	Home	Away	Neutral	League	Record	Pct.	Home	Away	Neutral	Finish
1922	4-2-1	.643	1-1-1	3-1-0	0-0-0	NOIAA	N/A	---	---	---	---	1st
1 Year	4-2-1	.643	1-1-1	3-1-0	0-0-0	NOIAA						1 Title



**R.B. McCandless**

Year	Record	Pct.	Home	Away	Neutral	League	Record	Pct.	Home	Away	Neutral	Finish
1923	3-5-0	.375	3-1-0	0-4-0	0-0-0	NOIAA	N/A	---	---	---	---	---
1 Year	3-5-0	.375	3-1-0	0-4-0	0-0-0	NOIAA						



**Warren E. Steller**

Year	Record	Pct.	Home	Away	Neutral	League	Record	Pct.	Home	Away	Neutral	Finish
1924	3-4-0	.429	1-1-0	2-3-0	0-0-0	NOIAA	N/A	---	---	---	---	---
1925	3-1-3	.643	2-1-1	1-0-2	0-0-0	NOIAA	N/A	---	---	---	---	1st
1926	4-3-1	.563	3-1-0	1-2-1	0-0-0	NOIAA	N/A	---	---	---	---	---
1927	5-1-1	.786	2-1-0	3-0-1	0-0-0	NOIAA	N/A	---	---	---	---	---
1928	5-0-2	.857	2-0-2	3-0-0	0-0-0	NOIAA	N/A	---	---	---	---	1st
1929	4-2-1	.643	3-1-0	1-1-1	0-0-0	NOIAA	N/A	---	---	---	---	1st
1930	6-0-2	.875	3-0-1	3-0-1	0-0-0	NOIAA	N/A	---	---	---	---	---
1931	3-1-4	.625	3-0-2	0-1-2	0-0-0	None	---	---	---	---	---	---
1932	3-3-1	.500	2-2-0	1-1-1	0-0-0	None	---	---	---	---	---	---
1933	2-3-2	.429	1-1-2	1-2-0	0-0-0	OAC	1-3-2	.333	0-1-2	1-2-0	0-0-0	16th
1934	2-3-2	.429	1-1-2	1-2-0	0-0-0	OAC	2-3-2	.429	1-1-2	1-2-0	0-0-0	13th
11 Years	40-21-19	.619	23-9-10	17-12-9	0-0-0	Total	3-6-4	.385	1-2-4	2-4-0	0-0-0	3 Titles
						NOIAA						3 Titles
						OAC	3-6-4	.385	1-2-4	2-4-0	0-0-0	0 Titles



# RECORD BOOK • ALL-TIME COACHES




**Harry Ockerman**

Year	Record	Pct.	Home	Away	Neutral	League	Record	Pct.	Home	Away	Neutral	Finish
1935	1-6-0	.143	1-3-0	0-3-0	0-0-0	OAC	0-6-0	.000	0-3-0	0-3-0	0-0-0	t19th
1936	4-2-3	.611	1-1-2	3-1-1	0-0-0	OAC	2-1-3	.583	0-1-2	2-0-1	0-0-0	11th
1937	3-4-1	.438	2-2-0	1-2-1	0-0-0	OAC	2-3-1	.417	1-2-0	1-1-1	0-0-0	12th
1938	3-2-3	.563	2-1-1	1-1-2	0-0-0	OAC	2-2-2	.500	2-1-0	0-1-2	0-0-0	11th
1939	6-1-1	.813	3-1-0	3-0-1	0-0-0	OAC	3-1-1	.700	1-1-0	2-0-1	0-0-0	t7th
1940	3-4-1	.438	1-2-0	2-2-1	0-0-0	OAC	2-2-1	.500	0-2-0	2-0-1	0-0-0	11th
<b>6 Years</b>	<b>20-19-9</b>	<b>.510</b>	<b>10-10-3</b>	<b>10-9-6</b>	<b>0-0-0</b>	<b>OAC</b>	<b>11-15-8</b>	<b>.441</b>	<b>4-10-2</b>	<b>7-5-6</b>	<b>0-0-0</b>	<b>0 Titles</b>



**Robert Whittaker**

Year	Record	Pct.	Home	Away	Neutral	League	Record	Pct.	Home	Away	Neutral	Finish
1941	7-1-1	.833	3-0-1	4-1-0	0-0-0	OAC	4-0-1	.900	2-0-1	2-0-0	0-0-0	4th
1942	6-2-1	.722	4-1-0	2-1-1	0-0-0	None	---	---	---	---	---	---
1943	5-3-1	.611	4-1-0	1-2-1	0-0-0	None	---	---	---	---	---	---
1944	5-3-0	.625	2-1-0	3-1-0	0-1-0	None	---	---	---	---	---	---
1945	4-3-0	.571	2-0-0	2-3-0	0-0-0	None	---	---	---	---	---	---
1946	5-3-0	.625	3-1-0	2-2-0	0-0-0	None	---	---	---	---	---	---
1947	5-5-0	.500	5-0-0	0-5-0	0-0-0	None	---	---	---	---	---	---
1948	8-0-1	.944	3-0-1	5-0-0	0-0-0	None	---	---	---	---	---	---
1949	4-5-0	.444	3-1-0	1-4-0	0-0-0	None	---	---	---	---	---	---
1950	3-4-2	.444	2-1-1	1-3-1	0-0-0	None	---	---	---	---	---	---
1951	4-4-1	.500	1-2-1	3-2-0	0-0-0	None	---	---	---	---	---	---
1952	7-2-0	.778	3-2-0	4-0-0	0-0-0	MAC	2-2-0	.500	0-2-0	2-0-0	0-0-0	t4th
1953	1-8-0	.111	1-3-0	0-5-0	0-0-0	MAC	0-4-0	.000	0-2-0	0-2-0	0-0-0	7th
1954	2-7-0	.222	1-4-0	1-3-0	0-0-0	MAC	0-6-0	.000	0-3-0	0-3-0	0-0-0	8th
<b>14 Years</b>	<b>66-50-7</b>	<b>.565</b>	<b>37-17-4</b>	<b>29-32-3</b>	<b>0-1-0</b>	<b>Total</b>	<b>6-12-1</b>	<b>.342</b>	<b>2-7-1</b>	<b>4-5-0</b>	<b>0-0-0</b>	<b>0 Titles</b>
						<b>OAC</b>	<b>4-0-1</b>	<b>.900</b>	<b>2-0-1</b>	<b>2-0-0</b>	<b>0-0-0</b>	<b>0 Titles</b>
						<b>MAC</b>	<b>2-12-0</b>	<b>.143</b>	<b>0-7-0</b>	<b>2-5-0</b>	<b>0-0-0</b>	<b>0 Titles</b>



**Doyt Perry**

Year	Record	Pct.	Home	Away	Neutral	League	Record	Pct.	Home	Away	Neutral	Finish
1955	7-1-1	.833	4-0-0	3-1-1	0-0-0	MAC	4-1-1	.750	2-0-0	2-1-1	0-0-0	t2nd
1956	8-0-1	.944	4-0-1	4-0-0	0-0-0	MAC	5-0-1	.917	3-0-1	2-0-0	0-0-0	1st
1957	6-1-2	.778	2-1-1	4-0-1	0-0-0	MAC	3-1-2	.667	1-1-1	2-0-1	0-0-0	2nd
1958	7-2-0	.778	3-1-0	4-1-0	0-0-0	MAC	4-2-0	.667	2-1-0	2-1-0	0-0-0	3rd
1959	9-0-0	1.000	5-0-0	4-0-0	0-0-0	MAC	6-0-0	1.000	3-0-0	3-0-0	0-0-0	1st**
1960	8-1-0	.889	4-1-0	4-0-0	0-0-0	MAC	5-1-0	.833	2-1-0	3-0-0	0-0-0	2nd
1961	8-2-0	.800	4-1-0	4-0-0	0-1-0	MAC	5-1-0	.833	2-1-0	3-0-0	0-0-0	1st%
1962	7-1-1	.833	4-0-0	3-1-1	0-0-0	MAC	5-0-1	.917	3-0-0	2-0-1	0-0-0	1st
1963	8-2-0	.800	5-1-0	3-1-0	0-0-0	MAC	4-2-0	.667	2-1-0	2-1-0	0-0-0	3rd
1964	9-1-0	.900	4-1-0	5-0-0	0-0-0	MAC	5-1-0	.833	2-1-0	3-0-0	0-0-0	1st
<b>10 Years</b>	<b>77-11-5</b>	<b>.855</b>	<b>39-6-2</b>	<b>38-4-3</b>	<b>0-1-0</b>	<b>MAC</b>	<b>46-9-5</b>	<b>.808</b>	<b>22-6-2</b>	<b>24-3-3</b>	<b>0-0-0</b>	<b>5 Titles</b>

\*\* - Small College National Champions

% - Mercy Bowl (Los Angeles, Calif.)



**Bob Gibson**

Year	Record	Pct.	Home	Away	Neutral	League	Record	Pct.	Home	Away	Neutral	Finish
1965	7-2-0	.778	3-1-0	4-1-0	0-0-0	MAC	5-1-0	.833	2-1-0	3-0-0	0-0-0	t1st
1966	6-3-0	.667	3-1-0	3-2-0	0-0-0	MAC	4-2-0	.667	2-1-0	2-1-0	0-0-0	3rd
1967	6-4-0	.600	2-3-0	4-1-0	0-0-0	MAC	2-4-0	.333	0-3-0	2-1-0	0-0-0	5th
<b>10 Years</b>	<b>19-9-0</b>	<b>.679</b>	<b>8-5-0</b>	<b>11-4-0</b>	<b>0-0-0</b>	<b>MAC</b>	<b>11-7-0</b>	<b>.611</b>	<b>4-5-0</b>	<b>7-2-0</b>	<b>0-0-0</b>	<b>1 Title</b>





# 2022 BGSU FOOTBALL

12 MAC CHAMPIONSHIPS | 13 BOWL GAME APPEARANCES

## RECORD BOOK • ALL-TIME COACHES



### Don Nehlen

Year	Record	Pct.	Home	Away	Neutral	League	Record	Pct.	Home	Away	Neutral	Finish
1968	6-3-1	.650	4-1-0	2-2-1	0-0-0	MAC	3-2-1	.583	2-1-0	1-1-1	0-0-0	t3rd
1969	6-4-0	.600	3-2-0	3-2-0	0-0-0	MAC	4-1-0	.800	2-1-0	2-0-0	0-0-0	2nd
1970	2-6-1	.278	2-2-1	0-4-0	0-0-0	MAC	1-4-0	.200	1-1-0	0-3-0	0-0-0	t5th
1971	6-4-0	.600	3-2-0	3-2-0	0-0-0	MAC	4-1-0	.800	2-1-0	2-0-0	0-0-0	2nd
1972	6-3-1	.650	3-1-0	3-2-1	0-0-0	MAC	3-1-1	.700	1-1-0	2-0-1	0-0-0	2nd
1973	7-3-0	.700	4-1-0	3-2-0	0-0-0	MAC	2-3-0	.400	2-1-0	0-2-0	0-0-0	t3rd
1974	6-4-1	.591	4-1-0	2-3-1	0-0-0	MAC	2-3-0	.400	1-1-0	1-2-0	0-0-0	t4th
1975	8-3-0	.727	3-2-0	4-1-0	1-0-0	MAC	4-2-0	.667	2-2-0	1-0-0	1-0-0	t3rd
1976	6-5-0	.545	3-3-0	3-2-0	0-0-0	MAC	4-3-0	.571	2-2-0	2-1-0	0-0-0	t5th
<b>9 Years</b>	<b>53-35-4</b>	<b>.598</b>	<b>29-15-1</b>	<b>23-20-3</b>	<b>1-0-0</b>	<b>MAC</b>	<b>27-20-2</b>	<b>.571</b>	<b>15-11-0</b>	<b>11-9-2</b>	<b>1-0-0</b>	<b>0 Titles</b>



### Denny Stolz

Year	Record	Pct.	Home	Away	Neutral	League	Record	Pct.	Home	Away	Neutral	Finish
1977	5-7-0	.417	2-3-0	3-4-0	0-0-0	MAC	4-3-0	.571	2-1-0	2-2-0	0-0-0	t4th
1978	4-7-0	.364	2-3-0	2-4-0	0-0-0	MAC	3-5-0	.375	1-3-0	2-2-0	0-0-0	t5th
1979	4-7-0	.364	2-3-0	2-4-0	0-0-0	MAC	3-5-0	.375	1-3-0	2-2-0	0-0-0	8th
1980	4-7-0	.364	2-3-0	2-4-0	0-0-0	MAC	4-4-0	.500	2-2-0	2-2-0	0-0-0	7th
1981	5-5-1	.500	2-2-1	3-3-0	0-0-0	MAC	5-3-1	.611	2-2-1	3-1-0	0-0-0	4th
1982	7-5-0	.583	5-0-0	2-5-0	0-0-0	MAC	7-2-0	.778	5-0-0	2-2-0	0-0-0	1st%
1983	8-3-0	.727	4-1-0	4-2-0	0-0-0	MAC	7-2-0	.778	4-1-0	3-1-0	0-0-0	t2nd
1984	8-3-0	.727	5-0-0	3-3-0	0-0-0	MAC	7-2-0	.778	4-0-0	3-2-0	0-0-0	2nd
1985	11-1-0	.917	5-0-0	6-1-0	0-0-0	MAC	9-0-0	1.000	4-0-0	5-0-0	0-0-0	1st%
<b>9 Years</b>	<b>56-45-1</b>	<b>.554</b>	<b>29-15-1</b>	<b>27-30-0</b>	<b>0-0-0</b>	<b>MAC</b>	<b>49-26-1</b>	<b>.651</b>	<b>25-12-1</b>	<b>24-14-0</b>	<b>0-0-0</b>	<b>2 Titles</b>

% - California Bowl (Fresno, Calif.)



### Moe Ankney

Year	Record	Pct.	Home	Away	Neutral	League	Record	Pct.	Home	Away	Neutral	Finish
1986	5-6-0	.455	4-1-0	1-5-0	0-0-0	MAC	5-3-0	.625	4-0-0	1-3-0	0-0-0	t2nd
1987	5-6-0	.455	3-2-0	2-4-0	0-0-0	MAC	5-3-0	.625	3-1-0	2-2-0	0-0-0	t2nd
1988	2-8-1	.227	2-2-1	0-6-0	0-0-0	MAC	1-6-1	.188	1-2-1	0-4-0	0-0-0	8th
1989	5-6-0	.455	3-2-0	2-4-0	0-0-0	MAC	5-3-0	.625	3-1-0	2-2-0	0-0-0	5th
1990	3-5-2	.400	1-1-2	1-4-0	1-0-0	MAC	2-4-2	.375	1-1-2	1-3-0	0-0-0	6th
<b>5 Years</b>	<b>20-31-1</b>	<b>.394</b>	<b>13-8-1</b>	<b>6-23-0</b>	<b>1-0-0</b>	<b>MAC</b>	<b>18-19-1</b>	<b>.487</b>	<b>12-5-3</b>	<b>6-14-0</b>	<b>0-0-0</b>	<b>0 Titles</b>



### Gary Blackney

Year	Record	Pct.	Home	Away	Neutral	League	Record	Pct.	Home	Away	Neutral	Finish
1991	11-1-0	.917	5-0-0	6-1-0	0-0-0	MAC	8-0-0	1.000	4-0-0	4-0-0	0-0-0	1st%
1992	10-2-0	.833	5-0-0	4-2-0	1-0-0	MAC	8-0-0	1.000	4-0-0	4-0-0	0-0-0	1st\$
1993	6-3-2	.636	4-0-1	2-3-1	0-0-0	MAC	5-1-2	.750	3-0-1	2-1-1	0-0-0	3rd
1994	9-2-0	.818	4-1-0	5-1-0	0-0-0	MAC	7-1-0	.875	3-1-0	4-0-0	0-0-0	2nd
1995	5-6-0	.455	2-3-0	3-3-0	0-0-0	MAC	3-5-0	.375	2-2-0	1-3-0	0-0-0	6th
1996	4-7	.364	3-2	1-5	0-0	MAC	3-5	.375	2-2	1-3	0-0	6th
1997	3-8	.273	2-2	1-6	0-0	MAC	3-5	.375	2-2	1-3	0-0	t4th(E)
1998	5-6	.455	4-1	1-5	0-0	MAC	5-3	.625	4-0	1-3	0-0	t3rd(E)
1999	5-6	.455	4-1	1-5	0-0	MAC	3-5	.375	3-1	0-4	0-0	5th(E)
2000	2-9	.182	1-4	1-5	0-0	MAC	2-6	.250	1-3	1-3	0-0	t5th(E)
<b>10 Years</b>	<b>60-50-2</b>	<b>.545</b>	<b>34-14-1</b>	<b>25-36-1</b>	<b>1-0-0</b>	<b>MAC</b>	<b>47-31-2</b>	<b>.600</b>	<b>28-11-1</b>	<b>19-20-1</b>	<b>0-0-0</b>	<b>2 Titles</b>

% - California Raisin Bowl (Fresno, Calif.)

\$ - Las Vegas Bowl (Las Vegas, Nev.)



# RECORD BOOK • ALL-TIME COACHES



## Urban Meyer

Year	Record	Pct.	Home	Away	Neutral	League	Record	Pct.	Home	Away	Neutral	Finish
2001	8-3	.727	4-1	4-2	0-0	MAC	5-3	.625	3-1	2-2	0-0	t3rd(E)
2002	9-3	.750	6-0	3-3	0-0	MAC	6-2	.750	4-0	2-2	0-0	3rd(W)
<b>2 Years</b>	<b>17-6</b>	<b>.739</b>	<b>10-1</b>	<b>7-5</b>	<b>0-0</b>	<b>MAC</b>	<b>11-5</b>	<b>.688</b>	<b>7-1</b>	<b>4-4</b>	<b>0-0</b>	<b>0 Titles</b>



## Gregg Brandon

Year	Record	Pct.	Home	Away	Neutral	League	Record	Pct.	Home	Away	Neutral	Finish
2003	11-3	.786	6-1	4-2	1-0	MAC	7-1	.875	4-0	3-1	0-0	1st(W)\$
2004	9-3	.750	5-0	3-3	1-0	MAC	6-2	.750	4-0	2-2	0-0	3rd(W)%
2005	6-5	.545	2-3	4-2	0-0	MAC	5-3	.625	1-3	4-0	0-0	t1st(E)^
2006	4-8	.333	2-3	2-4	0-1	MAC	3-5	.375	2-2	1-3	0-0	t3rd(E)
2007	8-5	.615	4-1	4-3	0-1	MAC	6-2	.750	3-1	3-1	0-0	t1st(E)&
2008	6-6	.500	1-4	5-2	0-0	MAC	4-4	.500	1-3	3-1	0-0	t2nd(E)
<b>6 Years</b>	<b>44-30</b>	<b>.595</b>	<b>20-12</b>	<b>22-16</b>	<b>2-2</b>	<b>MAC</b>	<b>31-17</b>	<b>.646</b>	<b>15-9</b>	<b>16-8</b>	<b>0-0</b>	<b>0 Titles</b>

\$ - Motor City Bowl (Detroit, Mich.)

% - GMAC Bowl (Mobile, Ala.)

^ - Three-way tie for East Division (Akron won tiebreak to play in MAC Championship)

& - Tie for East Division (Miami won tiebreak to play in MAC Championship) / GMAC Bowl (Mobile, Ala.)



## Dave Clawson

Year	Record	Pct.	Home	Away	Neutral	League	Record	Pct.	Home	Away	Neutral	Finish
2009	7-6	.538	3-3	4-2	0-1	MAC	6-2	.750	2-2	4-0	0-0	3rd(E)\$
2010	2-10	.167	1-4	1-6	0-0	MAC	1-7	.125	0-4	1-3	0-0	t5th(E)
2011	5-7	.417	2-4	3-3	0-0	MAC	3-5	.375	1-3	2-2	0-0	t4th(E)
2012	8-5	.615	4-1	3-3	1-1	MAC	6-2	.750	2-1	3-1	1-0	2nd(E)%
2013	10-4	.714	5-1	4-2	1-1	MAC	7-1	.875	3-1	4-0	0-0	1st(E)^
<b>5 Years</b>	<b>32-31</b>	<b>.508</b>	<b>15-13</b>	<b>15-16</b>	<b>2-2</b>	<b>MAC</b>	<b>23-17</b>	<b>.575</b>	<b>8-11</b>	<b>14-6</b>	<b>1-0</b>	<b>1 Title</b>
<b>Scheier&amp;</b>	<b>0-1</b>	<b>.000</b>	<b>0-0</b>	<b>0-0</b>	<b>0-1</b>							

\$ - Humanitarian Bowl (Boise, Idaho)

% - Military Bowl (Washington, D.C.)

^ - Won MAC Championship Game (Detroit, Mich.) / Little Caesars Pizza Bowl (Detroit, Mich.)

& - Adam Scheier was interim head coach for the 2013 Little Caesars Pizza Bowl (Detroit, Mich.)



## Dino Babers

Year	Record	Pct.	Home	Away	Neutral	League	Record	Pct.	Home	Away	Neutral	Finish
2014	8-6	.571	4-2	3-3	1-1	MAC	5-3	.625	2-2	3-1	0-0	1st(E)\$
2015	10-4	.714	3-2	6-0	1-2	MAC	7-1	.875	3-1	4-0	0-0	1st(E)%
<b>2 Years</b>	<b>18-9</b>	<b>.667</b>	<b>7-4</b>	<b>9-3</b>	<b>2-2</b>	<b>MAC</b>	<b>12-4</b>	<b>.750</b>	<b>5-3</b>	<b>7-1</b>	<b>0-0</b>	<b>1 Title</b>
<b>Ward&amp;</b>	<b>0-1</b>	<b>.000</b>	<b>0-0</b>	<b>0-0</b>	<b>0-1</b>							

\$ - Lost MAC Championship Game (Detroit, Mich.) / Camellia Bowl (Montgomery, Ala.)

% - Won MAC Championship Game (Detroit, Mich.) / GoDaddy Bowl (Mobile, Ala.)

& - Brian Ward was interim head coach for the 2015 GoDaddy Bowl (Mobile, Ala.)



# 2022 BGSU FOOTBALL

12 MAC CHAMPIONSHIPS | 13 BOWL GAME APPEARANCES

## RECORD BOOK • ALL-TIME COACHES



### Mike Jinks

Year	Record	Pct.	Home	Away	Neutral	League	Record	Pct.	Home	Away	Neutral	Finish
2016	4-8	.333	3-3	1-5	0-0	MAC	3-5	.375	2-2	1-3	0-0	T3rd(E)
2017	2-10	.167	0-5	2-5	0-0	MAC	2-6	.333	0-4	2-2	0-0	5th(E)
2018	1-6	.143	1-3	0-3	0-0	MAC	0-3	.000	0-2	0-1	0-0	T4th(E)
<b>3 Years</b>	<b>7-24</b>	<b>.226</b>	<b>4-11</b>	<b>3-13</b>	<b>0-0</b>	<b>MAC</b>	<b>5-14</b>	<b>.263</b>	<b>2-8</b>	<b>3-6</b>	<b>0-0</b>	<b>0 Titles</b>
<b>Pelini &amp;</b>	<b>2-3</b>	<b>.400</b>	<b>0-2</b>	<b>2-1</b>	<b>0-0</b>	<b>MAC</b>	<b>2-3</b>	<b>.400</b>	<b>0-2</b>	<b>2-1</b>	<b>0-0</b>	

& - Carl Pelini was interim head coach for the final five games of the 2018 season



### Scot Loeffler

Year	Record	Pct.	Home	Away	Neutral	League	Record	Pct.	Home	Away	Neutral	Finish
2019	3-9	.250	3-3	0-6	0-0	MAC	2-6	.250	2-2	0-4	0-0	5th(E)
2020	0-5	.000	0-2	0-3	0-0	MAC	0-5	.000	0-2	0-3	0-0	6th(E)
2021	4-8	.333	2-4	2-4	0-0	MAC	2-6	.250	1-3	1-3	0-0	4th(E)
<b>3 Years</b>	<b>7-22</b>	<b>.241</b>	<b>5-9</b>	<b>2-13</b>	<b>0-0</b>	<b>MAC</b>	<b>4-17</b>	<b>.190</b>	<b>3-7</b>	<b>1-10</b>	<b>0-0</b>	<b>0 Titles</b>

### Head Coaches By Overall Winning Percentage

Coach	Years	W	L	T	Pct
Doyt Perry	1955-64	77	11	5	.855
Urban Meyer	2001-02	17	6	0	.739
Earl Krieger	1921	3	1	1	.700
Bob Gibson	1965-67	19	9	0	.679
Dino Babers	2014-15	18	9	0	.667
Allen Snyder	1922	4	2	1	.643
Warren Steller	1924-34	40	21	19	.619
Don Nehlen	1968-76	53	35	4	.598
Gregg Brandon	2003-08	44	30	0	.595
Robert Whittaker	1941-54	66	50	7	.565
Denny Stolz	1977-85	56	45	1	.553
Gary Blackney	1991-00	60	50	2	.540
Harry Ockerman	1935-40	20	19	9	.510
Dave Clawson	2009-13	32	31	0	.508
Carl Pelini (interim)	2018	2	3	0	.400
Moe Ankney	1986-90	20	31	3	.398
R.B. McCandless	1923	3	5	0	.375
Scot Loeffler	2019-pres.	7	22	0	.241
Mike Jinks	2016-18	7	24	0	.226
Walter Jean	1920	1	4	0	.200
Adam Scheier (interim)	2013	0	1	0	.000
Brian Ward (interim)	2015	0	1	0	.000
John Stitt	1919	0	3	0	.000





# RECORD BOOK • LETTERWINNERS

## AAA

Abernathy, Clarence 1982-83  
Abernathy, Dirk 1976-77-78  
Achterhoff, Andy 1977-79-80  
Ackerman, Gordon 1947-48-49-50  
Addie, Tom 1987-88-89  
Adelsperger, Bob 1986  
Adika, Maurice 2019  
Adjei-Barimah, Jude 1911-12-13-14  
Akenberger, Zach 2009-10-11  
Alberts, Charles 1933  
Albon, Ross 1934-35  
Albrecht, Don 1972  
Albert, Scott 2008-09  
Alcorn, Charles 1983  
Aldridge, Gene 1949-50-51  
Alexander, Aaron 1998-99-00  
Alexander, Dwaylon 1993-94-95  
Allen, Deon 1988-89-90  
Allen, Frank 1971-72  
Allen, Marcus 1999-00-01-02  
Allen, Richard 1969  
Allman, William 1945  
Alls, Joe 1999-00-01-02  
Alvarado, Kevin 2008-09-10-11 (Changed Last Name to Moore in 2011)  
**Anders, Darren 2019-20-21**  
Anderson, Duan'te 1994  
Anderson, Gary 1973  
**Anderson, Jordan 2019-20-21**  
Anderson, Karl 1961  
Anderson, Marlon 2000  
Andrews, James 1959-60  
Angelo, Carl 1969  
Ankney, Howard "Moe" 1962-63  
Antonelli, Anthony 1948-50  
Arnold, Tim 2002-03-04-05  
Arrowsmith, Harold 1988-90  
Ashbridge, Richard Doug 1967-68  
Asher, Dill 1955-56  
Atkin, Doug 1989-90  
Augenstein, Melvin 1949-50  
Ault, John Willard 1929-30-31  
Austin, Ron 1987  
Ayers, Steve 1992-93-94-95

## BBB

Baerman, Jim 1979  
Babcock, Joseph 1943  
Babcock, Robert 1943  
Babcock, Walter 1942  
Babics, Joe 1971-72  
Bachman, Carl 1921-22-23  
Baden, Elmer 1933  
Baginski, Donald 1953  
Bair, Joe 1990-91-92  
Baird, Bryan 2012-13-14-15  
Baker, Adrian 2005-06-07-08  
Baker, Brad 1978  
Baker, D'Monn 2001-02  
Baker, Lawrence 1956-57-58  
Baker, Lynn R. 1965  
Bakunoff, Vic 1974  
Baldwin, George 1941-42-46  
Ball, Frank 1944  
Ballew, Nilijah 2015-16-17  
Bangert, Bruce 1982  
Banks, Aaron 2015-16-17  
**Banks-Wall, Jeremiah 2020-21**  
Bannister, Irshad 2003  
Barlow, Ivan 1932  
Barnard, Eric 1982-83  
Barnes, Freddie 2006-07-08-09  
Barnes, Rolland 1946-47  
Barnett, Al 1995  
Barnett, Robert 1938-39-40  
Barrow, Orlando 2007  
Bartman, Zac 2014-15-16  
Bartoszek, Frank 1980-81

Basler, Cody 2006-07-08-09  
Bates, Louis Joseph 1956-57  
Bateson, Ross 1936  
Battershell, Carl 1967-68-69  
Batton, Carl 1945  
Bauman, Glen 1942  
Bautista, David 2000-01  
Baxter, James 1943-46-47  
Bayer, Alex 2010-11-12-13  
Bayless, Gerry 1983-84-85-86  
Bayless, Martin 1980-81-82-83  
Beaber, Tom 1977-78-79  
Beach, Mark 1970-72  
Beam, Andrew 2008  
Beattie, Jerry 1991  
Becher, Paul 1940-41  
Beck, Tyler 2010-11-12-13  
Becker, William 1967  
Beckley, Scott 1985-86-87-88  
Beggan, J.J. 2013-14-15-16  
Beier, Chris 1989-90-91  
Beindorf, Otto 1953-54  
Bell, Raymond 1961-62  
Bell, Tony 1971-72-73  
Bellard, Bruce 1942-46-47  
Bellovay, Brian 1974  
**Bench, Andrew 2020-21**  
Bennett, Jacob 2013-14-15  
Bennett, Ray 1958  
Berry, Claude 1921-24  
Best, Keith 1986  
Bettridge, Edward 1961-62-63  
Bielski, Dave 1989-90-91-92  
Biggers, Caleb 2018-19-20  
Bird, Robert 1958-59-60  
Bistline, Morris 1920-21-23  
Bistritz, Robert 1978-79  
Bittner, Dave 1983-84-85  
Bixel, Mike 1979  
Blackledge, Ronald 1957-58-59  
Blokner, Wayne 1942-46-47  
Blue, Robert 1961-62  
Bodnar, Mike 1999-00-01  
Bohyer, Lester 1925-26  
Bojicic, Ben 2008-09-10-11  
Boles, John 1974-75  
Bonfiglio, Frank 1949-50  
Bond-Awls, Darnell 2000  
Bongers, Mark 1986-87-88  
Boomer, Andre 2005-06  
Booth, Mike 1974-75-76  
Bordner, Wayne 1941-42-43-46  
Bortel, Leroy 1930-31  
Bosko, Steve 1989-90-91-92  
Bowen, Brad 1944  
Bower, Dave 1972  
Bowers, Cal 1992-93-94-95  
Bowman, Scott 1976  
Boxley, Joe 1984-85  
Boyer, Chester 1966-67  
Boyer, Lee 1992-93  
Boyer, Rodney 1937-38  
Bozeman, Jamari 15-16-18-19  
Bradley, Chioke 1994-95-96-97  
**Brand, Bryce 2021**  
Bradshaw, William 1952-53-54  
Brandyberry, Jon 1972  
Brantley II, Kenneth 2003-04-05-06  
Brashley, Don 1939  
Breitigam, Tom 1992  
Brentlinger, Donald 1936-37-38  
Briggs, Diyal 2005-06-07-08  
Brigham, Robert 1931  
Bright, Caleb 17-18-19  
Brighton, Derek 2007-08  
Brisbane, Sidney 1983  
**Broden, Tyrone 2020-21**  
Broderick, John 1981  
Brodston, George 1943

Brooks, Carlos 1989-90-91-92  
**Brooks, Karl 2018-19-20-21**  
Brown III, Coy 2012-13  
Brown, Dave 1974-75-76  
**Brown, Dontrez 2020-21**  
Brown, Evan 2018-19  
Brown, Gabe 2021  
Brown, Jahmal 2006-07-08-09  
**Brown, JB 2020-21**  
Brown, Lawrence 1944  
Brown, Malik 2015-16  
Brown, Roger 1943  
Browning, Kevin 1979-80-81  
Browning, Robert 2003  
Bruck, Harold 1952-53-54  
Bruck, Richard 1956  
Brudzinski, Steve 1938-39-40  
Brue, Stan 1983-84-85  
Bruhowski, Dave 1994-95-96  
Brumer, Rob 1989  
Brungard, Carl 1978-79  
Bryan, James 1953-54-55  
Bryant, Jamal 2002  
Bryant, Kyle 2010-11  
Bryce, Morty 1996-97-98  
Bryson, Dean 1983-84-85-86  
Buckenmyer, Charles 1940-41  
Buckosh, Jarrett 2006  
Buckley, Randy 1976  
Bukey, Chad 1993-94-95  
Bullock, Chris 2006-07-08-09  
Bunsey, Matt 1997-99  
Burbrink, Ryan 2012-13-14-15  
Burden, Geno 1999-00  
Burdick, Bruce 1964-65-66  
Burkart, Aaron 2002-03-04-05  
Burkhardt, Kyle 2010-11  
Burke, Kenneth 1962-63  
Burkes, Jovon 2001-02-03-04  
Burley, Charles 1965-66-67  
Burns, Diata 2020-21  
Burns, William 1944  
Burrell, Preston 2009  
Burriss, Ken 1989-90-91-92  
Burton, Chris 1994  
**Burton, Jalen 2021**  
Burton, Mark 1975-76  
Burton, Willie 1995  
Bush, Terrance 2013-14-15-16  
Bush, Todd 1994-95-96-97  
Butler, Paul 1943  
Butson, William 1950-51  
Butts, Jereme 2000  
Byler, Isaiah 2011

## CCC

Cain, Richard 1951-52  
Cairo, Spencer 2012-15  
Calcagno, Mike 1990-91  
Cales, Vic 1982-83-84  
Callesen, Mike 1977-78-79  
Callaway, Cody 2014  
Campbell, Andy 2004  
Campbell, Jaius 2010-11-12-13  
Campbell, Khary 1998-99-00-01  
Campolongo, Brian 1987  
Canary, Sumner J. 1920  
Canzoneri, Joe 1993  
Card, Darius 1992-93-94-95  
Carey, Letoskey 1997-98  
Carey, Terry 1943  
Carolan, James 2017-18-19-20-21  
Carpenter, Cliff 1975-76-77  
Carpenter, David 1966-67  
Carr, Demetrius 1994-95-96  
Carr, Derrick 1986-87-88-89  
Carr, Doug 1979-80-81  
Carrico, Doug 1985  
Carroll, Fred 1927-28

Carroll, Joey 2020  
Carswell, T.J. 2001-02-03-04  
Carter, George 1941  
Carver, Herbert 1945  
Casey, Bernard 1958-59-60  
Cassell, Dave 1978  
Castner, Ralph 1922-23-24-25  
Catanesi, Charles 1938-39-40  
Cates, Keylan 1994-95-96  
Centa, Bill 1971-72-73  
Cepek, Greg 1994-95  
Chamberlain, Royal 1919  
Chapman, Chet 1927-28-29-30  
Chapman, William 1932  
Charles, Zach 2006-07  
Cheatham, Keston 2007  
Cheetwood, Craig 1976-77  
Cheetwood, John 1935-36-37  
Chiaravalle, Tony 1997  
Churchill, Fred 1957  
Cinquelpalmi, Vito 1993  
Clair, Andrew 2017-18-19-20  
Clancy, Clark 2016-17  
Clapp, William 1931  
Clark, Barry 1978  
Clark, Eric 1999-00  
Clarke, Frank 1920  
Clay, Darrell K. 1951-52  
Clayton, Kevin 1973-74-75  
Cleveland, Josh 2016-17  
Clingaman, Dan 1936-37-38  
Clucas, Charles 1919-20  
Coby, Herve 2012-13-14  
Cocula, John 1953  
Cohen, Jared 2013  
Colaner, Jerry 1958-59-60  
Colaner, Thomas 1958-59  
Colburn, Robert 1958-59  
Coleman, Harry 1949  
Coleman, Kholbe 2017-18-19-20  
Cole, Melvin 2004  
Coles, Maurice 1990-93  
Coletti, Eddie 1966-67-68  
Collier, Austin 2010-11-12  
Collins, Curtis 1992-93-94  
Collins, Kevin 1986  
Collins, Patrick 1957  
Collins, Richard 1935  
Colvin, Zach 2011-12-13-15  
Comer, Charles 1958-59-60  
Comer, Richard 1969  
Conklin, Mark 1973-74-75  
Conrad, Cliff 1934  
Conyers, David 1931  
Cook, Jerry 1955  
Cook, John 1971  
Cook, Lawrence 1963  
Cooley, Monty 2002-03-04-05  
Cooper, Eugene 2010-11  
Cooper, Fahn 2012  
Coppess, Jack 1985-86-87  
Coppet, Fred 2013-14-15-16  
Cordiack, James 1958  
Cordiack, Jim 1981  
Corner, Vincent 2006  
Cowan, Norbert 1949-50  
Cox, Will 1985  
Cranmer, David 1965-66-67  
Crawford, Frank 1929  
Crawford, George 1924-25  
Crawford, Harry 1924-25-26-27  
Creech, Keith 1993  
Crenshaw, Duane 1987-88-89-90  
Croftcheck, Robert 1961-62  
Croft, Jerry 1959-60-61  
Croll, Paul 1931  
**Croom, Cavan 2020-21**  
Croop, Aaron Bill 1941  
Croslen, Josh 2017-18



# RECORD BOOK



# RECORD BOOK • LETTERWINNERS

Harris, Bob 1977-78-79  
Harris, Brandon 2015-16-17-18  
Harris, DeWayne 1988  
Harris, Donald 1941-42-43-44  
Harris, Gerald 1964  
Harris, Josh 2000-01-02-03  
Harris, Lesley 1985  
Harris, Paul 1989-90-91  
Harris, Robert 1950  
Harrison, Saul 1993  
Hart, Andrew 2000-01-03-04  
Hartley, Steve 1993-94-95-96  
Hartman, Chris 1982-83-84-85  
Hartman, John 1934  
Hartshorn, Terry 1961  
Hartung, Garth 2006  
Harvey, Robert 1945  
Haschak, John 1963  
Havens, William 1954  
Haves, David 1943  
**Hawkins, Anthony 2020-21**  
Hawkins, James 2001-02-03-04  
Haynes, David 1986-87-88  
Heard, Ronald 1986-87-88-89  
Hecker, Jack 1953-54-55  
Heckler, Pharon 1935  
Hecklinski, Randy 1993-94  
Hedges, Frank 1962  
Heider, Robert 1965-67  
Heisterman, Doug 1978  
Held, Edward 1924  
Helgesen, Eric 1985-86  
Helmlinger, Edward 1964-65  
Helvoight, Forrest 1925-26-27-28  
Hemke, Sam 1994-95-96-97  
Henderlich, Waldo 1936  
Henderson, Jevon 2019-20  
Hendrix, Dorian 2016-17-18  
Hendrix, Emmanuel 1999-00  
Henneberry, Jamie 1973  
Henry, Joseph 1944  
Henry, Ryan 1993-94-95  
Henwood, Chris 1989-90-91-92  
Hepner, Russell 1959-60-61  
Herbert, Dale 1936-37-38  
Hershey, Jay 1960  
Hesrick, Solon 1922-23  
Hewitt, Mitch 2000-01-02-03  
Hicks, Anthony 2003  
Hicks, Brandon 1998-99-00-01  
Higgins, Jeff 1979-80  
Hillstrom, Norm 1971  
Hlay, John 1980  
Hockman, Kenneth 1964  
Hockman, Kyle 1987-88-89  
Hodakievich, James J. 1967-68  
Hodges, Adrian 2008-09-10-11  
Hodges, Scott 2011-12  
Hoey, Jay 1995-96-97  
Hoffeld, William 1944  
Hogrefe, Thomas 1960-61-62  
Hohenstein, Greg 2013-14-15-16  
Holcomb, Tony 1995-96-97-98  
Hollingsworth, Jason 2003-04  
Hollis, Robbie 1996-97-98  
Holmes, Ed 1977-78  
Holmes, Mike 1986-87-88-89  
Holmes, Steve 1998-99  
Holovacs, Steve 1975-76-77-78  
Homan, Kurt 1976  
Hood, Edwin 2005  
Hoover, Alvan C. 1959  
Hoover, Melvin 1953  
Hopgood, Jordan 2010-11-12-13  
Horansky, Mark 1974-75  
Horn, Bill 1987-88-89-90  
Horn, John 1945  
**Horne, Brock 2020-21**  
Hoskinson, Meryl 1923

Householder, Reverda S. 1920  
Houston, William 2013  
Howard, Gardner 1994-95-96-97  
Howard, Gerald 1977  
Howard, Rick 1985  
Howell, Jim 1989-90  
Hubbard, Chris 1997-99  
Hudak, Daniel 1949-50  
Hudson, JaJuan 2019  
Hudson, Reggie 1981  
Huelsman, Kevin 2004-05-06-07  
Huettel, Alex 2012-13-14-15  
Hull, Dean 1977-78-79-80  
Humphrey, Matt 1981  
Hunter II, Darrell 2011-12-14  
Hunter, Dontay 1996  
Hunter, Gerald W. 1965-66  
Hunter, John 1984-85-86-87  
Hunter, Ryan 2014-15-16-17  
Hunter, Stan 1982-83-84-85  
Hunter, Tony 2006-08  
Hurley, Trent 2011  
Hurst Dan 1955-56  
Huston, Dale 1958  
Hutson, Ray 2008-09-10-11  
Hutcherson, Greg 2004  
Hutchins, Dirion 2017  
Hutchinson, Akili 1992  
Huzicko, Steven 1962-63  
Hyatt, Stuart 1931

## III

Ihnat, Emil 1939-40-41  
Ihnat, John 1934-35-36  
Ingraham, Robert 1945  
Inman, James 1934-35-36  
Inman, Thomas 1946-47  
Iovinelli, Nick 2007-08-09  
Isgro, Ronald 1959  
Iverson, Rick 1978-79-80-81

## JJJ

Jackson, Andre 1982-83-84-85  
Jackson, Brandon 2008-09  
Jackson, Bryan 2004  
Jackson, Carlos 1955-57  
Jackson, Heath 2011-12-13-14  
Jackson, Melvin 2018-19  
Jackson, Michael 1986-87-88  
Jackson, Pat 1987-88-89-90  
Jackson, Robert 2015-16-17-18  
Jackson, Sherrill 1974-75  
Jackson, Zeb 1990-91-92-93  
Jacobs, Dave 1988-89  
Jacobs, Omar 2003-04-05  
Jacques, Russell 1965-66  
Jacquot, John 1971-72-73  
Jakubowski, Jon 2003-04-05  
Janeway, Edward 1955-56-57  
Jarrett, Craig 2000-01-03  
Jefferies, Cameron 2016-17  
Jenkins, DeMark 2009-10  
Jennings, John 1963-64-65  
Jeremiah, John 1944  
Jeter, David 1957-58  
Jinks, Mike 1963  
Johnson, Andrew 2008-09  
Johnson, Bob 1993-94  
Johnson, Brian 1981-82-83-84  
Johnson, Cory 2011-12  
Johnson, Dana 1996-97-98  
Johnson, Dewey 1939-40-41  
Johnson, Erik 1984-85-86-87  
Johnson, George 1990-92-93  
Johnson, Greg 1984-85-86-87  
Johnson, Greg A. 1984-85-86  
**Johnson, Jamal 2021**  
Johnson, Jamien 2002-03-04-05  
Johnson, Lawrence 1919

Johnson, Marcus 1975  
Johnson, Matt 2012-13-15  
Johnson, Nick 2014  
Johnson, Van 2003-04-05  
Jones, Brandon 2003-04-05-06  
Jones, Bryant 1980-81-82  
Jones, Carl 1944  
Jones, Chris 2009-10-11-12  
Jones, Cornell 1980-81  
Jones, Davon 2019  
**Jones, Deshawn 2021**  
Jones, Doni 1982  
Jones, Edward 1966-67-68  
Jones, Eric 1999  
Jones, Gene 1973-74-75  
Jones, James 1964  
Jones, Jerry 1963-64-65  
Jones, Justus 2009-10-11  
Jones, Shella 1924-26  
Jones, Tyrik 2016  
Jones, Willis 1961-62  
Joplin, Shaun 2010-11-12-13  
Jordan, Jelani 2002-03-04-05  
Jorden, Kamar 2010-11  
Joseph, Johnny 2012  
Joyce, Charles 1944  
Joyce, Mike 1986-87  
Judd, Jerry 2018  
Junior, Albert 1961  
Junior, Kyle 2016-17-18

## KKK

Kampe, Greg 75-76-77  
Kane, Kevin 76-77-78  
Kaplan, John 85  
Kastl, Joe 79-80-81  
Kautzman, Mark 96-97-98-99  
Kebl, Albert 59  
Keetle, Joe 69-70-71  
Keipp, Martin 53-54  
**Keith, Taron 2021**  
Kekuewa, David "Chief" 12-13  
**Kelley, Dierre 2021**  
Kelley, Eddie 76  
Kelley, Jermiah 07-08  
Kelly, Lawrence 56-57  
Kelly, Lawrence 68-69-70  
Kennedy, Benjy 04-05-06  
Kennedy, Bert 61-62  
Kennedy, Carlyle 22-23  
Kennedy, Pat 78-79-80-81  
Kennemuth, Clyde 30  
Kent, Aaron 07-08  
Kent, Lawrence 55-56  
Kerr, Clarence 27-28  
Ketchum, Greg 74-75  
Kettler, Cory 94-95  
Kidwell, Derek 94  
Kijanko, Anthony 70-71-72  
Kilbane, Brian 2020-21  
Kilpatrick, Bob 72  
King, Dan 95-96-97  
King, Greg 80-81-82-84  
King, Rod 86-87  
Kings, Harry 21  
Kingsbury, Doug 00  
Kinney, Harland 35-36-37  
**Kinsey, Javonte 2020**  
Kinzie, Dave 86-87-88  
Kirk, Brenton 44  
Kisselle, Thomas 53-54-55  
Klenner, John 37-38-39  
Klicman, Roger 59-60  
Klue, Jerel 95  
Knapke, James 14-15-16  
Knapp, Mike 00  
Knecht, Ora 24-25-26-27  
Knecht, W. LaMar 38-39  
Knierim, James 44-45-46-47

Knierim, Jay 55  
Knight, Broderick 80-81-83  
Kniseley, Roy 44  
Koch, Fred 53-54-55  
Koepfer, Karl 55-56-57  
Koester, Fred 63  
Kokke, Pascal 02  
Kollman, James 50  
Konowalski, David 16-17  
Kormas, Mike 37-39  
Kovath, Ernie 79-80  
Kowalski, Pete 89-90-92  
Krahe, Tom 74-75  
Kramer, Jack 16-17-18  
Kramer, Kyle 85-86-87-88  
Kregel, Matt 88-89-91  
Krotzer, Paul 41  
Kuck, John 94-95-96-97  
Kuehl, Steve 74-75-76  
Kuhlman, Bill 82-83-84-85  
Kuhlman, Dale 35-36-37  
Kulik, Dave 73-74  
Kuntz, Edward 47-48-49  
Kupke, Greg 99-00-01-02  
Kurtz, John 17-18  
Kwiatkowski, Raymond 59-60-61

## LLL

Labus, Austin 2015-16-17-18  
Ladd, James 1951-52-53  
Ladd, John 1951-53-54  
Ladd, Joseph 1924  
Laird, Brian 1988-90  
Lake, Ivan 1920  
Lamar, Charles 1918  
Lambright, Larry 1986-87-88-89  
Lamport, Reid 1971-72-73  
Lane, B.J. 2002-03-04-05  
Landman, Brett 1988-89-90-91  
Lankenau, Paul 1927  
Lanning, John 2004-05-06  
Lanning, Stephen 1967-69  
Larimar, Ron 1984  
Larson, John 1964  
Lash, Rodney 1948-49  
Latimer, Colby 1986  
Lautanen, Nico 2016-17-18-19  
**Lawler, Mason 2019-20-21**  
Lawrence, Anthony 1963-64  
Lawrence, Dallas 1919  
Lawrence, Nick 2006  
Lawrence, Thomas 1969-70  
Leacock, Jovan 2010-11  
Leal, Chache 1993-94  
Leaver, Brian 1991-92-93-94  
Lee, Derek 2015  
Lee, Tony 1989-91  
Leininger, Matt 2002-03-04  
Leiter, Earl 1920-21-22  
Leitman, Macs 1926-27-28  
Lennox, Floyd 1955-56-57  
Lett, Derrick 2002-03-04-05  
Levy, Milton 1960  
Lewis, Curt 1979-80-81  
Lewis, Godfrey 1998-99-01-02  
Lewis, Jack 1944-47-79  
Lewis, James 1942-45  
Lewis, Kenny 2005-06-07-08  
Lewis, Norman Brian 1958  
Lewis, Robert 1934  
Lewis, Roger 2014-15  
Lewis, Scott 2009-10-11  
Lewis, Tarell 2006-07  
Lichtensteiger, Kory 2004-05-06-07  
Lige, Adam 1995-96-97-98  
Liftin, Sheldon 1951-52  
Limpert, Norman 1962-63-64  
Lindsey, Scott 1988-90-91  
Lindsey, Chuck 1974-75





# 2022 BGSU FOOTBALL

## 12 MAC CHAMPIONSHIPS | 13 BOWL GAME APPEARANCES

# RECORD BOOK • LETTERWINNERS

## RECORD BOOK

Lisbon, Don 1960-61-62  
 Livas, Julius 1970-71  
 Lloyd, Thomas 1967-68-69  
 Locke, Nate 2014-15-16-17  
 Long, Brad 1991-92-93  
 Long, Chad 1998-99-00-01  
 Long, Thomas 1989  
 Lonjak, Edward 1944  
 Loomis, Douglas H. 1926-27  
 Lorenzi, Robert 2009-10  
 Loskorn, Bryan 1977  
 Loville, Terry 1996-97  
 Lowell, Darrell 1934-35  
 Lowell, Donald 1927-28-29-30  
 Lowry, Richard 1941-42-46  
 Loy, Grant 2017-18-19  
 Lucas, Ryan 2002-03  
 Luccio, John 1954  
 Luettke, Tom 1965-66-67  
 Lukac, Joseph 1948  
 Lund, Sergio 1998-99-00-01  
 Lundgren, Eric 1987  
 Lunsford, Izaah 2014-15-16  
 Lycan, Kelly 1981  
 Lyons, William 1952-56-57  
 Lynch Jr., D.J. 2011-12-13-14

### MMM

Machovina, Jerry 1968  
 Mack, Alfonso 2013-14-15-16  
 Mack, Brandon 2004-05-06-07  
 MacLennan, Douglas 1954  
 Macon, Dan 2003-04-06-07  
 Madaras, Adolph 1937-38-39  
 Madaras, George 1938-39  
 Magner, Cole 2001-02-03-04  
 Magnone, Angelo 2007-08-09-10  
 Mahone, P.J. 2006-07-08-09  
 Mahoney, Neal 1985-86-87  
 Mahony, Jim 1974  
 Mains, Andy 1988  
 Maltarich, Robert 1967-68  
 Malone, Michael 2000-01-02-03  
 Mangham, Artie 1989-90-91-92  
 Manns, Brian 1994-95-96-97  
 Mansfield, Donald 1948  
 Maples, Russell 1946-47-48  
 Marazon, Daniel 1941-42-46  
 March, Dallas 1919-20-21  
 Marchione, Mike 1969  
 Marko, Anthony 1948-49-50  
 Markray, Derrick 2004-05-06  
 Marlow, RB 2018-19  
 Marsh, Fred 1930-31  
 Marshall, Calvin 2007-08-09-10  
 Marshall, Melvin 1982-83-84-85  
 Martin, Brent 1997-98-99  
 Martin, David 1941-42-46  
 Martin, Justin 2003  
 Martin, Gabe 2011-12-13-14  
 Martin, Jamel 2011-12  
 Martin, Rameir 1992-93-94  
 Martin, Robert 1971-72-73  
 Marshall, Calvin 2008-09  
 Mason, Clarence 1958-59-60  
 Mason, Robert 1948-49  
 Massey, Edmond 2004  
 Massey, Noah 2018  
 Masuku, Romeo 2018  
 Matter, Bruce 1978-81  
 Mathews, Fred 1967-68-69  
 Maticcik, Marty 1988  
 Matthews, Willie 1976-77-79  
 Mauer, Rick 2001-02-03  
 Mauk, Wayne 1959-60  
 Maupin, Dennis 1969-71  
 Maynard, Hunter 2011  
 Mazzone, Joe 1996

May, Charles 1969  
 Mayberry, Terrill 2002-03-04-05  
 Mazur, Jon 1999-00-01-02  
 McBride, Gary 1971-72-74  
 McBride, Jerry 2016  
 McAuliffe, Tim 2014-15-16-17  
 McBride, Jerry 2017-18  
 McCarthy, Chad 1996-97-98-99  
 McClain, Dave 1959  
 McCloud, Robert 1940  
 McClure, Bill 1986-87  
 McClure, Brian 1982-83-84-85  
 McCollough, Carl 1934  
 McCormick, Jeff 1979  
 McCorvey, Tony 1985-86-87-88  
 McCoy, Ed 1972-73  
 McCreary, Bill 1985-86  
 McCullough, Pat 1945  
 McDonald, Dal 1987-88-89-90  
**McDonald, Matt 2020-21**  
 McElroy, Ryan 1991-92-93-94  
 McFayden, Don 1956  
**McGary, Avi 2021**  
 McGee, Mike 1984-86-87-88  
 McGrady, Cornelius 2001-02-03-04  
 McKenzie, Jack 1969-70  
 McKenzie, Roger 1952  
**McKinstry, Jaedyn 2021**  
 McKoy, DeVon 2011-12  
 McMann, Albert 1920-21-22  
 McMichael, Dave 1971-72-73  
 McQuaid, James 1952-53  
 McQuigg, Alan 1964-65-66  
 McVeigh, Mentor 1927  
 Meador, Larran 1969-70-71  
 Meczka, Greg 1971-72-73  
 Mee, Gregory 1956  
 Meehan, Greg 1983-85  
 Meek, Brian 1980-81  
 Meek, John 1978-79-80-82  
 Meeker, James 1969-70  
 Mehlow, Harold 1939-40-41  
 Meinhart, Erwin 1945  
 Meister, Don 1959-61  
 Mercurio, Joseph 1948  
 Mergenthal, Arthur 1943  
 Merlitti, Tom 1968-69-70  
 Merritt, Ed 1994-95-96-97  
 Merritt, Joe 1977-78-79-80  
 Mershon, J.P. 1996-97  
 Michaud, Mike 1987  
 Mignin, James 1929  
 Miles, Paul 1937-38  
 Miles, Paul 1971-72-73  
 Miller, Dave 1981-82-83  
**Miller, James 2020-21**  
 Miller, Mark 1974-75-76-77  
 Miller, Roscoe 1931  
 Miller, Scott 2015-16-17-18  
 Milton, Marcus 2015-16-17-18  
 Minnich, Max 1946-47-48  
 Minns, Mike 2012-13-15  
 Minturn, Brady 2006-07-08-09  
 Missler, Dick 1972  
 Mitchell, Cedric 2018-19-20  
 Mitchell, Rick 1984-85  
 Mitchell, Thorai Jr. 1952  
 Mitolo, Jim 1976-78  
 Mkhitarian, Vardan 2002-03  
 Mohler, Glen 1937  
 Mohr, Donald 1943-44  
 Mohr, Estelle 1923  
 Mohr, Rex 1979  
 Molk, Brett 1973  
 Molk, Mark 1996  
 Mollenkopf, Kenneth (Jack) 1925-26  
 Momany, Jack 1949-50  
 Montgomery, Kendall 2011-12-13-14

Montrie, William 1970-71-72  
 Mooney, Douglas 1949-50  
 Moore, Joe 1991  
 Moore, Kenton 2019-20  
 Moore, Kevin 2008-09-10-11  
 Moore, Ronnie 2013-14-15-16  
 Moore, Tim 2009-10  
 Moriarty, Tom 1974-75  
 Morgan, James 2016-17  
 Morgan, Keith 2008-09-10-11  
 Morrill, Robert 1956-57-58  
 Morris, Quintin 2017-18-19-20  
 Morton, Jason 2000-01-02-03  
 Moscoe, Homer 1924-25  
**Mosley, Nick 2021**  
 Moss, Tom 1994  
 Motes, Presley 2019-20  
 Moton, Joe 1979-80  
 Mower, Lester 1930  
 Mruzkowski, Scott 2001-02-03-04  
 Mulvihill, Pat 1944-45  
 Munson, Brian 1983-84  
 Murnen, Tim 1955-56-57  
 Murphy, Jordan 2020-21  
 Murray, Ford 1931-32-33  
 Murray, Roger 1969-70  
 Mussil, Edward 1939-40  
 Mustain, Robert 1936  
 Muzi, Greg 1973-74  
 Myles, Will 2003-04-05-06

### NNN

Naranjo, Matt 2018-19-20-21  
 Nartker, Brian 1990-91-92  
 Navarro, Steve 2002-03  
 Neal, Chris 1984-85-86  
 Nearing, Guy 1923  
 Needham, Nate 2018-19-20-21  
 Nehlen, Don 1955-56-57  
 Neiman, Rick 1981-83-84-85  
 Nelson, Mark 1985-86  
**Neri, Diego 2021**  
 Neverov, Sam 2018-19-20  
 Newble, Ryan 2003-04  
 Newlove, Richard 1936  
 Newman, Rick 1971-72-74  
 Newsome, Richard 1959-60-61  
 Newsom, Keon 2001-02-03-04  
 Nicholson, John 2002-03-04-05  
 Nicky, Ron 1973-74-75  
 Nicolini, Gene 1971  
 Niemet, Bob 1995-96-97-98  
 Norman, Nick 1965  
 Norris, Pete 2017  
 Norsic, Matt 2009  
 Noyes, Thomas 1919-20  
 Nozak, Al 1976  
 Nunn-Liddell, Jai 2018  
 Nussbaum, Joseph 1961  
 Nyitray, P.J. 1966-67-68  
 Nystrom, Drew 2004-05-06-07

### OOO

O'Brien, Kevin 1989-90-91-92  
 Obrock, John 1974-75-76  
 Obrovac, George 1974-75-76  
 Obrovac, Mike 1974-75-76-77  
 Obrovac, Nick 1974  
 O'Donnell, William 1944  
 O'Drobinak, Sean 2004-05-06-07  
 Ogilvie, D.J. 1988-89-90-91  
 Olds, Hayden 1925-26  
 O'Leary, Thomas 1964-65  
 Oliver, Chris 2019  
 Olmhausen, Roland 1921  
 O'Neill, Joe 1996-97-98-99  
 O'Neill, Kevin 1994-95-96-97  
 Orr, Henry 1965-66  
 Ortega-Jones, Julian 2019-20

Orwick, John 1931  
 Osborn, Dale 1921  
**Osborne, Austin 2021**  
 Osborne, Victor 2012-13-14  
 Ostrander, Walter 1922-25  
 Otten, Chip 1979-80-81-82  
 Otten, Mike 1985-86-87  
 Ouellet, Ted 2011-12-13  
 Owchar, D.J. 1999-00-01-02

### PPP

Pace, James 1945  
 Pace, Keith 1988-89-90  
 Page, William 1955-56-57  
 Palguta, Richard 1952  
 Palko, Vince 1991-92-93-94  
 Pallo, Mike 1956  
 Palmer, Charles 1970  
 Palsgrove, Dayne 1981-82-83  
 Panczyk, Dave 1977-78-79-80  
 Pankratz, Aaron 2009-10  
 Pankratz, Wally 1969  
 Park, John 1977-78-79-80  
 Parker, Andre 1975-76-77  
 Parker, Michael 1993-94  
 Parker, Tony 1984-85-86-87  
 Parks, Devon 2003-04-05  
 Parks, Lewis 2008-09-10  
 Parks, Marques 2005-06-07-08  
 Parks, Winston 1939-40  
 Parkson, Lloyd 1951-52  
 Parmenter, Peter 1941  
 Partridge, Corey 2005-06-07-08  
 Parnell, Tony 1990  
 Pasqualone, Frank 1977  
 Pate, Ben 1950-51-52  
 Pate, Tom 1994-95  
**Patterson, Jaison 2021**  
 Patton, Janssen 2000-01-02-03  
 Peacock, Jeff 1979  
 Pearce, Joe 1967  
 Peek, Harold 1954-55-56  
 Pelton, Horace 1927  
 Pemberton, Mack 1933  
 Pencheff, Benny 1928  
 Pencheff, Oscar 1932  
 Perce, Brandon 2019  
 Peregord, Mike 1972  
 Perrin, Richard 1967-68  
 Penton, Steve 1936-37-38  
 Perry, Charles 1956-57-58  
 Perry, Deaude 2004-05  
 Perry, Doyt 1929-30-31  
 Perry, James 1965-66-67  
 Perry, Lester 1932-33  
 Peters, Jason 1992-93-94  
 Pettigrew, John 2009-10-11-12  
 Pettus, Josh 2012-13  
 Phelps, Jim 1981-82-83  
 Phillips, Cotton 1997  
 Phillips, Fred 1962-63  
 Phillips, George E. 1959-60  
 Phillips, Jarrod 1999-00  
 Phillips, Jerry 2009  
 Phillips, Leroy 1932-33  
 Phouthavong, Deric 2015-16-17  
 Piazza, Christian 2012-13-14  
 Pickrom, CJ 2016  
 Piepkow, Teddy 2002-03-04-05  
 Pick, Pete 1936  
 Pilcher, John 1923  
 Pillar, Mark 1971  
 Pinchem, Andre 2000  
 Pittman, William 1970-71-72  
 Place, Robert 1923-24  
 Platt, Damien 1997  
 Platzter, Edward 1970  
 Plusquellic, Donald 1970-71



# RECORD BOOK • LETTERWINNERS

Poe, Howard 1930-31  
Pohlman, Chris 2011-12-13-14  
Pohlman, Neil 1948-49  
Polak, Dave 1968-69  
Polak, Phil 1971-72-73  
Polen, Jeff 1963  
Polhemus, Jeff 1976-77  
Polivka, Mark 1985-86  
Pollock, Andy 1996-97-98  
Pollock, Kenneth J. 1920  
Pollock, Ward 1942  
Pont, Richard 1949-50  
Pope, P.J. 2002-03-04-05  
Popek, Louis 1950  
Popovich, Peter 1942  
Porowski, James 1964-65-66  
**Porter, Jordan 2020-21**  
Posey, Armani 2017  
Potts, James 1959-60-61  
Potts, Shawn 1979-80-81-82  
Pough, Janarvis 2016-17  
Powell, Gavin 2003-04  
Powell, Todd 1990-91  
Powers, Jeff 1981  
Pratt, Charles 1960  
Pratt, Robert 1963-64-65  
Prchlik, Joe 1981-82-83-84  
Prchlik, Mark 1977-78-79-80  
Preston, Dave 1973-74-75-76  
Price, Billy 1999  
Price, Steve 1971-72  
Privitera, Angelo 1960-61  
Pronty, Tyrone 2007-08-09-10  
Prosak, Alex 1974-75-76-77  
Pryfogle, Pete 1972  
Puchalla, Robert 1949  
Pullins, Eric 1992  
Putman, Dan 1977

## QQQ

Quesinberry, Ralph 1940-41-42  
Quiles, Marquese 2009  
Quinn, Tim 1972-73

## RRR

Raabe, Steve 1977-78-79-80  
Raberdinger, Orville 1919-20-21-22  
Raburn, Britt 1968-69  
Radenbaugh, Ernest 1932  
Radich, Charles J. 1966-67-68  
Radlinski, David 1959-60  
Raether, Harold 1948  
Ragland, Tom 1983-84  
Rahmaan, Rodell 2019  
Ramlow, Robert 1956-57-58  
Ramsey, Charles 1958-59  
Randolph, Steven 1940-41-42  
Rankin, Ken 1984-85-86-88  
Rathburn, Arden 1937-38  
**Raymore, Trevon 2020**  
Ream, Michael 2006-07-08  
Recla, Norm 1983-84-85  
Redd, Ray 1984-85-86-87  
Redd, Robert 1998-99-01-02  
Redd, Ronnie 1991-92-93-94  
Redding, Teo 2014-15-16-17  
Redding, Ty 2017-18-19  
Reed, Donald 1921  
Reed, Elwood 1934-35  
Reese, Jenkins 2004  
Reese, Ray 1956-57-58  
Regnier, William 1963  
Regula, Walter 1995  
Reicosky, Thomas 1964-65  
Reis, Richard 1948  
Reublin, Robert 1960  
Reyman, Ted 1950  
Reynolds, Jim 1973-74  
Reynolds, Robert 1960-61-62

Reynolds, Roger 1961-62  
Rhodes, Robbie 2015  
Rice, Jason 2008-10-11  
Rice, Shaun 1997  
Richards, Paul 1982  
Riddle, Carlton 1939  
Rideout, Lester 1942-46-47  
Rieke, Nick 2007-08-09-10  
Riemland, Jim 1984  
Riffle, Gene 1934-35  
Rimas, Mike 1971  
Ringer, Harold 1934-35  
Rivers, Jamie 1964-65-66  
Roberds, Daniel 1958-59  
**Roberts, Billie 2020-21**  
Roberts, Jerry 1957-58-59  
Roberts, Jerry 2019-20  
Robertson, Jeff 1976  
Robilotto, Lane 2009  
Robilliard, Vernon 1949  
Robinson, Chip 2009-10-11-12  
Robinson, David 1943  
Robinson, Lynn 1964  
Robinson, Malcolm 1999-00-01  
Robinson, Matt 2015-16  
Robinson, William L. 1952-53  
Rockwell, Ray 1980-81-82-84  
Rodriguez, Steve 1993-94  
Roeder, Bill 1968-69-70  
Roese, David 1967-68-69  
Rogers, Jacques 1995-96  
**Rogers, Jake 2019-20**  
Rogers, Orlando 1995  
Rogers, Robert 1985-86  
Rolf, Clay 2011-12-13-14  
Rolf, Paul 1964-65  
Rolwing, Jon 1987  
Roop, Trevor 2015-16-17  
Rositano, Wayne 1983  
Rose, Karl 1998-99-00-01  
Ross, Mark 1988-89-90-91  
Ross, Steve 1989-90  
Ross, Tim 1977-78-79-80  
Rosser, Carl 1978-79-80-81  
**Rosser, Charles 2021**  
Rottinghaus, Bud 1996  
Rottinghaus, Jeff 1989-92  
Rousey, Norman 1950  
Rowe, Ben 1953-54-55  
Roussos, Jordon 2009-10-11-12  
Rowe, Randy 1983  
Royster, Taylor 2012-13-14-15  
Ruggiero, Anthony 1961-62  
Ruiter, William 1962-63-64  
Ruiz, Ruben 2005  
Rullo, Mike 1977-78-79-80  
Runnells, Jeff 2002-03  
Ruper, John 1959-60  
Russell, Joe 1972-73-74  
Russell, Kenneth 1954-55-56  
Russell, Sturgal 1956-57  
Rutan, Dean, 1983-84  
Rutherford, Craig 2006-07-08-09  
Ryder, Bert 1922

## SSS

**Saad, Ali 2021**  
Saam, Robert 1942  
Sahm, Andy 1999-00-01-02  
Sak, Chester 1941  
Saleet, Dan 1974-75-77  
Saleet, Tom 1974-75-76-77  
Salguero, Eldridge 2018-19  
Salimen, Norman 1958  
Samuel, Anthon 2011-12  
Sanders, Brian 2015-16-17-18  
Sanders, Steve 2002-03-04-05  
Sanderson, Jerett 2006-07-08-09  
Sandru, Jeff 1986-88  
Saneholtz, Byron 1942

Sanford, James 2014-15-16  
Sassler, Mark 1973-74  
Sawmiller, Justin 2018  
Saxton, Millard 1927  
Sayles, Daniel 2001-02-03-04  
Schaefer, Gary 1970-71  
Schaefer, Joe 2006-07-08  
Schaeetzke, Howard 1947-48  
Schaller, Ralph 2019  
Schaller, Willard 1931-32-33  
Scheidler, Jimmy 2006-07-08-09  
Scheidler, Josh 2007  
Scheidt, Chris 2009  
Scheig, Paul 1950-51-52  
Schick, Hugh 1952  
Schie, Clyde 1948-49  
Schiets, Dennis 1985-86-87  
Schilz, Matt 2010-11-12-13  
Schindler, Max 1958  
Schlinder, Albert 1941-42-43-46  
Schmelzle, George 1982-83-84-85  
Schmiedebusch, Brian 2011-12-13  
Schmidt, Fred 1958  
Schmidt, George 1944  
Schmidt, Peter 1948-49  
Schmidt, Roger 1966-67  
Schmiedt, Jacque 1944  
Schneider, James 2009  
Schneider, Ricky 1997-98-99-00  
Schnelker, Robert 1947-48-49  
Schoeck, Fred 1944  
Schorejs, Derek 1992-93-94-95  
Schrage, Arthur 1943  
Schriner, Dan 1982-83-84-85  
Schriner, Ken 1985-86-87  
Schumann, Jim 1979-80-81-82  
Schweitzer, Paul 1983-84-85-86  
Schwieterman, Gus 2014-16-17  
Sealey, Nigel 2019  
Secor, Willis 1947-48-49  
Seeley, Paul 1989  
Seemann, Gary 1971-72  
Seibert, Steve 1976-77  
Seiter, David 1965-66-67  
Senn, Paul 2013-14  
Shale, Cris 1988-89-90  
Shanks, Claude 1949-50-51  
Sharon, Charles 2002-03-04-05  
Sharp, Zack 2017  
Sharpe, LaVelle 2003-04-05  
Shartle, John 1967  
Sheehan, Tyler 2006-07-08-09  
Sheets, Jim 1978-79  
Sheets, Steve 1996  
Sheffer, Robert 1931  
Shehab, Tom 1990  
Sheldon, John 1946-47-48  
Shepherd, Michael 1967-68  
**Sheppard, Marcus 2020-21**  
Sherman, Brian 1988-89-90-91  
Sherman, Gary 1961-62  
Sherrell, Mitch 1974-75  
Shestina, Stuart 1970-71  
Shetler, Dan 1977-78-79-80  
Shingleton, Ted 1981-82-83  
Shinn, Greg 1969  
Shipman, Brian 1977  
Shocklee, Joe 1968-69-70  
Shupe, Thurl 1932-33  
Sielschott, Lowell 1940-41-42  
Siesel, Joseph 1964-65-66  
Silva, Al 1968  
Silvani, Leroy 1948-49-50  
Silvi, Paul 1985-86  
Siminski, Edward 1937-38-39  
Simmons, Edward 1948  
Simmons, Robert 1969-70  
Simms, Shawn 1981-82-83-84  
**Simms, Trent 2020-21**  
Simonds, Rex 1949-50-51

Simonton, Steve 2004  
**Sims, Christian 2019-20-21**  
Sims, Nick 1988-89-90-91  
Sims, Thomas 1963-64-65  
Skattebo, Leonard 2016-17  
Skibbie, Franklin G. 1920-21-22-23  
Skrobot, Gabe 2017-18-19  
Slotterbeck, Robert 1923  
Smalley, Glenn 1951  
Smiley, Chris 2000  
Smith, Allen 1989-90  
Smith, Andre 1987  
Smith, Antonio 2005-06-07-08  
Smith, Chloris L. 1920  
Smith, Darius 2007-08-09-10  
Smith, Damon 1994-95-96  
Smith, Donnal 1923  
Smith, Doug 1974-75-76-77  
Smith, Eric 1986-87-88  
Smith, Jeff 1975-76  
Smith, Kennan 1945  
Smith, Larry 1966-67  
Smith, Larry D. 1959-60-61  
Smith, LeRoy 1989-90-91-92  
Smith, Shannon 2014-15-16-17  
Smith, Tawan 1994  
Smith, Thomas 2004-05-06  
Smith, Wayne 1962-63  
Snell, Fred 1948-49  
Snider, Monroe III 1965  
Snyder, Charles 1921  
Socolofsky, Homer 1943  
Sofios, Ted 1951  
Sohn, John 1964-65-66  
Soskey, Al 1937-38  
Sotolongo, Antonio 2016-17-19  
Souliere, Joseph 1964-65-66  
Southard, Ray 1986-87-89  
Spann, Tom 1974-75  
Spencer, Adrien 2008-09-10-11  
Spencer, Bob 1966-68  
Spencer, William 1955-56-57  
Spengler, John 1977-78-79-80  
Spilewski, Joseph 1959  
**Spires, Blaine 2020-21**  
Spivey, Jermaine 1990-94  
Spray, Steve 1988-89  
Sprenkel, Donald 2005-06  
Stage, Cameron 2020  
Standing, Thomas 1967-68  
Stanley, Glen 2007  
Stanford, Andrew 2004-05-06-07  
Stanziale, Joseph 1953-54-55  
Stark, Andy 1981-82  
Starks, Eric 1995-96  
Staten, Darnell 1990-92-93  
Steele, Archie 1937-38-39  
Steele, Tom 1975-76  
Steffy, Shane 2006-07-08-09  
Stein, Stephen 2011-12  
Steinke, Kevin 1996-97-98-99  
Stennett, John 1943  
Stephan, Rob 1973-74  
Stephens, Carl 1934  
Stephens, Clint 2014-15-17-18  
Stephens, Terrance 2016-17  
Stevenson, Audrey 1934-35  
Stevenson, Clifford 1928-29-30-31  
Stevenson, Donald 1930-31-32  
Steward, Ben 2013-14-15-16  
**Stewart, Terion 2020-21**  
Stewart, Wayne 1936-37-38  
Stier, Brian 1993  
Stokes, Dan 1976  
Stokes, Je'Ron 2012  
Story, Darryl 1983-85-86  
Stough, Claitus 1919  
Stough, Lester 1919  
Stover, Raishaun 2003-04



# 2022 BGSU FOOTBALL

## 12 MAC CHAMPIONSHIPS | 13 BOWL GAME APPEARANCES

# RECORD BOOK • LETTERWINNERS

## RECORD BOOK

Stover, Trevor 1992-93-94-95  
 Stover, Ty 1997  
 Strasser, Jason 1996-97-98-99  
 Stratton, Larry 1981-82-83  
 Strazinsky, Bill 1991  
 Studer, Albert 1961  
 Studer, Joe 1976-77-78  
 Studer, Steve 1972-73-74-75  
 Studrawa, Greg 1986-87  
 Sturt, Fred 1971-72  
 Suder, Jake 2016-17  
 Sugden, Mike 1976-77  
 Suisham, Shaun 2001-02-03-04  
 Sullivan, Will 1998-99  
 Sutton, Brian 2012-13-14  
 Swain, Ivan 1949  
 Swan, Paul 2010-11-12-13  
 Swan, Steve 1981-82  
 Swartz, Paul 1932-33  
 Swartz, Wilbur 1924-25  
 Swearingen, John 1927-28-30  
 Sweigard, Cletus 1945  
 Szlachcic, Mark 1989-90-91-92  
 Szychowski, John 1968-69

### TTT

Tabler, John 1942-46  
 Tabler, Thomas 1939-40-41  
 Taborn, Lorenzo 2016-17-18  
 Talley, Kevin 1981-82  
 Tanner, Matt 2018-19  
 Tanner-Blair, Tim 2019-20  
 Tanski, Bart 2010-11-12  
 Tate, Trent 1984  
 Tate, Tyler 2012-13-14-15  
 Taves, Al 1944  
 Taylor, Devin 2021  
 Taylor, Don 1972-73-74-75  
 Taylor, Greg 1979-80-81-82  
 Taylor, Kevin 1971-72-73  
 Taylor, Titus 1979  
 Teague, Will 2000-01-03  
 Tecco, Don 1988  
 Tenhundfeld, Robert 1943  
 Thacker, Sam 1978-79  
 Thaler, Mike 2002-03-04-05  
 Thomas, Abasi 1998  
 Thomas, Bobby 2005  
 Thomas, Brian 2011-12-13-14  
 Thomas, Hal 1973-74  
 Thomas, Thomas 1951-52  
 Thompson, Art 1973-74-75  
 Thompson, Rodney 1987-88  
 Thompson, Scott 1995  
 Thorne, Ron 1995  
 Thornton, Reggie 1986-87-88-89  
 Thourot, Jack 1929-30-31  
 Timchenko, Joe 2004-05  
 Tinnerman, Grant 2018  
 Tippet, Floyd 1934  
 Tipton, Carlos 2008-09  
 Tolle, Stuart 1981-82-83-84  
 Tomasello, Jac 1978-79-81-82  
 Tomlinson, Alfred 2007  
 Torresso, Nick 2007-08-09-10  
 Toth, Bill 1964  
 Tracy, Andy 1992-93-94-95  
 Traub, Harry 1929-30-31  
 Travis, Arthur 1929-30  
 Travis, Arthur 1969  
 Traylor, Tyler 2018  
 Treadway, William 1944  
 Treece, Clive 1919  
 Treece, Dale 1919  
 Treece, Harold 1928-29  
 Trenary, Warren 1951  
 Trent, Anthony 1963-64  
 Troyer, Herbert 1919  
 Truchly, Steve 1981-82-83

Truss, Cam 2010-11-12-13  
 Tuminello, Nick 2009  
 Tunnell, Arch 1960-61  
 Turano, Kyle 2000  
 Turner, Anthony 2005-06-07-08  
 Turner, Dave 1972-74  
 Turner, Darnard 2014-15  
 Turner, Fred 1986-87  
 Turner, Trabian 1997  
 Tyla, Matt 1999-00

### UUU

Underman, Rick 1977-78  
 Urban, Stanley 1943  
 Urdzik, Dave 1968-69  
 Urschel, Kenneth 1920  
 Usak, Frank 1940-41

### VVV

Vail, Robert 1919-20  
 Valdez, Austin 2014-15-16  
 Valentine, Craig 1977-79-80-81  
 Valentine, John 1957-58  
 Valli, Frank 1950  
 Van Atta, Richard 1945-46-47  
 Van Dam, Jason 2000  
 Van Demark, Curtis 2007  
 Van Fleet, Merritt 1943  
 Van Fossen, Doug 1987-88  
 VanGorder, Malone 2021  
 Verdun, Donald 1947-48-49  
 Villapiano, John 1971-72  
 Villapiano, Phil 1968-69-70  
 Villanucci, Vince 1982-83-84-85  
 Violet, James 1964-65  
 Violet, William 1961-62-63  
 Viscount, Ron 1986-87-88-89  
 Volkmer, Leroy 1948  
 von Stein, Mike 1970  
 Vrvilo, Sinisa 2007-08  
 Vura, Richard 1960

### WWW

Wade, Darius 2019  
 Wade, Tavarus 2016-17  
 Wagner, Jerry 1999-00-01-02  
 Wagner, Lamont 1982-83  
 Wagner, Mickey 2010-11  
 Wagner, Walter 1952  
 Wagoner, Richard 1964-65-66  
 Wakefield, Dennis 1975-76  
 Walder, Roland 2018-19-20  
 Waldron, Nate 2005-06-07-08  
 Walker, Blac 2009-10  
 Walker, Charlie 2011-12-13-14  
 Walker, Ennis 1945-46  
 Walker, Phil 1983-85-86  
 Wallace, Dwight 1964-65  
 Wallace, Richard 1934  
 Wallace, Roger 1971-72-73  
 Walnsch, Brian 1989  
 Walston, Ricky 2004  
 Walz, Jack 2015-17  
 Ward, Jerry 1962-63-64  
 Ward, Mervin 1960  
 Ward, Ryland 2011-12-13-14  
 Ware, DeAngelo 2015  
 Ware, Joe 2019-20  
 Waring, Richard 1966  
 Warner, Bernard 1935  
 Warner, Forrest 1926-27  
 Warren, Rob 2001-03-04-05  
 Washington, Jason 2004  
 Wasserman, James 1961-62  
 Watson, Larry W. 1967-68  
 Watson, Patrick 2004-05-06-07  
 Watson, Will 2012-13-14-16  
 Watson, Willie 1995-97-98

Watz, Hal 1973  
 Waugh, Fred 1948-50  
 Waugh, Ronald 1943  
 Wayne-Prather, Jordan 2018-19  
 Weathersby, Leon 1997  
 Weaver, Barry 1961-63  
 Weber, Eugene 1958  
 Weber, Kenneth 1933  
 Weger, Michael 1964-65-66  
 Welch, Mike 1983  
 Welker, Mark 1942-46  
 Wellner, Edward 1939-40-41  
 Wells, Russ 1976  
 Wendel, Dennis 1999-00-01-02  
 Wenstrup, Andy 2003-04  
 Wentling, Cloyce 1934  
 Whalen, Kenneth 1960  
 Wharton, Dominique 2011-12  
 Wheeler, Bernard 1948-49-50  
 Wheeler, Pierre 1926  
 Whidden, Bill 1974-75-76  
 Whipple, Fred 1933  
 Whitaker, Gary 1961-63  
 White, Bernard 1984-85  
 White, Erik 1989-90-91-92  
 White, Maynard 1951  
 White, Mark 1980-81-82  
 White, Phil 1950-51-52  
 White, Ralph 1959-60  
 White, Terrel 2003-04-05  
 Whiteside, Earl 1961-62  
 Whitfield, Calvin 1988  
 Wichman, Mark 1976-77  
 Wiener, Doug 1976-77-78-79  
 Wilbourne, Steve 1988-89-90-91  
 Wilcox, Matt 2017  
 Wiley, Calvin 2006-10  
 Wilke, Richard 1952  
 Williams, Brad 2003-04-05  
 Williams, Casey 1998-99-00  
 Williams, Charlie 1992-93-94  
 Williams, Eric 1985-86  
 Williams, Jack 1976-77  
 Williams, Jamaine 1995-96-97  
 Williams, James 1999-01-02-03  
 Williams, John 1942  
 Williams, Junior 1995-96-97-98  
 Williams, Lee 1979-80-81-83  
 Williams, Mel 1964  
 Williams, Roger 2006-07-08-09  
 Williams, Ronald 1959-60  
 Williams, Stew 1964-65-66  
 Williams, Vernon 1989  
 Williamson, Myles 2020  
**Wilson, Adrian 2021**  
 Wilson, Art 1935  
 Wilson, Donovan 2015-16-17  
 Wilson, James 1954  
 Wilson, Myron 1971-72-73  
 Wilson, Terry 1988-89-90-91  
**Wimberly, PaSean 2020**  
 Windatt, Dave 1977-78-79-80  
 Wingate, Heath 1964-65-66  
 Wingrove, Ryan 1999-00-01  
 Winovich, Pete 2004-05-06-07  
 Winters, Rozell 1988-89  
 Wireman, Vern 1968-69-70  
 Wirick, William 1948  
 Wisser, James 1962-63-64  
 Witte, Bill 1971  
 Witte, Earl 1921-22-23  
 Woedzinski, Mitchell 1936  
 Wohlers, Arthur 1932  
 Wolfe, George 1927  
**Wollschlaeger, Alex 2020**  
 Woodland, Jack 1946-47-48-49  
 Woods Jr., Dwayne 2009-10-11-12  
 Workens, James 1951  
 Wortham, Darius 2018

Woullard, Jason 1992-93-94-95  
 Wright, Brain 2010  
 Wright, Chris 2006-07-08-09  
 Wright, Isaac 1969-70  
 Wright, Mike 1977-78-79  
 Wrightsman, Rolland 1950-51-52  
 Wroblewski, Gary 1976  
 Wyans, Charles 1951  
 Wyatt, Jared 2017  
 Wyse, Joe 1990-91-92-93

### YYY

Yanez, Jesus 2002-03  
 Yawberg, Harold 1952-53  
 Yocum, Robin 1975-76-77  
 Yoder, Stanley 1941-46  
 Young, Andre 1979-80-81-82  
 Young, D.J 2006-07  
 Young, James 1956  
 Young, Rick 1988-90  
 Young, Robert 1935-36-37  
 Yountkin, Robert 1921-22-23-24  
 Youskievicz, Louis 1960-61  
 Youssef, Gehad 1981-82-83-84

### ZZZ

Zahn, Wayne 1943  
 Zelina, Matt 1988  
 Zeller, Jason 1986-87-88-89  
 Zelonis, Gary 1970-71-72  
 Ziegler, Richard 1950-51  
 Zimmerly, Cade 2021  
 Zimmerman, Marquis 2016  
 Zimmerman, Shawn 1986-89  
 Zimpfer, Robert 1957-58-59  
 Zimpfer, Robert 1967-68-69  
 Zolciak, Dennis 1966-67-68

**Bold indicates active player**





## SPIRIT & TRADITION



### Retired Jersey

The only football jersey retired at Bowling Green is #29. It was worn by Paul Miles from 1971-73. Miles rushed for 3,239 yards and 25 touchdowns in his career and was a three-time first team All-MAC selection. He was just the third back in NCAA history to rush for 1,000 or more yards in three consecutive seasons.

### Frieda & Freddie Falcon

Frieda and Freddie Falcon are the official mascots of the Bowling Green Falcons. Together with the BGSU cheerleaders, Frieda and Freddie boost spirit at intercollegiate athletic events. Tryouts are held each spring, and winners remain anonymous to the student body until each is unveiled at the last home basketball and hockey game. The Freddie Falcon tradition began in 1950 while Frieda Falcon was added for the 1979-80 athletic year.

### Why The Falcons?

The 2020-21 athletic year marks the 93rd anniversary of Bowling Green's nickname, Falcons. Before 1927, BG teams were called the Normals or Teachers. Ivan Lake '23 suggested the nickname after reading an article on falconry. Lake, managing editor and sports editor of the Sentinel Tribune in Bowling Green at the time, proposed the name change because it fit headline space and because falcons were "the most powerful bird for their size and often attacked birds two or three times their size."



### PEACE PIPE AWARD

The Peace Pipe was a traveling award that went to the winner of the annual gridiron battle between Bowling Green and Toledo. The Peace Pipe tradition actually began on the basketball court during the 1947-48 season. At that time, the teams exchanged a six-foot long wooden peace pipe. The original basketball Peace Pipe disappeared, so, in 1980, the Peace Pipe was reinstated for football with former UT football player Frank Kralik creating the present trophy. Today's Peace Pipe is a smaller version of the original pipe, resting atop a trophy. The Peace Pipe was eliminated prior to the 2011 season and replaced by the "Battle of I-75" Trophy.



### ANNIVERSARY AWARD

The Anniversary Award is a traveling award that goes to the winner of the football game between Bowling Green and Kent State. Established in 1985 by the respective alumni departments at BGSU and KSU, the Anniversary Award commemorates the founding of BGSU and KSU in the year 1910.





# DOYT L. PERRY STADIUM



Doyt L. Perry Stadium has added lights, a new scoreboard, turf, chairback seating and the Sebo Athletic Center since 2001

Doyt L. Perry Stadium, with its 24,000 seating capacity, is celebrating its 57th year as the home of Bowling Green State University football. In 2001 permanent lighting was installed at the venue and home attendance doubled. In 2007 FieldTurf and the Sebo Athletic Center were added and in 2012 a high definition video board in the south endzone was installed. A new synthetic turf surface, featuring Shaw Sports Turf's PowerBlade Pro system, was installed in the summer of 2016.

Built in 1966 for approximately \$3 million as a replacement for the 43-year-old University Stadium, Perry Stadium had a capacity of 23,272 until bleacher seats were installed in both end zones in 1982 (Those bleachers have been removed to give way for the Sebo Athletic Center, giving BGSU the 24,000 current capacity). One of the largest and most attractive athletic facilities in the Mid-American Conference, Perry Stadium set the conference record for single-game attendance.

On Oct. 8, 1983, a huge crowd of 33,527 packed into Perry Stadium for

the annual Northwest Ohio rivalry between Bowling Green and Toledo, establishing a school and MAC record for single-game attendance. The Falcons went on to set a season record, breaking the six-digit figure for five games with a total draw of 100,021. It marked the first time in history that Bowling Green averaged more than 20,000 fans for five home football games.

That figure was topped in 1985, when Bowling Green posted a perfect record (11-0) in the regular season and clinched the MAC Championship by shutting out Toledo at Perry Stadium in November. More than 28,000 fans turned out that day, raising Bowling Green's season attendance to an average of 22,422. In 1994, BG fans bettered the mark of 1985 as 114,802 fans, an average of 22,960, attended the five home games.

In 2003, Falcon faithful attended sellout games against Northern Illinois and Toledo as ESPN broadcast three games live from the facility and brought its weekly college football show, College Gameday, to Bowling

Green. That year, BGSU averaged more than 21,000 per home game and Perry Stadium remains the only MAC football stadium to have hosted College Gameday.

Perry Stadium is more than just a football facility. The east side of the stadium includes locker rooms, equipment rooms, and some Athletic Department offices. The west side is the home of the BGSU Golf Training Center, filled with a 1,200 square foot putting green, locker rooms and hitting bays, as well as offices for both men's and women's soccer.

Sitting atop the press box on the west side of the stadium is the plush Stadium Club. The Stadium Club's 106 theatre-type seats provide loyal BGSU fans with the best view of the game. The President's Box, located at the top of the east side of the stadium, provides luxury seating for the University President and his guests, along with other supporters of Falcon football.

The construction of elevators on both sides of the stadium, completed in early 1998, has made

the stadium more accessible for all fans. Renovations to all boxes on both sides and the stadium club have taken place over the last few years making for a more fan-friendly atmosphere. Bowling Green won the first game ever played in Perry Stadium, defeating Dayton, 13-0, on Oct. 1, 1966. Since that time, the Falcons have won over 63 percent of their home games, compiling a 165-95-6 record in the 266 games played at Perry Stadium.

## Total Home Attendance

4,312,949  
(an average of 15,186 for 284 home games over the last 56 years)

## Longest Winning Streak

16 (1983-86)

## Longest Unbeaten Streak

19 (1991-94)



# DOYT L. PERRY STADIUM

## DOYT L. PERRY STADIUM RECORDS

### Rushing

Attempts 46, Bryant Jones vs. Kent, 10/31/81  
 Yards 225, Darryl Story vs. Ball State, 11/5/83  
 TDs 5, Dave Preston vs. Dayton, 9/21/74

### Passing

Attempts 73, James Knapke vs. Indiana, 9/13/14  
 Completions 46, James Knapke vs. Indiana, 9/13/14  
 Yards 450, Matt Johnson vs. UMass, 10/10/15  
 TDs 6, Ryan Henry vs. Ball State, 10/22/94  
 Interceptions 6, Neil Britt (Ball State), 11/5/83; Ryan Henry (BGSU) vs. Louisiana Tech, 8/31/95

### Receiving

Receptions 16, Roger Lewis vs. Indiana, 9/13/14  
 Yards 261, Roger Lewis vs. Memphis, 9/19/15  
 TDs 4, Jeff Groth vs. Grand Valley, 9/23/78

### Scoring

Points 30, Dave Preston vs. Dayton, 9/21/74  
 Field Goals 4, Jake Suder vs. South Dakota, 9/9/17; Nate Needham vs. Ohio, 11/16/21

### Long Plays

Rush 93 yds., Mike McGee vs. Central Michigan, 11/21/87 (TD)  
 Pass 96 yds., Mark Miller to Dave Dudley vs. San Diego State, 9/25/76 (TD)  
 Interception 88 yds., Julius Livas vs. Miami, 10/23/71  
 88 yds., Scott Frazier (Miami), 10/27/90 (TD)  
 Punt Return 100 yds., Courtney Davis vs. Kent, 10/12/96 (TD)  
 Kickoff Return 97 yds., James Oliphant (UMass), 10/10/15 (TD)  
 94 yds., Leon Weathersby vs. Western Michigan, 10/11/97 (TD)  
 Fumble Return 100 yds., Caleb Biggers vs. Central Michigan, 19/19/19 (TD)  
 Punt 81 yds., Cris Shale vs. Ohio, 10/6/90  
 Field Goal 60 yds., Derek Schorejs vs. Toledo, 10/21/95

### Most Points

By BG 72, vs. Ohio, 10/5/02  
 By Opponent 66, Toledo, 11/15/17; Ohio, 11/19/19  
 In the event that a BGSU player does not hold a record, the top Falcon performance is also listed.

## Top 15 Home Crowds

- 33,527 vs. Toledo, Oct. 8, 1983
- 31,007^ vs. N. Illinois, Oct. 25, 2003
- 29,724 vs. Toledo, Nov. 29, 2003
- 29,210 vs. Toledo, Oct. 2, 1993
- 28,110 vs. Toledo, Nov. 16, 1985
- 27,333 vs. Toledo, Oct. 19, 1991
- 26,860 vs. Toledo, Oct. 9, 1971
- 26,483 vs. Toledo, Nov. 23, 2001
- 25,616 vs. Miami, Nov. 15, 2006
- 25,057# vs. Akron, Sept. 30, 1989
- 25,000 vs. Akron, Sept. 28, 1985
- 24,631 vs. Miami, Oct. 29, 1994
- 24,409 vs. Miami, Sept. 24, 1983
- 24,194 vs. Miami, Oct. 25, 1975

# first night game  
 ^ ESPN's College Game Day

## BGSU Doyt Perry Stadium Records

1966	3-1-0
1967	2-3-0
1968	4-1-0
1969	3-2-0
1970	2-2-1
1971	3-2-0
1972	3-1-0
1973	4-1-0
1974	4-1-0
1975	3-2-0
1976	3-3-0
1977	2-3-0
1978	2-3-0
1979	2-3-0
1980	2-3-0
1981	2-2-1
1982	5-0-0
1983	4-1-0
1984	5-0-0
1985	5-0-0
1986	4-1-0
1987	3-2-0
1988	2-2-0
1989	3-2-0
1990	1-1-2
1991	5-0-0
1992	5-0-0
1993	4-0-1
1994	4-1-0
1995	2-3-0
1996	3-2-0
1997	2-2-0
1998	4-1-0
1999	4-1-0
2000	1-4-0
2001	4-1-0
2002	6-0-0
2003	6-1-0
2004	5-0-0
2005	2-3-0
2006	2-2-0
2007	4-1-0
2008	1-4-0
2009	3-3
2010	1-4
2011	2-4
2012	4-1
2013	5-1
2014	4-2
2015	3-2
2016	3-3
2017	0-5
2018	1-5
2019	3-3
2020	0-2
2021	2-4
Total	172-107-6, .614

Perry Stadium is named in honor of the man who led Bowling Green to a 77-11-5 record in his 10 years as the head coach of the Falcons. Doyt L. Perry was simply one of the greatest football coaches of his day. His .855 winning percentage over 10 seasons in the 1950s and 1960s remains one of the highest in football history. In fact, Perry is sixth all-time behind Bob Reade (Augustana), Knute Rockne (Notre Dame), Frank Leahy (Notre Dame), Larry Kehres (Mount Union) and Jeff Devaney (Trinity, Conn.) in winning percentage among coaches with at least 10 years of service on the collegiate level. Perry served as the BGSU athletic director for seven years (1965-71) after stepping down as football coach.



The football facility at BGSU was formally dedicated as Doyt L. Perry Stadium on Sept. 26, 1992. Present for the ceremony were (l-r) Perry's children D.L., Judy Perry McClain, David and Doyt's wife Loretta. They are joined by John Mahaney, former president of the Board of Trustees, former University President Paul J. Olscamp and former Athletic Director Jack Gregory.