

2018-19 FALCON WOMEN'S BASKETBALL

BOWLING GREEN



AY ZIGGY!
GET YOUR ORANGE ON

WINNINGEST PROGRAM IN MID-AMERICAN CONFERENCE HISTORY

2007 NCAA SWEET SIXTEEN

• BGSU ATHLETIC COMMUNICATIONS • 247 Perry Stadium East • Bowling Green, Ohio 43403 •

2018-19 FALCON SCHEDULE

NOVEMBER

Tue.	6	at Michigan State (BTN+)	7:00 p.m.
Tue.	13	MARSHALL (ESPN+)	7:00 p.m.
Sat.	17	ROBERT MORRIS (ESPN+)	2:00 p.m.
Tue.	20	LOYOLA (ILL.) (ESPN+)	11:00 a.m.
<i>Coastal Carolina Tournament (Nov. 23-25; Conway, S.C.)</i>			
Fri.	23	at Coastal Carolina	2:00 p.m.
Sun.	25	vs. Mercer	11:30 a.m.
Thu.	29	at Xavier	11:30 a.m.

DECEMBER

Sat.	8	at Canisius	2:00 p.m.
Mon.	17	DETROIT MERCY (ESPN3)	7:00 p.m.
Fri.	21	at Valparaiso	5:00 p.m. CT
Sun.	30	DAVIS & ELKINS	5:00 p.m.

JANUARY

Sat.	5	WESTERN MICHIGAN (ESPN3) *	2:00 p.m.
Wed.	9	at Ball State (ESPN+) *	11:00 a.m.
Sat.	12	at Akron (ESPN+) *	2:00 p.m.
Wed.	16	NORTHERN ILLINOIS (ESPN+) *	7:00 p.m.
Sat.	19	TOLEDO (ESPN3) *	2:00 p.m.
Wed.	23	at Eastern Michigan (ESPN+) *	7:00 p.m.
Sat.	26	OHIO (ESPN+) *	2:00 p.m.
Wed.	30	CENTRAL MICHIGAN (ESPN+) *	7:00 p.m.

FEBRUARY

Sat.	2	at Toledo (ESPN3) *	2:00 p.m.
Wed.	6	at Northern Illinois (ESPN+) *	6:00 p.m. CT
Sat.	9	MIAMI (ESPN3) *	2:00 p.m.
Wed.	13	BUFFALO (ESPN+) *	7:00 p.m.
Sat.	16	at Kent State (ESPN+) *	5:00 p.m.
Sat.	23	at Miami (ESPN3) *	2:00 p.m.
Wed.	27	AKRON (ESPN+) *	7:00 p.m.

MARCH

Sat.	2	KENT STATE (ESPN3) *	1:00 p.m.
Wed.	6	at Buffalo (ESPN+) *	7:00 p.m.
Sat.	9	at Ohio (ESPN+) *	1:00 p.m.
<i>MAC Tournament (March 11, 13, 15-16)</i>			
Mon.	11	First Round (campus sites)	
Wed.	13	Quarterfinals (Cleveland, Ohio)	
Fri.	15	Semifinals (Cleveland, Ohio)	
Sat.	16	Championship (Cleveland, Ohio)	

HOME games at the Stroh Center

* Mid-American Conference game

All times Eastern (ET) unless noted

BGSU at MICHIGAN STATE

Tuesday, November 6, 2018 • 7:00 p.m.

Breslin Center • East Lansing, Mich.

TELEVISION / VIDEO: BTN Plus (\$\$\$\$)

LIVE STATS: www.MSUSpartans.com

TWITTER: @BGSUwbb

all audio, stats & video links can be found at BGSUFalcons.com on game day



BOWLING GREEN FALCONS

2017-18 Record: 11-19

Mid-American Conf.: 3-15

MICHIGAN STATE SPARTANS

2017-18 Record: 19-14

Big Ten Conf.: 7-9

Robyn Fralick _____ **Head Coach** _____ Suzy Merchant
(Davidson, '04) _____ **Alma Mater** _____ (Central Michigan, '91)
First Year _____ **Record at School** _____ 244-122 in 12th year
104-3 in fourth year _____ **Career Record** _____ 445-242 in 24th year

THE SERIES

Overall: MSU leads, 8-4 • **Streak:** MSU - 2

Home: 2-3 • **Road:** 2-4 • **Neutral Sites:** 0-1

Last Meeting: Michigan State 72, BGSU 62 (March 20, 2010)

THE 2018-19 FALCONS (in numerical order)

F	3	Andrea Cecil (6-1, Jr., Oak Harbor, Ohio)	8.8 ppg, 5.0 rpg
G	4	Madisen Parker (5-9, So., Fort Wayne, Ind.)	1.5 ppg, 0.4 rpg
G	13	Sydney Lambert (5-8, Sr., Cincinnati, Ohio)	9.9 ppg, 3.6 rpg
G	21	Morgan McMillen (5-9, Fr., Berlin, Ohio)	
G	22	Molly Dever (5-9, Fr., Cleveland, Ohio)	
G	23	Caterrion Thompson (5-10, Jr., Lima, Ohio)	6.3 ppg, 1.9 rpg
C	24	Jane Uecker (6-3, Jr., Akron, Ohio)	4.3 ppg, 3.1 rpg
C	25	Terri Battle (6-2, So., Chicago, Ill.)	0.4 ppg, 1.2 rpg
F	30	Sydney Palermo (6-2, Fr., Erie, Pa.)	
G	35	Kadie Hempfling (5-9, Fr., Ottawa, Ohio)	
C	40	Clare Glowinski (6-2, R-So., Corunna, Mich.)	2.0 ppg, 1.6 rpg
F	42	Sierra Thompson (5-11, So., Mattoon, Ill.)	2.4 ppg, 2.6 rpg
F	44	Maddie Cole (6-0, Sr., Sylvania, Ohio)	1.9 ppg, 0.9 rpg
C	55	Angela Perry (6-2, So., Rochester, Ill.)	4.2 ppg, 3.1 rpg
G	10	Alyssa Dean (5-8, R-So., Columbus, Ohio) #	

Statistics are final 2017-18 stats

transfer from Memphis, will be eligible after fall semester

full roster & pronunciation guide on page 2





BGSU QUICK FACTS

TEAM INFORMATION

2018-19 Record	0-0
2017-18 Records	11-19 (3-15 MAC)
Conference Finish	Tie-Fifth, East Division
Letterwinners Returning / Lost	10 / 4
Starters Returning / Lost	3 / 2

GENERAL

School	Bowling Green State University
Location	Bowling Green, Ohio 43403-0030
Founded / Enrollment	1910 / 19,000
Nickname	Falcons
Colors	Orange & Brown
Affiliation	NCAA Division I
Conference	Mid-American (MAC)
Home Facility	Stroh Center (4,347)

ADMINISTRATION

President	Dr. Rodney K. Rogers, Ph.D.
Director of Athletics	Bob Moosbrugger
Sr. Associate AD / SWA	Lauren Ashman *
Faculty Representatives	Ray Schneider, Ph.D., Donna Trautman, Ph.D.

* sport coordinator for women's basketball

THE COACHES

Head Coach	Robyn Fralick (Davidson, 2004)
Record at BGSU (years)	First Season
Career Record (years)	104-3 (three)
Associate Head Coach	Kim Cameron
Asst. Coach/Recruiting Coord.	Karmen Graham
Assistant Coach	Joel Whymer
Director of Operations	Monique Rosati
Video Coordinator	Amanda Cutcher
Basketball Office	419.372.2255

HISTORY

First Year as Varsity Sport	1973-74
All-Time Varsity Record	784-474 (.623)
All-Time MAC Record	405-210 (.659)
MAC Regular-Season Titles	14 (1987-88-89-93-94-2005-06-07-08-09-10-11*-12-14)
MAC Tournament Titles	11 (1987-88-89-90-93-94-2005-06-07-10-11)
NCAA Champ's Appearances	11 (1987-88-89-90-93-94-2005-06-07-10-11)
NCAA Championships Record	3-11
Postseason WNIT Appearances	6 (1998-2008-09-12-13-14)
Postseason WNIT Record	7-6

* MAC East Division champion (BGSU had the best overall record in the MAC in each of the other 13 seasons listed)

ATHLETIC COMMUNICATIONS

Asst. AD/Director	Jason Knavel
Assistant Director/W. Basketball	Mike Cihon
Office Phone	419.372.0474
E-Mail	mjcihon@bgsu.edu
Assistant Director	James Nahikiah
Interns	Kellan Godfrey, Edward Perez
Overnight Address	1610 Stadium Drive Bowling Green, Ohio 43403-0030
Athletics Web Site	BGSUFalcons.com
Twitter	@BGathletics, @BGSUwbb

2018-19 ROSTER

No.	Name (pronunciation) (*-letters)	Ht.	Yr.	Pos.	Hometown (Previous School)
3	Andrea Cecil **	6-1	Jr.	G/F	Oak Harbor, Ohio (Oak Harbor)
4	Madisen Parker *	5-9	So.	G	Fort Wayne, Ind. (Homestead)
10	Alyssa Dean	5-8	R-So.	G	Columbus, Ohio (Centennial) (Univ. of Memphis)
13	Sydney Lambert ***	5-8	Sr.	G	Cincinnati, Ohio (McAuley)
21	Morgan McMillen	5-9	Fr.	G	Berlin, Ohio (Hiland)
22	Molly Dever (rhymes with clever)	5-9	Fr.	G/F	Cleveland, Ohio (St. Joseph Acad.)
23	Caterion (ka-TAIR-ee-on) Thompson **				
24	Jane Uecker **	5-10	Jr.	G	Lima, Ohio (Lima Senior)
25	Terri Battle *	6-3	Jr.	C	Akron, Ohio (St. Vincent-St. Mary)
30	Sydney Palermo	6-2	So.	C	Chicago, Ill. (Simeon)
35	Kadie Hempfling	6-2	Fr.	F	Erie, Pa. (Villa Maria Acad.)
40	Clare Glowniak (GLOW-nee-ak) *	5-9	Fr.	G	Ottawa, Ohio (Ottawa-Glandorf)
42	Sierra Thompson *	6-2	R-So.	C	Corunna, Mich. (Flushing)
44	Maddie Cole ***	5-11	So.	F	Mattoon, Ill. (Mattoon)
55	Angela Perry *	6-0	Sr.	F	Sylvania, Ohio (Northview)
		6-2	So.	C	Rochester, Ill. (Rochester)

Head Coach:

Robyn Fralick (Davidson, 2004) – first season

Associate Head Coach:

Kim Cameron (Michigan Tech, 2005) – first season

Asst. Coach/Recruiting Coord.:

Karmen Graham (Northern Kentucky, 2007) – first season

Assistant Coach:

Joel Whymer (Grand Valley State, 2010) – first season

Director of Operations:

Monique Rosati (Syracuse, 1997) – 12th season

Video Coordinator:

Amanda Cutcher (Bowling Green, 2014) – second season

Graduate Asst., Ath. Training:

Alivia Kruger (Purdue, 2018) – first season

2018-19 ROSTER BREAKDOWN

LETTERWINNERS RETURNING (10)

Name	Ht.	Yr.	Pos.	GP/S	Statistics/Notes
Terri Battle	6-2	So.	C	19/0	0.4 ppg, 1.2 rpg
Andrea Cecil	6-1	Jr.	G/F	30/24	8.8 ppg, 5.0 rpg
Maddie Cole	6-0	Sr.	F	15/0	1.9 ppg, 0.9 rpg
Clare Glowniak	6-2	R-So.	C	25/8	2.0 ppg, 1.6 rpg
Sydney Lambert	5-8	Sr.	G	30/30	9.9 ppg, 3.6 rpg, 1.9 apg, 60 3's
Madisen Parker	5-9	So.	G	26/0	1.5 ppg, 0.4 rpg
Angela Perry	6-2	So.	C	18/9	4.2 ppg, 3.1 rpg, 1.1 bpg
Caterion Thompson	5-10	Jr.	G	29/6	6.3 ppg, 1.9 rpg, 34 3's
Sierra Thompson	5-11	So.	F	30/0	2.4 ppg, 2.6 rpg
Jane Uecker	6-3	Jr.	C	30/13	4.3 ppg, 3.1 rpg

OTHERS RETURNING (1)

Name	Ht.	Yr.	Pos.	GP/S	Statistics/Notes
Alyssa Dean %	5-8	R-So.	G	0	

% transfer from Univ. of Memphis; will be eligible following completion of Fall 2018 semester

NEWCOMERS (4)

Name	Ht.	Yr.	Pos.	Hometown (Previous School[s])
Morgan McMillen	5-9	Fr.	G	Berlin, Ohio (Hiland)
Molly Dever	5-9	Fr.	G/F	Cleveland, Ohio (St. Joseph Acad.)
Sydney Palermo	6-2	Fr.	F	Erie, Pa. (Villa Maria Acad.)
Kadie Hempfling	5-9	Fr.	G	Ottawa, Ohio (Ottawa-Glandorf)

LETTERWINNERS LOST (4)

Name	Ht.	Yr. [^]	Pos.	GP/S	Statistics/Notes
Rachel Myers	5-8	Sr.	G	19/0	2.1 ppg, 0.6 rpg
Haley Puk	6-0	Sr.	G	30/30	8.4 ppg, 2.4 rpg, 1.6 apg, 44 3's
Carly Santoro	5-10	Jr.	G	30/30	12.8 ppg, 8.7 rpg, 1.6 apg
Kennedy Williams	5-6	Fr.	G	29/0	3.1 ppg, 0.7 rpg

[^] denotes eligibility in 2017-18 academic year



UP NEXT FOR THE FALCONS...

The Bowling Green State University women's basketball team hits the road to open the 2018-19 season. Head coach **Robyn Fralick** and the Falcons travel to East Lansing for a Tuesday (Nov. 6) matchup with Michigan State University. Tipoff is scheduled for 7:00 p.m. at the Breslin Center.

Then, the Brown and Orange will begin a three-game homestand the following Tuesday (Nov. 13), taking on Marshall University in a 7:00 p.m. game at the Stroth Center. Robert Morris and Loyola (Ill.) also will come to town during that three-game home swing.

THE FRALICK ERA BEGINS ...

For the BGSU women's basketball program, Tuesday night's game marks the opening contest of the **Robyn Fralick** Era. Fralick enters her first season with the Falcons after a wildly-successful 10-year stint at Ashland. She spent the first seven of those years on the staff of coaching legend Sue Ramsey, then assumed the head-coaching job.

During her three years as head coach, Fralick compiled an eye-popping record of 104-3. The Eagles won the NCAA Division II national championship in 2017 and returned to the national championship game in '17-18 before falling. That loss snapped a 73-game winning streak, the fifth-longest streak in men's or women's college basketball history, at any level.

Fralick was named BGSU head coach on April 3, 2018, and her introductory press conference was held the following afternoon.

... IN HER HOMETOWN!

Robyn Fralick begins her BGSU tenure with a game in – well, very near – her hometown. A native of Okemos, Mich., the former Robyn Flewelling had a decorated career at Okemos High School. She earned second team all-state honors on the hardwood as a junior, and was named to the All-Michigan Fifth Team as a senior.

A three-time all-league selection, she was voted one of the top 100 players in Michigan her final two season, and also was named all-league in soccer as well as honorable mention all-league in softball.

Fralick was inducted into the OHS Athletic Hall of Fame in October of 2017.

EARLY BIRDS

The Michigan State game – on Nov. 6 – marks the earliest regular-season opener in BGSU women's basketball history. Prior to 2018-19, the earliest the Falcons had ever kicked off the regular-season schedule was five years ago, when BG also left home to face a Big Ten Conference opponent.

In that game – on Nov. 8, 2013 – the Falcons headed to New Rochelle, N.Y., and came away with a 63-52 win over Michigan in the opening game of a tournament hosted by Iona. BG went on to top the host school the next day, successfully beginning a 2013-14 campaign that would see the Falcons win a total of 30 games.

BG AT THE BRESLIN

The Falcons were one of the first teams to play at MSU's Breslin Student Events Center. BGSU defeated the Spartans, 63-61, on Dec. 21, 1989. It was Michigan State's fourth-ever game, and second-ever loss, in the building.

MAC STANDINGS

(final 2017-18 standings)

East Division (Overall)	MAC
Buffalo (29-6)	16-2
Miami (21-11)	12-6
Ohio (16-15)	9-9
Kent State (13-19)	5-13
Bowling Green (11-19)	3-15
Akron (9-21)	3-15

West Division (Overall)	MAC
Central Michigan (30-5)	17-1
Ball State (25-7)	13-5
Western Michigan (18-15)	9-9
Toledo (18-15)	8-10
Northern Illinois (15-15)	7-11
Eastern Michigan (11-20)	6-12

MAC SCHEDULE/RESULTS

Tuesday, November 6

Bowling Green at Michigan State

Wednesday, November 7

Purdue at Ball State

Thursday, November 8

Oakland at Central Michigan

Yale at Northern Illinois

Purdue Fort Wayne at Western Michigan

Friday, November 9

Cleveland State at Eastern Michigan

Kent State at North Carolina

Miami at Canisius

Saturday, November 10

Toledo at Maine

Sunday, November 11

UNC Wilmington at Ohio

Kent State at North Carolina State

Cleveland State at Ball State

Buffalo at Maryland Eastern Shore

Northern Illinois vs. TBA (WNIT 2nd Rd.)

New Mexico State at Western Michigan

Monday, November 12

South Dakota State at Central Michigan

Tuesday, November 13

Marshall at Bowling Green

Niagara at Buffalo

Eastern Kentucky at Miami

Northern Illinois vs. TBA (WNIT Semifinals)

Akron at North Carolina A&T

Wednesday, November 14

Iona at Toledo



BGSU VS. MICHIGAN STATE

Series	MSU leads, 8-4
BGSU record at home (at Stroh)	2-3 (0-0)
BGSU record on road	2-4
BGSU record at neutral site	0-1
Streak	MSU - 2
First Meeting	L, 78-80 (Dec. 22, 1985)
Last Meeting	L, 62-72 (Mar. 20, 2010)
Last BGSU win	91-73 (Dec. 6, 1997)
Last MSU win	62-72 (Mar. 20, 2010)
Largest BGSU win	18, 91-73 (Dec. 6, 1997)
Largest MSU win	28, 52-80 (Dec. 4, 1996)

THE BGSU-MSU SERIES

(MSU leads, 8-4)

12/22/85	at Michigan State 80, BGSU 78
12/23/86	Michigan State 91, at BGSU 68
12/30/87	BGSU 69, at Michigan State 52
12/10/88	Michigan State 64, at BGSU 58
12/21/89	BGSU 63, at Michigan State 61
12/11/90	Michigan State 78, at BGSU 66
12/30/91	at Michigan State 71, BGSU 63
12/8/93	at BGSU 65, Michigan State 64
12/4/96	at Michigan State 80, BGSU 52
12/6/97	at BGSU 91, Michigan State 73
3/22/08	at Michigan State 74, BGSU 66 \$
3/20/10	Michigan State 72, BGSU 62 !

\$ WNIT Second Round

! NCAA Champ's First Rd. (Louisville, KY)

LONGEST WINNING STREAKS; NCAA BASKETBALL HISTORY

Team	Div.	Wins
Connecticut women	I	111 (2014-17)
Connecticut women	I	90 (2008-11)
UCLA men	I	88 (1971-74)
Wash.-St. Louis women	III	81 (1998-'01)
ASHLAND WOMEN	II	73 (2016-18)
Connecticut women	I	70 (2001-03)

source: Ashland Sports Info. dept.

🏆 BGSU has a 1-3 record against MSU in the Breslin Center, but the Falcons have an overall mark of 3-3 at the venue. Two of the biggest victories in program history came in March of 2007 at Breslin.

🏆 On March 18 of that year, the Falcons rallied from a double-digit deficit to post a 70-66 win over Oklahoma State in the first round of the NCAA Championships. Two days later, #20/19 BGSU defeated #7/8 Vanderbilt – the No. 2 seed in the Greensboro Regional – by a 59-56 count to become the first-ever Mid-American Conference women's basketball program to advance to the Round of 16.

🏆 That 2006-07 team won a total of 31 games – still a school and MAC record – and was the only program in conference history to advance to the "Sweet Sixteen" until last March, when both Buffalo and Central Michigan turned the trick.

FOLLOW THE FALCONS

🏆 If you can't make it to the arena on game day, there are multiple ways to follow the Falcons. Tuesday's Michigan State game will be streamed via BTN (Big Ten Network) Plus, and fans can also follow along with live stats and Twitter updates. All links will be available via BGSUFalcons.com.

🏆 All of BGSU's home games, and many road contests, will have audio broadcasts, courtesy of the Bowling Green Radio Sports Organization (BGRSO). And, every BGSU home game this season will have a free live stream, with all but one home contest in 2018-19 aired via ESPN3 or ESPN+. Additionally, all of BG's conference road games are scheduled to be streamed via ESPN3 or ESPN+.

🏆 Live stats are also available for all games, and in-game Twitter updates for every BGSU game can be found at @BGSUwbb.

🏆 To follow the Falcons, simply log on to BGSUFalcons.com and click the 'calendar' link on the day of the game, or navigate your way to the women's basketball page. Any and all available links to ticket info. and game coverage will be available there.

AND SPEAKING OF ESPN+ ...

🏆 ESPN+ is the premium multi-sport, direct-to-consumer video service from The Walt Disney Company's Direct-to-Consumer and International (DTCI) segment in conjunction with ESPN. It offers fans thousands of additional live events, on-demand content and original programming not available on ESPN's linear TV or digital networks.

🏆 Fans subscribe to ESPN+ for just \$4.99 a month (or \$49.99 per year) through the ESPN App or ESPN.com. The ESPN App also provides fans separate access to all of ESPN's "TV Everywhere" streaming of its linear television networks (ESPN, ESPN2, ESPNU, etc.) and ESPN3 to fans with a pay TV subscription. ESPN+ and ESPN's authenticated streaming is also available on ESPN.com, and fans can watch anywhere – mobile, desktop and TV-connected devices such as Apple TV, Roku, Fire TV, Android TV, and Chromecast.

🏆 Fans who have any questions about the new ESPN App or ESPN+, may contact ESPN customer care:

- Online: support.espn.com
- Phone: 1-888-549-ESPN
- ESPN App: Live Chat Feature
- ESPN Customer Support Available: 9am to 1am ET, 7 days a week



FALCONS PICKED TO FINISH FIFTH IN MAC EAST

The Falcons were picked to finish fifth in the MAC's East Division in the 2017-18 season, according to the league's preseason coaches poll. Buffalo and Central Michigan were predicted to win the East and West divisions, respectively.

EAST DIVISION

- 1 - Buffalo (4 first-place votes) – 62 pts.
- 2 - Miami (5) – 61
- 3 - Ohio (3) – 57
- 4 - Kent State – 28
- 5 - Bowling Green – 27
- 6 - Akron – 17

WEST DIVISION

- 1 - Central Michigan (12) – 70
- 2 - Toledo – 52
- 3 - Eastern Michigan – 41
- 4 - Northern Illinois – 38
- 5 - Ball State – 34
- 6 - Western Michigan – 15

PREDICTED REG.-SEASON CHAMPION (votes received): CMU 9; Miami 2; Ohio 1.

PREDICTED MAC TOURNAMENT CHAMPION: CMU 8; UB 3; NIU 1.

THE FALCONS: A QUICK OVERVIEW

BGSU returns a total of 10 letterwinners, including three starters, from last year's team that finished with an 11-19 overall record and a 3-15 mark in Mid-American Conference play. BG went 6-8 at the Stroh Center, 4-11 in road games and 1-0 in neutral-site contests a year ago.

Head coach **Robyn Fralick** begins her first season on the BGSU bench. Her staff includes associate head coach **Kim Cameron**, assistant coach/recruiting coordinator **Karmen Graham**, assistant coach **Joel Whymer**, director of operations **Monique Rosati** and video coordinator **Amanda Cutcher**.

The 2018-19 roster includes two seniors, three juniors, two redshirt sophomores, four true sophs and four freshmen. **Maddie Cole** and **Sydney Lambert** comprise the senior class.

Andrea Cecil, **Caterriion Thompson** and **Jane Uecker** each enter their junior season, while **Alyssa Dean** and **Clare Glowniak** are the redshirt sophs. Dean, a transfer from Memphis, will be eligible following the conclusion of the fall semester.

The sophomore class includes **Terri Battle**, **Madisen Parker**, **Angela Perry** and **Sierra Thompson**.

Lambert is the Falcons' top returning scorer, having averaged 9.9 points per game last winter. She also leads the returnees in assists (1.9 apg) and steals (1.5 spg), and ranks second in rebounding (3.6 rpg) among that group. The guard averaged 32.1 minutes per contest and hit a team-leading 60 three-point field goals in 2017-18.

Cecil averaged 8.8 points and 5.0 boards last year, while Caterriion Thompson had 6.3 ppg and knocked down 34 three-pointers. Cecil is the top returning rebounder, while Thompson led the Falcons in three-point accuracy (41.5%) a year ago.

Lambert started all 30 contests last year, while Cecil and Uecker made 24 and 13 starts, respectively. Perry started nine games, Glowniak eight and Caterriion Thompson six.

The freshman class includes **Molly Dever**, **Kadie Hempfling**, **Morgan McMillen** and **Sydney Palermo**.

BGSU CAREER RECORDS-THREE-POINT FG MADE

Player	GP	3's
1. Lauren Prochaska (2007-11)	135	310
2. Tracy Pontius (2007-11)	135	235
3. Liz Honegger (2003-07)	128	216
4. SYDNEY LAMBERT	89	187
5. Chrissy Steffen (2009-13)	130	184
6. Sara Puthoff (1994-98)	111	173
7. Francine Miller ('98-2003)	110	171
8. Carin Horne (2003-07)	126	170
9. Kim Griech (1999-2003)	112	168
10. Angie Farmer (1997-2001)	90	160
11. Stefanie Wenzel (2000-04)	103	143
12. Jillian Halfhill (2010-14)	119	127
13. Lindsey Goldsberry (2005-09)	132	123
14. Haley Puk (2014-18)	116	121
15. Rachel Myers (2014-18)	108	118
16. Jasmine Matthews (2011-15)	94	117
17. Miriam Justinger (2012-16)	126	114
18. Susie Cassell (1990-94)	117	107

...		
TA CATERRIION THOMPSON	59	49
TA ANDREA CECIL	61	43

TA - top active players not on list

BGSU DOUBLE-DOUBLES IN 2017-18

CARLY SANTORO (11)

Eastern Kentucky (Nov. 10)	30p-10r
Detroit Mercy (Nov. 13)	11p-13r
Robert Morris (Nov. 16)	10p-10r
Norfolk State (Nov. 24)	16p-12r
FAU (Nov. 25)	16p-17r
Valparaiso (Nov. 28)	29p-13r
Cincinnati (Dec. 21)	15p-10r
Western Michigan (Dec. 30)	14p-11r
Eastern Michigan (Jan. 3)	12p-13r
Ball State (Jan. 6)	17p-11r
Northern Illinois (Feb. 10)	12p-10r

ANDREA CECIL (1)

Ferris State (Dec. 18)	26p-10r
------------------------	---------



**FALCON FACTS***(2017-18 / Career totals)***GAMES STARTED**

Sydney Lambert	30 / 89
Haley Puk	30 / 72
Carly Santoro	30 / 61
Rachel Myers	0 / 53
Andrea Cecil	24 / 24
Jane Uecker	13 / 13
Angela Perry	9 / 9
Clare Glowniak	8 / 9
Caterrion Thompson	6 / 6

DOUBLE-DIGIT SCORING GAMES

Carly Santoro	21 / 44
Sydney Lambert	16 / 44
Rachel Myers	1 / 24
Haley Puk	9 / 21
Andrea Cecil	12 / 15
Caterrion Thompson	7 / 11
Jane Uecker	4 / 4
Sierra Thompson	1 / 1
Kennedy Williams	1 / 1
Clare Glowniak	0 / 1

20-POINT GAMES

Carly Santoro	3 / 7
Sydney Lambert	2 / 5
Andrea Cecil	3 / 3
Rachel Myers	0 / 2
Haley Puk	1 / 1
Caterrion Thompson	1 / 1

30-POINT GAMES

Carly Santoro	1 / 2
---------------	-------

DOUBLE-DIGIT REBOUNDS

Carly Santoro	12 / 19
Andrea Cecil	1 / 1

DOUBLE-DOUBLES

Carly Santoro	11 / 16
Andrea Cecil	1 / 1

SYD-THREE LAMBERT

As last season wound down, **Sydney Lambert** rapidly moved up the BGSU list for career three-point field goals made. Entering her senior season, Lambert has hit 187 long-distance shots in her career, and is ranked fourth in school history.

Lambert's next target on that list is third-place Liz Honegger (216 from 2003-07). Lambert is on pace to finish her career ranked second all-time in three-pointers made at BGSU.

THREE-MARKABLE

Through the years, BGSU rosters typically have been stocked with players who can score from three-point range. Last year, for the third-straight season, a total of 12 different Falcons hit at least one three-pointer.

THREE-MENDOUS

Three years ago, the Falcons made at least four three-point field goals in all 28 contests. Two seasons ago, BGSU connected at least four times in 27 of the 31 games, and last year, the Falcons made four or more treys in 27 of the 30 games.

THREE-LIGHTFUL

In fact, BG has knocked down four or more three-pointers in 114 of the last 122 games, dating to late in the 2013-14 season.

THREE-POSTEROUS

BGSU will be looking to extend a mucho-impressive streak in the MSU game. The Falcons have hit at least one three-pointer in each of the last 430 games. BG has not been held without a triple in over 13 years – since Feb. 12, 2005, at Akron, when the Falcons won, 61-52, despite going 0-of-13 from long distance.

SYD'S STARTING STREAK

Senior **Sydney Lambert** has been a constant in the lineup for the Falcons. The guard has started all 89 of BGSU's games since she arrived on campus. She is 12 starts away from moving into the top-10 on the BG career list, and if she starts 26 contests in 2018-19, Lambert will end her career in the top-five on that chart.

Lambert leads all active Falcons in multiple categories, including double-digit scoring games and 20-point contests. She has 44 career games with 10 or more points, including five games with 20 points or more.

Lambert also paces all current Falcons with 879 career points. She is averaging 9.9 points per game since coming to BG.

FALCONS VS. THE MAC

The Falcons own the best record in MAC history. Entering the 2018-19 season, BGSU has an all-time record of 405-210 (.659) in MAC regular-season games, for the most wins and highest winning percentage of all league institutions.

And, BG leads the series with all 11 MAC foes, making the Falcons the only team in the league with a winning series record against every other school. BG also has the most overall victories and highest overall winning pct. of any league institution.



A QUICK LOOK AT MSU

Michigan State defeated Hillsdale, 88-59, in exhibition play on Thursday night (Nov. 1). Jenna Allen had 23 points and 10 rebounds, while Shay Colley (15 points, 10 rebounds) also had a double-double, and freshman Nia Clouden flirted with a triple-double. Clouden had 13 points, seven rebounds and nine assists.

The Spartans finished last season with an overall record of 19-14 and a Big Ten Conference mark of 7-9. MSU advanced to the third round of the 2018 WNIT.

MSU returns four of the top-five scorers from last season, including Colley (12.4 ppg), a redshirt junior; junior Taryn McCutcheon (10.2 ppg), Allen (9.9 ppg), a senior; and sophomore Sidney Cooks (9.5 ppg). McCutcheon also averaged 5.2 assists per game a year ago.

Head coach Suzy Merchant enters her 12th season with the Spartans, after spending nearly a decade in the MAC as the head coach at Eastern Michigan (1998-2007). Spartan assistant coach Maria Fantanarosa also is no stranger to the MAC, as she was head coach at Miami from 1998-2013.

Colley was named to the Preseason All-Big Ten Team by the league's coaches.

THE SERIES

The Falcons trail Michigan State, 8-4, in the all-time series, and MSU has won the last two meetings. Tuesday's matchup marks the teams' first regular-season meeting in 21 years. The last two BGSU-MSU matchups came in national postseason play, as the Spartans posted a 74-66 win in the 2008 WNIT at the Breslin Center and a 72-62 victory two years later (March 20, 2010) in the first round of the NCAA Championships in Louisville, Ky. The last regular-season meeting was a 91-73 BGSU victory at Anderson Arena on Dec. 6, 1997. The Falcons are 2-3 at home, 2-4 on the road and 0-1 at neutral sites vs. the Spartans through the years.

UP NEXT

Following the MSU matchup, the Falcons will return home for the next three games. BGSU will open the home portion of the schedule on Tuesday, Nov. 13, when Marshall comes to the Stroh Center. Tipoff is scheduled for 7:00 p.m.

Then, the Brown and Orange will face Robert Morris (Sat., Nov. 17) and Loyola Chicago (Tue., Nov. 20) to complete a stretch of three home games in eight days. The latter contest is the Falcons' annual School Day game, and will begin at 11:00 a.m.

The Falcons will spend the Thanksgiving holiday in Conway, S.C., playing a pair of games in the Coastal Carolina Tournament. BG will meet the host school (Nov. 23) as well as Mercer (Nov. 25) in that tourney.

BGSU WOMEN'S BASKETBALL

BGSU'S OVERTIME GAMES

DATE	OPPONENT	RESULT
2/13/80	at Cleveland State	W 71-64
12/17/80	at Saginaw Valley St.	W 81-71
1/3/81	NORTHERN ILLINOIS	W 92-87
1/23/82	WESTERN MICHIGAN	L 93-95
1/30/82	CLEVELAND STATE	L 77-82
3/1/82	DAYTON	W 77-71
2/16/83	at Kent State	W 70-69
2/26/83	OHIO (2OT)	L 80-81
2/15/84	WESTERN MICH.	L 66-67
12/12/87	at Washington State	W 83-73
12/20/87	at Akron (2OT)	W 80-78
11/25/88	at Loyola (Ill.)	W 93-92
2/18/90	YOUNGSTOWN STATE	L 76-79
1/22/92	at Toledo	L 82-83
2/19/92	TOLEDO	L 83-87
3/13/92	vs. Kent (2OT) &	L 103-106
12/20/92	vs. Marquette (2OT) %	W 105-103
1/21/95	TOLEDO	L 96-104
1/25/95	at Ball State (2OT)	W 81-74
2/24/96	AKRON	W 77-73
3/5/96	at Ohio \$	L 77-82
3/4/97	BALL STATE \$	W 81-76
2/5/98	at Northern Illinois	W 94-87
2/11/98	at Akron	W 93-91
1/6/99	at Ball State (4OT)	W 106-105
2/20/99	EASTERN MICHIGAN	W 98-93
1/27/01	BUFFALO	L 74-77
12/4/01	at Butler	L 73-78
2/5/02	OHIO	L 69-78
2/18/04	NORTHERN ILL. (4OT)	L 97-102
2/29/04	at Ball State	W 84-79
12/18/04	at Saint Francis (Pa.)	W 80-74
1/15/05	at Toledo	W 69-66
1/2/06	at Kentucky	L 62-66
11/13/06	at Notre Dame	L 81-85
12/5/07	NOTRE DAME	L 84-86
3/14/08	vs. Ohio (2OT) ^	L 66-68
1/31/09	at Northern Illinois	W 76-70
2/7/09	at Western Michigan	W 79-77
2/25/09	at Buffalo	W 89-82
1/28/12	at Central Michigan	W 77-72
1/18/14	at Central Michigan	L 79-82
11/28/15	vs. Jacksonville !	W 72-69
11/27/16	vs. Saint Peter's +	W 73-68
1/14/17	CENTRAL MICHIGAN	L 65-76
1/25/17	at Eastern Michigan	L 74-81
11/16/17	at Robert Morris	W 64-62

& MAC Tournament SF (Detroit, Mich.)

% at West Lafayette, Ind.

\$ MAC Tournament QF

^ MAC Tournament SF (Cleveland, Ohio)

! at Wilmington, N.C.

+ at Springfield, Mass.

OVERTIME RECORD	26-21
HOME (STROH)	5-12 (0-1)
AWAY	18-7
NEUTRAL	3-2
SINGLE-OT GAMES	22-17
DOUBLE-OT GAMES	3-3
QUADRUPLE-OT GAMES	1-1



HEAD COACH ROBYN FRALICK

THE FRALICK FILE

NAME	Robyn Fralick
DATE HIRED AT BGSU	April 3, 2018
HOMETOWN	Okemos, Mich.
COLLEGE	Davidson, 2004
RECORD AT BGSU	0-0 (First Season)
CAREER RECORD	104-3 (Fourth Season)

ROBYN FRALICK – YEAR BY YEAR
AT ASHLAND

Season	Overall	GLIAC
2008-09 ^	17-11	13-9
2009-10 ^	14-14	10-12
2010-11 ^	19-10	12-7
2011-12 %	33-2	19-0

National Runner-Up

2012-13 %	37-1	21-1
-----------	------	------

National Champion

2013-14 %	18-9	16-6
2014-15 %	25-9	17-5
2015-16 *	31-2	21-1
2016-17 *	37-0	20-0

National Champion

2017-18 *	36-1	20-0
-----------	------	------

National Runner-Up

^ Assistant Coach

% Associate Head Coach

* Head Coach

AU TOTALS

10 Seasons	267-59	169-41
	.819 overall;	.805 GLIAC

AU HEAD-COACHING TOTALS

3 Seasons	104-3	61-1
	.972 overall;	.984 GLIAC

Robyn Fralick, the architect of the two greatest offensive seasons in NCAA Division II women's basketball history, enters her first year as head coach of the BGSU women's basketball team. Director of Athletics Bob Moosbrugger announced Fralick's hiring on April 3, 2018, and her introductory press conference was held the following afternoon.

Fralick came to Bowling Green after 10 seasons at Ashland University, the last three as head coach.

Fralick enters the 2018-19 season with a head-coaching record of 104-3, for an incredible winning percentage of .972. The Eagles won the NCAA Division II National Championship in 2016-17 before returning to the national championship game and earning a runner-up finish in '17-18.

Heading into the '18-19 season, Fralick's winning percentage is the best in NCAA history at any level (minimum of 100 games coached).

Among a plethora of other awards, Fralick was named the 2018 United States Marine Corps/WBCA NCAA Division II National Coach of the Year.

Fralick and the Eagles advanced to the NCAA Division II national championship game four times between 2012 and 2018, with national championships in both 2013 and '17, and runner-up finishes in 2012 and '18. AU won 73 consecutive games, the longest streak in NCAA Division II history, before a loss in the 2018 national title game.

Ashland finished the 2017-18 season with a 36-1 record. The Eagles scored 3,644 points, the highest single-season total in the history of NCAA women's basketball, regardless of division. The Eagles posted a perfect 20-0 record in the Great Lakes Intercollegiate Athletic Conference (GLIAC) for the second-straight season, and Fralick was named GLIAC Coach of the Year.

The success of the 2017-18 season came on the heels of a 2016-17 campaign that was one of the most impressive in women's basketball history. The '16-17 season saw Fralick guide Ashland to the first 37-0 record in the history of Division II women's basketball, and the program's second national championship. Ashland scored the most points in a season in D-II women's hoops history at 3,456, a record broken by the 2017-18 Eagles.

After the season, Fralick was named Coach of the Year by the WBCA, the NCAA Division II Basketball Bulletin, Great Lakes Intercollegiate Athletic Conference and the Columbus Dispatch for the state of Ohio.

In 2015-16, Fralick's first year at the helm, Ashland went 31-2, hosted the NCAA Division II Midwest Regional tournament, and won the GLIAC Tournament, GLIAC regular season and GLIAC

South Division championships. AU finished the season ranked No. 7 in the USA TODAY Sports Division II Top 25 coaches' poll.

Fralick earned both GLIAC and Columbus Dispatch Ohio Women's Basketball Coach of the Year honors for her efforts as a rookie head coach.

Fralick was an assistant coach during her first three seasons with the Eagles, and was the program's associate head coach from 2011-12 to 2014-15. During her time as associate head coach, the Eagles were 113-21 (.843).

The 2011-12 campaign saw the Eagles go undefeated in GLIAC regular-season play and win the GLIAC tournament. AU hosted the Midwest Regional and went on to finish as the Division II runner-up with a final record of 33-2.

The 2012-13 season was an historic one, as the Eagles again won GLIAC regular-season and tourney titles. AU hosted and won the Midwest Regional tournament and won the first national championship in school history, finishing the season at 37-1.

Before heading to Ashland, Fralick was an assistant coach at the University of Toledo during the 2007-08 season. She served as the director of basketball operations at Western Michigan University from 2005-07, and was an assistant coach at Appalachian State University during the 2004-05 campaign.

Fralick enjoyed a stellar playing career at Davidson College (2000-04). When she left the program, she was fourth in career assists, eighth in career steals and 12th in career free throw percentage. Fralick played in 114 games and started 64 contests for the Wildcats.

Fralick is a 2004 graduate of Davidson, having earned her undergraduate degree in psychology with a minor in religion. She earned her master's degree in counselor education from Western Michigan in 2007.

A native of Okemos, Mich., the former Robyn Flewelling had a decorated career at Okemos High School. She earned second team all-state honors on the hardwood as a junior, and was named to the All-Michigan Fifth Team as a senior. A three-time all-league selection, she was voted one of the top 100 players in Michigan her final two seasons and was named team MVP for the 1999-2000 campaign. In addition to her basketball honors, she was named all-league in soccer as well as honorable mention all-league in softball.

Fralick was inducted into the OHS Athletic Hall of Fame in October of 2017.

Fralick and her husband, Tim, have a son, William, and a daughter, Clara.





BOWLING GREEN – 2017-18 COMBINED STATISTICS – FINAL

RECORD:	OVERALL	HOME	AWAY	NEUTRAL
ALL GAMES.....	(11-19)	(6-8)	(4-11)	(1-0)
CONFERENCE.....	(3-15)	(2-7)	(1-8)	(0-0)
NON-CONFERENCE.....	(8-4)	(4-1)	(3-3)	(1-0)

##	Player	GP-GS	Min--Avg	---TOTAL---		---3-PTS---		FT-FTA	Pct	---REBOUNDS---				PF	FO	A	TO	Blk	Stl	Pts	Avg
				FG-FGA	Pct	3FG-FGA	Pct			Off	Def	Tot	Avg								
14	SANTORO, Carly.....	30-30	951 31.7	120-309	.388	24-95	.253	120-180	.667	74	186	260	8.7	63	0	48	82	4	45	384	12.8
13	LAMBERT, Sydney....	30-30	962 32.1	98-324	.302	60-199	.302	40-51	.784	21	87	108	3.6	55	0	57	70	2	46	296	9.9
03	CECIL, Andrea.....	30-24	763 25.4	90-229	.393	24-73	.329	60-77	.779	39	111	150	5.0	102	5	34	71	14	24	264	8.8
33	PUK, Haley.....	30-30	727 24.2	77-214	.360	44-126	.349	55-66	.833	16	55	71	2.4	67	3	48	54	12	30	253	8.4
23	THOMPSON, Catterion	29-6	563 19.4	66-177	.373	34-82	.415	17-28	.607	13	41	54	1.9	42	1	23	29	3	19	183	6.3
24	UECKER, Jane.....	30-13	514 17.1	55-128	.430	4-24	.167	14-22	.636	32	61	93	3.1	41	1	17	22	16	11	128	4.3
55	PERRY, Angela.....	18-9	281 15.6	32-82	.390	2-8	.250	9-15	.600	18	38	56	3.1	32	0	7	19	19	4	75	4.2
01	WILLIAMS, Kennedy..	29-0	242 8.3	31-81	.383	19-53	.358	9-18	.500	4	16	20	0.7	28	0	10	18	0	9	90	3.1
42	THOMPSON, Sierra...	30-0	330 11.0	23-63	.365	0-8	.000	25-33	.758	25	52	77	2.6	46	1	10	24	5	5	71	2.4
11	MYERS, Rachel.....	19-0	127 6.7	11-28	.393	6-15	.400	12-13	.923	1	10	11	0.6	5	0	4	10	0	1	40	2.1
40	GLOWNIAK, Clare....	25-8	234 9.4	22-61	.361	1-4	.250	4-7	.571	20	21	41	1.6	57	3	11	34	6	4	49	2.0
44	COLE, Maddie.....	15-0	82 5.5	11-20	.550	2-3	.667	5-9	.556	6	8	14	0.9	18	0	4	8	0	4	29	1.9
04	PARKER, Madisen....	26-0	149 5.7	14-40	.350	6-27	.222	4-5	.800	3	7	10	0.4	7	0	3	7	0	1	38	1.5
25	BATTLE, Terri.....	19-0	100 5.3	4-13	.308	0-0	.000	0-0	.000	6	16	22	1.2	17	0	1	9	6	6	8	0.4
	TEAM.....									68	68	136	4.5	1		12				0	
	Total.....	30	6025	654-1769	.370	226-717	.315	374-524	.714	346	777	1123	37.4	581	14	277	469	87	209	1908	63.6
	Opponents.....	30	6025	755-1782	.424	219-619	.354	414-582	.711	331	841	1172	39.1	522	10	414	428	116	227	2143	71.4

TEAM STATISTICS			BGSU	OPP	DATE	OPPONENT	W/L	SCORE	ATTEND
SCORING.....			1908	2143	11/10/17	EASTERN KENTUCKY	W	77-60	937
Points per game.....			63.6	71.4	11/13/17	at Detroit Mercy	W	85-81	4127
Scoring margin.....			-7.8	-	11/16/17	at Robert Morris	W OT	64-62	529
FIELD GOALS-ATT.....			654-1769	755-1782	11/19/17	CANISIUS	L	57-71	1277
Field goal pct.....			.370	.424	11/24/17	vs Norfolk State	W	59-50	629
3 POINT FG-ATT.....			226-717	219-619	11/25/17	at FAU	W	66-55	583
3-point FG pct.....			.315	.354	11/28/17	VALPARAISO	W	90-77	1389
3-pt FG made per game.			7.5	7.3	12/06/17	XAVIER	W	63-53	4130
FREE THROWS-ATT.....			374-524	414-582	12/09/17	at South Dakota State	L	44-76	1771
Free throw pct.....			.714	.711	12/18/17	FERRIS STATE	W	82-73	1107
F-Throws made per game			12.5	13.8	12/21/17	at Cincinnati	L	51-75	504
REBOUNDS.....			1123	1172	12/30/17	at Western Michigan	L	58-67	782
Rebounds per game.....			37.4	39.1	01/03/18	EASTERN MICHIGAN	L	52-54	1152
Rebounding margin.....			-1.6	-	01/06/18	BALL STATE	L	73-84	1478
ASSISTS.....			277	414	01/10/18	at Central Michigan	L	54-90	1494
Assists per game.....			9.2	13.8	01/13/18	at Akron	W	66-64	544
TURNOVERS.....			469	428	01/17/18	KENT STATE	W	60-50	1268
Turnovers per game....			15.6	14.3	01/20/18	OHIO	L	63-70	3103
Turnover margin.....			-1.4	-	01/24/18	at Ball State	L	41-82	1077
Assist/turnover ratio.			0.6	1.0	01/27/18	TOLEDO	L	67-77	2103
STEALS.....			209	227	01/31/18	at Kent State	L	57-81	490
Steals per game.....			7.0	7.6	02/03/18	MIAMI	L	62-66	3540
BLOCKS.....			87	116	02/07/18	WESTERN MICHIGAN	L	67-81	1013
Blocks per game.....			2.9	3.9	02/10/18	at Northern Illinois	L	68-73	557
ATTENDANCE.....			24761	23775	02/17/18	at Ohio	L	58-69	6872
Home games-Avg/Game...			14-1769	15-1543	02/21/18	BUFFALO	L	67-88	1060
Neutral site-Avg/Game.			-	1-629	02/24/18	at Miami	L	64-92	589
					02/28/18	AKRON	W	84-63	1204
SCORE BY PERIODS			1st	2nd	3rd	4th	OT	Total	
			473	475	458	492	10	-	1908
Bowling Green..			521	499	545	570	8	-	2143
Opponents.....									

* = Conference game
% = FAU Thanksgiving Ty. (Boca Raton, Fla.)
! = MAC Tournament First Round



BOWLING GREEN – 2017-18 SCHEDULE/RESULTS & LEADERS – FINAL

RECORD:	OVERALL	HOME	AWAY	NEUTRAL
ALL GAMES.....	(11-19)	(6-8)	(4-11)	(1-0)
CONFERENCE.....	(3-15)	(2-7)	(1-8)	(0-0)
NON-CONFERENCE.....	(8-4)	(4-1)	(3-3)	(1-0)

DATE	TIME	OPPONENT	SCORE	ATTEND	HIGH POINTS	HIGH REBOUNDS
11/10/17	5:30 pm	EASTERN KENTUCKY	W 77-60	937	(30)SANTORO, Carly	(10)SANTORO, Carly
11/13/17	11:00 am	at Detroit Mercy	W 85-81	4127	(20)CECIL, Andrea	(13)SANTORO, Carly
11/16/17	10:05 am	at Robert Morris	Wot 64-62	529	(26)PUK, Haley	(10)SANTORO, Carly
11/19/17	2:00 pm	CANISIUS	57-71 L	1277	(12)LAMBERT, Sydney	(8)UECKER, Jane
						(8)SANTORO, Carly
11/24/17	2:30 pm	% vs Norfolk State	W 59-50	629	(16)SANTORO, Carly	(12)SANTORO, Carly
11/25/17	2:30 pm	% at FAU	W 66-55	583	(16)SANTORO, Carly	(17)SANTORO, Carly
11/28/17	7:00 pm	VALPARAISO	W 90-77	1389	(29)SANTORO, Carly	(13)SANTORO, Carly
12/06/17	11:00 am	XAVIER	W 63-53	4130	(19)THOMPSON, Cater.	(7)LAMBERT, Sydney
						(7)CECIL, Andrea
12/09/17	7:00 pm CT	at South Dakota St	44-76 L	1771	(7)CECIL, Andrea	(8)SANTORO, Carly
12/18/17	7:00 pm	FERRIS STATE	W 82-73	1107	(26)CECIL, Andrea	(10)CECIL, Andrea
12/21/17	7:00 pm	at Cincinnati	51-75 L	504	(16)CECIL, Andrea	(10)SANTORO, Carly
12/30/17	2:00 pm	* at Western Michigan	58-67 L	782	(14)SANTORO, Carly	(11)SANTORO, Carly
01/03/18	7:00 pm	* EASTERN MICHIGAN	52-54 L	1152	(18)THOMPSON, Cater.	(13)SANTORO, Carly
01/06/18	2:00 pm	* BALL STATE	73-84 L	1478	(21)THOMPSON, Cater.	(11)SANTORO, Carly
01/10/18	7:00 pm	* at Central Michigan	54-90 L	1494	(7)PUK, Haley	(6)SANTORO, Carly
					(7)CECIL, Andrea	
					(7)SANTORO, Carly	
01/13/18	4:53 pm	* at Akron	W 66-64	544	(19)SANTORO, Carly	(8)SANTORO, Carly
01/17/18	7:00 pm	* KENT STATE	W 60-50	1268	(13)LAMBERT, Sydney	(8)GLOWNIK, Clare
01/20/18	1:00 pm	* OHIO	63-70 L	3103	(14)PUK, Haley	(9)SANTORO, Carly
01/24/18	7:00 pm	* at Ball State	41-82 L	1077	(7)WILLIAMS, Kennedy	(6)PERRY, Angela
					(7)PARKER, Madisen	
01/27/18	2:00 pm	* TOLEDO	67-77 L	2103	(24)LAMBERT, Sydney	(8)SANTORO, Carly
01/31/18	7:00 pm	* at Kent State	57-81 L	490	(16)LAMBERT, Sydney	(13)SANTORO, Carly
02/03/18	1:00 pm	* MIAMI	62-66 L	3540	(14)SANTORO, Carly	(7)SANTORO, Carly
					(14)PUK, Haley	
					(14)THOMPSON, Caterion	
02/07/18	7:00 pm	* WESTERN MICHIGAN	67-81 L	1013	(16)SANTORO, Carly	(6)THOMPSON, Sierra
02/10/18	2:00 pm	* at Northern Illinois	68-73 L	557	(20)CECIL, Andrea	(10)SANTORO, Carly
02/17/18	1:00 pm	* at Ohio	58-69 L	6872	(16)SANTORO, Carly	(8)SANTORO, Carly
02/21/18	7:00 pm	* BUFFALO	67-88 L	1060	(10)CECIL, Andrea	(5)CECIL, Andrea
02/24/18	2:02 pm	* at Miami	64-92 L	589	(15)LAMBERT, Sydney	(8)CECIL, Andrea
02/28/18	7:00 pm	* AKRON	W 84-63	1204	(17)PUK, Haley	(7)PUK, Haley
						(7)SANTORO, Carly
03/03/18	2:00 pm	* at Buffalo	38-74 L	2681	(8)PERRY, Angela	(7)PERRY, Angela
					(8)CECIL, Andrea	
03/05/18	5:30 pm	! at Western Michigan	71-85 L	546	(22)SANTORO, Carly	(7)SANTORO, Carly

* = Conference game

% = FAU Thanksgiving Ty. (Boca Raton, Fla.)

! = MAC Tournament First Round

ATTENDANCE SUMMARY	GAMES	TOTALS	AVG/GAME
HOME.....	14	24761	1769
AWAY.....	15	23146	1543
NEUTRAL.....	1	629	629
TOTAL.....	30	48536	1618



BOWLING GREEN – 2017-18 COMBINED STATISTICS – MAC GAMES ONLY – FINAL

RECORD:	OVERALL	HOME	AWAY	NEUTRAL
ALL GAMES.....	(3-15)	(2-7)	(1-8)	(0-0)
CONFERENCE.....	(3-15)	(2-7)	(1-8)	(0-0)
NON-CONFERENCE.....	(0-0)	(0-0)	(0-0)	(0-0)

## Player	GP-GS	Min-Avg	—TOTAL—		—3-PTS—		FT-FTA	Pct	—REBOUNDS—				PF	FO	A	TO	Blk	Stl	Pts	Avg
			FG-FGA	Pct	3FG-FGA	Pct			Off	Def	Tot	Avg								
14 SANTORO, Carly.....	18-18	542 30.1	60-169	.355	11-46	.239	69-106	.651	33	106	139	7.7	39	0	22	56	2	26	200	11.1
13 LAMBERT, Sydney....	18-18	546 30.3	56-193	.290	35-122	.287	20-22	.909	9	46	55	3.1	33	0	31	41	2	25	167	9.3
23 THOMPSON, Caterion	17-6	414 24.4	49-128	.383	27-63	.429	12-20	.600	10	31	41	2.4	36	1	17	24	1	15	137	8.1
33 PUK, Haley.....	18-18	393 21.8	39-118	.331	23-63	.365	33-38	.868	15	28	43	2.4	40	2	28	32	10	16	134	7.4
03 CECIL, Andrea.....	18-12	399 22.2	36-111	.324	12-40	.300	27-35	.771	21	62	83	4.6	61	4	19	44	10	16	111	6.2
01 WILLIAMS, Kennedy..	17-0	176 10.4	25-63	.397	15-43	.349	7-14	.500	3	11	14	0.8	22	0	8	15	0	7	72	4.2
55 PERRY, Angela.....	17-8	258 15.2	30-75	.400	2-8	.250	7-13	.538	18	36	54	3.2	31	0	7	19	17	4	69	4.1
24 UECKER, Jane.....	18-2	229 12.7	27-57	.474	2-9	.222	10-15	.667	21	29	50	2.8	18	0	5	11	13	8	66	3.7
11 MYERS, Rachel.....	9-0	96 10.7	8-21	.381	4-11	.364	10-11	.909	1	9	10	1.1	3	0	3	7	0	1	30	3.3
44 COLE, Maddie.....	7-0	50 7.1	8-14	.571	2-3	.667	5-9	.556	6	5	11	1.6	12	0	2	5	0	3	23	3.3
40 GLOWNIAK, Clare....	18-8	199 11.1	20-55	.364	1-4	.250	4-7	.571	18	19	37	2.1	48	3	9	27	5	3	45	2.5
04 PARKER, Madisen....	14-0	95 6.8	8-26	.308	3-16	.188	3-4	.750	2	5	7	0.5	3	0	2	6	0	1	22	1.6
42 THOMPSON, Sierra...	18-0	149 8.3	7-24	.292	0-3	.000	5-6	.833	13	25	38	2.1	20	1	5	15	3	1	19	1.1
25 BATTLE, Terri.....	9-0	54 6.0	2-9	.222	0-0	.000	0-0	.000	3	8	11	1.2	11	0	0	7	4	0	4	0.4
TEAM.....									45	47	92	5.1	1		5				0	
Total.....	18	3600	375-1063	.353	137-431	.318	212-300	.707	218	467	685	38.1	378	11	158	314	67	126	1099	61.1
Opponents.....	18	3600	456-1079	.423	129-359	.359	284-390	.728	207	512	719	39.9	307	3	247	249	74	148	1325	73.6

TEAM STATISTICS	BGSU	OPP	DATE	OPPONENT	W/L	SCORE	ATTEND
SCORING.....	1099	1325	*12/30/17	at Western Michigan	L	58-67	782
Points per game.....	61.1	73.6	*01/03/18	EASTERN MICHIGAN	L	52-54	1152
Scoring margin.....	-12.6	-	*01/06/18	BALL STATE	L	73-84	1478
FIELD GOALS-ATT.....	375-1063	456-1079	*01/10/18	at Central Michigan	L	54-90	1494
Field goal pct.....	.353	.423	*01/13/18	at Akron	W	66-64	544
3 POINT FG-ATT.....	137-431	129-359	*01/17/18	KENT STATE	W	60-50	1268
3-point FG pct.....	.318	.359	*01/20/18	OHIO	L	63-70	3103
3-pt FG made per game.	7.6	7.2	*01/24/18	at Ball State	L	41-82	1077
FREE THROWS-ATT.....	212-300	284-390	*01/27/18	TOLEDO	L	67-77	2103
Free throw pct.....	.707	.728	*01/31/18	at Kent State	L	57-81	490
F-Throws made per game	11.8	15.8	*02/03/18	MIAMI	L	62-66	3540
REBOUNDS.....	685	719	*02/07/18	WESTERN MICHIGAN	L	67-81	1013
Rebounds per game....	38.1	39.9	*02/10/18	at Northern Illinois	L	68-73	557
Rebounding margin.....	-1.9	-	*02/17/18	at Ohio	L	58-69	6872
ASSISTS.....	158	247	*02/21/18	BUFFALO	L	67-88	1060
Assists per game.....	8.8	13.7	*02/24/18	at Miami	L	64-92	589
TURNOVERS.....	314	249	*02/28/18	AKRON	W	84-63	1204
Turnovers per game....	17.4	13.8	*03/03/18	at Buffalo	L	38-74	2681
Turnover margin.....	-3.6	-	* = Conference game				
Assist/turnover ratio.	0.5	1.0					
STEALS.....	126	148					
Steals per game.....	7.0	8.2					
BLOCKS.....	67	74					
Blocks per game.....	3.7	4.1					
ATTENDANCE.....	15921	15086					
Home games-Avg/Game...	9-1769	9-1676					
Neutral site-Avg/Game.	-	0-0					

SCORE BY PERIODS:	1st	2nd	3rd	4th	Total
Bowling Green.....	279	242	272	306	- 1099
Opponents.....	348	304	313	360	- 1325



STARTING EXPERIENCE

Player	14-15	15-16	16-17	17-18	Total
Lambert	-	28	31	30	89
Puk	11	7	24	30	72
Santoro	-	0	31	30	61
Myers	18	28	7	0	53
Cecil	-	-	0	24	24
Uecker	-	-	0	13	13
Perry	-	-	-	9	9
Glowniak	-	-	1	8	9
C.Thompson	-	-	0	6	6

GAMES LEADING BG IN...

SCORING

Player	14-15	15-16	16-17	17-18	Total
Santoro	-	2	13	11	26
Lambert	-	7	7	5	19
Cecil	-	-	2	8	10
Myers	5	3	0	0	8
Puk	1	1	1	5	8
C. Thompson	-	-	1	4	5
Parker	-	-	-	1	1
Perry	-	-	-	1	1
Williams	-	-	-	1	1
Glowniak	-	-	1	0	1

REBOUNDING

Player	14-15	15-16	16-17	17-18	Total
Santoro	-	1	13	22	36
Lambert	-	5	3	1	9
Cecil	-	-	1	4	5
Puk	2	1	0	1	4
Cole	-	0	3	0	3
Perry	-	-	-	2	2
Uecker	-	-	1	1	2
S. Thompson	-	-	-	1	1
Glowniak	-	-	0	1	1
C. Thompson	-	-	1	0	1
Myers	1	0	0	0	1

ASSISTS

Player	14-15	15-16	16-17	17-18	Total
Lambert	-	12	16	10	38
Puk	2	3	4	8	17
Santoro	-	0	4	9	13
Cecil	-	-	1	6	7
Myers	4	2	1	0	7
C. Thompson	-	-	1	2	3
Williams	-	-	-	3	3
Uecker	-	-	0	3	3
Glowniak	-	-	0	1	1

includes ties for team lead

2017-18 GAME-BY-GAME SPECIALTY STATISTICS

(BGSU listed first, then opponent)

Date	Opponent	Paint	Off T/O	2nd Ch.	Fast Break	Bench	Ties	Leads
Nov. 10	Eastern Ky.	32/28	30/ 6	14/ 8	13/ 4	13/32	3	4
Nov. 13	Detroit Mercy	28/24	17/ 9	12/11	5/11	17/21	8	5
Nov. 16	Robert Morris	16/28	10/19	13/ 4	0/ 0	10/ 9	6	5
Nov. 19	Canisius	22/28	8/16	17/ 3	2/ 4	14/11	2	5
Nov. 24	Norfolk State	30/26	24/ 7	14/ 8	4/ 2	11/ 2	0	7
Nov. 25	FAU	28/22	8/13	10/11	2/ 0	16/ 7	5	5
Nov. 28	Valparaiso	36/20	19/13	19/17	10/ 8	19/21	1	3
Dec. 6	Xavier	16/24	18/11	8/ 7	13/ 8	19/30	0	3
Dec. 9	South Dakota St.	24/34	15/19	7/19	2/11	19/24	1	0
Dec. 18	Ferris State	28/30	17/13	11/10	16/ 9	2/ 7	3	1
Dec. 21	Cincinnati	24/30	14/15	12/ 8	5/ 9	6/18	0	5
Dec. 30	Western Mich.	24/20	9/26	13/14	2/ 2	18/18	1	2
Jan. 3	Eastern Mich.	18/24	20/14	3/11	10/ 8	21/ 2	3	6
Jan. 6	Ball State	16/36	19/25	14/ 7	8/16	31/21	1	5
Jan. 10	Central Mich.	28/36	9/24	4/16	0/ 6	27/19	1	2
Jan. 13	Akron	22/14	24/12	15/ 0	2/ 0	10/14	3	6
Jan. 17	Kent State	18/22	23/13	5/ 7	2/ 6	26/14	8	9
Jan. 20	Ohio	18/26	5/17	6/12	13/ 9	14/39	5	11
Jan. 24	Ball State	16/38	4/12	5/12	4/12	27/28	1	0
Jan. 27	Toledo	34/18	19/27	7/ 9	4/10	16/22	1	2
Jan. 31	Kent State	16/34	16/19	6/ 6	8/ 6	24/32	0	3
Feb. 3	Miami	24/18	2/20	5/17	3/ 2	4/14	13	11
Feb. 7	Western Mich.	24/34	10/17	15/25	5/ 6	20/ 7	2	1
Feb. 10	Northern Ill.	32/35	6/10	10/ 9	10/11	34/21	6	7
Feb. 17	Ohio	16/38	13/28	7/13	2/ 6	19/36	0	3
Feb. 21	Buffalo	20/44	17/18	14/17	5/ 7	34/27	2	1
Feb. 24	Miami	24/26	10/18	9/14	4/ 2	21/31	1	3
Feb. 28	Akron	28/22	18/24	6/ 5	14/11	37/35	0	0
Mar. 3	Buffalo	24/42	6/28	8/15	2/22	14/40	0	0
Mar. 5	Western Mich.	24/38	11/18	11/15	0/ 4	10/ 3	11	12

2017-18 GAME-BY-GAME LINEUPS

Date	Opponent	*	*	*	*	*	1st Sub(s) (Time)
Nov. 10	Eastern Ky.	Lambert	Santoro	Puk	Cecil	Uecker	C.Thompson (5:38)
Nov. 13	Detroit Mercy	Lambert	Santoro	Puk	Cecil	Uecker	Battle (6:32)
Nov. 16	Robert Morris	Lambert	Santoro	Puk	Cecil	Uecker	S.Thompson (2:10)
Nov. 19	Canisius	Lambert	Santoro	Puk	Cecil	Uecker	S.Thompson (6:07)
Nov. 24	Norfolk State	Lambert	Santoro	Puk	Cecil	Uecker	Glowniak/S.Thomp. (4:50)
Nov. 25	FAU	Lambert	Santoro	Puk	Cecil	Uecker	S.Thomp./Williams (0:45)
Nov. 28	Valparaiso	Lambert	Santoro	Puk	Cecil	Uecker	Will./S.Thomp./C.Thomp. (1:48)
Dec. 6	Xavier	Lambert	Santoro	Puk	Cecil	Uecker	C.Thomp./S.Thomp (1:40)
Dec. 9	SDSU	Lambert	Santoro	Puk	Cecil	Uecker	S.Thompson (8:28)
Dec. 18	Ferris State	Lambert	Santoro	Puk	Cecil	Uecker	C.Thomp./S.Thomp (4:47)
Dec. 21	Cincinnati	Lambert	Santoro	Puk	Cecil	Uecker	C.Thompson (4:00)
Dec. 30	Western Mich.	Lambert	Santoro	Puk	Cecil	Uecker	C.Thompson (4:38)
Jan. 3	Eastern Mich.	Lambert	Santoro	Puk	Cecil	Uecker	Glowniak/C.Thomp. (7:24)
Jan. 6	Ball State	Lambert	Santoro	Puk	Cecil	Glowniak	C.Thomp./Uecker (4:50)
Jan. 10	Central Mich.	Lambert	Santoro	Puk	Cecil	Glowniak	S.Thompson (7:17)
Jan. 13	Akron	Lambert	Santoro	Puk	Cecil	Glowniak	Perry (5:11)
Jan. 17	Kent State	Lambert	Santoro	Puk	Cecil	Glowniak	Perry (4:04)
Jan. 20	Ohio	Lambert	Santoro	Puk	Cecil	Glowniak	Uecker (6:12)
Jan. 24	Ball State	Lambert	Santoro	Puk	Cecil	Glowniak	Perry (8:27)
Jan. 27	Toledo	Lambert	Santoro	Puk	Cecil	Glowniak	Uecker (5:49)
Jan. 31	Kent State	Lambert	Santoro	Puk	Cecil	Glowniak	Perry (5:30)
Feb. 3	Miami	Lambert	Santoro	Puk	C.Thompson	Perry	Glowniak (5:45)
Feb. 7	Western Mich.	Lambert	Santoro	Puk	C.Thompson	Perry	Glowniak (4:04)
Feb. 10	Northern Ill.	Lambert	Santoro	Puk	C.Thompson	Perry	Glowniak (6:33)
Feb. 17	Ohio	Lambert	Santoro	Puk	C.Thompson	Perry	Glowniak (6:05)
Feb. 21	Buffalo	Lambert	Santoro	Puk	C.Thompson	Perry	Cecil/Glowniak (5:45)
Feb. 24	Miami	Lambert	Santoro	Puk	C.Thompson	Perry	Cecil/Glowniak (6:54)
Feb. 28	Akron	Lambert	Santoro	Puk	Cecil	Perry	Glow/Myers/C.Thomp. (4:47)
Mar. 3	Buffalo	Lambert	Santoro	Puk	Cecil	Perry	Glowniak (6:23)
Mar. 5	Western Mich.	Lambert	Santoro	Puk	Cecil	Perry	Glowniak (5:30)



BOWLING GREEN 2017-18 GAME-BY-GAME STATISTICS – FINAL

Opponent	Date	Score	W/L	---TOTAL---		--3-PTRS--		FT-FTA	Pct	----REBOUNDS----				PF	A	TO	Blk	Stl	Pts---Avg
				FG-FGA	Pct	3FG-FGA	Pct			Off	Def	Tot	Avg						
EASTERN KENTUCKY	11/10/17	77-60	W	24-57	.421	8-20	.400	21-30	.700	13	19	32	32.0	13	9	5	1	12	77 77.0
at Detroit Mercy	11/13/17	85-81	W	29-68	.426	11-27	.407	16-21	.762	10	32	42	37.0	24	16	9	1	4	85 81.0
at Robert Morris	11/16/17	64-62	Wot	18-45	.400	5-22	.227	23-34	.676	11	30	41	38.3	16	10	20	2	4	64 75.3
CANISIUS	11/19/17	57-71	L	20-64	.313	7-35	.200	10-14	.714	14	26	40	38.8	17	11	12	0	6	57 70.8
vs Norfolk State	11/24/17	59-50	W	22-58	.379	6-25	.240	9-19	.474	12	23	35	38.0	13	12	11	1	11	59 68.4
at FAU	11/25/17	66-55	W	25-59	.424	5-20	.250	11-15	.733	9	41	50	40.0	17	8	17	4	5	66 68.0
VALPARAISO	11/28/17	90-77	W	31-58	.534	10-24	.417	18-21	.857	13	22	35	39.3	18	15	11	2	6	90 71.1
XAVIER	12/06/17	63-53	W	23-54	.426	13-24	.542	4-6	.667	9	25	34	38.6	13	11	17	0	8	63 70.1
at South Dakota State	12/09/17	44-76	L	16-62	.258	3-21	.143	9-11	.818	12	18	30	37.7	20	4	14	1	7	44 67.2
FERRIS STATE	12/18/17	82-73	W	25-62	.403	8-22	.364	24-33	.727	9	34	43	38.2	18	7	12	0	6	82 68.7
at Cincinnati	12/21/17	51-75	L	19-61	.311	6-29	.207	7-8	.875	8	23	31	37.5	13	7	14	4	10	51 67.1
at Western Michigan	12/30/17	58-67	L	20-54	.370	3-17	.176	15-21	.714	10	29	39	37.7	22	11	21	2	10	58 66.3
EASTERN MICHIGAN	01/03/18	52-54	L	17-53	.321	8-20	.400	10-15	.667	15	26	41	37.9	17	9	25	4	6	52 65.2
BALL STATE	01/06/18	73-84	L	22-55	.400	14-28	.500	15-22	.682	14	24	38	37.9	29	14	20	1	10	73 65.8
at Central Michigan	01/10/18	54-90	L	19-60	.317	4-16	.250	12-15	.800	10	23	33	37.6	18	6	15	2	5	54 65.0
at Akron	01/13/18	66-64	W	22-61	.361	9-26	.346	13-19	.684	16	27	43	37.9	23	7	18	3	11	66 65.1
KENT STATE	01/17/18	60-50	W	18-57	.316	9-23	.391	15-17	.882	6	24	30	37.5	19	11	11	6	10	60 64.8
OHIO	01/20/18	63-70	L	21-57	.368	9-25	.360	12-18	.667	11	28	39	37.6	24	10	18	3	6	63 64.7
at Ball State	01/24/18	41-82	L	12-61	.197	4-30	.133	13-16	.813	12	33	45	37.9	22	7	20	6	4	41 63.4
TOLEDO	01/27/18	67-77	L	26-59	.441	5-15	.333	10-14	.714	12	24	36	37.8	22	9	19	0	6	67 63.6
at Kent State	01/31/18	57-81	L	17-60	.283	8-32	.250	15-20	.750	9	22	31	37.5	21	3	10	5	6	57 63.3
MIAMI	02/03/18	62-66	L	22-46	.478	6-15	.400	12-18	.667	8	27	35	37.4	18	4	18	3	4	62 63.2
WESTERN MICHIGAN	02/07/18	67-81	L	21-56	.375	6-20	.300	19-22	.864	14	15	29	37.0	20	9	13	6	9	67 63.4
at Northern Illinois	02/10/18	68-73	L	26-73	.356	11-32	.344	5-9	.556	15	33	48	37.5	22	10	15	8	2	68 63.6
at Ohio	02/17/18	58-69	L	21-55	.382	9-25	.360	7-15	.467	12	28	40	37.6	19	10	22	6	7	58 63.4
BUFFALO	02/21/18	67-88	L	22-66	.333	8-25	.320	15-20	.750	13	19	32	37.4	22	11	11	2	7	67 63.5
at Miami	02/24/18	64-92	L	24-60	.400	9-24	.375	7-10	.700	10	21	31	37.1	19	7	11	4	8	64 63.5
AKRON	02/28/18	84-63	W	30-68	.441	12-31	.387	12-21	.571	16	40	56	37.8	26	14	22	3	9	84 64.2
at Buffalo	03/03/18	38-74	L	15-62	.242	3-27	.111	5-8	.625	15	24	39	37.9	15	6	25	3	6	38 63.3
at Western Michigan	03/05/18	71-85	L	27-58	.466	7-17	.412	10-12	.833	8	17	25	37.4	21	9	13	4	4	71 63.6

OPPONENT 2017-18 GAME-BY-GAME STATISTICS – FINAL

Opponent	Date	Score	W/L	---TOTAL---		--3-PTRS--		FT-FTA	Pct	----REBOUNDS----				PF	A	TO	Blk	Stl	Pts---Avg
				FG-FGA	Pct	3FG-FGA	Pct			Off	Def	Tot	Avg						
EASTERN KENTUCKY	11/10/17	77-60	W	23-55	.418	5-15	.333	9-10	.900	14	23	37	37.0	24	14	18	1	5	60 60.0
at Detroit Mercy	11/13/17	85-81	W	29-63	.460	13-29	.448	10-19	.526	6	30	36	36.5	19	19	14	4	3	81 70.5
at Robert Morris	11/16/17	64-62	Wot	23-61	.377	8-24	.333	8-11	.727	10	23	33	35.3	27	17	15	2	12	62 67.7
CANISIUS	11/19/17	57-71	L	24-52	.462	8-25	.320	15-20	.750	4	32	36	35.5	15	18	10	2	6	71 68.5
vs Norfolk State	11/24/17	59-50	W	21-51	.412	4-15	.267	4-8	.500	9	29	38	36.0	18	8	24	4	5	50 64.8
at FAU	11/25/17	66-55	W	20-70	.286	5-24	.208	10-14	.714	10	29	39	36.5	14	7	13	1	7	55 63.2
VALPARAISO	11/28/17	90-77	W	24-56	.429	11-31	.355	18-22	.818	12	16	28	35.3	20	12	13	3	6	77 65.1
XAVIER	12/06/17	63-53	W	19-51	.373	6-21	.286	9-16	.563	10	23	33	35.0	10	8	16	2	13	53 63.6
at South Dakota State	12/09/17	44-76	L	25-58	.431	7-21	.333	19-25	.760	17	35	52	36.9	13	12	16	6	5	76 65.0
FERRIS STATE	12/18/17	82-73	W	29-74	.392	6-22	.273	9-18	.500	16	32	48	38.0	30	12	13	5	7	73 65.8
at Cincinnati	12/21/17	51-75	L	30-57	.526	11-17	.647	4-7	.571	5	32	37	37.9	12	22	14	9	5	75 66.6
at Western Michigan	12/30/17	58-67	L	22-61	.361	3-18	.167	20-30	.667	16	28	44	38.4	17	8	17	2	7	67 66.7
EASTERN MICHIGAN	01/03/18	52-54	L	17-54	.315	4-13	.308	16-22	.727	13	21	34	38.1	20	5	17	2	14	54 65.7
BALL STATE	01/06/18	73-84	L	27-55	.491	8-20	.400	22-30	.733	9	23	32	37.6	19	14	14	6	12	84 67.0
at Central Michigan	01/10/18	54-90	L	34-66	.515	10-22	.455	12-15	.800	11	32	43	38.0	16	20	10	9	8	90 68.5
at Akron	01/13/18	66-64	W	20-51	.392	10-21	.476	14-21	.667	8	27	35	37.8	16	11	20	4	5	64 68.2
KENT STATE	01/17/18	60-50	W	17-50	.340	3-19	.158	13-19	.684	10	35	45	38.2	20	8	20	3	3	50 67.2
OHIO	01/20/18	63-70	L	22-60	.367	7-21	.333	19-24	.792	12	25	37	38.2	18	9	11	2	9	70 67.3
at Ball State	01/24/18	41-82	L	30-72	.417	8-24	.333	14-29	.483	17	38	55	39.1	16	18	10	8	12	82 68.1
TOLEDO	01/27/18	67-77	L	27-54	.500	11-24	.458	12-17	.706	5	22	27	38.5	17	16	14	3	3	77 68.6
at Kent State	01/31/18	57-81	L	25-53	.472	7-18	.389	24-26	.923	8	35	43	38.7	21	18	16	0	4	81 69.1
MIAMI	02/03/18	62-66	L	24-63	.381	10-22	.455	8-10	.800	13	19	32	38.4	17	11	9	1	9	66 69.0
WESTERN MICHIGAN	02/07/18	67-81	L	27-62	.435	5-12	.417	22-26	.846	21	24	45	38.7	14	13	14	5	4	81 69.5
at Northern Illinois	02/10/18	68-73	L	24-67	.358	4-24	.167	21-24	.875	11	33	44	38.9	15	12	9	6	6	73 69.7
at Ohio	02/17/18	58-69	L	27-62	.435	8-21	.381	7-13	.538	10	25	35	38.7	19	16	13	2	13	69 69.6
BUFFALO	02/21/18	67-88	L	32-62	.516	6-14	.429	18-28	.643	15	34	49	39.1	17	18	14	5	4	88 70.3
at Miami	02/24/18	64-92	L	32-59	.542	13-21	.619	15-19	.789	9	27	36	39.0	12	22	11	3	10	92 71.1
AKRON	02/28/18	84-63	W	19-64	.297	5-27	.185	20-28	.714	9	30	39	39.0	18	9	14	7	10	63 70.9
at Buffalo	03/03/18	38-74	L	30-64	.469	7-18	.389	7-9	.778	10	34	44	39.2	15	19	16	6	15	74 71.0
at Western Michigan	03/05/18	71-85	L	32-55	.582	6-16	.375	15-22	.682	11	25	36	39.1	13	18	13	3	5	85 71.4



BOWLING GREEN – 2017-18 INDIVIDUAL POINTS-REBOUNDS-ASSISTS – FINAL

Opponent	Date	Score	WL	01 WILLIAMS, CECIL, AND	03 PARKER, MA	04 MYERS, RAC	11 LAMBERT, S	13 SANTORO, C	14 THOMPSON, Uecker, JA	23 BATTLE, TE	24 BATTLE, TE	25
EASTERN KENTUCKY	11/10/17	77-60	W	3- 0- 0	8- 3- 1	0- 1- 0	0- 0- 1	9- 3- 3	30-10- 2	2- 0- 0	6- 4- 0	0- 0- 0
at Detroit Mercy	11/13/17	85-81	W	0- 0- 0	20- 7- 0	3- 0- 0	DNP	17- 7- 6	11-13- 2	8- 3- 2	12- 5- 1	0- 1- 0
at Robert Morris	11/16/17	64-62	WO	3- 0- 0	4- 5- 0	0- 0- 0	DNP	10- 3- 4	10-10- 2	3- 3- 0	4- 3- 2	DNP
CANISIUS	11/19/17	57-71	L	0- 0- 0	9- 5- 2	0- 0- 0	6- 0- 0	12- 6- 3	7- 8- 3	0- 1- 0	10- 8- 0	DNP
vs Norfolk State	11/24/17	59-50	W	4- 3- 0	12- 4- 1	0- 0- 1	0- 0- 0	5- 5- 1	16-12- 2	0- 0- 1	4- 2- 4	2- 1- 1
at FAU	11/25/17	66-55	W	0- 0- 0	11- 5- 1	5- 0- 0	0- 0- 0	9- 3- 1	16-17- 2	0- 1- 1	7- 5- 2	0- 5- 0
VALPARAISO	11/28/17	90-77	W	5- 0- 0	10- 6- 2	0- 0- 0	0- 0- 0	17- 3- 1	29-13- 6	4- 1- 1	6- 2- 1	2- 0- 0
XAVIER	12/06/17	63-53	W	0- 2- 0	14- 7- 4	0- 0- 0	0- 0- 0	9- 7- 4	12- 5- 0	19- 0- 0	0- 6- 1	0- 2- 0
at South Dakota State	12/09/17	44-76	L	3- 1- 1	7- 5- 0	2- 2- 0	2- 1- 0	5- 0- 1	5- 8- 0	2- 2- 0	4- 0- 0	0- 1- 0
FERRIS STATE	12/18/17	82-73	W	0- 0- 0	26-10- 1	0- 0- 0	0- 0- 0	20- 8- 1	11- 8- 2	0- 0- 0	7- 7- 1	0- 0- 0
at Cincinnati	12/21/17	51-75	L	0- 0- 0	16- 8- 1	6- 0- 0	0- 0- 0	6- 2- 0	15-10- 4	0- 0- 1	2- 1- 0	0- 1- 0
at Western Michigan	12/30/17	58-67	L	DNP	6- 4- 0	DNP	DNP	5- 3- 3	14-11- 4	8- 4- 0	11- 4- 1	DNP
EASTERN MICHIGAN	01/03/18	52-54	L	0- 0- 0	11- 6- 3	0- 0- 0	DNP	0- 4- 5	12-13- 0	18- 2- 0	0- 0- 0	DNP
BALL STATE	01/06/18	73-84	L	3- 0- 0	5- 3- 1	DNP	DNP	8- 2- 0	17-11- 4	21- 6- 4	4- 2- 0	DNP
at Central Michigan	01/10/18	54-90	L	5- 1- 0	7- 3- 0	3- 1- 0	3- 1- 0	0- 0- 3	7- 6- 1	0- 2- 0	2- 1- 0	0- 1- 0
at Akron	01/13/18	66-64	W	0- 1- 0	3- 4- 0	0- 0- 0	DNP	14- 5- 4	19- 8- 0	1- 2- 0	4- 0- 0	DNP
KENT STATE	01/17/18	60-50	W	6- 0- 1	7- 2- 3	DNP	DNP	13- 4- 1	8- 5- 1	12- 3- 1	6- 2- 0	DNP
OHIO	01/20/18	63-70	L	0- 0- 0	7- 6- 4	0- 0- 0	0- 0- 0	13- 5- 3	13- 9- 0	6- 2- 2	8- 8- 0	DNP
at Ball State	01/24/18	41-82	L	7- 2- 2	4- 4- 0	7- 0- 0	5- 1- 1	4- 4- 1	3- 4- 1	0- 3- 0	0- 5- 0	2- 5- 0
TOLEDO	01/27/18	67-77	L	0- 0- 0	5- 4- 1	DNP	2- 1- 0	24- 5- 2	12- 8- 0	2- 1- 0	10- 7- 0	DNP
at Kent State	01/31/18	57-81	L	10- 0- 0	3- 6- 1	0- 0- 0	2- 0- 0	16- 2- 0	7-13- 0	8- 1- 0	0- 2- 1	0- 1- 0
MIAMI	02/03/18	62-66	L	3- 0- 0	0- 6- 0	0- 0- 0	DNP	10- 4- 2	14- 7- 0	14- 2- 2	0- 2- 0	0- 1- 0
WESTERN MICHIGAN	02/07/18	67-81	L	6- 1- 0	0- 0- 0	2- 0- 0	DNP	4- 2- 1	16- 5- 3	8- 4- 2	6- 2- 1	DNP
at Northern Illinois	02/10/18	68-73	L	9- 0- 0	20- 7- 0	3- 1- 1	DNP	11- 5- 1	12-10- 1	2- 1- 2	0- 0- 0	DNP
at Ohio	02/17/18	58-69	L	7- 2- 2	2- 7- 0	0- 0- 0	DNP	10- 1- 0	16- 8- 4	11- 6- 0	6- 3- 0	2- 1- 0
BUFFALO	02/21/18	67-88	L	7- 2- 0	10- 5- 3	1- 2- 1	2- 0- 1	6- 1- 2	9- 3- 2	3- 2- 2	3- 3- 0	0- 1- 0
at Miami	02/24/18	64-92	L	5- 0- 0	10- 8- 0	2- 0- 0	0- 1- 0	15- 1- 1	6- 5- 1	7- 0- 1	2- 3- 1	0- 0- 0
AKRON	02/28/18	84-63	W	4- 3- 1	3- 5- 3	0- 1- 0	13- 5- 1	11- 5- 2	10- 7- 0	16- 0- 1	2- 3- 0	0- 0- 0
at Buffalo	03/03/18	38-74	L	0- 2- 2	8- 3- 0	4- 2- 0	3- 1- 0	3- 2- 0	5- 6- 0	INJ	2- 3- 1	0- 1- 0
at Western Michigan	03/05/18	71-85	L	0- 0- 1	16- 2- 2	0- 0- 0	2- 0- 0	10- 6- 1	22- 7- 1	8- 2- 0	0- 0- 0	0- 0- 0

Opponent	Date	Score	WL	33 PUK, HALEY	40 GLOWNIAK,	42 THOMPSON, COLE, MADD	44 PERRY, ANG	55
EASTERN KENTUCKY	11/10/17	77-60	W	11- 1- 2	DNP	8- 8- 0	0- 0- 0	INJ
at Detroit Mercy	11/13/17	85-81	W	8- 1- 3	DNP	6- 4- 2	DNP	INJ
at Robert Morris	11/16/17	64-62	WO	26- 6- 2	DNP	4- 3- 0	DNP	INJ
CANISIUS	11/19/17	57-71	L	5- 3- 3	0- 0- 0	8- 6- 0	DNP	INJ
vs Norfolk State	11/24/17	59-50	W	11- 2- 1	2- 2- 0	3- 1- 0	DNP	INJ
at FAU	11/25/17	66-55	W	7- 3- 1	0- 0- 0	11- 7- 0	0- 0- 0	INJ
VALPARAISO	11/28/17	90-77	W	9- 2- 1	DNP	8- 3- 3	0- 0- 0	INJ
XAVIER	12/06/17	63-53	W	9- 1- 2	0- 0- 0	0- 1- 0	0- 0- 0	INJ
at South Dakota State	12/09/17	44-76	L	4- 1- 1	2- 1- 1	2- 1- 0	6- 0- 0	INJ
FERRIS STATE	12/18/17	82-73	W	16- 3- 1	DNP	2- 2- 0	0- 2- 1	DNP
at Cincinnati	12/21/17	51-75	L	6- 1- 0	0- 0- 0	0- 3- 0	0- 1- 1	DNP
at Western Michigan	12/30/17	58-67	L	4- 3- 1	7- 2- 1	1- 3- 1	DNP	2- 0- 0
EASTERN MICHIGAN	01/03/18	52-54	L	8- 4- 0	3- 3- 1	0- 1- 0	DNP	0- 1- 0
BALL STATE	01/06/18	73-84	L	8- 3- 3	4- 3- 2	2- 4- 0	1- 1- 0	0- 1- 0
at Central Michigan	01/10/18	54-90	L	7- 2- 1	6- 0- 0	4- 3- 1	6- 2- 0	4- 2- 0
at Akron	01/13/18	66-64	W	13- 3- 2	7- 4- 0	0- 0- 0	2- 4- 0	3- 4- 1
KENT STATE	01/17/18	60-50	W	6- 1- 2	0- 8- 2	0- 0- 0	INJ	2- 0- 0
OHIO	01/20/18	63-70	L	14- 0- 1	2- 4- 0	0- 0- 0	INJ	DNP
at Ball State	01/24/18	41-82	L	3- 3- 1	0- 1- 0	2- 5- 1	INJ	4- 6- 0
TOLEDO	01/27/18	67-77	L	7- 1- 3	3- 4- 2	0- 1- 0	DNP	2- 1- 1
at Kent State	01/31/18	57-81	L	1- 0- 1	6- 2- 0	0- 0- 0	DNP	4- 2- 0
MIAMI	02/03/18	62-66	L	14- 1- 0	1- 1- 0	0- 1- 0	DNP	6- 6- 0
WESTERN MICHIGAN	02/07/18	67-81	L	10- 2- 0	0- 0- 0	6- 6- 1	DNP	9- 3- 1
at Northern Illinois	02/10/18	68-73	L	7- 6- 4	0- 2- 0	2- 3- 0	DNP	2- 7- 1
at Ohio	02/17/18	58-69	L	2- 3- 3	0- 0- 0	2- 1- 1	DNP	0- 3- 0
BUFFALO	02/21/18	67-88	L	7- 2- 0	6- 1- 0	0- 2- 0	5- 0- 0	8- 3- 0
at Miami	02/24/18	64-92	L	6- 2- 2	0- 1- 0	0- 3- 0	2- 2- 0	9- 3- 1
AKRON	02/28/18	84-63	W	17- 7- 3	0- 0- 1	0- 2- 0	2- 2- 1	6- 5- 1
at Buffalo	03/03/18	38-74	L	0- 0- 1	0- 1- 0	0- 3- 0	5- 0- 1	8- 7- 1
at Western Michigan	03/05/18	71-85	L	7- 4- 3	0- 1- 1	0- 0- 0	0- 0- 0	6- 2- 0



BOWLING GREEN – 2017-18 GAME-BY-GAME HIGHS – FINAL

Opponent	Date	Score	WL	POINTS	REBOUNDS	ASSISTS	STEALS	BLOCKED SHOTS
EASTERN KENTUCKY	11/10/17	77-60	W	30-SANTORO, Carl	10-SANTORO, Carl	3-LAMBERT, Sydn	3-PUK, Haley	1-UECKER, Jane
at Detroit Mercy	11/13/17	85-81	W	20-CECIL, Andrea	13-SANTORO, Carl	6-LAMBERT, Sydn	LAMBERT, Sydn 1-SANTORO, Carl	1-CECIL, Andrea
at Robert Morris	11/16/17	64-62	WO	26-PUK, Haley	10-SANTORO, Carl	4-LAMBERT, Sydn	LAMBERT, Sydn CECIL, Andrea	1-UECKER, Jane
CANISIUS	11/19/17	57-71	L	12-LAMBERT, Sydn	8-SANTORO, Carl	3-SANTORO, Carl	2-SANTORO, Carl	1-THOMPSON, Cat
vs Norfolk State	11/24/17	59-50	W	16-SANTORO, Carl	12-SANTORO, Carl	4-UECKER, Jane	LAMBERT, Sydn PUK, Haley	None
at FAU	11/25/17	66-55	W	16-SANTORO, Carl	17-SANTORO, Carl	2-SANTORO, Carl	2-BATTLE, Terri	1-SANTORO, Carl
VALPARAISO	11/28/17	90-77	W	29-SANTORO, Carl	13-SANTORO, Carl	6-SANTORO, Carl	SANTORO, Carl	PUK, Haley
XAVIER	12/06/17	63-53	W	19-THOMPSON, Cat	7-CECIL, Andrea	4-LAMBERT, Sydn	3-PUK, Haley	2-BATTLE, Terri
at South Dakota State	12/09/17	44-76	L	7-CECIL, Andrea	8-SANTORO, Carl	1-PUK, Haley	5-LAMBERT, Sydn	None
FERRIS STATE	12/18/17	82-73	W	26-CECIL, Andrea	10-CECIL, Andrea	2-SANTORO, Carl	1-SANTORO, Carl	1-GLOWNIAK, Cla
at Cincinnati	12/21/17	51-75	L	16-CECIL, Andrea	10-SANTORO, Carl	4-SANTORO, Carl	COLE, Maddie	2-CECIL, Andrea
at Western Michigan	12/30/17	58-67	L	14-SANTORO, Carl	11-SANTORO, Carl	4-SANTORO, Carl	THOMPSON, Cat	1-GLOWNIAK, Cla
EASTERN MICHIGAN	01/03/18	52-54	L	18-THOMPSON, Cat	13-SANTORO, Carl	5-LAMBERT, Sydn	PUK, Haley	UECKER, Jane
BALL STATE	01/06/18	73-84	L	21-THOMPSON, Cat	11-SANTORO, Carl	4-SANTORO, Carl	LAMBERT, Sydn	3-CECIL, Andrea
at Central Michigan	01/10/18	54-90	L	7-SANTORO, Carl	6-SANTORO, Carl	3-LAMBERT, Sydn	CECIL, Andrea	1-PERRY, Angela
at Akron	01/13/18	66-64	W	19-SANTORO, Carl	8-SANTORO, Carl	4-LAMBERT, Sydn	GLOWNIAK, Cla	1-CECIL, Andrea
KENT STATE	01/17/18	60-50	W	13-LAMBERT, Sydn	8-GLOWNIAK, Cla	3-CECIL, Andrea	4-LAMBERT, Sydn	PUK, Haley
OHIO	01/20/18	63-70	L	14-PUK, Haley	9-SANTORO, Carl	4-CECIL, Andrea	3-PUK, Haley	3-CECIL, Andrea
at Ball State	01/24/18	41-82	L	7-PARKER, Madis	6-PERRY, Angela	2-WILLIAMS, Ken	CECIL, Andrea	2-UECKER, Jane
TOLEDO	01/27/18	67-77	L	24-LAMBERT, Sydn	8-SANTORO, Carl	3-PUK, Haley	1-MYERS, Rachel	2-BATTLE, Terri
at Kent State	01/31/18	57-81	L	16-LAMBERT, Sydn	13-SANTORO, Carl	1-UECKER, Jane	LAMBERT, Sydn	None
MIAMI	02/03/18	62-66	L	14-THOMPSON, Cat	7-SANTORO, Carl	2-LAMBERT, Sydn	PUK, Haley	3-PERRY, Angela
WESTERN MICHIGAN	02/07/18	67-81	L	16-SANTORO, Carl	6-THOMPSON, Sie	3-SANTORO, Carl	SANTORO, Carl	1-SANTORO, Carl
at Northern Illinois	02/10/18	68-73	L	20-CECIL, Andrea	10-SANTORO, Carl	4-PUK, Haley	THOMPSON, Cat	PERRY, Angela
at Ohio	02/17/18	58-69	L	16-SANTORO, Carl	8-SANTORO, Carl	4-SANTORO, Carl	LAMBERT, Sydn	2-THOMPSON, Sie
BUFFALO	02/21/18	67-88	L	10-CECIL, Andrea	5-CECIL, Andrea	3-CECIL, Andrea	THOMPSON, Cat	3-PERRY, Angela
at Miami	02/24/18	64-92	L	15-LAMBERT, Sydn	8-CECIL, Andrea	2-PUK, Haley	1-CECIL, Andrea	2-PERRY, Angela
AKRON	02/28/18	84-63	W	17-PUK, Haley	7-SANTORO, Carl	3-PUK, Haley	PERRY, Angela	1-PUK, Haley
at Buffalo	03/03/18	38-74	L	8-CECIL, Andrea	7-PERRY, Angela	2-WILLIAMS, Ken	LAMBERT, Sydn	PERRY, Angela
at Western Michigan	03/05/18	71-85	L	22-SANTORO, Carl	7-SANTORO, Carl	3-PUK, Haley	2-CECIL, Andrea	2-PERRY, Angela



BOWLING GREEN/OPPONENT 2017-18 HIGH/LOW ANALYSIS – FINAL

Bowling Green – TEAM GAME HIGHS

POINTS.....	90	VALPARAISO (11/28/17)
FIELD GOALS MADE.....	31	VALPARAISO (11/28/17)
FIELD GOAL ATTEMPTS.....	73	at Northern Illinois (02/10/18)
FIELD GOAL PERCENTAGE.....	.534 (31-58)	VALPARAISO (11/28/17)
3 PT FIELD GOALS MADE.....	14	BALL STATE (01/06/18)
3 PT FG ATTEMPTS.....	35	CANISIUS (11/19/17)
3 PT FG PERCENTAGE.....	.542 (13-24)	XAVIER (12/06/17)
FREE THROWS MADE.....	24	FERRIS STATE (12/18/17)
FREE THROW ATTEMPTS.....	34	at Robert Morris (11/16/17)
FREE THROW PERCENTAGE.....	.882 (15-17)	KENT STATE (01/17/18)
REBOUNDS.....	56	AKRON (02/28/18)
ASSISTS.....	16	at Detroit Mercy (11/13/17)
STEALS.....	12	EASTERN KENTUCKY (11/10/17)
BLOCKED SHOTS.....	8	at Northern Illinois (02/10/18)
TURNOVERS.....	25	at Buffalo (03/03/18)
	25	EASTERN MICHIGAN (01/03/18)
FOULS.....	29	BALL STATE (01/06/18)

Bowling Green – TEAM GAME LOWS

POINTS.....	38	at Buffalo (03/03/18)
FIELD GOALS MADE.....	12	at Ball State (01/24/18)
FIELD GOAL ATTEMPTS.....	45	at Robert Morris (11/16/17)
FIELD GOAL PERCENTAGE.....	.197 (12-61)	at Ball State (01/24/18)
3 PT FIELD GOALS MADE.....	3	at South Dakota State (12/09/17)
	3	at WMU (12/30/17) / at Buffalo (03/03/18)
3 PT FG ATTEMPTS.....	15	TOLEDO (01/27/18) / MIAMI (02/03/18)
3 PT FG PERCENTAGE.....	.111 (3-27)	at Buffalo (03/03/18)
FREE THROWS MADE.....	4	XAVIER (12/06/17)
FREE THROW ATTEMPTS.....	6	XAVIER (12/06/17)
FREE THROW PERCENTAGE.....	.467 (7-15)	at Ohio (02/17/18)
REBOUNDS.....	25	at Western Michigan (03/05/18)
ASSISTS.....	3	at Kent State (01/31/18)
STEALS.....	2	at Northern Illinois (02/10/18)
BLOCKED SHOTS.....	0	Four times
TURNOVERS.....	5	EASTERN KENTUCKY (11/10/17)
FOULS.....	13	EASTERN KENTUCKY / vs Norfolk State
	13	XAVIER / at Cincinnati

Bowling Green – INDIVIDUAL GAME HIGHS

Points.....	30	SANTORO, Carly vs Eastern Ky (11/10/17)
Field Goals Made.....	9	LAMBERT, Sydney vs Toledo (01/27/18)
	9	CECIL, Andrea vs Ferris State (12/18/17)
Field Goal Att.....	20	LAMBERT, Sydney vs Toledo (01/27/18)
FG Pct (min 5 made).....	1.000 (5-5)	UECKER, Jane vs Toledo (01/27/18)
	1.000 (5-5)	THOMPSON, Sierra at FAU (11/25/17)
	1.000 (5-5)	CECIL, Andrea vs Norfolk State (11/24/17)
3-Point FG Made.....	6	THOMPSON, Caterion vs Ball St (01/06/18)
3-Point FG Att.....	11	LAMBERT at Miami, at Akron, at Cincinnati
	11	PUK, Haley vs Canisius (11/19/17)
3-Pt FG Pct (min 2 made).....	1.000 (2-2)	UECKER at Ohio / PUK vs Miami
	1.000 (2-2)	WILLIAMS vs Kent St / MYERS vs Canisius
Free Throws Made.....	13	SANTORO, Carly vs Valparaiso (11/28/17)
Free Throw Att.....	16	SANTORO, Carly vs Valparaiso (11/28/17)
FT Pct (min 3 made).....	1.000 (5-5)	SANTORO, Carly at Western Mich (03/05/18)
	1.000 (5-5)	CECIL, Andrea at Cincinnati (12/21/17)
Rebounds.....	17	SANTORO, Carly at FAU (11/25/17)
Assists.....	6	SANTORO, Carly vs Valparaiso (11/28/17)
	6	LAMBERT, Sydney at Detroit (11/13/17)
Steals.....	5	SANTORO, Carly vs Ball State (01/06/18)
	5	LAMBERT, Sydney vs Xavier (12/06/17)
Blocked Shots.....	3	PERRY, Angela at NIU, at Kent State
	3	CECIL, Andrea vs Kent State, vs EMU
Minutes.....	43	LAMBERT, Sydney at Rob't Morris (11/16/17)

Opponents – TEAM GAME HIGHS

POINTS.....	92	at Miami (02/24/18)
FIELD GOALS MADE.....	34	at Central Michigan (01/10/18)
FIELD GOAL ATTEMPTS.....	74	FERRIS STATE (12/18/17)
FIELD GOAL PERCENTAGE.....	.582 (32-55)	at Western Michigan (03/05/18)
3 PT FIELD GOALS MADE.....	13	at Miami (02/24/18)
	13	at Detroit Mercy (11/13/17)
3 PT FG ATTEMPTS.....	31	VALPARAISO (11/28/17)
3 PT FG PERCENTAGE.....	.647 (11-17)	at Cincinnati (12/21/17)
FREE THROWS MADE.....	24	at Kent State (01/31/18)
FREE THROW ATTEMPTS.....	30	BALL STATE (01/06/18)
	30	at Western Michigan (12/30/17)
FREE THROW PERCENTAGE.....	.923 (24-26)	at Kent State (01/31/18)
REBOUNDS.....	55	at Ball State (01/24/18)
ASSISTS.....	22	at Miami / at Cincinnati
STEALS.....	15	at Buffalo (03/03/18)
BLOCKED SHOTS.....	9	at Central Michigan (01/10/18)
	9	at Cincinnati (12/21/17)
TURNOVERS.....	24	vs Norfolk State (11/24/17)
FOULS.....	30	FERRIS STATE (12/18/17)

Opponents – TEAM GAME LOWS

POINTS.....	50	vs Norfolk State (11/24/17)
	50	KENT STATE (01/17/18)
FIELD GOALS MADE.....	17	EASTERN MICHIGAN (01/03/18)
	17	KENT STATE (01/17/18)
FIELD GOAL ATTEMPTS.....	50	KENT STATE (01/17/18)
FIELD GOAL PERCENTAGE.....	.286 (20-70)	at FAU (11/25/17)
3 PT FIELD GOALS MADE.....	3	at Western Michigan (12/30/17)
	3	KENT STATE (01/17/18)
3 PT FG ATTEMPTS.....	12	WESTERN MICHIGAN (02/07/18)
3 PT FG PERCENTAGE.....	.158 (3-19)	KENT STATE (01/17/18)
FREE THROWS MADE.....	4	vs Norfolk State (11/24/17)
	4	at Cincinnati (12/21/17)
FREE THROW ATTEMPTS.....	7	at Cincinnati (12/21/17)
FREE THROW PERCENTAGE.....	.483 (14-29)	at Ball State (01/24/18)
REBOUNDS.....	27	TOLEDO (01/27/18)
ASSISTS.....	5	EASTERN MICHIGAN (01/03/18)
STEALS.....	3	at Detroit Mercy (11/13/17)
	3	KENT STATE (01/17/18) / TOLEDO (01/27/18)
BLOCKED SHOTS.....	0	at Kent State (01/31/18)
TURNOVERS.....	9	MIAMI (02/03/18)
	9	at Northern Illinois (02/10/18)
FOULS.....	10	XAVIER (12/06/17)

Opponents – INDIVIDUAL GAME HIGHS

Points.....	36	KORINEK, Jordan at Kent State (01/31/18)
Field Goals Made.....	12	KORINEK, Jordan at Kent State (01/31/18)
Field Goal Att.....	24	DICKERSON, Lauren vs Miami (02/03/18)
FG Pct (min 5 made).....	.857 (6-7)	MULRAIN, Mikalah at Rob't Morris (11/16/17)
3-Point FG Made.....	8	BRAVO-HARRIOTT, Jay vs Toledo (01/27/18)
3-Point FG Att.....	14	BRAVO-HARRIOTT, Jay vs Toledo (01/27/18)
3-Pt FG Pct (min 2 made).....	1.000 (3-3)	RODGERS, Sam at Cincinnati (12/21/17)
Free Throws Made.....	10	WOODS, Courtney at Northern Ill (02/10/18)
	10	KORINEK, Jordan at Kent State (01/31/18)
	10	HOOKS, Cierra vs Ohio (01/20/18)
	10	Wimby, Deja at Western Michigan (12/30/17)
Free Throw Att.....	16	Wimby, Deja at Western Michigan (12/30/17)
FT Pct (min 3 made).....	1.000 (10-10)	WOODS, Courtney at Northern Ill (02/10/18)
Rebounds.....	18	McInerney, Rachel vs Ferris St (12/18/17)
Assists.....	12	Wimby, Deja at Western Michigan (03/05/18)
Steals.....	7	HOOKS, Cierra at Ohio (02/17/18)
Blocked Shots.....	5	MOORE, Tinara at Central Mich (01/10/18)
Turnovers.....	8	RUSSELL, Raven vs Norfolk State (11/24/17)
Fouls.....	5 (10x)	GOLDEN, Alexa at Kent State (01/31/18);
		GOLDEN, Alexa vs Kent State (01/17/18); MONACO, Moriah vs Ball State (01/06/18);
		Sturm, Renee; George, Lilly & McInerney, Rachel vs Ferris St (12/18/17);
		SMITH, Megan; JONES, Jocelyne & IKEMATSU, Honoka at Robt Morris (11/16/17);
		PIERCE, Madison vs Eastern Kentucky (11/10/17)



BOWLING GREEN – SEASON/CAREER STATISTICS FOR 2017-18 TEAM MEMBERS

2017-18 SEASON STATISTICS-----

SUMMARY	GP-GS	Min/G	FG%	3PT%	FT%	R/G	A/G	STL	BLK	PTS/G
SANTORO, Carly.....	30-30	31.7	.388	.253	.667	8.7	1.6	45	4	12.8
LAMBERT, Sydney.....	30-30	32.1	.302	.302	.784	3.6	1.9	46	2	9.9
CECIL, Andrea.....	30-24	25.4	.393	.329	.779	5.0	1.1	24	14	8.8
PUK, Haley.....	30-30	24.2	.360	.349	.833	2.4	1.6	30	12	8.4
THOMPSON, Caterrion.	29-6	19.4	.373	.415	.607	1.9	0.8	19	3	6.3
UECKER, Jane.....	30-13	17.1	.430	.167	.636	3.1	0.6	11	16	4.3
PERRY, Angela.....	18-9	15.6	.390	.250	.600	3.1	0.4	4	19	4.2
WILLIAMS, Kennedy...	29-0	8.3	.383	.358	.500	0.7	0.3	9	0	3.1
THOMPSON, Sierra....	30-0	11.0	.365	.000	.758	2.6	0.3	5	5	2.4
MYERS, Rachel.....	19-0	6.7	.393	.400	.923	0.6	0.2	1	0	2.1
GLOWNIAK, Clare.....	25-8	9.4	.361	.250	.571	1.6	0.4	4	6	2.0
COLE, Maddie.....	15-0	5.5	.550	.667	.556	0.9	0.3	4	0	1.9
PARKER, Madisen.....	26-0	5.7	.350	.222	.800	0.4	0.1	1	0	1.5
BATTLE, Terri.....	19-0	5.3	.308	.000	.000	1.2	0.1	6	6	0.4

CAREER STATISTICS-----

GP-GS	Min/G	FG%	3PT%	FT%	R/G	A/G	STL	BLK	PTS/G
89-61	25.0	.362	.272	.683	6.0	1.0	93	9	9.8
89-89	31.1	.343	.350	.730	3.7	2.1	109	9	9.9
61-24	19.2	.402	.307	.722	3.9	0.7	36	24	6.9
116-72	20.9	.325	.306	.726	2.3	1.1	90	19	5.9
59-6	15.9	.340	.350	.660	2.1	0.6	38	3	5.4
59-13	11.2	.408	.182	.588	2.2	0.3	18	24	2.8
18-9	15.6	.390	.250	.600	3.1	0.4	4	19	4.2
29-0	8.3	.383	.358	.500	0.7	0.3	9	0	3.1
30-0	11.0	.365	.000	.758	2.6	0.3	5	5	2.4
108-53	20.0	.328	.331	.844	1.7	0.7	39	2	5.8
37-9	10.6	.333	.250	.679	1.9	0.4	6	7	2.5
58-0	7.1	.444	.235	.745	1.5	0.2	13	2	1.9
26-0	5.7	.350	.222	.800	0.4	0.1	1	0	1.5
19-0	5.3	.308	.000	.000	1.2	0.1	6	6	0.4

SCORING	FG-FGA	FG%	3FG-FGA	3PT%	FT-FTA	FT%	PTS	PTS/G
SANTORO, Carly.....	120-309	.388	24-95	.253	120-180	.667	384	12.8
LAMBERT, Sydney.....	98-324	.302	60-199	.302	40-51	.784	296	9.9
CECIL, Andrea.....	90-229	.393	24-73	.329	60-77	.779	264	8.8
PUK, Haley.....	77-214	.360	44-126	.349	55-66	.833	253	8.4
THOMPSON, Caterrion.	66-177	.373	34-82	.415	17-28	.607	183	6.3
UECKER, Jane.....	55-128	.430	4-24	.167	14-22	.636	128	4.3
PERRY, Angela.....	32-82	.390	2-8	.250	9-15	.600	75	4.2
WILLIAMS, Kennedy...	31-81	.383	19-53	.358	9-18	.500	90	3.1
THOMPSON, Sierra....	23-63	.365	0-8	.000	25-33	.758	71	2.4
MYERS, Rachel.....	11-28	.393	6-15	.400	12-13	.923	40	2.1
GLOWNIAK, Clare.....	22-61	.361	1-4	.250	4-7	.571	49	2.0
COLE, Maddie.....	11-20	.550	2-3	.667	5-9	.556	29	1.9
PARKER, Madisen.....	14-40	.350	6-27	.222	4-5	.800	38	1.5
BATTLE, Terri.....	4-13	.308	0-0	.000	0-0	.000	8	0.4

FG-FGA	FG%	3FG-FGA	3PT%	FT-FTA	FT%	PTS	PTS/G
290-801	.362	83-305	.272	211-309	.683	874	9.8
296-863	.343	187-534	.350	100-137	.730	879	9.9
146-363	.402	43-140	.307	83-115	.722	418	6.9
211-650	.325	121-395	.306	146-201	.726	689	5.9
116-341	.340	49-140	.350	35-53	.660	316	5.4
69-169	.408	6-33	.182	20-34	.588	164	2.8
32-82	.390	2-8	.250	9-15	.600	75	4.2
31-81	.383	19-53	.358	9-18	.500	90	3.1
23-63	.365	0-8	.000	25-33	.758	71	2.4
197-600	.328	118-356	.331	119-141	.844	631	5.8
35-105	.333	2-8	.250	19-28	.679	91	2.5
32-72	.444	4-17	.235	41-55	.745	109	1.9
14-40	.350	6-27	.222	4-5	.800	38	1.5
4-13	.308	0-0	.000	0-0	.000	8	0.4

TOTALS	O-REB	D-REB	TOTAL	PF	FO	A	TO	A/TO
SANTORO, Carly.....	74	186	260	63	0	48	82	0.6
LAMBERT, Sydney.....	21	87	108	55	0	57	70	0.8
CECIL, Andrea.....	39	111	150	102	5	34	71	0.5
PUK, Haley.....	16	55	71	67	3	48	54	0.9
THOMPSON, Caterrion.	13	41	54	42	1	23	29	0.8
UECKER, Jane.....	32	61	93	41	1	17	22	0.8
PERRY, Angela.....	18	38	56	32	0	7	19	0.4
WILLIAMS, Kennedy...	4	16	20	28	0	10	18	0.6
THOMPSON, Sierra....	25	52	77	46	1	10	24	0.4
MYERS, Rachel.....	1	10	11	5	0	4	10	0.4
GLOWNIAK, Clare.....	20	21	41	57	3	11	34	0.3
COLE, Maddie.....	6	8	14	18	0	4	8	0.5
PARKER, Madisen.....	3	7	10	7	0	3	7	0.4
BATTLE, Terri.....	6	16	22	17	0	1	9	0.1

O-REB	D-REB	TOTAL	PF	FO	A	TO	A/TO
148	390	538	167	1	90	195	0.5
67	258	325	196	1	186	229	0.8
55	185	240	169	8	41	107	0.4
68	194	262	259	13	129	153	0.8
30	93	123	80	1	35	50	0.7
50	80	130	65	1	17	30	0.6
18	38	56	32	0	7	19	0.4
4	16	20	28	0	10	18	0.6
25	52	77	46	1	10	24	0.4
48	139	187	83	0	75	107	0.7
37	35	72	88	5	13	51	0.3
33	54	87	79	0	12	25	0.5
3	7	10	7	0	3	7	0.4
6	16	22	17	0	1	9	0.1

2017-18 RECORD BY STARTING LINEUP

Lineup	Overall	MAC
Lambert-Santoro-Puk-Cecil-UEcker	8-5	0-2
Lambert-Santoro-Puk-Cecil-Glowniak	2-6	2-6
Lambert-Santoro-Puk-C.Thompson-Perry	0-6	0-6
Lambert-Santoro-Puk-Cecil-Perry	1-2	1-1

MARGIN OF VICTORY / DEFEAT

W/L Margin	1	2	3	4	5	7	9	10	11	12	13	14	17	20+
Wins (11)	-	2	-	1	-	-	2	2	1	-	1	-	1	1
Losses (19)	-	1	-	1	1	1	1	1	2	-	-	3	-	8



BOWLING GREEN – INDIVIDUAL SEASON (2017-18) & CAREER HIGHS

TERRI BATTLE

Points	2, 4x (at Ohio 2/17/18)	Same
Reb.	5, 2x (at Ball State 1/24/18)	Same
FGM	1, 4x (at Ohio 2/17/18)	Same
FGA	3, 2x (at Buffalo 3/3/18)	Same
FTM	0	Same
Assists	1 vs. Norfolk State 11/24/17	Same
Steals	2 at FAU 11/25/17	Same
Blocks	2, 2x (at Ball State 1/24/18)	Same
3-PT	0	Same
Min.	14 at Ball State 1/24/18	Same

ANDREA CECIL

Points	26 vs. Ferris State 12/18/17	26 vs. Ferris State 12/18/17
Reb.	10 vs. Ferris State 12/18/17	10 vs. Ferris State 12/18/17
FGM	9 vs. Ferris State 12/18/17	9 vs. Ferris State 12/18/17
FGA	17, 2x (vs. Ferris State 12/18/17)	17, 2x (vs. Ferris State 12/18/17)
FTM	8 vs. Ferris State 12/18/17	8 vs. Ferris State 12/18/17
Assists	4, 2x (vs. Ohio 1/20/18)	4, 2x (vs. Ohio 1/20/18)
Steals	4 at Kent State 1/31/18	4 at Kent State 1/31/18
Blocks	3, 2x (vs. Kent State 1/17/18)	3, 3x (vs. Kent State 1/17/18)
3-PT	3, 2x (at Western Michigan 3/5/18)	3, 2x (at Western Mich. 3/5/18)
Min.	38 at Cincinnati 12/21/17	38 at Cincinnati 12/21/17

MADDIE COLE

Points	6, 2x (at Central Mich. 1/10/18)	7, 2x (vs. Buffalo 1/18/17)
Reb.	4 at Akron 1/13/18	9 vs. Ohio Valley 12/7/16
FGM	3 at South Dakota State 12/9/17	3, 3x (at S. Dakota St. 12/9/17)
FGA	4, 2x (vs. Buffalo 2/21/18)	5 at Ball State 2/8/17
FTM	2, 2x (at Miami 2/24/18)	6 vs. Western Michigan 2/15/17
Assists	1, 4x (at Buffalo 3/3/18)	2, 2x (at Ball State 2/8/17)
Steals	1, 4x (at Buffalo 3/3/18)	2 vs. Buffalo 1/18/17
Blocks	0	1, 2x (at Western Mich. 1/11/17)
3-PT	1, 2x (at Buffalo 3/3/18)	1, 4x (at Buffalo 3/3/18)
Min.	15 at South Dakota State 12/9/17	17, 2x (at Western Mich. 1/11/17)

CLARE GLOWNIAK

Points	7, 2x (at Akron 1/13/18)	11 at Louisville 11/19/16
Reb.	8 vs. Kent State 1/17/18	8 vs. Kent State 1/17/18
FGM	3, 5x (vs. Buffalo 2/21/18)	3, 5x (vs. Buffalo 2/21/18)
FGA	8 at Akron 1/13/18	8 at Akron 1/13/18
FTM	1, 4x (vs. Miami 2/3/18)	6 at Louisville 11/19/16
Assists	2, 3x (vs. Toledo 1/27/18)	2, 3x (vs. Toledo 1/27/18)
Steals	1, 4x (at Akron 1/13/18)	1, 6x (at Akron 1/13/18)
Blocks	1, 6x (vs. Buffalo 2/21/18)	1, 7x (vs. Buffalo 2/21/18)
3-PT	1 at Akron 1/13/18	1, 2x (at Akron 1/13/18)
Min.	22 vs. Kent State 1/17/18	23 at Eastern Kentucky 11/11/16

SYDNEY LAMBERT

Points	24 vs. Toledo 1/27/18	24 vs. Toledo 1/27/18
Reb.	8 vs. Ferris State 12/18/17	8, 2x (vs. Ferris State 12/18/17)
FGM	9 vs. Toledo 1/27/18	9 vs. Toledo 1/27/18
FGA	20 vs. Toledo 1/27/18	20 vs. Toledo 1/27/18
FTM	6 vs. Ferris State 12/18/17	6 vs. Ferris State 12/18/17
Assists	6 at Detroit Mercy 11/13/17	6, 2x (at Detroit Mercy 11/13/17)
Steals	5 vs. Xavier 12/6/17	5, 2x (vs. Xavier 12/6/17)
Blocks	1, 2x (vs. Miami 2/3/18)	2 vs. Ball State 1/21/17
3-PT	5 vs. Valparaiso 11/28/17	6, 2x (vs. Central Mich. 1/14/17)
Min.	43 at Robert Morris 11/16/17	43 at Robert Morris 11/16/17

MADISEN PARKER

Points	7 at Ball State 1/24/18	Same
Reb.	2, 3x (at Buffalo 3/3/18)	Same
FGM	3 at Ball State 1/24/18	Same
FGA	8 at Ball State 1/24/18	Same
FTM	2 at Miami 2/24/18	Same
Assists	1, 3x (vs. Buffalo 2/21/18)	Same
Steals	1 vs. Buffalo 2/21/18	Same
Blocks	0	Same
3-PT	2 at Cincinnati 12/21/17	Same
Min.	19 at Ball State 1/24/18	Same

ANGELA PERRY

Points	9, 2x (at Miami 2/24/18)	Same
Reb.	7, 2x (at Buffalo 3/3/18)	Same
FGM	4, 2x (at Buffalo 3/3/18)	Same
FGA	9 vs. Buffalo 2/21/18	Same
FTM	3 vs. Western Mich. 2/7/18	Same
Assists	1, 6x (at Buffalo 3/3/18)	Same
Steals	1, 4x (at Northern Ill. 2/10/18)	Same
Blocks	3, 2x (at Northern Ill. 2/10/18)	Same
3-PT	1, 2x (at Miami 2/24/18)	Same
Min.	30 vs. Western Mich. 2/7/18	Same

CATERION THOMPSON

Points	21 vs. Ball State 1/6/18	21 vs. Ball State 1/6/18
Reb.	6, 2x (at Ohio 2/17/18)	8 vs. Ohio 12/31/16
FGM	7 vs. Miami 2/3/18	7, 23 (vs. Miami 2/3/18)
FGA	13 vs. Eastern Michigan 1/3/18	17 at Eastern Michigan 1/25/17
FTM	4 at Western Mich. 12/30/17	4, 2x (at Western Mich. 12/30/17)
Assists	4 vs. Ball State 1/6/18	4 vs. Ball State 1/6/18
Steals	3 at Ohio 2/17/18	4 vs. Ohio Valley 12/7/16
Blocks	1, 3x (at Western Mich. 3/5/18)	1, 3x (at Western Mich. 3/5/18)
3-PT	6 vs. Ball State 1/6/18	6 vs. Ball State 1/6/18
Min.	39 vs. Miami 2/3/18	39 vs. Miami 2/3/18



BOWLING GREEN – INDIVIDUAL SEASON (2017-18) & CAREER HIGHS

SIERRA THOMPSON

Points	11 at FAU 11/25/17	Same
Reb.	8 vs. Eastern Kentucky 11/10/17	Same
FGM	5 at FAU 11/25/17	Same
FGA	6, 2x (at South Dakota St. 12/9/17)	Same
FTM	6, 2x (vs. Canisius 11/19/17)	Same
Assists	3 vs. Valparaiso 11/28/17	Same
Steals	2 vs. Norfolk State 11/24/17	Same
Blocks	2 vs. Western Mich. 2/7/18	Same
3-PT	0	Same
Min.	27 vs. Eastern Kentucky 11/10/17	Same

JANE UECKER

Points	12 at Detroit Mercy 11/13/17	12 at Detroit Mercy 11/13/17
Reb.	8, 2x (vs. Ohio 1/20/18)	8, 2x (vs. Ohio 1/20/18)
FGM	5, 3x (vs. Toledo 1/27/18)	5, 3x (vs. Toledo 1/27/18x)
FGA	11 at Detroit Mercy 11/13/17	11 at Detroit Mercy 11/13/17
FTM	2, 5x (vs. Western Mich. 2/7/18)	2, 7x (vs. Western Mich. 2/7/18)
Assists	4 vs. Norfolk State 11/24/17	4 vs. Norfolk State 11/24/17
Steals	3 at Western Mich. 12/30/17	3 at Western Mich. 12/30/17
Blocks	2, 3x (at Ohio 2/17/18)	2, 4x (at Kent State 1/31/18)
3-PT	2 at Ohio 2/17/18	2, 2x (at Ohio 2/17/18)
Min.	39 at Robert Morris 11/16/17	39 at Robert Morris 11/16/17

BGSU-MICHIGAN STATE – THE LAST MEETING

BGSU 62 • (27-7)

#	Player		Total		3-Ptr	Rebounds					PF	TP	A	TO	Blk	Stl	Min
			FG-FGA	FG-FGA		FT-FTA	Off	Def	Tot								
02	PROCHASKA, Lauren	f	5-13	3-7	6-6	1	5	6	3	19	0	3	0	1	33		
24	UHL, Jen	f	2-5	1-2	2-6	4	2	6	2	7	1	2	1	0	29		
30	BRESKE, Tara	c	3-6	0-0	1-2	1	2	3	3	7	0	3	0	0	21		
01	NURSE, Tamika	g	0-3	0-1	2-4	0	8	8	1	2	7	2	0	2	34		
05	PONTIUS, Tracy	g	5-12	5-8	0-0	0	1	1	0	15	0	3	0	0	32		
04	HENNEGAN, Maggie		2-4	0-0	0-2	2	5	7	4	4	1	1	0	1	16		
10	TAMERLANO, Jessie		0-0	0-0	0-0	0	0	0	0	0	0	0	0	0	0+		
14	SLAGLE, Jessica		0-1	0-0	0-0	0	0	0	0	0	0	0	0	0	7		
15	ALBERT, Chelsea		0-0	0-0	0-0	0	0	0	0	0	0	0	0	0	1		
20	PAPENFUSS, Allison		0-0	0-0	0-0	0	0	0	0	0	0	0	0	0	0+		
21	STEFFEN, Chrissy		1-6	1-3	2-2	1	1	2	1	5	2	0	0	1	15		
34	CLAPPER, Sarah		1-1	1-1	0-0	0	0	0	0	3	0	0	0	0	0+		
41	BUGHER, Laura		0-0	0-0	0-0	0	0	0	0	0	0	0	0	0	0+		
44	ZUERCHER, Kelly		0-0	0-0	0-0	1	0	1	1	0	1	2	0	0	12		
Team						0	1	1									
Totals			19-51	11-22	13-22	10	25	35	15	62	12	16	1	5	200		
FG % 1st Half: 12-32			37.5%	2nd half: 7-19	36.8%	Game: 19-51		37.3%	Deadball								
3FG % 1st Half: 8-16			50.0%	2nd half: 3-6	50.0%	Game: 11-22		50.0%	Rebounds								
FT % 1st Half: 4-6			66.7%	2nd half: 9-16	56.3%	Game: 13-22		59.1%	4								

#25/25 Michigan State 72 • (23-9)

#		Player	Total		3-Ptr	Rebounds					PF	TP	A	TO	Blk	Stl	Min.
			FG-FGA	FG-FGA		FT-FTA	Off	Def	Tot								
22		Jefferson, Aisha	f	7-12	2-3	1-2	1	8	9	3	17	3	0	0	1	27	
30		Johnson, Lykendra	f	3-5	1-1	2-3	1	4	5	3	9	1	3	0	0	35	
41		DeHaan, Allyssa	c	3-9	0-1	2-2	5	6	11	1	8	2	0	1	0	20	
01		Thomas, Jasmine	g	5-13	0-3	1-1	4	2	6	1	11	2	3	0	2	28	
20		Thomas, Brittney	q	4-9	1-2	2-2	0	1	1	4	11	3	1	0	3	35	
03		Poole, Porsche		0-1	0-0	0-0	0	1	1	2	0	0	1	0	0	5	
15		Washington, Cetera		2-3	0-0	0-0	1	1	2	4	4	2	1	0	0	17	
32		Keane, Kalisha		1-10	0-5	0-0	0	2	2	0	2	2	0	0	0	14	
45		Aitch, Lauren		3-6	0-1	4-4	3	2	5	2	10	1	1	1	2	19	
Team							0	0	0								
Totals				28-68	4-16	12-14	15	27	42	20	72	16	10	2	8	200	
FG % 1st Half: 14-33			42.4%	2nd half: 14-35	40.0%	Game: 28-68		41.2%	Deadball								
3FG % 1st Half: 2-8			25.0%	2nd half: 2-8	25.0%	Game: 4-16		25.0%	Rebounds								
FT % 1st Half: 6-8			75.0%	2nd half: 6-6	100.0%	Game: 12-14		85.7%	2								

Officials: Mark Zentz, Jennifer Rezac, Robert Enterline
 Technical fouls: BGSU-None. #25/25 Michigan State-None.
 Attendance: 3560
 NCAA Championships First Round

Score by periods	1st	2nd	Total
BGSU	36	26	62
#25/25 Michigan State	36	36	72

Points	In	Off	2nd	Fast	Bench
BGSU	4	11	8	2	12
MSU	28	22	12	4	16

Last FG - BGSU 2nd-00:20, MSU 2nd-01:06.
 Largest lead - BGSU by 7 1st-12:55, MSU by 13 2nd-00:28.

Score tied - 8 times.
 Lead changed - 6 times.

BOWLING GREEN BASKETBALL

2018-19 RADIO / TELEVISION ROSTER




**ANDREA
CECIL**

6-1 | Jr. | G/F
Oak Harbor, Ohio




**MADISEN
PARKER**

5-9 | So. | Guard
Fort Wayne, Ind.




**ALYSSA
DEAN**

5-8 | R-So. | Guard
Columbus, Ohio



**SYDNEY
LAMBERT**

5-8 | Sr. | Guard
Cincinnati, Ohio




**MORGAN
McMILLEN**

5-9 | Fr. | Guard
Berlin, Ohio



**MOLLY
DEVER**

5-9 | Fr. | G/F
Cleveland, Ohio



**CATERRIION
THOMPSON**

5-10 | Jr. | Guard
Lima, Ohio




**JANE
UECKER**

6-3 | Jr. | Center
Akron, Ohio



**TERRI
BATTLE**

6-2 | So. | Center
Chicago, Ill.




**SYDNEY
PALERMO**

6-2 | Fr. | Forward
Erie, Pa.



**KADIE
HEMPFLING**

5-9 | Fr. | Guard
Ottawa, Ohio



**CLARE
GLOWNIAK**

6-2 | R-So. | Center
Corunna, Mich.



**SIERRA
THOMPSON**

5-11 | So. | Forward
Mattoon, Ill.



**MADDIE
COLE**

6-0 | Sr. | Forward
Sylvania, Ohio



**ANGELA
PERRY**

6-2 | So. | Center
Rochester, Ill.