



FALCON FOOTBALL RECORD BOOK

2017



@BG_FOOTBALL | BGSUFALCONS.COM | @BGATHLETICS





2017 RECORD BOOK • TABLE OF CONTENTS

MEDIA INFO

BGSU Football Information

Quick Facts..... 1
 Media Information 2
 Radio Information 3

2017 Falcons

Alphabetical Roster 4-5
 Numerical Roster 6-7
 Schedule 8
 Depth Chart..... 9

Opponent Info

All-Time Records 10
 Series Records..... 11-12

2016 Information

2016 Statistics 13-20

BGSU History

Falcon Tradition..... 21-25
 All-Americans..... 26-27
 Bowl Games..... 28-35
 All-MAC Performers 36
 Championship/Postseason Teams 37-45
 Players In The NFL 46

Record Book

Individual Records 47-52
 Team/Miscellaneous Records..... 53-55
 Annual Leaders 56-60
 All-Time Assistant Coaches 61
 Honors 62-64
 Hall Of Fame 65
 Milestones..... 66-70
 Year-By-Year Results..... 71-75
 Head Coaches 76-79
 Letterwinners..... 80-84
 Spirit & Traditions 85-86
 Doyt L. Perry Stadium 87-88

University Administration

President Mary Ellen Mazey, PhD 89
 Athletics Director Bob Moosbrugger 90

BGSU Quick Facts

School..... Bowling Green State University
 Location Bowling Green, Ohio 43403
 Founded 1910
 Enrollment 19,000
 Nickname Falcons
 Colors..... Orange & Brown
 Affiliation NCAA Division I
 Conference..... Mid-American, East Division (MAC)
 Stadium..... Doyt Perry Stadium (24,000)
 Surface Shaw Sport Turf
 University President Mary Ellen Mazey, PhD
 Director of Athletics..... Bob Moosbrugger
 Faculty Representative Dr. Ray Schneider, Dr. Donna Trautman
 Athletics Dept. Phone..... (419) 372-2401
 Athletics Website BGSUFalcons.com

Coaching Staff

Head Coach Mike Jinks (Angelo State '94)
 Record at BGSU 4-8 (2nd season)
 Career Record 4-8 (2nd season)
 Assoc. HC/DC..... Perry Eliano (Stephen F. Austin, '00), 2nd
 Co-OC/WR..... Kevin Kilmer (Texas Tech, '11), 2nd
 Co-OC/QB..... Andy Padron (Mary Hardin-Baylor, '07), 2nd
 ST Coord./LB..... Matt Brock (Baker, '11), 2nd
 Defensive Line Marcus White (Murray State, '05), 2nd
 Offensive Line..... Stephen Hamby (Texas Tech, '09), 2nd
 Cornerbacks Mike Mickens (Cincinnati, '11), 4th
 Receivers..... Seth Doege (Texas Tech, '11), 2nd
 Safeties Ryan Downard (Eastern Michigan, '11), 2nd
 Offensive GA Luke Wagner (Texas Tech, '14), 2nd
 Defensive GA..... Alex Huettel (Bowling Green, '15), 2nd
 Defensive GA..... Clint Killough (Incarnate Word '15), 1st
 Defensive GA..... Bobby Turner (UT Chattanooga, '13), 1st
 Dir. of Operations Collin Sexton (Kansas State, '16), 1st
 Recruiting Coordinator..... Nick Young (Toledo, '13), 2nd
 Quality Control Kenny Williams, 2nd
 Dir. of Strength/Conditioning Billy Yates, (Texas A&M, '03), 2nd
 Video Chris Zuccaro (Southern Mississippi, '06), 8th

Team Information

2016 Overall Record 4-8
 2016 MAC Record 3-5 (t3rd East)
 Primary Offense Multiple
 Primary Defense..... Multiple
 Starters Returning/Lost..... 13/12
 Offensive Starters Returning/Lost: 6/5
 Defensive Starters Returning/Lost: 5/6
 Special Teams Returning/Lost: 2/1
 Letterwinners Returning/Lost: 42/16
 Offensive Letterwinners Returning/Lost: 18/8
 Defensive Letterwinners Returning/Lost: 21/7
 Special Teams Letterwinners Returning/Lost:..... 3/1

Media Information

Football Contact Jason Knavel
 Office Phone..... (419) 372-7075
 Cell Phone (814) 464-5009
 Email jknavel@bgsu.edu
 Secondary Contact James Nahikian
 Cell Phone (248) 224-8113
 Email..... jnahiki@bgsu.edu
 Visiting Radio Lines..... POTS: (419) 372-9889; 372-0364
 ISDN: (419) 728-2479; 728-2480

CREDITS

The 2017 BGSU football record book was produced by the BGSU Athletic Communications Office – Jason Knavel, Football Contact and Director; Mike Cihon, Jenna Jorgensen and James Nahikian, Assistant Directors; Matthew Daley, Assistant – in cooperation with the BGSU football program. Primary inside photography by Craig Bell and Brad Phalin, BGSU Office of Marketing and Communications.



2017 MEDIA INFORMATION

CREDENTIALS

Requests for working press credentials should be made to the BGSU Athletic Communications Office. Requests should be made at least one week in advance. Late requests will be honored if space is available, but parking cannot be guaranteed for requests less than one week in advance. Scouts and non-working media will be seated if space is available, dependent on league and national rules.

WEEKLY INFORMATION

Media members can access BGSU information via the internet at BGSUFalcons.com. Weekly game notes and statistics will be updated regularly. A PDF version of releases and statistics can be e-mailed to those outlets which would prefer to receive this information on a regular basis. Please notify the BGSU Athletic Communications Office if you would like to be put on our primary media e-mail list.

MAC TELECONFERENCE

Football head coach Mike Jinks will be available each Monday during the regular season on the weekly MAC Teleconference. To join this MAC teleconference please contact the MAC at 216-466-5622.

WEEKLY PRESS CONFERENCES

Football coach Mike Jinks will hold a weekly media press conference in the Wilcox Room on the third floor of the Sebo Athletic Center. All members of the media are welcome to attend. Out-of-town media should contact Jason Knavel to schedule a phone interview with Coach Jinks or players at least one day in advance. All phone interviews need to be completed by **Wednesday evening**. Audio and video of each weekly press conference will be available at BGSUFalcons.com shortly after the completion of the press conference.

PLAYER INTERVIEWS

BGSU Athletic Communications strives to provide multiple opportunities for media to conduct interviews with student-athletes and coaches. Often, interviews can be conducted following practices, but we also suggest making player requests during each team's weekly press conference. Please allow at least 24 hours to set up interviews with players. Arrangements can be made for telephone and in-person interviews at a time that is mutually agreeable to the reporter/broadcaster and the athlete, should there be a scheduling conflict.

PARKING

A special media parking lot is located adjacent to Perry Stadium, near Cochrane (soccer) Field (Lot EE). Access to the media lot is by Stadium Drive. Admission to the media lot is restricted to people holding the correct credential acquired from the athletic communications office. All media members are asked to enter the stadium through the press gate (Gate 2) at the southwest corner of the stadium.

POST-GAME INTERVIEWS

At Home: Coach Jinks and BGSU players will be available for post-game interviews in the Sentinel-Tribune Room located between the two locker rooms, following the normal cooling-off period. BGSU observes a closed locker room policy. The Sentinel-Tribune Room is on the east side of the stadium (opposite the press box), and can be entered through the tunnels at either the north or south end. **On the Road:** Coach Jinks and requested players will be made available in a designated media room or just outside the locker room following the normal cooling-off period.

PRESS GATE

The press gate (Gate 2) at Doyt L. Perry Stadium is at the southwest corner of the stadium, a short walk from the media parking lot.

MEDIA FIELD POLICY

A general media pass will allow you access to the field during pre-game warmups and during the final five minutes of the fourth quarter only. Field access will be limited to working photographers and television reporters. **No interviews may be conducted on the field and any attempt to do so may lead to the loss of your media pass.**

PHOTOGRAPHERS

Photo passes for newspaper photographers, television videographers and, under special circumstances, for free-lance photographers, are available from the BGSU Athletic Communications Office. Photo passes entitle the photographer access to the sideline, the post-game press conference room and the press box.

PRESS BOX SERVICES

Members of the media will be provided with game programs, flip cards, current statistics and last-minute pregame notes prior to the start of the game. Statistical summaries will include play-by-play, quarter stats, halftime stats, complete team and individual stats and tackles. The BGSU press box does have wireless internet connection for all members of the media.

RADIO AND TELEVISION

Requests for permission to broadcast must be made in writing. Space will be made available for the official visiting radio station and student radio station on request. There is space in each booth for four people. Phone lines can be ordered through Jason Knavel. Anyone wishing to televise a game from Doyt L. Perry Stadium should contact the BGSU Athletic Communications Office at least ONE MONTH prior to the game, and preferably before the start of the season. The Mid-American Conference makes final decisions on all television requests through their television partner contracts.

LIVE STREAMING

Live streaming of BGSU football practices or games is not permitted. The use of Periscope, Facebook Live and/or other streaming sites is prohibited while covering BGSU Football, unless prior permission is obtained from the BGSU Athletic Communications staff.

BGSU Athletic Communications Office

Mailing Address

249 Perry Stadium East
 Bowling Green, Ohio 43403
 Office Phone: (419) 372-7105
www.bgsufalcons.com



Jason Knavel

Assistant AD/Communications
 Football Contact
Office: (419) 372-7075
Cell: (814) 464-5009
Email: jknavel@bgsu.edu



James Nahikian

Assistant
 Secondary Football
Office: (419) 372-7105
Cell: (248) 224-8113
Email: jnahiki@bgsu.edu



Mike Cihon

Assistant Director
Office: (419) 372-0474
Cell: (419) 308-0691
Email: mjcihon@bgsu.edu



Jenna Jorgensen

Assistant Director
Office: (419) 372-7077
Cell: (763) 228-4118
Email: jjorgen@bgsu.edu



Matthew Daley

Assistant
Office: (419) 372-7105
Cell: (419) 494-8813
Email: mattdaley76@gmail.com



2017 RECORD BOOK • RADIO INFORMATION



L-R: John Gibson (analyst) and Todd Walker (Play-by-Play)

Falcon Sports Radio Network

WFRO 99.1 FM enters its eighth year as the flagship station for Bowling Green athletics beginning in the 2017-18 season.

Todd Walker (left) begins his 15th season as the “Voice of the Falcons” while John Gibson (right) returns to the radio booth for his 12th year, spending 2003-05 and 2009-present with the Falcon football radio team.

WFRO Eagle 99 will carry all football and men’s basketball games, as well as the live Falcons Nest Coaches Show, which airs on Monday nights from Fricker’s in Bowling Green. Additionally, all radio broadcasts are available on the web at the official home of Bowling Green Athletics, www.BGSUFalcons.com.

In addition to Bowling Green State University, Learfield Sports manages multimedia rights for more than 126 collegiate institutions and associations, and titles the Learfield Sports Directors’ Cup. For additional corporate information and a complete collegiate portfolio, visit www.learfieldsports.com.



FALCON
SPORTS PROPERTIES

2016-17 BGSU Radio Network Affiliates

- WFRO (99.1 FM) * - Fremont, Ohio
- WWSR (93.1 FM) - Lima, Ohio
- WCIT (940 AM) - Lima, Ohio
- WLQR (1470 AM and 106.5 FM) - Toledo, Ohio
- WONW (1280 AM) - Defiance, Ohio
- WHKW (1220 AM) - Cleveland, Ohio
- WHKZ (1440 AM) - Cleveland, Ohio
- WFUN (970 AM) - Ashtabula, Ohio
- WKKI (94.3 FM) - Celina, Ohio

*Flagship





2017 BGSU FOOTBALL

12 MAC CHAMPIONSHIPS | 13 BOWL GAME APPEARANCES

2017 ALPHABETICAL ROSTER

OUTLOOK

No.	Name	Pos.	Ht.	Wt.	Yr.	Hometown / High School / Previous School
26	Nilijah Ballew	DB	6-1	215	Sr.	Cincinnati, Ohio / Walnut Hills
11	Aaron Banks	LB	6-3	245	R-Sr.	Chicago, Ill. / Simeon
69	Tim Blair	OL	6-5	276	R-Fr.	West Chester, Ohio / Lakota West
13	Jamari Bozeman	DB	6-2	180	Jr.	West Palm Beach, Fla. / Suncoast Community
55	Caleb Bright	OL	6-4	293	R-Fr.	Urbandale, Iowa / Urbandale
51	Malik Brown	DL	6-4	283	R-Sr.	Palm Beach, Fla. / Dwyer / Tennessee
48	James Carolan	LS	5-11	225	Fr.	Anthem, Ariz. / Boulder Creek
32	Andrew Clair	RB	5-9	180	Fr.	St. Louis, Mo. / St. Louis University
78	Clark Clancy	OL	6-4	283	R-Sr.	Troy, Mich. / Avondale
5	Calvin Clater	WR	6-3	190	Fr.	Fort Worth, Texas / South Hills
1	Josh Cleveland	RB	5-8	179	Sr.	Austin, Texas / Del Valle / Navarro College
55	Kholbe Coleman	LB	6-0	217	Fr.	Hoover, Ala. / Hoover
97	Josh Croslen	DT	6-2	280	Fr.	Cibolo, Texas / Steele
8	Elijah Cunningham	QB	6-3	178	R-Fr.	Springboro, Ohio / Springboro
17	Sy Dabney	DB	6-0	185	Fr.	Orchard Lake, Mich. / St. Mary's Prep
49	Joseph Davidson	P	6-7	234	R-Sr.	Findlay, Ohio / Findlay
81	Tristan Davis	WR	5-10	156	R-Jr.	Huber Heights, Ohio / Wayne / Indiana (Pa.)
16	Colin DeBord	WR	6-1	190	Fr.	Centerville, Ohio / Centerville
30	Bryson Denley	RB	5-10	173	R-Fr.	Cibolo, Texas / Steele
2	Jarret Doege	QB	6-3	193	Fr.	Lubbock, Texas / Cooper
23	Matt Domer	RB	5-11	190	R-So.	Hazel Crest, Ill. / Mount Carmel
72	Derek Downs	OL	6-7	305	Fr.	Westerville, Ohio / Westerville North
70	Zach Dziengelewski	OL	6-4	275	Fr.	Swanton, Ohio / Swanton
91	Nick Fields	K	6-0	213	R-Sr.	Laura, Ohio / Milton Union
88	Hunter Folkertsma	TE	6-6	251	R-Sr.	Grand Rapids, Mich. / Forest Hills Central
4	Fred Garth	DB	6-3	188	Jr.	Amory, Miss. / Amory / NW Mississippi CC
6	Montre Gregory	DB	6-1	185	R-Jr.	Baltimore, Md. / Baltimore Poly / Monroe CC
77	Matt Guevremont	OL	6-5	300	Fr.	Pickering, Ontario / St. Mary Catholic Secondary School / Chabot College
3	Datrin Guyton	WR	6-5	199	Jr.	Manor, Texas / Manor / Oregon State / Copiah-Lincoln CC
56	Walter Haire	DE	6-3	235	Fr.	Indianapolis, Ind. / North Central
38	Ben Hale	DB	6-3	208	Sr.	Columbus, Ohio / St. Charles
34	Torrian Hampton	DB	6-4	198	R-Fr.	Lakeland, Fla. / Lakeland
50	Jonah Harper	DL	6-2	288	R-Jr.	South Euclid, Ohio / Brush / Notre Dame College
19	Brandon Harris	LB	6-3	211	Jr.	East Cleveland, Ohio / Shaw
47	Dorian Hendrix	LB	6-0	239	R-Jr.	Huber Heights, Ohio / Wayne / Kentucky
68	Ryan Hunter	OL	6-4	325	R-Sr.	North Bay, Ontario / Canisius
44	Dirion Hutchins	DL	6-4	224	R-Fr.	St. Charles, Mo. / Francis Howell
22	Robert Jackson Jr.	DB	5-11	182	Jr.	Ft. Washington, Md. / Bishop McNamara
57	Tyree Jackson	DL	6-4	260	Fr.	Orlando, Fla. / Jones
18	Cameron Jefferies	DB	5-10	186	So.	Painesville, Ohio / Riverside
40	Brian Jennings II	RB	5-10	194	R-Jr.	Decatur, Ill. / MacArthur
28	Jerry Judd III	LB	6-2	219	R-Fr.	Streetsboro, Ohio / Streetsboro
95	Kyle Junior	DL	6-3	275	R-So.	Middletown, Ohio / Middletown
8	David Konowalski	DL	6-3	240	R-Jr.	Milwaukee, Wis. / Waukesha West
65	Jack Kramer	OL	6-3	299	R-So.	Plainfield, Ill. / Plainfield North
64	Austin Labus	OL	6-6	294	R-Jr.	Portage, Mich. / Portage Northern
54	Nico Lautanen	DL	6-3	276	R-So.	Mentor, Ohio / Mentor
27	Nate Locke	LB	6-1	240	R-Sr.	Canton, Ohio / Massillon
13	Grant Loy	QB	6-5	218	R-Fr.	New Washington, Ohio / Buckeye Central
76	Andrew Lucke	OL	6-3	322	R-Jr.	Mason, Ohio / Mason

2017 BGSU FOOTBALL
12 MAC CHAMPIONSHIPS | 13 BOWL GAME APPEARANCES



2017 ALPHABETICAL ROSTER

No.	Name	Pos.	Ht.	Wt.	Yr.	Hometown / High School / Previous School
15	Blake Lucky	FB	6-4	221	R-So.	Hobe Sound, Fla. / South Fork
41	Romeo Masuku	DB	6-2	194	R-Jr.	Manchester, N.H. / Trinity / Rhode Island
92	Caylon May	DL	6-2	290	Fr.	Olympia Fields, Ill. / Rich Central
71	Tim McAuliffe	OL	6-1	287	R-Sr.	Lemont, Ill. / Lemont
31	Jerry McBride III	DB	6-2	185	So.	Hannibal, Mo. / Hannibal Senior
21	Scott Miller	WR	5-10	160	Jr.	Barrington, Ill. / Barrington
14	Marcus Milton	DB	6-0	190	Jr.	Pickerington, Ohio / Pickerington Central
11	Cedric Mitchell	DL	6-1	185	Fr.	Elkhart, Ind. / Concord
12	James Morgan	QB	6-5	221	R-So.	Green Bay, Wisc. / Ashwaubenon
80	Quintin Morris	WR	6-3	205	Fr.	Richmond, Texas / George Ranch
20	Jordan Murphy	DL	6-5	245	Fr.	Columbiana, Ohio / Crestview
62	Sam Neverov	OL	6-5	288	Fr.	Dublin, Ohio / Jerome
17	Pete Norris	WR	5-10	180	R-Sr.	Malden, Mass. / Malden Catholic
43	Denzel Norvell	RB	5-7	179	Fr.	Dayton, Ohio / Thurgood Marshall
	Aidan O'Connor	WR	5-11	177	Fr.	Lima, Ohio / Lima Central Catholic
89	Deric Phouthavong	WR	6-5	208	Jr.	Columbus, Ohio / Hamilton Township
7	Armani Posey	LB	6-2	208	R-Fr.	Detroit, Mich. / Martin Luther King
14	Janarvis Pough	WR	6-1	191	R-So.	Hollywood, Fla. / American Heritage Plantation
9	Teo Redding	WR	6-1	172	R-Sr.	Warren, Mich. / Michigan Collegiate
30	Ty Redding	DB	6-2	155	R-Fr.	Warren, Mich. / Warren Mott
33	Jerry Roberts	LB	6-2	230	Fr.	Erie, Pa. / Cathedral Prep
35	Matt Robinson	DB	5-10	181	R-Sr.	Mansfield, Ohio / Mansfield Senior
10	Trevor Roop	WR	5-11	202	R-Sr.	Convoy, Ohio / Crestview
90	Jamari Rouse	DL	6-1	246	Fr.	Deerfield Beach, Fla. / Deerfield Beach
58	Brian Sanders	DL	6-4	250	R-Jr.	Detroit, Mich. / Cass Tech
	Justin Sawmiller	WR	6-0	197	Fr.	Kenton, Ohio / Kenton
63	Gus Schwieterman	DL	6-2	265	R-Sr.	Tipp City, Ohio / Bethel
79	Zack Sharp	OL	6-8	326	R-Fr.	Lake Mary, Fla. / Lake Mary
42	Leonard Skattebo	FB	6-1	268	Sr.	Rio Linda, Calif. / Rio Linda / Sacramento CC
52	Gabe Skrobot	LS	6-3	226	R-Fr.	Zanesville, Ohio / Bishop Rosecrans
93	Shannon Smith	DL	6-0	280	R-Sr.	Chicago, Ill. / Marist
21	Antonyo Sotolongo	DB	6-0	207	R-So.	Miami, Fla. / Gulliver Prep
2	Clint Stephens	DB	5-11	184	R-Jr.	West Palm Beach, Fla. / Dwyer
25	Terence Stephens Jr.	RB	6-1	193	So.	Imperial, Pa. / West Allegheny
46	Jake Suder	K	5-10	178	R-Jr.	Toledo, Ohio / Central Catholic
74	Lorenzo Taborn	OL	6-5	346	So.	Sidney, Ohio / Sidney
75	Matt Tanner	OL	6-7	345	Fr.	Jacksonville, Fla. / Bishop Snyder / E. Arizona College
86	Quinn Thomas	WR	5-10	167	R-So.	Perrysburg, Ohio / Perrysburg
98	Grant Tinnerman	K	6-4	204	R-Fr.	Centerville, Ohio / Centerville
84	Tyler Traylor	TE	6-2	220	R-Fr.	Dayton, Ohio / Centerville / Cincinnati
82	Julius Van Rooyen	TE	6-4	238	Fr.	
24	Tavaurus Wade	DB	6-1	206	R-Jr.	Homestead, Fla. / South Dade
36	Jack Walz III	DB	5-11	195	R-Jr.	Cleveland, Ohio / St. Edward
73	Joe Ware	OL	6-5	283	R-Fr.	Crete, Ill. / Crete-Monee
6	Matthew Wilcox Jr.	WR	5-10	179	Fr.	Huber Heights, Ohio / Wayne
45	Donovan Wilson	RB	6-0	225	R-Sr.	Dublin, Ohio / Jerome / Georgia Tech
23	Darius Wortham	DB	6-0	170	Fr.	Trotwood, Ohio / Trotwood-Madison
85	Jared Wyatt	WR	6-2	190	R-Fr.	Wylie, Texas / Wylie East
87	Marquis Zimmerman	WR	5-10	146	So.	Lakeland, Fla. / Kathleen

OUTLOOK



2017 BGSU FOOTBALL

12 MAC CHAMPIONSHIPS | 13 BOWL GAME APPEARANCES

2017 NUMERICAL ROSTER

OUTLOOK

No.	Name	Pos.	Ht.	Wt.	Yr.	Hometown / High School / Previous School
1	Josh Cleveland	RB	5-8	179	Sr.	Austin, Texas / Del Valle / Navarro College
2	Jarret Doege	QB	6-3	193	Fr.	Lubbock, Texas / Cooper
2	Clint Stephens	DB	5-11	184	R-Jr.	West Palm Beach, Fla. / Dwyer
3	Datrin Guyton	WR	6-5	199	Jr.	Manor, Texas / Manor / Oregon State / Copiah-Lincoln CC
4	Fred Garth	DB	6-3	188	Jr.	Amory, Miss. / Amory / NW Mississippi CC
5	Calvin Clater	WR	6-3	190	Fr.	Fort Worth, Texas / South Hills
6	Montre Gregory	DB	6-1	185	R-Jr.	Baltimore, Md. / Baltimore Poly / Monroe CC
6	Matthew Wilcox Jr.	WR	5-10	179	Fr.	Huber Heights, Ohio / Wayne
7	Armani Posey	LB	6-2	208	R-Fr.	Detroit, Mich. / Martin Luther King
8	Elijah Cunningham	QB	6-3	178	R-Fr.	Springboro, Ohio / Springboro
8	David Konowalski	DL	6-3	240	R-Jr.	Milwaukee, Wis. / Waukesha West
9	Teo Redding	WR	6-1	172	R-Sr.	Warren, Mich. / Michigan Collegiate
10	Trevor Roop	WR	5-11	202	R-Sr.	Convoy, Ohio / Crestview
11	Aaron Banks	LB	6-3	245	R-Sr.	Chicago, Ill. / Simeon
11	Cedric Mitchell	DL	6-1	185	Fr.	Elkhart, Ind. / Concord
12	James Morgan	QB	6-5	221	R-So.	Green Bay, Wisc. / Ashwaubenon
13	Jamari Bozeman	DB	6-2	180	Jr.	West Palm Beach, Fla. / Suncoast Community
13	Grant Loy	QB	6-5	218	R-Fr.	New Washington, Ohio / Buckeye Central
14	Marcus Milton	DB	6-0	190	Jr.	Pickerington, Ohio / Pickerington Central
14	Janarvis Pough	WR	6-1	191	R-So.	Hollywood, Fla. / American Heritage Plantation
15	Blake Lucky	FB	6-4	221	R-So.	Hobe Sound, Fla. / South Fork
16	Colin DeBord	WR	6-1	190	Fr.	Centerville, Ohio / Centerville
17	Sy Dabney	DB	6-0	185	Fr.	Orchard Lake, Mich. / St. Mary's Prep
17	Pete Norris	WR	5-10	180	R-Sr.	Malden, Mass. / Malden Catholic
18	Cameron Jefferies	DB	5-10	186	So.	Painesville, Ohio / Riverside
19	Brandon Harris	LB	6-3	211	Jr.	East Cleveland, Ohio / Shaw
20	Jordan Murphy	DL	6-5	245	Fr.	Columbiana, Ohio / Crestview
21	Scott Miller	WR	5-10	160	Jr.	Barrington, Ill. / Barrington
21	Antonyo Sotolongo	DB	6-0	207	R-So.	Miami, Fla. / Gulliver Prep
22	Robert Jackson Jr.	DB	5-11	182	Jr.	Ft. Washington, Md. / Bishop McNamara
23	Matt Domer	RB	5-11	190	R-So.	Hazel Crest, Ill. / Mount Carmel
23	Darius Wortham	DB	6-0	170	Fr.	Trotwood, Ohio / Trotwood-Madison
24	Tavaurus Wade	DB	6-1	206	R-Jr.	Homestead, Fla. / South Dade
25	Terence Stephens Jr.	RB	6-1	193	So.	Imperial, Pa. / West Allegheny
26	Nilijah Ballew	DB	6-1	215	Sr.	Cincinnati, Ohio / Walnut Hills
27	Nate Locke	LB	6-1	240	R-Sr.	Canton, Ohio / Massillon
28	Jerry Judd III	LB	6-2	219	R-Fr.	Streetsboro, Ohio / Streetsboro
30	Bryson Denley	RB	5-10	173	R-Fr.	Cibolo, Texas / Steele
30	Ty Redding	DB	6-2	155	R-Fr.	Warren, Mich. / Warren Mott
31	Jerry McBride III	DB	6-2	185	So.	Hannibal, Mo. / Hannibal Senior
32	Andrew Clair	RB	5-9	180	Fr.	St. Louis, Mo. / St. Louis University
33	Jerry Roberts	LB	6-2	230	Fr.	Erie, Pa. / Cathedral Prep
34	Torrian Hampton	DB	6-4	198	R-Fr.	Lakeland, Fla. / Lakeland
35	Matt Robinson	DB	5-10	181	R-Sr.	Mansfield, Ohio / Mansfield Senior
36	Jack Walz III	DB	5-11	195	R-Jr.	Cleveland, Ohio / St. Edward
38	Ben Hale	DB	6-3	208	Sr.	Columbus, Ohio / St. Charles
40	Brian Jennings II	RB	5-10	194	R-Jr.	Decatur, Ill. / MacArthur
41	Romeo Masuku	DB	6-2	194	R-Jr.	Manchester, N.H. / Trinity / Rhode Island
42	Leonard Skattebo	FB	6-1	268	Sr.	Rio Linda, Calif. / Rio Linda / Sacramento CC
43	Denzel Norvell	RB	5-7	179	Fr.	Dayton, Ohio / Thurgood Marshall



2017 NUMERICAL ROSTER

No.	Name	Pos.	Ht.	Wt.	Yr.	Hometown / High School / Previous School
44	Dirion Hutchins	DL	6-4	224	R-Fr.	St. Charles, Mo. / Francis Howell
45	Donovan Wilson	RB	6-0	225	R-Sr.	Dublin, Ohio / Jerome / Georgia Tech
46	Jake Suder	K	5-10	178	R-Jr.	Toledo, Ohio / Central Catholic
47	Dorian Hendrix	LB	6-0	239	R-Jr.	Huber Heights, Ohio / Wayne / Kentucky
48	James Carolan	LS	5-11	225	Fr.	Anthem, Ariz. / Boulder Creek
49	Joseph Davidson	P	6-7	234	R-Sr.	Findlay, Ohio / Findlay
50	Jonah Harper	DL	6-2	288	R-Jr.	South Euclid, Ohio / Brush / Notre Dame College
51	Malik Brown	DL	6-4	283	R-Sr.	Palm Beach, Fla. / Dwyer / Tennessee
52	Gabe Skrobot	LS	6-3	226	R-Fr.	Zanesville, Ohio / Bishop Rosecrans
54	Nico Lautanen	DL	6-3	276	R-So.	Mentor, Ohio / Mentor
55	Caleb Bright	OL	6-4	293	R-Fr.	Urbandale, Iowa / Urbandale
55	Kholbe Coleman	LB	6-0	217	Fr.	Hoover, Ala. / Hoover
56	Walter Haire	DE	6-3	235	Fr.	Indianapolis, Ind. / North Central
57	Tyree Jackson	DL	6-4	260	Fr.	Orlando, Fla. / Jones
58	Brian Sanders	DL	6-4	250	R-Jr.	Detroit, Mich. / Cass Tech
62	Sam Neverov	OL	6-5	288	Fr.	Dublin, Ohio / Jerome
63	Gus Schwieterman	DL	6-2	265	R-Sr.	Tipp City, Ohio / Bethel
64	Austin Labus	OL	6-6	294	R-Jr.	Portage, Mich. / Portage Northern
65	Jack Kramer	OL	6-3	299	R-So.	Plainfield, Ill. / Plainfield North
68	Ryan Hunter	OL	6-4	325	R-Sr.	North Bay, Ontario / Canisius
69	Tim Blair	OL	6-5	276	R-Fr.	West Chester, Ohio / Lakota West
70	Zach Dziengelewski	OL	6-4	275	Fr.	Swanton, Ohio / Swanton
71	Tim McAuliffe	OL	6-1	287	R-Sr.	Lemont, Ill. / Lemont
72	Derek Downs	OL	6-7	305	Fr.	Westerville, Ohio / Westerville North
73	Joe Ware	OL	6-5	283	R-Fr.	Crete, Ill. / Crete-Monee
74	Lorenzo Taborn	OL	6-5	346	So.	Sidney, Ohio / Sidney
75	Matt Tanner	OL	6-7	345	Fr.	Jacksonville, Fla. / Bishop Snyder / E. Arizona College
76	Andrew Lucke	OL	6-3	322	R-Jr.	Mason, Ohio / Mason
77	Matt Guevremont	OL	6-5	300	Fr.	Pickering, Ontario / St. Mary Catholic Secondary School / Chabot Coll.
78	Clark Clancy	OL	6-4	283	R-Sr.	Troy, Mich. / Avondale
79	Zack Sharp	OL	6-8	326	R-Fr.	Lake Mary, Fla. / Lake Mary
80	Quintin Morris	WR	6-3	205	Fr.	Richmond, Texas / George Ranch
81	Tristan Davis	WR	5-10	156	R-Jr.	Huber Heights, Ohio / Wayne / Indiana (Pa.)
82	Julius Van Rooyen	TE	6-4	238	Fr.	
84	Tyler Traylor	TE	6-2	220	R-Fr.	Dayton, Ohio / Centerville / Cincinnati
85	Jared Wyatt	WR	6-2	190	R-Fr.	Wylie, Texas / Wylie East
86	Quinn Thomas	WR	5-10	167	R-So.	Perrysburg, Ohio / Perrysburg
87	Marquis Zimmerman	WR	5-10	146	So.	Lakeland, Fla. / Kathleen
88	Hunter Folkertsma	TE	6-6	251	R-Sr.	Grand Rapids, Mich. / Forest Hills Central
89	Deric Phouthavong	WR	6-5	208	Jr.	Columbus, Ohio / Hamilton Township
90	Jamari Rouse	DL	6-1	246	Fr.	Deerfield Beach, Fla. / Deerfield Beach
91	Nick Fields	K	6-0	213	R-Sr.	Laura, Ohio / Milton Union
92	Caylon May	DL	6-2	290	Fr.	Olympia Fields, Ill. / Rich Central
93	Shannon Smith	DL	6-0	280	R-Sr.	Chicago, Ill. / Marist
95	Kyle Junior	DL	6-3	275	R-So.	Middletown, Ohio / Middletown
97	Josh Croslen	DT	6-2	280	Fr.	Cibolo, Texas / Steele
98	Grant Tinnerman	K	6-4	204	R-Fr.	Centerville, Ohio / Centerville
	Aidan O'Connor	WR	5-11	177	Fr.	Lima, Ohio / Lima Central Catholic
	Justin Sawmiller	WR	6-0	197	Fr.	Kenton, Ohio / Kenton



2017 BGSU FOOTBALL
12 MAC CHAMPIONSHIPS | 13 BOWL GAME APPEARANCES

2017 SCHEDULE

OUTLOOK

SEPTEMBER

2	at Michigan State <i>Michigan State leads 2-0-0</i>	East Lansing, Mich.	12 PM TV: ESPNU
9	SOUTH DAKOTA <i>First Meeting</i>	Bowling Green, Ohio <i>(Family Weekend)</i>	6 PM TV: ESPN3
16	at Northwestern <i>Bowling Green leads 2-0-0</i>	Evanston, Ill.	7:30 PM TV: BIG TEN NETWORK
23	at Middle Tennessee <i>Middle Tennessee leads 1-0-0</i>	Murfreesboro, Tenn.	7 PM TV: TBA
30	AKRON * <i>Bowling Green leads 16-7-0</i>	Bowling Green, Ohio <i>(Military Appreciation/Extra Yard for Teachers)</i>	TBA TV: TBA

OCTOBER

7	at Miami * <i>Miami leads 43-23-5</i>	Oxford, Ohio	TBA TV: TBA
14	OHIO * <i>Bowling Green leads 40-26-2</i>	Bowling Green, Ohio <i>(Homecoming)</i>	3:30 PM TV: TBA
21	NORTHERN ILLINOIS * <i>Bowling Green leads 12-9-0</i>	Bowling Green, Ohio <i>(Pink Game)</i>	TBA TV: TBA
31	at Kent State * <i>Bowling Green leads 59-19-6</i>	Kent, Ohio	7:30/8 PM TV: ESPN2/ESPNU

NOVEMBER

7	at Buffalo* <i>Bowling Green leads 11-3-0</i>	Buffalo, N.Y.	7:30 PM TV: ESPN2/ESPNU
15	TOLEDO * <i>Bowling Green leads 39-38-4</i>	Bowling Green, Ohio <i>(#MACTION)</i>	7/8 PM TV: ESPN2/ESPNU/CBSSN
21	at Eastern Michigan * <i>Bowling Green leads 25-12-1</i>	Ypsilanti, Mich.	7 PM TV: ESPNU/ESPN3

* MAC Game
 Home Games in **CAPS**
All times Eastern



2017 DEPTH CHART

OFFENSE

LT	68	Ryan Hunter	6-4	325	R-Sr.	North Bay, Ontario / Canisius
	79	Zack Sharp	6-8	326	R-Fr.	Lake Mary, Fla. / Lake Mary
LG	74	Lorenzo Taborn	6-5	346	So.	Sidney, Ohio / Sidney
	78	Clark Clancy	6-4	283	R-Sr.	Troy, Mich. / Avondale
C	71	Tim McAuliffe	6-1	287	R-Sr.	Lemont, Ill. / Lemont
	65	Jack Kramer	6-3	299	R-So.	Plainfield, Ill. / Plainfield North
RG	55	Caleb Bright	6-4	293	R-Fr.	Urbandale, Iowa / Urbandale
	69	Tim Blair	6-5	276	R-Fr.	West Chester, Ohio / Lakota West
RT	64	Austin Labus	6-6	294	R-Jr.	Portage, Mich. / Portage Northern
	73	Joe Ware	6-5	283	R-Fr.	Crete, Ill. / Crete-Monee
QB	12	James Morgan	6-5	221	R-So.	Green Bay, Wisc. / Ashwaubenon
	13	Grant Loy	6-5	218	R-Fr.	N. Washington, Ohio / Buckeye Central
WR	3	Datrin Guyton	6-5	199	Jr.	Manor, Texas / Manor
	14	Janarvis Pough	6-1	191	R-So.	Hollywood, Fla. / Amer. Heritage Plantation
WR	21	Scott Miller	5-10	160	Jr.	Barrington, Ill. / Barrington
	85	Jared Wyatt	6-2	190	R-Fr.	Wylie, Texas / Wylie East
WR	9	Teo Redding	6-1	172	R-Sr.	Warren, Mich. / Michigan Collegiate
	89	Deric Phouthavong	6-5	208	Jr.	Columbus, Ohio / Hamilton Township
TE	88	Hunter Folkertsma	6-6	251	R-Sr.	Grand Rapids, Mich. / Forest Hills Cen.
	42	Leonard Skattebo	6-1	268	Sr.	Rio Linda, Calif. / Rio Linda
RB	45	Donovan Wilson	6-0	225	R-Sr.	Dublin, Ohio / Jerome
	1	Josh Cleveland	5-8	179	Sr.	Austin, Texas / Del Valle

DEFENSE

DE	8	David Konowalski	6-3	240	R-Jr.	Milwaukee, Wis. / Waukesha West
	44	Dirion Hutchins	6-4	224	R-Fr.	St. Charles, Mo. / Francis Howell
DT	63	Gus Schwieterman	6-2	265	R-Sr.	Tipp City, Ohio / Bethel
	95	Kyle Junior	6-3	275	R-So.	Middletown, Ohio / Middletown
NT	93	Shannon Smith	6-0	280	R-Sr.	Chicago, Ill. / Marist
	54	Nico Lautanen	6-3	276	R-So.	Mentor, Ohio / Mentor
DE	58	Brian Sanders	6-4	250	R-Jr.	Detroit, Mich. / Cass Tech
	50	Jonah Harper	6-2	288	R-Jr.	South Euclid, Ohio / Brush
OLB	11	Aaron Banks	6-3	245	R-Sr.	Chicago, Ill. / Simeon
	7	Armani Posey	6-2	208	R-Fr.	Detroit, Mich. / Martin Luther King
MLB	27	Nate Locke	6-1	240	R-Sr.	Canton, Ohio / Massillon
	28	Jerry Judd	6-2	219	R-Fr.	Streetsboro, Ohio / Streetsboro
OLB	19	Brandon Harris	6-3	211	Jr.	East Cleveland, Ohio / Shaw
	26	Nilijah Ballew	6-1	215	Sr.	Cincinnati, Ohio / Walnut Hills
CB	18	Cameron Jefferies	5-10	186	So.	Painesville, Ohio / Riverside
	14	Marcus Milton	6-0	190	Jr.	Pickerington, Ohio / Pickerington Central
Rov	4	Fred Garth	6-3	188	Jr.	Amory, Miss. / Amory
	38	Ben Hale	6-3	208	Sr.	Columbus, Ohio / St. Charles
FS	13	Jamari Bozeman	6-2	180	Jr.	W. Palm Beach, Fla. / Suncoast Comm.
	24	Tavaraus Wade	6-1	206	R-Jr.	Homestead, Fla. / South Dade
CB	22	Robert Jackson Jr.	5-11	182	So.	Ft. Washington, Md. / Bishop McNamara
	2	Clint Stephens	5-11	184	R-Jr.	West Palm Beach, Fla. / Dwyer

SPECIALIST

K	46	Jake Suder	5-10	178	R-Jr.	Toledo, Ohio / Central Catholic
	91	Nick Fields	6-0	213	R-Sr.	Laura, Ohio / Milton Union
KOS	91	Nick Fields	6-0	213	R-Sr.	Laura, Ohio / Milton Union
	46	Jake Suder	5-10	178	R-Jr.	Toledo, Ohio / Central Catholic
P	49	Joseph Davidson	6-7	234	R-Sr.	Findlay, Ohio / Findlay
	98	Grant Tinnerman	6-4	204	R-Fr.	Centerville, Ohio / Centerville
LS	52	Gabe Skrobot	6-3	226	R-Fr.	Zanesville, Ohio / Bishop Rosecrans
	48	James Carolan	5-11	225	Fr.	Anthem, Ariz. / Boulder Creek
KR	6	Matt Wilcox	5-10	179	Fr.	Huber Heights, Ohio / Wayne
	1	Josh Cleveland	5-8	179	Sr.	Austin, Texas / Del Valle
PR	6	Matt Wilcox	5-10	179	Fr.	Huber Heights, Ohio / Wayne
	21	Scott Miller	5-10	160	Jr.	Barrington, Ill. / Barrington
HOLD	49	Joseph Davidson	6-7	234	R-Sr.	Findlay, Ohio / Findlay



2017 BGSU FOOTBALL

12 MAC CHAMPIONSHIPS | 13 BOWL GAME APPEARANCES

OPPONENT INFORMATION • ALL-TIME RECORDS

OPPONENTS



All-Time Series Records

Opponent	W-L-T	1st Mtg.	Findlay	10-2-5	1920	Morningside	1-0-0	1948	Syracuse	2-0-0	1973
Adrian	0-1-0	1922	Florida	0-1-0	2012	Morris Harvey	1-1-0	1948	Tampa	0-2-0	1966
Akron	16-7-0	1941	Florida International	1-0-0	2006	Mount Union	3-3-0	1931	Temple	8-4-0	1953
Albion	1-0-0	1930	Fresno State	2-3-0	1961	Murray State	1-0-0	2013	(UT) Chattanooga	0-2-0	1976
Alabama	0-1-0	1996	Georgia Southern	0-1-0	2015	Navy	2-1-0	1991	Tennessee	0-1-0	2015
Alma	3-0-0	1943	Grand Valley	2-0-0	1977	Nevada	1-0-0	1992	Tennessee Tech	2-0-0	1999
Arizona	0-1-0	1987	Hawaii	0-1-0	1977	North Carolina	0-1-0	1982	Texas-Arlington	1-1-0	1971
Arkansas State	1-0-0	1974	Heidelberg	2-3-1	1920	North Carolina State	0-1-0	1994	Texas Christian (TCU)	0-1-0	1988
Ashland	5-1-0	1921	Hiram	4-1-2	1932	North Dakota	1-0-0	2016	Texas Western (UTEP)	1-0-0	1960
Baldwin-Wallace	8-10-3	1923	Hope	1-0-0	1930	North Texas State	1-0-0	1964	Toledo	39-38-4	1919
Ball State	21-9-1	1942	Huntington	1-0-0	1922	Northern Illinois	12-9-0	1967	Troy	1-1-0	2009
Baylor	0-1-0	1981	Idaho	2-1-0	2009	Northern Iowa	1-0-0	1947	Tulsa	1-3-0	1989
Bluffton	9-2-1	1923	Indiana	1-1-0	2013	Northwestern	2-0-0	2001	Utah State	0-2-0	1969
Boise State	0-3-0	2005	Iowa State	0-2-0	1977	Oberlin	1-1-0	1945	Villanova	0-1-0	1978
Boston College	0-1-0	2007	John Carroll	1-2-1	1938	Ohio Northern	3-5-3	1922	Va. Military Institute	1-0-0	2014
Bradley	4-0-0	1950	Kansas	1-0-0	2002	Ohio State	0-5-0	1992	Virginia Tech	0-3-0	1990
Brigham Young	1-1-0	1975	Kansas State	0-1-0	1997	Ohio	40-26-2	1945	Washington	0-1-0	1986
Buffalo	11-3-0	2001	Kent State	59-19-6	1920	Ohio Wesleyan	5-2-0	1942	Wayne State	8-1-1	1926
Cal Poly (SLO)	1-0-0	1960	Kentucky	1-2-0	1979	Oklahoma	0-1-0	2004	Waynesburg	0-1-0	1954
Cal State Los Angeles	2-0-0	1965	Liberty	1-0-0	2003	Oklahoma State	0-1-0	1984	Western Kentucky	1-1-0	2007
Canisius	1-0-0	1946	Long Beach State	0-3-0	1977	Otterbein	2-0-2	1925	Western Michigan	32-18-3	1954
Capital	2-4-5	1924	Louisiana Tech	0-2-0	1995	Penn State	0-2-0	1987	Western Reserve	0-1-1	1931
Case Tech	2-0-0	1944	Marietta	0-1-0	1935	Pittsburgh	1-3-0	1999	West Texas State	1-4-0	1961
Cedarville	2-0-0	1924	Marshall	21-8-0	1954	Purdue	3-0-0	1972	West Virginia	0-3-0	1988
Central Florida	1-2-0	1996	Maryland	1-0-0	2015	Rhode Island	1-0-0	2012	Wichita State	1-0-0	1958
Central Michigan	21-19-0	1924	Massachusetts	4-0-0	2012	Richmond	1-1-0	1980	William & Mary	0-1-0	1947
Cincinnati	4-0-0	1990	Memphis	1-2-0	2004	Rider	1-0-1	1949	Wisconsin	0-3-0	1992
Dayton	16-3-1	1926	Miami (Ohio)	23-43-5	1941	San Diego State	0-2-1	1972	Wittenberg	5-2-0	1936
Defiance	10-5-1	1919	Michigan	0-2-0	2000	San Jose State	0-1-0	2012	Wooster	1-0-1	1940
Delaware	2-0-0	1957	Michigan State	0-2-0	1981	South Dakota	0-0-0	2017	Wyoming	1-1-0	2008
Detroit	1-0-0	1963	Middle Tennessee	0-1-0	2016	South Florida (USF)	0-1-0	2002	Xavier	6-2-0	1943
Drake	1-0-0	1956	Minnesota	1-2-0	1986	Southeast Missouri	1-0-0	2004	Youngstown State	4-2-0	1950
East Carolina	2-2-0	1971	Mississippi State	0-1-0	2013	Southern Illinois	8-0-0	1959	Others (Non-college)	5-2-0	
Eastern Kentucky	1-3-0	1940	Missouri	3-2-0	1995	Southern Mississippi	3-1-0	1974			
Eastern Michigan	25-12-1	1919	Morgan State	1-0-0	2011	St. Bonaventure	0-2-0	1946			

2017 opponents in bold



OPPONENT INFORMATION • SERIES RECORDS

OPPONENTS

Michigan State

(MSU LEADS, 2-0-0)
1998.....MS 10 BG 7
2007.....MS 28 BG 17

South Dakota

(FIRST MEETING)

Northwestern

(BG LEADS, 2-0-0)
2001.....BG 43 NU 42
2003.....BG 28 NU 24

MTSU

(MTSU LEADS, 1-0-0)
2016.....MT 41 BG 21

Akron

(BG LEADS, 16-7-0)
1941.....UA 8 BG 0
1985.....BG 27 UA 22
1989.....UA 38 BG 24
1992.....BG 24 UA 3
1993.....BG 49 UA 7
1994.....BG 45 UA 0
1995.....BG 50 UA 12
1996.....UA 21 BG 14
1997.....BG 31 UA 28
1998.....BG 58 UA 21
1999.....UA 55 BG 25
2000.....UA 27 BG 21
2001.....BG 16 UA 11
2005.....UA 24 BG 14
2006.....UA 35 BG 28
2007.....BG 44 UA 20
2008.....BG 37 UA 33
2009.....BG 36 UA 20
2012.....BG 24 UA 10
2013.....BG 31 UA 14
2014.....BG 27 UA 10
2015.....BG 59 UA 10
2016.....BG 38 UA 28

Miami

(MU LEADS, 42-23-5)
1941.....BG 9 MU 0
1942.....BG 7 MU 6
1943.....MU 45 BG 6
1944.....MU 28 BG 7
1945.....MU 26 BG 0
1946.....MU 6 BG 0
1947.....MU 33 BG 19
1950.....MU 54 BG 6
1951.....MU 46 BG 7
1952.....MU 42 BG 7
1953.....MU 47 BG 0
1954.....MU 46 BG 7
1955.....MU 7 BG 0
1956.....BG 7 MU 7
1957.....MU 13 BG 7
1958.....MU 28 BG 14
1959.....BG 33 MU 16
1960.....BG 21 MU 12

1961.....MU 7 BG 6
1962.....BG 24 MU 24
1963.....MU 21 BG 12
1964.....BG 21 MU 18
1965.....MU 23 BG 7
1966.....BG 17 MU 14
1967.....MU 9 BG 7
1968.....MU 31 BG 7
1969.....BG 3 MU 0
1970.....MU 7 BG 3
1971.....BG 33 MU 7
1972.....BG 16 MU 7
1973.....MU 31 BG 8
1974.....MU 34 BG 10
1975.....MU 20 BG 17
1976.....MU 9 BG 7
1977.....MU 33 BG 13
1978.....MU 18 BG 7
1979.....MU 21 BG 3
1980.....MU 7 BG 3
1981.....BG 7 MU 7
1982.....MU 17 BG 12
1983.....BG 17 MU 14
1984.....BG 41 MU 10
1985.....BG 28 MU 24
1986.....MU 24 BG 7
1987.....MU 17 BG 7
1988.....BG 21 MU 21
1989.....MU 17 BG 13
1990.....BG 10 MU 10
1991.....BG 17 MU 7
1992.....BG 44 MU 24
1993.....BG 30 MU 25
1994.....BG 27 MU 16
1995.....MU 21 BG 0
1996.....BG 14 MU 10
1997.....BG 28 MU 21
1998.....MU 24 BG 12
1999.....MU 45 BG 31
2000.....MU 24 BG 10
2001.....MU 24 BG 21
2003.....MU 33 BG 10
.....MU 49 BG 27
2005.....BG 42 MU 14
2006.....MU 9 BG 7
2007.....MU 47 BG 14
2008.....MU 27 BG 20
2009.....BG 35 MU 14
2010.....MU 24 BG 21
2011.....BG 37 MU 23
2012.....BG 37 MU 12
2013.....BG 45 MU 3
2016.....MU 40 BG 26

Ohio

(BG LEADS, 40-26-2)
1945.....BG 6 OU 0
1947.....BG 2 OU 0
1948.....BG 13 OU 7
1951.....OU 28 BG 7
1952.....OU 33 BG 14
1953.....OU 22 BG 14
1954.....OU 26 BG 14

1955.....BG 13 OU 0
1956.....BG 41 OU 27
1957.....BG 7 OU 7
1958.....BG 33 OU 6
1959.....BG 13 OU 9
1960.....OU 14 BG 7
1961.....BG 7 OU 6
1962.....BG 7 OU 6
1963.....OU 16 BG 0
1964.....OU 21 BG 0
1965.....BG 17 OU 7
1966.....BG 28 OU 0
1967.....OU 31 BG 7
1968.....OU 28 BG 27
1969.....BG 23 OU 16
1970.....OU 34 BG 7
1971.....BG 20 OU 19
1972.....BG 17 OU 0
1973.....OU 24 BG 23
1974.....OU 33 BG 22
1975.....BG 19 OU 17
1976.....OU 31 BG 26
1977.....BG 39 OU 27
1978.....OU 19 BG 15
1979.....OU 48 BG 21
1980.....OU 21 BG 20
1981.....OU 23 BG 21
1982.....BG 40 OU 21
1983.....BG 24 OU 20
1984.....BG 28 OU 7
1985.....BG 38 OU 17
1986.....BG 21 OU 16
1987.....BG 28 OU 7
1988.....BG 42 OU 0
1989.....BG 31 OU 28
1990.....BG 10 OU 10
1991.....BG 45 OU 14
1992.....BG 31 OU 14
1993.....BG 20 OU 0
1994.....BG 32 OU 0
1995.....BG 33 OU 7
1996.....OU 38 BG 0
1997.....OU 24 BG 0
1998.....BG 35 OU 7
1999.....OU 17 BG 14
2000.....OU 23 BG 21
2001.....BG 17 OU 0
2002.....BG 72 OU 21
2004.....BG 41 OU 16
2005.....BG 38 OU 14
2006.....BG 21 OU 9
2007.....OU 38 BG 27
2008.....BG 28 OU 3
2009.....OU 44 BG 37
2010.....OU 49 BG 25
2011.....OU 29 BG 28
2012.....BG 26 OU 14
2013.....BG 49 OU 0
2014.....BG 31 OU 13
2015.....BG 62 OU 24
2016.....OU 30 BG 24

Northern Illinois

(BG LEADS, 12-9-0)
1967.....BG 17 NIU 7
1968.....NIU 7 BG 6
1969.....BG 38 NIU 23
1973.....BG 21 NIU 20
1981.....BG 17 NIU 10
1982.....BG 20 NIU 18
1983.....NIU 24 BG 23
1984.....BG 28 NIU 6
1985.....BG 34 NIU 14
1986.....NIU 16 BG 8
1997.....BG 35 NIU 10
1998.....BG 34 NIU 23
2002.....NIU 26 BG 17
2003.....BG 34 NIU 18
2004.....NIU 34 BG 17
2008.....NIU 16 BG 13
2011.....NIU 45 BG 14
2013.....BG 47 EM 27
2014.....NIU 51 BG 17
2015.....BG 34 NIU 14
2016.....NIU 45 BG 20

Kent State

(BG LEADS, 59-19-6)
1920.....BG 7 KS 0
1921.....BG 0 KS 0
1922.....BG 6 KS 0
1927.....BG 13 KS 0
1928.....BG 6 KS 6
1934.....BG 0 KS 0
1935.....KS 45 BG 0
1936.....KS 6 BG 0
1937.....BG 13 KS 13
1938.....KS 7 BG 3
1939.....BG 34 KS 0
1940.....KS 13 BG 0
1941.....BG 12 KS 6
1942.....KS 7 BG 0
1946.....BG 13 KS 0
1947.....BG 21 KS 18
1948.....BG 23 KS 14
1949.....BG 27 KS 6
1950.....KS 19 BG 6
1951.....BG 27 KS 27
1952.....BG 44 KS 21
1953.....KS 41 BG 7
1954.....KS 28 BG 25
1955.....BG 6 KS 6
1956.....BG 17 KS 0
1957.....BG 13 KS 7
1958.....KS 8 BG 7
1959.....BG 25 KS 8
1960.....BG 28 KS 0
1961.....BG 21 KS 6
1962.....BG 45 KS 6
1963.....BG 18 KS 3
1964.....BG 41 KS 0
1965.....BG 7 KS 6
1966.....KS 35 BG 12
1967.....BG 7 KS 6



2017 BGSU FOOTBALL

12 MAC CHAMPIONSHIPS | 13 BOWL GAME APPEARANCES

OPPONENT INFORMATION • SERIES RECORDS

OPPONENTS

1968.....	BG	30	KS	7
1969.....	BG	7	KS	0
1970.....	BG	44	KS	0
1971.....	BG	46	KS	33
1972.....	KS	14	BG	10
1973.....	KS	21	BG	7
1974.....	BG	26	KS	10
1975.....	BG	35	KS	9
1976.....	BG	17	KS	13
1977.....	BG	14	KS	10
1978.....	BG	28	KS	20
1979.....	BG	28	KS	17
1980.....	BG	24	KS	3
1981.....	BG	13	KS	7
1982.....	BG	41	KS	7
1983.....	BG	38	KS	3
1984.....	BG	27	KS	10
1985.....	BG	26	KS	14
1986.....	BG	31	KS	15
1987.....	BG	30	KS	20
1988.....	KS	31	BG	19
1989.....	BG	51	KS	28
1990.....	BG	20	KS	16
1991.....	BG	35	KS	7
1992.....	BG	28	KS	22
1993.....	BG	40	KS	7
1994.....	BG	22	KS	16
1995.....	BG	26	KS	15
1996.....	BG	31	KS	24
1997.....	KS	29	BG	20
1998.....	BG	42	KS	21
1999.....	KS	41	BG	27
2000.....	BG	18	KS	11
2001.....	BG	24	KS	7
2002.....	BG	45	KS	14
2003.....	BG	42	KS	33
2005.....	BG	24	KS	14
2006.....	KS	38	BG	3
2007.....	BG	31	KS	20
2008.....	BG	45	KS	30
2009.....	BG	36	KS	35
2010.....	KS	30	BG	6
2011.....	KS	27	BG	15
2012.....	KS	31	BG	24
2013.....	BG	41	KS	22
2014.....	BG	30	KS	20
2015.....	BG	48	KS	0
2016.....	BG	42	KS	7

Buffalo

(BG LEADS, 11-3-0)

2000.....	UB	20	BG	17
2001.....	BG	35	UB	0
2005.....	BG	27	UB	7
2006.....	BG	48	UB	40
2007.....	BG	31	UB	17
2008.....	UB	40	BG	34
2009.....	BG	30	UB	29
2010.....	UB	28	BG	26
2011.....	BG	42	UB	28
2012.....	BG	21	UB	7
2013.....	BG	24	UB	7
2014.....	BG	36	UB	35

2015.....	BG	28	UB	22
2016.....	BG	27	UB	19

Toledo

(BG LEADS, 39-38-4)

1919.....	UT	6	BG	0
1921.....	BG	20	UT	7
1922.....	BG	6	UT	6
1923.....	UT	27	BG	0
1924.....	UT	12	BG	7
1928.....	BG	14	UT	0
1929.....	BG	0	UT	0
1930.....	BG	0	UT	0
1932.....	BG	12	UT	6
1933.....	UT	26	BG	7
1934.....	UT	22	BG	0
1935.....	UT	63	BG	0
1948.....	BG	21	UT	6
1949.....	UT	20	BG	19
1950.....	BG	39	UT	14
1951.....	UT	12	BG	6
1952.....	BG	29	UT	19
1953.....	UT	20	BG	19
1954.....	UT	38	BG	7
1955.....	BG	39	UT	0
1956.....	BG	34	UT	12
1957.....	BG	29	UT	0
1958.....	BG	31	UT	16
1959.....	BG	51	UT	21
1960.....	BG	14	UT	3
1961.....	BG	17	UT	6
1962.....	BG	28	UT	13
1963.....	BG	22	UT	20
1964.....	BG	31	UT	14
1965.....	BG	21	UT	14
1966.....	BG	14	UT	13
1967.....	UT	33	BG	0
1968.....	BG	0	UT	0
1969.....	UT	27	BG	26
1970.....	UT	20	BG	0
1971.....	UT	24	BG	7
1972.....	BG	19	UT	8
1973.....	BG	49	UT	35
1974.....	UT	24	BG	19
1975.....	BG	34	UT	17
1976.....	BG	29	UT	28
1977.....	BG	21	UT	13
1978.....	BG	45	UT	27
1979.....	UT	23	BG	17
1980.....	BG	17	UT	6
1981.....	BG	38	UT	0
1982.....	UT	24	BG	10
1983.....	UT	6	BG	3
1984.....	UT	17	BG	6
1985.....	BG	21	UT	0
1986.....	UT	22	BG	3
1987.....	BG	20	UT	6
1988.....	UT	34	BG	5
1989.....	BG	27	UT	23
1990.....	UT	19	BG	13
1991.....	BG	24	UT	21
1992.....	BG	10	UT	9
1993.....	BG	17	UT	10

1994.....	BG	31	UT	16
1995.....	UT	35	BG	16
1996.....	UT	24	BG	16
1997.....	UT	35	BG	20
1998.....	UT	24	BG	16
1999.....	BG	34	UT	23
2000.....	UT	51	BG	17
2001.....	BG	56	UT	21
2002.....	UT	42	BG	24
2003.....	BG	31	UT	23
2004.....	UT	49	BG	41
2005.....	UT	44	BG	41
2006.....	UT	31	BG	21
2007.....	BG	37	UT	10
2008.....	BG	38	UT	10
2009.....	BG	38	UT	24
2010.....	UT	33	BG	14
2011.....	UT	28	BG	21
2012.....	UT	27	BG	15
2013.....	UT	28	BG	25
2014.....	UT	27	BG	20
2015.....	UT	44	BG	28
2016.....	UT	42	BG	35

E. Michigan

(BG LEADS, 25-12-1)

1919.....	EM	10	BG	0
1920.....	EM	74	BG	0
1925.....	EM	14	BG	0
1929.....	EM	34	BG	7
1936.....	BG	6	EM	0
1937.....	EM	25	BG	0
1938.....	BG	7	EM	7
1939.....	BG	23	EM	13
1940.....	BG	15	EM	0
1941.....	BG	20	EM	6
1973.....	BG	31	EM	7
1976.....	BG	53	EM	12
1977.....	EM	16	BG	6
1978.....	BG	43	EM	6
1979.....	BG	32	EM	6
1980.....	EM	18	BG	16
1981.....	BG	28	EM	0
1982.....	BG	24	EM	7
1983.....	BG	26	EM	21
1984.....	BG	35	EM	27
1985.....	BG	42	EM	24
1986.....	BG	24	EM	10
1987.....	EM	38	BG	18
1988.....	EM	28	BG	3
1989.....	EM	21	BG	13
1990.....	BG	25	EM	15
1991.....	BG	17	EM	6
1994.....	BG	30	EM	13
2000.....	BG	20	EM	6
2002.....	BG	63	EM	21
2003.....	BG	33	EM	20
2004.....	BG	41	EM	20
2006.....	BG	24	EM	21
2007.....	BG	39	EM	32
2008.....	EM	24	BG	21
2012.....	BG	24	EM	3

2013.....	BG	58	EM	7
2016.....	EM	28	BG	25

* formerly Mich. St. Normal College



2016 STATS • INDIVIDUAL

STATISTICS

Rushing	gp-gs	att	gain	loss	net	avg	td	lg	avg/g
COPPET, Fred	12-10	204	1062	32	1030	5.0	8	52	85.8
CLEVELAND, Josh	11-1	101	660	11	649	6.4	2	85	59.0
WILSON, Donovan	12-1	110	520	17	503	4.6	5	42	41.9
STEPHENS, T.	9-0	13	50	9	41	3.2	0	15	4.6
DAVIDSON, Joe	12-0	1	24	0	24	24.0	0	24	2.0
MOORE, Ronnie	12-12	8	26	5	21	2.6	2	6	1.8
ZIMMERMAN, M.	10-1	1	8	0	8	8.0	0	8	0.8
PHOUTHAVONG, D.	12-4	1	6	0	6	6.0	0	6	0.5
SKATTEBO, L.	12-1	2	4	0	4	2.0	1	3	0.3
TEAM	4-0	3	0	5	-5	-1.7	0	0	-1.2
KNAPKE, James	6-5	14	17	56	-39	-2.8	0	6	-6.5
MORGAN, James	12-7	45	109	181	-72	-1.6	0	12	-6.0
Total	12	503	2486	316	2170	4.3	18	85	180.8
Opponents	12	502	2601	310	2291	4.6	28	63	190.9

Passing	gp-gs	effic	comp-att-int	pct	yds	td	lg	avg/g
MORGAN, James	12-7	116.78	183-326-15	56.1	2082	16	72	173.5
KNAPKE, James	6-5	87.67	59-119-9	49.6	636	3	71	106.0
MOORE, Ronnie	12-12	29.00	1-2-0	50.0	-5	0	0	-0.4
CLEVELAND, Josh	11-1	0.00	0-1-0	0.0	0	0	0	0.0
DAVIDSON, Joe	12-0	-200.00	0-1-1	0.0	0	0	0	0.0
Total	12	107.70	243-449-25	54.1	2713	19	72	226.1
Opponents	12	159.51	243-380-9	63.9	3280	32	79	273.3

Receiving	gp-gs	no.	yds	avg	td	lg	avg/g
MILLER, Scott	12-10	74	968	13.1	10	72	80.7
MOORE, Ronnie	12-12	42	513	12.2	1	48	42.8
REDDING, Teo	12-8	31	423	13.6	3	46	35.2
ZIMMERMAN, M.	10-1	22	184	8.4	1	40	18.4
PHOUTHAVONG, D.	12-4	15	170	11.3	1	19	14.2
COPPET, Fred	12-10	15	79	5.3	0	15	6.6
POUGH, Janarvis	11-1	12	125	10.4	0	19	11.4
DOSSOUS, Vanel	11-2	9	79	8.8	0	20	7.2
CLEVELAND, Josh	11-1	9	41	4.6	0	9	3.7
FOLKERTSMA, H.	12-8	7	93	13.3	1	23	7.8
WILSON, Donovan	12-1	4	34	8.5	1	18	2.8
STEPHENS, T.	9-0	2	-4	-2.0	0	0	-0.4
SKATTEBO, L.	12-1	1	8	8.0	1	8	0.7
Total	12	243	2713	11.2	19	72	226.1
Opponents	12	243	3280	13.5	32	79	273.3

Punt Returns	no.	yds	avg	td	lg
WATSON, Will	10	79	7.9	0	18
ZIMMERMAN, M.	4	10	2.5	0	9
MILLER, Scott	3	19	6.3	0	10
MOORE, Ronnie	3	-9	-3.0	0	0
Total	20	99	4.9	0	18
Opponents	20	96	4.8	0	26

Interceptions	no.	yds	avg	td	lg
BOZEMAN, Jamari	3	5	1.7	0	5
HARRIS, Brandon	2	76	38.0	1	63
GREENE, Trenton	1	0	0.0	0	0
MILTON, Marcus	1	0	0.0	0	0
MACK, Alfonso	1	47	47.0	0	47
SOTOLONGO, Ant.	1	7	7.0	0	7
Total	9	135	15.0	1	63
Opponents	25	348	13.9	3	75

Kick Returns	no.	yds	avg	td	lg
MILLER, Scott	19	336	17.7	0	37
WATSON, Will	13	275	21.2	0	48
STEPHENS, T.	4	68	17.0	0	28
MOORE, Ronnie	3	38	12.7	0	22
ZIMMERMAN, M.	3	58	19.3	0	26
FOLKERTSMA, H.	3	10	3.3	0	6
SKATTEBO, L.	1	7	7.0	0	7
DOSSOUS, Vanel	1	15	15.0	0	15
CLEVELAND, Josh	1	27	27.0	0	27
Total	48	834	17.4	0	48
Opponents	39	587	15.1	0	46

Fumble Returns	no.	yds	avg	td	lg
MILTON, Marcus	1	76	76.0	1	76
Total	1	76	76.0	1	76
Opponents	0	0	0.0	0	0



2017 BGSU FOOTBALL

12 MAC CHAMPIONSHIPS | 13 BOWL GAME APPEARANCES

2016 STATS • INDIVIDUAL

STATISTICS

Scoring	td	fg	PAT				dpx	saf	pts
			kick	rush	rcv	pass			
MILLER, Scott	10	-	-	-	1	-	-	-	62
SUDER, Jake	-	9-12	35-38	-	-	-	-	-	62
COPPET, Fred	8	-	-	-	-	-	-	-	48
WILSON, Donovan	6	-	-	-	-	-	-	-	36
MOORE, Ronnie	3	-	-	-	-	-	-	-	18
REDDING, Teo	3	-	-	-	-	-	-	-	18
SKATTEBO, L.	2	-	-	-	-	-	-	-	12
CLEVELAND, Josh	2	-	-	-	-	-	-	-	12
PHOUTHAVONG, D.	1	-	-	-	-	-	-	-	6
FOLKERTSMA, H.	1	-	-	-	-	-	-	-	6
ZIMMERMAN, M.	1	-	-	-	-	-	-	-	6
HARRIS, Brandon	1	-	-	-	-	-	-	-	6
MILTON, Marcus	1	-	-	-	-	-	-	-	6
MORGAN, James	-	-	-	-	-	1-1	-	-	0
Total	39	9-12	35-38	-	1	1-1	-	-	298
Opponents	63	7-11	55-59	-	2	2-4	-	1	460

Total Offense	g	plays	rush	pass	total	avg/g
MORGAN, James	12	371	-72	2082	2010	167.5
COPPET, Fred	12	204	1030	0	1030	85.8
CLEVELAND, Josh	11	102	649	0	649	59.0
KNAPKE, James	6	133	-39	636	597	99.5
WILSON, Donovan	12	110	503	0	503	41.9
STEPHENS, T.	9	13	41	0	41	4.6
DAVIDSON, Joe	12	2	24	0	24	2.0
MOORE, Ronnie	12	10	21	-5	16	1.3
ZIMMERMAN, M.	10	1	8	0	8	0.8
PHOUTHAVONG, D.	12	1	6	0	6	0.5
SKATTEBO, L.	12	2	4	0	4	0.3
TEAM	4	3	-5	0	-5	-1.2
Total	12	952	2170	2713	4883	406.9
Opponents	12	882	2291	3280	5571	464.2

Field Goals	fg	pct.	01-19	20-29	30-39	40-49	50-99	lg	blk
SUDER, Jake	9-12	75.0	1-1	3-3	4-6	1-2	0-0	44	1

FG Sequence	Bowling Green	Opponents
Ohio State	(33)	-
North Dakota	30	49,(36),(44),55
Middle Tennessee	-	28
Memphis	(30)	-
Eastern Michigan	30,(32)	-
Ohio	(19)	(45),38
Toledo	-	-
Miami	(44),(32)	(28)
NIU	49	(41)
Akron	(27)	(30),(45)
Kent State	-	-
Buffalo	(29),(28)	-

Numbers in (parentheses) indicate field goal was made.

Punting	no.	yds	avg	lg	tb	fc	i20	50+	blk
DAVIDSON, Joe	61	2791	45.8	82	3	13	21	19	0
Total	61	2791	45.8	82	3	13	21	19	0
Opponents	70	3033	43.3	74	5	19	28	12	0

Kickoffs	no.	yds	avg	tb	ob	retn	net	ydln
FIELDS, Nick	61	3251	53.3	15	1			
Total	61	3251	53.3	15	1	15.1	37.5	27
Opponents	81	4870	60.1	30	2	17.4	40.6	24

All Purpose	g	rush	rcv	pr	kr	ir	total	avg/g
MILLER, Scott	12	0	968	19	336	0	1323	110.2
COPPET, Fred	12	1030	79	0	0	0	1109	92.4
CLEVELAND, J	11	649	41	0	27	0	717	65.2
MOORE, Ronnie	12	21	513	-9	38	0	563	46.9
WILSON, Donov	12	503	34	0	0	0	537	44.8
REDDING, Teo	12	0	423	0	0	0	423	35.2
WATSON, Will	5	0	0	79	275	0	354	70.8
ZIMMERMAN, M	10	8	184	10	58	0	260	26.0
PHOUTHAVON	12	6	170	0	0	0	176	14.7
POUGH, Janarvi	11	0	125	0	0	0	125	11.4
STEPHENS, T.	9	41	-4	0	68	0	105	11.7
FOLKERTSMA,	12	0	93	0	10	0	103	8.6
DOSSOUS, Van	11	0	79	0	15	0	94	8.5
HARRIS, Brand	12	0	0	0	0	76	76	6.3
MACK, Alfonso	11	0	0	0	0	47	47	4.3
DAVIDSON, Joe	12	24	0	0	0	0	24	2.0
SKATTEBO, L.	12	4	8	0	7	0	19	1.6
SOTOLONGO,	9	0	0	0	0	7	7	0.8
BOZEMAN, Jam	12	0	0	0	0	5	5	0.4
TEAM	4	-5	0	0	0	0	-5	-1.2
KNAPKE, Jame	6	-39	0	0	0	0	-39	-6.5
MORGAN, Jame	12	-72	0	0	0	0	-72	-6.0
Total	12	2170	2713	99	834	135	5951	495.9
Opponents	12	2291	3280	96	587	348	6602	550.2



2016 STATS • DEFENSE

#	Defensive Leaders	gp-gs	Tackles				tfl/yds	Sacks		Pass defense			Fumbles		blkd	
			ua	a	tot			no-yds	int-yds	brup	qbh	rcv-yds	ff	kick	saf	
2	GREENE, Trenton	12-12	54	57	111	8.5-44	4.0-33	1-0	2	1	1-0	3	.	.		
13	BOZEMAN, Jamari	12-12	42	29	71	1.5-3	.	3-5	3	.	.	1	.	.		
19	HARRIS, Brandon	12-12	34	25	59	3.0-14	1.0-8	2-76	4	1	1-0	1	.	.		
1	VALDEZ, Austin	10-8	21	37	58	1.0-1	.	.	2	2		
94	KONOWALSKI, D	12-12	22	27	49	3.0-24	2.5-23	.	1	4	.	.	1	.		
10	LUNSFORD, Izaah	12-12	21	27	48	3.5-10	1.0-3	.	1	1	1-0	.	.	.		
3	BUSH, Terrance	12-11	19	29	48	3.0-24	2.5-23	.	1	2		
22	JACKSON, Robert	10-5	28	19	47	.	.	.	2	.	.	2	.	.		
24	WADE, Tavarous	11-8	31	9	40	1.0-4	.	.	2	.	.	1	.	.		
26	MACK, Alfonso	11-7	23	12	35	1.0-2	.	1-47	5		
27	LOCKE, Nate	12-3	18	10	28	1.5-7	0.5-3	.	1	1		
63	SCHWIETERMAN, G	12-10	20	8	28	12.0-40	5.0-26	.	.	3	1-0	.	.	.		
21	SOTOLONGO, Ant.	9-3	13	12	25	.	.	1-7		
56	JONES, Tyrik	10-1	17	7	24	5.0-34	4.5-33	.	.	1		
8	WATSON, Will	5-4	13	9	22	0.5-0	.	.	4	.	1-0	.	.	.		
31	McBRIDE, Jerry	11-2	17	4	21	0.5-0	.	.	1		
4	SANFORD, James	12-0	13	6	19	0.5-1	.	.	1	.	1-0	.	.	.		
18	JEFFERIES, Cam.	12-5	13	5	18	.	.	.	3		
25	BALLEW, Nilijah	12-1	14	4	18	2.0-8		
14	MILTON, Marcus	10-3	11	3	14	.	.	1-0	1	.	1-76	.	.	.		
93	SMITH, Shannon	11-2	7	7	14	2.0-11	1.0-9	.	.	1	.	1	.	.		
6	GREGORY, Montre	8-0	8	3	11	.	.	.	2		
95	JUNIOR, Kyle	12-0	4	7	11	0.5-2	.	.	.	1		
47	HENDRIX, Dorian	11-0	8	3	11	2.0-9	1.0-7	.	.	1		
1R	ROOP, Trevor	10-0	7	2	9	1	.	.		
58	SANDERS, Brian	11-0	7	2	9	1.0-5		
35	ROBINSON, Matt	12-0	4	4	8	1-0	.	.	.		
51	BROWN, Malik	11-0	3	3	6	1	.	.		
38	HALE, Ben	1-0	5	.	5		
54	LAUTANEN, Nico	9-0	5	.	5	2.0-9		
57	BARTMAN, Zac	12-0	4	.	4	1	.	.		
11	BANKS, Aaron	11-0	3	.	3		
48	HOHENSTEIN, G.	12-0	1	1	2		
45	WILSON, Donovan	12-1	2	.	2		
2M	MILLER, Scott	12-10	1	1	2		
5	MOORE, Ronnie	12-12	1	.	1		
36	WALZ, Jack	1-0	1	.	1		
9R	REDDING, Teo	12-8	1	.	1		
91	FIELDS, Nick	12-0	1	.	1		
17	COFFEY, Grant	1-0	1	.	1		
87	ZIMMERMAN, M.	10-1	1	.	1		
28	COPPET, Fred	12-10	1	.	1		
53	DIETZ, Logan	12-12	1	.	1		
72	STEWART, Ben	11-11	1	.	1		
32	STEPHENS, T.	9-0	1		
Total		12	522	372	894	55-252	23-168	9-135	36	20	8-76	12	1	.		
Opponents		12	537	379	916	68-288	25-196	25-348	51	21	8-0	14	2	1		



2017 BGSU FOOTBALL

12 MAC CHAMPIONSHIPS | 13 BOWL GAME APPEARANCES

2016 STATS • GAME-BY-GAME

STATISTICS

Opponent	Score	First Downs				Rushing Number-Yards	Passing		Total Offense Plays-Yards	Return Yards	Turn- Overs
		Total	Rush	Pass	Pen		Comp-Att-Int	Yards			
Ohio State	10-77	16 / 41	4 / 25	10 / 14	2 / 2	28-69 / 55-359	21-44-3 / 27-39-1	175 / 417	72-244 / 94-776	169 / 138	3 / 1
NORTH DAKOTA	27-26	22 / 18	9 / 7	12 / 10	1 / 1	34-88 / 41-167	24-42-3 / 21-36-0	327 / 219	76-415 / 77-386	79 / 186	3 / 0
MIDDLE TENNESSEE	21-41	24 / 20	17 / 8	6 / 8	1 / 4	61-304 / 37-158	18-32-2 / 18-30-1	129 / 278	93-433 / 67-436	95 / 100	4 / 2
Memphis	3-77	14 / 25	3 / 9	9 / 13	2 / 3	28-91 / 45-240	24-48-4 / 23-32-0	203 / 395	76-294 / 77-635	18 / 102	4 / 0
EASTERN MICHIGAN	25-28	29 / 24	11 / 13	14 / 8	4 / 3	42-206 / 45-212	23-47-1 / 21-30-1	250 / 262	89-456 / 75-474	23 / 16	1 / 2
Ohio	24-30	24 / 22	9 / 7	12 / 13	3 / 2	39-114 / 37-183	22-38-3 / 21-29-1	253 / 203	77-367 / 66-386	84 / 41	4 / 1
Toledo	35-42	24 / 25	10 / 8	12 / 14	2 / 3	34-167 / 43-219	25-38-1 / 23-30-1	335 / 322	72-502 / 73-541	108 / 95	1 / 1
MIAMI	26-40	26 / 24	4 / 9	16 / 12	6 / 3	23-57 / 46-214	30-49-3 / 22-35-0	389 / 215	72-446 / 81-429	77 / 93	4 / 1
NIU	20-45	20 / 29	6 / 18	12 / 9	2 / 2	35-90 / 49-286	21-43-2 / 21-31-1	224 / 193	78-314 / 80-479	123 / 14	2 / 1
Akron	38-28	18 / 14	13 / 8	4 / 5	1 / 1	46-218 / 50-177	11-23-1 / 11-24-3	105 / 197	69-323 / 74-374	227 / 103	2 / 6
KENT STATE	42-7	35 / 10	22 / 2	10 / 8	3 / 0	66-420 / 22-9	12-24-2 / 15-28-0	177 / 245	90-597 / 50-254	34 / 103	3 / 0
BUFFALO	27-19	27 / 20	17 / 5	10 / 15	0 / 0	67-346 / 32-67	12-21-0 / 20-36-0	146 / 334	88-492 / 68-401	107 / 40	2 / 2
Totals	298-460	279 / 272	125 / 119	127 / 129	27 / 24	503-2170 / 502-2291	243-449-25 / 243-380-9	2713 / 3280	952-4883 / 882-5571	1144 / 1031	33 / 17

Opponent	3rd Down Conversions	4th Down Conversions	Time of Possession	TOP Margin	Avg Yds/Rush	Avg Yds/Pass	Avg Yds/Play	Punting Number-Avg	Penalties Number-Yards	Sacks
NORTH DAKOTA	5-15 / 4-17	2-3 / 1-1	23:52 / 36:08	-12:16	2.6 / 4.1	7.8 / 6.1	5.5 / 5.0	6-48.3 / 8-41.9	5-40 / 8-81	3 / 3
MIDDLE TENNESSEE	6-18 / 7-14	4-7 / 0-0	30:11 / 29:49	0:22	5.0 / 4.3	4.0 / 9.3	4.7 / 6.5	5-49.6 / 6-42.5	8-79 / 3-36	1 / 2
Memphis	2-16 / 7-14	1-5 / 1-1	28:13 / 31:47	-3:24	3.2 / 5.3	4.2 / 12.3	3.9 / 8.2	8-47.4 / 6-45.3	4-59 / 9-85	1 / 0
EASTERN MICHIGAN	5-15 / 7-14	2-2 / 0-0	28:21 / 31:39	-3:18	4.9 / 4.7	5.3 / 8.7	5.1 / 6.3	6-43.7 / 5-50.0	4-48 / 5-56	0 / 2
Ohio	3-14 / 6-14	5-6 / 0-0	28:16 / 31:44	-3:28	2.9 / 4.9	6.7 / 7.0	4.8 / 5.8	3-59.7 / 5-49.0	7-71 / 9-108	0 / 4
Toledo	3-14 / 6-14	3-4 / 0-1	28:33 / 31:27	-2:54	4.9 / 5.1	8.8 / 10.7	7.0 / 7.4	7-44.1 / 6-43.2	10-83 / 7-73	3 / 2
MIAMI	4-12 / 4-14	1-2 / 1-1	21:21 / 38:39	-17:18	2.5 / 4.7	7.9 / 6.1	6.2 / 5.3	3-44.7 / 7-41.9	10-104 / 10-106	3 / 2
NIU	3-14 / 9-15	3-6 / 0-0	28:35 / 31:25	-2:50	2.6 / 5.8	5.2 / 6.2	4.0 / 6.0	4-44.0 / 5-36.6	9-84 / 11-91	0 / 3
Akron	2-13 / 6-17	2-2 / 1-1	28:46 / 31:14	-2:28	4.7 / 3.5	4.6 / 8.2	4.7 / 5.1	9-38.9 / 7-43.3	4-43 / 8-85	2 / 2
KENT STATE	11-17 / 3-12	0-0 / 0-0	40:30 / 19:30	21:00	6.4 / 0.4	7.4 / 8.8	6.6 / 5.1	2-49.0 / 9-42.3	4-40 / 8-58	4 / 0
BUFFALO	8-15 / 7-14	1-4 / 0-1	35:57 / 24:03	11:54	5.2 / 2.1	7.0 / 9.3	5.6 / 5.9	1-40.0 / 5-41.8	0-0 / 3-16	6 / 3
Totals	55-179 / 77-172	26-44 / 4-7	344:00 / 376:00	-32:00	4.3 / 4.6	6.0 / 8.6	5.1 / 6.3	61-45.8 / 70-43.3	70-696 / 90-861	23 / 25

Note: Game totals are displayed in the format TEAM/OPPONENT for each category

2016 STATS • GBG RUSHING/RECEIVING

RUSHING	No-Yds/TD	OSU	UND	MT	MEMPHI	EMU	OHIO	TOLEDO	MIAMI	NIU	AKRON	KENT	UB
COPPET, Fred RB	204-1030/8	12-38/0	13-43/0	27-117/0	12-46/0	25-141/2	19-66/1	17-104/0	10-49/0	14-45/0	16-116/2	19-105/1	20-160/2
CLEVELAND, Josh RB	101-649/2	6-31/0	11-44/0	18-153/1	9-22/0	DNP	7-65/0	11-62/0	5-9/0	8-21/0	2-2/0	8-131/1	16-109/0
WILSON, Donovan RB	110-503/5	7-18/0	1-1/0	10-36/2	3-16/0	10-44/0	-	-	1--1/0	2-17/0	21-119/1	30-146/2	25-107/0
STEPHENS, T. RB	13-41/0	DNP	-	DNP	3-4/0	DNP	-	1--5/0	-	2-9/0	-	7-33/0	-
DAVIDSON, Joe P	1-24/0	-	-	-	-	-	-	1-24/0	-	-	-	-	-
MOORE, Ronnie WR	8-21/2	1-5/0	1-3/1	1--5/0	-	-	2-8/0	1-2/0	-	1-6/0	1-2/1	-	-
ZIMMERMAN, M. WR	1-8/0	-	-	DNP	-	1-8/0	-	-	-	-	DNP	-	-
PHOUTHAVONG, D. WR	1-6/0	-	1-6/0	-	-	-	-	-	-	-	-	-	-
SKATTEBO, L. FB	2-4/1	-	-	-	-	-	-	-	-	-	-	-	2-4/1
TEAM	3-5/0	-	1--2/0	DNP	DNP	DNP	DNP	DNP	-	DNP	2--3/0	DNP	DNP
KNAPKE, James QB	14--39/0	2--23/0	6--7/0	5-3/0	-	-	DNP	DNP	DNP	DNP	DNP	DNP	1--12/0
MORGAN, James QB	45--72/0	-	-	-	1-3/0	6-13/0	11--25/0	3--20/0	7-0/0	8--8/0	4--18/0	2-5/0	3--22/0

RECEIVING	No-Yds/TD	OSU	UND	MT	MEMPHI	EMU	OHIO	TOLEDO	MIAMI	NIU	AKRON	KENT	UB
MILLER, Scott WR	74-968/10	4-27/0	5-161/3	6-39/0	7-40/0	11-148/0	6-56/1	8-149/3	11-178/2	6-51/1	3-23/0	1-7/0	6-89/0
MOORE, Ronnie WR	42-513/1	5-45/0	3-39/0	4-17/0	6-37/0	1-10/0	3-76/0	3-36/0	5-81/0	4-71/1	2-10/0	4-81/0	2-10/0
REDDING, Teo WR	31-423/3	1-10/0	2-34/0	2-27/0	1-7/0	4-72/0	6-54/1	4-50/1	3-46/0	2-34/1	3-40/0	1-18/0	2-31/0
ZIMMERMAN, M. WR	22-184/1	7-43/0	1-8/0	DNP	4-75/0	3-1/0	1-5/0	3-22/1	1-6/0	2-24/0	DNP	-	-
PHOUTHAVONG, D. WR	15-170/1	1-11/0	5-41/0	3-24/0	2-27/0	-	-	2-31/0	1-17/0	-	-	1-19/1	-
POUGH, Janarvis WR	12-125/0	1-17/0	4-41/0	-	2-6/0	1-2/0	1-18/0	-	-	1-10/0	DNP	1-19/0	1-12/0
FOLKERTSMA, H. TE	7-93/1	1-16/0	-	-	1-11/0	-	1-23/0	1-9/0	-	1-19/0	1-12/0	1-3/1	-
DOSSOUS, Vanel WR	9-79/0	1-6/0	-	-	-	1-11/0	3-15/0	2-26/0	-	1-5/0	1-16/0	-	DNP
COPPET, Fred RB	15-79/0	-	2-1/0	2-20/0	-	1-4/0	-	-	6-40/0	2-4/0	1-4/0	1-6/0	-
CLEVELAND, Josh RB	9-41/0	-	2-2/0	1-2/0	-	DNP	1-6/0	2-12/0	2-13/0	-	-	1-6/0	-
WILSON, Donovan RB	4-34/1	-	-	-	-	1-2/1	-	-	-	1-10/0	-	1-18/0	1-4/0
SKATTEBO, L. FB	1-8/1	-	-	-	-	-	-	-	1-8/1	-	-	-	-
STEPHENS, T. RB	2-4/0	DNP	-	DNP	1-0/0	DNP	-	-	-	1-4/0	-	-	-



2016 STATS • GBG PASSING

STATISTICS

#12 MORGAN, James	Comp	Att	Int	Pct	Yards	TD	Long	Sacked	Effic
Ohio State	9	10	1	90.0	65	0	16	0-0	124.60
North Dakota	1	2	1	50.0	12	0	12	0-0	0.40
Memphis	17	34	1	50.0	126	0	16	0-0	75.25
Eastern Michigan	23	46	1	50.0	250	1	46	2-6	98.48
Ohio	22	38	3	57.9	253	2	37	4-37	115.40
Toledo	25	38	1	65.8	335	5	57	2-12	178.00
Miami	30	49	3	61.2	389	3	72	2-17	135.87
NIU	21	41	1	51.2	224	3	37	3-25	116.38
Akron	11	23	1	47.8	105	0	34	2-21	77.48
Kent State	12	24	2	50.0	177	2	48	0-0	122.78
Buffalo	12	21	0	57.1	146	0	24	2-22	115.54
TOTALS	183	326	15	56.1	2082	16	72	17-140	116.78

#3K KNAPKE, James	Comp	Att	Int	Pct	Yards	TD	Long	Sacked	Effic
Ohio State	12	33	2	36.4	110	0	17	2-23	52.24
North Dakota	23	40	2	57.5	315	3	71	3-15	138.40
Middle Tennessee	18	32	2	56.2	129	0	19	2-6	77.61
Memphis	6	13	3	46.2	82	0	40	0-0	52.98
Eastern Michigan	0	1	0	0.0	0	0	0	0-0	0.00
TOTALS	59	119	9	49.6	636	3	71	8-56	87.67



2017 BGSU FOOTBALL

12 MAC CHAMPIONSHIPS | 13 BOWL GAME APPEARANCES

2016 STATS • RED ZONE

STATISTICS

Bowling Green Inside Opponent Red-Zone

Date	Opponent	Score	Times In RZ	Times Scored	Total Pts	Rush TDs	Pass TDs	FGs Made	Failed to score inside RZ						
									FGA	Down	Int	Fumb	Half	Game	
Sep 03, 2016	at Ohio State	L 10-77	2	1	3	0	0	1	0	1	0	0	0	0	0
Sep 10, 2016	NORTH DAKOTA	W 27-26	3	2	13	2	1	0	1	0	0	0	0	0	0
Sep 17, 2016	MIDDLE TENNESSEE	L 21-41	6	3	21	3	3	0	0	2	1	0	0	0	0
Sep 24, 2016	at Memphis	L 3-77	2	1	3	0	0	1	0	1	0	0	0	0	0
Oct 01, 2016	EASTERN MICHIGAN	L 25-28	5	4	25	3	2	1	1	0	0	0	0	0	0
Oct 08, 2016	at Ohio	L 24-30	5	4	24	3	1	2	1	0	1	0	0	0	0
Oct 15, 2016	at Toledo	L 35-42	4	4	28	4	0	4	0	0	0	0	0	0	0
Oct 22, 2016	MIAMI	L 26-40	2	2	10	1	0	1	1	0	0	0	0	0	0
Nov 01, 2016	at NIU	L 20-45	3	2	14	2	0	2	0	0	1	0	0	0	0
Nov 09, 2016	at Akron	W 38-28	5	4	24	3	3	0	1	0	0	1	0	0	0
Nov 15, 2016	KENT STATE	W 42-7	6	5	35	5	3	2	0	0	0	1	0	0	0
Nov 25, 2016	BUFFALO	W 27-19	4	4	20	2	2	0	2	0	0	0	0	0	0
Totals			47	36	220	28	15	13	8	2	6	3	0	0	0
36 of 47 (76.6%)															

Opponents Inside Bowling Green Red-Zone

Date	Opponent	Score	Times In RZ	Times Scored	Total Pts	Rush TDs	Pass TDs	FGs Made	Failed to score inside RZ						
									FGA	Down	Int	Fumb	Half	Game	
Sep 03, 2016	at Ohio State	L 10-77	4	4	28	4	3	1	0	0	0	0	0	0	0
Sep 10, 2016	NORTH DAKOTA	W 27-26	3	2	9	1	0	1	1	1	0	0	0	0	0
Sep 17, 2016	MIDDLE TENNESSEE	L 21-41	5	4	27	4	2	2	0	1	0	0	0	0	0
Sep 24, 2016	at Memphis	L 3-77	5	5	35	5	4	1	0	0	0	0	0	0	0
Oct 01, 2016	EASTERN MICHIGAN	L 25-28	4	3	21	3	1	2	0	0	0	0	0	1	0
Oct 08, 2016	at Ohio	L 24-30	4	4	27	4	3	1	0	0	0	0	0	0	0
Oct 15, 2016	at Toledo	L 35-42	2	2	14	2	1	1	0	0	0	0	0	0	0
Oct 22, 2016	MIAMI	L 26-40	6	6	38	5	2	3	1	0	0	0	0	0	0
Nov 01, 2016	at NIU	L 20-45	6	6	42	6	6	0	0	0	0	0	0	0	0
Nov 09, 2016	at Akron	W 38-28	4	3	17	2	2	0	1	0	0	0	1	0	0
Nov 15, 2016	KENT STATE	W 42-7	1	0	0	0	0	0	0	0	0	0	0	1	0
Nov 25, 2016	BUFFALO	W 27-19	2	1	7	1	0	1	0	0	0	0	0	1	0
Totals			46	40	265	37	24	13	3	2	0	0	1	3	0
40 of 46 (87.0%)															

2017 BGSU FOOTBALL

12 MAC CHAMPIONSHIPS | 13 BOWL GAME APPEARANCES



2016 STATS • BY-QUARTER STATISTICS

STATISTICS

3rd-Down Conversions

Date	Opponent	Score	Overall	1st Qtr	2nd Qtr	3rd Qtr	4th Qtr	Overtime
Sep 03, 2016	at Ohio State	L 10-77	3-16 18.8	0-5 0.0	1-3 33.3	0-3 0.0	2-5 40.0	
Sep 10, 2016	NORTH DAKOTA	W 27-26	5-15 33.3	1-5 20.0	1-3 33.3	1-2 50.0	2-5 40.0	
Sep 17, 2016	MIDDLE TENNESSEE	L 21-41	6-18 33.3	2-5 40.0	1-3 33.3	2-6 33.3	1-4 25.0	
Sep 24, 2016	at Memphis	L 3-77	2-16 12.5	1-4 25.0	0-5 0.0	0-3 0.0	1-4 25.0	
Oct 01, 2016	EASTERN MICHIGAN	L 25-28	5-15 33.3	0-4 0.0	1-3 33.3	2-5 40.0	2-3 66.7	
Oct 08, 2016	at Ohio	L 24-30	3-14 21.4	1-4 25.0	1-2 50.0	1-5 20.0	0-3 0.0	
Oct 15, 2016	at Toledo	L 35-42	3-14 21.4	2-4 50.0	1-5 20.0	0-3 0.0	0-2 0.0	
Oct 22, 2016	MIAMI	L 26-40	4-12 33.3	0-3 0.0	2-3 66.7	0-2 0.0	2-4 50.0	
Nov 01, 2016	at NIU	L 20-45	3-14 21.4	1-3 33.3	0-2 0.0	1-3 33.3	1-6 16.7	
Nov 09, 2016	at Akron	W 38-28	2-13 15.4	0-3 0.0	0-3 0.0	1-3 33.3	1-4 25.0	
Nov 15, 2016	KENT STATE	W 42-7	11-17 64.7	3-6 50.0	4-5 80.0	0-2 0.0	4-4 100.0	
Nov 25, 2016	BUFFALO	W 27-19	8-15 53.3	1-2 50.0	3-5 60.0	1-4 25.0	3-4 75.0	
Bowling Green			55-179 30.7	12-48 25.0	15-42 35.7	9-41 22.0	19-48 39.6	0-0 0.0
Opponents			77-172 44.8	17-43 39.5	21-45 46.7	21-44 47.7	18-40 45.0	0-0 0.0

4th-Down Conversions

Date	Opponent	Score	Overall	1st Qtr	2nd Qtr	3rd Qtr	4th Qtr	Overtime
Sep 03, 2016	at Ohio State	L 10-77	2-3 66.7	1-2 50.0	0-0 0.0	0-0 0.0	1-1 100.0	
Sep 10, 2016	NORTH DAKOTA	W 27-26	2-3 66.7	2-2 100.0	0-1 0.0	0-0 0.0	0-0 0.0	
Sep 17, 2016	MIDDLE TENNESSEE	L 21-41	4-7 57.1	0-0 0.0	0-0 0.0	2-4 50.0	2-3 66.7	
Sep 24, 2016	at Memphis	L 3-77	1-5 20.0	0-0 0.0	1-4 25.0	0-1 0.0	0-0 0.0	
Oct 01, 2016	EASTERN MICHIGAN	L 25-28	2-2 100.0	1-1 100.0	0-0 0.0	0-0 0.0	1-1 100.0	
Oct 08, 2016	at Ohio	L 24-30	5-6 83.3	1-1 100.0	0-0 0.0	2-2 100.0	2-3 66.7	
Oct 15, 2016	at Toledo	L 35-42	3-4 75.0	0-0 0.0	1-2 50.0	1-1 100.0	1-1 100.0	
Oct 22, 2016	MIAMI	L 26-40	1-2 50.0	1-1 100.0	0-0 0.0	0-0 0.0	0-1 0.0	
Nov 01, 2016	at NIU	L 20-45	3-6 50.0	0-0 0.0	1-1 100.0	0-1 0.0	2-4 50.0	
Nov 09, 2016	at Akron	W 38-28	2-2 100.0	0-0 0.0	2-2 100.0	0-0 0.0	0-0 0.0	
Nov 15, 2016	KENT STATE	W 42-7	0-0 0.0	0-0 0.0	0-0 0.0	0-0 0.0	0-0 0.0	
Nov 25, 2016	BUFFALO	W 27-19	1-4 25.0	0-1 0.0	0-2 0.0	1-1 100.0	0-0 0.0	
Bowling Green			26-44 59.1	6-8 75.0	5-12 41.7	6-10 60.0	9-14 64.3	0-0 0.0
Opponents			4-7 57.1	1-1 100.0	2-4 50.0	1-2 50.0	0-0 0.0	0-0 0.0

Time of Possession

Date	Opponent	Score	Overall	1st Qtr	2nd Qtr	3rd Qtr	4th Qtr	Overtime
Sep 03, 2016	at Ohio State	L 10-77	21:25	7:01	3:04	3:42	7:38	
Sep 10, 2016	NORTH DAKOTA	W 27-26	23:52	7:32	5:02	5:04	6:14	
Sep 17, 2016	MIDDLE TENNESSEE	L 21-41	30:11	9:13	4:48	9:42	6:28	
Sep 24, 2016	at Memphis	L 3-77	28:13	7:51	8:09	5:18	6:55	
Oct 01, 2016	EASTERN MICHIGAN	L 25-28	28:21	8:16	5:45	7:51	6:29	
Oct 08, 2016	at Ohio	L 24-30	28:16	7:03	7:12	7:14	6:47	
Oct 15, 2016	at Toledo	L 35-42	28:33	7:57	8:03	5:47	6:46	
Oct 22, 2016	MIAMI	L 26-40	21:21	5:45	3:53	4:28	7:15	
Nov 01, 2016	at NIU	L 20-45	28:35	7:33	6:32	6:55	7:35	
Nov 09, 2016	at Akron	W 38-28	28:46	7:09	7:28	6:05	8:04	
Nov 15, 2016	KENT STATE	W 42-7	40:30	8:58	11:44	9:05	10:43	
Nov 25, 2016	BUFFALO	W 27-19	35:57	9:01	10:48	7:08	9:00	
Bowling Green		Total	344:00	93:19	82:28	78:19	89:54	0:00
		Avg.	28:40	7:46	6:52	6:31	7:29	0:00
Opponents		Total	376:00	86:41	97:32	101:41	90:06	0:00
		Avg.	31:20	7:13	8:07	8:28	7:30	0:00



2017 BGSU FOOTBALL

12 MAC CHAMPIONSHIPS | 13 BOWL GAME APPEARANCES

2016 STATS • LONG PLAYS

STATISTICS

20-YARD PLUS PLAYS

Yds	Type	Player(s)	Opponent
85*	Rush	CLEVELAND, Josh	Kent State
76*	FR	MILTON, Marcus	Akron
72*	Pass	MILLER, Scott from MORGAN, James	Miami
71*	Pass	MILLER, Scott from KNAPKE, James	North Dakota
63*	INT	HARRIS, Brandon	Ohio State
57*	Pass	MILLER, Scott from MORGAN, James	Toledo
52*	Rush	COPPET, Fred	Buffalo
51*	Pass	MILLER, Scott from KNAPKE, James	North Dakota
48	KR	WATSON, Will	NIU
48	Pass	MOORE, Ronnie from MORGAN, James	Kent State
47	INT	MACK, Alfonso	Middle Tennessee
46	Pass	REDDING, Teo from MORGAN, James	Eastern Michigan
43	Pass	MILLER, Scott from MORGAN, James	Eastern Michigan
42	Rush	WILSON, Donovan	Akron
41	Pass	MILLER, Scott from MORGAN, James	Toledo
41	Rush	COPPET, Fred	Eastern Michigan
40	Pass	ZIMMERMAN, M. from KNAPKE, James	Memphis
38	Rush	CLEVELAND, Josh	Ohio
37*	Pass	MOORE, Ronnie from MORGAN, James	NIU
37	KR	MILLER, Scott	Middle Tennessee
37*	Pass	MILLER, Scott from MORGAN, James	Ohio
34	Pass	REDDING, Teo from MORGAN, James	Akron
33	Pass	MOORE, Ronnie from MORGAN, James	Ohio
31	KR	WATSON, Will	Toledo
29	Pass	REDDING, Teo from KNAPKE, James	North Dakota
29	Pass	REDDING, Teo from MORGAN, James	NIU
28	KR	STEPHENS, T.	Akron
28*	Pass	MILLER, Scott from MORGAN, James	Miami
28	Pass	MOORE, Ronnie from MORGAN, James	Ohio
28	Rush	COPPET, Fred	Ohio State
27	KR	WATSON, Will	Toledo
27	Rush	COPPET, Fred	Toledo
27	KR	CLEVELAND, Josh	Buffalo
26	KR	MILLER, Scott	North Dakota
26	KR	MILLER, Scott	Ohio State
26	Rush	CLEVELAND, Josh	Middle Tennessee
26	KR	ZIMMERMAN, M.	Buffalo
25	KR	MILLER, Scott	Ohio
24	Rush	DAVIDSON, Joe	Toledo
24	KR	WATSON, Will	Toledo
24	Pass	MILLER, Scott from MORGAN, James	Buffalo
23	Pass	FOLKERTSMA, H. from MORGAN, James	Ohio
23	Rush	CLEVELAND, Josh	Middle Tennessee
23	Rush	CLEVELAND, Josh	Kent State
23	Rush	CLEVELAND, Josh	Middle Tennessee
23	Pass	REDDING, Teo from MORGAN, James	Miami
23	Rush	CLEVELAND, Josh	Buffalo
22	Pass	MOORE, Ronnie from KNAPKE, James	North Dakota
22*	Rush	WILSON, Donovan	Akron
22	KR	WATSON, Will	NIU
22	Pass	MOORE, Ronnie from MORGAN, James	Miami
22	Rush	COPPET, Fred	Miami
22	KR	MOORE, Ronnie	Buffalo
21	KR	MILLER, Scott	Ohio State
21	Pass	MILLER, Scott from KNAPKE, James	North Dakota
20	KR	MILLER, Scott	Ohio State
20*	Pass	ZIMMERMAN, M. from MORGAN, James	Toledo
20	KR	MILLER, Scott	Ohio
20	KR	WATSON, Will	NIU
20	KR	ZIMMERMAN, M.	Kent State
20	Pass	DOSSOUS, Vanel from MORGAN, James	Toledo
20	KR	MILLER, Scott	Akron

* touchdown scored on play

LONG PLAYS BY THE NUMBERS

Long Plays By Yards	No.	TD
100+	0	0
90-99	0	0
80-89	1	1
70-79	3	3
60-69	1	1
50-59	3	3
40-49	9	0
30-39	7	2
20-29	38	3

Long Plays By Type	No.	TD
Rushing	15	3
Passing	25	8
Punt returns	0	0
Kick returns	19	0
Interceptions	2	1
Fumble returns	1	1
Other	0	0
TOTAL	62	13

20-YARD PLUS BY PLAYER

Player	No.	TD	R	P	KR	PR	IR	FR
MILLER, Scott	18	6	0	10	8	0	0	0
CLEVELAND, Josh	8	1	7	0	1	0	0	0
MOORE, Ronnie	7	1	0	6	1	0	0	0
WATSON, Will	6	0	0	0	6	0	0	0
COPPET, Fred	5	1	5	0	0	0	0	0
REDDING, Teo	5	0	0	5	0	0	0	0
ZIMMERMAN, M.	4	1	0	2	2	0	0	0
WILSON, Donovan	2	1	2	0	0	0	0	0
MILTON, Marcus	1	1	0	0	0	0	0	1
HARRIS, Brandon	1	1	0	0	0	0	1	0
DOSSOUS, Vanel	1	0	0	1	0	0	0	0
FOLKERTSMA, H.	1	0	0	1	0	0	0	0
DAVIDSON, Joe	1	0	1	0	0	0	0	0
STEPHENS, T.	1	0	0	0	1	0	0	0
MACK, Alfonso	1	0	0	0	0	0	1	0
TOTAL	62	13	15	25	19	0	2	1


LONGEST PLAYS OF THE YEAR

- Rushing
85 CLEVELAND, Josh vs Kent State (11/15/2016)
- Rushing Touchdown
85 CLEVELAND, Josh vs Kent State (11/15/2016)
- Passing
72 MILLER, Scott from MORGAN, James vs Miami (10/22/2016)
- Passing Touchdown
72 MILLER, Scott from MORGAN, James vs Miami (10/22/2016)
- Punt Return
18 WATSON, Will vs NIU (11/1/2016)
- Kick Return
48 WATSON, Will vs NIU (11/1/2016)
- Interception Return
63 HARRIS, Brandon vs Ohio State (9/3/2016)
- Fumble Return
76 MILTON, Marcus vs Akron (11/9/2016)
- Punt
82 DAVIDSON, Joe vs Toledo (10/15/2016)
- Field Goal
44 SUDER, Jake vs Miami (10/22/2016)



BGSU HISTORY • FALCON TRADITION

BGSU HISTORY



Scott Mruczkowski and Mike Thaler celebrate the Falcons' 28-24 Motor City Bowl win over Northwestern in 2003. It marked the first-time in MAC history that a league school ever faced a Big Ten opponent in the post-season.

Since Frederick G. Beyerman, an instructor in the physical education department and the first athletic director, announced in July 1919 that Bowling Green State Normal College would field an intercollegiate football team, a rich tradition has developed.

From that very first team, to the first squad to go unbeaten in 1928, to the first perfect record of the 1959 national college division champions, to back-to-back seasons of nationally-ranked football across the new millennium.

From former head coach Warren Steller, to Max Minnich – the first BGSU player to be drafted by a professional team. To Fred Durig – the first All-America selection – to legendary head coach Doyt Perry. To Paul Miles, the only football player ever to have his jersey retired, to Dave Preston, the career rushing leader. To record-setting quarterback Brian McClure, to an unknown head coach by the name of Urban Meyer, to Biletnikoff finalist Freddie Barnes, the NCAA record holder for catches in a season (155), the Bowling Green State University football program has a tradition as rich as any in the Mid-American Conference.

Since 19 of the 30 males enrolled at Normal College banded together to form that first team, many different figures have combined to mold the lore of football at BGSU.

The program got off to a rocky start losing its first seven games played. Franklin Skibbie scored the first touchdown with BG's only points in the 10-6 loss to Findlay in the 1920 season opener. That team would post a 7-0 win over Kent State Normal College (Kent State) in the season finale to record the first win.

The 1921 squad was the first to win a conference title, capturing the Northwest Conference championship with wins over Defiance, Findlay, and Toledo. BG posted a shutout of Findlay, scoring a school-record 151 points in one of the most

talked-about games in school history. In the season opener against Kent State, played behind what is now Ridge Street School, the Falcons played possibly the quietest game in school history. All fans were prohibited from making noise because of an illness in the neighborhood.


The following season, BG held its first homecoming game on Nov. 4, 1922, which was played at the Fairgrounds. Bowling Green and Toledo battled to a 6-6 tie.

After having a different coach in each of its first five seasons, Warren Steller was selected to coach the 1924 squad, the beginning of a very successful 11-year tenure, the second-longest in school history. Steller was the first BGSU head coach to have an assistant when Paul Landis was hired in 1925.

Led by Chet Chapman, the first BG player to earn first team All-Ohio honors, the 1928 team posted the first unbeaten record while allowing just 18 points in seven games.

In 1936, the federal government offered to help Bowling Green financially in the construction of a new football stadium and the Board of Trustees accepted the offer. University Stadium was dedicated on Oct. 23, 1937 and served as the home of Falcon football until 1966 when Doyt L. Perry Stadium was built. University Stadium was located in what is now the center of campus directly west of Jerome Library.

In 1941, Robert Whittaker was named the head coach at Bowling Green after compiling an 11-year record of 89-19-2 at Sandusky High School. Whittaker's first of his 14 teams (the longest tenure in school history) tied Case Western Reserve for the Ohio Conference title and was thought to be one




Brian McClure is one of only two players in MAC history (both from BG) to earn league MVP honors twice.

of the best teams ever, scoring 173 while allowing just 40.

After back-to-back losing seasons in 1953 and 1954, Doyt Perry began his legendary career as the Falcon head coach in 1955 and made an immediate impact. BG posted a 7-1-1 record, scoring 224 points while allowing only 53. This came on the heels of a 2-7 record the previous season.

Perry, whose teams never lost more than two games in any of his 10 seasons, led his 1959



1919 - First BGSU Football Team

Seated (l to r): Claitus Stough, Lester Stough, Tom Noyes, Lawrence Johnson, Dallas Lawrence, Kenton Moore, Ralph Schaller, head coach John Stitt. Middle row (l to r): Herbert Gillespie, Dallas March, Robert Vail, Orville Raberding, Dale Treese (Capt.), Ivan Lake, Gurney Fry. Standing (l to r): Charles Clucas, Royal Chamberlain, Clive Treece, Frank Clarke, Herbert Troyer.




2017 BGSU FOOTBALL

12 MAC CHAMPIONSHIPS | 13 BOWL GAME APPEARANCES

BGSU HISTORY • FALCON TRADITION

BGSU HISTORY



Urban Meyer served as head coach for the Falcons in 2001 and 2002 and guided BGSU to a 17-6 record and a No. 16 ranking in the ESPN/USA Today Coaches Poll in 2002.

team to the first perfect record in school history at 9-0-0. In the process, the Falcons were named the mythical small college national champions by the Washington, D.C. Touchdown Club.

BG's closest game that season was a Mid-American Conference victory at Ohio University by a 13-9 count to wrap up the perfect season and national honor.

The following season, BG came within one game of repeating as national champions, losing only to OU by a score of 14-7. The Bobcats would claim top national honors that year.

In 1961, Bowling Green played in its first bowl game, the Mercy Bowl at the Los Angeles Coliseum. The game against Fresno State was played to raise money to help the families of 16 members of the Cal Poly San Luis Obispo football team. The 16 players perished in a plane crash shortly after takeoff from Toledo Express Airport after a 1960 game against BG. The game netted \$170,000 for the memorial fund.

The arrival of a skinny, much-heralded quarterback from Ravenna, Ohio in 1982 signaled the beginning of an 11-year period in which the Falcons would make four bowl appearances.

The quarterback was Brian McClure and all he would do in the next four seasons was lead the Falcons to a 34-12 record, and a 19-1 record at home. McClure also led the Orange and Brown to two bowl games, and became only the second quarterback in NCAA history to pass for over 10,000 yards.

He became the starter in the third game of his freshman season, and despite missing the last



One of the most significant wins in school history was the 17-13 victory over 18th-ranked Purdue in 1972. A fourth quarter field goal by Don Taylor was the difference for Coach Don Nehlen and his Falcons.

two games of the regular season, he became the first freshman to be named a first-team all-league quarterback.

He would rewrite the BG and MAC record books before his career was over, setting five NCAA records as well. McClure still holds numerous school and MAC records.

In 1991, Gary Blackney was tabbed as the 14th head football coach, and much like the arrival of McClure, he made an immediate impact on the program. In his first season, he took a team which compiled a 3-5-2 mark the previous season and molded them into an 11-1 squad, going undefeated in the MAC while winning the program's first bowl game.

The following season was more of the same, as the Falcons were again perfect in league play. A win over Nevada in the first Las Vegas Bowl made it back-to-back bowl victories. The 1993 squad would

extend the conference winning streak to a league-record 19 games, while going unbeaten in the first 22 MAC games of Blackney's tenure.

Urban Meyer took over the reins of the Falcon program in 2001 and engineered the top turnaround in the FBS. The Falcons opened the Meyer era with an impressive road win at Missouri and fol-



On Oct. 24 and 25, 2003, ESPN's College Gameday made its home south of Doyt L. Perry Stadium. That marked the first, and only, time in MAC history that the nation's most watched college football pre-game show visited a league venue.



BGSU HISTORY • FALCON TRADITION

BGSU HISTORY



Paul Miles is second on the BG career rushing list with 3,238 yards while he is also the only football player to have his number retired. At the time of his graduation, he was only the third running back in NCAA history to rush for 1,000 yards in three consecutive seasons.

lowed that up with wins over Buffalo and Temple, surpassing their victory total of the previous year.

BGSU posted its first winning season since 1994 when it reeled off three straight wins to end the season. The Falcons' 43-42 victory at Northwestern made them the first MAC team to ever defeat three teams from BCS conferences in a single season. The Falcons ended the season six days later with a 56-21 pasting of MAC champion Toledo.

In 2002, BGSU roared to an 8-0 start, including wins over Missouri and Kansas and were ranked in both the AP and Coaches polls at the same time for the first time in school history.

Meyer's offensive coordinator, Gregg Brandon, took over as head coach in December of 2002 and guided the Falcons to their first-ever MAC West title and Motor City Bowl championship. That team finished ranked in the top 25 (No. 23) in both major polls at the end of a season for the first time in school history.

One player who links Blackney, Meyer and Brandon was All-American quarterback Josh Harris. The Westerville, Ohio native came to BGSU with the intention of sitting out the 2000 season as a redshirt, but was pressed into duty when injuries decimated the Falcon backfield. Serving as a running back and kick returner for the bulk of the season, Harris showed signs of greatness in glimpses, and even started his first career game on ESPN against Toledo.

Meyer took over the program the following season and inserted Harris into the starting lineup for good in the ninth game of the season and watched his team win 11 straight games over the next two seasons to earn its first national ranking since 1985. The Motor City Bowl MVP guided the Falcons to a 6-1 record in three seasons as a starter against BCS competition.

The 2003 season gave BGSU its highest national profile and elevated the program to new heights. Longtime Falcon fans have viewed the program's 1972 win over the Boilermakers as one of the biggest in BGSU history.

Well, lightning strikes twice. While Purdue entered the day ranked No. 16 with BCS aspirations, the Falcons kept the ballgame close throughout. BGSU converted twice on fourth down, capped by a 32-yard miracle pass-and-catch from Harris to Charles Sharon with 2:08 remaining to post a 27-26 win.


The Falcons were back into the national spotlight with a No. 23 ranking by the AP, and a showdown with undefeated No. 12 Northern Illinois showed so much promise that ESPN's College Gameday made Bowling Green its home for the weekend. For the first time in 20 years, Doyt Perry Stadium was sold out and the game was shown on ESPN2.

All-American Janssen Patton set an NCAA record by picking off three passes in a game for the third time in his career. Harris directed the BGSU offense flawlessly, as the Falcons prevailed by a score of 34-18 in just the second-ever regular season meeting between two nationally-ranked MAC schools. The Falcons would spend the next seven weeks in both national polls and were ranked 24th in the final BCS standings.

In what would be one of the most meaningful games in the history of the BGSU-Toledo rivalry, another sellout crowd would witness the first meet-



Coach Gregg Brandon and assistant coach Dennis Springer celebrate the Falcons' 27-26 win over No. 16 Purdue.



The Mid-American Conference title won by the 1991 team was the first of two consecutive championships. The 1991 team won all eight of its MAC games, the first of what would turn into a league-record 19-game winning streak.

ing in which the two schools played the final game of the regular season for an outright championship.

The Falcons rallied in the fourth quarter in front to post a 31-23 win over archrival Toledo. That would secure the Falcons' first-ever MAC Championship Game appearance at home against No. 12 Miami.

In the MAC's first battle with the Big Ten in post-season play, Harris earned MVP honors completing a bowl-record 38 passes, as the Falcons registered a 28-24 win over Northwestern. The victory allowed the Falcons to finish the 2003 season in both the AP and Coaches polls for the second time in program history.

In 2004, BGSU once again enjoyed the national spotlight when they opened the season on the road at Oklahoma in a game that was televised by ABC. While the Falcons fell 40-24 to a team which would play for the national title, a new era was ushered in that day.




Charles Sharon hauls in this 32-yard touchdown pass with 2:08 left in BGSU's upset win over Purdue in 2003.



BGSU HISTORY • FALCON TRADITION


BGSU HISTORY



All-American quarterback Josh Harris takes a 48-yard TD pass from Cole Magnier in the Falcons' 2003 win over Toledo. Harris was responsible for more than 100 TDs during his career.



All-American quarterback Omar Jacobs set an NCAA record by throwing 41 TD passes with just four interceptions in 2004. He was named MVP of the 2004 GMAC Bowl as BGSU defeated Memphis, 52-35.



Tyler Sheehan finished his career with a 64.7 percent completion percentage, best in school history, while adding 10,117 yards and 70 touchdowns in three years as the Falcons' starting QB.

Sophomore quarterback Omar Jacobs, in his first collegiate start, would hold his own with Heisman Trophy winner Jason White. Jacobs would go on to earn All-American honors and MAC Offensive Player of the Year recognition after throwing for a national-best 41 TD passes. He completed 309-of-462 passes for a BGSU record 4,002 yards.

Following a 1-2 start, BGSU erupted for a 70-16 victory at Temple, won their next seven games, and were ranked by both AP and ESPN for the third straight year.

BGSU would earn its second straight bowl berth and played Memphis in the GMAC Bowl. In its first

game ever against a Conference USA opponent, Jacobs would throw for five TDs and 365 yards and the Falcon defense would limit the Tigers to seven points in the second half as BGSU won, 52-35. The Falcons were one of a MAC-record five teams selected to participate in a post-season contest.

BGSU began the 2005 season ranked 23rd by Sports Illustrated and Jacobs was featured in ESPN The Magazine.

In 2007, the Falcons were picked to finish fifth in the Mid-American Conference East Division. But following a 32-31 win over Minnesota to open the season, the Falcons rolled to a MAC East co-Division championship. Bowling Green went 6-2 in the MAC, and advanced to its third bowl game in five seasons. The Falcons finished 8-5 in 2007.


The 2008 Falcons opened the season with a bang, downing No. 25 Pittsburgh, 27-17, for the Falcons' first win over a ranked team since 2003. That same season, the Orange and Brown hosted Minnesota, marking the first time in school history that a Big Ten team ventured into Doyt Perry Stadium. BGSU finished the 2008 season with a 6-6 record, ushering

in a new era with the hiring of Dave Clawson on Dec. 12, 2008.

Clawson's first year was a memorable one, and the Falcons opened the year with a 31-14 win versus Troy. While finishing 6-2 in the MAC and advancing to the 2009 Humanitarian Bowl, Clawson helped lead an offense that saw Freddie Barnes grab 155 catches in 13 games. That total established a new NCAA record, breaking the old mark of 142 that had been held by Manny Hazard (Houston) since 1989.



Freddie Barnes broke the NCAA record with 155 receptions in 2009, including 22 in a win at Kent State.



Lee Corso (left) and Kirk Herbstreit were part of the ESPN team which broadcast the 2003 MAC Championship game from Doyt Perry Stadium.



BGSU HISTORY • FALCON TRADITION



BGSU earned its first win over a Big Ten opponent in Doyt Perry Stadium by defeating Indiana in 2014.

Barnes' top moment came on Oct. 10, 2009 at Kent State when he caught 22 passes for 278 yards, one catch shy of the all-time NCAA record. Barnes was a finalist for the Fred Biletnikoff Award that season, given to the nation's top wide receiver.

After three seasons of rebuilding in which the Falcons went from 2-10 (2010) to 5-7 (2011) to 8-5 (2012) and a loss in the Military Bowl to San Jose State, the Falcons were primed to make a run at the Mid-American Conference title.

Bowling Green opened the 2013 season with two straight wins, before suffering their only double-digit loss of the season at Indiana. The Falcons would bounce back with three straight wins at home to improve to 5-1. After a one-point loss on the road at Mississippi State and a three-point loss at home to Toledo, Bowling Green was just 5-3. Needing to run the table for a shot at the MAC Championship, the Falcons put together one of the most dominant stretches in program history. BGSU outscored its next four opponents 176-17, allowing just one offensive touchdown in that span, to advance to the MAC Championship Game

against undefeated Northern Illinois, who was ranked No. 14 in the country.

The Falcons would defeat NIU, 47-27, to win their 11th MAC Championship and first since 1992. BGSU would advance to the Little Caesars Pizza Bowl to play ACC foe Pittsburgh.

On December 18, 2013, after the departure of Clawson to Wake Forest, Director of Athletics D. Christopher Kingston announced the hiring of Dino Babers as the 18th Head Football Coach in Bowling Green State University history.

In his first season at the helm, Babers led the Falcons to an impressive 8-6 record and a MAC East Championship. The Falcons won their first bowl game in 10 seasons – a 33-28 triumph over South Alabama in the inaugural Raycom Media Camellia Bowl. Among the season's other highlights were a 45-42 victory over Indiana – BGSU's first win over a Big Ten Conference opponent at Doyt L. Perry Stadium.

The 2014 season, though, was just a taste of what was to come in Babers' second year.

With the return of 2013 MAC Championship MVP quarterback Matt Johnson, who missed the final 13 games of the 2014 season with an injury, and an explosive array of wide receivers, Bowling Green used the 2015 season to post video game stats and break MAC record after MAC record.



Bowling Green won its first Bowl game in 10 seasons with a 33-28 triumph over South Alabama in the inaugural Raycom Media Camellia Bowl Dec. 20, 2014.

the Terrapins held the Falcons' offense in check for 30 minutes, leading 13-6 at the break. But it took BGSU just 33 seconds to tie the game in the third quarter and the Falcons exploded for 42 second-half points in a 48-27 rout.

After a hard-fought 44-41 loss to a Memphis team that was nationally ranked for much of the year, the Falcons headed to Purdue with a 1-2 record. But senior Travis Greene, the all-time rushing leader at BGSU, scored with nine seconds left to break a 28-28 tie and give the Falcons their third victory over Big Ten opponents in two years.

That win kickstarted a seven-game winning streak that included blowout victories over UMass (62-38), Akron (59-10), Kent State (48-0) and Ohio (62-24). And for the third consecutive season, BGSU would face Northern Illinois for the MAC Championship.

The Falcons avenged a 2014 MAC Championship loss to Northern Illinois with a 34-14 win that gave BGSU its 12th MAC Championship. Greene was named MAC Championship MVP, while Johnson was the MAC Offensive Player of the Year and the Vern Smith Leadership Award winner. Sophomore wide receiver Roger Lewis was an FWAA Second Team All-American and an AP Third Team All-American. He was also given the Paul Warfield Trophy, as the nation's top receiver.

In December of 2015, BGSU hired Mike Jinks, the associate head coach at Texas Tech, to take the wheels of the program. Bringing a similar aggressive offensive approach to the game, Jinks' initial team won three consecutive games to close the 2016 season. His staff then signed the highest ranked recruiting class in program history to head into 2017 with momentum.



Matt Johnson was the MAC Championship Game Most Valuable Player in 2013 and then the MAC Offensive Player of the Year and Vern Smith Leadership Award winner in 2015.

Despite a loss to Tennessee to open the season, the team knew something special was brewing as Johnson threw for 424 yards. The following week the Falcons traveled to Maryland looking for the second win over a Big Ten program in as many years.


The game was close for a half and



BGSU HISTORY • ALL-AMERICANS

BGSU HISTORY


1950s




Fred Durig, FB
 1952
 College Division




James Ladd, E
 1953
 College Division




Jack Hecker, E
 1955
 College Division



Jack Giroux, FB
 1956
 College Division



Tim Murnen, G
 1957
 College Division




Bernie Casey, HB
 1959
 College Division




Bob Zimpfer, T
 1959
 College Division

1960s




Mike Weger, DB
 1965
 Division I
 AP 3rd Team

1970s




Dave Preston, HB
 1975
 Division I
 Churchman's 2nd Team




Mark Miller, QB
 1977
 Division I
 Football News
 Argosy

1980s



Andre Young, DT
 1982
 Division I-AA
 1st Team




Martin Bayless, DB
 1983
 Division I-A
 AP 3rd Team




BGSU HISTORY • ALL-AMERICANS

BGSU HISTORY

1990s



Cris Shale, P
1990
Division I-A
AFCA 1st Team
Football News 1st Team
AP 1st Team
UPI 2nd Team
Sporting News 2nd Team




Brian Leaver, PK
1994
Division I-A
Football News 1st Team
AP 1st Team


2000s




Brandon Hicks, NG
2001
Division I-A
Sporting News 4th Team




Janssen Patton, CB
2003
Division I-A
CNNSI.com 3rd Team
Collegefootballnews.com
Honorable Mention



Josh Harris, QB
2003
Division I-A
Collegefootballnews.com



Omar Jacobs, QB
2004
Division I-A
CNNSI.com
Honorable Mention



Chris Bullock, RB
2006
Sporting News Freshman AA, Third Team



Freddie Barnes, WR
2009
FWAA, First Team

2010s



Anthon Samuel, RB
2011
Phil Steele Freshman AA, Third Team



Chris Jones, DT
2012
FWAA, First Team




Roger Lewis, WR
2015
FWAA, Second Team
Phil Steele, Second Team
AP, Third Team
Sports Illustrated, HM



Matt Johnson, QB
2015
Phil Steele, Fourth Team
Sports Illustrated, HM



Alex Huettel, OL
2015
Phil Steele, First Team



Joseph Davidson, P
2016
Phil Steele, Fourth Team



BGSU HISTORY • BOWL GAMES

BGSU HISTORY

BGSU BOWL GAME HISTORY

- 1961 - Mercy Bowl (Los Angeles, Calif.)
Fresno State 36, Bowling Green 6
- 1982 - California Bowl (Fresno, Calif.)
Fresno State 29, Bowling Green 28
- 1985 - California Bowl (Fresno, Calif.)
Fresno State 51, Bowling Green 7
- 1991 - California Raisin Bowl (Fresno, Calif.)
Bowling Green 28, Fresno State 21
- 1992 - Las Vegas Bowl (Las Vegas, Nev.)
Bowling Green 35, Nevada 34
- 2003 - Motor City Bowl (Detroit, Mich.)
Bowling Green 28, Northwestern 24
- 2004 - GMAC Bowl (Mobile, Ala.)
Bowling Green 52, Memphis 35
- 2007 - GMAC Bowl (Mobile, Ala.)
Tulsa 63, Bowling Green 7
- 2009 - Humanitarian Bowl (Boise, Idaho)
Idaho 43, Bowling Green 42
- 2012 - Military Bowl (Washington, D.C.)
San Jose State 29, Bowling Green 20
- 2013 - Little Caesars Pizza Bowl (Detroit, Mich.)
Pittsburgh 30, Bowling Green 27
- 2014 - Raycom Media Camellia Bowl (Montgomery, Ala.)
Bowling Green 33, South Alabama 28
- 2015 - GoDaddy Bowl (Mobile, Ala.)
Georgia Southern 58, Bowling Green 27

1961 MERCY BOWL

Fresno State 36, BGSU 6
Nov. 23, 1961 - Los Angeles Coliseum - 33,146

Bowling Green	0	6	0	0	-	6
Fresno State	3	7	20	6	-	36

FS - Masich 29 field goal, 12:57, 1st qtr.
 BG - Bell 2 run (kick failed), 14:57, 2nd qtr.
 FS - Barrett 45 pass from Carter (Masich kick), 5:09, 2nd qtr.
 FS - Seifert 1 run (Masich kick), 7:08, 3rd qtr.
 FS - Barrett 23 pass from Carter (Masich kick), 8:56, 3rd qtr.
 FS - Carter 4 run (Masich kick), 14:08, 3rd qtr.
 FS - Carter 8 run (Masich kick), 12:47, 4th qtr.

Individual Leaders

Rushing
 BG - Hepner 13-42, Bell 7-28; FS - Carter 7-32

Passing
 BG - Potts 9-17-2-155; FS - Carter 14-28-1-248, Anabo 8-13-0-120

Receiving
 BG - L. Smith 3-69, R. Reynolds 2-50; FS - Barrett 6-161, Houser 6-71

Team Statistics	BG	FS
First Downs	17	23
Rushing Yards.....	111	100
Passing Yardage	208	368
Completions/Attempts/Int.	11/22/3	22/43/1
Punts	4/34.0	4/32.0
Fumbles/Lost	5/3	1/0
Penalties/Yards	4/20	7/75

In a one-time game to help defray the expenses (burial and medical) of families of the 16 members of the Cal Poly San Luis Obispo football team who perished in a plane crash, Oct. 29, 1960, shortly after takeoff from Toledo Express Airport, Bowling Green and Fresno State, the undefeated champion of the California Collegiate Athletic Association, met at the historic Los Angeles Memorial Coliseum.

Playing before its largest crowd in school history, the Falcons, six-point favorites, were guilty, uncharacteristically, of six turnovers, which was the difference in the game. BG's defense, which was ranked fourth in the nation, yielded 468 yards, 196 more than it had given up to any opponent during the season. Quarterbacks Beau Carter and Jon Anabo were thorns in BG's side all day passing for 368 yards and two touchdowns. Carter ran for two scores, also.

BG scored its only points early in the second stanza on the two-yard run by Ray Bell which was set up on a long pass play between Larry Smith and quarterback Jim Potts.

BG fumbled on its next two possessions with FSU turning the second miscue into a touchdown on a long pass play. Bowling Green did have a pass dropped in the end zone as the first half ended which would have given them the lead. Fresno State then scored 1:44 apart midway through the third period to put the game away, the second score set up by a fumbled snap on an attempted punt. The contest netted \$170,000 for the memorial fund which aided the survivors and the relatives of the victims of the plane crash. Cal Poly SLO had played at Bowling Green the afternoon before the crash.



BGSU HISTORY • BOWL GAMES

1982 CALIFORNIA BOWL

Fresno State 29, BGSU 28
Dec. 18, 1982 - Bulldog Stadium - 30,000

Bowling Green	0	14	14	0	-	28
Fresno State	0	0	7	22	-	29

BG - Otten 4 run (Youssef kick), 11:17, 2nd qtr.
 BG - Meek 1 pass from McClure (Youssef kick), 2:47, 2nd qtr.
 BG - Potts 5 pass from McClure (Youssef kick), 8:47, 3rd qtr.
 FS - Paige 11 pass from Tedford (Darrow kick), 7:25, 3rd qtr.
 BG - Potts 6 fumble recovery (Youssef kick), :42, 3rd qtr.
 FS - Paige 4 run (Darrow kick), 12:11, 4th qtr.
 FS - Paige 27 pass from Tedford (Tedford-Carter pass), 3:16, 4th qtr.
 FS - Wesson 2 pass from Tedford (Darrow kick), :11, 4th qtr.

Individual Leaders

Rushing

BG - Otten 31-136; FS - Thomas 5-48, Carter 6-41

Passing

BG - McClure 22-32-1-246; FS - Tedford 31-50-4-373

Receiving

BG - Otten 11-76, Meek 4-55, Taylor 3-74; FS - Paige 15-246

Team Statistics	BG	FS
First Downs	17	27
Rushes/Yards	44/126	24/80
Passing Yardage	246	373
Completions/Attempts/Int.	22/32/1	31/50/4
Punts	7/39.9	2/39.5
Fumbles/Lost	2/0	4/3
Time of Possession	35:40	24:20

After a full week of events leading up to the meeting with the Pacific Coast Athletic Association champion Fresno State, the Falcons entered the game against the Bulldogs a two-touchdown underdog.

The Falcons also had to contend with a partisan sea of red squeezed into Bulldog Stadium, the home of Fresno State.

But, the Falcons drew first blood converting a Jac Tomasello interception on the final play of the first quarter into the first touchdown of the game, a Chip Otten four-yard run capping a 48-yard drive. The Falcons took a 14-0 lead to the locker room after driving 73 yards on their next possession. Sophomore quarterback Brian McClure connected with John Meek on the scoring play.

BG looked to be in the driver's seat after McClure connected with Shawn Potts from five yards out in the third stanza. But, Fresno State answered BG's score with their first of the contest later in the quarter.

Bowling Green came right back as Potts picked up a fumble by receiver Greg Taylor at the five-yard line and ran it in to put the Falcons back up by three touchdowns.

With Fresno State pinned back on its own 20-yard line and facing a third-and-ten, a Falcon stop might have put the final nail in the Fresno State coffin. But, FSU gained 15 yards on the third-down play and the comeback was on.

With future NFL receiver Stephone Paige running and catching a pass for a touchdown, FSU closed to within six points with three minutes left. BG used up just 1:05 of the clock on its next possession and FSU moved 45 yards in eight plays with Jeff Tedford finding Vince Wesson over the middle with 11 seconds left. Scott Darrow's PAT was the deciding point.

BG gained just 26 yards on nine plays in the fourth quarter while FSU gained 220 of its 453 yards in the final 15 minutes.

1985 CALIFORNIA BOWL

Fresno State 51, BGSU 7
Dec. 14, 1985 - Bulldog Stadium - 32,554

Bowling Green	0	0	0	7	-	7
Fresno State	7	16	14	14	-	51

FS - Williams 10 run (Belli kick), 9:29, 1st qtr.
 FS - Mosley 1 run (Belli kick), 8:02, 2nd qtr.
 FS - Taylor 33 pass from Sweeney (Belli kick), 6:59, 2nd qtr.
 FS - Safety, McClure tackled in end zone, 4:39, 2nd qtr.
 FS - Taylor 53 pass from Sweeney (Belli kick), 10:08, 3rd qtr.
 FS - Skipper 29 run (Belli kick), 3:09, 3rd qtr.
 BG - Davis 18 run (Silvi kick), 14:28, 4th qtr.
 FS - Baker 40 pass from Sweeney (Belli kick), 8:56, 4th qtr.
 FS - Skipper 13 run (Belli kick), 5:57, 4th qtr.

Individual Leaders

Rushing

BG - Davis 7-78, Story 9-41; FS - J. Williams 18-94, Skipper 7-77

Passing

BG - McClure 22-42-3-254; FS - Sweeney 9-19-1-185

Receiving

BG - Schmelzle 7-84, Meehan 7-65; FS - Taylor 2-86, Baker 2-49

Team Statistics	BG	FS
First Downs	21	15
Rushes/Yards	36/89	48/225
Passing Yardage	259	194
Completions/Attempts/Int.	23/48/3	10/20/1
Punts	6/35.3	7/47.4
Fumbles/Lost	6/5	2/1
Time of Possession	32:09	27:51

The tone for what was expected to be one of the most evenly-matched California Bowls, came earlier in the week when BGSU head coach Denny Stolz told the team before their Wednesday practice he would be leaving after the bowl game to accept the head coaching job at San Diego State.

An indication of what was ahead for the Falcons in the game came early in the first quarter when, trailing 7-0, they drove to the Bulldog one-yard line where they fumbled the ball away in the end zone, the first of five on the day and the same number they had committed in the first 11 games of the season. Fresno State would score the next 37 points before BG would hit paydirt.



This third quarter fumble recovery by Stu Tolle set up the third Falcon touchdown giving the Falcons a 21-0 lead over Fresno State in the 1982 California Bowl.



BGSU HISTORY • BOWL GAMES

1991 CALIFORNIA RAISIN BOWL

BGSU 28, Fresno State 21
Dec. 14, 1991 - Bulldog Stadium - 34,877

Bowling Green	14	7	0	7	-	28
Fresno State	7	7	0	7	-	21

BG - Landman 5 pass from Smith (Leaver kick), 9:01, 1st qtr.
 BG - Szlachcic 29 pass from White (Leaver kick), 7:19, 1st qtr.
 FS - Barsotti 3 run (Mahoney kick), 2:27, 1st qtr.
 BG - Szlachcic 9 pass from White (Leaver kick), 12:39, 2nd qtr.
 FS - Daigle 57 run (Mahoney kick), 11:17, 2nd qtr.
 BG - Smith 1 run (Leaver kick), 13:15, 4th qtr.
 FS - Thompson 5 pass from Barsotti (Mahoney kick), 9:11, 4th qtr.

Individual Leaders

Rushing

BG - Jackson 16-59, Smith 13-46; FS - Neal 14-78, Daigle 8-77

Passing

BG - White 18-30-2-263; FS - Barsotti 25-36-1-286

Receiving

BG - Szlachcic 11-189, Redd 2-47; FS - Rivers 6-84, Winans 3-66

Team Statistics	BG	FS
First Downs	22	24
Rushes/Yards	39/115	42/198
Passing Yardage	268	286
Completions/Attempts/Int.	19/31/1	25/36/1
Punts	4/31.5	3/32.0
Fumbles/Lost	2/1	2/2
Time of Possession	30:46	29:14

Not even being a double-digit underdog against Fresno State could keep the Falcons from completing its storybook season under first-year head coach Gary Blackney. And the script for this game was all Hollywood.

The first quarter would have led the fans to believe it might take 40 or 50 points to win the game as the Falcons scored touchdowns on their first two possessions and the Bulldogs would get one of those back before the quarter was over.

The scoring continued early in the second stanza as BG's Erik White and Mark Szlachcic hooked up for a second time. But, FSU came right back on their next possession with Anthony Daigle running 57 yards to cut the deficit in half going to the lockerroom.

The defenses took over in the third quarter, each allowing just 65 yards total offense. Late in the quarter, FSU placekicker Derek Mahoney missed a 26-yard field goal, the most significant scoring opportunity of the quarter.

BG scored early in the final stanza moving 80 yards after the missed field goal to build another 14-point lead.

FSU came right back to score, driving 71 yards as quarterback Mark Barsotti completed five-of-six passes, connecting with tight end Marty Thompson from five yards out.

After three changes of possession, FSU started the final drive of the game from their one-yard line, after an interception, with 2:29 remaining.

FSU used its last time out with 24 seconds left and the Bulldogs just nine yards away from the needed touchdown. After a running play for six yards and two incomplete passes, the final play of the game would determine the outcome with three seconds left.

The BG defense rose to the occasion covering all FSU receivers and Barsotti threw incomplete with BG linebacker Kevin O'Brien pressuring.

BG won its 11th game making Blackney one of only three coaches in NCAA history to win 11 games in their first season as a head coach.

1992 LAS VEGAS BOWL

BGSU 35, Nevada 34
Dec. 18, 1992 - Sam Boyd Silver Bowl - 15,476

Bowling Green	14	14	0	7	-	35
Nevada	3	0	21	10	-	34

BG - Smith 10 pass from White (Leaver kick), 11:27, 1st qtr.
 NV - Terelak 30 field goal, 8:22, first qtr.
 BG - Jackson 4 run (Leaver kick), 2:28, 1st qtr.
 BG - White 8 pass from Smith (Leaver kick), 7:54, 2nd qtr.
 BG - Jackson 17 run (Leaver kick), 4:46, 2nd qtr.
 NV - Senior 5 pass from Vargas (Terelak kick), 8:13, 3rd qtr.
 NV - Holmes 5 run (Terelak kick), 5:32, 3rd qtr.
 NV - Matter 3 pass from Vargas (Terelak kick), 3:46, 3rd qtr.
 NV - Reeves 3 run (Terelak kick), 12:41, 4th qtr.
 NV - Terelak 19 field goal, 7:13, 4th qtr.
 BG - Hankins 3 pass from White (Leaver kick), :22, 4th qtr.

Individual Leaders

Rushing

BG - Jackson 22-113, Smith 12-27; NV - Holmes 18-62

Passing

BG - White 24-40-0-245; NV - Vargas 24-40-0-283

Receiving

BG - Smith 7-68, Szlachcic 5-51, McElroy 3-49; NV - Reeves 8-92, King 5-88, Senior 6-84

Team Statistics	BG	NV
First Downs	25	21
Rushes/Yards	41/157	35/94
Passing Yardage	253	344
Completions/Attempts/Int.	25/41/0	29/49/0
Punts	5/23.2	4/16.7
Fumbles/Lost	0/0	3/2
Time of Possession	33:35	26:25

In the inaugural Las Vegas Bowl, which replaced the California Bowl, the Falcons faced the high-powered offense of the University of Nevada.

In a game in which the punting game took center stage, the Falcons won the first half and Nevada the second half, but a late BG touchdown proved to be the difference.

The Falcons scored on their first four possessions to grab a 28-3 halftime lead. BG had 267 first-half yards to just 116 for the Wolfpack as they had an 18-6 edge in first downs.

In the second half, it was Nevada quarterback Chris Vargas' turn. He had engineered six Nevada comeback victories in three years coming off the bench, including an NCAA-record 35-point comeback against Weber State.

Nevada scored three touchdowns in the third quarter with punts of five and seven yards by BG setting up the first two scores. The Wolfpack's third score was set up by a high snap from center on a BG punt.

Nevada finally took the lead with 12:41 left in the game and looked to possibly put the game away with a field goal with 7:13 left, ending their run of 31 unanswered points.

Bowling Green then moved to the Nevada six-yard line before turning the ball over on downs. After holding the Wolfpack to one first down, Nevada punter Steve Lester had the center snap go through his hands setting up the Falcons at the Wolfpack 15-yard line with 1:45 remaining.

A 12-yard Erik White to Mark Szlachcic connection on first down put the Falcons on the three-yard line. After two runs and a pass did not net any yardage, White found Dave Hankins alone in the back of the end zone on fourth down with 22 seconds left. Placekicker Brian Leaver made the PAT for the winning points and BG's second consecutive bowl win.



BGSU HISTORY • BOWL GAMES

2003 MOTOR CITY BOWL

BGSU 28, Northwestern 24
Dec. 26, 2003 - Ford Field - 51,286

Northwestern	7	3	7	7	-	24
Bowling Green	0	7	7	14	-	28

NU - Herron 40 yd run (Huffman kick), 7:52, 1st qtr.
 NU - Huffman 31 yd field goal, 13:12, 2nd qtr.
 BG - Harris 4 yd run (Suisham kick), 7:57, 2nd qtr.
 NU - Wright 77 yd run (Huffman kick), 14:14, 3rd qtr.
 BG - Magner 7 yd pass from Harris (Suisham kick), 9:10, 3rd qtr.
 BG - Sanders 11 yd pass from Harris (Suisham kick), 11:32, 4th qtr.
 NU - Herron 2 yd run (Huffman kick), 10:01, 4th qtr.
 BG - Magner 3 yd pass from Harris (Suisham kick), 4:06, 4th qtr.

Individual Leaders

Rushing

BG - Harris 21-68, Pope 11-23, Lane 2-1; NU Wright 21-237, Herron 12-80, Basanez 10-41, Jenkins 2-5

Passing

BG - Harris 38-50-3-386, Magner 0-1-0-0; NU Basanez 7-15-0-58

Receiving

BG - Magner 12-97, Sharon 7-93, Sanders 5-74, Hawkins 3-36, Pope 3-25, McGrady 3-25, Lane 3-17, Jarrett 2-19; NU - Philmore 3-43, Wright 2-11, Jordan 1-6, Kunle 1--2

Team Statistics	NU	BG
First Downs	16	30
Rushes/Yards	357	88
Passing Yardage	58	386
Completions/Attempts/Int.	7/15/0	38/51/3
Punts	5-172	3-138
Fumbles/Lost	2/2	0/0
Time of Possession	25:52	34:08

Northwestern took away Bowling Green's running game. So Josh Harris beat the Wildcats through the air. Harris passed for 386 yards and three touchdowns to lead Bowling Green to a 28-24 victory over Northwestern in the Motor City Bowl. It was the first postseason meeting ever between schools from the MAC and Big Ten.

Bowling Green took the lead for good on Harris' 3-yard touchdown pass to Cole Magner with 4:06 left. Harris, who also ran for a TD, set a Motor City Bowl and BGSU record for completions with 38 in 50 attempts. It also marked the third fourth-quarter rally for BGSU against a Big Ten squad (Northwestern in 2001 and Purdue in 2003). Magner also set a game record for catches, finishing with 12 for 97 yards and two touchdowns.

Jason Wright ran for 237 yards on 21 carries and finished with 336 all-purpose yards for Northwestern. He had a 77-yard TD run - the second-longest run in Motor City Bowl history - to give the Wildcats a 17-7 lead early in the third quarter and an 88-yard kickoff return early in the fourth to set up Noah Herron's 2-yard touchdown run that made it 24-21.

Bowling Green used two 80-yard scoring drives to take a 21-17 lead early in the fourth. Harris threw a 7-yard TD pass to Magner, and put the Falcons on top with an 11-yarder to Steve Sanders.

Northwestern opened the scoring on Herron's 40-yard fourth-down run in the first quarter, and made it 10-0 on Brian Huffman's 31-yard field goal. Bowling Green answered with a 67-yard drive, capped by Harris' 4-yard run.

2004 GMAC BOWL

BGSU 52, Memphis 35
Dec. 22, 2004 - Ladd Peebles Stadium - 24,000 (Est.)

Memphis	7	21	0	7	-	35
Bowling Green	21	14	7	10	-	52

BG - Pope 1 yd run (Suisham kick), 10:24, 1st qtr.
 BG - Sharon 18 yd pass from Jacobs (Suisham kick), 9:37, 1st qtr.
 UM - Doucette 42 yd pass from Wimprine (Gostkowski kick), 6:51, 1st qtr.
 BG - Sharon 36 yd pass from Jacobs (Suisham kick), 4:39, 1st qtr.
 UM - Kelley 60 yd pass from Wimprine (Gostkowski kick), 14:43, 2nd qtr.
 BG - Sanders 31 yd pass from Jacobs (Suisham kick), 9:54, 2nd qtr.
 UM - Avery 38 yd pass from Wimprine (Gostkowski kick), 6:41, 2nd qtr.
 UM - Williams 31 yd run (Gostkowski kick), 3:37, 2nd qtr.
 BG - Sanders 17 yd pass from Jacobs (Suisham kick), :37, 2nd qtr.
 BG - Pope 13 yd pass from Jacobs (Suisham kick), 3:18, 3rd qtr.
 BG - Suisham 37 yd field goal, 14:09, 4th qtr.
 BG - Pope 1 yd run (Suisham kick), 8:01, 4th qtr.
 UM - Doucette 14 yd pass from Wimprine (Gostkowski kick), 3:48, 4th qtr.

Individual Leaders

Rushing

BG - Pope 28-151, Lane 5-36; UM - Williams 18-120

Passing

BG - Jacobs 26-44-1-365; UM - Wimprine 26-39-1-324

Receiving

BG - Sanders 7-123, Sharon 5-117, Magner 9-68, Hawkins 2-25, McGrady 2-19, Pope 1-13; UM - Kelley 4-108, Doucette 2-56, Avery 3-51, Gideon 6-38.

Team Statistics	UM	BG
First Downs	21	29
Rushes/Yards	27/90	43/193
Passing Yardage	324	365
Completions/Attempts/Int.	26/39/1	26/44/1
Punts	6/197	4/127
Fumbles/Lost	2/1	1/1
Time of Possession	26:37	33:23

Omar Jacobs went from Bowling Green's question mark to the Mid-American Conference's latest star quarterback. Jacobs capped a marvelous sophomore season by passing for 365 yards and five touchdowns to lead the Falcons to a 52-35 victory over Memphis in the GMAC Bowl.

The Falcons (9-3) turned a shootout into a blowout after leading 35-28 at halftime to win their fourth consecutive bowl game. Jacobs got them started with four first-half touchdown passes - two apiece to Charles Sharon and Steve Sanders helped carry them the rest of the way. Pope ran 28 times for 151 yards and a pair of 1-yard touchdowns. He also caught a 13-yard pass for the only score of the third quarter. The Tigers (8-4), playing in back-to-back bowl games for the first time, couldn't keep up with the nation's No. 4 offense, which totaled 558 total yards.

Jacobs, whose 41 touchdowns passes led the nation and set a Mid-American Conference record, completed 26-of-44 passes with an interception to earn Most Valuable Player honors.

At halftime, the teams seemed poised to take aim at the 2001 GMAC Bowl, the highest scoring bowl game in history with 125 combined points for Marshall and East Carolina. The offenses stopped themselves early in the third quarter. Jacobs threw only his fourth interception of the season to give the Tigers the ball at Bowling Green's 41. Memphis tried to go for it on fourth down but was twice penalized for having 12 men on the field. Bowling Green made it 42-28 on the ensuing possession with Pope slipping underneath for a 13-yard touchdown catch on third-and-7. The Tigers then squandered another trip across midfield when a scrambling Wimprine fumbled the ball and Bowling Green's Mike Thaler recovered 31 yards behind the line of scrimmage to set up a field goal. Even the weather worked in the offenses' favor, however, with a driving rainstorm subsiding a few minutes before kickoff to clear the way for Jacobs and Wimprine to go to work. They took full advantage. Jacobs capped his four-touchdown half with a 17-yarder to Sanders, who reached over defensive back Cameron Essex in the end zone with 37 seconds left.

Not surprisingly, it was a night for offensive records. Jacobs set the MAC record with his 41st overall touchdown rushing or passing in the first quarter, adding four more. He also joined Ben Roethlisberger and Byron Leftwich as the league's only 4,000-yard passers. The Falcons also set the MAC record for scoring average in a season.



2017 BGSU FOOTBALL

12 MAC CHAMPIONSHIPS | 13 BOWL GAME APPEARANCES

BGSU HISTORY • BOWL GAMES

BGSU HISTORY

2007 GMAC BOWL

BGSU 7, Tulsa 63
Jan. 6, 2008 - Ladd Peebles Stadium

BGSU	0	0	7	0	-	7
Tulsa	21	14	14	14	-	63

TLS - Adams 1 yard run (Tracy kick) 3:57, 1st
 TLS - Johnson 13 yard pass from Smith (Tracy kick) 0:25, 1st
 TLS - Whitmore 19 yard run (Tracy kick) 0:09, 1st
 TLS - Grooms 4 yard pass from Adams (Tracy kick) 0:56, 2nd
 TLS - Adams 19 yard pass from Smith (Tracy kick) 3:22, 2nd
 TLS - Johnson 14 yard pass from Smith (Tracy kick) 2:11, 3rd
 BG - Williams 78 yard kickoff return (Vrvilo kick) 3rd
 TLS - Smith 2 yard run (Tracy kick) 3:45, 3rd
 TLS - Clay 3 yard pass from Smith (Tracy kick) 3:00, 4th
 TLS - Whitmore 6 yard pass from Smith (Tracy kick) 4:30, 4th

Individual Leaders

Rushing
 BG - Sheehan 7-21; TLS - Adams 17-112
Passing
 BG - Sheehan 14-19-0 141; TLS - Smith 27-45-5 312
Receiving
 BG - Barnes 5-71; TLS - Meyer 5-97

Team Stats	BG	TLS
First Downs	13	34
Rushing	34-46	39-238
Passing	183	324
Total Plays-Yards	61-229	86-562
Fumbles: No.-Lost	4-4	0-0
Penalties: No.-Yards	4-37	3-25
Punts: No.-Yards	5-38.6	5-42.0
Kickoff Returns: No.-Yards	10-221	2-46
Punt Returns: No.-Yards	2-0	0-0
Time of Poss.	31:05	28:55

Hurricane Paul Smith and the nation's top-rated offense turned a little charity into a lot of history in the GMAC Bowl.

Smith had his NCAA-record 14th consecutive 300-yard passing game, and Tulsa converted four fumble recoveries into first-half touchdowns on the way to a 63-7 win over Bowling Green in the 2007 GMAC Bowl.

With all that help, the Golden Hurricane (10-4) ran up a 35-0 halftime lead and capped coach Todd Graham's first season by reaching 10 wins for the first time since 1991.

Smith passed for 312 yards and five touchdowns. He broke the record of 13 300-yard efforts in a row he shared with BYU's Ty Detmer, whose streak stretched over the 1989 and 1990 seasons.

He and Tarrion Adams joined Houston's David Klingler and Chuck Weatherspoon as the NCAA's only 5,000-yard passing and 1,000-yard rushing tandems.

Tulsa outgained Bowling Green (8-5) 562-229 in total yards.

Adams scored touchdowns running, passing and receiving before halftime and ran for 112 yards. Trae Johnson caught two scoring passes.

Bowling Green, which had won four consecutive bowl games, lost three fumbles in its own territory in the first quarter and never recovered.

Quarterback Tyler Sheehan was helped off the field with a left ankle injury with 24 seconds left in the first half and didn't return. Sheehan passed for 141 yards and ran for another 21.

Down 42-0, Bowling Green got on the board when Roger Williams scored on a 78-yard kick return early in the third quarter for the Falcons' only points. It was the first kickoff return for a touchdown in the history of the GMAC Bowl.

2009 HUMANITARIAN BOWL

Idaho 43, Bowling Green 42
Dec. 30, 2009 - Bronco Stadium

BGSU	14	0	7	21	-	42
Idaho	7	7	14	15	-	43

BG - Barnes 35 yard pass from Sheehan (Norsic kick) 11:44, 1st
 ID - Bjorvik 3 yard pass from Enderle (Farquhar kick) 7:49, 1st
 BG - Geter 59 yard run (Norsic kick) :19, 1st
 ID - Greenwood 7 yard pass from Enderle (Farquhar kick) :19, 2nd
 ID - Woolridge 8 yard run (Farquhar kick) 9:25, 3rd
 ID - Woolridge 13 yard run (Farquhar kick) 5:30, 3rd
 BG - Scheidler 15 yard pass from Sheehan (Norsic kick) 3:40, 3rd
 BG - Barnes 5 yard pass from Sheehan (Norsic kick) 12:15, 4th
 ID - Preston 30 yard pass from Enderle (Farquhar kick) 8:32, 4th
 BG - Geter 2 yard run (Norsic kick) 3:51, 4th
 BG - Barnes 51 yard pass from Sheehan (Norsic kick) :32, 4th
 ID - Komar 16 yard pass from Enderle (Enderle to Preston) :04, 4th

Individual Leaders

Rushing
 BG - Geter 14-96; ID - Woolridge 22-126
Passing
 BG - Sheehan 33-47-4 387; ID - Enderle 15-28-4 240
Receiving
 BG - Barnes 17-219; ID - Preston 4-119

GAME STATISTICS	BG	ID
First Downs	27	19
Rushing	6	8
Passing	18	11
Total Plays-Yards	72-538	66-452
Fumbles: No.-Lost	1-0	0-0
Penalties: No.-Yards	5-35	9-79
Punts: No.-Yards	3-102	7-280
Kick Returns: No.-Yards	7-137	7-176
Punt Returns: No.-Yards	3-2	0-0
Time of Poss.	29:24	30:32

The Bowling Green State University football team got a 51-yard touchdown from Freddie Barnes with 32 seconds remaining to take a 42-35 lead but surrendered a touchdown with four seconds to go, as well as a two-point conversion, to fall 43-42 to the Idaho Vandals in the 2009 Roady's Humanitarian Bowl in Boise, Idaho.

BGSU rallied back from a 28-14 and 35-28 deficits to lead with 32 seconds to go but the Vandals drove 66 yards on three plays, including a 50-yard strike to open the drive to get within one at 42-41. After a timeout the Vandals elected to go for two, converting in the back of the endzone for the winning score.

The Falcons opened the scoring with senior quarterback Tyler Sheehan hooking up with Biletnikoff finalist Freddie Barnes on a 35-yard touchdown. Sheehan would call Barnes' number 16 more times, finishing with a Humanitarian Bowl records of 17 receptions for 219 yards, while Sheehan completed 33-of-47 passes for 387 yards and four touchdowns.

Barnes would finish the season with 155 receptions, smashing the all-time NCAA mark of 142, held by Manny Hazzard (Houston) since 1989. For his efforts he was named BGSU's Roady's Humanitarian Bowl Most Valuable Player.

Idaho started the second half off with a bang, scoring a pair of touchdowns in a four minute span to go up 28-14 with 5:30 to go in the third quarter, a spot Bowling Green has seen before and answered.

First, Sheehan connected with fellow classmate Jimmy Scheidler on a 15-yard touchdown with just over three minutes remaining in the third quarter and then found Barnes on an out-route at 12:15 in the fourth to knot the score at 28 apiece.

The Vandals would answer back with a 74-yard drive to once again take the lead, this time, 35-28 with 8:32 to go in the game.

A two-yard Geter touchdown, his second of the game, pushed the score to 35-35 and following a stop by the BGSU defense Sheehan and the Falcons marched 80 yards to take a 42-35 lead with 32 seconds remaining before the final winning drive by Idaho.



BGSU HISTORY • BOWL GAMES

2012 MILITARY BOWL

San Jose State 29, Bowling Green 20
Dec. 27, 2012 - RFK Stadium

San Jose	7	3	9	10	-	29
BGSU	3	3	7	7	-	20

SJSU - Nunn 33 yard pass from Fales (Lopez kick) 10:05, 1st
BG - Tate 28 yard FG, 3:57, 1st
BG - Tate 33 yard FG, 14:55, 2nd
SJSU - Lopez 36 yard FG, 1:40, 2nd
BG - Samuel 8 yard TD run (Stein kick) 12:05, 3rd
SJSU - team safety, 4:18, 3rd
SJSU - Jones 18 yard pass from Fales (Lopez kick) 2:16, 3rd
BG - Pettigrew 1 yard TD run (Stein kick) 10:26, 4th
SJSU - Lopez 27 yard FG, 4:43, 4th
SJSU - Eskridge 1 yard TD run (Lopez kick) 2:34, 4th

Individual Leaders

Rushing

BG - Pettigrew 7-59; SJSU - Eskridge 13-33

Passing

BG - Schilz 16-35-0 159; SJSU - Fales 33-43 395 2

Receiving

BG - Gallon 7-73; SJSU Grigsby 9-134

GAME STATISTICS

	SJSU	BG
First Downs	19	12
Rushing	23-15	30-105
Passing	33-43-0-395-2	16-35-0-159-0
Total Plays-Yards	66-380	65-264
Fumbles: No.-Lost	3-1	1-1
Penalties: No.-Yards	4-30	5-55
Punts: No.-Yards	7-223	8-222
Kick Returns: No.-Yards	6-336	6-337
Punt Returns: No.-Yards	1-24	1-0
Time of Poss.	30:48	29:12

San Jose State took advantage of a key turnover late in the fourth quarter to secure a 29-20 win over Bowling Green in the 2012 Military Bowl Thursday. The Falcon defense was stellar again on Thursday afternoon, holding the Spartans to -15 yards rushing on the afternoon.

San Jose State jumped out to a 7-0 lead with a four play, 79 yard drive, capped off with a 33 yard touchdown pass from David Fales. The Falcon defense made the Spartans one-dimensional all game, as the Spartan rushing attack was ineffective.

The Falcons got on the board with a 28 yard field from Tyler Tate with 3:57 left to play in the first quarter.

After a Gabe Martin blocked punt, the Falcons would get to within one point with another field goal from Tate, this time from 33 yards out.

San Jose State would add a field goal before the half to take a 10-6 lead into the lockerroom.

After the Falcons punted to begin the second half, the defense would come up with a big play to help the struggling offense out. Charlie Walker's rush off the edge produced a huge hit on quarterback David Fales, causing him to fumble. All-American Chris Jones was there to pick it up and return it 21 yards to the San Jose State eight yard line.

On the very next play, Anthon Samuel would take a handoff and scamper into the endzone for the touchdown and a 13-10 Falcon lead.

After a three-and-out late in the third quarter, Brian Schmiedebusch's punt would be blocked by San Jose State's special teams. The ball would carry through the end zone for a safety.

On the very next drive, San Jose State would take the lead on an 18 yard pass from Fales to Chandler Jones.

The Falcons would come right back, as John Pettigrew would find a seam and go 37 yards on a handoff down to the San Jose State one yard line. On the very next play, Pettigrew would punch it in, giving the Falcons another lead at 20-19.

With 4:43 left to play in the game, San Jose State's Austin Lopez would knock home a field goal for a two point Spartan lead. On the next drive, Matt Schilz was hit from behind and would fumble. San Jose State was there to pounce on it.

The Spartans would convert for a touchdown following that turnover.

2013 LITTLE CAESARS BOWL

Pittsburgh 30, Bowling Green 27
Dec. 26, 2013 - Ford Field

Pittsburgh	7	10	3	10	-	30
BGSU	3	7	10	7	-	27

BGSU - Tate 28 yd field goal, 4:26 (1st)
UP - Conner 15 yd run (Blewitt kick), :58 (1st)
UP - Blewitt 25 yd field goal, 8:29 (2nd)
UP - Boyd 54 yd punt return (Blewitt kick), 6:43 (2nd)
BGSU - Bayer 29 yd pass from Johnson (Tate kick), 1:28 (2nd)
BGSU - Gates 94 yd kickoff return (Tate kick), 14:49 (3rd)
BGSU - Tate 46 yd field goal, 9:52 (3rd)
UP - Blewitt 28 yd field goal, 5:59 (3rd)
UP - Voytik 5 yd run (Blewitt kick), 9:31 (4th)
BGSU - Burbrink 15 yd pass from Johnson (Tate kick), 4:42 (4th)
UP - Blewitt 39 yd field goal, 1:17 (4th)

Individual Leaders

Rushing

BG - Greene 18-39; UP - Conner 26-229

Passing

BG - Johnson 20-32-2 272; UP - Savage 8-13-0 124

Receiving

BG - Joplin 6-86; UP - Boyd 8-173

GAME STATISTICS

	UP	BG
First Downs	21	18
Rushing	39-255	34-10
Passing	13-22-0-232-0	21-33-0-279-2
Total Plays-Yards	61-487	67-289
Fumbles: No.-Lost	0-0	1-0
Penalties: No.-Yards	4-50	4-36
Punts: No.-Yards	4-164	5-273
Kick Returns: No.-Yards-TDs	4-107-0	5-183-1
Punt Returns: No.-Yards-TDs	3-69-1	0-0-0
Time of Poss.	28:50	31:10

Chris Blewitt's field goal with 1:17 remaining gave the University of Pittsburgh a 30-27 win over the Bowling Green State University football team in the Little Caesars Pizza Bowl at Ford Field in Detroit, Mich.

Pitt freshman James Conner ran for 229 yards and a touchdown, while the Panthers' Tyler Boyd had 173 receiving yards and returned a punt 54 yards for a score.

The Panthers had 487 yards of total offense to the Falcons' 289. BGSU quarterback Matt Johnson threw for 272 yards and a pair of scores, completing 20 of 32 passes on the night. For Pitt, Tom Savage was 8-of-13 for 124 yards before leaving the game due to injury late in the first half. Chad Voytik was 5-of-9 for 108 yards in relief.

Pitt had a total of seven quarterback sacks in the game.

On BG's second drive, Johnson found Shaun Joplin for gains of 18 and 17 yards, respectively, on back-to-back plays. Joplin led the BG receivers with six catches and 86 yards vs. the Panthers. The Falcons got into the red zone before the drive stalled, and Tyler Tate kicked a 28-yard field goal to give the Brown and Orange the early lead.

Trailing by a touchdown at halftime, BGSU drew even at the start of the second half, as BooBoo Gates returned the opening kickoff 94 yards for a score. Tate's PAT tied the game with only 11 seconds elapsed.

That Gates return tied the school record for longest kickoff return in history, matching Leon Weathersby's 94-yard return in a 1997 game at Perry Stadium.

The next drive, however, saw the Panthers kick what proved to be the winning field goal. On the second play of that drive, Voytik rolled out and gained 19 yards, giving Pitt a first down at midfield. Conner gained 20 yards on the following play. Voytik handed the ball to Conner on each of the next three plays, gaining a total of nine yards. On that third-down play, Conner was stopped for no gain, but on fourth down, Blewitt's 39-yard kick was good.



2017 BGSU FOOTBALL

12 MAC CHAMPIONSHIPS | 13 BOWL GAME APPEARANCES

BGSU HISTORY • BOWL GAMES

BGSU HISTORY

2014 Camellia Bowl

Bowling Green 33, South Alabama 28
Dec. 20, 2014 - Cramton Bowl

USA	7	0	7	14	-	28
BGSU	14	6	7	6	-	33

BGSU - Lewis 44 yd pass from Knapke, 11:59 (1st)
 BGSU - Greene 1 yd run, 7:17 (1st)
 USA - Houston 44 yd run, 5:42 (1st)
 BGSU - Tate 39 yd field goal, 6:49 (2nd)
 BGSU - Tate 22 yd field goal, :53 (2nd)
 USA - Bridge 15 yd run, 6:00 (3rd)
 BGSU - Greene 17 yd run, 4:33 (3rd)
 USA - Buford-Hughes 18 yd pass from Bridge, 11:23 (4th)
 USA - Timmons 3 yd run, 1:20 (4th)
 BGSU - Lewis 78 yd pass from Knapke, 1:04 (4th)

Individual Leaders

Rushing

BG - Coppet 16-70; USA - Houston 5-53

Passing

BG - Knapke 25-39-2 368; USA - Bridge 20-37-1 279

Receiving

BG - Lewis 4-137; USA Woodson 6-122

GAME STATISTICS

	USA	BG
First Downs	23	24
Rushing	38-136	49-131
Passing	20-37-2-279-1	26-41-0-369-2
Total Plays-Yards	75-415	90-500
Fumbles: No.-Lost	2-2	2-1
Penalties: No.-Yards	5-48	8-79
Punts: No.-Yards	7-339	7-330
Kick Returns: No.-Yards-TDs	7-139-0	5-115-0
Punt Returns: No.-Yards-TDs	3-12-0	3-8-0
Time of Poss.	25:35	34:25

With 1:04 remaining in the game, quarterback James Knapke found freshman wide receiver Roger Lewis for a 78-yard touchdown to put the Bowling Green State University football team ahead for good, 33-28, over South Alabama in the inaugural Raycom Media Camellia Bowl.

With 1:20 to play in the game, South Alabama had taken the lead on a three-yard rush by running back Terrance Timmons, overcoming a 13-point deficit to take a 28-27 lead.

But, on the first play from scrimmage, Knapke would find Lewis deep down the middle of the field and the freshman would do the rest for his second game-winning touchdown reception of the season.

James Knapke was named Bart Starr Most Valuable Player, passing for 368 yards and two touchdowns – both of which were to Lewis. Lewis finished with a team-high 137 yards receiving in the game, finishing his inaugural campaign with 1,093 receiving yards. He became just the seventh player in BGSU history to have a 1,000-yard season and was the first freshman to ever do so.

On the first drive of the night, Bowling Green would move the ball into South Alabama territory, but would face a 4th-and-2 from the USA 44 yard line. On the fourth down play, Knapke would drop back and find Lewis past his defender for a BGSU touchdown and 7-0 lead.

The Falcons would increase their lead to 14-0 later in the first quarter with a one-yard rush by Travis Greene, capping off a nine play, 93-yard drive for the score. The big play on the drive came on Gehrig Dieter's 53-yard reception from Knapke.

BGSU's Tyler Tate would add two field goals – of 39 and 22 yards – to give the Falcons a 20-7 lead going into the half.

South Alabama would score 14 straight points in the fourth quarter to take the lead, but Knapke's bomb to Lewis would allow the Falcons to come out victorious in the Camellia Bowl. The win for the Falcons marked the first bowl win for the Mid-American Conference since the 2012 season.

2015 GoDaddy Bowl

Georgia Southern 58, Bowling Green 27
Dec. 23, 2015 - Ladd-Peebles Stadium

GS	9	14	21	14	-	58
BGSU	13	14	0	0	-	27

GS - Ramsby 1 yd run, 8:52 (1st)
 BGSU - Lewis 45 yd pass from Johnson, 7:29 (1st)
 GS - Dobson PAT return, 7:29 (1st)
 BGSU - Moore 15 yd pass from Johnson, 0:33 (1st)
 BGSU - Dieter 51 yd pass from Johnson, 11:42 (2nd)
 GS - Fields 26 yd run, 7:53 (2nd)
 GS - Crockett 31 yd pass from Ellison, 1:27 (2nd)
 BGSU - Greene 5 yd run, 0:36 (2nd)
 GS - Upshaw 3 yd run, 7:28 (3rd)
 GS - Upshaw 80 yd run, 2:55 (3rd)
 GS - Breida 1 yd run, 1:51 (3rd)
 GS - Upshaw 8 yd run, 14:55 (4th)
 GS - Upshaw 52 yd run, 5:25 (4th)

Individual Leaders

Rushing

BG - Greene 10-79; GS - Upshaw 12-199

Passing

BG - Johnson 15-34-3 246; GS - Ellison 3-5-1 65

Receiving

BG - Moore 5-83; GS Crockett 1-31

GAME STATISTICS

	GS	BG
First Downs	26	15
Rushing	68-452	29-116
Passing	4-8-0-82-1	15-34-0-246-3
Total Plays-Yards	76-534	63-362
Fumbles: No.-Lost	2-0	2-2
Penalties: No.-Yards	5-45	7-59
Punts: No.-Yards	4-175	5-250
Kick Returns: No.-Yards-TDs	3-48-0	3-32-0
Punt Returns: No.-Yards-TDs	1-16-0	2-37-0
Time of Poss.	40:39	19:21

Georgia Southern scored 35 unanswered points in the second half to overcome Bowling Green's 27-23 halftime lead Wednesday evening to defeat the Falcons 58-27 in the GoDaddy Bowl.

Matt Johnson threw three first half touchdowns and Travis Greene scored from five yards out with 36 seconds left in the first half to put the Falcons ahead 27-23.

Bowling Green built a 20-9 second-quarter lead as the Falcons moved the ball well in the first half. Georgia Southern scored the game's first touchdown but Johnson answered by improvising on a fourth-and-one after mishandling the football. He found Roger Lewis for a 45-yard touchdown but Georgia Southern went ahead 9-6 after blocking the extra point and returning it for two points.

Over the next two Georgia Southern drives, the Eagles had just nine yards on six plays and failed to pick up a first down. That gave the Falcons the opportunity to build a lead as Johnson found Ronnie Moore with a shovel pass on an end around for a 15-yard touchdown to make it 13-9.

On the first play of BGSU's first drive of the second quarter, Johnson found Gehrig Dieter streaking down the sideline for a 51-yard touchdown. The eight-second drive was the second-fastest of the season and gave the Falcons a 20-9 lead with 11:42 to play in the first half.

With just 1:27 left in the first half, the Falcons got the ball back and Greene took over. After a seven-yard pass to Dieter to the 41-yard line, Greene ripped off a 52-yard rush to the seven-yard line. Two plays later, he scored from five yards out to give the Falcons a 27-23 halftime lead.

Georgia Southern put the game away in the second half with three third-quarter touchdowns and two more in the fourth.



BGSU HISTORY • BOWL GAMES

FALCON BOWL GAME RECORDS

INDIVIDUAL RECORDS

RUSHING

Most Attempts.....31, Chip Otten, vs. Fresno State, 1982
 Net Yards.....151, P.J. Pope, vs. Memphis, 2004
136, Chip Otten, vs. Fresno State, 1982
113, Zeb Jackson, vs. Nevada, 1992
 Touchdowns.....2, Three Times (Last: Travis Greene, vs. South Alabama 2014)
 Average per Carry.....11.1, Jeff Davis, vs. Fresno State, 1985 (7/78)
 Long.....52, Travis Greene, 2015

PASSING

Attempts.....50, Josh Harris, vs. Northwestern, 2003
 Completions.....38, Josh Harris, vs. Northwestern, 2003
 Yards.....387, Tyler Sheehan vs. Idaho, 2009
 Interceptions.....3, Brian McClure, vs. Fresno State, 1985
 Touchdowns.....5, Omar Jacobs vs. Memphis, 2004
 TD passes by a non-QB.....1, LeRoy Smith, vs. Nevada, 1992 (to QB Erik White)
1, LeRoy Smith, vs. Fresno State, 1991 (to TE Brent Landman)
 Completion Pct.:76.0, Josh Harris, vs. Northwestern, 2003 (38/50)
 Average per Completion.....17.2, Jim Potts, vs. Fresno State, 1961
 Long.....78, James Knapke to Roger Lewis, vs. South Alabama 2014

RECEIVING

Receptions.....17, Freddie Barnes vs. Idaho, 2009
 Yards.....217, Freddie Barnes vs. Idaho, 2009
 Touchdowns.....3, Freddie Barnes vs. Idaho, 2009
 Avg. per Reception.....34.3, Roger Lewis vs. South Alabama, 2014
 Long.....78, Roger Lewis vs. South Alabama, 2014

SCORING

Points.....18, P.J. Pope, vs. Memphis, 2004
18, Freddie Barnes vs. Idaho, 2009
 Points (kicker).....10, Shaun Suisham, vs. Memphis, 2004
 Touchdowns.....3, P.J. Pope, vs. Memphis, 2004
3, Freddie Barnes vs. Idaho, 2009
 PAT Attempts.....7, Shaun Suisham, vs. Memphis, 2004
 PATs Made.....7, Shaun Suisham, vs. Memphis, 2004
 Field-Goal Attempts.....3, Tyler Tate vs. South Alabama, 2014
 Field Goals Made.....2, Twice (Last: Tyler Tate vs. South Alabama, 2014)
 Long FG.....46, Tyler Tate vs. Pittsburgh, 2013

PUNTING

Attempts.....7, Twice (Last: Joseph Davidson vs. South Alabama, 2014)
 Yards.....330, Joseph Davidson vs. South Alabama, 2014
 Average.....54.6, Brian Schmiedebusch vs. Pittsburgh, 2013
 Long.....73, Joseph Davidson vs. Georgia Southern, 2015

TOTAL OFFENSE

Plays.....71, Josh Harris, vs. Northwestern, 2003
 Yards.....454, Josh Harris, vs. Northwestern, 2003

KICK RETURNS

Punt Returns.....3, Twice (Last: Ryan Burbrink vs. South Alabama, 2014)
 Punt Return Yards.....21, Charles Sharon vs. Northwestern, 2003
21, Clint Stephens vs. Georgia Southern, 2015
 Avg. per PR.....12.0, Ken Burrell vs. Nevada, 1992
 Long.....21, Clint Stephens vs. Georgia Southern, 2015
 Kickoff Returns.....4, Roger Williams vs. Tulsa, 2007
4, BooBoo Gates vs. Pittsburgh 2013
 KOR Yards.....165, BooBoo Gates vs. Pittsburgh 2013
 Avg. per KOR*.....41.3, BooBoo Gates vs. Pittsburgh 2013
 Long.....94, BooBoo Gates vs. Pittsburgh 2013 (TD)
 * minimum 2 returns

INTERCEPTIONS

Interceptions.....2, Martin Bayless, vs. Fresno State, 1982
 Yards.....9, Martin Bayless, vs. Fresno State, 1982
 Touchdowns.....None
 Avg. per Return.....23.0, Arch Tunnell, vs. Fresno State, 1961
 Long.....23, Arch Tunnell, vs. Fresno State, 1961 (1/23)

FUMBLES

Fumbles Forced.....2, Keon Newson vs. Northwestern, 2003

TEAM RECORDS

POINTS

Points, Game.....52, vs. Memphis, 2004
 Points, Half.....35 (1st), vs. Memphis, 2004
 Points, Quarter.....21 (1st), vs. Memphis, 2004
21 (4th), vs. Idaho, 2009

FIRST DOWNS

First Downs.....30, vs. Northwestern, 2003
 FD Rushing.....10, vs. Nevada, 1992
 FD Passing.....21, vs. Northwestern, 2003
 FD Penalty.....6, vs. Fresno State, 1991

RUSHING

Rushing Attempts.....49, vs. South Alabama 2014
 Net Rushing Yards.....193, vs. Memphis, 2004

PASSING

Attempts.....51, vs. Northwestern, 2003
 Completions.....38, vs. Northwestern, 2003
 Most Interceptions.....3 vs. Northwestern, 2003
3, vs. Fresno State, 1985
3, vs. Fresno State, 1961
 Fewest Interceptions.....0, vs. Nevada, 1992
0, vs. Georgia Southern, 2015
 Yards.....388 vs. Idaho, 2009

TOTAL OFFENSE

Plays.....90, vs. South Alabama, 2014
 Yards.....558, vs. Memphis, 2004
 Average per play.....7.5 vs. Idaho, 2009

PENALTIES

Most Penalties.....11 vs. Fresno State, 1985
 Most Penalty Yards.....79, vs. South Alabama, 2014
 Fewest Penalties.....1, vs. Northwestern, 2003
 Fewest Penalty Yards.....14, vs. Memphis, 2004

INTERCEPTIONS

Most Interceptions.....4, vs. Fresno State, 1982
 Most Return Yards.....24, vs. Fresno State, 1982
 Fewest Interceptions.....0, vs. Nevada, 1992
0, vs. Georgia Southern, 2015
 Fewest Return Yards.....0

PUNTING

Punts.....7, Twice (Last: vs. South Alabama, 2014)
 Yards.....330, vs. South Alabama, 2014
 Avg.....50.0, vs. Georgia Southern, 2015

PUNT RETURNS

Returns.....3, vs. Idaho, 2009
 Yards.....37, vs. Georgia Southern, 2015
 Avg.....18.5, vs. Georgia Southern, 2015

KICKOFF RETURNS

Kickoff Returns.....10 vs. Tulsa, 2007
 Yards.....221, vs. Tulsa, 2007
 Avg.....22.1, vs. Tulsa, 2007 (10/221)

TIME OF POSSESSION

Most.....35:40, vs. Fresno State, 1982
 Least.....19:21, vs. Georgia Southern, 2015

ATTENDANCE

51,286 vs. Northwestern, 2003
 36,932 vs. Tulsa, 2007
 34,877 vs. Fresno State, 1991
 33,145 vs. Fresno State, 1961
 32,554 vs. Fresno State, 1985
 30,000 vs. Fresno State, 1982
 28,656 vs. Georgia Southern, 2015
 26,726 vs. Idaho, 2009
 26,259 vs. Pittsburgh, 2013
 24,000 vs. Memphis, 2004
 20,256 vs. South Alabama, 2014
 17,835 vs. San Jose State, 2012
 15,476 vs. Nevada, 1992



2017 BGSU FOOTBALL

12 MAC CHAMPIONSHIPS | 13 BOWL GAME APPEARANCES

BGSU HISTORY • ALL-MAC PERFORMERS

BGSU HISTORY

First Team ALL-MAC Selections

1952..... Jim Ladd (E)
 Fred Durig (HB)
 1953..... Jim Ladd (E)
 1954..... Jack Hecker (E)
 1955..... Jack Hecker (E)
 Kenneth Russell (T)
 Fred Koch (T)
 1956..... Kenneth Russell (T)
 Tim Murnen (G)
 Harold Peek (C)
 Vic DeOrio (HB)
 Jack Giroux (FB)
 1957..... Tim Murnen (G)
 Larry Baker (T)
 Ray Reese (E)
 1958..... Ray Reese (G)
 Bob Zimpfer (T)
 Tom Colaner (E)
 1959..... Ron Blackledge (E)
 Bob Zimpfer (T)
 Bob Colburn (QB)
 Bernie Casey (HB)
 Jerry Croft (T)
 1960..... Jerry Colaner (G)
 Dick Newsome (G)
 Jerry Croft (T)
 Gary Sherman (G)
 Bob Reynolds (T)
 Gary Sherman (G)
 Ed Bettridge (C)
 Don Lisbon (HB)
 Asa Elsea (K)
 1963..... Jay Cunningham (HB)
 1964..... Jay Cunningham (HB)
 Jerry Jones (T)
 Tom Reicosky (HB)
 Jamie Rivers (E)
 Stew Williams (FB)
 Heath Wingate (C)
 Jim Wisser (FB)
 Tony Fire (T)
 Jamie Rivers (E)
 Joe Souliere (HB)
 Mike Weger (HB)
 Stew Williams (FB)
 Heath Wingate (C)
 Jamie Rivers (E)
 Dick Wagoner (DB)
 Mike Weger (DB)
 Heath Wingate (C)
 1967..... Charles Burley (LB)
 1968..... Eddie Jones (SE)
 Joe Green (MG)
 Joe Green (MG)
 Bob Zimpfer (FL)
 Phil Villapiano (DE)
 Honester Davidson (DB)
 1970..... Phil Villapiano (DE)
 Dave Finley (G)
 1971..... Paul Miles (TB)
 John Czerwinski (T)
 Dennis Maupin (C)
 1972..... Paul Miles (TB)
 John Czerwinski (T)
 Fred Sturt (G)
 Tom Hall (DT)
 1973..... Paul Miles (TB)
 Phil Polak (FB)
 1974..... Dave Preston (RB)
 1975..... Steve Studer (C)
 1976..... John Obrock (T)
 1978..... Jeff Groth (FL)
 Mike Wright (QB)
 1979..... John Spengler (PK)
 1980..... John Spengler (PK)
 Todd Gates (DT)
 1981..... Martin Bayless (DB)
 Bryant Jones (RB)
 Jim Phelps (P)
 1982..... Martin Bayless (DB)
 Mark Emans (LB)
 Brian McClure (QB)
 Jim Phelps (P)
 Shawn Potts (WR)
 Andre Young (DT)
 1983..... Martin Bayless (DB)
 Mark Dowdell (TE)
 Mark Emans (LB)
 Brian McClure (QB)
 Jim Phelps (P)
 1984..... Brian McClure (QB)
 Brian Johnson (C)
 Stan Hunter (WR)
 Mark Dowdell (TE)
 Melvin Marshall (DB)
 Bernard White (RB)
 1985..... Stan Hunter (WR)
 Mike Estep (OG)
 Brian McClure (QB)
 Bernard White (RB)
 Melvin Marshall (DB)
 Greg A. Johnson (P)
 1986..... Paul Schweitzer (LB)

..... Greg Johnson (NG)
 Mike Estep (OG)
 John Hunter (LB)
 Greg A. Johnson (P)
 1987..... Joe Foley (DE)
 John Hunter (LB)
 Kyle Kramer (DB)
 1988..... Kyle Kramer (DB)
 Reggie Thornton (WR)
 1989..... Ron Heard (WR)
 Cris Shale (P)
 1990..... Cris Shale (P)
 Terry Wilson (DB)
 Mark Ross (DL)
 1991..... Mark Szalchic (WR)
 Brett Landman (TE)
 Erik White (QB)
 Mark Ross (DL)
 Terry Wilson (DB)
 1992..... Mark Szalchic (WR)
 Joe Wyse (OL)
 Erik White (QB)
 Kevin O'Brien (OLB)
 Artie Mangham (ILB)
 Joe Bair (DB)
 1993..... Joe Wyse (OL)
 Matt Foley (OL)
 Zeb Jackson (RB)
 Rameir Martin (WR)
 Vince Palko (ILB)
 Bob Dudley (DL)
 Clint Frazier (DL)
 1994..... Ronnie Redd (WR)
 Chad Bukey (OL)
 Ryan Henry (QB)
 Brian Leaver (PK)
 Vince Palko (LB)
 Greg Cepek (DL)
 George Johnson (DB)
 Chad Bukey (OL)
 Derek Schorejs (PK)
 Jason Woullard (LB)
 Greg Cepek (DL)
 1996..... Kevin O'Neill (LB)
 1997..... Kevin O'Neill (LB)
 2001..... Robert Redd (WR)
 Brandon Hicks (NG)
 2002..... Robert Redd (WR)
 2003..... Scott Mruzkowski (C)
 Janssen Patton (CB)
 P.J. Pope (RB)
 2004..... Omar Jacobs (QB)
 Rob Warren (OL)
 Jovon Burkes (LB)
 Keon Newson (DB)
 2006..... Kory Lichtensteiger (OL)
 Devon Parks (DL)
 2007..... Kory Lichtensteiger (OL)
 Diyral Briggs (DL)
 2008..... Diyral Briggs (DL)
 2009..... Freddie Barnes (WR)
 2010..... Kamar Jordan (WR)
 2011..... Kamar Jordan (WR)
 Brian Schmiedebusch (P)
 Dwayne Woods (LB)
 Chris Jones (DL)
 2012..... Gabe Martin (LB)
 Chris Jones (DL)
 BooBoo Gates (DB)
 2013..... Dominic Flewellyn (OL)
 David "Chief" Kekuewa (OL)
 BooBoo Gates (DB)
 2014..... Roger Lewis (WR)
 Ryan Burbrink (PR)
 2015..... Matt Johnson (QB)
 Roger Lewis (WR)
 Travis Greene (RB)
 Austin Valdez (LB)
 Joseph Davidson (P)
 2016..... Scott Miller (WR)
 Joseph Davidson (P)

Second Team ALL-MAC Selections

1953..... Bill Bradshaw (QB)
 Tom Kisselle (E)
 1955..... Tim Murnen (G)
 Jim Bryan (QB)
 Carlos Jackson (HB)
 Tom Kisselle (E)
 1956..... Don Nehlen (QB)
 1957..... Don Nehlen (QB)
 Vic DeOrio (HB)
 Bob Ramlow (HB)
 1958..... Jerry Roberts (E)
 Bob Colburn (QB)
 Bob Ramlow (HB)
 Harold Furcron (HB)
 1959..... Chuck Ramsey (G)
 Russ Hepner (HB)
 Jerry Dianiska (FB)
 1960..... Bob Bird (T)
 Jim Potts (QB)
 Don Lisbon (HB)
 1961..... Bob Reynolds (T)

..... Jim Potts (QB)
 Russ Hepner (HB)
 Roger Reynolds (HB)
 Lou Youskievicz (C)
 1962..... Jay Cunningham (HB)
 1963..... Tom Sims (E)
 Bill Violet (G)
 Jim Wisser (FB)
 1966..... Eddie Jones (E)
 Henry Orr (T)
 Roger Schmidt (G)
 Joe Siesel (LB)
 Dave Seiter (E)
 Joe Souliere (S)
 Joe Green (MG)
 Dennis Zolciak (LB)
 1968..... Larry Watson (C)
 Tom Standing (E)
 Dave Reese (T)
 Dennis Zolciak (LB)
 Dave Polak (LB)
 Jerry Machovina (HB)
 1969..... Carl Battershell (T)
 Dave Finley (G)
 Vern Wireman (QB)
 Tom Lloyd (T)
 Bob Simmons (LB)
 1970..... Bob Simmons (LB)
 Tom Merlitti (LB)
 Lawrence Kelly (S)
 Jerry Fields (FB)
 1971..... Fred Sturt (G)
 Larran Meador (DT)
 Julius Livas (DB)
 1972..... John Villapiano (LB)
 Earl Hargrove (MG)
 Myron Wilson (DB)
 Bill Pittman (WB)
 Phil Polak (FB)
 Greg Meczka (TE)
 1973..... Roger Wallace (SE)
 John Jacquot (T)
 Kevin Taylor (DE)
 Tom Hall (DT)
 1974..... Steve Studer (C)
 Dave Kulik (G)
 Gene Jones (T)
 Dave Brown (MG)
 Bill Whidden (DE)
 Jim Reynolds (DB)
 Art Thompson (DB)
 1975..... Dan Saleet (FB)
 Dave Preston (TB)
 Gene Jones (OT)
 Dave Brown (MG)
 Sherrill Jackson (DB)
 1976..... Jeff Groth (SE)
 Mark Miller (QB)
 Dave Preston (RB)
 Alex Prosak (DT)
 Greg Kampe (DB)
 1977..... Greg Kampe (DB)
 Jack Williams (DT)
 Doug Smith (OG)
 Jeff Groth (WR)
 1978..... Dirk Abernathy (DB)
 1979..... Bob Harris (OT)
 Dan Shetler (WR)
 Tim Ross (DE)
 1980..... Martin Bayless (DB)
 Dean Hull (OG)
 Dan Shetler (WR)
 1981..... Pat Kennedy (DE)
 Jac Tomasello (DB)
 Craig Valentine (DT)
 1982..... Greg King (OG)
 John Meek (TE)
 Chip Otten (TB)
 Greg Taylor (WR)
 Stu Tolle (DT)
 1983..... Stan Hunter (WR)
 Melvin Marshall (DB)
 1984..... Greg King (OG)
 Shawn Simms (DE)
 Joe Prchlik (MG)
 Troy Dawson (LB)
 Greg A. Johnson (P)
 Greg Meehan (WR)
 Mark Nelson (OT)
 Dave Bittner (OG)
 Eric Helgesen (C)
 George Schmelzle (RB)
 Paul Silvi (PK)
 Chris Hartman (LB)
 Vince Villanucci (DL)
 Mike Foor (DL)
 Troy Dawson (LB)
 Dean Bryson (DB)
 1986..... Mark Nelson (OT)
 Joe Foley (LB)
 Kyle Kramer (DB)
 1987..... Rich Dackin (QB)
 Mike Otten (RB)
 Ray Redd (DB)

..... Reggie Thornton (WR)
 1988..... Cris Shale (P)
 1989..... Rich Dackin (QB)
 Reggie Thornton (WR)
 1990..... Pat Jackson (TE)
 Keith Pace (LB)
 Duane Crenshaw (LB)
 1991..... Nick Sims (OG)
 LeRoy Smith (RB)
 Kevin O'Brien (LB)
 Paul Harris (DL)
 Carlos Brooks (DB)
 1992..... Brad Long (TE)
 LeRoy Smith (RB)
 Bob Dudley (DL)
 Carlos Brooks (DB)
 Ken Burress (DB)
 1993..... Lee Boyer (OLB)
 Steve Rodriguez (DB)
 1994..... Rameir Martin (WR)
 Trevor Stover (TE)
 Jason Peters (OL)
 Charlie Williams (DB)
 1996..... Courtney Davis (RB)
 Dan King (DL)
 1997..... Damron Hamilton (WR)
 1998..... Kurt Gerling (WR)
 Andy Pollock (P)
 1999..... Rob Fehman (OL)
 Joe O'Neill (LB)
 2000..... Brandon Hicks (DL)
 2001..... Khary Campbell (LB)
 Janssen Patton (CB)
 2002..... Dennis Wendel (P)
 Chris Haneline (LB)
 Alex Glantzis (DL)
 Janssen Patton (CB)
 2003..... Josh Harris (QB)
 Mitchell Crossley (DE)
 2004..... Scott Mruzkowski (OL)
 Kory Lichtensteiger (OL)
 Shaun Suisham (K)
 P.J. Pope (RB)
 Mitchell Crossley (DL)
 Daniel Sayles (LB), Hon Mention,
 Charles Sharon (WR)
 2005..... Omar Jacobs (QB)
 Kory Lichtensteiger (OL)
 Derrick Markray (OL)
 Terrill Mayberry (DB)
 Terrel White (LB)
 2006..... P.J. Mahone (DB)
 2007..... Drew Nystrom (OL)
 2009..... Jimmy Scheidler (TE)
 2010..... Eugene Cooper (PR)
 Dwayne Woods (LB)
 Bryan Wright (P)
 2011..... BooBoo Gates (KR)
 2012..... Jordan Roussos (OL)
 Brian Schmiedebusch (P)
 2013..... Travis Greene (RB)
 Ryan Burbrink (PR)
 Alex Huettel (OL)
 Ted Ouellet (DL)
 D.J. Lynch (LB)
 Gabe Martin (LB)
 2014..... Gabe Martin (LB)
 Alex Huettel (OL)
 Nick Johnson (CB)
 2015..... Alex Huettel (OL)
 Jacob Bennett (OL)
 Gehrig Dieter (WR)
 2016..... Trent Greene (LB)
 Trent Greene (LB)

Third Team ALL-MAC Selections

2007..... Tyler Sheehan (QB)
 Sinisa Vrvilo (K)
 Antonio Smith (DB)
 Freddie Barnes (WR)
 2008..... Nick Iovinelli (P)
 2009..... Tyler Sheehan (QB)
 Shane Steffy (OL)
 2010..... Willie Geter (RB)
 Chris Jones (DT)
 2011..... Ben Bojicic (OL)
 2012..... Dominic Flewellyn (OL)
 Dwayne Woods (LB)
 Ted Ouellet (DL)
 Cam Truss (DB)
 2013..... Alex Bayer (TE)
 2014..... Tyler Tate (K)
 Bryan Thomas (DL)
 2015..... Ronnie Moore (WR)
 Ryan Burbrink (PR)
 2016..... Tim McAuliffe (OL)
 Logan Dietz (OL)
 Fred Coppet (RB)
 Jamari Bozeman (DB)



BGSU HISTORY • CHAMPIONSHIP TEAMS



1956 Team (8-0-1 Overall, 5-0-1 MAC)

Seated (l-r): John Galyas, Dick Bruck, Joe DeLuca, Don Nehlen, Kenny Russell, Harold Peek, Jack Giroux, Dan Hurst, Larry Kent, Tim Murnen, Karl Koepfer, Carlos Jackson. 2nd row: Jim Dreher, Vic DeOrio, Bob Morrill, Dale Pittman, Greg Mee, Jim Young, Frank D'Eramo, Larry Baker, Ed Janeway, Jerry Milazewski, Bill Page, Mahlon Rouch, Ray Bennett, Jim Derr, Bob Ramlow, Brian Lewis, Bill Spencer, Don Cole. 3rd row: Larry Kelly, Pat Collins, Bill Lyons, Sturgal Russell, Jay Knierim, Jim Cordiak, Ray Reese, Max Schindler, Bob Vannett, Norm Salminen, John Valentine, Dan Zunk, Don McFayden, Joe Bates, Dale Huston, Eddie Mack, Freddie Churchill. Not Pictured: Charles Perry; Doyt Perry, head coach; Bob Gibson, assistant coach; Bill Gunlock, assistant coach; Bob Dudley, assistant coach; Bruce Bellard, assistant coach; Forrest Creason, assistant coach.



1959 Team (9-0-0 overall, 6-0-0 MAC) - National College Division Champions

Front Row (l-r): Bob Gibson, assistant coach; Chuck Ramsey, Ken Whalen, Al Hoover, Tom Colaner, Bob Zimpfer, Bob Colburn, Jerry Roberts, Dan Roberds, Dave McClain, Doyt Perry, head coach. 2nd row: Bob Dudley, assistant coach; Al Junior, John Ruper, Jerry Dianiska, Glenn Fitch, Joe Spilewski, Ron Blackledge, Jim Grant, Lou Youskievicz, Russ Hepner, Seb LaSpina, graduate assistant. 3rd row: Jim Ruehl, assistant coach; Jim Andrews, Ron Isgro, Jerry Colaner, Bob Bird, Ralph White, Dick Vura, Clarence Mason, Bernie Casey, Chuck Comer, Glenn Sharp, head equipment manager. 4th row: Dick Young, assistant coach; Jack Harbaugh, Arch Tunnell, Ed Travis, Ed Phillips, Dave Radlinski, Bob Reublin, Roger Klicman, Fred Elliott, Ken Fink, Al Studer, Steve Morton, student manager. 5th row: Jim Young, assistant coach; Mervin Ward, Al Kebl, Milt Levy, Jay Loescher, Wayne Mauk, Don Meister, Dick Hunt, Angelo Privitera, Joe Nussbaum, Jim Potts, Bill McKelvey, student manager. 6th row: Bill Mallory, assistant coach; Ray Kwiatkowski, Lloyd Dempsey, Dick Newsome, Chuck Pratt, Ron Williams, Karl Anderson, Jerry Croft, Jay Hershey, Larry Smith, John Galyas, graduate assistant.



2017 BGSU FOOTBALL

12 MAC CHAMPIONSHIPS | 13 BOWL GAME APPEARANCES

BGSU HISTORY • CHAMPIONSHIP TEAMS

BGSU HISTORY



1961 Team (8-2-0 overall, 6-1-0 MAC)

Front row (l-r): Don Meister, Russ Hepner, Jim Potts, Ken Fink, Angelo Privitera, Larry Smith, Ray Kwiatkowski, Arch Tunnell, Joe Nussbaum, Al Junior, Dick Newsome, Jerry Croft. 2nd row: Lou Youskievicz, Don Lisbon, Tom Hogrefe, Bert Kennedy, Al Studer, Bob Fearnside, Karl Anderson, Ed Bettridge, Asa Elsea, Ray Bell, Jay Dorsey. 3rd row: Larry Stebleton, Frank Hedges, Roger Reynolds, Tony Ruggiero, Walt Armour, Jim Wasserman, Terry Hartshorn, Doug Parrish, Gary Sherman, Bill Violet, Joe Grant. 4th row: Robert Crofcheck, Robert Blue, Keith Sommer, John Doyle, John Haschak, Dick King, Larry Cook, Wayne Smith, Fred Koester, Earl Whiteside. 5th row: Bill Keller, Gary Whitaker, Ron Krueger, Moe Ankney, Fred Phillis, Ken Burke, Dick King, Jerry Ward, Bob Reynolds, Barry Weaver, Willis Jones. 6th row: Jim Ruehl, assistant coach; Mike Malmisur, graduate assistant; Dave McClain, graduate assistant; Dick Young, assistant coach; Bill Mallory, assistant coach; Doyt Perry, head coach; Bob Dudley, assistant coach; Bob Gibson, assistant coach; Tom Jennell, graduate assistant; Glenn Sharp, equipment manager; Al Sawdy, head trainer; Myron Carson.




1962 Team (7-1-1 overall, 5-0-1 MAC)

Front row (l-r): Asa Elsea, Tony Ruggiero, Roger Reynolds, Don Lisbon, Bill Keller, Tom Hogrefe, Gary Sherman, Bob Fearnside, Bob Reynolds, Bob Crofcheck, Jim Wasserman, Frank Hedges, Bert Kennedy. 2nd row: Bill Violet, Barry Weaver, Bill Ruiter, Ron Eaton, Fred Phillis, Ed Bettridge, Ken Burke, Mike Witte, Willis Jones, Bob Blue, Ray Bell, Fred Koester. 3rd row: Tony Trent, John Moyer, Ken Hockman, Jerry Harris, Moe Ankney, John Haschak, Tom Sims, Larry Cook, Jerry Ward, Mike Jenks, Paul Polen, Phil Baldwin. 4th row: Jay Cunningham, Wayne Smith, John Doyle, John Larson, Earl Scott, Ron Nestich, Lynn Robinson, Dave Seline, Jay Dorsey, Norm Limpert, Tom Reicosky, Steve Huzicko. 5th row: Bill Kren, Ken Gray, Truman Martin, Jim Wisser, Keith Hamilton, Bill Regnier, Mel Foels, Jim Jones, Earl Whiteside, Guy McCombs, Tony Lawrence, Gary Whitaker. 6th row: Wayne Ambrose, graduate assistant; Angelo Privitera, graduate assistant; Archie Tunnell, graduate assistant; Dick Young, assistant coach; Doyt Perry, head coach; Jim Ruehl, assistant coach; Bill Mallory, assistant coach; Bob Dudley, assistant coach; Bob Gibson, assistant coach; Ron Isgro, graduate assistant; Glenn Sharp, equipment manager; Dale Googins, assistant trainer.



BGSU HISTORY • CHAMPIONSHIP TEAMS



1964 Team (9-1-0 overall, 5-1-0 MAC)

Front row (l-r): Tom Sims, Ken Hockman, Jerry Harris, Mel Foels, Lynn Robinson, Dave Seline, Norm Limpert, Jay Cunningham, John Larson, Tom Reicosky, Jerry Ward, Jim Wisser, Tony Trent, Jim Jones, Tony Lawrence. 2nd row: Russ Jacques, Joe Seisel, Jim Porowski, Heath Wingate, Joe Souliere, Frank Slessman, Dave Crammer, Dick Wagoner, Ray Feilitz, Jim Goings, Dwight Wallace, Mike Pricer, Tom Donohue, Tom Mako, Jerry Jones, Morris Williamson. 3rd row: Bill Bonezzi, Jerry Hunter, Jim Nolting, Bob White, Bob Hughes, John Jennings, Jim Grant, Bill Toth, Bob Heider, Frank Harpold, Bob Pratt, Tom Wright, Tony Fire, Lynn Baker, Bruce Burdick. 4th row: Tim Witte, Al McQuigg, Steward Williams, Phil Moses, Frank Williams, Henry Orr, Jamie Rivers, Bill Earhart, Mike Weger, Jim Violet, Nick Norman, Fritz Snider, Ed Helmlinger, Tom O'Leary, Paul Rolf, John Sohn. 5th row: Al Gibbs, graduate assistant; Ron Chismar, assistant coach; Chuck Pratt, graduate assistant; Bill Mallory, assistant coach; Bob Gibson, assistant coach; Doyt Perry, head coach; Bob Dudley, assistant coach; Jim Ruehl, assistant coach; Dick Young, assistant coach; Bill Violet, assistant coach; Jim Perry, graduate assistant; Willis Woods, graduate assistant. 6th row: Bill Jones, Charlie Crandall, Ken Kopke, Steve Thomas, Al Sawdy, Head Trainer; Dr. Henry Votsburger, team doctor; Glenn Sharp, equipment manager; Don Woods, John Banks.




1965 Team (7-2-0 overall, 5-1-0 MAC) - Co-Champions

Front row (l-r): Jerry, Jones, Tony Fire, Paul Rolf, Nick Norman, Tom O'Leary, John Jennings, Jim Violet, Bill Earhart, Dwight Wallace, Jim Grant, Bob Pratt, Tom Wright, Ed Helmlinger, Lynn Baker, Fritz Snider. 2nd row: Bob Wolfe, Joe Pearce, Joe Souliere, Joe Siesel, Heath Wingate, Henry Orr, Ray Fielitz, Jim Porowski, John Sohn, Charles Burley, Melvin Williams, Dick Wagoner, Dave Crammer, Larry Bresko, Jim Korpowski. 3rd row: Russ Jacques, Tom Mako, Frank Harpold, Mike Weger, Jim Perry, Bob Hannon, Dick Waring, Bob Heider, Tom Donohue, Paul Garrett, Ernie George, Phil Hapner, Dave Seiter, Frank Giganti. 4th row: Bob White, Jamie Rivers, Stew Williams, Al McQuigg, Tim Witte, Larry Smith, Dave Carpenter, John Shartle, John Gregory, Tom Luettker, Jerry Hunter, Bruce Burdick, Virgil Parker, Bill Becker, Chet Boyer, Roger Schmidt. 5th row: Don Woods, student manager; Ed Montgomery, student manager; John Banks, student manager; Glenn Sharp, equipment manager; Mel Foels, graduate assistant; Elliott Uzelac, assistant coach; Bill Violet, assistant coach; Fred Phillis, graduate assistant; Dick Young, assistant coach; Bob Colburn, graduate assistant; Tom Reicosky, assistant coach; Bob Dudley, assistant coach; Tom Kisselle, assistant coach; James Ruehl, assistant coach; Don Nehlen, assistant coach; Bob Gibson, head coach.




BGSU HISTORY • CHAMPIONSHIP TEAMS

BGSU HISTORY



1982 Team (7-5-0 overall, 7-2-0 MAC) - California Bowl II Participant

Front row (l-r): Greg Taylor, Chip Otten, Steve Swan, Larry Stratton, Dave Hagaman, Kevin Browning, Bryant Jones, Andre Young, Terry Gyetvai, Tom Glendening, Shawn Potts, Jim Schumann, Rick Deutsch. 2nd row: Dean Hall, Mark Emans, Clarence Abernathy, John Meek, Jac Tomasello, Eric Barnard, Bruce Bangert, Greg King, Joe Prchlik, David Miller, John Downing, Randy Rowe, Dayne Palsgrove. 3rd row: Stan Brue, Charles Alcorn, Mark White, Ray Rockwell, Andy Stark, Stu Tolle, Don Gregoire, Tony Graham, Martin Bayless, Broderick Knight, Lamont Wagner, Bryan Meek, Jim Frericks. 4th row: Gene Hoffman, Mark Miller, Dan Schriener, Jim Gresbach, Gehad Youssef, Scott Mroczkowski, Ken Babich, Norm Recla, Vic Cales, Shawn Simms, Ted Shingleton, Scott Norris, Mike Welch, Steve Truchly. 5th row: Jim Phelps, Chris Neal, Paul Richards, Brian Johnson, Jim Riemland, Steve Schroeder, Trent Tate, Mark Rader, Harold Moore, Mark Dowdell, Kevin Talley, Pat O'Gara, Chris Hartman, Mike Foor, Vince Villanucci. 6th row: Darryl Story, Bill Kuhlman, Tim Lane, Doug Carrico, Mike Estep, Tom Dunn, Troy Dawson, Steve Bok, George Schmelzle, Andre Fullwood, Andre Jackson, Lawrence Lewis, Brian McClure, Glenn Shupe, Jerry Bayless. 7th row: Bill Jones, head trainer; Kurt McClurg, Judy Imhoff, Todd Music, Mark Stoessner, Vickie Graham, Rob Hassan, Dave Bittner, Doni Jones, Melvin Marshall, Stan Hunter, Joe Sharp, equipment manager; Randy Jones, Bruce Sanborn, Steve Iwanicki, Dan Ries, Dan Reiner. 8th row: Greg Polnasek, graduate assistant; Pete Riesen, assistant coach; Wayne Moses, assistant coach; Tim McConnell, assistant coach; Gerry Solomon, assistant coach; Denny Stolz, head coach; Scott Seeliger, assistant coach; Jim Heacock, assistant coach; Steve Devine, assistant coach; Kit Cartwright, assistant coach; Mark Smith, graduate assistant.




1985 Team (11-1-0 overall, 9-0-0 MAC) - California Bowl V Participant

Front Row (l-r): Gerald Bayless, Bill Kuhlman, George Schmelzle, Rick Mitchell, Sean Dykes, Mike Foor, Vince Villanucci, Brian McClure, Troy Dawson, Dan Schriener, Mike Estep, Greg Meehan, Chris Hartman, Norm Recia. 2nd row: Mark Polivka, Will Cox, Stan Hunter, Chris Neal, Joe Boxley, Bernard White, Doug Carrico, Rick Neiman, Stan Brue, John Kaplan, Dave Bittner, Paul Schweitzer, Andre Jackson, Melvin Marshall, Darryl Story. 3rd row: Mark Nelson, Dean Rutan, Joe Foley, Neal Mahoney, Jack Coppess, Mike Otten, Ray Redd, Rick Howard, Erik Johnson, Greg Johnson, John Hunter, Keith Best, Robert Rogers, Greg Studrawa, Chris Plescia. 4th row: Andre Vaughn, Eric Williams, Phil Walker, Michael Jackson, Tony Parker, Bob Adelsperger, Rod King, Mike Murray, Eric Helgesen, Mike Joyce, Doug Bitler, Ken Schriener, Bill McCreary, Bill McClure, Paul Silvi, Greg A. Johnson. 5th row: David Haynes, Fred Turner, Dean Bryson, Tony McCorvey, Derrick Gant, Mark Bongers, Lesley Harris, Jeff Sandru, Mike McGee, Ken Rankin, Eric Smith, Dennis Schiets, Tom Pope, Bill Whan, Ron Todd. 6th row: Phil Moser, Ronald Heard, Reggie Thornton, Derrick Carr, Jeff Davis, Ron Austin, David Kinzie, Pat Clarksean, Wayne Wright, Howard Copeland, Calvin Whitfield, Tom Bonham, Jerry Brocks, Ray Southard. 7th row: Kurt Barto, Assistant Trainer Chris Smalley, Terry Slattery, Steve Pritchard, Dave Kricer, Kyle Kramer, Jason Zeller, Scott Beckley, Larry Lambright, Shawn Zimmerman, Ron Viscounte, Colby Latimer, Tom Addie, Anthony Bell, Mark Sparger. 8th row: Bill Jones, head trainer; Mike Messaros, assistant trainer; Dave Ferkins, Ron Dunn, Bruce Sanborn, Jay Stelzer, Jim Carozza, Dave Wadley, Joe Sharp, equipment manager; Dayne Palsgrove, graduate assistant; Brian Rock, graduate assistant. 9th row: Scott Duncan, assistant coach; Mark Miller, assistant coach; Tim McConnell, assistant coach; Jon Hoke, assistant coach; Denny Stolz, head coach; Ray McCartney, graduate assistant; Reggie Oliver, assistant coach; Ed Schmidt, assistant coach; Mark Smith, assistant coach; Jan Quarless, assistant coach.



BGSU HISTORY • CHAMPIONSHIP TEAMS

BGSU HISTORY



1991 Team (11-1-0 overall, 8-0-0 MAC) - California Raisin Bowl Champs

Front row (l-r): Nick Sims, D.J. Ogilvie, Brett Landman, Matt Kregel, Steve Wilbourne, Mark Ross, Paul Harris, Joe Brechun, Todd Powell. 2nd row: Brian Riffle, student trainer, Annette Davidson, assistant trainer, Derek Tefft, student trainer, Brian Sherman, Matt Zelina, Terry Wilson, Pat Gucciardo, Todd Currence, Scott Lindsay, Mike Calcagno, Rachel Zay, student trainer, Hugh Hendrix, student trainer. 3rd row: Chris Henwood, Artie Mangham, Paul Seeley, Dave Bielinski, Mark Szlachcic, Jerry Beattie, Kevin O'Brien, Erik White, Pat Dutton, Pete Kowalski, Brian Nartker, Mike Haack, Bill Jones, head trainer. 4th row: LeRoy Smith, Ken Burress, Carlos Brooks, Nick Eppert, Tony Parnell, Steve Bosko, Joe Castellano, Jeff Rottinghaus, Bill Strazinsky, Dave Hankins, Tony Lee, Chris Beier. 5th row: Lisa Grey, student equipment manager, Brett Price, Rocco Oddo, graduate assistant coach, Scott Seeliger, assistant head coach, Michael Faragalli, assistant coach, Jack Bush, assistant coach, Joey Batson, strength and conditioning coach, Gary Blackney, head coach, Bob Ligashesky, assistant coach, Tony Pusateri, assistant coach, Tom Passinault, graduate assistant coach, Bob Babich, assistant coach, Paul Ferraro, assistant coach, Bruce Cunningham, graduate assistant coach, Terry Malone, assistant coach, Frank Yulasz, Joe Sharp, equipment manager. 6th row: Daryle Reitz, Jeff Jones, student equipment manager, Matt Foley, Ben Lee, Zeb Jackson, Matt Mahaney, Joe Wyse, Brad Long, Bob Dudley, Mike Dostall, Clint Frazier, Jason Wulff, Jamie Simmons, Joe Snyder, student equipment manager, Eric Pullins. 7th row: Chad Bukey, Bob Westerkamp, Ryan McElroy, Jermaine Spivey, Lee Boyer, Joe Bair, Ron Thorne, George Johnson, Darnell Staten, Brian Leaver, Tom Pate, Joe Canzoneri, Walter Regula. 8th row: Trevor Stover, Vince Palko, Norman Hammoud, Bob Johnson, Keith Creech, Jason Peters, Curtis Collins, Jason Dolliver, Rameir Martin, Rob Donahue, Joe Joseph, Steve Rodriguez, Greg Cepek. 9th Row: Jason Egger, Cal Bowers, Charlie Williams, Brent Shafer, Randy Hecklinski, Ronnie Redd, Dave Rottinghaus, Kirk Duncan, Brad Grava, Dwaylon Alexander, Tom Moss, Tony Bennett, Eric McGhee, Yusuf Bauswell, Ryan Henry.




1992 Team (10-2-0 overall, 8-0-0 MAC) - Las Vegas Bowl Champs

Front row (l-r): Mark Szlachcic, Ken Burress, Carlos Brooks, Chris Henwood, Kevin O'Brien, Steve Bosko, Mike Haack, Dave Hankins, Jeff Rottinghaus, Nick Eppert, LeRoy Smith. 2nd row: Jason Kreaeger, Ronnie Redd, Rick Yisha, Joe Canzoneri, Bob Dudley, Jason Peters, Pete Kowalski, Brian Nartker, Joe Wyse, Mike Story, Brad Long, Mike Dostall, Keith Creech, Walt Regula. 3rd row: Bill DiOrio, Joe Joseph, Ken Fink, Shawn George, Jason Dolliver, Curtis Collins, Tri-Captain Dave Bielinski, Tri-Captain Artie Mangham, Tri-Captain Erik White, Paul Sadler, Clint Frazier, Norm Hammoud, Brian Borgman, Vito Cinquepalmi. 4th row: Jermaine Spivey, Brad Grava, Lee Boyer, Bill Crowe, Bob Johnson, Tom Moss, Trevor Stover, Greg Cepek, Dave Bruhowzki, Chad Bukey, Bob Westerkamp, Doug Landon, Ron Thorne, Cal Bowers, Brian Leaver. 5th row: Vic James, graduate assistant; Bill Jones, head trainer; Terry Malone, assistant coach; Rocco Oddo, graduate assistant; Scott Seeliger, assistant head coach; Michael Faragalli, assistant coach; Paul Ferraro, assistant coach; Bruce Gregory, assistant coach; Tony Pusateri, assistant coach; Gary Blackney, head coach; Dean Walendzak, graduate assistant; Bruce Cunningham, assistant coach; Jack Bush, assistant coach; Bob Ligashesky, assistant coach; Mike Ward, strength and conditioning coach; Joe Sharp, head equipment manager; Jim Bridge, graduate assistant. 6th row: Saul Harrison, Andy Tracy, Duan'te Anderson, Ryan McElroy, Matt Mahaney, Akili Hutchinson, Mark Dunaway, Rob Donahue, Rameir Martin, Jason Sheets, Vince Palko, Matt Foley, Kwame Boyd, Maurice Coles, Steve Ayers. 7th row: Charlie Williams, Jamie Simmons, Jason Woullard, Jon Ketron, Chache Leal, Mark Moser, Dwaylon Alexander, Derek Kidwell, Nick Martin, Jason Egger, Willie Gibson, Clyde Butler, Ben Lee, Tom Pate, Ryan Henry. 8th row: Darnell Staten, Darius Card, Steve Hartley, Travis Gibbs, Eric McGhee, Tom Breitigam, George Johnson, Derek Schorejs, Brian Stier, James Kitchen, Deon Metz, Joe Bair, Randy Hecklinski, Steve Rodriguez, Zeb Jackson. 9th row: Annette Davidson, assistant trainer; Jennifer Cielec, student trainer; Frank Yuhasz, student trainer; Frank Romans, student trainer; Jean Romans, student trainer; Eric Pullins, student assistant; Dave Rottinghaus, student assistant; Jeff Jones, student manager; Greg Ness, student manager; Andy Pierce, student manager; Brian Essinger, student assistant.



BGSU HISTORY • CHAMPIONSHIP TEAMS


BGSU HISTORY



2003 Team (11-3, 7-1 MAC)

MAC West and Motor City Bowl Champions
#23 Final AP Poll, #23 ESPN/USA Today Coaches Poll,
#24 Final BCS Ranking

Front Row: Capt. Jovon Burkes, Daniel Sayles, Keon Newson, T.J. Carswell, Tony Hicks, Janssen Patton, Mike Malone, Jesus Yanez, Ryan Lucas, Robert Haley, Capt. Mitch Hewitt, Head Coach Gregg Brandon, Capt. Josh Harris, Jimmy Williams, Capt. Craig Jarret, Will Teague, Vardan Mkhitarian, Rick Mauer, Jeff Runnells, Jason Morton, Cole Magner, James Hawkins, Shaun Suisham. Row 2: Omar Jacobs, Jonathan Jakubowski, Jason Hollingsworth, Van Johnson, P.J. Pope, B.J. Lane, Gavin Powell, Andy Wenstrup, Andy Grubb, Bryan Gardner, Ryan Newble, Scott Mruzckowski, Andrew Hart, Cornelius McGrady IV, Todd DiBacco, Brad Williams, Jelani Jordan, Terril Mayberry, John Nicholson, Justin Martin, DeAudre Perry, Lucus Bartnick. Row 3: Derrick Lett, Nate Fry, Mike Crumpler, Ross Kollar, Jamien Johnson, Steve Navarro, Charles Sharon, Mike Thaler, Monty Cooley, Jonathan Culp, Pascal Kokke, Rob Warren, Matt Leiniger, Steve Sanders, Mitch Crossley, Josef Timchenko, Ted Piepkow, Lavelle Sharpe, Aaron Burkart, Irshad, Bannister, Joe, Dyer, Tim Arnold. Row 4: Andrew Stanford, Jack Battle, Melvin Cole, Patrick Watson, Loren Hargrove, Dan Macon, Kenneth Brantley II, Brandon Jones, Kory, Lichtensteiger, Kevin Huelsman, Will Myles, Terrell White, Victor Tolbert, Blake Shaw, John Lanning, Patrick Curran, Cameron Durham, Landon McCarroll, Virgil Robinson IV, Kyle Cutler. Row 5: Kevin Norris, Sean O'Drobinak, Jeff Perry, Jenkins Reese, Jimmy Carson, Robert Browning, Raishaun Stover, Benjy Kennedy, Byran Jackson, Devon Parks, Drew Nystrom, Edmond Massey, Gregory Hutcherson, Thomas Smith II, Nick Thurman, Matt Emans. Row 6: Head Trainer Doug Boersma, Strength & Cond. Intern Sergio Lund, Head Strength Coach Aaron Hillman, Video Coordinator Billy Crutcher, Asst. Coaches John Bowers, Dennis Springer, Mike Ward, Mick McCall, Troy Rothenbuhler, Steven Wilks, Zach Azzanni, G.A. Gary Fisher, G.A. Matt Campbell, Asst. Coach Greg Studrawa, Tim Beckman.



2004 Team (9-3, 6-2 MAC) – GMAC Bowl Champions

Front Row: Shaun Suisham, Gavin Powell, Ryan Newble, Todd DiBacco, T.J. Carswell, Keon Newson, Daniel Sayles, Mike Thaler, Head Coach Gregg Brandon, Scott Mruzckowski, Jovon Burkes, Cole Magner, Cornelius McGrady, James Hawkins, Andrew Hart, Andy Grubb, Andy Wenstrup. Row 2: Steve Sanders, Jonathan Culp, Teddy Piepkow, Omar Jacobs, P.J. Pope, Monte Colley, Rob Warren, Mitchell Crossley, Aaron Burkart, Derrick Lett, Mike Crumpler, B.J. Lane, Drew Nystrom. Row 3: Will Myles, John Nicholson, Brad Williams, Jelani Jordan, Terril Mayberry, Steve Simonton, Jamien Johnson, Terrell White, Lavelle Sharpe, Kenneth Brantley II, Charles Sharon, Tim Arnold, Nate Fry, Donald Sprekel. Row 4: Josef Timchenko, Kyle Cutler, Thomas Smith, Benjy Kennedy, Matt Emans, Derrick Markray, Ricky Walston, Dan Macon, John Lanning, Brandon Jones, Jon Jakubowski, Van Johnson. Row 5: Petey Hood, Bryan Jackson, Edmond Massey, Julian Shibley, Kory Lichtensteiger, Steve Navarro, Sean O'Drobinak, Devon Parks, Deaudre Perry, Patrick Watson, Kevin Huelsman, Jeff Fink, Andrew Stanford. Row 6: Sergio Lund, Strength GA, Nate Waldron, Erique Dozier, Diyral Briggs, Andre Boomer, Robert Smith, Brandon Mack, Adrian Baker, Joe Schaefer, Kyle Cox, John Haneline, Pete Winovich, Nick Davis, Josh Waldman, Aaron Kent, Asst. Coach Troy Rothenbuhler. Row 7: Shawn Roche, Student Asst., Brandon Curtis, Tim Merchut, Scott Goodwin, Eric Soltis, Gregg Coreno, Gregory Hutcherson, Jason Washington, Corey Partridge, Marques Parks, Anthony Turner, Michael Woods, Matt Campbell, Asst. Coach. Row 8: Trainer Annette Davidson, Head Trainer, Doug Boersma, John Bowers, Asst. Coach, Dennis Springer, Asst. Coach, Billy Crutcher, Operations, Chris Haneline, GA, Mick McCall, Asst. Coach, Vance Joseph, Asst. Coach, Mike Ward, Asst. Coach, Zach Azzanni, Asst. Coach, Tim Beckman, Asst. Head Coach, Greg Studrawa, Asst. Coach, Aaron Hillmann, Head Strength Coach.



BGSU HISTORY • CHAMPIONSHIP TEAMS

BGSU HISTORY



2007 Team (8-5, 6-2 MAC, T-1st in East) – GMAC Bowl

Row 1: (L-R) Pete Winovich, Curtis VanDemark, Brandon Mack, Andrew Stanford, Kyle Cutler, Loren Hargrove, Antonio Smith, Kory Lichtensteiger, Coach Gregg Brandon, Sean O'Drobinak, Corey Partridge, Pat Watson, Kevin Huelsman, Drew Nystrom, Dan Macon, Matt Emans. Row 2: Brenden Skowronski, Mason Lowery, Aaron Kent, Brandon Curtis, Nick Davis, Joe Schaefer, Jeff Fink, Adrian Baker, Marques Parks, Nate Waldron, Erique Dozier, John Haneline, Sinisa Vrvilo, Richard Spellman, Darius Smith, Brock Werling. Row 3: Josh Dodge, Benjy Kennedy (mgr), Chris Wright, Jimmy Scheidler, Cody Basler, PJ Mahone, Michael Ream, Tony Hunter, Chris Bullock, Garth Hartung, Eric Ransom, Orlando Barrow, Tyler Sheehan, Freddie Barnes, Ryan Crow, Jerrell Parks, Joe Schreuder. Row 4: Nick Byer, Darrion Carter, Josh Scheidler, Roger Williams, Jarett Buckosh, Brady Minturn, Matt Norsic, Anthony Turner, Jermiah Kelley, Calvin Wiley, Jahmal Brown, Freddie Walker, Preston Burrell, Andrew Johnson, Darren Branch, Ryan Riebau. Row 5: Dr. Noftz, Dan Massaro, Jerrson Davis, Tarell Lewis, Craig Rutherford, Nick Iovinelli, Jerrett Sanderson, Michael Badowsky, Carlos Tipton, Kevin Alvarado, Angelo Magnone, Zach Akenberger, Scott Lewis, Ben Bojicic, Scott Albert, Mike Burtch, Greg Brabenec. Row 6: Doug Boersma, Giovanni Fillari, Derrick Williams, Calvin Marshall, Mark Woodriddle, Willie Geter, Tyrone Pronty, Aaron Davis, Ray Hutson, Adrian Hodges, Nate Brown, Chris Scheidt, Eugene Fells, Lewis Parks, Nick Rieke, Kevin Zilch. Row 7: Dr. Marlowe, Dr. Barker, Anthony Glaud, Jacob Hardwick, Zach Charles, Alfred Tomlinson, Anthony Mosely, Kenny Lewis, Keston Cheatham, Tyler Donahue, Nick Torresso, Steven Dunlap, Jason Rice, Neal Dahlman, Brandon Jackson, Derek Brighton, Dave Ebersbach. Row 8: Scott Estep, Annette Davidson, Ken Kowalski, Rick Court, Aaron Hillmann, Troy Rothenbuhler, Mike Ward, John Hunter, Deion Melvin, Steve Bird, Doug Phillips, Adam Salon, Matt Campbell, Mick McCall, Brad Wilson, Adam Gonzaga.



2013 Team (10-4, 7-1 MAC, 1st East) – Little Caesars Pizza Bowl

Row 1: (L-R) Darrell Hunter, Andre Givens, Brian Sutton, James Knapke, Jordan Hopgood, Ronnie Moore, Chris Gallon, D.J. Lynch, Matt Schilz, Cam Truss, Isaiah Gourdine, Shaun Joplin, Herve Coby, Matt Johnson, Gabe Martin, Devon McKoy, Travis Greene, Jude Adjei-Barimah, Marcus Levy, Ryland Ward, Gehrig Dieter, Austin Valdez...Row 2: Ryan Burbrink, Nolan Dieter, Omar Pierre-Louis, Teo Redding, Eric Harrell, Will Watson, Josh Pettus, Monti Phillips, Aaron Foster, BooBoo Gates, John Klingerman, DanQuis Woods, Alphonso Mack, Nate Locke, Coy Brown III, Fred Coppet, Paul Senn, Matt Robinson, Ryan Pitts, Paul Swan, Victor Osborne, James Sanford, Jamel Martin...Row 3: Evan Karchner, Justin Ford, Patric Hannon, Chris Pohlman, Bryan Thomas, Scott Davis, Jhalil Nashid-Crowley, Charlie Walker, Aaron Banks, Greg Hohenstein, Joe Davidson, Izaah Lunsford, Taylor Royster, Dominic Flewellyn, Logan Dietz, Mike Minns, Alex Huettel, Zac Bartman, Tim Love, Darion Delaney, Darius Holiday, Terrance Bush...Row 4: Spencer Cairo, Gus Schwieterman, Jonathan Fry, Chief Kekuewa, Geno Zappa, Jacob Bennett, Ryan Hunter, Tim McAuliffe, Ben Steward, Christian Piazza, Clay Rolf, Nick Hager, J.J. Beggan, Clark Clancy, Trevor Roop, Kevin Collins, Alex Bayer, Jared Cohen, Diontre Delk, Heath Jackson, Logan Larson...Row 5: Nick Richey, Mike Pechac, Kenny Goodrich, Sam Smith, Jermal Hosley, Kendall Montgomery, Hunter Folkertsman, Tyler Beck, Jairus Campbell, Nick Fields, Zach Colvin, Ted Ouellet, Jason Shepherd, Jake Nachtrab, Brian Schmiedebusch, Ronnie Goble, Anthony Fariella, Tyler Tate, Bryan Baird, Chad Bari, Chelsea Lowe, Mike Newman, John Hammersmith...Row 6: Larry McDaniel, Brandon Hourigan, Bill Durkin, Mark Carney, John Hunter, Adam Scheier, Brian Daniels, Dennis Slutak, Marcus Edwards, Dave Clawson, Chris Zuccaro, Jahmal Brown, Aaron Mershman, Alex Stadler, Asil Mulbah, Nick Monroe, Mike Elko, Warren Ruggiero, Rob Neviaser



2017 BGSU FOOTBALL
12 MAC CHAMPIONSHIPS | 13 BOWL GAME APPEARANCES

BGSU HISTORY • CHAMPIONSHIP TEAMS

BGSU HISTORY



2014 Team (8-6, 5-4 MAC, 1st East) – Camellia Bowl Champions

Row 1: (L-R) Darrell Hunter, Roger Lewis, Clint Stephens, Andre Givens, Brian Sutton, Gehrig Dieter, Ronnie Moore, Chris Gallon, D.J. Lynch, Travis Greene, Isaiah Gourdine, Herve Coby, Matt Johnson, Gabe Martin, Nolan Dieter, Diontre Delk, Jude Adjei-Barimah, Ryland Ward, Cody Callaway, Austin Valdez Row 2: (L-R) Ryan Burbrink, Clayton Nicholas, Darnard Turner, Teo Redding, Trenton Greene, Will Watson, Monti Phillips, Brandon English, Trevahn Beery, Nijjah Ballew, Alphonso Mack, Nate Locke, Fred Coppet, Paul Senn, Matt Robinson, Taylor Royster, Victor Osborne, James Sanford, Jack Walz III, Marcus Boomer Row 3: (L-R) Ben Hale, Jalen Dingle, Dominique Carter, Chris Pohlman, Bryan Thomas, Jhalil Croley, Charlie Walker, Aaron Banks, Greg Hohenstein, Joseph Davidson, Izaah Lunsford, Malik Brown, Griff Saunders, Logan Dietz, Mike Minns, Alex Huettel, Zac Bartman, Brian Sanders, Darion Delaney, Tyler King Row 4: (L-R) Terrance Bush, Spencer Cairo, Gus Schwieterman, Austin Labus, Geno Zappa, Jacob Bennett, Ryan Hunter, DeAngelo Ware, Tim McAuliffe, Ben Steward, Christian Piazza, Clay Rolf, Andrew Lucke, J.J. Beggan, Clark Clancy, Robbie Rhodes, Trevor Roop, Brandon Ponczak, Corey Stills Row 5: (L-R) John Klingerman, Heath Jackson, Vito Sosic, Jermal Hosley, Hunter Folkertsma, Kendall Montgomery, Peter Norris, Nick Fields, Zach Colvin, Shannon Smith, David Konowalski, Jake Nachtrab, Corey Madlock, Anthony Farinella, Tyler Tate, Bryan Baird Row 6 (L-R) Vincent Marshall, Mike Lynch, Kevin Anderson, Andrew Sowder, Kennt Goodrich, John Hammersmith, Jeff Sobel, Sean Edinger, Brian Daniels, Chris Zuccaro, Chelsea Lowe, Matthias Reiber, Alfred Castillo Row 7 (L-R) Mike Mickens, Sean Lewis, Matt Mattox, Sterlin Gilbert, Dino Babers, Kim McCloud, Tom Freeman, Nick Monroe, Tom Kaufman, Ben Olson, Derek Shay, Roy Wittke



2015 Team (10-4, 7-1 MAC, 1st East) – GoDaddy Bowl

Row 1: (L-R) Sean Lewis, Darrell Hunter, Roger Lewis, Clint Stephens, James Knapke, Gehrig Dieter, Eilar Hardy, Chris Gallon, Travis Greene, Dino Babers, Isaiah Gourdine, Brandon Harris, Herve Coby, Matt Johnson, Aaron Banks, Nolan Dieter, Diontre Delk, Jamari Bozeman, Brian Ward Row 2: (L-R) Mike Lynch, Janarvis Pough, Marcus Milton, Blake Lucky, Quinn Thomas, James Morgan, Austin Valdez, Harrison Roberts, Ryan Burbrink, Darnard Turner, Teo Redding, Trenton Greene, Antonyo Sotolongo, Scott Miller, Robert Jackson Jr., Matt Domer, Bobo Jones, Tavarus Wade, Tom Kaufman. Row 3: (L-R) Andrew Sowder, Charles Lamar, Nijjah Ballew, Alfonso Mack, Nate Locke, Fred Coppet, Matt Robinson, Kyle Bobo, Taylor Royster, James Sanford, Jack Walz III, Ben Hale, Sam Crosa, Brian Jennings II, Matthew Finkler, Patric Hanon, David Runnoe, Mike Mickens. Row 4: (L-R) Kim McCloud, Donovan Wilson, Jake Suder, Quintaz Wright, Greg Hohenstein, Joseph Davidson, Izaah Lunsford, Malik Brown, Nico Lautanen, Logan Dietz, Mike Minns, Alex Huettel, Zac Bartman, Brian Sanders, Tyler King, Terrance Bush, Spencer Cairo, Nick Monroe. Row 5: (L-R) Tom Freeman, Gus Schwieterman, Austin Labus, Jack Kramer, Geno Zappa, Jacob Bennett, Ryan Hunter, DeAngelo Ware, Tim McAuliffe, Ben Steward, Christian Piazza, JC Bartok, Andrew Lucke, JJ Beggan, Clark Clancy, Robbie Rhodes, Trevor Roop, Sean Edinger. Row 6: (L-R) Vincent Marshall, Brandon Ponczak, Derek Lee, Tim Tupa, Vito Sosic, Jermal Hosley, Hunter Folkertsma, Deric Phoutavong, Tyler Horstman, Nick Fields, Zach Colvin, Shannon Smith, David Konowalski, Kyle Junior, Tristian Epley, Anthony Farinella, Tyler Tate, Bryan Baird, Ben Olson. Row 7: (L-R) Roy Wittke, Brad Wittke, Jeff LePak, Chris Zuccaro, Mitch Laabs, Tommy Rapier, Hali Sindlinger, Chelsea Lowe, Emily McLelland, Matthias Reiber, Alfred Castillo, Kenny Goodrich, Jeff Sobol, John Pike



BGSU HISTORY • BOWL TEAMS

BGSU HISTORY



2009 Team (7-6, 6-2 MAC) – Humanitarian Bowl Participant



2012 Team (8-4, 6-2 MAC) – Military Bowl Participant



2017 BGSU FOOTBALL

12 MAC CHAMPIONSHIPS | 13 BOWL GAME APPEARANCES

BGSU HISTORY • PLAYERS IN THE NFL

BGSU HISTORY

Year	Name	Drafted By	Round	Other Teams (Yrs. Played)
1949	Max Minnich	Los Angeles	10th	
1950	Jack Woodland	Cleveland	24th	Erie (Penn.) Bears
	Bob Schnelker	Cleveland	29th	Philadelphia (1953), NY Giants (1954-60), Minnesota (1961), Pittsburgh (1961)
1953	Fred Durig	San Francisco	16th	
1956	Jack Hecker	Cleveland	9th	
1957	Ken Russell	Detroit	6th	(1957-59)
1958	Karl Koepfer	Detroit	8th	(1958)
	John Murnen	Baltimore	19th	
1960	Bob Zimpfer	Denver	1st	
1961	Bernie Casey	San Francisco	1st	(1961-66), Los Angeles (1961-68)
		NY Titans (AFL)	9th	
	Bob Reublin	NY Giants	19th	
	Clarence Mason	Green Bay	16th	
	Ralph White	Baltimore	11th	
		Houston (AFL)	9th	
	Jack Harbaugh	Buffalo (AFL)	25th	
	Bob Bird	Houston (AFL)	11th	
1962	Karl Anderson	Detroit	11th	
	Jerry Croft	Baltimore	5th	
		Buffalo (AFL)	11th	
	Robert Fearnside	Los Angeles	13th	
1963	Gary Sherman	Cleveland	19th	
		Boston (AFL)	21st	
	Bob Reynolds	St. Louis	2nd	(1963-71, 73), New England (1972-73)
	Don Lisbon	San Francisco	3rd	(1963-64)
1964	Tony Lawrence	St. Louis	10th	
		Boston (AFL)	21st	
1965	Jay Cunningham	Boston (AFL)	13th	(1965-67)
1966	Jerry Jones	Atlanta	2nd	(1966), New Orleans (1967-69)
		Denver (AFL)	7th	
	Tony Fire	Cleveland	11th	
	Heath Wingate	Washington	13th	(1967)
		Boston (AFL)	4th	
1967	Bill Earhart	Buffalo (AFL)	17th	
	Mike Weger	Detroit	9th	(1967-75), Houston (1976-77)
	Stew Williams	Green Bay	6th	
	Dick Wagoner	Minnesota	17th	
	Jamie Rivers	St. Louis	5th	(1968-73), NY Jets (1974-75)
1969	Richard Perrin	NY Giants	13th	
1970	Dave Polak	Baltimore	13th	
	Honester Davidson	Cleveland	8th	
	Tom Lloyd	St. Louis	5th	
1971	Phil Villapiano	Oakland	2nd	(1971-79), Buffalo (1980-83)
1973	John Czerwinski	NY Jets	16th	
	Fred Sturt	St. Louis	3rd	Washington (1974), New England (1976-78), New Orleans (1978-81)
1974	Tony Bell	Baltimore	4th	
	Paul Miles	Baltimore	8th	Memphis (WFL)
	Myron Wilson	Detroit	16th	
	Phil Polak	Philadelphia	10th	
	Roger Wallace	St. Louis	12th	NY Giants (1976), Memphis (WFL)
	Greg Meczka	San Diego	15th	
1976	Gene Jones	New Orleans	16th	
1977	Dave Preston	New England	12th	Denver (1978-83)
1978	Mark Miller	Cleveland	3rd	(1978-79)
	Jack Williams	St. Louis	6th	Ottawa (CFL) (1978-86)
1979	Jeff Groth	Miami	8th	(1979), Houston (1979-80), New Orleans (1981-85)
	Dirk Abernathy	Oakland	12th	
1980	Bob Harris	Philadelphia	9th	
1983	Andre Young	Cincinnati	12th	Denver (USFL), Calgary (CFL)
1984	Martin Bayless	St. Louis	4th	(1984), Buffalo (1984-86), San Diego (1987-91), Kansas City (1992-93, 95-96), Washington (1994)
	Mark Emans	Green Bay	12th	
1986	Brian McClure	Buffalo	12th	(1987)
1989	Kyle Kramer	Cleveland	5th	(1989)
1990	Reggie Thornton	Minnesota	5th	Indianapolis (1991), Cincinnati (1993), Birmingham (CFL) (1994)
	Ronald Heard	Pittsburgh	6th	
	Derrick Carr	New Orleans	8th	
1991	Cris Shale	Washington	10th	
1994	Charlie Williams	Dallas	3rd	(1995-00)
2003	Josh Harris	Baltimore Ravens	6th	
2005	Omar Jacobs	Pittsburgh	5th	
2005	Scott Mruczkowski	San Diego	7th	San Diego (2005-11)
2007	Kory Lichtensteiger	Denver	4th	Minnesota Vikings (2008), Washington Redskins (2010-16)
2012	Chris Jones	Houston	6th	New England (2013-15), Miami (2016), San Francisco (2016-PR)

FREE AGENTS

Jude Adjei-Barimah - Tampa Bay 2015-16; Larry Baker - NY Titans (AFL), 1960; Alex Bayer - St. Louis 2014; Gerald Bayless - Cleveland, Atlanta, 1987-88; Tyler Beck - New England, 2014; Ed Bettridge - Cleveland, 1964; Bill Bradshaw - Baltimore, 1953; Carlos Brooks - Arizona, Barcelona (World League), 1995-97; Freddie Barnes, Chicago (NFL), 2009, Dyrval Briggs - San Francisco 49ers, 2008; Ben Bojic - Cincinnati, 2012; Kenneth Burke - Saskatchewan (CFL), Green Bay, 1964-65; Ken Burress - Seattle, Winnipeg (CFL) 1993-96; Khary Campbell - Dallas, 2002, New York Jets, 2003; Jairus Campbell - Baltimore, Kansas City 2014; Chester Chapman - Detroit, Charlotte (AFL), 1934; Dave Cranmer - Calgary (CFL), 1969; Duane Crenshaw - Columbus (Arena League), 1991-92; Shawn Daniels - Dallas, Ottawa (CFL), Calgary (CFL), Montreal (CFL), Saskatchewan (CFL), 1989-99; Ryan Diepenbrock - Buffalo, 2001; Doug Dorley - Cincinnati, 2000; Sean Dykes - San Diego, NY Jets, Saskatchewan (CFL), San Antonio (WFLA), 1988-92; Mike Estep - NY Jets, 1987-88; Rob Fehrman - Pittsburgh Steelers, 2001; Chris Glantz - Detroit, 2002; Joe Green - NY Giants, Houston, 1970-74; Tom Hall - Memphis (WFL), 1974; Brandon Hicks - Indianapolis, 2002; John Hunter - 49ers, 1989; Stan Hunter - NY Giants, NY Jets, 1986-87; John Jacquot - Memphis (WFL), 1974; George Johnson - Philadelphia, Toronto (CFL), 1995; Greg A. Johnson - Detroit, 1988; Kamar Jordan - Minnesota, 2012; Anthony Kijanko - Cleveland Browns, 1972; Dave Kinzie - Toronto (CFL), 1989; Jim Ladd - Chicago Cardinals, 1954-56; Roger Lewis - New York Giants, 2016; D.J. Lynch - New England Patriots, 2015; Cole Magner - Atlanta, 2005; Bob Martin - Jacksonville (WFL) 1974, Gabe Martin - Arizona, 2015-16; Mike McGee - New England, 1989; Greg Meehan - San Diego, Cincinnati, 1986-88; Kendall Montgomery - Miami, 2015; Tom Moriarty - Atlanta, Pittsburgh, Michigan (USFL), 1977-83; Mark Nelson - Kansas City, 1987; Keon Newson, St. Louis, 2005; Kevin O'Brien - Buffalo, Sacramento (CFL), Barcelona (World League), New England, Barcelona (World League), 1993-96; Mike Obrovac - Cincinnati, Green Bay, 1981-85; Joe O'Neill - Detroit, 2009; Kevin O'Neill - Detroit, 1998; Janssen Patton, Pittsburgh -2003; John Park - British Columbia (CFL), 1981-88; PJ Pope - Chicago, 2006; Shawn Potts - Cleveland, Pittsburgh, Chicago, Houston (USFL), Buffalo, 1983-86; Tim Quinn - Chicago (WFL), 1974; Robert Redd - Indianapolis, 2003; Roger Reynolds - NY Giants, 1969; Tim Ross - New England, 1981; Jordan Roussos - Seattle, 2013; Dan Saleet - Cleveland, 1978; Tom Saleet - NY Jets, 1978; Steve Sanders - Cleveland, 2006; Derek Schorejs - Cincinnati, Cleveland, 1999; Tyler Sheehan, Houston (NFL), 2009, Edmund Siminski - Buffalo (AFL), 1940; Charles Sharon - Jacksonville, 2006; Antonio Smith - Cleveland Brown, 2008, Doug Smith - Los Angeles Rams, 1978-92; John Spengler - Detroit, 1981; Shaun Suisham-Dallas, Washington, Pittsburgh, 2005-14; Stu Tolle - Cleveland, 1985; Vince Villanucci - Buffalo, Toronto (CFL), Green Bay, 1986-87; John Villapiano - Houston (WFL), 1973; Erik White - Indianapolis, Toronto (CFL), British Columbia (CFL), 1993-96; Terry Wilson - Houston, 1992; Ryan Wingrove - Atlanta, 2002, New York Jets, 2003; Gehad Youssef - New England, Miami, 1984-86.

Earliest selection: Bernie Casey (1961), 9th player overall (National Football League team unless otherwise noted)



RECORD BOOK • INDIVIDUAL RECORDS

RUSHING

Most Attempts

Game	46	Bryant Jones vs. Kent, 1981
Season	324	Dave Preston, 1974
Career	830	Dave Preston, 1973-76

Net Yards

Game	225	Darryl Story vs. Ball State, 1983
Season	1,594	Travis Greene, 2013
Career	3,852	Travis Greene, 2011-15

Game/QB	158	Freddie Barnes vs. Wisconsin, 2006
Season/QB	830	Josh Harris, 2003
Career/QB	2,473	Josh Harris, 2000-03

Rushing Touchdowns

Game	5	Dave Preston vs. Dayton, 1974
Season	20	Josh Harris, 2002
Career	43	Josh Harris, 2000-03

Average Yards Per Carry

Season	6.7	Fred Durig, 1951
Career	5.7	Fred Durig, 1950-52

PASSING

Attempts

Game	73	James Knapke, vs. Indiana, 2014
Season	575	Tyler Sheehan, 2009
Career	1,494	Tyler Sheehan, 2006-09

Completions

Game	46	James Knapke, vs. Indiana, 2014
Season	383	Matt Johnson, 2015
Career	966	Tyler Sheehan, 2006-09

Yards

Game	505	Tyler Sheehan at Kent State, 2009
Season	4,946	Matt Johnson, 2015
Career	10,280	Brian McClure, 1982-85

Interceptions

Game	6	Ryan Henry vs. Louisiana Tech, 1995
Season	16	Brian McClure, 1983
Career	58	Brian McClure, 1982-85

Touchdowns

Game	6	Ryan Henry vs. Ball State, 1994
		Matt Johnson at Maryland, 2015
Season	46	Matt Johnson, 2015
Career	73	Matt Johnson, 2011-15

Completion Percentage

Game	.928	Ryan Henry vs. Akron, 1994 (13/14)
Season	.673	Matt Johnson, 2015 (383/569)
Career	.654	Matt Johnson, 2011-15 (655-1002)

Average Yards Per Completion

Season	18.0	Bill Bradshaw, 1953
Career	19.0	Bill Bradshaw, 1952-54

SCORING

Points Scored (Non-Kickers)

Game	30	Dave Preston vs. Dayton, 1974
Season	134	Josh Harris, 2002
Career	284	Josh Harris, 2000-03

Points Scored (Kickers)

Game	19	Carl Bachman vs. Findlay, 1921
Season	114	Tyler Tate, 2013
Career	361	Shaun Suisham, 2001-04

Touchdowns

Game	5	Dave Preston vs. Dayton, 1974
		Orville Raberding vs. Findlay, 1921
Season	22	Josh Harris, 2002
Career	47	Josh Harris, 2000-03

Point After Touchdown Attempts

Game	10	Nate Fry vs. Temple, 2005
		Shaun Suisham at Temple, 2004
Season	81	Tyler Tate, 2015
Career	226	Shaun Suisham, 2001-04

Field Goals Made

Game	5	Brian Leaver vs. Kent, 1994
Season	23	Tyler Tate, 2014
Career	56	Tyler Tate, 2011-14
Consec.	14	Brian Leaver, 1993-94

RECEIVING

Receptions

Game	22	Freddie Barnes at Kent State, 2009
Season	155	Freddie Barnes, 2009
Career	297	Freddie Barnes, 2006-09

Yards

Game	278	Freddie Barnes at Kent State, 2009
Season	1,770	Freddie Barnes, 2009
Career	3,450	Charles Sharon, 2002-05

Touchdowns

Game	4	Jeff Groth vs. Grand Valley, 1978
Season	19	Freddie Barnes, 2009
Career	34	Charles Sharon, 2002-05

Average Yards Per Reception

Season	21.7	Bob Schnelker, 1949
Career	20.8	Jack Hecker, 1953-55

PUNTING

Attempts

Game	13	Max Minnich vs. Ohio, 1947
Season	82	Joseph Davidson, 2014
Career	219	Jim Phelps, 1981-83

Yards

Game	593	Cris Shale, vs. CMU, 1990
Season	3,497	Joseph Davidson, 2014
Career	8,955	Jim Phelps, 1981-83

Average Yards Per Punt

Game	60.5	Joseph Davidson, vs. Ball St., 2014
Season	46.8	Cris Shale, 1990
Career	43.1	Cris Shale, 1988-90

TOTAL OFFENSE

Plays

Game	81	James Knapke, vs. Indiana 2014
Season	709	Josh Harris, 2002
Career	1,771	Tyler Sheehan, 2006-09

Yards

Game	527	Josh Harris vs. Northern Illinois, 2003
Season	5,105	Matt Johnson, 2015
Career	10,535	Tyler Sheehan, 2006-09

KICK RETURNS

Punt Returns

Game	10	Bob Harris vs. C. Michigan, 1950
Season	35	Robert Redd, 2001
Career	82	Charles Sharon, 2002-05

Punt Return Yardage

Game	152	Bob Zimpfer
		vs. Quantico Marines, 1967
Season	385	Robert Redd, 2001
Career	958	Bob Zimpfer, 1967-69

Kickoff Returns

Game	8	Reggie Thornton vs. TCU, 1988
Season	44	Roger Williams, 2009
Career	99	Roger Williams, 2006-09

Kickoff Return Yardage

Game	177	Reggie Thornton vs. TCU, 1988
Season	981	BooBoo Gates, 2011
Career	2,139	Roger Williams, 2006-09

INTERCEPTIONS

Pass Interceptions

Game	3	Janssen Patton vs. Kent St., 2000
		vs. Western Michigan, 2003
		vs. Northern Illinois, 2003
		Carlos Brooks vs. Kent State, 1992
		Martin Bayless vs. Ball State, 1983
		Jac Tomasello vs. Kent, 1981
		Shawn Simms vs. Toledo, 1981
		Arch Tunnell vs. Cal Poly SLO, 1960
		Jack Harbaugh vs. Delaware, 1959
Season	12	Max Minnich, 1948
Career	27	Martin Bayless, 1980-83

Interception Yards

Game	127	Julius Livas vs. Miami, 1971
Season	220	P.J. Mahone, 2007
Career	273	Martin Bayless, 1980-83

NOTE

Bold/Italic -- Active players in 2017



RECORD BOOK • INDIVIDUAL GAME RECORDS

RECORD BOOK

SINGLE GAME

Rushing Attempts

46.....	Bryant Jones vs. Kent State, 1981
43.....	Keylan Cates vs. Ohio, 1995
41.....	Dave Preston vs. San Diego State, 1974
38.....	Andre Givens vs. Kent State, 2014
38.....	Dave Preston vs. Toledo, 1974
37.....	Paul Miles vs. Toledo, 1983
37.....	Darryl Story vs. Ball State, 1983
37.....	Bryant Jones vs. Cent. Michigan, 1982
37.....	Dave Preston vs. So. Mississippi, 1974

Net Yards Rushing

225.....	Darryl Story vs. Ball State, 1983
220.....	Steve Holmes vs. Kent State, 1998
217.....	Paul Miles vs. Marshall, 1972
212.....	Bryant Jones vs. Kent State, 1981
206.....	Fred Durig vs. Bradley, 1951
205.....	Chip Otten vs. Eastern Michigan, 1982
203.....	Willie Geter vs. Kent State, 2007

Rushing Touchdowns

5.....	Dave Preston vs. Dayton, 1974
4.....	Bernard White vs. Eastern Michigan, 1985
4.....	Bernard White vs. Richmond, 1984
4.....	Paul Miles vs. Marshall, 1972
4.....	Julius Livas vs. Kent State, 1970
4.....	Fred Matthews vs. Marshall, 1968
4.....	Chuck Radich vs. Temple, 1966

Passing Attempts

73.....	James Knapke vs. Indiana, 2014
63.....	Tyler Sheehan at Kent State, 2009
62.....	Tyler Sheehan at Marshall, 2009
60.....	Omar Jacobs vs. Toledo, 2004
59.....	Matt Johnson at Purdue, 2015
59.....	Brian McClure vs. Toledo, 1983
56.....	Rich Dackin vs. Eastern Michigan, 1987
55.....	Matt Johnson at Maryland, 2015
55.....	Matt Schilz vs. Wyoming, 2011
55.....	Tyler Sheehan vs. Central Michigan, 2009

Pass Completions

46.....	James Knapke vs. Indiana, 2014
44.....	Tyler Sheehan at Kent State, 2009
43.....	Matt Johnson at Purdue, 2015
43.....	Tyler Sheehan at Marshall, 2009
38.....	Josh Harris vs. Northwestern, 2003
37.....	Tyler Sheehan vs. Idaho, 2009
37.....	Brian McClure vs. Eastern Michigan, 1983
36.....	Matt Johnson at Maryland, 2015
36.....	Omar Jacobs vs. Toledo, 2004
35.....	Brian McClure vs. Toledo, 1983
35.....	Tyler Sheehan vs. Central Michigan, 2009

Yards Passing (Min. 400 yards)

505.....	Tyler Sheehan at Kent State, 2009
491.....	Matt Johnson at Maryland, 2015
479.....	Brian McClure vs. Ohio, 1985
458.....	Omar Jacobs vs. Wisconsin, 2005
450.....	Matt Johnson vs. UMass, 2015
443.....	Matt Johnson vs. Memphis, 2015
443.....	James Knapke at UMass, 2014
438.....	Josh Harris vs. Northern Illinois, 2003
437.....	Matt Schilz vs. Wyoming, 2011
430.....	Matt Johnson, at Kent State, 2015
427.....	Brian McClure vs. Eastern Michigan, 1983
424.....	Matt Johnson at Tennessee, 2015
415.....	Omar Jacobs vs. Toledo, 2004
407.....	Brian McClure vs. Central Michigan, 1983
402.....	Matt Johnson at Purdue, 2015
402.....	Josh Harris vs. Northwestern, 2001

Touchdown Passes

6.....	Matt Johnson at Maryland, 2015
6.....	Ryan Henry vs. Ball State, 1994
5.....	James Morgan at Toledo, 2016
5.....	Matt Johnson at Kent State, 2015
5.....	Matt Johnson vs. Akron, 2015
5.....	Matt Johnson vs. UMass, 2015
5.....	Matt Johnson vs. NIU, 2013
5.....	Matt Schilz vs. Morgan State, 2011
5.....	Omar Jacobs vs. Wisconsin, 2005
5.....	Omar Jacobs vs. Memphis, 2004
5.....	Omar Jacobs vs. Marshall, 2004

Passing Percentage (Min. 10 att.)

.929.....	Ryan Henry vs. Akron, 1994 (13-14)
.917.....	Jim Bryan vs. Baldwin-Wallace, 1955 (11-12)
.900.....	James Morgan at Ohio State, 2016 (9-10)
.900.....	Brian McClure vs. C. Michigan, 1982 (9-10)
.900.....	Bill Lyons vs. Baldwin-Wallace, 1952 (9-10)
.846.....	Steve Swan vs. Long Beach State, 1982 (11-13)
.846.....	Matt Johnson vs. UMass, 2015 (33-39)

Receptions

22.....	Freddie Barnes at Kent State, 2009
17.....	Freddie Barnes vs. Idaho, 2009
17.....	Freddie Barnes vs. Marshall, 2009
16.....	Roger Lewis vs. Indiana, 2014
15.....	Roger Lewis at Maryland, 2015
15.....	Freddie Barnes vs. Troy, 2009
14.....	Freddie Barnes vs. Central Michigan, 2009
14.....	Kamar Jordan at Tulsa, 2010
14.....	Corey Partridge vs. Toledo, 2007
14.....	Robert Redd vs. Northern Illinois, 2002

Reception Yards (Min. 200 yards)

278.....	Freddie Barnes at Kent State, 2009
261.....	Roger Lewis vs. Memphis, 2015
219.....	Freddie Barnes vs. Idaho, 2009
215.....	Robert Redd vs. Marshall, 2001
213.....	Chris Gallon vs. Kent State, 2012
209.....	Robert Redd vs. Missouri, 2002
203.....	Kamar Jordan vs. Kent State, 2011
201.....	Roger Lewis at Buffalo, 2015
200.....	Roger Lewis at Maryland, 2015

Touchdown Receptions

4.....	Jeff Groth vs. Grand Valley, 1978
4.....	Eugene Cooper vs. Morgan State, 2011
3.....	(Most recently by Scott Miller at Toledo, 2016)

Touchdowns Scored

5.....	Dave Preston vs. Dayton, 1974
4.....	Bernard White vs. Eastern Michigan, 1985
4.....	Bernard White vs. Richmond, 1984
4.....	Jeff Groth vs. Grand Valley, 1978
4.....	Eugene Cooper vs. Morgan State, 2011
4.....	Paul Miles vs. Marshall, 1972
4.....	Julius Livas vs. Kent State, 1970
4.....	Fred Matthews vs. Marshall, 1968
4.....	Chuck Radich vs. Temple, 1966

TDs Rushing, Throwing and Receiving

6.....	Matt Johnson at Maryland, 2015
6.....	(6 passing)
6.....	Matt Johnson at Kent State, 2015
6.....	(5 passing, 1 rushing)
6.....	Josh Harris vs. Northwestern, 2001
6.....	(4 passing, 1 rushing, 1 receiving)
6.....	Ryan Henry vs. Ball State, 1994
6.....	(6 passing)

Points Scored

30.....	Dave Preston vs. Dayton, 1974
24.....	Bernard White vs. Eastern Michigan, 1985
24.....	Bernard White vs. Richmond, 1984
24.....	Jeff Groth vs. Grand Valley, 1978
24.....	Paul Miles vs. Marshall, 1972
24.....	Julius Livas vs. Kent State, 1970
24.....	Fred Matthews vs. Marshall, 1968
24.....	Chuck Radich vs. Temple, 1966

Points Scored By Kicking

19.....	Carl Bachman vs. Findlay, 1921
16.....	Tyler Tate vs. Eastern Michigan, 2013
16.....	Brian Leaver vs. Kent State, 1994
15.....	Tyler Tate vs. Indiana, 2014
15.....	Jason Zeller vs. Kent State, 1989
14.....	Tyler Tate vs. UMass, 2015
14.....	Sinisa Vrvilo vs. Akron, 2007
13.....	Derek Schorejs vs. Temple, 1995
13.....	Don Taylor vs. Toledo, 1974

Extra Point Attempts

22.....	Carl Bachman vs. Findlay, 1921
10.....	Nate Fry vs. Temple, 2005
10.....	Shaun Suisham at Temple, 2004
9.....	Al Silva vs. Ball State, 1968
9.....	Shaun Suisham vs. Eastern Kentucky, 2003
9.....	Shaun Suisham vs. Liberty, 2003

Extra Points Made

19.....	Carl Bachman vs. Findlay, 1921
10.....	Nate Fry vs. Temple, 2005
10.....	Shaun Suisham at Temple, 2004
9.....	Shaun Suisham vs. Eastern Kentucky, 2003

Field Goals Made

5.....	Brian Leaver vs. Kent State, 1994
4.....	Tyler Tate vs. Indiana, 2014
4.....	Don Taylor vs. Toledo, 1974
3.....	(Most recently by Tyler Tate vs. Kent State, 2014)

Punt Attempts

13.....	Max Minnich vs. Ohio, 1947
12.....	Cris Shale vs. Central Michigan, 1990
11.....	Joseph Davidson at Wisconsin, 2014
11.....	Jim Phelps vs. Long Beach St., 1982
11.....	Jim Phelps vs. Miami, 1981
11.....	Tom Lawrence vs. Ohio, 1969
11.....	Tom Lawrence vs. Utah State, 1969
11.....	Tom Lawrence vs. Toledo, 1968

Punting Yards

593.....	Cris Shale vs. Central Michigan, 1990
522.....	Andy Pollock vs. Ohio, 1996
496.....	Joseph Davidson at Wisconsin, 2014
481.....	Cris Shale vs. Ball State, 1990
472.....	Cris Shale vs. Virginia Tech, 1990
460.....	Andy Pollock vs. Ohio State, 1997

Punting Average

60.5.....	Joseph Davidson vs. Ball State, 2014
59.7.....	Joseph Davidson at Ohio, 2016
58.7.....	Brian Schmiedebusch vs. Wyoming, 2011
57.5.....	Greg Kampe vs. S. Mississippi, 1975
55.8.....	Brian Schmiedebusch vs. Idaho, 2011
54.6.....	Brian Schmiedebusch vs. Pittsburgh, 2013
53.4.....	Cris Shale vs. Ball State, 1990
53.3.....	Bill Bradshaw vs. Ohio, 1953
53.0.....	Jim Phelps vs. Toledo, 1982
52.2.....	Andy Pollock vs. Ohio, 1996



RECORD BOOK • INDIVIDUAL SEASON RECORDS

Plays

81.....	James Knapke vs. Indiana, 2014
72.....	Omar Jacobs vs. Toledo, 2004
71.....	Tyler Sheehan vs. Marshall, 2009
71.....	Tyler Sheehan vs. Kent State, 2009
71.....	Josh Harris vs. Northwestern, 2003
70.....	Matt Johnson at Purdue, 2015
69.....	Brian McClure vs. Toledo, 1983
67.....	Josh Harris vs. Miami, 2003
64.....	Matt Johnson at Maryland, 2015
63.....	Tyler Sheehan vs. Michigan State, 2007

Yards Gained

527.....	Josh Harris vs. Northern Illinois, 2003
498.....	Josh Harris vs. Northwestern, 2001
492.....	Tyler Sheehan at Kent State, 2009
486.....	Matt Johnson at Maryland, 2015
475.....	Matt Johnson at Kent State, 2015
471.....	Brian McClure vs. Ohio, 1985
462.....	Omar Jacobs vs. Central Michigan, 2004
460.....	Matt Johnson at Purdue, 2015
454.....	Josh Harris vs. Northwestern, 2003
448.....	Omar Jacobs vs. Toledo, 2004

Punt Returns

10.....	Bob Harris vs. Central Michigan, 1950
7.....	Chip Otten vs. Western Michigan, 1982
7.....	Bill Pittman vs. Kent State, 1972
7.....	Bob Zimpfer vs. Ohio, 1969
6.....	Bill Pittman vs. Marshall, 1970
6.....	Bob Zimpfer vs. Utah State, 1969

Punt Return Yards

152.....	Bob Zimpfer vs. Quan. Mar., 1967
125.....	Joe Souliere vs. Marshall, 1965
118.....	Bob Harris vs. Central Michigan, 1950
111.....	Courtney Davis vs. Kent State, 1996
103.....	Joe Souliere vs. Western Michigan, 1965

Pass Interceptions

3.....	Janssen Patton vs. Kent State, 2000
3.....	Janssen Patton vs. Western Michigan, 2003
3.....	Janssen Patton vs. Northern Illinois, 2003
3.....	Carlos Brooks vs. Kent State, 1992
3.....	Martin Bayless vs. Ball State, 1983
3.....	Shawn Simms vs. Toledo, 1981
3.....	Jac Tomasello vs. Kent State, 1981
3.....	Arch Tunnell vs. Cal Poly SLO, 1960
3.....	Jack Harbaugh vs. Delaware, 1959

Pass Interception Yards

127.....	Julius Livas vs. Miami, 1971
90.....	Rodney Lash vs. Toledo, 1948
85.....	Dernard Turner vs. Ohio, 2015
83.....	Melvin Marshall vs. Ball State, 1985
82.....	BooBoo Gates vs. Ohio, 2013
80.....	Melvin Marshall vs. BYU, 1983
79.....	P.J. Mahone vs. WKU, 2007
66.....	Pete Schmidt vs. Findlay, 1948

Kickoff Returns

8.....	BooBoo Gates vs. Northern Illinois, 2011
8.....	Joe Alls vs. Toledo, 2000
8.....	Reggie Thornton vs. TCU, 1988
7.....	BooBoo Gates vs. West Virginia, 2011
7.....	Reggie Thornton vs. Penn State, 1987
7.....	Roger Williams vs. Miami and BC, 2007
6.....	Scott Miller at Ohio State, 2016
6.....	Leon Weathersby vs. Ohio State, 1997
6.....	Shawn Potts vs. Ohio, 1979
6.....	Bill Pittman vs. Ohio, 1970
6.....	Eric McGhee vs. Wisconsin, 1992

Kickoff Return Yards

223.....	BooBoo Gates vs. West Virginia, 2011
186.....	BooBoo Gates vs. Northern Illinois, 2011
181.....	Joe Alls vs. Toledo, 2001
177.....	Reggie Thornton vs. TCU, 1988
172.....	Roger Williams vs. Miami, 2007
168.....	Roger Williams vs. BC, 2007
158.....	Steve Kuehl vs. Toledo, 1976
154.....	Joe Souliere vs. Temple, 1966
152.....	BooBoo Gates vs. Toledo, 2011
144.....	Leon Weathersby vs. Ohio State, 1997
138.....	Leon Weathersby vs. Western Michigan, 1997
135.....	Roger Williams vs. Tulsa, 2007
125.....	Eric McGhee vs. Wisconsin, 1992

SEASON LEADERS

Rushing Attempts

324.....	Dave Preston, 1974
289.....	Travis Greene, 2015
279.....	Travis Greene, 2013
274.....	Paul Miles, 1971
271.....	LeRoy Smith, 1991
253.....	Bryant Jones, 1981
250.....	Paul Miles, 1973

Net Yards Rushing (Min. 1,000 yards)

1,594.....	Travis Greene, 2013
1,444.....	Fred Durig, 1951
1,414.....	Dave Preston, 1974
1,299.....	Travis Greene, 2015
1,185.....	Paul Miles, 1971
1,114.....	Dan Saleet, 1975
1,098.....	P.J. Pope, 2004
1,051.....	Bryant Jones, 1981
1,036.....	Bernard White, 1984
1,030.....	Fred Coppet, 2016
1,030.....	Paul Miles, 1973
1,024.....	Paul Miles, 1972
1,005.....	P.J. Pope, 2003

Rushing Touchdowns

20.....	Josh Harris, 2002
19.....	Dave Preston, 1974
18.....	Bernard White, 1985
15.....	Travis Greene, 2015
15.....	P.J. Pope, 2004
15.....	Bernard White, 1984

Average Yards Per Carry

6.7.....	Fred Durig, 1951
6.7.....	Willie Geter, 2008
6.6.....	Joe Alls, 2002
6.4.....	Josh Cleveland, 2016
6.4.....	B.J. Lane, 2003
6.2.....	P.J. Pope, 2004
6.1.....	Don Lisbon, 1960
6.1.....	Willie Geter, 2007
5.9.....	Anthon Samuel, 2011
5.8.....	Travis Greene, 2015
5.8.....	Carlos Jackson, 1955

Passing Attempts

575.....	Tyler Sheehan, 2009
569.....	Matt Johnson, 2015
494.....	Josh Harris, 2003
483.....	James Knapke, 2014
476.....	Tyler Sheehan, 2007
466.....	Brian McClure, 1983
462.....	Omar Jacobs, 2004
414.....	Brian McClure, 1984
413.....	Matt Schilz, 2012
412.....	Matt Schilz, 2011
400.....	Tyler Sheehan, 2008

Pass Completions

383.....	Matt Johnson, 2015
373.....	Tyler Sheehan, 2009
325.....	Josh Harris, 2003
309.....	Omar Jacobs, 2004
303.....	Tyler Sheehan, 2007
298.....	Brian McClure, 1983
280.....	James Knapke, 2014
267.....	Tyler Sheehan, 2008
263.....	Brian McClure, 1984
245.....	Matt Schilz, 2011

Yards Passing

4,946.....	Matt Johnson, 2015
4,051.....	Tyler Sheehan, 2009
4,002.....	Omar Jacobs, 2004
3,813.....	Josh Harris, 2003
3,467.....	Matt Johnson, 2013
3,264.....	Tyler Sheehan, 2007
3,264.....	Brian McClure, 1983
3,173.....	James Knapke, 2014
3,024.....	Matt Schilz, 2011
2,951.....	Brian McClure, 1984

Touchdown Passes

46.....	Matt Johnson, 2015
41.....	Omar Jacobs, 2004
28.....	Matt Schilz, 2011
27.....	Tyler Sheehan, 2009
27.....	Josh Harris, 2003
26.....	Omar Jacobs, 2005
25.....	Matt Johnson, 2013
25.....	Ryan Henry, 1994
23.....	Tyler Sheehan, 2007
21.....	Brian McClure, 1984

Pass Completion Percentage

.673.....	Matt Johnson, 2015
.669.....	Omar Jacobs, 2004
.668.....	Tyler Sheehan, 2008
.658.....	Josh Harris, 2003
.649.....	Tyler Sheehan, 2009
.642.....	Matt Johnson, 2013
.642.....	Brian McClure, 1982
.637.....	Tyler Sheehan, 2007
.635.....	Brian McClure, 1984
.620.....	Jim Potts, 1960

Passing Efficiency Rating

212.42.....	Max Minnich, 1948
192.94.....	Jim Bryan, 1955
167.20.....	Omar Jacobs, 2004
164.19.....	Matt Johnson, 2015
161.71.....	Matt Johnson, 2013
161.56.....	Jim Potts, 1960
150.92.....	Omar Jacobs, 2005

Average Yards Per Completion

15.5.....	Reid Lamport, 1973
15.4.....	Ennis Walker, 1947
14.7.....	Mark Miller, 1976
14.6.....	Matt Johnson, 2013
14.1.....	Andy Sahn, 1999
14.0.....	Ryan Henry, 1993
14.0.....	Bob Niemet, 1998
13.8.....	Mike Wright, 1978
13.6.....	Ryan Henry, 1994
13.6.....	Bob Niemet, 1996

Receptions

155.....	Freddie Barnes, 2009
99.....	Cole Magner, 2003
96.....	Kamar Jorden, 2010
94.....	Gehrig Dieter, 2015
85.....	Roger Lewis, 2015



RECORD BOOK • INDIVIDUAL SEASON RECORDS

RECORD BOOK

83.....	Robert Redd, 2002
82.....	Freddie Barnes, 2007
78.....	Kamar Jorden, 2011
77.....	Cole Magner, 2004
74.....	Scott Miller, 2016
74.....	Charles Sharon, 2005

Receiving Yards (Min. 1,000 yards)

1,770.....	Freddie Barnes, 2009
1,544.....	Roger Lewis, 2015
1,138.....	Cole Magner, 2003
1,109.....	Kamar Jorden, 2010
1,107.....	Stan Hunter, 1983
1,093.....	Roger Lewis, 2014
1,089.....	Kamar Jorden, 2011
1,070.....	Charles Sharon, 2004
1,033.....	Gehrig Dieter, 2015

Touchdown Receptions

19.....	Freddie Barnes, 2009
16.....	Roger Lewis, 2015
15.....	Charles Sharon, 2004
14.....	Steve Sanders, 2005
12.....	Kamar Jorden, 2011
11.....	Jim Ladd, 1952
10.....	Scott Miller, 2016
10.....	Cole Magner, 2003
10.....	Charles Sharon, 2003
10.....	Ronnie Redd, 1994

Average Yards Per Reception

21.7.....	Robert Schnelker, 1949
21.2.....	Ronald Heard, 1987
19.8.....	Ronnie Redd, 1993
19.5.....	Ronnie Moore, 2013
19.3.....	Kurt Gerling, 1998
18.6.....	Robert Redd, 1998
18.2.....	Roger Lewis, 2015
18.2.....	Jermiah Kelley, 2007
18.1.....	Jeff Groth, 1976
18.0.....	Ronald Heard, 1989

All-Purpose Yards

1,965.....	Freddie Barnes, 2009
1,749.....	Travis Greene, 2013
1,603.....	P.J. Pope, 2004
1,592.....	Cole Magner, 2003
1,544.....	Roger Lewis, 2015
1,533.....	Travis Greene, 2015
1,522.....	Ronnie Redd, 1994
1,495.....	Charles Sharon, 2005
1,467.....	Dave Preston, 1974
1,444.....	Fred Durig, 1951

Touchdowns Scored

22.....	Josh Harris, 2002
21.....	Freddie Barnes, 2009
21.....	P.J. Pope, 2004
19.....	Bernard White, 1985
19.....	Dave Preston, 1974
17.....	Travis Greene, 2015
16.....	Roger Lewis, 2015
15.....	Steve Sanders, 2005
15.....	Bernard White, 1984
14.....	Dave Preston, 1975

Points Scored (Min. 100 points)

134.....	Josh Harris, 2002
126.....	Freddie Barnes, 2009
126.....	P.J. Pope, 2004
114.....	Tyler Tate, 2014
114.....	Bernard White, 1985
114.....	Dave Preston, 1974
113.....	Tyler Tate, 2013
111.....	Shaun Suisham, 2004

105.....	Brian Leaver, 1994
102.....	Travis Greene, 2015

Extra Point Attempts

81.....	Tyler Tate, 2015
69.....	Shaun Suisham, 2004
61.....	Tyler Tate, 2013
60.....	Shaun Suisham, 2003
59.....	Shaun Suisham, 2002
48.....	Tyler Tate, 2014
47.....	Sinisa Vrvilo, 2007
45.....	Shaun Suisham, 2001
43.....	Brian Leaver, 1994
43.....	Sinisa Vrvilo, 2008

Extra Points Made

75.....	Tyler Tate, 2015
69.....	Shaun Suisham, 2004
59.....	Tyler Tate, 2013
57.....	Shaun Suisham, 2002
56.....	Shaun Suisham, 2003
47.....	Sinisa Vrvilo, 2007
45.....	Tyler Tate, 2014
44.....	Shaun Suisham, 2001
42.....	Brian Leaver, 1994
41.....	Sinisa Vrvilo, 2008

Field Goals Made

23.....	Tyler Tate, 2014
21.....	Brian Leaver, 1994
18.....	Tyler Tate, 2013
16.....	Shaun Suisham, 2003
16.....	Jason Zeller, 1989
16.....	Gehad Youssef, 1983
15.....	Sinisa Vrvilo, 2007
14.....	Shaun Suisham, 2004

Punt Attempts

82.....	Joseph Davidson, 2014
80.....	Jim Phelps, 1981
80.....	Tom Lawrence, 1969
75.....	Andy Pollock, 1996
75.....	Greg A. Johnson, 1986
72.....	Brian Schmiedebusch, 2012
67.....	Jim Phelps, 1983

Punting Yards

3,497.....	Joseph Davidson, 2014
3,321.....	Jim Phelps, 1981
3,131.....	Andy Pollock, 1996
3,098.....	Greg A. Johnson, 1986
3,087.....	Cris Shale, 1990
2,941.....	Brian Schmiedebusch, 2012
2,923.....	Tom Lawrence, 1969

Punting Average

46.8.....	Cris Shale, 1990
46.0.....	Joseph Davidson, 2015
45.8.....	Joseph Davidson, 2016
45.3.....	Brian Schmiedebusch, 2011
44.9.....	Andy Pollock, 1998
44.0.....	Bill Bradshaw, 1953
43.9.....	Bill Bradshaw, 1954
42.6.....	Joseph Davidson, 2014
42.1.....	Norm Limpert, 1964

Total Plays

709.....	Josh Harris, 2003
682.....	Matt Johnson, 2015
649.....	Tyler Sheehan, 2009
571.....	Tyler Sheehan, 2007
557.....	Omar Jacobs, 2004
539.....	Josh Harris, 2002
538.....	Brian McClure, 1983
506.....	Tyler Sheehan, 2008

486.....	Matt Johnson, 2013
466.....	Brian McClure, 1984

Yards Gained

5,105.....	Matt Johnson, 2015
4,643.....	Josh Harris, 2003
4,302.....	Omar Jacobs, 2004
4,043.....	Tyler Sheehan, 2009
3,705.....	Matt Johnson, 2013
3,461.....	Tyler Sheehan, 2007
3,162.....	Josh Harris, 2002
3,009.....	Brian McClure, 1983
2,964.....	Matt Schilz, 2011
2,869.....	Tyler Sheehan, 2008
2,852.....	Brian McClure, 1984

Punt Returns

35.....	Robert Redd, 2001
31.....	Robert Redd, 2002
31.....	Terry Loville, 1997
26.....	Ronnie Redd, 1994
26.....	Chip Otten, 1982
26.....	Bill Pittman, 1971

Punt Return Yards

385.....	Robert Redd, 2001
379.....	Bob Zimpfer, 1967
332.....	Bob Zimpfer, 1968
271.....	Charles Sharon, 2005
247.....	Bob Zimpfer, 1969
227.....	Joe Souliere, 1965

Punt Return Average (Min. 7 returns)

16.5.....	Bob Zimpfer, 1967
14.4.....	Bill Bradshaw, 1954
13.2.....	Courtney Davis, 1996
12.4.....	Allen Smith, 1990
11.5.....	Eugene Cooper, 2010
11.0.....	Robert Redd, 2001
10.8.....	Charles Sharon, 2005
10.4.....	Ray Redd, 1987
10.1.....	Ronnie Redd, 1993

Pass Interceptions

12.....	Max Minnich, 1948
10.....	Martin Bayless, 1983
7.....	Janssen Patton, 2003
7.....	Joe Bair, 1992
7.....	Tony McCorvey, 1988
7.....	Martin Bayless, 1981
7.....	P.J. Mahone, 2007

Pass Interception Yards

220.....	P.J. Mahone, 2007
207.....	Max Minnich, 1948
198.....	Julius Livas, 1971
116.....	BooBoo Gates, 2013
114.....	Melvin Marshall, 1983
114.....	Robert Lorenzi, 2010
107.....	Keon Newson, 2004
100.....	Joe Souliere, 1964

Kickoff Returns

44.....	Roger Williams, 2009
39.....	Roger Williams, 2007
38.....	BooBoo Gates, 2011
30.....	Leon Weathersby, 1997
30.....	Darryl Story, 1986
28.....	Reggie Thornton, 1988
26.....	Dave Cassel, 1978

Kickoff Return Yards

981.....	BooBoo Gates, 2011
954.....	Roger Williams, 2007
925.....	Roger Williams, 2009



RECORD BOOK • INDIVIDUAL CAREER RECORDS

729	Tyrone Pronty, 2010
669	Leon Weathersby, 1997
661	Darryl Story, 1986
576	Reggie Thornton, 1988
561	Kenny Lewis, 2008
532	Bill Pittman, 1970
425	Reggie Thornton, 1987

Kickoff Return Average (Min. 7 returns)

30.6	BooBoo Gates, 2013
26.9	Joe Alls, 2001
26.8	Zeb Jackson, 1993
25.9	Kelly Lycan, 1981
25.8	BooBoo Gates, 2011
24.8	Steve Kuehl, 1976
24.5	Joe Souliere, 1966
24.5	Roger Williams, 2007
24.4	Kenny Lewis, 2008
24.3	Vic DeOrio, 1956

Tackles (compiled since 1970)

163	Richard Duetemeyer, 1971
160	Mike Callesen, 1977
160	John Villapiano, 1972
160	John Villapiano, 1971
157	Troy Dawson, 1984

Sacks

19.0	Kevin O'Brien, 1992
12.5	Chris Jones, 2012
9.5	Diyral Briggs, 2008
9.0	Devon Parks, 2006
9.0	Mitch Crossley, 2003
8.5	Chris Jones, 2011
8.0	Paul Harris, 1991
8.0	Joe Foley, 1986
8.0	Bryan Thomas, 2014
7.5	Brandon Hicks, 2000
7.0	Diyral Briggs, 2006
7.0	Mitch Crossley, 2002
7.0	Brandon Hicks, 2001
7.0	Kevin O'Neil, 1996
7.0	Willie Gibson, 1993

CAREER LEADERS

Rushing Attempts

830	Dave Preston, 1973-76
767	Paul Miles, 1971-73
683	Travis Greene, 2011-15
668	LeRoy Smith, 1989-92
596	Josh Harris, 2000-03
595	P.J. Pope, 2002-05
571	Bryant Jones, 1980-82
536	Fred Coppet, 2013-16
505	Zeb Jackson, 1990-93

Net Yards Rushing

3,852	Travis Greene, 2011-15
3,423	Dave Preston, 1973-76
3,239	Paul Miles, 1971-73
3,116	P.J. Pope, 2002-05
2,833	Fred Coppet, 2013-16
2,564	Fred Durig, 1950-52
2,473	Josh Harris, 2000-03

Rushing Touchdowns

43	Josh Harris, 2000-03
39	Dave Preston, 1973-76
38	Travis Greene, 2011-15
33	Bernard White, 1984-85
33	P.J. Pope, 2002-05
25	Paul Miles, 1971-73

Average Yards Per Rushing Attempt

5.7	Fred Durig, 1950-52
5.6	Travis Greene, 2011-15
5.5	Don Lisbon, 1960-62
5.3	Fred Coppet, 2013-16
5.3	Anthony Samuel, 2011-12
5.2	P.J. Pope, 2002-05
5.2	B.J. Lane, 2002-05
5.2	Bob Ramlow, 1956-58
5.1	Jack Woodland, 1947-49

Passing Attempts

1,494	Tyler Sheehan, 2006-09
1,427	Brian McClure, 1982-85
1,225	Matt Schilz, 2010-13
1,073	Rich Dackin, 1986-89
1,028	Josh Harris, 2000-03
1,002	Matt Johnson, 2011-15
950	Erik White, 1989-92
851	Mark Miller, 1974-77

Pass Completions

966	Tyler Sheehan, 2006-09
900	Brian McClure, 1982-85
715	Matt Schilz, 2010-13
655	Matt Johnson, 2011-15
627	Josh Harris, 2000-03
591	Rich Dackin, 1986-89
523	Omar Jacobs, 2003-05
515	Erik White, 1989-92
455	Mark Miller, 1974-77

Yards Passing

10,280	Brian McClure, 1982-85
10,117	Tyler Sheehan, 2006-09
8,845	Matt Johnson, 2011-15
8,012	Matt Schilz, 2010-13
7,503	Josh Harris, 2000-03
6,938	Omar Jacobs, 2003-05
6,862	Rich Dackin, 1986-89
6,072	Erik White, 1989-92

Passes Had Intercepted

58	Brian McClure, 1982-85
44	Rich Dackin, 1986-89
41	Erik White, 1989-92
39	Matt Schilz, 2010-13
38	Mark Miller, 1974-77
34	Ryan Henry, 1992-95

Touchdown Passes

73	Matt Johnson, 2011-15
71	Omar Jacobs, 2003-05
70	Tyler Sheehan, 2006-09
63	Brian McClure, 1982-85
55	Josh Harris, 2000-03
51	Matt Schilz, 2010-13
46	Ryan Henry, 1992-95
39	Erik White, 1989-92

Pass Completion Percentage

.654	Matt Johnson, 2011-15
.647	Tyler Sheehan, 2006-09
.645	Omar Jacobs, 2003-05
.631	Brian McClure, 1982-85
.610	Josh Harris, 2000-03
.584	Matt Schilz, 2010-13
.565	James Knapke, 2013-16
.556	Jim Potts, 1959-61
.551	Rich Dackin, 1986-89

Yards Per Completion

19.0	Bill Bradshaw, 1952-54
15.6	James Bryan, 1953-55
15.1	Jim Potts, 1959-61

14.9	Reid Lamport, 1971-73
14.8	Rex Simonds, 1949-51
14.7	Don Nehlen, 1955-57

Receptions

297	Freddie Barnes, 2006-09
232	Charles Sharon, 2002-05
215	Cole Magner, 2001-04
211	Robert Redd, 1998-02
198	Ronnie Moore, 2013-16
189	Ryan Burbrink, 2011-15
182	Corey Partridge, 2005-08
182	Mark Szlachcic, 1989-92
176	Stan Hunter, 1982-85
174	Kamar Jordan, 2010-11
158	Roger Lewis, 2014-15
158	Reggie Thornton, 1986-89
156	Steve Sanders, 2002-05

Receiving Yards

3,450	Charles Sharon, 2002-05
3,290	Freddie Barnes, 2006-09
2,726	Robert Redd, 1998-02
2,701	Ronnie Moore, 2013-16
2,679	Stan Hunter, 1982-85
2,673	Roger Lewis, 2014-15
2,507	Mark Szlachcic, 1989-93
2,491	Ronald Heard, 1986-89
2,385	Cole Magner, 2001-04
2,324	Steve Sanders, 2002-05
2,268	Jeff Groth, 1975-78
2,231	Reggie Thornton, 1986-89
2,213	Ryan Burbrink, 2011-15

Touchdown Receptions

34	Charles Sharon, 2002-05
30	Freddie Barnes, 2006-09
27	Ronnie Redd, 1991-94
26	Robert Redd, 1998-02
24	Steve Sanders, 2002-05
23	Roger Lewis, 2014-15
21	Stan Hunter, 1982-85
19	Ronnie Moore, 2013-16
18	Mark Szlachcic, 1989-92

Average Yards Per Reception

20.8	Jack Hecker, 1953-55
18.9	Bob Schnelker, 1947-49
17.9	Ronald Heard, 1986-89
17.0	Ronnie Redd, 1991-94
16.7	Roger Lewis, 2014-15
16.7	Jeff Groth, 1975-78
16.6	Jermiah Kelley, 2007-08
15.9	Shaun Joplin, 2010-13
15.7	Shawn Potts, 1979-82
15.6	Rameir Martin, 1991-94

All-Purpose Yards

4,519	Charles Sharon, 2002-05
4,416	Travis Greene, 2011-15
4,300	P.J. Pope, 2002-05
4,260	Dave Preston, 1973-76
4,025	Freddie Barnes, 2006-09
3,872	Ronnie Moore, 2013-16
3,807	Courtney Davis, 1993-96
3,779	Robert Redd, 1998-02
3,680	Joe Alls, 1999-02
3,560	Reggie Thornton, 1986-89
3,531	Bob Zimpfer, 1967-69
3,341	Paul Miles, 1971-73

Touchdowns Scored

47	Josh Harris, 2000-03
43	Travis Greene, 2011-15
41	Freddie Barnes, 2006-09



2017 BGSU FOOTBALL

12 MAC CHAMPIONSHIPS | 13 BOWL GAME APPEARANCES

RECORD BOOK • INDIVIDUAL CAREER RECORDS

RECORD BOOK

41.....	Dave Preston, 1973-76
41.....	P.J. Pope, 2002-05
35.....	Charles Sharon, 2002-05
34.....	Bernard White, 1984-85
28.....	Ronnie Redd, 1991-94
26.....	LeRoy Smith, 1989-92
26.....	Robert Redd, 1998-2002

Points Scored

361.....	Shaun Suisham, 2001-04
352.....	Tyler Tate, 2011-15
284.....	Josh Harris, 2000-03
258.....	Travis Greene, 2011-15
248.....	Freddie Barnes, 2006-09
247.....	Brian Leaver, 1991-94
246.....	Dave Preston, 1973-76
246.....	P.J. Pope, 2002-05
231.....	Gehad Youssef, 1981-84
216.....	Jason Strasser, 1996-99
212.....	Charles Sharon, 2002-05
204.....	Bernard White, 1984-85

Extra Point Attempts

233.....	Shaun Suisham, 2001-04
196.....	Tyler Tate, 2011-15
118.....	Brian Leaver, 1991-94
113.....	Don Taylor, 1972-75
105.....	John Spengler, 1977-80
104.....	Jason Strasser, 1996-99

Extra Points Made

226.....	Shaun Suisham, 2001-04
184.....	Tyler Tate, 2011-15
115.....	Brian Leaver, 1991-94
101.....	John Spengler, 1977-80
100.....	Don Taylor, 1972-75
99.....	Jason Strasser, 1996-99
93.....	Gehad Youssef, 1981-84

Field Goals Made

56.....	Tyler Tate, 2011-15
45.....	Shaun Suisham, 2001-04
44.....	Brian Leaver, 1991-94
44.....	Gehad Youssef, 1981-84
43.....	Jason Zeller, 1986-89
39.....	Jason Strasser, 1996-99
33.....	Don Taylor, 1972-75

Punt Attempts

219.....	Jim Phelps, 1981-83
212.....	Pat Fleming, 1999-2002
197	Joseph Davidson, 2014-PR
191.....	Andy Pollock, 1996-98
189.....	Greg A. Johnson, 1984-86
183.....	Cris Shale, 1988-90
178.....	Brian Schmiedebusch, 2011-13
167.....	Greg Kampe, 1975-77

Punting Yards

8,955.....	Jim Phelps, 1981-83
8,771	Joseph Davidson, 2014-PR
8,703.....	Pat Fleming, 1999-02
8,066.....	Andy Pollock, 1996-98
7,885.....	Cris Shale, 1988-90
7,731.....	Greg A. Johnson, 1984-86
7,549.....	Brian Schmiedebusch, 2011-13
6,386.....	Andy Tracy, 1992-95

Punting Average

44.5	Joseph Davidson, 2014-PR
43.1.....	Cris Shale, 1988-90
42.4.....	Brian Schmiedebusch, 2011-13
42.3.....	Andy Pollock, 1996-98
42.2.....	Bill Bradshaw, 1952-54
40.9.....	Greg A. Johnson, 1984-86

40.9.....	Jim Phelps, 1981-83
40.4.....	Andy Tracy, 1992-95
40.1.....	Pat Fleming, 1999-2002

Total Plays

1,781.....	Tyler Sheehan, 2006-09
1,630.....	Brian McClure, 1982-85
1,624.....	Josh Harris, 2000-03
1,361.....	Matt Schilz, 2010-13
1,246.....	Rich Dackin, 1986-89
1,186.....	Mark Miller, 1974-77
1,093.....	Erik White, 1989-92
965.....	Bob Niemet, 1995-98
964.....	Omar Jacobs, 2003-05

Yards Gained

10,465.....	Tyler Sheehan, 2006-09
9,976.....	Josh Harris, 2000-03
9,774.....	Brian McClure, 1982-85
9,224.....	Matt Johnson, 2011-15
7,794.....	Matt Schilz, 2010-13
7,389.....	Omar Jacobs, 2003-05
6,527.....	Rich Dackin, 1986-89
6,329.....	Mark Miller, 1974-77
6,226.....	Erik White, 1989-92
5,482.....	Ryan Henry, 1992-95

Punt Returns

105.....	Robert Redd, 1998-02
82.....	Charles Sharon, 2002-05
72.....	Bob Zimpfer, 1967-69
65.....	Bill Pittman, 1970-72
60.....	Chip Otten, 1979-82
45.....	Ronnie Redd, 1991-94
44.....	Ryan Burbrink, 2011-15
39.....	Corey Partridge, 2005-08
37.....	Bill Bradshaw, 1952-54

Punt Return Yards

958.....	Bob Zimpfer, 1967-69
848.....	Charles Sharon, 2002-05
823.....	Robert Redd, 1998-02
449.....	Bill Pittman, 1970-72
431.....	Corey Partridge, 2005-08
415.....	Joe Souliere, 1964-66

Pass Interceptions

27.....	Martin Bayless, 1980-83
18.....	Janssen Patton, 2000-03
14.....	Dave Bielski, 1989-92
13.....	Jac Tomasello, 1978-82

Pass Interception Yards

284.....	BooBoo Gates, 2010-13
264.....	Martin Bayless, 1980-83
242.....	Melvin Marshall, 1982-85
241.....	P.J. Mahone, 2004-07
207.....	Max Minnich, 1946-48
198.....	Julius Livas, 1970-71
198.....	Joe Souliere, 1964-66

Kickoff Returns

99.....	Roger Williams, 2006-09
81.....	BooBoo Gates, 2010-13
65.....	Reggie Thornton, 1986-89
55.....	Joe Alls, 1999-00
51.....	Darryl Story, 1983-86
49.....	Terry Wilson, 1988-92
49.....	Steve Kuehl, 1973-76

Kickoff Return Yards

2,139.....	Roger Williams, 2006-09
1,997.....	BooBoo Gates, 2010-13
1,222.....	Reggie Thornton, 1986-89
1,147.....	Joe Alls, 1999-2002

1,080.....	Darryl Story, 1983-86
1,078.....	Steve Kuehl, 1973-76
1,051.....	Terry Wilson, 1988-92

Tackles (compiled since 1970)

478.....	Vince Palko, 1991-94
462.....	Kevin O'Neill, 1994-97
455.....	Troy Dawson, 1982-85
439.....	John Villapiano, 1971-73
399.....	Kyle Kramer, 1985-88
382.....	Erik Johnson, 1984-87
379.....	Terry Wilson, 1988-91

Sacks

31.0.....	Kevin O'Brien, 1989-92
28.0.....	Chris Jones, 2009-12
26.0.....	Diyral Briggs, 2005-08
22.0.....	Devon Parks, 2003-06
20.0.....	Brandon Hicks, 1998-01
18.0.....	Mitch Crossley, 2001-04
15.0.....	Ryan Wingrave, 1998-01
13.0.....	Kevin O'Neil, 1994-97
13.0.....	Willie Gibson, 1993-94
12.5.....	Bryan Thomas, 2010-14
11.5.....	D.J. Durkin, 1997-00
10.5.....	Taylor Royster, 2011-15
10.5.....	Ted Ouellet, 2010-13
10.0.....	Terrance Bush, 2012-16
10.0.....	Gabe Martin, 2010-14
10.0.....	Mike Thaler, 2002-05



RECORD BOOK • TEAM RECORDS

RUSHING

Attempts

Game 79vs. Northern Illinois, 1967
Season 655in 1975

Yards Lost

Game 95vs. Ohio, 1996
Season 468in 1983

Fewest Yards Lost

Game 0vs. Miami, 1959
Season 100in 1964

Net Yards

Game 496vs. Marshall, 1968
Season 2875in 1956

Fewest Net Yards

Game -9vs. Kansas State, 1997
Season 662in 1953

Touchdowns

Game 10vs. Defiance, 1956
Season 39in 1956

PASSING

Attempts

Game 73vs. Indiana, 2014
Season 596in 2009

Completions

Game 46vs. Indiana, 2014
Season 398in 2015

Yards

Game 519vs. UMass, 2015
Season 5,135in 2015

Touchdowns

Game 6vs. Grand Valley, 1978
6at Maryland, 2015
Season 47in 2015

Had Intercepted

Game 6vs. Louisiana Tech, 1995
vs. Hawaii, 1977
Season 25in 2016

Fewest Completions

Game 0vs. Baldwin-Wallace, 1954
Season 26in 1950

Fewest Yards

Game 0vs. Kent, 1955
vs. Baldwin-Wallace, 1954
vs. Ohio, 1947
Season 334in 1950

Best Percentage

Game .929vs. Baldwin-Wallace (13-14), 1955
Season .670in 2015

Worst Percentage

Game .115vs. Ball State (3-26), 1995
Season .288in 1950

TOTAL OFFENSE

Plays

Game 113vs. Indiana, 2014
Season 1136in 2015

Yards

Game 725vs. UMass, 2015
Season 7,655in 2015

Fewest Plays

Game 35vs. Missouri, 1998
Season 474in 1953

Fewest Yards

Game 56vs. Missouri, 1998
.....vs. Kansas State, 1997

SCORING

Touchdowns

Game 22vs. Findlay, 1921
11vs. Defiance, 1956
Season 82in 2015

Most Points

Game 151vs. Findlay, 1921
73vs. Defiance, 1956
Season 591in 2015

Points in a Half

Game 49vs. Western Michigan, 2004

Points in a Quarter

Game 31vs. Ball State, 1994 (2nd)

Point After Touchdown Attempts

Game 22vs. Findlay, 1921
Season 81in 2015

Point After Touchdown Made

Game 19vs. Findlay, 1921
Season 75in 2015

Field Goals Made

Game 5vs. Kent State, 1994
Season 21in 1994

Most Points, Two Teams

Game 151vs. Findlay, 1921
100vs. Memphis, 2015
98vs. Wisconsin, 2005
95vs. Ball State, 1994

FIRST DOWNS

Total First Downs

Game 39at Purdue, 2015
Season 389in 2015

Rushing

Game 23vs. Kent, 1998
.....vs. Akron, 1998, vs. Kent, 1971
Season 165in 2003

Passing

Game 22at Purdue, 2015
Season 211in 2015

Penalty

Game 6vs. Fresno State, 1991
.....vs. Akron, 1999
.....vs. Miami, 2016
Season 34in 2015

FUMBLES

Total Fumbles

Game 8vs. Marshall, 1969
.....Defiance, 1956
Season 39in 1977

Lost

Game 5vs. Marshall, 1969
.....Miami, 1950
Season 24in 1978

Recovered

Game 6vs. Ohio, 1977
Season 27in 1992

Fewest Lost

Season 1 (NCAA Record)in 1996

PENALTIES

Most Penalties

Game 15at UMass, 2012
Season 123in 2015

Yards

Game 139vs. East Carolina, 1971
Season 1,123in 2015

PUNTING

Total Punts

Game 14vs. Ohio, 1947
Season 82in 2014

Yards Punting

Game 593vs. Central Michigan, 1990
Season 3,497in 2014

Punting Average

Game 60.5vs. Ball State, 2014
Season 46.1in 1990

PUNT RETURNS

Total Returns

Game 10vs. Central Michigan, 1950
Season 37in 1964

Yards

Game 159vs. Quantico Marines, 1967
Season 434in 1967

KICKOFF RETURNS

Total Returns

Game 9vs. TCU, 1988
.....at Michigan, 2010
Season 66in 2010

Yards

Game 223at West Virginia, 2011
Season 1,213in 2010

INTERCEPTIONS

Most Interceptions

Game 7vs. Xavier, 1946
Season 24in 1983 and 1948

Return Yards

Game 195vs. Toledo, 1948
Season 496in 1948

TOTAL DEFENSE

Fewest Plays

Game 32vs. Northern Iowa, 1947
Season 467in 1963



RECORD BOOK • THE LAST TIME/LONGEST PLAYS

RECORD BOOK

A BG Player Returned a Kickoff for a Touchdown
Clint Stephens (96 yards), vs. Ball State, Nov. 28, 2014

An Opposing Player Returned a Kickoff for a Touchdown
James Oliphant (97 yards), vs. UMass, Oct. 28, 2006

A BG Player Returned a Punt for a Touchdown
Ryan Burbrink (75 yards), vs. VMI, Sept. 6, 2014

An Opposing Player Returned a Punt for a Touchdown
William Likely (85 yards), at Maryland, Sept. 12, 2015

A BG Player Returned an Interception for a Touchdown
Dernard Turner (85 yards) vs. Ohio, Nov. 4, 2014

An Opposing Player Returned an Interception for a TD
Genard Avery (Memphis), 28 yards, Sept. 24, 2016

A BG Player Returned a Fumble for a Touchdown
Marcus Milton (76 yards), at Akron, Nov. 9, 2016

An Opposing Player Returned a Fumble for a TD
Marqueston Huff (8 yards), vs. Wyoming, Sept. 17, 2011

A BG Player Returned a Blocked Punt for a Touchdown
Herve Coby (29 yards), vs. VMI, Sept. 6, 2014

An Opposing Player Returned a Blocked Punt for a TD
Jared Patterson (Buffalo), Sept. 9, 2006

A BG Player Rushed for 200 or more yards
Willie Geter vs. Kent State, October 20, 2007 (22/203)

An Opponent Rushed for 200 or more yards
Kareem Hunt (Toledo), Nov. 19, 2014 (30/265)

A BG Player Had Three Interceptions in a Game
Janssen Patton vs. Northern Illinois, Oct. 25, 2003

An Opposing Player Had Three Interceptions in a Game:
Jamie Silva (Boston College), Oct. 6, 2007

Two BG Players Rushed for 100 or more yards in a Game:
Fred Coppet (160)
Josh Cleveland (109)
Donovan Wilson (107), vs. Buffalo, Nov. 25, 2016

Three BG Players Rushed for 100 or more yards in a Game:
Fred Coppet (160)
Josh Cleveland (109)
Donovan Wilson (107), vs. Buffalo, Nov. 25, 2016

Two BG Players had 100 or more receiving yards
Gehrig Dieter (136)
Roger Lewis (102), vs. Ohio, Nov. 4, 2015

Three BG Players had 100 or more receiving yards in a Game
Roger Lewis (148)
Ryan Burbrink (132)
Ronnie Moore (109), vs. UMass, Sept. 27, 2014

A BG player had a safety
Chris Jones vs. Idaho, Sept. 1, 2011

LONGEST TOUCHDOWN RUN

Yards	Name/Opponent	Year
96	Anthon Samuel vs. Miami	2011
95	Matt Domer at Ball State	2015
93	Mike McGee vs. Central Michigan	1987
88	P.J. Pope vs. Western Michigan	2004
89	Mike McGee vs. Ball State	1987
85	Tony Trent vs. Toledo	1964
81	Harold Furcron vs. Dayton	1958
80	Jerry Dianiska vs. Ohio	1958

LONGEST NON-SCORING RUN

Yards	Name/Opponent	Year
78	B.J. Lane vs. Ball State	2003
71	Chris Bullock vs. Akron	2009
69	Fred Coppet vs. Ball State	2014
65	Andy Sahn vs. Kansas	2002
64	Jeff Davis vs. Richmond	1984
62	Fred Coppet at Ball State	2015
61	Willie Geter vs. Toledo	2009
60	Steve Holmes vs. Kent	1998
55	Anthon Samuel vs. Miami	2012

55 Josh Harris vs. Miami2000

LONGEST TOUCHDOWN PASS

Yards	Name/Opponent	Year
96	Mark Miller to Dave Dudley vs. San Diego State	1976
94	Eric Smith to Ronald Heard vs. Ohio	1988
94	Matt Johnson to Roger Lewis vs. Memphis	2015
92	Matt Johnson to Ryan Burbrink, vs. Kent State	2013
91	Josh Harris to Charles Sharon vs. Kent State	2003
90	Brian McClure to Stan Hunter vs. Cent. Michigan	1983
83	Matt Schilz to Kamar Jorden vs. Northern Illinois	2011
83	Tyler Sheehan to Chris Wright vs. Buffalo	2007
82	James Knpake to Roger Lewis vs. Kent State	2014
81	Matt Schilz to Chris Gallon vs. Kent State	2012

LONGEST NON-SCORING PASS

Yards	Name/Opponent	Year
78	Bob Niemet to Robert Redd vs. Akron	1998
77	Josh Harris to James Hawkins vs. Purdue	2003
76	Matt Schilz to Kamar Jorden vs. Miami	2010
74	Vern Wireman to Bob Zimpfer vs. Utah State	1969
69	Mark Miller to John Park vs. Tenn.-Chattanooga	1977
66	Vern Wireman to Fred Matthews vs. Marshall	1968
61	James Knapke to Roger Lewis at Ohio	2014
61	Reid Lampert to Roger Wallace vs. Dayton	1973

LONGEST KICKOFF RETURN

Yards	Name/Opponent	Year
96*	Clint Stephens vs. Ball State	2014
94*	BooBoo Gates vs. Pittsburgh	2013
94*	Leon Weathersby vs. Western Michigan	1997
93*	B.J. Lane vs. Ball State	2004
93*	Roger Reynolds vs. Kent	1961
90*	Tony Bell vs. Dayton	1973
90*	Chuck Comer vs. Delaware	1959

LONGEST PUNT RETURN

Yards	Name/Opponent	Year
100*	Courtney Davis vs. Kent	1996
91*	Richard Lowry vs. Grosse Ile	1942
86*	Bob Zimpfer vs. Ball State	1968
80*	BooBoo Gates vs. Rhode Island	2012
79*	Charles Sharon vs. Southeast Missouri	2004
79	Corey Partridge vs. Temple	2005
75*	Ryan Burbrink, vs. VMI	2014
73	Max Minnich vs. Morris Harvey	1948
73	Corey Partridge	2008
71	Eugene Cooper vs. Toledo	2010

LONGEST PASS INTERCEPTION

Yds.	Name/Opponent	Year
90*	Rodney Lash vs. Toledo	1948
88	Julius Livas vs. Miami	1971
85*	Dernard Turner	2015
82	BooBoo Gates vs. Ohio	2013
82*	Robert Lorenzi vs. Buffalo	2010
80*	Melvin Marshall vs. Brigham Young	1983
78*	Dwayne Woods vs. Marshall	2010
74*	Janssen Patton vs. Kent State	2000
64	Martin Bayless vs. Kent State	1982
64*	Adrien Spencer vs. Troy	2009

LONGEST PUNT

Yds.	Name/Opponent	Year
95	Mac's Leitman vs. Bluffton	1928
82	Joseph Davidson at Toledo	2016
81	Brian Schmiedebusch vs. Idaho	2011
81	Cris Shale vs. Ohio	1990
79	Joseph Davidson at Ohio	2016
79	Nick Iovinelli vs. Pittsburgh	2008
79	Jim Phelps vs. Toledo	1982
78	Joseph Davidson vs. Ball State	2014
78	Greg A. Johnson vs. Oklahoma State	1984
77	Greg Kampe vs. Southern Mississippi	1975
76	Brian Schmiedebusch vs. Buffalo	2011

LONGEST FIELD GOAL

Yds.	Name/Opponent	Year
60	Derek Schorejs vs. Toledo	1995
56	Gehad Youssef vs. Western Michigan	1983
52	Tyler Tate at Western Kentucky	2014
52	Tyler Tate vs. Northern Illinois	2013
52	Shaun Suisham vs. Ohio	2004
52	Derek Schorejs vs. Akron	1995
51	Brian Leaver vs. Miami	1994



2017 BGSU FOOTBALL

12 MAC CHAMPIONSHIPS | 13 BOWL GAME APPEARANCES

RECORD BOOK • ANNUAL LEADERS

RECORD BOOK

PASSING

Year	Name	Comp.	Att.	Pct.	Yds.	Int.	TD	Pass Eff.
2016	James Morgan	183	326	56.1	2082	15	16	116.78
2015	Matt Johnson	383	569	67.3	4946	8	46	164.19
2014	James Knapke	280	483	58.0	3173	12	15	118.43
2013	Matt Johnson	237	369	64.2	3467	7	25	161.71
2012	Matt Schilz	228	413	55.2	2585	12	14	113.16
2011	Matt Schilz	245	412	59.5	3024	13	28	137.24
2010	Matt Schilz	229	377	60.7	2223	14	8	109.80
2009	Tyler Sheehan	373	575	64.9	4051	7	27	137.11
2008	Tyler Sheehan	267	400	66.8	2610	9	20	133.56
2007	Tyler Sheehan	303	476	63.7	3264	11	23	132.58
2006	Anthony Turner	144	252	57.1	1596	5	11	120.80
2005	Omar Jacobs	195	321	60.7	2591	7	26	150.92
2004	Omar Jacobs	309	462	66.9	4002	4	41	167.20
2003	Josh Harris	325	494	65.8	3813	27	12	143.80
2002	Josh Harris	198	353	56.1	2425	11	19	125.33
2001	Josh Harris	81	133	60.9	1022	3	9	143.27
	Andy Sahn	122	198	61.6	1326	10	11	126.10
2000	Andy Sahn	123	244	50.4	1490	9	8	105.15
1999	Ricky Schneider	95	181	52.5	1121	9	11	114.62
	Andy Sahn	77	152	50.7	1088	3	7	122.03
1998	Bob Niemet	68	144	47.2	949	7	9	113.48
	Ricky Schneider	55	103	53.4	649	4	4	111.37
1997	Bob Niemet	133	256	52.0	1723	8	8	112.55
	Ricky Schneider	50	104	48.1	605	3	1	94.35
1996	Bob Niemet	83	191	43.5	1129	9	6	94.05
1995	Ryan Henry	90	177	50.8	938	12	6	92.99
	Bob Niemet	62	135	45.9	733	8	4	89.46
1994	Ryan Henry	174	293	59.4	2368	11	25	147.92
1993	Ryan Henry	169	325	49.2	2242	9	14	115.88
1992	Erik White	195	344	56.7	2380	17	17	121.22
1991	Erik White	323	185	57.3	2204	10	17	125.76
1990	Erik White	127	262	48.5	1386	12	5	90.04
1989	Rich Dackin	215	394	54.6	2679	11	18	121.18
1988	Eric Smith	104	184	56.5	1306	8	6	118.21
	Rich Dackin	73	155	47.1	775	9	0	77.49
1987	Rich Dackin	189	330	57.3	2211	16	13	116.86
1986	Rich Dackin	114	194	58.8	1197	8	5	110.85
	Eric Smith	108	56	51.9	537	8	1	81.87
1985	Brian McClure	226	371	60.9	2674	16	18	128.85
1984	Brian McClure	263	414	63.5	2951	13	21	133.86
1983	Brian McClure	298	466	63.9	3264	16	16	127.25
1982	Brian McClure	113	176	64.2	1391	13	8	130.82
	Dayne Palsgrove	44	86	51.2	554	3	4	113.64
1981	Dayne Palsgrove	79	153	51.6	732	7	3	89.14
	Greg Taylor	36	66	54.5	304	5	1	83.08
1980	Greg Taylor	43	77	55.8	562	3	3	122.22
	Dave Endres	31	66	47.0	430	6	4	103.51
1979	Mike Wright	104	210	49.5	1148	13	8	95.63
1978	Mike Wright	134	259	51.7	1852	12	14	120.37
1977	Mark Miller	164	285	57.6	2103	12	12	125.00
1976	Mark Miller	126	245	51.4	1839	13	13	121.38
1975	Mark Miller	98	187	52.4	1252	6	4	109.28
1974	Mark Miller	67	134	50.0	725	7	4	94.85
1973	Reid Lampport	70	161	43.5	1084	12	7	99.48
1972	Joe Babics	23	57	40.3	338	4	2	87.70
	Reid Lampport	28	89	31.5	430	6	3	69.68
1971	Reid Lampport	71	154	46.1	1006	12	7	100.38
1970	Vern Wireman	60	174	34.5	622	15	3	52.96
1969	Vern Wireman	147	281	52.4	1666	12	15	111.19
1968	P.J. Nyitray	144	78	54.2	898	4	5	112.46
	Vern Wireman	128	65	50.8	769	7	8	110.94
1967	P.J. Nyitray	73	164	44.5	846	8	6	90.15
1966	P.J. Nyitray	38	79	48.1	431	1	2	99.75
1965	Dwight Wallace	34	66	51.5	425	2	1	104.54
1964	Jerry Ward	57	114	50.0	726	-	-	-
1963	Jerry Ward	59	127	46.5	858	-	-	-
1962	Tony Ruggiero	29	60	48.3	393	-	-	-
1961	Jim Potts	47	91	51.6	712	7	-	120.12
1960	Jim Potts	44	71	62.0	662	4	-	161.56
1959	Bob Colburn	60	111	54.1	788	5	6	122.52
1958	Bob Colburn	46	87	52.9	685	2	4	129.83
1957	Don Nehlen	36	70	51.4	499	4	-	-
1956	Don Nehlen	26	49	53.1	362	6	-	-
1955	Jim Bryan	45	64	70.3	770	3	6	192.94
1954	Bill Bradshaw	21	53	39.6	414	7	-	-
	Jim Bryan	15	45	33.3	198	4	-	-
1953	Bill Bradshaw	48	126	38.1	865	13	8	96.08
1952	Bill Lyons	71	134	53.0	915	11	12	123.48
1951	Rex Simonds	36	95	37.9	506	6	9	101.26
1950	Rex Simonds	23	79	29.1	319	10	4	54.42
1949	Rod Lash	29	79	36.7	599	6	10	126.98
1948	Max Minnich	19	38	50.0	405	1	9	212.42
1947	Ennis Walker	31	83	37.3	476	12	6	80.46



RECORD BOOK • ANNUAL LEADERS

RUSHING

Year	Name	Att	Yds	Avg	TD
2016	Fred Coppet	204	1,030	5.0	8
2015	Travis Greene	223	1,299	5.8	15
2014	Travis Greene	180	949	5.3	12
2013	Travis Greene	279	1,594	5.7	11
2012	Anthon Samuel	202	998	4.9	11
2011	Anthon Samuel	144	844	5.9	5
2010	Willie Geter	197	793	3.6	6
2009	Willie Geter	176	705	4.0	9
2008	Anthony Turner	89	400	4.5	5
2007	Anthony Turner	106	519	4.9	9
2006	Chris Bullock	160	769	4.8	4
2005	B.J. Lane	139	677	4.9	10
2004	P.J. Pope	178	1,098	6.2	15
2003	P.J. Pope	191	1,005	5.3	10
2002	Joe Alls	122	801	6.6	4
2001	Josh Harris	126	614	4.9	8
2000	John Gibson	155	514	3.3	3
1999	Joe Alls	117	592	5.1	4
1998	Godfrey Lewis	163	753	4.6	2
1997	Robbie Hollis	151	492	3.3	3
1996	Courtney Davis	229	767	3.3	5
1995	Keylan Cates	220	910	3.9	7
1994	Keylan Cates	184	803	4.4	10
1993	Zeb Jackson	237	1,016	4.0	6
1992	Zeb Jackson	169	792	4.3	4
1991	LeRoy Smith	271	937	3.3	9
1990	George Johnson	104	449	4.1	4
1989	LeRoy Smith	161	564	3.5	3
1988	Mike McGee	146	538	3.5	6
1987	Shawn Daniels	121	423	3.5	3
1986	Jeff Davis	180	825	4.3	8
1985	Bernard White	221	949	4.3	18
1984	Bernard White	247	1,036	4.2	15
1983	Darryl Story	166	724	4.4	6
1982	Chip Otten	157	673	4.3	8
1981	Bryant Jones	253	1,051	4.2	7
1980	Bryant Jones	174	806	4.6	4
1979	Kevin Folkles	163	696	4.3	3
1978	Dave Windatt	118	608	5.2	2
1977	Dan Saleet	137	572	4.2	0
1976	Dave Preston	248	989	4.0	8
1975	Dan Saleet	194	1,114	5.7	6
1974	Dave Preston	324	1,414	4.4	19
1973	Paul Miles	250	1,030	4.1	11
1972	Paul Miles	243	1,024	4.2	7
1971	Paul Miles	274	1,185	4.3	7
1970	Julius Livas	109	279	2.6	5
1969	Issac Wright	96	344	3.5	-
1968	Fred Mathews	207	733	3.6	-
1967	Bob Zimpfer	128	538	4.2	-
1966	Dave Cranmer	81	374	4.6	-
1965	Stew Williams	145	616	4.3	-
1964	Stew Williams	109	609	5.6	-
1963	Jay Cunningham	128	539	4.2	-
1962	Don Lisbon	94	481	5.1	-
1961	Russ Hepner	137	637	4.6	-
1960	Don Lisbon	99	605	6.1	-
1959	Chuck Comer	53	361	6.8	-
1958	Bob Ramlow	140	779	5.6	-
1957	Bob Ramlow	108	492	4.6	-
1956	Vic DeOrio	149	816	5.5	-
1955	Carlos Jackson	86	505	5.9	2
1954	John Ladd	81	266	3.3	-
1953	Bill Bradshaw	110	236	2.1	2
1952	Fred Durig	181	858	4.7	9
1951	Fred Durig	214	1,444	6.7	9
1950	Richard Pont	111	627	5.6	3
1949	Jack Woodland	133	694	5.2	6
1948	Jack Woodland	108	522	4.8	5
1947	Jack Woodland	102	536	5.3	1

RECEIVING

Year	Name	Rec.	Yds	Avg	TD
2016	Scot Miller	74	968	13.1	10
2015	Roger Lewis	85	1,544	18.2	16
2014	Roger Lewis	73	1,093	15.0	7
2013	Shaun Joplin	54	908	16.8	3
2012	Chris Gallon	54	720	13.3	6
2011	Kamar Jordan	78	1,089	14.0	12
2010	Kamar Jordan	96	1,109	11.6	4
2009	Freddie Barnes	155	1,770	11.4	19
2008	Corey Partridge	58	562	9.7	7
2007	Freddie Barnes	82	962	11.7	9
2006	Corey Partridge	55	658	12.0	3
2005	Charles Sharon	74	1,028	13.9	6
2004	Cole Magner	77	746	9.7	6
2003	Cole Magner	99	1,138	11.5	10
2002	Robert Redd	83	973	11.7	9
2001	Robert Redd	72	884	12.3	9
2000	David Bautista	69	915	13.3	3
1999	Kurt Gerling	53	775	14.5	5
1998	Kurt Gerling	34	656	19.3	6
1997	Damron Hamilton	52	777	14.9	3
1996	Damron Hamilton	29	465	16.0	3
1995	Eric Starks	32	433	13.5	3
1994	Ronnie Redd	48	831	17.3	10
1993	Rameir Martin	56	876	15.6	5
1992	Mark Szlachcic	62	834	13.5	7
1991	Mark Szlachcic	65	943	14.5	8
1990	Mark Szlachcic	46	582	12.7	2
1989	Ronald Heard	51	916	18.0	7
1988	Reggie Thornton	41	589	14.4	3
1987	Reggie Thornton	47	698	14.9	4
1986	Gerald Bayless	34	300	8.8	2
1985	Stan Hunter	55	761	13.8	7
1984	Bernard White	56	400	7.1	0
1983	Mark Dowdell	70	679	9.7	5
1982	Shawn Potts	50	841	16.8	8
1981	Shawn Potts	31	391	12.6	2
1980	Dan Shetler	20	310	15.5	2
1979	Dan Shetler	37	502	13.6	3
1978	Jeff Groth	56	874	15.6	8
1977	Jeff Groth	39	693	17.8	6
1976	Jeff Groth	33	598	18.1	4
1975	Dave Dudley	25	338	13.5	1
1974	John Boles	25	291	11.6	2
1973	Roger Wallace	37	587	15.9	3
1972	Roger Wallace	16	242	15.1	2
1971	Rick Newman	25	443	17.7	2
1970	Bill Pittman	21	235	11.2	0
1969	Bob Zimpfer	48	785	16.3	7
1968	Eddie Jones	49	716	14.6	2
1967	Eddie Jones	30	374	12.5	5
1966	Eddie Jones	40	525	13.1	1
1965	Dave Cranmer	16	180	11.3	1
1964	Jay Cunningham	14	174	12.4	-
1963	Tom Sims	12	177	14.8	-
	Tom Reicosky	12	169	14.1	-
1962	Jay Cunningham	13	259	19.9	-
1961	Russ Hepner	14	187	13.4	-
1960	Clarence Mason	14	191	13.6	-
1959	Bernie Casey	18	264	14.7	-
1958	Bernie Casey	16	310	19.4	-
1957	Ray Reese	12	185	15.4	-
1956	Ray Reese	12	183	15.3	-
1955	Jack Hecker	29	556	19.2	-
1954	Jack Hecker	12	274	22.8	-
1953	Jim Ladd	31	473	15.3	-
1952	Jim Ladd	43	632	14.7	-
1951	Jim Ladd	16	236	14.8	-
1950	Doug Mooney	8	36	4.5	-
1949	Robert Schnelker	20	434	21.7	-
1948	Robert Schnelker	14	243	17.4	-
1947	Max Minnich	12	224	18.7	-



2017 BGSU FOOTBALL

12 MAC CHAMPIONSHIPS | 13 BOWL GAME APPEARANCES

RECORD BOOK • ANNUAL LEADERS

RECORD BOOK

INTERCEPTIONS

Year	Name	No.	Yds.	Avg.	TDs
2016	Jamari Bozeman	3	5	1.7	0
2015	Alfonso Mack	6	71	11.8	0
2014	Nick Johnson	5	63	12.6	0
2013	BooBoo Gates	2	116	58.0	0
	Ryland Ward	2	32	16.0	0
2012	Jude Adjei-Barimah	4	25	6.2	0
2011	BooBoo Gates	2	65	32.5	0
2010	Keith Morgan	3	23	7.7	0
2009	Roger Williams	4	17	4.2	0
2008	Kenny Lewis	4	22	5.5	0
2007	P.J. Mahone	7	220	31.4	1
2006	Kenny Lewis	4	13	1.0	0
2005	Jelani Jordan	6	66	11.0	0
2004	Keon Newson	6	107	17.8	2
2003	Janssen Patton	7	84	12.0	0
2002	Janssen Patton	3	52	17.3	1
2001	Janssen Patton	4	4	1.0	0
2000	Janssen Patton	4	89	22.3	1
1999	Karl Rose	2	34	17.0	0
1998	Junior Williams	2	0	0.0	0
1997	Shaun Rice	1	12	12.0	0
	Joe O'Neill	1	13	13.0	0
	Chioke Bradley	1	0	0.0	0
1996	Chioke Bradley	3	34	11.3	0
1995	Steve Ayers	3	28	9.3	1
	Orlando Rogers	3	14	4.7	0
1994	Tony Everhart	5	64	12.8	0
1993	George Johnson	3	55	18.3	1
1992	Joe Bair	7	51	7.3	0
1991	Dave Bielinski	4	58	14.5	0
1990	Dave Bielinski	6	63	10.5	0
1989	Mike Holmes	2	23	11.5	0
	Dave Bielinski	2	0	0.0	0
1988	Tony McCorvey	7	33	4.7	0
1987	Erik Johnson	2	27	13.5	0
	Ray Southard	2	12	6.0	0
	John Hunter	2	8	4.0	0
	Jack Coppess	2	2	1.0	0
	Kyle Kramer	2	1	0.5	0
1986	Kyle Kramer	5	25	5.0	0
1985	Melvin Marshall	4	83	20.8	2
1984	Troy Dawson	5	9	1.8	0
1983	Martin Bayless	10	64	6.4	0
1982	Martin Bayless	5	87	17.4	0
1981	Martin Bayless	7	53	7.6	1
1980	Martin Bayless	5	60	12.0	0
1979	John Fitzpatrick	2	23	11.5	0
1978	Bob Cummins	5	45	9.0	0
1977	Greg Kampe	4	47	11.8	-
1976	Bob Cummins	4	53	13.3	-
1975	Art Thompson	5	36	7.2	-
1974	Dave Turner	4	32	8.0	-
1973	-	-	-	-	-
1972	Gary Seeman	5	27	5.4	0
1971	Julias Livas	4	-	-	-
1970	Art Curtis	3	56	18.7	-
	Laurie Kelly	3	52	17.3	-
1969	Honester Davidson	5	98	19.6	-
	Lawrence Kelly	5	25	5.0	-
1968	Rick Perrin	4	80	20.0	-
	Jerry Machovina	4	58	14.5	-
1967	Joe Pearce	6	99	16.5	-
1966	Dick Wagoner	6	66	11.0	-
1965	Arch Tunnell	5	-	-	-

PUNT RETURNS (based on number of returns)

Year	Name	No.	Yds.	Avg.	TDs
2016	Will Watson	10	79	7.9	0
2015	Ryan Burbrink	11	51	4.6	0
2014	Ryan Burbrink	13	127	9.8	1
2013	Ryan Burbrink	12	103	8.6	1
2012	Ryan Burbrink	19	170	8.9	0
2011	Eugene Cooper	17	102	6.0	0
2010	Eugene Cooper	19	219	11.5	2
2009	Freddie Barnes	12	117	9.8	0
2008	Corey Partridge	19	172	9.1	0
2007	Zach Charles	10	41	4.1	0
2006	Corey Partridge	14	120	8.6	0
2005	Charles Sharon	25	271	10.8	0
2004	Charles Sharon	24	282	11.8	1
2003	Charles Sharon	31	274	8.8	0
2002	Robert Redd	31	209	6.7	0
2001	Robert Redd	35	385	11.0	1
2000	Chad Long	23	139	6.0	0
1999	Robert Redd	24	128	5.3	0
1998	Robert Redd	15	101	6.7	0
1997	Terry Loville	31	211	6.8	0
1996	Courtney Davis	17	225	13.2	1
1995	Courtney Davis	14	274	19.6	0
1994	Ronnie Redd	26	204	7.8	0
1993	Ronnie Redd	19	192	10.1	0
1992	Mark Szlachcic	16	139	8.7	0
1991	Mark Szlachcic	20	163	8.2	0
1990	Bobby Green	11	54	4.9	0
1989	Allen Smith	10	51	5.1	0
1988	Mark Bongers	8	42	5.3	0
1987	Ray Redd	21	218	10.4	0
1986	Ken Rankin	13	84	6.5	0
1985	Ken Rankin	12	64	5.3	0
1984	Ken Rankin	21	114	5.4	0
1983	Chip Otten	26	63	2.4	0
1982	Chip Otten	26	63	2.4	0
1981	Chip Otten	21	140	6.7	0
1980	Dan Shetler	13	69	5.3	0
1979	Dan Shetler	13	94	7.2	0
1978	Jeff Groth	6	28	4.7	0
1977	Jeff Groth	5	61	12.2	1
1976	Jeff Groth	5	106	21.2	1
1975	Steve Kuehl	15	86	5.7	0
1974	Tom Moriarty	23	159	6.9	1
1973	Bill Pittman	21	137	6.5	0
1972	Art Thompson	2	15	7.5	0
1971	Bill Pittman	26	134	5.2	0
1970	Bill Pittman	18	178	9.9	0
1969	Bob Zimpfer	25	247	9.9	0
1968	Bob Zimpfer	24	332	13.8	1
1967	Bob Zimpfer	23	379	16.5	-
1966	Joe Souliere	17	138	8.1	1
1965	Joe Souliere	17	277	16.3	1



RECORD BOOK • ANNUAL LEADERS

KICKOFF RETURNS

(based on number of returns)

Year	Name	No.	Yds.	Avg.	TDs
2016	Scott Miller	19	336	17.7	0
2015	Scott Miller	24	457	19.0	0
2014	Clint Stephens	21	505	24.0	1
2013	Ronnie Moore	14	289	20.6	0
	BooBoo Gates	10	306	30.6	1
2012	BooBoo Gates	19	369	19.4	0
2011	BooBoo Gates	38	981	25.8	1
2010	Tyrone Pronty	38	729	19.2	0
2009	Roger Williams	44	925	21.0	0
2008	Kenny Lewis	23	561	24.4	0
2007	Roger Williams	39	954	24.5	1
2006	Tyrone Pronty	10	177	17.7	0
2005	B.J. Lane	17	289	17.0	0
2004	B.J. Lane	20	462	23.1	1
2003	Cole Magner	18	357	19.8	0
2002	Martez Johnson	18	400	22.2	0
2001	Joe Alls	13	350	26.9	0
2000	Joe Alls	19	371	19.5	0
1999	Steve Holmes	21	396	18.9	0
1998	Steve Holmes	19	359	18.9	0
1997	Leon Weathersby	30	669	22.3	1
1996	Courtney Davis	15	286	19.1	0
1995	Courtney Davis	14	274	19.6	0
1994	Ronnie Redd	16	379	23.7	0
1993	Zeb Jackson	8	214	26.8	0
1992	Eric McGhee	14	269	19.2	0
1991	Terry Wilson	15	344	22.9	0
1990	Terry Wilson	11	252	22.9	0
1989	Terry Wilson	19	362	19.1	0
1988	Reggie Thornton	28	576	20.6	0
1987	Reggie Thornton	23	425	18.5	0
1986	Darryl Story	30	661	22.0	0
1985	Joe Boxley	19	385	20.3	0
1984	Joe Boxley	15	339	22.6	0
1983	Darryl Story	19	380	20.0	0
1982	Chip Otten	13	278	21.4	0
1981	Chip Otten	8	169	21.1	0
1980	Chip Otten	11	236	21.5	0
1979	Shawn Potts	19	325	17.1	0
1978	Dave Cassel	26	450	17.4	0
1977	Willie Matthews	20	353	17.7	0
1976	Steve Kuehl	17	422	24.8	0
	Jeff Groth	17	282	16.6	0
1975	Steve Kuehl	16	334	20.9	0
1974	Steve Kuehl	15	309	20.6	0
1973	Dave Preston	17	374	22.0	0
1972	Hal Thomas	5	155	31.0	0
1971	Tony Bell	13	345	26.5	0
1970	Bill Pittman	22	532	24.2	0
1969	Honester Davidson	15	353	23.5	0
1968	Honester Davidson	8	168	21.0	-
1967	Bob Zimpfer	18	384	21.3	-
1966	Joe Souliere	17	416	24.5	1
1965	Joe Souliere	7	136	19.4	-

TACKLES

Year	Name	UT	AT	Total
2016	Trent Greene	54	57	111
2015	Austin Valdez	58	86	141
2014	Gabe Martin	54	61	115
2013	D.J. Lynch	42	43	85
2012	Gabe Martin	40	30	70
2011	Dwayne Woods	57	54	111
2010	Dwayne Woods	50	84	134
2009	Cody Basler	29	56	85
2008	P.J. Mahone	53	42	95
2007	Erique Dozier	43	69	112
2006	Terrel White	64	37	101
2005	Terrel White	56	44	100
2004	Jovon Burkes	30	61	91
2003	Keon Newson	78	46	124
2002	Chris Haneline	52	43	95
2001	Khary Campbell	47	32	79
2000	Khary Campbell	54	41	95
1999	Chad Long	81	30	111
1998	Joe O'Neill	60	35	95
1997	Kevin O'Neill	73	60	133
1996	Kevin O'Neill	48	72	120
1995	Kevin O'Neill	62	72	134
1994	Vince Palko	55	65	120
1993	Vince Palko	65	76	141
1992	Artie Mangham	76	78	154
1991	Mike Calcagno	74	67	141
1990	Keith Pace	64	42	106
1989	Larry Lambright	85	47	132
1988	Kyle Kramer	76	67	143
1987	Kyle Kramer	75	64	139
1986	Paul Schweitzer	90	60	150
1985	Troy Dawson	57	96	153
1984	Troy Dawson	24	133	157
1983	Mark Emans	36	97	133
1982	Terry Gyetvai	76	55	131
1981	Larry Stratton	71	48	119
1980	Todd Gates	62	34	96
1979	John Fitzpatrick	61	49	110
1978	Mike Callesen	81	59	140
1977	Mike Callesen	71	89	160
1976	Jeff Smith	45	97	142
1975	Dave Brown	36	111	147
1974	Jim Reynolds	31	85	116
1973	John Villapiano	49	70	119
1972	John Villapiano	-	-	160
1971	Rich Duetemeyer	83	80	163
1970	Bob Simmons	48	93	141



2017 BGSU FOOTBALL

12 MAC CHAMPIONSHIPS | 13 BOWL GAME APPEARANCES

RECORD BOOK • ANNUAL LEADERS

RECORD BOOK

SCORING

Year	Name	TDs	FG	PAT	2-Pt.	Total
2016	Jake Suder	0	9	35	0	62
	Scott Miller	10	0	0	1	62
2015	Travis Greene	17	0	0	0	102
2014	Tyler Tate	0	23	45	0	114
2013	Tyler Tate	0	18	59	0	113
2012	Anthon Samuel	12	0	0	0	72
2011	Kamar Jordan	12	0	0	0	72
2010	Willie Geter	7	0	0	0	42
2009	Freddie Barnes	21	0	0	0	126
2008	Sinisa Vrvilo	0	9	41	0	68
2007	Sinisa Vrvilo	0	15	47	0	92
2006	Freddie Barnes	11	0	0	0	66
2005	Steve Sanders	15	0	0	0	90
2004	P.J. Pope	21	0	0	0	126
2003	Shaun Suisham	0	16	56	0	104
2002	Josh Harris	22	0	0	2	134
2001	Robert Redd	10	0	0	0	60
2000	Mike Knapp	0	10	15	0	45
1999	Jason Strasser	0	13	27	0	66
1998	Jason Strasser	0	11	31	0	64
1997	Jason Strasser	0	8	23	0	47
1996	Courtney Davis	7	0	18	0	42
1995	Derek Schorejs	0	12	24	0	60
1994	Brian Leaver	0	21	42	0	105
1993	Brian Leaver	0	10	17	0	47
1992	Brian Leaver	0	8	33	0	57
1991	Mark Szlachcic	9	0	0	2	58
1990	Todd Powell	0	9	13	0	40
1989	Jason Zeller	0	16	23	0	71
1988	Jason Zeller	0	8	17	0	41
1987	Jason Zeller	0	13	22	0	61
1986	Jeff Davis	8	0	0	0	48
1985	Bernard White	19	0	0	0	114
1984	Bernad White	15	0	0	0	90
1983	Gehad Youssef	0	16	29	0	77
1982	Gehad Youssef	0	10	25	0	55
1981	Bryant Jones	8	0	0	0	48
1980	John Spengler	0	9	20	0	47
1979	Mike Wright	10	0	0	1	62
1978	Mike Wright	10	0	0	1	62
1977	Jeff Groth	9	0	0	0	54
1976	Dave Preston	8	0	0	0	48
1975	Dave Preston	14	0	0	1	84
1974	Dave Preston	19	0	0	0	114
1973	Paul Miles	11	0	0	0	66
1972	Paul Miles	7	0	0	0	42
1971	Jerry Fields	11	0	0	0	66
1970	Julius Livas	5	0	0	0	30
1969	Bob Zimpfer	7	0	0	0	42
1968	Fred Mathews	9	0	0	0	54
1967	Eddie Jones	5	0	0	0	30
1966	Charles Radich	7	0	0	0	42
1965	Tom Luettkke	7	0	0	0	42

ALL-PURPOSE YARDS

Year	Name	Rush	Rec.	PR	KOR	FIR	Total
2016	Scott Miller	0	968	19	336	0	1,323
2015	Roger Lewis	0	1,544	0	0	0	1,544
2014	Ronnie Moore	129	690	0	424	0	1,243
2013	Travis Greene	1,594	155	0	0	0	1,749
2012	Anthon Samuel	998	198	0	0	0	1,196
2011	Kamar Jordan	0	1089	0	0	0	1,089
2010	Tyrone Pronty	17	502	0	729	0	1,248
2009	Freddie Barnes	78	1770	117	0	0	1,965
2008	Corey Partridge	1	562	172	10	0	745
2007	Freddie Barnes	11	962	7	15	0	995
2006	Chris Bullock	769	119	0	11	0	899
2005	Charles Sharon	26	1028	271	170	0	1495
2004	P.J. Pope	1,098	490	0	15	0	1,603
2003	David Bautista	87	1138	10	357	0	1,592
2002	Robert Redd	8	973	209	0	0	1,190
2001	Robert Redd	-2	884	385	12	0	1,279
2000	David Bautista	21	915	0	84	0	1,020
1999	Joe Alls	592	59	25	269	0	945
1998	Godfrey Lewis	753	31	0	0	0	784
1997	Leon Weathersby	193	45	0	669	0	907
1996	Courtney Davis	767	147	225	286	0	1,425
1995	Keylan Cates	866	29	0	107	0	1,002
1994	Ronnie Redd	108	831	204	379	0	1,522
1993	Zeb Jackson	952	138	0	214	0	1,304
1992	Mark Szlachcic	11	834	139	0	0	984
1991	Mark Szlachcic	4	943	163	0	0	1,110
1990	LeRoy Smith	409	247	0	0	0	656
1989	Ronald Heard	15	916	0	0	0	931
1988	Reggie Thornton	28	589	0	576	0	1,193
1987	Reggie Thornton	31	698	0	425	0	1,154
1986	Jeff Davis	782	210	0	0	0	992
1985	Bernard White	949	228	0	0	0	1,177
1984	Bernard White	1,036	400	0	0	0	1,436
1983	Darryl Story	724	239	0	380	0	1,343
1982	Chip Otten	673	223	63	278	0	1,237
1981	Bryant Jones	1,051	80	0	0	0	1,131
1980	Bryant Jones	806	80	0	0	0	886
1979	Kevin Folkes	696	84	0	0	0	780
1978	Jeff Groth	62	874	28	8	0	964
1977	Jeff Groth	145	693	61	178	0	1,077
1976	Dave Preston	989	140	0	0	0	1,129
1975	Dan Saleet	1,114	190	0	0	0	1,294
1974	Dave Preston	1,414	24	0	0	0	1,438
1973	Paul Miles	1,030	41	0	0	0	1,071
1972	Paul Miles	1,024	31	0	0	0	1,056
1971	Paul Miles	1,285	30	0	0	0	1,215
1970	Bill Pittman	142	235	178	532	0	1,009
1969	Bob Zimpfer	15	785	247	81	0	1,128
1968	Fred Mathews	797	133	14	56	0	936
1967	Bob Zimpfer	538	128	379	384	0	1,429
1966	Joe Souliere	0	0	138	416	55	609
1965	Stew Williams	616	47	0	0	0	663

(FIR - fumble and interception return yardage)



RECORD BOOK • ALL-TIME ASSISTANT COACHES

Albers, Jeff - (GA) 89
Anderson II, Kevin - (GA) 14
Azzanni, Zach (GA) 01-02 (WR) 03-06
Babich, Bob - (ILB) 91
Baggett, Charlie - (DE) 78 (OB) 79-80
Banks, Tim - (GA) 96 (RB) 99 (DB) 00
Batson, Joey - (S&C) 90-91
Battershell, Carl - (OL) 73-74 (OT/TE) 75-76
Beckholt, Steve - (DC/DE/LB) 77 (DC/LB) 78
Beckman, Tim - (S) 98 (DC/AHC) 99-04
Bellard, Bruce - (AFRC) 48 (FR) 49-50 (AC) 51-54; 56
Benavidez, Eddie - (GA) 16
Bettcher, James - (DA) 06
Bird, Stephen - (WR/ST) 07-08
Bowers, John - (LB/REC) 01-02 (DE) 03 (S) 04-05
Brandon, Gregg (AHC/OC) 01-02
Bridge, Jim - (GA) 93 (TE) 00
Brock, Matt - (ST/N) 16
Brown, Jahmal (GA) 11-13
Bush, Jack - (RB) 91-92
Butler, Charles - (AC/OL) 77-79
Campbell, Matt - (GA) 03-04 (OL) 07 (OL/RGC) 08
Carney, Mark - (WR) 09-13
Cartwright, Kit - (S) 79-83
Chismar, Ron - (FR) 70 (OC) 71-73
Collis, Jim - (QB) 95
Cooks, Johnny - (DE) 75
Cornell, John - (GA) 97
Cox, Bud - (LI) 39-40 (AC) 41
Coyer, Larry - (DB) 73
Creason, Forrest - (FR) 51-54
Cunningham, Bruce - (GA) 90-91 (ILB) 92-93
Dawson, Dino - (RB) 94-95 (WR) 96-00
Dempsey, Rey - (OL) 71-72
Dengler, Andy - (GA) 88-89
Denstorff, Rick - (TE/RC) 96 (DL/RC) 97 (DL) 98-99
Devine, Steve - (C/G) 80-82
DiMuzio, T.J. - (GA) 09-10 (AOP) 11-12
Doegge, Seth - (REC) 16
Dowdle, Clint - (OPS) 09-12
Downard, Ryan - (OPS) 16
Dudley, Robert - (AC) 56; 59-60; 67-68 (OB) 69-70
Duncan, Scott - (OL) 83-85
Dunham, Vernon - (AC) 49-51
Durkin, Bill (OL) 10-13
Durkin, D.J. - (GA) 01-02 (DE) 05 (ST/LB) 06
Ebersbach, David - (OPS) 06-07
Edwards, Marcus - (GA) 12-13
Eliano, Perry - (ASC/DC/S) 16
Elko, Mike (DC/S) 09-13
Faragalli, Michael - (OC/QB/WR) 91 (OC/QB) 92-94; 96-99
Ferraro, Paul - (DC/SEC) 91-95 (AHC/DC/ILB) 96-98
Feyrer, Steven - (GA) 87-88
Finley, Dave - (DT/MG) 76
Fisher, Garry - (GA) 03
Fitch, Todd - (GA) 88 (WR/TE) 90
Freeman, Tom - (DL) 14 (AOL/TE) 15
Garver, Andy - (DL) 86-88 (OLB/ST) 89-90
Gaylord, Jack - (GA) 90
Gilbert, Sterlin - (COC/QB) 14
Gibson, Robert - (AC) 56; 59-60
Gonzales, Billy - (WR) 01-02
Gregory, Bruce - (VAC) 86-87 (WR) 93-95
Gonzaga, Adam - (SEC) - 07-08
Gunlock, William - (AC) 56
Haergaves, Vernon - (LB) 07
Hamby, Stephen - (OL) 16
Haneline, Chris - (GA) 04
Harbaugh, Jack - (AC) 68 (DB) 69-70
Harrah, Alan - (GA) 90
Heacock, Jim - (DL) 78 (DC/DL) 79-80 (AHC/DC/DL) 81
(AHC/DC/DE) 82

Hevesy, John - (T/TE) 01-02
Hillmann, Aaron (S&C) 01-09
Hockman, Ryan - (GA) 95
Hofner, Jim - (QB) 08
Hoke, Jon - (SEC) 84-86
Hood, Jay - (GA) 86-87
Hourigan, Brandon (S&C) 11-13
Hudak, Dan - (AFRC) 54
Hudson, Ron - (OL) 00
Huettel, Alex - (GA) 16
Humes, Kurt - (OLB) 87-88 (DC/ILB) 89-90
Hunter, John - (RB/RC) 06-13
Jackson, Carlos - (OC) 68-74
Jacobs, Mike - (C/G) 75-76
James, Vic - (GA) 93
Jacques, Russ - (SEC) 76-77
Jenkins, Brian - (RB) 00
Jones, James - (GA) 97
Joseph, Vance - (CB) 04
Kappas, Chris - (DGA) 11-12
Kaufman, Tom - (ST/LB) 14 (ST/DL) 15
Kilmer, Kevin - (COC/WR) 16
Kisselle, Tom - (AC) 67-68 (DE/LB) 69-71
Knecht, Lamar - (AFRC) 40
Kormazis, Mike - (AFRC) 40
Kuhns, Russ - (GA) 05-06
Landis, Paul - (AC) 26-32; 34 (FR) 38-39
Lea, Clark - (LB) 12
Leiman, Robert - (AFRC) 47 (GA/FR) 48
Lewis, Sean - (WR) 14 (COC/QB) 15
Ligaszesky, Bob - (OLB) 91-95 (OLB/ST) 96-98 (AHC/LB/ST) 99
Lovett, John - (DC/LB/DB) 05-06
Lowe, Max - (G/C) 90
Lucas, Tony - (GA) 10
Lynch, Mike - (RB) 14 (COC/OL/RB) 15
Maag, Charles - (ALC) 46
Mallory, William - (AC) 59-60
Mallone, Mike - (GA) 05
Malone, Terry - (TE/AOL) 86 (TE/OT) 87-88 (OL) 89
(OT/TE) 90-93 (OT/TE/RC) 94 (OC/OT/TE) 95
Mangili, Mike - (ILB) 86 (SEC) 87-90
Marsh, Fred - (FR) 40-41; 46-48
Marshall, Vincent - (GA) 14-15
Martz, Tim - (GA) 08-09
Maskill, Bill - (SEC) 74
Mattox, Matt - (COC/OL) 14
McCall, Mick - (QB) 03-06 (OC) 07
McCloud, Kim - (DC) 14 (AHC/WR) 15
McConnell, Tim - (WR) 81-82 (DC) 83 (DC/LB) 84-85
McDaniel, Larry - (DL) 11-13
McDonell, John - (OL) 09
Melvin, Deion - (LB) 07-08
Merb, Roger - (OC) 74-75
Mickens, Mike - (CB) 14-16
Miller, Jesse - (GA) 99-00
Miller, Mark - (WR) 83-85 (WR/QB) 86 (OC/QB/WR) 87-88
(WR/TE) 89
Miller, William - (GA) 90-91
Monroe, Nick - (DB) 10-15
Morrison, Benny - (LB) 16
Morrison, Shannon - (DC/SEC) 09
Morton, Jason - (OAC) 07
Moses, Wayne - (OB) 81-83
Muellich, George - (AC) 41-45 (LI) 46-47 (AC) 48-54
Mulbah, Asil - (GA) 09-11; 13
Mullen, Dan - (QB) 01-02
Murray, Mark - (OL) 96 (OT/TE) 97-99
Nehlen, Don - (AC) 67
Neviasser, Rob - (LB) 13
Nimtzt, Jim - (GA) 89
Oddo, Rocco - (GA) 92

Oliver, Reggie - (RB) 84-88 (OC/QB) 89 (OC/RB) 90
Olson, Ben - (GA) 14-15
Pace, Ian - (OAC) 09-12
Padron, Andy - (COC/QB) 16
Passinault, Tom - (GA) 90-91
Phillips, Doug - (DL) 07 (DL/RC) 08-09
Pinkel, Gary - (TE/WR) 77-78
Pusatari, Tony - (DL/K/ST) 91-95
Quarless, Jan - (DL) 83 (DE) 84 (OL) 85
Rasmussen, Mike - (OC/RB) 77-79 (OC/WR) 80
Reicosky, Tom - (AC) 67 (FR) 68-69
Reublin, Bob - (AHC/OL) 86-88 (AHC/DL) 89-90
Riesen, Pete - (B) 76 (AOL) 77 (DL) 82 (DAID) 83 (DL) 84
Rock, Brian - (GA) 86
Roper, John - (GA) 16
Rothenbuhler, Troy - (TE/RC) 03-06 (AHC) 07-08
Ruehl, Jim - (FR) 56 (AC) 59-60; 67-68 (DC) 69-71
Ruggiero, Warren - (OC/QB) 09-13
Russo, Mario - (DE/DT) 72 (DC) 73-75
Salon, Adam - (GA) 07 (OPS) - 08
Scheier, Adam (ST/TE) 09-13 (IHC) 13
Schembechler, Bo - (FR) 55
Schlosser, Merle - (AC) 54
Schmidt, Ed - (DL) 85
Seamonson, Alan - (ST/LB) 00
Seeliger, Scott - (DE) 79 (OT/TE) 80-82 (OC) 83-84
(AHC/G/C) 91-95
Shay, Derek - (GA) 14
Sherman, Brian - (GA) 96 (G/C) 97-99
Simmons, Bob - (WR) 76
Slutak, Dennis - (OPS) 13
Smerz, Jim - (GA) 87
Smith, Mark - (PTA) 84 (DL) 85
Solomon, Gerry - (LB) 79-82
Sowder, Andrew - (DPP) 14 (OWR) 15
Spagnuolo, Steve - (SEC) 96-97
Spencer, Sean - (ST/DT) 09-10
Springer, Dennis - (RB) 03-05 (DB) 06
Stadler, Alex - (GA) 13
Strahm, Dale - (FR) 71 (LB) 72-75 (LB/DC) 76
Strand, Andy - (GA) 98-99
Studrawa, Greg (G/C) 01-02 (OC) 03-06
Telander, Steve - (ILB) 94-95 (DL) 96
Thigpen, Tommy (CB) 01-02
Thompson, Doug - (GA) 54
Thompson, Larry - (DE) 76
Tranquill, Gary - (DB) 71 (DC/DB) 72
Uzelac, Elliot - (AC) 68 (OC) 69-70
Vanderlinden, Ron - (TE) 79
Wagner, Luke - (GA) 16
Walendzak, Dean - (GA) 92-93
Walton, Tim - (RB) 96-98 (SEC) 99
Ward, Brian - (DC/LB) 15 (IHC) 15
Ward, Mike - (S&C) 92-99 (DL) 00-06 (DC) 07-08
Watson, Stan - (GA) 08, (OLB) 09-11
White, Marcus - (DL) 16
Whittaker, James - (ABC) 46 (AFRC) 47 (SAC) 48 (AC) 49-50
Wilks, Steven - (DB) 03
Williams, Kenny - (QC/RC) 16
Wilson, Brad (GA) - 07
Wittke, Roy (OPS) 14 (RC) 15
Wood, John - (GA) 00
Wolfe, Bob - (OL) 86 (DE/ILB) 87-88 (RB) 89
Yates, Billy - (S&C) 16
Young, James - (FR) 59
Young, Nick - (QC/RC) 16
Young, Richard - (AC) 59 (FR) 60; 67

ABC – Assistant Backfield Coach	DB – Defensive Backs Coach	LI – Line Coach	RB – Running Backs Coach
AC – Assistant Coach	DC – Defensive Coordinator	MG – Middle Guards Coach	RC – Recruiting Coordinator
AFRC – Assistant Freshman Coach	DE – Defensive Ends Coach	N – Nickles Coach	RGC – Run Game Coordinator
AHC – Assistant Head Coach	DGA – Defensive Graduate Assistant	OB – Offensive Assistant Coach	REC – Receivers Coach
ALC – Assistant Line Coach	DL – Defensive Line Coach	OC – Offensive Backs Coach	S – Safeties Coach
AOL – Assistant Offensive Line Coach	DPP – Director of Player Personnel	OC – Offensive Coordinator	S&C – Strength and Conditioning Coach
AOP – Assistant Director of Operations	FR – Freshman Coach	OL – Offensive Line Coach	SAC – Student Assistant Coach
ASC – Associate Head Coach	G – Offensive Guards Coach	OLB – Outside Linebackers Coach	SEC – Secondary Coach
B – Backs Coach	GA – Graduate Assistant	OPS – Director of Operations	ST – Special Teams Coach
C – Centers Coach	GA/FR – Graduate Assistant Frosh Coach	OT – Offensive Tackles Coach	T – Tackles Coach
CB – Cornerbacks Coach	IHC – Interim Head Coach	OWR – Outside Wide Receivers Coach	TE – Tight Ends Coach
COC – Co-Offensive Coordinator	ILB – Inside Linebackers Coach	PTA – Part-time Assistant	VAC – Volunteer Assistant Coach
DA – Defensive Assistant Coach	K – Kicking Coach	QB – Quarterbacks Coach	WR – Wide Receivers Coach
DAID – Defensive Aid	LB – Linebackers Coach	QC – Quality Control Coach	



2017 BGSU FOOTBALL

12 MAC CHAMPIONSHIPS | 13 BOWL GAME APPEARANCES

RECORD BOOK • HONORS

RECORD BOOK

Academic All-Americans

1969.....Lawrence Kelly, DB (Third Team)
 1974.....John Boles, WR (Second Team)
 1975.....John Boles, WR (First Team)
Joe Russell, LB (Second Team)
 1976.....Dave Preston, TB (Second Team)
 1986.....Mike Otten, FB (Second Team)
 1988.....Pat Jackson, LB (Second Team)
 1989.....Pat Jackson, LB (First Team)
 1990.....Pat Jackson, TE (First Team)
 1992.....Bob Dudley, DL (Second Team)
 1993.....Bob Dudley, DL (Second Team)
 2003.....Craig Jarrett, TE (Second Team)
 2005.....Mike Thaler, DL (Second Team)
 2014.....Tyler Tate, K (First Team)
 2015.....Joseph Davidson, P (Second Team)
 2016.....Joseph Davidson, P (First Team)

NCAA Post Grad Scholarship

1976.....Dave Preston, TB
 1977.....Mark Miller, QB
 1990.....Pat Jackson, TE

National Football Foundation Post Graduate Scholarship

1977.....Mark Wichman, OL

Academic All-MAC (first team selections)

1965.....Heath Wingate, C
Frank Harpold, T
Heath Wingate, C
Jim Perry, HB
 1967.....Ernest George, T
Jim Perry, HB
 1968.....Al Silva, G
Lawrence Kelly, DB
Lawrence Kelly, DB
 1970.....Lawrence Kelly, DB
Don Plusquellic, QB
Don Plusquellic, QB
Garry Schaefer, DB
 1972.....Dave McMichael, C
Hal Watz, QB
 1973.....Joe Russell, LB
Hal Watz, QB
Dave McMichael, T
 1974.....John Boles, WR
Joe Russell, LB
John Boles, WR
 1975.....Monti Phillips, LB
Dave Preston, TB
Dave Preston, TB
Dave Dudley, WR
Greg Kampe, DB
 1977.....Greg Kampe, DB
Dave Dudley, WR
Mark Miller, QB
Mark Wichman, OT
Mike Wright, QB
Mike Callesen, LB
 1979.....Mike Callesen, LB
Jac Tomasello, DB
 1980.....Chip Otten, TB
Dan Shetler, WR
 1981.....Dave Hagaman, OT
Dayne Palsgrove, QB
Larry Stratton, DE
 1982.....Chip Otten, TB
Dave Hagaman, OT
Larry Stratton, DE
Joe Prchlik, DL
 1983.....Joe Kastl, OL
Larry Stratton, DL
Joe Prchlik, DL
 1984.....Joe Prchlik, DL
 1985.....Rick Neiman, QB
 1986.....Eric Smith, QB
Mike Otten, FB
 1987.....Kyle Kramer, FB
Mike Otten, FB
Eric Smith, QB
 1988.....Pat Jackson, LB
Pat Jackson, LB
Kyle Kramer, DB
Eric Smith, QB
 1989.....Pat Jackson, LB
Brett Landman, TE
 1990.....Pat Jackson, TE
Brett Landman, TE
Todd Powell, PK
 1991.....Brett Landman, TE
Chris Henwood, OL

.....Todd Powell, PK
Bob Dudley, DL
Joe Bair, DB
 1992.....Matt Foley, OL
Chris Henwood, OL
Bob Dudley, DL
Joe Bair, DB
 1993.....Bob Dudley, DL
Vince Palko, LB
Matt Foley, OL
Cal Bowers, OL
Steve Rodriguez, DB
Lee Boyer, LB
 1994.....Cal Bowers, OL
Brian Leaver, PK
Jason Peters, OL
Dave Bruhowzki, DL
Vince Palko, LB
 1995.....Cal Bowers, OL
Dave Bruhowzki, DL
 1996.....Dave Bruhowzki, DL
Kevin O'Neil, LB
 1997.....Kevin O'Neil, LB
Chris Haneline, LB
 2002.....Chris Haneline, LB
 2003.....Craig Jarrett, TE
 2005.....Jonathan Culp, OL
Terrill Mayberry, DB
Mike Thaler, DL
 2006.....Kory Lichtensteiger, OL
 2007.....Kory Lichtensteiger, OL
Kevin Huelsman, OL
Drew Nystrom, OL
 2008.....Cody Basler, LB
Craig Rutherford, LS
Jimmy Scheidler, TE
 2009.....Cody Basler, LB
Jimmy Scheidler, TE
Craig Rutherford, LS
 2013.....Chief Kekuewa, C
Tyler Beck, TE
Tyler Tate, K
Chris Pohlman, FB
Ronnie Goble, DB
 2014.....Zac Bartman, LB
Joseph Davidson, P
Logan Dietz, OL
Ryan Hunter, OL
Nate Locke, LB
Gabe Martin, LB
Monti Phillips, LB
Christian Piazza, OL
Chris Pohlman, TE
John Jacquot, DT
Paul Senn, LB
Ben Steward, OL
Tyler Tate, K
 2015.....Zac Bartman, LB
Terrance Bush, DL
Joseph Davidson, P
Logan Dietz, OL
Ryan Hunter, OL
Nate Locke, LB
Alfonso Mack, DB
Trevor Roop, DB
Ben Steward, OL
Tyler Tate, K
Donovan Wilson, RB

MAC Distinguished Scholar Athlete

2014.....Zac Bartman, LB
Joseph Davidson, P
Nate Locke, LB
Gabe Martin, LB
Chris Pohlman, TE
Ben Steward, OL
Tyler Tate, K
 2015.....Joseph Davidson, P
Ryan Hunter, OL
Nate Locke, LB
Alfonso Mack, DB
Ben Steward, OL
Tyler Tate, K

College All-Stars

1960.....Bernie Casey, TB
 1962.....Bob Reynolds, OT
 1971.....Phil Villapiano, DE
 1972.....Tony Bell, DB

All-American Bowl

1959.....Bob Zimpfer, T
 1960.....Jerry Colaner, G
 1962.....Bob Reynolds, T

North-South

1959.....Bob Zimpfer, T

Senior Bowl

1961.....Jerry Croft, T
 1966.....Mike Weger, DB
 1971.....Phil Villapiano, DE
 2003.....Josh Harris, QB
 2007.....Kory Lichtensteiger, OL

East-West Shrine Classic

1960.....Bernie Casey, TB
 1973.....Tony Bell, DB
 1975.....Steve Studer, C
 1978.....Jeff Groth, WR
 1985.....Brian McClure, QB
 1999.....Jason Strasser, PK
 2001.....Brandon Hicks, NG
 2002.....Dennis Wendel, OL
 2004.....Scott Mruzckowski, C
 2009.....Freddie Barnes, WR

Rotary Gridiron Classic

2001.....Brandon Hicks, NG

Blue-Gray Classic

1955.....Jack Hecker, E
 1956.....Jack Giroux, FB
 1961.....Jerry Croft, T
 1966.....Mike Weger, DB
 1970.....Phil Villapiano, DE
 1983.....Martin Bayless, DB
(Defensive Player of the Game)
 1986.....Gerald Bayless, TE
 1992.....Mark Szlachcic, WR
 1994.....Brian Leaver, PK

Canadian-American Bowl

1977.....Mark Miller, QB
 1978.....Dirk Abernathy, DB

Hula Bowl

2005.....P.J. Pope, RB

All-Ohio Shrine Classic

1972.....John Czerwinski, T
Earl Hargrove, MG
 1973.....John Jacquot, DT
Phil Polak, FB
Tom Hall, LB
 1974.....Joe Russell, LB
Nick Obrovac, OT
 1975.....Gene Jones, OT
Kevin Clayton, LB
Art Thompson, DB
 1976.....John Obrock, OT
Tommy Steele, OG
Steve Kuehl, TB
Dave Brown, MG

Las Vegas All-Star Classic

2005.....Charles Sharon, WR
Steve Sanders, WR

Rimington Award Finalist

2007.....Kory Lichtensteiger, OL

Fred Biletnikoff Award Finalist

2009.....Freddie Barnes

ABC/CBS Chevrolet Player of the Game

1972.....Phil Polak, FB vs. Miami
 1972.....John Villapiano, LB vs. Miami
 1977.....Mark Miller, QB vs. C. Michigan
 1980.....Todd Gates, DT vs. C. Michigan
 1982.....Chip Otten, TB vs. Miami
 1992.....Artie Mangham, LB vs. Ohio State
 2004.....Omar Jacobs, QB vs. Oklahoma

California Bowl Player of the Game

1982.....Chip Otten, TB vs. Fresno State
 1982.....Jac Tomasello, DB vs. Fresno State
 1985.....Greg Meehan, WR vs. Fresno State
 1991.....Mark Szlachcic, WR vs. Fresno State

MAC Championship Game MVP

2013.....Matt Johnson, QB vs. N. Illinois
 2015.....Travis Green, RB vs. N. Illinois

Motor City Bowl MVP

2003.....Josh Harris, QB vs. Northwestern

GMAC Bowl MVP

2004.....Omar Jacobs, QB vs. Memphis

GMAC Offensive MVP

2004.....Steve Sanders, WR vs. Memphis

GMAC Defensive MVP

2004.....Mitchell Crossley, DE vs. Memphis

GMAC Special Teams MVP

2004.....Shaun Suisham, K vs. Memphis
 2007.....Roger Williams, KR vs. Tulsa

Humanitarian Bowl MVP

2009.....Freddie Barnes vs. Idaho

Camellia Bowl Bart Starr MVP

2014.....James Knapke vs. South Alabama

Columbus TD Club Sammy Baugh Award

1985.....Brian McClure, QB
 2015.....Matt Johnson, QB

Columbus TD Club Paul Warfield Award

2015.....Roger Lewis, WR

MAC Vern Smith Leadership Award

1984.....Brian McClure, QB
 1985.....Brian McClure, QB
 1991.....Erik White, QB
 1992.....Erik White, QB
 2015.....Matt Johnson, QB

MAC Offensive Player of the Year

1983.....Brian McClure, QB
 1984.....Brian McClure, QB
 1985.....Brian McClure, QB
 1991.....Erik White, QB
 1992.....Erik White, QB
 2004.....Omar Jacobs, QB
 2015.....Matt Johnson, QB

MAC Defensive Player of the Year

1970.....Phil Villapiano, DE
 1993.....Vince Palko, LB
 1994.....Vince Palko, LB
 2012.....Chris Jones, DT

MAC Lineman of the Year

1969.....Joe Green, NG

MAC Freshman of the Year

1982.....Brian McClure
 1998.....Kurt Gerling
 2011.....Anthon Samuel

MAC Coach of the Year

1982.....Denny Stolz
 1985.....Denny Stolz
 1991.....Gary Blackney
 1992.....Gary Blackney
 2001.....Urban Meyer

MAC Hall of Fame

1988.....Doyt Perry
 1992.....Phil Villapiano
 1994.....Don Nehlen

Ohio Collegiate Coach of the Year

1956.....Doyt Perry
 1959.....Doyt Perry
 1985.....Denny Stolz
 1992.....Gary Blackney

Highest National Rankings

1985.....19th, ESPN
20th, AP
22nd, CNN/USA Today
 2002.....16th, ESPN/USA Today
20th, AP
 2003.....15th, AP
20th, ESPN/USA Today
16th, BCS



RECORD BOOK • HONORS

ALL-NW OHIO CONFERENCE

1922
F.G. Skibbie.....LE
Ralph Castner.....LG
Robert Younkin.....C
Solon Hesrick.....QB
Ernest Etoll.....LT (2nd)
Earl Leiter.....RG (2nd)
Carl Bachman.....RE (2nd)
Bert Ryder.....RH (2nd)
Caryle Kennedy.....G (HM)
Orville Raberding.....HB (HM)
Homer Moscoe.....HB (HM)
Al McMann.....FB (HM)

1926
Herb Fish.....LT
Ora Knecht.....RG
Mac's Leitman.....HB
Hayden Olds.....FB
Harry Gwynn.....C (2nd)
Harry Crawford.....RE (2nd)
Byron Saneholtz.....QB (2nd)

1927
Herb Fish.....LT
Ora Knecht.....LG
Forrest Warner.....RG
Forrest Helvoight.....RT (2nd)
Mac's Leitman.....HB (2nd)
Fred Carroll.....FB (2nd)

1928
Howard Filiere.....LE
Herb Fish.....LT
Chet Chapman.....LG
Benny Pencheff.....HB
Fred Carroll.....FB
Harry Gwynn.....C (2nd)
Forrest Helvoight.....RT (2nd)
Mac's Leitman.....HB (2nd)

1929
Chet Chapman.....RE
Cliff Stevenson.....C
Howard Goldner.....LT
Harold Treece.....HB
George Evans.....RT (2nd)
Willard Ault.....LG (2nd)
Doyt Perry.....QB (2nd)

1930
Chet Chapman.....LT
Cliff Stevenson.....C
Fred Marsh.....RG
Doyt Perry.....QB
Harry Traub.....LG (2nd)
Kenneth Gill.....FB (2nd)

1931
Doyt Perry.....QB
Cliff Stevenson.....C
Harry Traub.....RT
Fred Marsh.....LG (2nd)
Don Stevenson.....RE (2nd)
John Orwick.....HB (2nd)

ALL-OHIO CONFERENCE

Legend
INS-International News Service
AP-Associated Press
UPI-United Press International
1-first team; 2-second team
3-third team; HM-honorable mention

1933
Carl Stephens.....T (INS-1)
Ford Murray.....QB (INS-HM)

1934
James Inman.....FB (INS-1)
John Ihnat.....T (INS-HM)
Robert Lewis.....HB (INS-HM)

1938
Edmund Siminski.....T (INS-3)
Lamar Knecht.....G (INS-3)

1939
Edmund Siminski.....T (INS-1)
Lamar Knecht.....G (INS-1)
Steve Brudzinski.....HB (INS-1)
Robert Barnett.....G (INS-HM)
George Madaras.....E (INS-HM)
Ed Wellner.....HB (INS-HM)
Charles Catanese.....FB (INS-HM)

1940
Steve Brudzinski.....QB (INS,AP-1)
Robert Barnett.....G (INS,AP-2)
Charles Catanese.....C (INS-2, AP-HM)
Emil Ihnat.....T (INS-HM)
Edward Wellner.....HB (INS-HM)

1941
Stanley Yoder.....HB (INS,AP,UPI-1)
Emil Ihnat.....T (AP,UPI-1,INS-3)
Edward Wellner.....HB (UPI,INS-2, AP-3)
Wayne Bordner.....E (INS,AP,UPI-3)
Dewey Johnson.....HB (AP,UPI,INS-HM)

ALL-OHIO

(all Ohio schools except Ohio State)
INS-International News Service
AP-Associated Press
UPI-United Press International
1-first team; 2-second team
3-third team; HM-honorable mention

1928
Chester Chapman.....G (INS-1)

1929
Chester Chapman.....E (INS-3)

1930
Chester Chapman.....T (INS-2)

1931
Harry Traub.....T (INS-2)
Cliff Stevenson.....C (INS-HM)
Doyt Perry.....QB (INS-HM)

1933
Carl Stephens.....T (INS-1)
Ford Murray.....QB (INS-3)

1934
James Inman.....FB (INS-HM)

1939
Edmund Siminski.....T (AP,INS,UPI-1)
Lamar Knecht.....G (AP-1, INS,UP-2)
Steve Brudzinski.....HB (AP,UPI-2, INS-HM)
Robert Barnett.....G (INS,AP-HM)
Charles Catanese.....FB (INS,AP-HM)
Carlton Riddle.....C (AP-HM)
Adolph Madaras.....E (AP-HM)
Edward Wellner.....HB (AP-HM)

1940
Steve Brudzinski.....HB (INS-1)
Robert Barnett.....G (INS,UPI-2)

1941
Stanley Yoder.....HB (AP,UPI-1, INS-2)

1942
Wayne Bordner.....E (UPI-2)

1943
Arthur Mergenthal.....T (INS,UPI-1)
Don Mohr.....E (UPI-1, INS-2)
Al DiMarco.....QB (INS-1, UPI-2)
Wayne Bordner.....E (INS-1, UPI-2)
Donald Harris.....G (INS-2)

1944
Don Mohr.....E (UP-1)
Brenton Kirk.....T (UP-2)

1945
James Knierim.....E (UP-2)
Patrick Mulvihill.....HB (UP-2)

1946
Max Minnich.....HB (AP-2)
Wayne Bordner.....E (AP-HM)

1947
Lester Rideout.....T (AP,INS-1)
Jack Woodland.....FB (AP-2, INS-3)
Wayne Bloker.....C (INS-3, AP-HM)
Vern Dunham.....E (INS-2)
Bruce Bellard.....G (AP-HM)

1948
Max Minnich.....HB (INS-1, AP-3)
Vern Dunham.....E (AP-1, INS-2)
Jack Woodland.....HB (AP,INS-HM)
Robert Schnelker.....E (AP-2)

1949
Robert Schnelker.....E (INS-1, AP-2)
Jack Woodland.....HB (INS-1, AP-2)
Willis Secor.....C (INS-3)
Don Frail.....E (INS-HM)
Ed Kuntz.....T (INS-HM)
Fred Snell.....G (INS-HM)
Leroy Silvani.....G (INS,AP-HM)
Rodney Lash.....HB (INS-HM)

1951
Fred Durig.....FB (AP,INS-1)
Ollie Glass.....C (AP-3)
Lloyd Parkson.....T (AP-HM)

1952
James Ladd.....E (INS,AP-1)
Fred Durig.....FB (INS,AP-1)

1953
James Ladd.....E (INS,AP,UPI-1)
Bill Bradshaw.....QB (UPI-HM)
Lester Green.....G (UPI-HM)

1954
Jack Hecker.....E (INS,AP-HM)
Bill Bradshaw.....HB (INS,AP-HM)

1955
Jack Hecker.....E (AP,INS,UPI-1)
Kenneth Russell.....T (INS,UPI-2)
John Murnen.....G (AP,INS,UPI-HM)
James Bryan.....QB (AP,INS,UPI-HM)
Carlos Jackson.....HB (INS,UPI-2, AP-HM)

Tom Kisselle.....E (UPI-HM)
Fred Koch.....T (UPI-HM)
Harold Peek.....C (UPI-HM)
Vic DeOrio.....HB (UPI-HM)

1956
Kenneth Russell.....T (INS,UPI-1)
John Murnen.....G (INS,UPI-1)
Vic DeOrio.....HB (INS,UPI-1)
Harold Peek.....C (INS-1, UPI-2)
Jack Giroux.....FB (INS-1, UPI-2)
Ed Janeway.....E (INS-2, UPI-HM)
Karl Koefper.....T (UPI-HM)
Don Nehlen.....QB (UPI-HM)

1957
Larry Baker.....T (INS-1)
Tim Murnen.....G (INS,UPI-1)
Don Nehlen.....QB (INS,UPI-2)
Vic DeOrio.....HB (INS-2)
Ed Janeway.....E (INS,UPI-3)
Karl Koefper.....T (UPI-1, INS-2)

1958
Tom Colaner.....E (UPI-1)
Bob Zimpfer.....T (UPI-1)
Ray Reese.....G (UPI-1)
Bob Colburn.....QB (UPI-1)
Jerry Roberts.....E (UPI-HM)
Larry Baker.....T (UPI-HM)
Chuck Ramsey.....G (UPI-HM)
Bob Ramlow.....HB (UPI-HM)

1959
Bob Zimpfer.....T (UPI-1)
Bob Colburn.....QB (UPI-1)
Chuck Ramsey.....G (UPI-2)
Bernie Casey.....HB (UPI-2)
Bob Bird.....T (UPI-HM)
Jerry Dianiska.....FB (UPI-HM)

1960
Jerry Colaner.....G (UPI-1)
Don Lisbon.....HB (UPI-2)
Ralph White.....T (UPI-3)
Larry Smith.....E (UPI-HM)
Bob Bird.....T (UPI-HM)
Ron Williams.....C (UPI-HM)
Bernie Casey.....HB (UPI-HM)



2017 BGSU FOOTBALL

12 MAC CHAMPIONSHIPS | 13 BOWL GAME APPEARANCES

RECORD BOOK • HONORS

RECORD BOOK

BGSU MVP

1927.....	Forrest Warner, G
1928.....	Chet Chapman, G
1929.....	Harold Treece, HB
1930.....	Chet Chapman, T
1931.....	Clifford Stevenson, C
1932.....	Ford Murray, QB
1933.....	Carl Stephens, T
1934.....	Richard Wallace
1935-38.....	None selected
1939.....	Ed Siminski, T
1940.....	Steve Brudzinski, HB
1941.....	Stanley Yoder, HB
1942.....	Wayne Bordner, E
1943.....	Art Mergenthaler, V-12, T
1944.....	Al DiMarco, V-12, QB
1945.....	Patrick Mulvihill, V-12, HB
1946.....	Wayne Bordner, E
1947.....	Jack Woodland, FB
1948.....	Max Minnich, HB
1949.....	Jack Woodland, FB
1950.....	Richard Pont, HB
1951.....	Fred Durig, FB
1952.....	Fred Durig, FB
1953.....	Bill Bradshaw, QB
1954.....	Bill Bradshaw, QB
1955.....	Carlos Jackson, HB
1956.....	Jack Giroux, HB
1957.....	Tim Murnen, LB
1958.....	Harold Furcron, HB
1959.....	Bob Colburn, QB
1960.....	Jerry Colaner, G Don Lisbon, FB
1961.....	Jerry Croft, T
1962.....	Don Lisbon, HB Gary Sherman, G Jim Wisser, FB
1963.....	Jim Wisser, FB
1964.....	Jay Cunningham, HB
1965.....	Mike Weger, DB
1966.....	Mike Weger, DB
1967.....	Dave Seiter, DE
1968.....	Dennis Zolciak, LB
1969.....	Joe Green, MG
1970.....	Phil Villapiano, DE
1971.....	Paul Miles, TB
1972.....	Fred Sturt, G Phil Polak, FB Paul Miles, TB
1973.....	Paul Miles, TB
1974.....	Dave Preston, TB
1975.....	Dan Saleet, FB
1976.....	Mark Miller, QB
1977.....	Mark Miller, QB
1978.....	Jeff Groth, WR
1979.....	Mike Wright, QB
1980.....	Todd Gates, DT
1981.....	Craig Valentine, NT
1982.....	Andre Young, DT
1983.....	Martin Bayless, DB
1984.....	Brian McClure, QB
1985.....	Brian McClure, QB
1986.....	Paul Schweitzer, LB
1987.....	John Hunter, LB
1988.....	Kyle Kramer, DB
1989.....	Ronald Heard, WR
1990.....	Keith Pace, LB
1991.....	Erik White, QB
1992.....	Erik White, QB
1993.....	Vince Palko, LB
1994.....	Ryan Henry, QB
1995.....	Chad Bukey, OL
1996.....	Courtney Davis, TB
1997.....	Kevin O'Neill, LB
1998.....	Junior Williams, DB
1999.....	Kurt Gerling, WR (Off.) Joe O'Neill, LB & Brandon Hicks, NG (Def.)
2000.....	David Bautista, WR (Off.) & Brandon Hicks, NG (Def.)
2001.....	Brandon Hicks, NG
2002.....	Josh Harris, QB
2003.....	Josh Harris, QB
2004.....	Omar Jacobs, QB
2005.....	Charles Sharon, WR
2006.....	Devon Parks DL, Kory Lichtensteiger OL
2007.....	Kory Lichtensteiger, OL
2008.....	Diyral Briggs, DL
2009.....	Tyler Sheehan, QB, Freddie Barnes, WR

Coaches' Award

The Coaches' Award honors the player who represents a truly outstanding attitude toward Falcon Football.

1979.....	Doug Wiered
1980.....	Alvin Howard

1981.....	Rick Iverson
1982.....	Rick Deutsch
1983.....	Dayne Palsgrove
1984.....	Dean Hall
1985.....	Dan Schriener
1986.....	Chris Neal
1987.....	Greg Studrawa
1988.....	David Hayes
1989.....	Steve Spray
1990.....	Dal McDonald
1991.....	Mike Calcagno
1992.....	LeRoy Smith
1993.....	Matt Foley Lee Boyer
1994.....	Charlie Williams
1995.....	Darius Card Trevor Stover
1996.....	Brian Manns Junior Williams
1997.....	Chioke Bradley
1998.....	Adam Lige
1999.....	Kevin Steinke
2000.....	Eric Curl
2001.....	Chad Long
2002.....	Andy Sahm
2003.....	Cornelius McGrady, Todd DiBacco
2004.....	Cornelius McGrady, Todd DiBacco
2005.....	John Nicholson, Derrick Lett
2006.....	John Lanning
2007.....	Pete Winovich
2008.....	John Haneline
2009.....	Brady Minturn

Doyt L. Perry Award

The Doyt L. Perry Award honors a distinguished contributor to Falcon football.

1979.....	Ted Wolfram
1980.....	Glenn Sharp
1981.....	Don Contris
1982.....	Ken Schoeni
1983.....	Sandie Middleton
1984.....	Kermit Stroh
1985.....	Jon Treece
1986.....	Earl Rupright
1987.....	Tom Noe
1988.....	Mona Contris
1989.....	Jean Panning
1990.....	Ken Kavanagh
1991.....	Jack Gregory
1992.....	Jim Brennan
1993.....	John Laskey
1994.....	Dr. Paul Olskamp
1995.....	Ray & Teresa Frick
1996.....	Tim Dunn
1997.....	Rod Noble
1998.....	Kerm Rudolph
1999.....	Eric Brickman
2000.....	Ed Reiter
2001.....	J.D. Pugh
2002.....	Jerry Batt
2003.....	Mark Brecklin
2004.....	J. Robert Sebo
2005.....	Dr. Rick Barker
2006.....	Lois Brecklen
2007.....	Van & Tracy Wright
2008.....	Joe Sharp

Glenn Sharp Award

The Glenn Sharp Award honors a former Falcon athlete who, since graduation, has achieved success in his chosen profession, given back to the program, and overall has demonstrated the strong qualities of service, commitment, and loyalty that continuously enhances the reputation of the BGSU football family.

1995.....	Dean Hull
1996.....	Tom Vogtsberger
1997.....	Ed Ferkany
1998.....	Ron Zwielerin
1999.....	Chet Boyer
2000.....	Jerry Batt
2001.....	Dave Preston
2002.....	Ryan Wingrove
2003.....	Bill Bradshaw
2004.....	T.J. Carswell, James Hawkins
2005.....	Ed Phillips
2007.....	Cal Bowers
2008.....	Vince Palko
2009.....	John Hunter

Carlos Jackson

Memorial Award

The Carlos Jackson Memorial Award honors the player who makes the biggest contribution to the team in the areas of leadership, inspiration and extra effort. The late Carlos Jackson was a football letterman in 1955 and 1956 and assistant football coach from 1968 to 1973.

1974.....	Dave Kulik
1975.....	Mark Conklin
1976.....	Bill Eysen
1977.....	None
1978.....	Dirk Abernathy
1979.....	John Fitzpatrick
1980.....	John Park
1981.....	Carl Rosser
1982.....	Terry Gyetvai
1983.....	Lamont Wagner
1984.....	Mark Dowdell
1985.....	Troy Dawson
1986.....	Dean Bryson
1987.....	Joe Foley Greg Johnson
1988.....	Shawn Daniels
1989.....	Shawn Zimmerman
1990.....	Brian Sherman
1991.....	Brian Sherman
1992.....	Dave Bielinski
1993.....	Clint Frazier
1994.....	Vince Palko
1995.....	Jason Woullard
1996.....	Courtney Davis
1997.....	John Kuck
1998.....	Tony Holcomb
1999.....	Brent Martin
2000.....	D.J. Durkin
2001.....	Garry Fisher
2002.....	Jon Mazur
2003.....	Mike Malone/Will Teague
2004.....	Andrew Hart
2005.....	Terrill Mayberry
2006.....	Brad Williams
2007.....	Loren Hargrove
2008.....	Jeff Fink
2009.....	Tyler Sheehan

President's Award

The President's Award honors the player who combines athletic and academic achievement.

1979.....	Mike Callesen
1980.....	Dan Shetler
1981.....	Doug Carr
1982.....	Dave Hagaman
1983.....	Joe Kastl
1984.....	Joe Prchlik
1985.....	Rick Nieman
1986.....	Mike Otten
1987.....	Mike Otten
1988.....	Pat Jackson
1989.....	Pat Jackson
1990.....	Tom Shehab
1991.....	Brett Landman
1992.....	Jeff Rottinghaus
1993.....	Bob Dudley
1994.....	Jason Peters
1995.....	Cal Bowers
1996.....	Dave Bruhowzki
1997.....	Kevin O'Neill
1998.....	Dana Johnson
1999.....	Jason Strasser
2000.....	Rob Fehrman
2001.....	Chris Haneline
2002.....	Chris Haneline
2003.....	Craig Jarrett
2004.....	Andy Grubb
2005.....	Jonathan Culp
2006.....	Jon Jakubowski
2007.....	Kevin Huelsman
2008.....	Marques Parks
2009.....	Jimmy Scheidler

Ken Schoeni Award

The Ken Schoeni Award is awarded to the player who best demonstrates the attributes of mental toughness, commitment, perseverance and a burning desire to succeed.

1996.....	Bob Niemet
-----------	------------

1997.....	Joe O'Neill
1998.....	Tony Holcomb
1999.....	Bob Niemet
2000.....	D.J. Durkin
2001.....	Chris Della Vella
2002.....	Kurt Gerling
2003.....	Jerry Wagner/Marcus Allen
2004.....	Rick Mauer/Robert Haley
2005.....	T.J. Carswell/James Hawkins
2006.....	B.J. Lane
2007.....	Ken Brantley
2008.....	Pat Watson
2009.....	Nick Davis

Orange Helmet Award

The Orange Helmet Award is presented to a player who possesses the most spirit, intensity and passion for football.

2001.....	Chad Long
2002.....	Greg Kupke
2003.....	Jason Morton/Jimmy Williams
2004.....	Cole Magner
2005.....	P.J. Pope
2006.....	Terrel White
2007.....	Sean O'Drobinak
2008.....	Nate Waldron
2009.....	Cody Basler

Future Award

The Future Award is presented to a rookie who show outstanding scout team effort.

2001.....	T.J. Carswell
2002.....	Jamien Johnson
2003.....	Devon Parks
2004.....	Kory Lichtensteiger, Pete Winovich
2005.....	Antonio Smith
2006.....	Jahmal Brown
2007.....	Willie Geter/Sinisa Vrvilo
2008.....	Adrien Spencer
2009.....	Chris Jones

Captains Award

The Captains Award is voted on by team members.

2001.....	Khary Campbell Kurt Gerling, Ryan Wingrove Malcolm Robinson
2002.....	Chris Haneline, Jon Mazur, Andy Sahm, Robert Redd
2003.....	Craig Jarrett, Jovon Burkes, Mitch Hewitt, Josh Harris
2004.....	Jovon Burkes, Keon Newton Cole Magner, Scott Mruczkowski
2005.....	Teddy Piepkow, Steve Sanders, Rob Warren, Mike Thaler, Omar Jacobs
2006.....	Ken Brantley, Kory Lichtensteiger Devon Parks, Brad Williams
2007.....	Loren Hargrove, Kory Lichtensteiger, Antonio Smith, Corey Partridge, Sean O'Drobinak
2008.....	Antonio Smith, John Haneline, Jeff Fink, Corey Partridge, Brandon Curtis
2009.....	Tyler Sheehan, Freddie Barnes, Jahmal Brown, Jimmy Scheidler, Cody Basler

Aaron Richardson

Award

The Aaron Richardson Award is given to the top walkon in the program. Richardson was a member of the Falcons for one day when he died suddenly in practice in 2004.

2004.....	Andy Wenstrup
2005.....	Aaron Burkart
2006.....	Matt Emans, Tommy Smith
2007.....	Garth Hartung
2008.....	Zach Akenberger
2009.....	Justus Jones




RECORD BOOK • HALL OF FAME


BGSU HALL OF FAME




Bill Bradshaw




Bernie Casey




Paul Miles



Bob Schnelker



Cris Shale



John Spengler

Player	Inducted	Player	Inducted
Carl C. Bachman '25	1966	Kenneth Mollenkopf '31	1965
George Baldwin '47	1991	John T. Murnen '58	1979
Martin Bayless '84	1989	Ford Murray '35	2005
Bruce Bellard '48	1984	Donald E. Nehlen '58	1978
Ronald Blackledge '60	1972	Hayden Olds '27	1983
Wayne M. Bordner '46	1980	Vince Palko '95	2006
William H. Bradshaw '55	1987	Charles E. Perry '59	1986
Steve L. Brudzinski '41	1967	Doyt L. Perry '32	1971
Charles Buckenmeyer '46	1973	R. David Preston '77	1982
Bernard T. Casey '61	1966	Ronnie Redd '95	2008
Chester A. Chapman '32	1965	Bill Regnier '64	2005
Charles S. Clucas '21	1967	Robert L. Reynolds '64	1973
Robert Colburn '60	1977	James A. Rivers '67	1981
Jay Cunningham '65	1991	Kenneth E. Russell '57	1967
Victor DeOrio '59	1977	Allen Sawdy, Trainer	1967
Vern Dunham '49	1989	Robert Schnelker '51	1964
Fred E. Durig '53	1975	Cris Shale '91	1996
Harold I. Filiere '29	1969	Glenn M. Sharp, Eq. Manager	1982
Jack E. Giroux '57	1980	Edmund J. Siminski '40	1965
Joseph D. Green '70	1975	Franklin G. Skibbie '26	1964
Jeff Groth '79	1984	Doug Smith '78	1986
Josh Harris '04	2016	Larry Smith '62	1991
John A. Hartman '35	1966	John Spengler '81	1989
Ron Heard '90	2005	Warren E. Steller, Coach	1965
Jack Hecker '56	1964	Clifford A. Stevenson '32	1967
Stan Hunter '86	1992	Claitus Stough '20	1991
James R. Inman '37	1966	Fred Sturt '73	1992
Carlos Jackson '58	1977	Mark Szlachcic '93	2003
Dewey B. Johnson '46	1968	Andy Tracy '96	2006
Kyle Kramer	2011	Phillip Villapiano '71	1976
James C. Knierim '48	1970	Michael R. Weger '67	1972
James W. Ladd '54	1969	Erik White '93	2003
Ivan E. Lake '24	1964	Robert H. Whittaker, Coach	1968
Brian Leaver '24	2006	Earl R. Wittmer '24	1966
Macs Leitman '30	1971	Stew Williams '67	1991
Donald Lisbon '63	1980	Jack B. Woodland '49	1967
Adolph Madaras '40	1995	Dick Young, Asst. Coach	2000
Fred Marsh '33	1985	Andre Young	2004
David B. Martin '47	1970	Jim Young '56	1988
Dave McClain '60	1986	Robert A. Younkin '26	1965
Brian McClure '85	1991	Robert Zimpfer '60	1974
Paul Miles '74	1990	1959 Team	2013
Mark Miller '78	1983		

DOYT L. PERRY

1988 College Football Hall of Fame Inductee

The year 1988 will be fondly remembered by many who are associated with the football program at BGSU. That year Doyt L. Perry, a former player, coach and administrator was recognized by the National Football Foundation with its top honor, induction into the College Football Hall of Fame.

Perry traveled to New York in December of 1988 for the Foundation's Hall of Fame dinner and was officially enshrined into the College Football Hall of Fame in June, 1989, in ceremonies held at Kings Island, Ohio.


Perry's association with BGSU dates back to the 1920s when he lettered nine times in three sports (football, basketball and baseball). The Croton, Ohio native received his degree in 1932. He began coaching on the high school level before becoming an assistant at Ohio State in 1951.

Perry returned to his alma mater in 1955, leading the football program to a 77-11-5 (.855) record over the next 11 years. His teams won five Mid-American Conference titles and one national college division championship in 1959. Perry's winning percentage ranks fifth on the all-time NCAA list.

Perry, who retired from coaching in 1964 to become BGSU's athletic director, developed such outstanding coaches as Bill Mallory, Don Nehlen, Larry Smith, and the late Dave McClain. Many more of Perry's former assistants and players have gone on to enjoy success in the coaching profession.

Perry passed away in February of 1992. At his memorial service former Michigan coach Bo Schembechler, an assistant on Perry's 1955 staff, said, "I don't believe I can name a coach, anywhere, anytime, anyhow, who did it better than Doyt Perry."

A documentary on Perry's career was released in May of 1998. It was produced by WBGU-TV.





2017 BGSU FOOTBALL

12 MAC CHAMPIONSHIPS | 13 BOWL GAME APPEARANCES

RECORD BOOK • MILESTONES

RECORD BOOK

100-YARD RUSHERS

Date	Opponent	Name	Car.	Yds.	Score
11/25/16	Buffalo.....	Fred Coppet	20	160	27-19
		Josh Cleveland	16	109	27-19
		Donovan Wilson	25	107	27-19
11/15/16	Kent State.....	Donovan Wilson	30	146	42-7
		Josh Cleveland	8	131	42-7
		Fred Coppet	19	105	42-7
11/9/16	at Northern Illinois.....	Donovan Wilson	21	119	38-28
		Fred Coppet	16	116	38-28
10/15/16	at Toledo.....	Fred Coppet	17	104	35-42
10/1/16	Eastern Michigan.....	Fred Coppet	25	141	25-28
9/17/16	Middle Tennessee State.....	Josh Cleveland	18	153	21-41
		Fred Coppet	27	117	21-41
12/4/15	vs. Northern Illinois.....	Travis Greene	29	183	34-14
11/24/15	at Ball State.....	Fred Coppet	11	108	48-10
		Matt Domer	3	105	48-10
11/11/15	at Western Michigan.....	Travis Greene	24	170	41-27
11/4/15	Ohio.....	Travis Greene	13	106	62-24
10/10/15	UMass.....	Travis Greene	15	122	62-38
10/3/15	at Buffalo.....	Travis Greene	17	119	28-22
9/12/15	at Maryland.....	Fred Coppet	15	109	48-27
12/5/14	vs. Northern Illinois.....	Travis Greene	18	105	17-52
11/28/14	Ball State.....	Travis Greene	14	159	24-41
		Fred Coppet	16	140	24-41
11/12/14	Kent State.....	Andre Givens	38	157	30-20
11/4/14	at Akron.....	Fred Coppet	18	113	27-10
		Andre Givens	14	101	27-10
9/27/14	at UMass.....	Travis Greene	20	110	47-42
9/13/14	Indiana.....	Travis Greene	24	123	45-42
9/6/14	VMI.....	Travis Greene	18	129	48-7
12/6/13	vs. Northern Illinois.....	Travis Greene	26	133	47-27
11/29/13	at Buffalo.....	Travis Greene	30	129	24-7
11/23/13	at Eastern Michigan.....	Travis Greene	15	126	58-7
11/12/13	Ohio.....	Travis Greene	22	149	49-0
11/5/13	at Miami.....	Travis Greene	14	112	45-3
10/5/13	UMass.....	Travis Greene	22	160	28-7
9/28/13	Akron.....	Travis Greene	24	142	31-14
9/21/13	Murray State.....	Travis Greene	17	133	48-7
9/7/13	at Kent State.....	Travis Greene	24	145	41-22
11/7/12	at Ohio.....	Anthon Samuel	29	181	26-14
10/27/12	Eastern Michigan.....	John Pettigrew	24	136	24-3
10/13/12	Miami.....	Anthon Samuel	22	171	37-12
10/6/12	at Akron.....	Anthon Samuel	15	117	24-10
9/29/12	Rhode Island.....	Anthon Samuel	17	127	48-8
9/15/12	at Toledo.....	Anthon Samuel	16	112	15-27
10/22/11	Temple.....	Anthon Samuel	18	112	13-10
10/15/11	Toledo.....	Anthon Samuel	25	105	21-28
9/24/11	at Miami.....	Anthon Samuel	16	121	37-23
9/10/11	Morgan State.....	Anthon Samuel	11	122	58-13
9/1/11	at Idaho.....	Anthon Samuel	22	141	32-15
10/30/10	at Central Michigan.....	Willie Geter	26	103	17-14
9/18/10	vs. Marshall.....	Willie Geter	31	100	44-28
11/27/09	vs. Toledo.....	Willie Geter	16	116	38-24
11/28/08	at Toledo.....	Willie Geter	12	160	38-10
11/1/08	vs. Kent State.....	Tyler Sheehan	14	109	45-30
10/11/08	at Akron.....	Anthony Turner	19	126	37-33
11/2/07	vs. Akron.....	Anthony Turner	12	104	44-20
10/20/07	at Kent State.....	Willie Geter	22	203	31-20
11/4/06	at Akron.....	Anthony Turner	22	105	28-35
10/28/06	at Temple.....	Chris Bullock	29	182	14-28
9/30/06	at Ohio.....	Chris Bullock	21	114	21-9
9/9/06	Buffalo.....	Anthony Turner	23	127	48-40
9/2/06	vs. Wisconsin.....	Freddie Barnes	29	158	14-35
10/15/05	at Buffalo.....	B.J. Lane	25	141	27-7
12/22/04	Memphis.....	P.J. Pope	28	151	52-35
11/13/04	Marshall.....	P.J. Pope	25	117	56-35
11/06/04	Western Michigan.....	P.J. Pope	12	205	52-0
	Western Michigan.....	B.J. Lane	23	118	52-0
10/30/04	Eastern Michigan.....	P.J. Pope	19	128	41-20
10/2/04	at Temple.....	P.J. Pope	8	106	70-16
11/22/03	at Ball State.....	B.J. Lane	6	115	41-14
10/18/03	at Eastern Michigan.....	P.J. Pope	22	122	33-20
9/13/03	Liberty.....	P.J. Pope	14	162	62-3
11/23/02	Eastern Michigan.....	P.J. Pope	15	143	63-21
11/2/02	at Kent State.....	Joe Alls	21	179	45-14
10/26/02	Ball State.....	Joe Alls	19	103	38-20
10/12/02	at Central Michigan.....	Josh Harris	22	138	45-35
10/05/02	Ohio.....	P.J. Pope	13	117	72-21
9/21/02	at Kansas.....	Joe Alls	20	167	39-16
9/14/02	Missouri.....	Joe Alls	16	119	51-28
11/23/01	Toledo.....	Josh Harris	22	117	56-21
11/10/01	at Ohio.....	Josh Harris	28	148	17-0
10/13/01	at Western Michigan.....	John Gibson	16	116	28-37
9/29/01	at Marshall.....	Joe Alls	17	107	31-37
9/1/01	at Missouri.....	Joe Alls	17	107	20-13
10/14/00	at Miami.....	Josh Harris	18	103	10-24
10/7/00	Akron.....	John Gibson	35	149	21-27
11/13/99	Ball State.....	Joe Alls	25	155	35-14
10/30/99	Central Michigan.....	Joe Alls	29	134	31-7
10/2/99	Toledo.....	Godfrey Lewis	31	124	34-23
11/21/98	at Northern Illinois.....	Godfrey Lewis	27	147	34-23
10/24/98	Kent.....	Steve Holmes	27	220	42-21
10/3/98	Ohio.....	Godfrey Lewis	29	191	35-7
9/20/97	at Akron.....	Robbie Hollis	23	107	31-28
9/28/96	Central Michigan.....	Courtney Davis	30	116	31-27
9/21/96	at Miami.....	Courtney Davis	32	108	14-10
9/14/96	Temple.....	Courtney Davis	34	119	20-16
11/4/95	Ohio.....	Keylan Cates	43	180	33-7
9/16/95	Akron.....	Keylan Cates	31	186	50-12
10/8/94	Ohio.....	Courtney Davis	18	103	32-0
10/1/94	at Cincinnati.....	Keylan Cates	20	110	38-0
11/20/93	Western Michigan.....	Zeb Jackson	30	113	14-14
11/13/93	at Central Michigan.....	Zeb Jackson	27	104	15-17
11/6/93	Kent.....	Zeb Jackson	21	127	40-7
10/30/93	at Miami.....	Zeb Jackson	29	123	30-25
10/23/93	at Ball State.....	Zeb Jackson	30	112	26-26
10/9/93	at Ohio.....	Zeb Jackson	27	131	20-0
9/11/93	Cincinnati.....	Zeb Jackson	29	127	21-7
12/18/92	Nevada.....	Zeb Jackson	22	113	35-34
10/31/92	Miami.....	Zeb Jackson	24	130	44-24
		LeRoy Smith	17	111	44-24
10/17/92	at Toledo.....	Zeb Jackson	23	112	10-9
10/10/92	Ohio.....	Zeb Jackson	15	100	31-14
10/3/92	at Central Michigan.....	George Johnson	29	109	17-14
11/9/91	Kent.....	LeRoy Smith	25	100	35-7
8/31/91	Eastern Michigan.....	LeRoy Smith	37	155	17-6
10/20/90	Eastern Michigan.....	George Johnson	21	108	25-15
9/2/90	at Cincinnati.....	LeRoy Smith	16	112	34-20
		George Johnson	14	107	34-20
10/8/88	Ohio.....	Charles Edgerton	19	111	42-0
11/21/87	Central Michigan.....	Mike McGee	10	116	18-17
9/19/87	at Ball State.....	Mike McGee	13	112	24-0
10/25/86	at Kent.....	Jeff Davis	15	107	31-15
10/4/86	Western Michigan.....	Jeff Davis	18	154	17-3
9/6/86	Ohio.....	Jeff Davis	27	149	21-16
11/16/85	Toledo.....	Bernard White	27	104	21-0
10/26/85	Kent.....	Bernard White	25	118	26-14
10/12/85	at Eastern Michigan.....	Bernard White	17	102	42-24
9/28/85	Akron.....	Bernard White	31	148	27-22
11/10/84	Ohio.....	Bernard White	13	123	28-7
9/29/84	Eastern Michigan.....	Bernard White	29	148	35-27
9/22/84	at Miami.....	Bernard White	24	127	41-10
9/8/84	Richmond.....	Bernard White	23	143	55-28
11/12/83	at Ohio.....	Darryl Story	27	139	24-20
11/5/83	Ball State.....	Darryl Story	37	225	45-30
10/15/83	at Western Michigan.....	Darryl Story	20	116	23-20
12/18/82	at Fresno State.....	Chip Otten	25	110	28-29
11/13/82	Eastern Michigan.....	Chip Otten	32	205	24-7
11/6/82	Ball State.....	Chip Otten	31	107	28-7
9/18/82	at Central Michigan.....	Bryant Jones	37	148	34-30
9/4/82	Ohio.....	Bryant Jones	22	110	40-0
11/14/81	at Eastern Michigan.....	Bryant Jones	24	142	28-0
10/31/81	Kent.....	Bryant Jones	46	212	13-7
10/24/81	Toledo.....	Bryant Jones	27	123	38-0
10/17/81	at Northern Illinois.....	Bryant Jones	34	152	17-10
9/26/81	at Michigan State.....	Bryant Jones	20	109	7-10
10/11/80	at Toledo.....	Bryant Jones	23	108	17-6
9/27/80	at Kentucky.....	Bryant Jones	24	105	20-21
9/20/80	Long Beach State.....	Bryant Jones	23	108	17-6
11/17/79	at Ohio.....	Kevin Folkes	16	106	21-48
11/10/79	Southern Mississippi.....	Kevin Folkes	26	119	31-27
11/3/79	at Kentucky.....	Kevin Folkes	17	122	14-20
10/7/78	at Toledo.....	Dave Windatt	20	139	45-27
		Mike Wright	13	131	45-27
		Dave Cassell	20	125	45-27
9/23/78	Grand Valley.....	Doug Wiener	18	120	49-3



RECORD BOOK • MILESTONES

9/16/78	at Eastern Michigan	Doug Wiener	20	103	43-6	10/13/56	at Baldwin-Wallace	Vic DeOrio	22	157	32-21
11/12/77	at Ohio	Dave Windatt	28	200	39-27			Don Nehlen	7	105	32-21
10/8/77	Toledo	Dan Saleet	27	116	21-13	9/29/56	at Western Michigan	Vic DeOrio	24	135	27-13
9/17/77	at Eastern Michigan	Dan Saleet	22	146	6-16	9/22/56	Kent	Vic DeOrio	18	133	17-0
11/20/76	at Tennessee-Chattanooga	Dave Preston	29	131	29-49	11/12/55	at Ohio	Carlos Jackson	17	106	13-0
11/13/76	Southern Illinois	Doug Wiener	28	130	35-7	10/21/55	Toledo	Carlos Jackson	17	134	39-0
11/6/76	Ohio	Dave Preston	24	111	26-31	10/1/55	Western Michigan	Vic DeOrio	12	101	35-0
10/30/76	Central Michigan	Dave Preston	35	143	28-38	9/17/55	Defiance	Larry Kent	11	129	40-0
10/23/76	at Miami	Dave Preston	31	107	7-9	10/30/54	at Kent	Jim Bryan	17	117	25-28
10/9/76	at Toledo	Steve Holovac	16	119	29-28	11/15/52	Ohio	Fred Durig	22	125	14-33
10/2/76	at Western Michigan	Dave Preston	22	144	31-28	11/8/52	Youngstown State	Fred Durig	22	127	50-0
9/25/76	San Diego State	Dave Preston	26	111	15-27	11/1/52	at Kent	Roger McKenzie	11	130	44-21
9/11/76	at Syracuse	Dave Preston	30	127	22-7	10/11/52	at Bradley	Fred Durig	36	141	21-14
11/22/75	at Texas-Arlington	Dan Saleet	25	121	17-21	10/4/52	at Ohio Wesleyan	Fred Durig	13	121	45-0
		Dave Preston	33	106	17-21	9/20/52	Central Michigan	Fred Durig	21	113	20-7
11/15/75	at Southern Illinois	Jim Gause	11	133	48-6	11/17/51	at Bradley	Fred Durig	29	206	20-6
		Dave Preston	20	106	48-6	11/10/51	at Youngstown State	Fred Durig	20	171	20-0
		Dan Saleet	13	100	48-6	11/3/51	Kent	Fred Durig	27	186	27-27
11/8/75	at Ohio	Dave Preston	30	130	19-17	10/27/51	Toledo	Fred Durig	29	171	6-12
11/1/75	Ball State	Dave Preston	30	119	20-27	10/20/51	at Baldwin-Wallace	Fred Durig	21	175	27-20
10/18/75	at Kent	Dan Saleet	22	162	35-9	10/6/51	Mount Union	Fred Durig	20	141	13-26
10/4/75	Western Michigan	Marcus Johnson	21	102	28-0	9/29/51	at Miami	Fred Durig	16	128	7-46
9/27/75	at Dayton	Dan Saleet	32	202	21-14	9/22/51	Ohio Wesleyan	Fred Durig	26	170	23-13
		Dave Preston	29	147	21-14	11/4/50	at Kent	Richard Pont	23	106	6-19
11/23/74	at San Diego State	Dave Preston	41	113	21-21	10/21/50	Baldwin-Wallace	Richard Pont	24	152	34-34
11/16/74	at Southern Mississippi	Dave Preston	37	164	38-20	10/7/50	Bradley	Norb Cowan	21	136	20-14
11/9/74	Arkansas State	Dave Preston	33	127	17-0			Richard Pont	13	118	20-14
11/2/74	Ohio	Dave Preston	30	166	22-33	11/5/49	Kent	Jack Woodland	32	154	27-6
10/26/74	Marshall	Dave Preston	26	191	28-3	10/29/49	at John Carroll	Jack Woodland	19	122	24-38
10/12/74	Kent	Dave Preston	28	179	26-10	10/22/49	at Baldwin-Wallace	Jack Woodland	16	113	21-34
10/5/74	at Toledo	Dave Preston	38	185	19-24	10/16/48	Morris Harvey	Jack Woodland	8	109	48-6
9/21/74	Dayton	Dave Preston	30	137	41-21	11/15/47	Northern Iowa	Jack Woodland	15	135	19-7
11/17/73	Northern Illinois	Phil Polak	29	150	21-20						
11/3/73	at Ohio	Paul Miles	28	131	23-24						
10/27/73	at Marshall	Paul Miles	24	116	24-21						
10/6/73	Toledo	Paul Miles	38	182	49-35						
9/29/73	Western Michigan	Paul Miles	36	196	31-20						
9/15/73	at Syracuse	Paul Miles	26	113	41-14						
11/4/72	Ohio	Paul Miles	30	194	17-0						
		Phil Polak	17	100	17-0						
10/28/72	Marshall	Paul Miles	27	217	46-7						
10/21/72	at San Diego State	Paul Miles	22	151	19-35						
10/14/72	Kent	Phil Polak	15	140	10-14						
10/8/72	at Toledo	Paul Miles	37	108	19-8						
		Phil Polak	21	101	19-8						
11/13/71	Xavier	Paul Miles	23	117	27-42						
11/6/71	at Texas-Arlington	Paul Miles	29	145	34-17						
10/23/71	Miami	Paul Miles	33	102	33-7						
10/16/71	at Kent	Paul Miles	32	192	46-33						
10/9/71	Toledo	Paul Miles	35	149	7-24						
9/25/71	East Carolina	Paul Miles	27	129	47-21						
9/18/71	at Ohio	Paul Miles	27	115	20-19						
10/17/70	Kent	Julius Livas	25	107	44-0						
11/2/68	Marshall	Fred Matthews	29	143	54-28						
9/28/68	Dayton	Fred Matthews	29	120	20-14						
11/25/67	at Cal State Los Angeles	Ed Coletti	13	106	42-27						
11/18/67	Northern Illinois	Bob Zimpfer	17	134	17-7						
		Chuck Radich	22	107	17-7						
10/2/67	at Kent	Bob Zimpfer		110	7-6						
11/19/66	at Temple	Chuck Radich	16	108	62-20						
		Dave Cranmer	14	106	62-20						
10/1/66	Dayton	Stew Williams	29	139	13-0						
10/30/65	Miami	Stew Williams	20	101	7-23						
10/17/64	at Toledo	Tony Trent	8	143	31-14						
		Stew Williams	16	113	31-14						
11/23/63	Xavier	Jim Wissner	24	151	26-15						
9/21/63	Detroit	Jay Cunningham	23	101	27-14						
11/18/61	at Southern Illinois	Russ Hepner	15	111	20-0						
10/14/61	Toledo	Russ Hepner	23	105	17-6						
11/19/60	at Texas Western	Don Lisbon	18	138	21-0						
10/22/60	Kent	Don Lisbon	14	119	28-0						
9/24/60	Marshall	Chuck Comer	18	127	14-7						
11/13/58	Marshall	Harold Furcron	10	110	21-7						
11/6/58	Ohio	Jerry Dianiska	13	118	33-6						
10/18/58	at Toledo	Bob Ramlow	17	147	31-16						
10/4/58	at Dayton	Bob Ramlow	18	104	25-0						
9/27/58	Lockbourne Air Force Base	Bob Ramlow	10	114	27-6						
10/19/57	Toledo	Floyd Lennox	16	104	29-0						
10/27/56	Marshall	Jack Giroux	21	100	34-12						

100-YARD RECEIVERS

Date	Opponent	Player	Rec	Yds	Score
10/22/16	Miami	Scott Miller	11	178	26-40
10/15/16	at Toledo	Scott Miller	8	149	35-42
10/1/16	Eastern Michigan	Scott Miller	11	148	25-28
9/10/16	North Dakota	Scott Miller	5	161	28-27
11/17/15	Toledo	Gehrig Dieter	13	103	28-44
11/4/15	Ohio	Gehrig Dieter	9	136	62-24
		Roger Lewis	6	102	62-24
10/24/15	at Kent State	Ronnie Moore	7	151	48-0
		Roger Lewis	4	102	48-0
10/17/15	Akron	Roger Lewis	6	118	59-10
10/10/15	UMass	Roger Lewis	8	142	62-38
10/3/15	at Buffalo	Roger Lewis	10	201	28-22
9/19/15	Memphis	Roger Lewis	7	261	41-44
9/12/15	at Maryland	Roger Lewis	15	200	48-27
9/5/15	vs. Tennessee	Gehrig Dieter	7	133	30-59
12/20/14	vs. South Alabama	Roger Lewis	4	137	33-28
		Gehrig Dieter	7	108	33-28
11/12/14	Kent State	Roger Lewis	3	116	30-20
		Ryan Burbrink	8	11	30-20
10/11/14	at Ohio	Roger Lewis	6	100	31-13
10/4/14	Buffalo	Ronnie Moore	9	178	47-42
9/27/14	at UMass	Roger Lewis	9	148	47-42
		Ryan Burbrink	11	132	47-42
		Ronnie Moore	9	109	47-42
9/13/14	Indiana	Roger Lewis	16	149	45-42
9/6/14	VMI	Roger Lewis	6	140	48-7
12/6/13	vs. Northern Illinois	Ronnie Moore	4	145	47-27
		Alex Bayer	7	124	47-47
11/29/13	at Buffalo	Shaun Joplin	6	149	24-7
11/23/13	at Eastern Michigan	Ronnie Moore	7	161	58-7
9/14/13	at Indiana	Shaun Joplin	7	104	10-42
9/7/13	at Kent State	Shaun Joplin	6	113	41-22
		Ryan Burbrink	2	101	41-22
11/17/12	Kent State	Chris Gallon	10	213	24-31
9/8/12	Idaho	Shaun Joplin	7	117	21-13
11/8/11	Northern Illinois	Kamar Jordan	8	152	14-45
10/29/11	at Kent State	Kamar Jordan	12	203	15-27
10/15/11	Toledo	Kamar Jordan	7	106	21-28
10/8/11	at Western Michigan	Kamar Jordan	4	103	21-45
9/17/11	Wyoming	Kamar Jordan	9	101	27-28
9/10/11	Morgan State	Eugene Cooper	6	134	58-13
9/1/11	at Idaho	Eugene Cooper	4	110	32-15
11/26/10	vs. Western Michigan	Kamar Jordan	8	114	7-41



2017 BGSU FOOTBALL

12 MAC CHAMPIONSHIPS | 13 BOWL GAME APPEARANCES

RECORD BOOK • MILESTONES

RECORD BOOK

10/16/10	at Temple	Kamar Jorden	12	143	27-28	10/2/93	Toledo	Ronnie Redd	5	130	17-10
10/9/10	at Ohio	Kamar Jorden	8	129	25-49	9/4/93	at Virginia Tech	Rameir Martin	7	132	16-33
9/11/10	at Tulsa	Kamar Jorden	14	168	20-33	9/19/92	Wisconsin	Mark Szlachcic	8	114	18-39
9/4/10	at Troy	Kamar Jorden	9	111	27-30	9/3/92	Western Michigan	Mark Szlachcic	9	106	29-19
12/30/09	vs. Idaho	Freddie Barnes	17	219	42-43	12/14/91	at Fresno State	Mark Szlachcic	11	189	28-21
11/20/09	vs. Akron	Freddie Barnes	12	197	36-20	11/16/91	at Ball State	Mark Szlachcic	5	130	14-13
11/12/09	at Miami	Freddie Barnes	10	109	35-14	11/9/91	Kent	Mark Szlachcic	9	150	35-7
11/3/09	at Buffalo	Freddie Barnes	8	122	30-29	10/19/91	Toledo	Mark Szlachcic	7	125	24-21
10/24/09	vs. Central Michigan	Freddie Barnes	14	172	10-24	9/8/90	at Virginia Tech	Mark Szlachcic	8	100	7-21
10/17/09	at Ball State	Freddie Barnes	10	160	31-17	11/18/89	at Tulsa	Ronald Heard	9	138	10-45
		Chris Wright	6	104	31-17	11/11/89	at Western Michigan	Reggie Thornton	5	118	31-30
10/10/09	at Kent State	Freddie Barnes	22	278	36-35	11/4/89	Kent	Ronald Heard	5	111	51-28
9/19/09	at Marshall	Freddie Barnes	17	109	10-17	10/28/89	at Miami	Reggie Thornton	7	101	13-17
		Chris Wright	5	104	10-17	10/7/89	at Ohio	Ronald Heard	6	128	31-28
9/3/09	vs. Troy	Freddie Barnes	15	157	31-14	9/30/89	Akron	Ronald Heard	5	115	24-38
11/21/08	vs. Buffalo	Freddie Barnes	10	107	34-40	9/23/89	Central Michigan	Reggie Thornton	10	132	24-20
11/17/07	at Buffalo	Freddie Barnes	10	113	31-17	9/9/89	at East Carolina	Ronald Heard	9	103	6-41
10/6/07	at Boston College	Freddie Barnes	8	112	24-55	10/8/88	Ohio	Ronald Heard	4	144	42-0
		Corey Partridge	12	100	24-55			Reggie Thornton	6	104	42-0
11/21/06	at Toledo	Corey Partridge	14	161	21-31	11/14/87	at Eastern Michigan	Reggie Thornton	11	130	18-38
11/4/06	at Akron	Corey Partridge	10	107	28-35	11/7/87	Kent	Ronald Heard	4	114	30-20
10/22/05	Western Michigan	Charles Sharon	8	129	14-45	9/19/87	at Ball State	Ronald Heard	5	131	24-0
10/8/05	Ohio	Charles Sharon	10	185	38-14	9/5/87	at Penn State	Reggie Thornton	7	152	19-45
10/1/05	Temple	Steve Sanders	5	108	70-7	11/23/85	at Ohio	Stan Hunter	10	175	38-17
9/10/05	at Ball State	Charles Sharon	9	121	40-31			Joe Boxley	8	151	38-17
		Steve Sanders	7	118	40-31	10/12/85	at Eastern Michigan	Greg Meehan	4	111	42-24
9/3/05	at Wisconsin	Corey Partridge	8	160	42-56	10/5/85	at Western Michigan	Stan Hunter	8	118	48-7
		Steve Sanders	6	127	42-56	9/7/85	at Ball State	Stan Hunter	7	102	31-6
		Charles Sharon	8	116	42-56	11/17/84	at Kent	Stan Hunter	9	103	27-10
12/22/04	Memphis	Steve Sanders	7	123	52-35	10/20/84	Northern Illinois	Stan Hunter	7	119	28-6
		Charles Sharon	5	117	52-35	9/22/84	at Miami	Joe Boxley	8	115	41-10
11/23/04	at Toledo	P.J. Pope	10	104	41-49	9/8/84	Richmond	Joe Boxley	7	143	55-28
11/13/04	Marshall	Charles Sharon	5	168	56-35	11/19/83	Kent	Stan Hunter	7	121	38-3
		Steve Sanders	6	116	56-35	11/5/83	Ball State	Stan Hunter	6	174	45-30
10/30/04	Eastern Michigan	Charles Sharon	10	143	41-20	10/29/83	Central Michigan	Mark Dowdell	13	175	15-14
10/23/04	at Ohio	Steve Sanders	9	185	41-16	10/15/83	at Western Michigan	Stan Hunter	5	104	23-20
10/9/04	at Central Michigan	Steve Sanders	6	107	38-14	10/1/83	at Eastern Michigan	Stan Hunter	10	148	26-21
10/2/04	at Temple	Charles Sharon	5	103	70-16	9/17/83	at Brigham Young	Stan Hunter	9	171	28-63
		Steve Sanders	5	103	70-16	9/10/83	at Fresno State	Andre Jackson	9	107	35-27
11/29/03	Toledo	Charles Sharon	8	120	31-23	11/25/82	at North Carolina	Shawn Potts	9	115	14-33
11/15/03	Kent State	Charles Sharon	7	178	42-33	11/13/82	Eastern Michigan	Shawn Potts	7	107	24-7
10/25/03	Northern Illinois	Charles Sharon	6	123	34-18	10/9/82	at Miami	Greg Taylor	10	122	12-17
		Cole Magner	7	100	34-18			Shawn Potts	8	106	12-17
10/11/03	at W. Michigan	Cole Magner	11	140	32-21	9/4/82	Ohio	Shawn Potts	6	120	40-0
9/20/03	at Ohio State	Cole Magner	13	168	17-24	9/19/81	at Ohio	Shawn Potts	7	138	21-23
9/6/03	at Purdue	Cole Magner	8	127	27-26	10/6/79	Toledo	Dan Shetler	5	101	17-23
		James Hawkins	3	106	27-26	11/20/76	at Tennessee-Chattanooga	Jeff Groth	5	120	29-49
8/28/03	Eastern Kentucky	James Hawkins	7	128	63-13	10/23/76	at Miami	Jeff Groth	9	125	7-9
11/16/02	at South Florida	Robert Redd	11	128	7-29	10/16/76	Kent	Jeff Groth	5	113	17-13
11/9/02	at Northern Illinois	Robert Redd	14	119	17-26	9/25/76	San Diego State	Dave Dudley	4	120	15-27
9/14/02	Missouri	Robert Redd	10	209	51-28	10/6/73	Toledo	Hal Thomas	5	103	49-35
		James Hawkins	5	112	51-28	11/13/71	Xavier	Rick Newman	7	128	27-42
11/23/01	Toledo	Robert Redd	6	127	56-21	10/31/70	Marshall	Bill Pittman	11	151	26-24
11/17/01	at Northwern	Robert Redd	12	168	43-42	11/22/69	Northern Illinois	Bob Zimpfer	3	100	38-23
		David Bautista	10	155	43-42	11/15/69	at West Texas State	Bob Zimpfer	11	164	12-28
9/29/01	at Marshall	Robert Redd	9	215	31-37	10/4/69	Western Michigan	Bob Zimpfer	9	123	21-10
10/14/00	at Miami	David Bautista	7	106	10-24	11/2/68	Marshall	Bob Zimpfer	7	101	54-28
10/7/00	Akron	David Bautista	8	104	21-27	10/26/68	at Miami	Eddie Jones	6	103	7-31
9/9/00	Pittsburgh	David Bautista	9	109	16-34	10/19/68	Kent	Eddie Jones	6	103	30-7
11/20/99	at Central Florida	Kurt Gerling	7	119	33-30 (ot)	9/28/68	Dayton	Bob Zimpfer	8	102	20-14
10/16/99	at Akron	Kurt Gerling	9	183	25-55	11/12/66	Ohio	Eddie Jones	11	121	28-0
		Aaron Alexander	7	105	25-55	11/25/67	at Cal State Los Angeles	Dave Cranmer	2	101	42-27
10/9/99	Miami	Robert Redd	6	115	31-45	10/8/66	at Western Michigan	Eddie Jones	4	103	14-16
10/2/99	Toledo	Robert Redd	8	128	34-23	11/8/41	at Wittenberg	Dewey Johnson	15	107	13-0
9/25/99	at Kent	Robert Redd	8	126	27-41	11/1/41	at Kent	Eddie Wellner	20	108	12-6
11/7/98	Akron	Robert Redd	3	131	58-21	10/25/41	Heidelberg	Eddie Wellner	12	108	39-6
10/3/98	Ohio	Kurt Gerling	5	126	35-7						
11/1/97	at Kent	Terry Loville	8	118	20-29						
10/25/97	Toledo	Terry Loville	5	130	20-35						
10/4/97	Northern Illinois	Damron Hamilton	6	133	35-10						
10/5/96	at Toledo	Damron Hamilton	8	155	16-24						
9/30/95	at Temple	Eric Starks	7	134	37-31						
11/12/94	Central Michigan	Ronnie Redd	5	110	33-36						
11/5/94	at Kent	Rameir Martin	5	130	22-16						
		Ronnie Redd	5	102	22-16						
10/22/94	Ball State	Ronnie Redd	4	111	59-36						
11/13/93	at Central Michigan	Rameir Martin	6	102	15-17						
10/30/93	at Miami	Rameir Martin	6	115	30-25						
10/16/93	Akron	Ronnie Redd	6	147	49-7						

300-YARD PASSERS

Date	Opp	Player	Cp-Att-Yds	Score
10/22/16	Miami	James Morgan	30-49-389	26-40
10/15/16	at Toledo	James Morgan	25-38-335	35-42
9/10/16	North Dakota	James Knapke	23-40-315	28-27
11/4/15	Ohio	Matt Johnson	26-35-365	62-24
10/24/15	at Kent State	Matt Johnson	27-40-430	48-0
10/17/15	Akron	Matt Johnson	25-30-357	59-10
10/10/15	UMass	Matt Johnson	33-39-450	62-38
10/3/15	at Buffalo	Matt Johnson	23-29-324	28-22
9/26/15	at Purdue	Matt Johnson	43-59-402	35-28
9/19/15	Memphis	Matt Johnson	28-44-443	41-44



RECORD BOOK • MILESTONES

9/12/15	at Maryland.....	Matt Johnson	36-55-491	48-27
9/5/15	vs. Tennessee.....	Matt Johnson	27-49-424	30-59
12/20/14	vs. South Alabama.....	James Knapke	25-39-368	33-28
11/12/14	Kent State.....	James Knapke	22-36-315	30-20
10/4/14	Buffalo.....	James Knapke	20-39-321	36-35
9/27/14	at UMass.....	James Knapke	38-59-443	47-42
9/13/14	Indiana.....	James Knapke	46-73-395	45-42
8/29/14	at Western Kentucky.....	Matt Johnson	25-36-313	31-59
12/6/13	vs. Northern Illinois.....	Matt Johnson	21-27-393	47-27
9/7/13	at Kent State.....	Matt Johnson	19-25-357	41-22
11/17/12	Kent State.....	Matt Schilz	22-44-355	24-31
10/29/11	at Kent State.....	Matt Schilz	29-49-400	15-27
9/17/11	Wyoming.....	Matt Schilz	34-55-437	27-28
12/30/09	vs. Idaho.....	Tyler Sheehan	33-47-387	42-43
11/20/09	Akron.....	Tyler Sheehan	23-32-338	36-20
11/3/09	at Buffalo.....	Tyler Sheehan	22-40-313	30-29
10/24/09	Central Michigan.....	Tyler Sheehan	35-55-341	10-24
10/17/09	at Ball State.....	Tyler Sheehan	28-41-376	31-17
10/10/09	at Kent State.....	Tyler Sheehan	44-63-505	36-35
10/3/09	Ohio.....	Tyler Sheehan	28-52-390	37-44
9/19/09	at Marshall.....	Tyler Sheehan	43-62-383	10-17
9/3/09	Troy.....	Tyler Sheehan	32-44-339	31-14
9/22/07	Temple.....	Tyler Sheehan	30-47-351	48-35
9/17/07	at Minnesota.....	Tyler Sheehan	34-51-388	32-31
10/8/05	Ohio.....	Omar Jacobs	26-41-381	38-14
10/1/05	Temple.....	Omar Jacobs	26-30-326	70-7
9/10/05	at Ball State.....	Omar Jacobs	27-43-428	40-31
9/3/05	at Wisconsin.....	Omar Jacobs	30-51-458	42-5
12/22/04	Memphis.....	Omar Jacobs	26-44-365	52-35
11/23/04	at Toledo.....	Omar Jacobs	60-36-415	41-49
11/13/04	Marshall.....	Omar Jacobs	24-37-389	56-35
11/6/04	Western Michigan.....	Omar Jacobs	17-20-300	52-0
10/30/04	Eastern Michigan.....	Omar Jacobs	30-44-333	41-20
10/23/04	at Ohio.....	Omar Jacobs	28-44-389	41-16
10/9/04	at C. Michigan.....	Omar Jacobs	31-42-387	38-14
10/2/04	at Temple.....	Omar Jacobs	21-26-367	70-16
12/26/03	Northwestern.....	Josh Harris	50-38-386	28-24
11/15/03	Kent State.....	Josh Harris	35-24-324	42-33
10/25/03	Northern Illinois.....	Josh Harris	43-27-438	34-18
9/20/03	at Ohio State.....	Josh Harris	33-54-326	17-24
9/6/03	at Purdue.....	Josh Harris	22-40-357	27-26
9/14/02	Missouri.....	Josh Harris	16-31-311	51-28
11/17/01	at Northwestern.....	Josh Harris	30-37-402	43-42
10/2/99	Toledo.....	Andy Sahn	20-30-302	34-23
11/5/94	at Kent.....	Ryan Henry	22-39-370	22-16
10/22/94	Ball State.....	Ryan Henry	17-30-340	59-36
11/7/92	at Kent.....	Erik White	24-45-312	28-22
9/28/91	at Navy.....	Erik White	28-41-307	22-19
11/4/89	Kent.....	Rich Dackin	23-38-376	51-28
10/14/89	Toledo.....	Rich Dackin	24-40-303	27-23
9/30/89	Akron.....	Rich Dackin	28-53-318	24-38
9/23/89	Central Michigan.....	Rich Dackin	25-39-301	24-20
11/14/87	at Eastern Michigan.....	Rich Dackin	34-56-340	18-38
11/7/87	Kent.....	Rich Dackin	23-32-349	30-20
11/23/85	at Ohio.....	Brian McClure	31-49-479	38-17
10/12/85	at Eastern Michigan.....	Brian McClure	22-37-320	42-24
9/14/85	at Kentucky.....	Brian McClure	30-48-309	30-26
10/20/84	Northern Illinois.....	Brian McClure	28-39-385	28-6
10/13/84	Western Michigan.....	Brian McClure	29-38-347	34-7
9/22/84	at Miami.....	Brian McClure	27-40-302	41-10
11/5/83	Ball State.....	Brian McClure	28-39-338	45-20
10/29/83	Central Michigan.....	Brian McClure	34-51-407	15-14
10/15/83	at Western Michigan.....	Brian McClure	28-48-312	23-20
10/1/83	at Eastern Michigan.....	Brian McClure	37-51-427	26-21
9/17/83	at Brigham Young.....	Brian McClure	30-46-362	28-63
10/9/82	at Miami.....	Brian McClure	29-41-312	12-17

100-YARD RUSHING GAMES

Name.....	Total
Travis Greene (2013-15).....	19
Dave Preston (1974-76).....	19
Paul Miles (1971-73).....	16
Fred Durig (1951-52).....	13
Zeb Jackson (1992-93).....	11
Fred Coppet (2014-16).....	10
Anthon Samuel (2011-12).....	10
Bryant Jones (1980-82).....	10
PJ Pope (2002-04).....	9
Joe Alls (1999-02).....	8
Bernard White (1984-85).....	8
Dan Saleet (1975-77).....	6
Willie Geter (2007-10).....	5
Jack Woodland (1947-49).....	5

100-YARD RECEIVING GAMES

Name.....	Total
Roger Lewis (2014-15).....	13
Freddie Barnes (2007-09).....	12
Charles Sharon (2003-05).....	11
Kamar Jorden (2010-11).....	10
Robert Redd (1998-02).....	10
Stan Hunter (1983-85).....	10
Steve Sanders (2004-05).....	8
Ronald Heard (1987-89).....	8
Mark Szlachcic (1990-92).....	7
Reggie Thornton (1987-89).....	6
Ronnie Moore (2013-16).....	5
Ronnie Redd (1993-94).....	5
Shawn Potts (1981-82).....	5
Bob Zimpfer (1968-69).....	5

300-YARD PASSING GAMES

Name.....	Total
Matt Johnson (2013-15).....	12
Omar Jacobs (2004-05).....	12
Brian McClure (1982-85).....	12
Tyler Sheehan (2007-09).....	11
Josh Harris (2001-03).....	7
James Knapke (2014-16).....	6
Rich Dackin (1987-89).....	6
Matt Schilz (2011-12).....	3



RECORD BOOK • MILESTONES

RECORD BOOK



Travis Greene broke the school's career rushing record in 2015 with 3,852 yards.



Ronnie Moore ended his career in 2016 with 2,701 receiving yards, fourth-most in program history.

CAREER 1,000-YARD RUSHERS

1. Travis Greene (11-15).....	3,852
2. Dave Preston (73-76).....	3,423
3. Paul Miles (71-73).....	3,239
4. P.J. Pope (02-05).....	3,238
5. Fred Coppet (2013-16).....	2,833
6. Fred Durig (50-52).....	2,564
7. Josh Harris (00-03).....	2,473
8. Bryant Jones (80-82).....	2,357
9. LeRoy Smith (89-92).....	2,313
10. Willie Geter (07-10).....	2,156
11. Joe Alls (99-02).....	2,137
12. Zeb Jackson (90-93).....	2,044
13. Courtney Davis (93-96).....	2,011
14. Bernard White (84-85).....	1,985
15. Dan Saleet (74-77).....	1,965
16. Anthon Samuel (11-12).....	1,842
17. Keylan Cates (94-96).....	1,827
18. Chris Bullock (06-09).....	1,756
19. Jack Woodland (47-49).....	1,752
20. Anthony Turner (05-07).....	1,569
21. Stew Williams (64-66).....	1,550
22. Vic DeOrio (55-57).....	1,545
23. Phil Polak (71-73).....	1,435
24. Chris Bullock (06-09).....	1,434
25. Godfrey Lewis (98-02).....	1,431
26. Bob Ramlow (56-58).....	1,384
27. Jay Cunningham (62-64).....	1,258
28. Dave Windatt (77-80).....	1,221
29. Don Lisbon (60-62).....	1,215
30. John Gibson (98-01).....	1,199
31. Mike Otten (79-82).....	1,182
32. B.J. Lane (02-05).....	1,799
33. Jeff Davis (84-87).....	1,177
34. Mike Wright (76-79).....	1,149
35. Rich Pont (49-51).....	1,073
36. Jack Giroux (54-56).....	1,046
37. Jerry Fields (69-71).....	1,027

CAREER 1,000-YARD RECEIVERS

1. Charles Sharon (02-05).....	3,450
2. Freddie Barnes (06-09).....	3,290
3. Robert Redd (98-02).....	2,726
4. Ronnie Moore (2013-16).....	2,701
5. Stan Hunter (82-85).....	2,679
6. Roger Lewis (2014-15).....	2,637
7. Ronald Heard (86-89).....	2,491
8. Mark Szlachcic (89-92).....	2,446
9. Cole Magner (01-04).....	2,385
10. Steve Sanders (02-05).....	2,324
11. Jeff Groth (75-78).....	2,268
12. Reggie Thornton (86-89).....	2,231
13. Ryan Burbrink (2011-15).....	2,213
14. Kamar Jordan (10-11).....	2,198
15. Ronnie Redd (91-94).....	2,196
16. Kurt Gerling (98-01).....	2,191
17. Corey Partridge (05-08).....	1,990
18. Shaun Joplin (10-13).....	1,850
19. Shawn Potts (79-82).....	1,618
20. Ed Jones (66-68).....	1,615
21. David Bautista (00-01).....	1,576
22. Alex Bayer (10-13).....	1,543
23. Gehrig Dieter (2014-15).....	1,493
24. James Hawkins (01-04).....	1,483
25. Rameir Martin (91-94).....	1,453
26. Mark Dowdell (81-84).....	1,422
27. Bob Zimpfer (67-69).....	1,412
28. Dan Shetler (77-80).....	1,349
29. Jim Ladd (51-53).....	1,341
30. Damron Hamilton (96-97).....	1,242
31. Kyle Hockman (87-89).....	1,210
32. Chris Wright (06-09).....	1,201
33. Greg Meehan (83-85).....	1,120
34. P.J. Pope (02-05).....	1,148
35. Jack Hecker (53-55).....	1,081
36. Joe Boxley (84-85).....	1,061



RECORD BOOK • THROUGH THE YEARS

1919

Coach: John Stitt
Captain: Dale Treece

10/3	at Toledo	L	0-6
10/18	at Defiance	L	0-12
10/22	Michigan Normal	L	0-10

Record: 0-3
Points: 0, Opposition 28

1920

Coach: Walter Jean
Captain: Charles Clucas

10/5	at Findlay	L	6-10
10/12	at Michigan Normal	L	0-74
10/16	Heidelberg	L	0-14
10/23	Defiance	L	28-46
11/6	at Kent State	W	7-0

Record: 1-4
Points: 41, Opposition 138

1921

Coach: Earl C. Krieger
Captain: Franklin (Gus) Skibbie

10/1	Kent State	T	0-0
10/7	at Defiance	W	7-0
10/15	Findlay	W	151-0
10/21	at Ashland	L	0-27
10/29	at Toledo	W	20-7

Record: 3-1-1
Points: 178, Opposition 34

1922

Coach: Allen Snyder
Captain: Orville Raberding

9/30	at Ohio Northern	L	0-27
10/7	Adrian	L	0-7
10/14	at Findlay	W	26-0
10/19	Defiance	W	22-0
10/28	at Huntington	W	38-6
11/4	Toledo	T	6-6
11/11	at Kent State	W	6-0

Record: 4-2-1
Points: 98, Opposition 46

1923

Coach: R. B. McCandless
Captain: Robert A. Younklin

9/29	Ohio Northern	L	0-46
10/6	at Heidelberg	L	12-13
10/13	Bluffton	W	13-0
10/19	Findlay	W	26-3
10/27	at Toledo	L	0-27
11/3	at Defiance	L	7-17
11/10	Ashland	W	10-0
11/24	at Baldwin-Wallace	L	0-25

Record: 3-5
Points: 68, Opposition 131

1924

Coach: Warren E. Steller
Captain: Ralph Castner

10/11	at Capital	L	0-19
10/18	at Ashland	W	13-6
10/25	at Toledo	L	7-12
10/31	at Central Michigan	L	0-21
11/8	Defiance	L	0-15
11/15	at Bluffton	W	6-0
11/24	Cedarville	W	34-0

Record: 3-4
Points: 60, Opposition 73

1925

Coach: Warren E. Steller
Captain: Harry Crawford

10/3	at Otterbein	T	0-0
10/10	Michigan Normal	L	0-14
10/16	Capital	T	0-0
10/24	at Findlay	T	0-0
10/31	at Defiance	W	2-0
11/7	Bluffton	W	6-0
11/20	Ashland	W	26-14

Record: 3-1-3
Points: 34, Opposition 28

1926

Coach: Warren E. Steller
Captain: Hayden Olds

9/25	at Dayton	L	0-41
10/2	at Bluffton	W	14-0
10/9	Cedarville	W	25-0
10/23	Findlay	L	6-7
10/30	Central Michigan	W	13-0
11/6	Defiance	W	30-7
11/11	at Capital	L	0-15
11/20	at Detroit CC (Wayne)	T	0-0

Record: 4-3-1
Points: 88, Opposition 70

1927

Coach: Warren E. Steller
Captain: Ora Knecht

9/24	at Otterbein	T	0-0
10/1	Ohio Northern	W	6-2
10/15	at Kent State	W	13-0
10/22	Detroit CC (Wayne)	W	6-0
10/29	at Findlay	W	6-0
11/11	at Defiance	W	15-0
11/19	Bluffton	L	6-12

Record: 5-1-1
Points: 52, Opposition 14

1928

Coach: Warren E. Steller
Captain: Harry Gwynn

9/29	at Ohio Northern	W	7-0
10/13	at Bluffton	W	6-0
10/20	Toledo	W	14-0
11/3	Defiance	T	12-12
11/10	at Detroit CC (Wayne)	W	20-0
11/19	Findlay	W	19-0
11/26	Kent State	T	6-6

Record: 5-0-2
Points: 84, Opposition 18

1929

Coach: Warren E. Steller
Captain: Harold Treece

9/28	Baldwin-Wallace	L	0-18
10/11	at Michigan Normal	L	7-34
10/18	Findlay	W	23-0
10/26	at Toledo	T	0-0
11/2	at Defiance	W	6-0
11/9	Bluffton	W	15-0
11/16	Detroit CC (Wayne)	W	25-2

Record: 4-2-1
Points: 76, Opposition 54

1930

Coach: Warren E. Steller
Captain: Chet Chapman

9/27	Hope	W	19-0
10/4	at Baldwin-Wallace	W	7-6
10/11	at Bluffton	W	13-6
10/18	Defiance	W	13-6
10/25	at Findlay	T	6-6
11/1	Toledo	T	0-0
11/8	Albion	W	30-7
11/15	at Detroit CC (Wayne)	W	19-7

Record: 6-0-2
Points: 107, Opposition 38

1931

Coach: Warren E. Steller
Captain: Cliff Stevenson

9/26	at Baldwin-Wallace	T	0-0
10/3	Mt. Union	W	6-0
10/10	at Western Reserve	T	0-0
10/17	Detroit CC (Wayne)	W	13-0
10/24	Bluffton	T	0-0
10/31	at Defiance	L	0-15
11/7	Findlay	T	6-6
11/14	Central Michigan	W	6-0

Record: 3-1-4
Points: 31, Opposition 21

1932

Coach: Warren E. Steller
Captain: Willard Schaller

9/24	Baldwin-Wallace	L	0-24
10/1	at Mt. Union	W	7-6
10/14	at Bluffton	L	0-14
10/22	Defiance	W	14-7
10/29	at Hiram	T	0-0
11/5	Toledo	W	12-6
11/12	Ohio Northern	L	0-20

Record: 3-3-1
Points: 33, Opposition 77

1933

Coach: Warren E. Steller
Captain: Henry Fearnside

9/30	Mt. Union	L	6-7
10/7	Bluffton	W	19-0
10/14	at Baldwin-Wallace	L	6-58
10/21	at Ohio Northern	W	6-0
10/27	at Toledo	L	7-26
11/4	Capital	T	0-0
11/10	Hiram	T	0-0

Record: 2-3-2
Points: 44, Opposition 91

1934

Coach: Warren E. Steller
Captain: Robert Lewis

9/29	at Mt. Union	L	0-12
10/6	Otterbein	W	20-7
10/13	Kent State	T	0-0
10/20	at Hiram	L	3-13
10/27	at Capital	W	13-0
11/3	Toledo	L	0-22
11/10	Ohio Northern	T	0-0

Record: 2-3-2
Points: 36, Opposition 54

1935

Coach: Harry Ockerman
Captain: Jim Greetham

10/5	Capital	L	0-12
10/12	Baldwin-Wallace	L	0-41
10/19	at Ohio Northern	L	0-54
10/26	at Kent State	L	0-45
11/2	at Toledo	L	0-63
11/9	Marietta	L	0-31
10/16	Hiram	W	25-0

Record: 1-6
Points: 25, Opposition 246

1936

Coach: Harry Ockerman
Captain: James Inman

9/26	at Western Reserve	L	0-40
10/3	at Capital	T	7-7
10/10	Michigan Normal	W	6-0
10/17	at Wittenberg	W	13-0
10/24	Kent State	L	0-6
10/31	at Hiram	W	13-0
11/7	at Ashland	W	20-0
11/14	Ohio Northern	T	7-7
11/20	Heidelberg	T	0-0

Record: 4-2-3
Points: 66, Opposition 60

1937

Coach: Harry Ockerman
Captain: John Cheetwood

9/25	Hiram	W	12-0
10/2	at Baldwin-Wallace	L	0-21
10/9	at Michigan Normal	L	0-25
10/16	Capital	W	12-0
10/23	Ohio Northern	L	7-9
10/30	at Kent State	T	13-13
11/6	Wittenberg	L	0-12
11/11	at Heidelberg	W	12-0

Record: 3-4-1
Points: 56, Opposition 80

1938

Coach: Harry Ockerman
Captain: Wayne Stewart

9/24	at Capital	T	0-0
9/30	at John Carroll	L	0-20
10/8	Ashland	W	50-0
10/15	Wittenberg	W	7-0
10/22	at Ohio Northern	T	0-0
10/29	Michigan Normal	T	7-7
11/5	Kent State	L	3-7
11/12	at Hiram	W	28-7

Record: 3-2-3
Points: 95, Opposition 41

1939

Coach: Harry Ockerman
Captain: Edward Siminski

9/30	Bluffton	W	35-0
10/7	Wayne	W	9-0
10/14	Capital	L	6-7
10/21	Otterbein	W	26-6
10/28	at Wittenberg	W	19-13
11/4	at Kent State	W	34-0
11/11	at Findlay	T	7-7
11/18	at Michigan Normal	W	23-13

Record: 6-1-1
Points: 159, Opposition 46

1940

Coach: Harry Ockerman
Captain: Steve Brudzinski

10/5	Wittenberg	L	0-14
10/11	at Findlay	W	14-7
10/19	Michigan Normal	W	15-0
10/26	at Capital	T	7-7
11/2	Kent State	L	0-13
11/9	at Wooster	W	26-14
11/16	at Eastern Kentucky	L	0-48
11/21	at Wayne	L	0-19

Record: 3-4-1
Points: 62, Opposition 122

1941

Coach: Robert H. Whittaker
Captain: Edward Wellner

9/27	Wooster	T	14-14
10/3	at Akron	L	0-8
10/11	at Miami	W	9-0
10/18	at Michigan Normal	W	20-6
10/25	Heidelberg	W	39-6
11/1	at Kent State	W	12-6
11/8	at Wittenberg	W	13-0
11/15	Findlay	W	47-0
11/20	Wayne	W	19-0

Record: 7-1-1
Points: 173, Opposition 40

1942

Coach: Robert H. Whittaker
Captain: Ralph Quesinberry

9/26	Miami Naval	W	39-0
10/3	at Ohio Wesleyan	L	14-15
10/10	at Ball State	W	26-14
10/17	at Wayne	W	20-6
10/24	Miami	W	7-6
10/31	Kent State	L	0-7
11/7	Wittenberg	W	10-0
11/13	at Findlay	T	0-0
11/21	Grosse Isle Navy	W	19-7

Record: 6-2-1
Points: 135, Opposition 55

1943

Coach: Robert H. Whittaker
Captain: Wayne Bordner

9/18	Ohio Wesleyan	W	18-7
9/25	at Xavier	W	40-0
10/2	Central Michigan	W	36-0
10/9	Patterson Field	W	36-0
10/16	Bunker Hill Navy	L	12-13
10/23	at Baldwin-Wallace	T	7-7
10/30	Alma	W	24-0



2017 BGSU FOOTBALL

12 MAC CHAMPIONSHIPS | 13 BOWL GAME APPEARANCES

RECORD BOOK • THROUGH THE YEARS

RECORD BOOK

11/6 at Miami L 6-45
 11/13 at Ohio Wesleyan L 20-32
 Record: 5-3-1
 Points: 194, Opposition 104

1944

Coach: Robert H. Whittaker
 Captain: Donald Mohr
 9/1 at Central Michigan W 20-19
 9/9 Miami+ L 7-28
 9/16 at Ohio Wesleyan W 13-6
 9/23 Baldwin-Wallace L 6-13
 9/30 Alma W 19-6
 10/7 Ohio Wesleyan W 41-0
 10/14 at Case W 20-18
 10/21 at Bunker Hill Navy L 7-27
 Record: 5-3
 Points: 133, Opposition 117
 +played in Toledo, Ohio

1945

Coach: Robert H. Whittaker
 Captain: Patrick Mulvihill
 8/31 at Alma W 15-0
 9/7 Central Michigan W 19-6
 9/14 at Baldwin-Wallace L 13-14
 9/22 at Miami L 0-26
 9/29 at Ohio University W 6-0
 10/6 at Oberlin L 0-28
 10/13 Case W 26-7
 Record: 4-3
 Points: 79, Opposition 81

1946

Coach: Robert H. Whittaker
 Captains: Wayne Bordner, Stanley Yoder
 9/28 at Central Michigan L 0-7
 10/5 Ball State W 13-0
 10/12 Miami L 0-6
 10/19 at Kent State W 13-0
 10/25 at Canisius W 13-7
 11/2 Oberlin W 14-0
 11/9 at St. Bonaventure L 9-13
 11/16 Xavier W 33-6
 Record: 5-3
 Points: 95, Opposition 39

1947

Coach: Robert H. Whittaker
 Captains: Wayne Bloker, James Knierim
 9/20 at Xavier L 0-2
 9/27 Central Michigan W 20-19
 10/4 at Dayton L 13-20
 10/11 at Miami L 19-33
 10/18 Ohio University W 2-0
 10/25 Kent State W 21-18
 11/1 Findlay W 26-9
 11/8 at St. Bonaventure L 14-21
 11/15 Northern Iowa W 19-7
 11/22 at William & Mary L 0-20
 Record: 5-5
 Points: 134, Opposition 149

1948

Coach: Robert H. Whittaker
 Captain: Vern Dunham
 9/25 at Ohio University W 13-7
 10/2 at Central Michigan W 13-12
 10/9 at Toledo W 21-6
 10/16 Morris Harvey W 48-6
 10/23 Baldwin-Wallace W 33-28
 10/30 at Findlay W 28-7
 11/6 at Kent State W 23-14
 11/13 Morningside W 38-7
 11/20 John Carroll T 13-13
 Record: 8-0-1
 Points: 230, Opposition 100

1949

Coach: Robert H. Whittaker
 Captain: Jack Woodland
 9/24 Rider W 47-14
 10/1 Central Michigan W 20-0
 10/8 at Toledo L 19-20
 10/15 at Morris Harvey L 0-21

10/22 at Baldwin-Wallace L 21-34
 10/28 at John Carroll L 24-38
 11/5 Kent State W 27-6
 11/12 at Mt. Union W 35-7
 11/19 Eastern Kentucky L 13-21
 Record: 4-5
 Points: 206, Opposition 161

1950

Coach: Robert H. Whittaker
 Captain: Doug Mooney
 9/23 at Rider T 0-0
 9/30 Miami L 6-54
 10/7 Bradley W 20-14
 10/14 at Central Michigan L 0-12
 10/21 Baldwin-Wallace T 34-34
 10/28 at Toledo W 39-14
 11/4 at Kent State L 6-19
 11/11 Youngstown W 22-7
 11/18 at Eastern Kentucky L 7-34
 Record: 3-4-2
 Points: 134, Opposition 188

1951

Coach: Robert H. Whittaker
 Captains: Ollie Glass, Eugene Aldridge
 9/22 Ohio Wesleyan W 23-13
 9/29 at Miami L 7-46
 10/6 Mt. Union L 13-26
 10/13 at Ohio University L 7-28
 10/20 at Baldwin-Wallace W 27-20
 10/27 Toledo L 6-12
 11/3 Kent State T 27-27
 11/10 at Youngstown W 20-0
 11/17 at Bradley W 20-6
 Record: 4-4-1
 Points: 150, Opposition 178

1952

Coach: Robert H. Whittaker
 Captain: Darrell Clay
 9/20 Central Michigan W 20-7
 9/27 Miami L 7-42
 10/4 at Ohio Wesleyan W 45-0
 10/11 at Bradley W 21-14
 10/18 Baldwin-Wallace W 27-19
 10/25 at Toledo W 29-19
 11/1 at Kent State W 44-21
 11/8 Youngstown W 50-0
 11/15 Ohio University L 14-33
 Record: 7-2
 Points: 257, Opposition 155

1953

Coach: Robert H. Whittaker
 Captain: James Ladd
 9/18 at Youngstown L 7-20
 9/26 at Miami L 0-47
 10/2 at Temple L 0-27
 10/10 Bradley W 39-13
 10/17 at Baldwin-Wallace L 27-35
 10/24 Toledo L 19-20
 10/31 Kent State L 7-41
 11/7 Heidelberg L 6-27
 11/14 at Ohio University L 14-22
 Record: 1-8
 Points: 119, Opposition 252

1954

Coach: Robert H. Whittaker
 Captain: John Ladd
 9/18 at Dayton W 18-0
 9/25 Miami L 7-46
 10/2 Waynesburg L 7-12
 10/9 at Western Mich. L 15-20
 10/16 Baldwin-Wallace W 13-0
 10/23 at Toledo L 7-38
 10/30 at Kent State L 25-28
 11/6 Marshall L 19-26
 11/13 Ohio University L 14-26
 Record: 2-7
 Points: 125, Opposition: 196

1955

Coach: Doyt L. Perry
 Captain: Jack Hecker
 9/17 Defiance W 40-0
 9/23 at Kent State T 6-6
 10/1 Western Michigan W 35-0
 10/8 John Carroll W 30-0
 10/15 at Baldwin-Wallace W 34-14
 10/22 Toledo W 39-0
 10/29 at Marshall W 27-26
 11/5 at Miami L 0-7
 11/12 at Ohio University W 13-0
 Record: 7-1-1
 Points: 224, Opposition 53

1956

Coach: Doyt L. Perry
 Captains: Jack Giroux, Harold Peek
 9/15 Defiance W 73-0
 9/22 Kent State W 17-0
 9/29 at Western Mich. W 27-13
 10/6 at Drake W 46-7
 10/13 at Baldwin-Wallace W 32-21
 10/20 at Toledo W 34-12
 10/27 Marshall W 34-12
 11/3 Miami T 7-7
 11/10 Ohio University W 41-27
 Record: 8-0-1
 Points: 311, Opposition 99

1957

Coach: Doyt L. Perry
 Captain: Tim Murren
 9/21 Baldwin-Wallace W 60-7
 9/28 at Xavier W 16-0
 10/5 at Delaware W 7-0
 10/12 Western Michigan T 14-14
 10/19 Toledo W 29-0
 10/26 at Kent State W 13-7
 11/2 Miami L 7-13
 11/9 at Ohio University T 7-7
 11/16 at Marshall W 14-7
 Record: 6-1-2
 Points: 167, Opposition 55

1958

Coach: Doyt L. Perry
 Captain: Ray Reese
 9/20 at Wichita State W 20-14
 9/27 Lockbourne AFB W 27-6
 10/4 at Dayton W 25-0
 10/11 at Western Mich. W 40-6
 10/18 at Toledo W 31-16
 10/25 Kent State L 7-8
 11/1 at Miami L 14-28
 11/8 Ohio University W 33-6
 11/15 Marshall W 21-7
 Record: 7-2
 Points: 218, Opposition 91

1959

Coach: Doyt L. Perry
 Captains: Robert Colburn, Robert Zimpfer
 9/26 at Marshall W 51-7
 10/3 Dayton W 14-0
 10/10 Western Michigan W 34-0
 10/17 Toledo W 51-21
 10/24 at Kent State W 25-8
 10/31 Miami W 33-16
 11/7 at Southern Illinois W 23-14
 11/14 Delaware W 30-8
 11/21 at Ohio University W 13-9
 Record: 9-0
 Points: 274, Opposition 83

1960

Coach: Doyt L. Perry
 Captains: Bernie Casey, Jerry Colaner
 9/24 Marshall W 14-7
 10/1 at Miami W 21-12
 10/8 at Western Mich. W 14-13
 10/15 at Toledo W 14-3
 10/22 Kent State W 28-0

10/29 Cal Poly SLO W 50-6
 11/5 Southern Illinois W 27-6
 11/12 Ohio University L 7-14
 11/19 at Texas Western W 21-0
 Record: 8-1
 Points: 196, Opponents: 61

1961

Coach: Doyt L. Perry
 Captains: Ray Kwiatkowski, Larry Smith
 9/23 at Marshall W 40-0
 9/30 Dayton W 28-11
 10/7 Western Michigan W 21-0
 10/14 Toledo W 17-6
 10/21 at Kent State W 21-6
 10/28 Miami L 6-7
 11/4 West Texas State W 28-6
 11/11 at Ohio University W 7-6
 11/18 at Southern Illinois W 20-0
 11/23 *Fresno State L 6-36
 Record: 8-2
 Points: 194, Opposition 78
 *Mercy Bowl (Los Angeles, CA)

1962

Coach: Doyt L. Perry
 Captains: Robert Fearnside, Gary Sherman
 9/22 Marshall W 48-6
 9/29 at Dayton W 14-7
 10/6 at Western Mich. W 10-6
 10/13 at Toledo W 28-13
 10/20 Kent State W 45-6
 10/27 at Miami T 24-24
 11/3 at West Texas State L 7-23
 11/10 Ohio University W 7-6
 11/17 Southern Illinois W 21-0
 Record: 7-1-1
 Points: 204, Opposition 91

1963

Coach: Doyt L. Perry
 Captains: John Doyle, William Violet
 9/21 Detroit W 27-14
 9/28 at Southern Illinois W 31-6
 10/5 Dayton W 28-0
 10/12 Western Michigan W 16-7
 10/19 Toledo W 22-20
 10/26 at Kent State W 18-3
 11/2 Miami L 12-21
 11/9 at Marshall W 21-14
 11/16 at Ohio University L 0-16
 11/23 Xavier W 26-15
 Record: 8-2
 Points: 201, Opposition 116

1964

Coach: Doyt L. Perry
 Captains: Thomas Reicosky, Jerry Ward, James Wisser
 9/19 Southern Illinois W 35-12
 9/26 at North Texas W 21-7
 10/3 Dayton W 35-0
 10/10 at Western Mich. W 28-8
 10/17 at Toledo W 31-14
 10/24 Kent State W 41-0
 10/31 at Miami W 21-18
 11/7 Marshall W 28-0
 11/14 Ohio University L 0-21
 11/21 at Xavier W 35-7
 Record: 9-1
 Points: 275, Opponents 87

1965

Coach: Bob Gibson
 Captains: William Earhart, James Violet, Dwight Wallace
 9/18 Cal St. Los Angeles W 21-0
 9/25 at West Texas State L 0-34
 10/2 at Dayton W 9-0
 10/9 Western Michigan W 21-17
 10/16 Toledo W 21-14
 10/23 at Kent State W 7-6
 10/30 Miami L 7-23



RECORD BOOK • THROUGH THE YEARS

RECORD BOOK

11/6 at Marshall W 20-6
11/13 at Ohio University W 17-7
Record: 7-2
Points: 123, Opposition 107

1966

Coach: Bob Gibson
Captain: Mike Weger
9/17 at Tampa L 13-20
9/24 Dayton W 13-0
10/1 at Western Mich. L 14-16
10/8 at Toledo W 14-13
10/15 Kent State L 12-35
10/22 at Miami W 17-14
10/29 Marshall W 14-6
11/5 Ohio University W 28-0
11/12 at Temple W 62-20
Record: 6-3
Points: 187, Opposition 124

1967

Coach: Bob Gibson
Captains: Chester Boyer, Dave Seiter
9/23 Quantico Marines W 29-0
9/30 at Dayton W 7-0
10/7 Western Michigan L 6-10
10/14 Toledo L 0-33
10/21 at Kent State W 7-6
10/28 Miami L 7-9
11/4 at Marshall W 9-7
11/11 at Ohio University L 7-31
11/18 Northern Illinois W 17-7
11/25 at Cal St. LA W 42-27
Record: 6-4
Points: 131, Opposition 130

1968

Coach: Don Nehlen
Captain: Dennis Zolciak
9/21 Ball State W 62-8
9/28 Dayton W 20-14
10/5 at Western Mich. W 17-10
10/12 at Toledo T 0-0
10/19 Kent State W 30-7
10/26 at Miami L 7-31
11/2 Marshall W 54-28
11/9 Ohio University L 27-28
11/16 at Northern Illinois L 6-7
11/23 at Xavier W 44-14
Record: 6-3-1
Points: 267, Opposition 147

1969

Coach: Don Nehlen
Captains: Joe Green, Dave Roeser
9/20 Utah State L 6-14
9/27 at Dayton W 27-7
10/4 Western Michigan W 21-10
10/11 Toledo L 26-27
10/18 at Kent State W 7-0
10/25 Miami W 3-0
11/1 at Marshall L 16-21
11/8 at Ohio University W 23-16
11/15 at West Texas L 12-28
11/22 Northern Illinois W 38-23
Record: 6-4
Points: 179, Opposition 146

1970

Coach: Don Nehlen
Captains: Phil Villapiano, Dave Finley, Vern Wireman
9/19 at Utah State L 14-33
9/26 Dayton T 14-14
10/3 at Western Mich. L 3-23
10/10 at Toledo L 0-20
10/17 Kent State W 44-0
10/24 at Miami L 3-7
10/31 Marshall W 26-24
11/7 Ohio University L 7-34
11/14 West Texas State L 7-23
Record: 2-6-1
Points: 118, Opposition 178

1971

Coach: Don Nehlen
Captains: Don Plusquellic, Jerry Fields, Larry Meador
9/18 at Ohio University W 20-19
9/25 East Carolina W 47-21
10/2 Western Michigan W 23-6
10/9 Toledo L 7-24
10/16 at Kent State W 46-33
10/23 Miami W 33-7
10/30 at Marshall L 10-12
11/6 at Texas Arlington W 34-17
11/13 Xavier L 27-42
11/20 at Dayton L 16-26
Record: 6-4
Points: 263, Opposition 207

1972

Coach: Don Nehlen
Captains: Bill Montrie, Bill Pittman
9/16 at Purdue W 17-14
9/23 at Miami W 16-7
9/30 at Western Mich. T 13-13
10/7 at Toledo W 19-8
10/14 Kent State L 10-14
10/21 at San Diego State L 19-35
10/28 Marshall W 46-7
11/4 Ohio University W 17-0
11/11 Dayton W 17-0
11/18 at Tampa L 22-29
Record: 6-3-1
Points: 184, Opposition 127

1973

Coach: Don Nehlen
Captains: Greg Meczka, John Villapiano
9/15 at Syracuse W 41-14
9/22 at Dayton W 31-16
9/29 Western Michigan W 31-20
10/6 Toledo W 49-35
10/13 at Kent State L 7-21
10/20 Miami L 8-31
10/27 at Marshall W 24-21
11/3 at Ohio University L 23-24
11/10 Eastern Michigan W 31-7
11/17 Northern Illinois W 21-20
Record: 7-3
Points: 266, Opposition 209

1974

Coach: Don Nehlen
Captains: Joe Russell, Hal Thomas
9/14 at East Carolina L 6-24
9/21 Dayton W 41-21
9/28 at Western Mich. W 21-13
10/5 at Toledo L 19-24
10/12 Kent State W 26-10
10/19 at Miami L 10-34
10/26 Marshall W 28-3
11/2 Ohio University L 22-33
11/9 Arkansas State W 17-0
11/16 at So. Mississippi W 38-20
11/23 at San Diego State T 21-21
Record: 6-4-1
Points: 249, Opposition 203

1975

Coach: Don Nehlen
Captains: Steve Studer, Art Thompson
9/13 at Brigham Young W 23-21
9/20 So. Mississippi W 16-14
9/27 at Dayton W 21-14
10/4 Western Michigan W 28-0
10/11 Toledo W 34-17
10/18 Kent State+ W 35-9
10/25 Miami L 17-20
11/1 Ball State L 20-27
11/8 at Ohio University W 19-17
11/15 at Southern Illinois W 48-6
11/22 at Texas Arlington L 17-21
Record: 8-3
Points: 278, Opposition 166
+ played at Cleveland Municipal Stadium

1976

Coach: Don Nehlen
Captains: Greg Davidson, Dan Salett
9/11 at Syracuse W 22-7
9/18 Eastern Michigan W 53-12
9/25 San Diego State L 15-27
10/2 at Western Mich. W 31-28
10/9 at Toledo W 29-28
10/16 Kent State W 17-13
10/23 at Miami L 7-9
10/30 Central Michigan L 28-38
11/6 Ohio University L 26-31
11/13 Southern Illinois W 35-7
11/20 at Tenn.-Chatt. L 29-49
Record: 6-5
Points: 292, Opposition 249

1977

Coach: Denny Stolz
Captains: Doug Smith, Mark Miller, Alex Prosak
9/10 at Grand Valley St. W 17-6
9/17 at Eastern Michigan L 6-16
9/24 Iowa State L 21-35
10/1 Western Michigan W 34-14
10/8 Toledo W 21-13
10/15 at Kent State W 14-10
10/22 Miami L 13-33
10/29 at Central Michigan L 28-35
11/5 Tenn.-Chattanooga L 33-37
11/12 at Ohio University W 39-27
11/19 at Hawaii L 21-41
11/26 at Long Beach St. L 28-29
Record: 5-7
Points: 275, Opposition 296

1978

Coach: Denny Stolz
Captains: Dirk Abernathy, Joe Studer
9/9 at Villanova L 28-35
9/16 at Eastern Michigan W 43-6
9/23 Grand Valley State W 49-3
9/30 at Western Michigan L 20-24
10/7 at Toledo W 45-27
10/14 Kent State W 28-20
10/21 at Miami L 7-18
10/28 Central Michigan L 7-38
11/4 Ball State L 14-39
11/11 at So. Mississippi L 21-38
11/18 Ohio University L 15-19
Record: 4-7
Points: 277, Opposition 267

1979

Coach: Denny Stolz
Captains: Bob Harris, Mike Wright
9/8 Eastern Michigan W 32-6
9/15 at Iowa State L 10-38
9/22 Central Michigan L 0-24
9/29 at Western Mich. W 15-3
10/6 Toledo L 17-23
10/13 at Kent State W 28-17
10/20 Miami L 3-21
10/27 at Ball State L 23-38
11/3 at Kentucky L 14-20
11/10 So. Mississippi W 31-27
11/17 at Ohio University L 21-48
Record: 4-7
Points: 194, Opposition 265

1980

Coach: Denny Stolz
Captains: Craig Valentine, Tim Ross, Dan Shetler
9/6 at Richmond L 17-20
9/13 Eastern Michigan L 16-18
9/20 Long Beach L 21-23
9/27 at Kentucky L 20-21
10/4 at Western Mich. W 17-14
10/11 at Toledo W 17-6
10/18 Kent State W 24-3
10/25 at Miami L 3-7
11/1 Ball State W 24-21

11/8 at Central Michigan L 10-32
11/22 Ohio University L 20-21
Record: 4-7
Points: 189, Opposition 186

1981

Coach: Denny Stolz
Captains: Tom Glendingen, Doug Carr, Craig Valentine
9/12 at Baylor L 0-38
9/19 at Ohio University L 21-23
9/26 at Michigan State L 7-10
10/3 Western Michigan L 7-21
10/10 Miami T 7-7
10/17 at Northern Illinois W 17-10
10/24 Toledo W 38-0
10/30 Kent State W 13-7
11/7 at Ball State W 14-10
11/14 at Eastern Mich. W 28-0
11/21 Central Michigan L 3-6
Record: 5-5-1
Points: 155, Opposition 132

1982

Coach: Denny Stolz
Captains: Terry Gyetvai, Shawn Potts, Andre Young
9/4 Ohio University W 40-0
9/18 at Central Michigan W 34-30
10/2 Western Michigan W 7-3
10/9 at Miami L 12-17
10/16 Northern Illinois W 20-18
10/23 at Toledo L 10-24
10/30 at Kent State W 41-7
11/6 Ball State W 28-7
11/13 Eastern Michigan W 24-7
11/20 at Long Beach L 7-24
11/25 at North Carolina L 14-33
12/18 *at Fresno State L 28-29
Record: 7-5
Points: 265, Opposition 199
*California Bowl (Fresno, CA)

1983

Coach: Denny Stolz
Captains: Martin Bayless, Mark Emans
9/10 at Fresno State W 35-27
9/17 at Brigham Young L 28-63
9/24 Miami W 17-14
10/1 at Eastern Mich. W 26-21
10/8 Toledo L 3-6
10/15 at Western Mich. W 23-20
10/22 at Northern Illinois L 23-24
10/29 Central Michigan W 15-14
11/5 Ball State W 45-30
11/12 at Ohio University W 24-20
11/19 Kent State W 38-3
Record: 8-3
Points: 277, Opposition 242

1984

Coach: Denny Stolz
Captains: Joe Prchlik, Brian Johnson, Dean Hall
9/8 Richmond W 55-28
9/15 at Oklahoma State L 14-31
9/22 at Miami W 41-10
9/29 Eastern Michigan W 35-27
10/6 at Toledo L 6-17
10/13 Western Michigan W 34-7
10/20 Northern Illinois W 28-6
10/27 at Central Michigan L 21-42
11/3 at Ball State W 38-13
11/10 Ohio University W 28-7
11/17 at Kent State W 27-10
Record: 8-3
Points: 327, Opposition 198

1985

Coach: Denny Stolz
Captains: Brian McClure, Chris Hartman, Stan Hunter
9/7 at Ball State W 31-6
9/14 at Kentucky W 30-26



2017 BGSU FOOTBALL

12 MAC CHAMPIONSHIPS | 13 BOWL GAME APPEARANCES

RECORD BOOK • THROUGH THE YEARS

RECORD BOOK

9/21	Miami	W	28-24
9/28	Akron	W	27-22
10/5	at Western Mich.	W	48-7
10/12	at Eastern Mich.	W	42-24
10/19	Central Michigan	W	23-18
10/26	Kent State	W	26-14
11/2	at Northern Illinois	W	34-14
11/16	Toledo	W	21-0
11/23	at Ohio University	W	38-17
12/14	*at Fresno State	L	7-51

Record: Won 11, Lost 1
Points: 355, Opposition 223
*California Bowl (Fresno, CA)

1986

Coach: Moe Ankeny
Captains: Gerald Bayless, Paul Schweitzer

9/6	Ohio University	W	21-16
9/13	at Minnesota	L	7-31
9/20	at Central Michigan	L	10-20
9/27	at Miami	L	7-24
10/4	Western Michigan	W	17-3
10/11	Eastern Michigan	W	24-10
10/18	at Washington	L	0-48
10/25	at Kent State	W	31-15
11/1	Northern Illinois	L	8-16
11/8	Ball State	W	20-17
11/15	at Toledo	L	3-22

Record: 5-6
Points: 148, Opposition 222

1987

Coach: Moe Ankeny
Captains: John Hunter, Mike Otten

9/5	at Penn State	L	19-45
9/12	Youngstown State	L	17-20
9/19	at Ball State	W	24-0
9/26	Western Michigan	L	27-34
10/3	at Arizona	L	7-45
10/10	at Ohio University	W	28-7
10/17	Toledo	W	20-6
10/31	at Miami	L	7-17
11/7	Kent	W	30-20
11/14	at Eastern Michigan	L	18-38
11/21	Central Michigan	W	18-17

Record: 5-6
Points: 215, Opposition 249

1988

Coach: Moe Ankeny
Captains: Kyle Kramer, Eric Smith

9/3	at West Virginia	L	14-62
9/10	Ball State	L	10-34
9/17	at Texas Christian	L	12-49
9/24	at Toledo	L	5-34
10/1	at Western Mich.	L	10-37
10/8	Ohio	W	42-0
10/15	at Central Michigan	L	3-21
10/22	Youngstown State	W	20-16
10/29	Miami	T	21-21
11/5	at Kent	L	19-31
11/12	Eastern Michigan	L	3-28

Record: 2-8-1
Points: 159, Opposition 333

1989

Coach: Moe Ankeny
Captains: Larry Lambright, Rich Dackin, Mike Holmes

9/9	at East Carolina	L	6-41
9/16	Ball State	L	3-28
9/23	Central Michigan	W	24-20
9/30	Akron	L	24-38
10/7	at Ohio	W	31-28
10/14	Toledo	W	27-23
10/21	at Eastern Michigan	L	13-21
10/28	at Miami	L	13-17
11/4	Kent	W	51-28
11/11	at Western Mich.	W	31-30
11/18	at Tulsa	L	10-45

Record: 5-6
Points: 233, Opposition 319

1990

Coach: Moe Ankeny
Captains: Charles Dotson, Brian Sherman, Pat Jackson

9/2	Cincinnati+	W	34-20
9/8	at Virginia Tech	L	7-21
9/22	at Central Michigan	L	0-17
9/29	at Ball State	L	6-16
10/6	Ohio	T	10-10
10/13	at Toledo	L	13-19
10/20	Eastern Michigan	W	25-15
10/27	Miami	T	10-10
11/3	at Kent	W	20-16
11/10	Western Michigan	L	13-19

Record: 3-5-2
Points: 138, Opposition 163
+played at Riverfront Stadium

1991

Coach: Gary Blackney
Captains: Brian Sherman, Terry Wilson

8/31	Eastern Michigan	W	17-6
9/5	at West Virginia	L	17-24
9/21	Cincinnati	W	20-16
9/28	at Navy	W	22-19
10/5	Central Michigan	W	17-10
10/12	at Ohio	W	45-14
10/19	Toledo	W	24-21
10/26	at Western Mich.	W	23-10
11/2	at Miami	W	17-7
11/9	Kent	W	35-7
11/16	at Ball State	W	14-13
12/14	*at Fresno State	W	28-21

Record: 11-1
Points: 279, Opposition 168
*California Raisin Bowl (Fresno, CA)

1992

Coach: Gary Blackney
Captains: Erik White, Artie Mangham, Dave Bielinski

9/3	Western Michigan	W	29-19
9/12	at Ohio State	L	6-17
9/19	at Wisconsin	L	18-39
9/26	East Carolina	W	44-34
10/3	at Central Michigan	W	17-14
10/10	Ohio	W	31-14
10/17	at Toledo	W	10-9
10/24	at Akron	W	24-3
10/31	Miami	W	44-24
11/7	at Kent	W	28-22
11/14	Ball State	W	38-6
12/18	*Nevada	W	35-34

Record: 10-2
Points: 324, Opposition 235
*Las Vegas Bowl (Las Vegas, NV)

1993

Coach: Gary Blackney
Captains: Vince Palko, Zeb Jackson

9/4	at Virginia Tech	L	16-33
9/11	Cincinnati	W	21-7
9/25	at Navy	L	20-27
10/2	Toledo	W	17-10
10/9	at Ohio	W	20-0
10/16	Akron	W	49-7
10/23	at Ball State	T	26-26
10/30	at Miami	W	30-25
11/6	Kent	W	40-7
11/13	at Central Michigan	L	15-17
11/20	Western Michigan	T	14-14

Record: 6-3-2
Points: 268, Opposition 173

1994

Coach: Gary Blackney
Captains: Vince Palko, Rameir Martin

9/1	at N. Carolina State	L	15-20
9/10	at Akron	W	45-0
9/17	Navy	W	59-21
9/24	at Eastern Mich.	W	30-13
10/1	at Cincinnati	W	38-0
10/8	Ohio	W	32-0
10/15	at Toledo	W	31-16

10/22	Ball State	W	59-36
10/29	Miami	W	27-16
11/5	at Kent	W	22-16
11/12	Central Michigan	L	33-36

Record: 9-2
Points: 391, Opposition 174

1995

Coach: Gary Blackney
Captains: Cal Bowers, Greg Cepek, Jason Woullard

8/31	Louisiana Tech	L	21-28
9/9	at Missouri	W	17-10
9/16	Akron	W	50-12
9/23	at Central Michigan	L	16-22
9/30	at Temple	W	37-31
10/7	Miami	L	0-21
10/14	at Ball State	L	10-30
10/21	Toledo	L	16-35
10/28	at Western Mich.	L	0-17
11/4	Ohio	W	33-7
11/11	at Kent	W	26-15

Record: 5-6
Points: 226, Opposition 228

1996

Coach: Gary Blackney
Captains: Kevin O'Neill, Courtney Davis

8/31	at Alabama	L	7-21
9/14	Temple	W	20-16
9/21	at Miami	W	14-10
9/28	Central Michigan	W	31-27
10/5	at Toledo	L	16-24
10/12	Kent	W	31-24
10/19	Ball State	L	11-16
10/26	at Ohio	L	0-38
11/2	at Akron	L	14-21
11/9	Western Mich. (OT)	L	13-16
11/16	at Central Florida	L	19-27

Record: 4-7
Points: 176, Opposition 240

1997

Coach: Gary Blackney
Captains: Kevin O'Neill, John Kuck

8/30	at Louisiana Tech	L	23-30
9/6	Miami	W	28-21
9/13	at Ohio State	L	13-44
9/20	at Akron	W	31-28
9/27	at Kansas State	L	0-58
10/4	Northern Illinois	W	35-10
10/11	Western Michigan	L	21-34
10/18	at Ohio	L	0-24
10/25	Toledo	L	20-35
11/1	at Kent	L	20-29
11/8	at Marshall	L	0-28

Record: 3-8
Points: 191, Opposition 341

1998

Coach: Gary Blackney
Captains: Tony Holcomb, Morty Bryce

9/5	at Missouri	L	0-37
9/12	at Penn State	L	3-48
9/26	Central Florida	L	31-38
10/3	Ohio	W	35-7
10/10	at Miami	L	12-24
10/17	at Toledo	L	16-24
10/24	Kent	W	42-21
10/31	Marshall	W	34-13
11/7	Akron	W	58-21
11/14	at Western Michigan	L	27-56
11/21	at Northern Illinois	W	34-23

Record: 5-6
Points: 292, Opposition 312

1999

Coach: Gary Blackney
Captains: D.J. Durkin, Brent Martin

9/4	at Pittsburgh	L	10-30
9/11	Tennessee Tech	W	40-15
9/18	at Marshall	L	16-35
9/25	at Kent	L	27-41
10/2	Toledo	W	34-23
10/9	Miami	L	31-45

10/16	at Akron	L	25-55
10/23	at Ohio	L	14-17
10/30	Central Michigan	W	31-7
11/13	Ball State	W	35-14
11/20	at Central Fla. (OT)	W	33-30

Record: 5-6
Points: 326, Opposition 312

2000

Coach: Gary Blackney
Captains: D.J. Durkin, Eric Curl, Rob Fehrman

9/2	at Michigan	L	7-42
9/9	Pittsburgh	L	16-34
9/16	at Temple	L	14-31
9/23	at Buffalo	L	17-20
9/30	at Kent State	W	18-11
10/7	Akron	L	21-27
10/14	at Miami	L	10-24
10/21	Eastern Michigan	W	20-6
11/4	Marshall	L	13-20
11/11	Ohio	L	21-23
11/22	at Toledo	L	17-51

Record: 2-9
Points: 174, Opposition 289

2001

Coach: Urban Meyer
Captains: Khary Campbell, Kurt Gerling, Ryan Wingrove, Malcolm Robinson

9/1	at Missouri	W	20-13
9/8	Buffalo	W	35-0
9/22	Temple	W	42-23
9/29	at Marshall	L	31-37
10/6	Kent State	W	24-7
10/13	at W. Michigan	L	28-37
10/20	at Akron	W	16-11
11/3	Miami	L	21-24
11/10	at Ohio	W	17-0
11/17	at Northwestern	W	43-42
11/23	Toledo	W	56-21

Record: 8-3
Points: 333, Opposition 215

2002

Coach: Urban Meyer
Captains: Chris Haneline, Robert Redd, Andy Sahn, Jon Mazur

8/29	Tennessee Tech	W	41-7
9/14	Missouri	W	51-28
9/21	at Kansas	W	39-16
10/5	Ohio	W	72-21
10/12	at Central Michigan	W	45-35
10/19	Western Michigan	W	48-45
10/26	Ball State	W	38-20
11/2	at Kent State	W	45-14
11/9	at Northern Illinois	L	17-26
11/16	at South Florida	L	7-29
11/23	Eastern Michigan	W	63-21
11/30	at Toledo	L	24-42

Record: 9-3
Points: 490, Opposition 304

2003

Coach: Gregg Brandon
Captains: Jovon Burkes, Josh Harris, Mitch Hewitt, Craig Jarrett

8/28	Eastern Kentucky	W	63-13
9/6	at #16 Purdue	W	27-26
9/13	Liberty	W	62-3
9/20	at #4 Ohio State	L	17-24
10/4	Central Michigan	W	23-3
10/11	at Western Michigan	W	32-21
10/18	at Eastern Michigan	W	33-20
10/25	#12 N. Illinois	W	34-18
11/4	at Miami	L	10-33
11/15	Kent State	W	42-33
11/22	at Ball State	W	41-14
11/29	Toledo	W	31-23
12/4	Miami (MAC Chmp)	L	27-49
12/26	*Northwestern	W	28-24

Record: 11-3
Points: 470, Opposition 304
*Motor City Bowl (Detroit, Michigan)

2017 BGSU FOOTBALL

12 MAC CHAMPIONSHIPS | 13 BOWL GAME APPEARANCES



RECORD BOOK • THROUGH THE YEARS

RECORD BOOK

2004

Coach: Gregg Brandon
 Captains: Jovon Burkes, Mike Thaler, Scott Mruczkowski, Cole Magner

9/4	at Oklahoma	L	24-40
9/11	SE Missouri State	W	49-10
9/24	at Northern Illinois	L	17-34
10/2	at Temple	W	70-16
10/9	at Central Michigan	W	38-14
10/16	Ball State	W	51-13
10/23	at Ohio	W	41-16
10/30	Eastern Michigan	W	41-20
11/6	Western Michigan	W	52-0
11/13	Marshall	W	56-35
11/23	at Toledo	L	41-49
12/22	*Memphis	W	52-35

Record: 9-3
 Points: 532, Opposition 282
 *GMAC Bowl (Mobile, Alabama)

2005

Coach: Gregg Brandon
 Captains: Steve Sanders, Teddy Piepkow, Rob Warren, Mike Thaler, Omar Jacobs

9/3	at Wisconsin	L	42-56
9/10	at Ball State	W	40-31
9/21	at Boise State	L	20-48
10/1	Temple	W	70-7
10/8	Ohio	W	38-14
10/15	at Buffalo	W	27-7
10/22	Western Michigan	L	14-45
10/29	Akron	L	14-24
11/5	at Kent State	W	24-14
11/15	at Miami	W	42-14
11/22	Toledo (2OT)	L	41-49

Record: 6-5
 Points: 372, Opposition 304

2006

Coach: Gregg Brandon
 Captains: Ken Brantley, Kory Lichtensteiger, Devon Parks, Brad Williams

9/2	Wisconsin #	L	14-35
9/9	Buffalo	W	48-40
9/16	at Florida International	W	33-28
9/23	Kent State	L	3-38
9/30	at Ohio	W	21-9
10/7	at Ohio State	L	7-35
10/14	Eastern Michigan	W	24-21
10/19	at Central Michigan	L	14-31
10/28	at Temple	L	14-28
11/4	at Akron	L	28-35
11/15	Miami	L	7-9
11/21	at Toledo	L	21-31

Record: 4-8
 Points: 234, Opposition 340
 # Cleveland Browns Stadium - Cleveland, Ohio

2007

Coach: Gregg Brandon
 Captains: Kory Lichtensteiger, Loren Hargrove, Antonio Smith, Corey Partridge, Sean O'Drobinak

9/1	at Minnesota (OT)	W	32-31
9/8	at Michigan State	L	17-28
9/22	Temple	W	48-35
9/29	Western Kentucky	W	41-21
10/6	at Boston College	L	24-55
10/13	at Miami	L	14-47
10/20	at Kent State	W	31-20
10/27	Ohio	L	27-38
11/2	Akron	W	44-20
11/9	at Eastern Michigan	W	39-32
11/17	at Buffalo	W	31-17
11/23	Toledo	W	37-10
1/06	Tulsa*	L	7-63

Record: 8-5
 Points: 392, Opposition 417
 * GMAC Bowl (Mobile, Ala.)

2008

Coach: Gregg Brandon
 Captains: Corey Partridge, Antonio Smith, John Haneline, Jeff Fink, Brandon Curtis

8/30	at Pittsburgh	W	27-17
9/6	Minnesota	L	17-42
9/13	at Boise State	L	7-20
9/27	at Wyoming	W	45-16
10/4	Eastern Michigan	L	21-24
10/11	at Akron	W	37-33
10/18	Miami	L	20-27
10/25	at Northern Illinois	L	13-16
11/1	Kent State	W	45-30
11/8	at Ohio	W	28-3
11/21	Buffalo (2OT)	L	34-40
11/28	at Toledo	W	38-10

Record: 6-6
 Points: 332, Opposition 278

2009

Coach: Dave Clawson
 Captains: Freddie Barnes, Cody Basler, Jahmal Brown, Jimmy Scheidler, Tyler Sheehan

9/3	Troy	W	31-14
9/12	at #25 Missouri	L	20-27
9/19	at Marshall	L	10-17
9/26	#4 Boise State	L	14-49
10/3	Ohio	L	37-44
10/10	at Kent State	W	36-35
10/17	at Ball State	W	31-17
10/24	Central Michigan	L	10-24
11/3	at Buffalo	W	30-29
11/12	at Miami	W	35-14
11/20	Akron	W	36-20
11/27	Toledo	W	38-24
12/30	Idaho*	L	42-43

Record: 7-6
 Points: 370, Opposition 357
 * Humanitarian Bowl (Boise, ID)

2010

Coach: Dave Clawson
 Captains: Ben Bojicic, Eugene Fells, Willie Geter, Calvin Wiley

9/4	at Troy	L	27-30
9/11	at Tulsa	L	20-33
9/18	Marshall	W	44-28
9/25	at Michigan	L	21-65
10/2	Buffalo	L	26-28
10/9	at Ohio	L	25-49
10/16	at Temple	L	27-28
10/23	Kent State	L	6-30
10/30	at Central Michigan	W	17-14
11/10	Miami	L	21-24
11/17	at Toledo	L	14-33
11/26	Western Michigan	L	7-41

Record: 2-10
 Points: 255, Opposition 403

2011

Coach: Dave Clawson
 Captains: Ben Bojicic, Chris Jones

9/1	at Idaho	W	32-15
9/10	Morgan State	W	58-13
9/17	Wyoming	L	27-28
9/24	at Miami	W	37-23
10/1	at West Virginia	L	10-55
10/8	at Western Michigan	L	21-45
10/15	Toledo	L	21-28
10/22	Temple	W	13-10
10/29	at Kent State	L	15-27
11/8	Northern Illinois	L	14-45
11/16	Ohio	L	28-29
11/25	at Buffalo	W	42-28

Record: 5-7
 Points: 318, Opposition 346

2012

Coach: Dave Clawson
 Captains: Dominic Flewellyn, Ronnie Goble, Chris Jones, Matt Schilz, Paul Swan, Bart Tanski

9/1	at #23 Florida	L	14-27
9/8	Idaho	W	21-13
9/15	at Toledo	L	15-27
9/22	at Virginia Tech	L	0-37
9/29	Rhode Island	W	48-8
10/6	at Akron	W	24-10
10/13	Miami	W	37-12
10/20	at UMass	W	24-0
10/27	Eastern Michigan	W	24-3
11/07	at Ohio	W	26-14
11/17	#25 Kent State	L	24-31
11/23	Buffalo \$	W	21-7
12/27	vs. #24 San Jose State #	L	20-29

Record: 8-5
 Points: 298, Opposition 218
 \$ Contest played at Columbus Crew Stadium in Columbus, Ohio
 # Military Bowl (Washington D.C.)

2013

Coach: Dave Clawson
 Captains: Dominic Flewellyn, Ronnie Goble, Chief Kekuewa, Alex Bayer, BooBoo Gates, Paul Swan, Gabe Martin, Jairus Campbell

8/29	Tulsa	W	34-7
9/7	at Kent State	W	41-22
9/14	at Indiana	L	10-42
9/21	Murray State	W	48-7
9/28	Akron	W	31-14
10/5	UMass	W	28-7
10/12	at Mississippi State	L	20-21
10/26	Toledo	L	25-28
11/5	at Miami	W	45-3
11/12	Ohio	W	49-0
11/23	at Eastern Michigan	W	58-7
11/29	at Buffalo	W	24-7
12/6	vs. Northern Illinois*	W	47-27
12/26	vs. Pittsburgh #	L	27-30

Record: 10-4
 Points: 487, Opposition 222
 * MAC Championship Game (Ford Field - Detroit, Mich.)
 # Little Caesars Pizza Bowl (Ford Field - Detroit, Mich.)

2014

Coach: Dino Babers
 Captains: Gabe Martin, Alex Huettel

8/29	at Western Kentucky	L	31-59
9/6	VMI	W	48-7
9/13	Indiana	W	45-42
9/20	at Wisconsin	L	17-68
9/27	at UMass	W	47-42
10/4	Buffalo	W	36-35
10/11	at Ohio	W	31-13
10/18	Western Michigan	L	14-26
11/4	at Akron	W	27-10
11/12	Kent State	W	30-20
11/19	at Toledo	L	20-27
11/28	Ball State	L	24-41
12/5	vs. Northern Illinois*	L	17-51
12/20	vs. South Alabama #	W	33-28

Record: 8-6
 Points: 420, Opposition 469
 * MAC Championship Game (Ford Field - Detroit, Mich.)
 # Camellia Bowl (Cramton Bowl - Montgomery, Ala.)

2015

Coach: Dino Babers
 Captains: Matt Johnson, Travis Greene, Alex Huettel, Zach Colvin, James Sanford, Darnard Turner

9/5	vs. Tennessee \$	L	30-59
9/12	at Maryland	W	48-27
9/19	Memphis	L	41-44
9/26	at Purdue	W	35-28

10/3	at Buffalo	W	28-22
10/10	UMass	W	62-38
10/17	Akron	W	59-10
10/24	at Kent State	W	48-0
11/4	Ohio	W	62-24
11/11	at Western Michigan	W	41-27
11/17	Toledo	L	28-44
11/24	at Ball State	W	48-10
12/4	vs. Northern Illinois*	W	34-14
12/23	vs. Ga. Southern #	L	27-58

Record: 10-4
 Points: 591, Opposition 405
 \$ Nashville, Tenn. (L.P. Field)
 * MAC Championship Game (Ford Field - Detroit, Mich.)
 # GoDaddy Bowl (Ladd-Peebles Stadium - Mobile, Ala.)

2016

Coach: Mike Jinks
 Captains: Alfonso Mack, Trent Greene, Logan Dietz, Fred Coppet

9/3	at #6 Ohio State	L	10-77
9/10	North Dakota	W	27-26
9/17	Middle Tennessee St	L	21-41
9/24	at Memphis	L	3-77
10/1	Eastern Michigan	L	25-28
10/8	at Ohio	L	24-30
10/15	at Toledo	L	35-42
10/22	Miami	L	26-40
11/1	at Northern Illinois	L	20-45
11/9	at Akron	W	38-28
11/15	Kent State	W	42-7
11/25	Buffalo	W	27-19

Record: 4-8
 Points: 298, Opposition 460

Conference championship seasons are highlighted by a gray background. BGSU has won five Northwestern Ohio Intercollegiate Athletic Association championships (1921, 1922, 1925, 1928, 1929) and 12 Mid-American Conference Championships (seasons with gray background from 1959 forward).



2017 BGSU FOOTBALL

12 MAC CHAMPIONSHIPS | 13 BOWL GAME APPEARANCES

RECORD BOOK • ALL-TIME COACHES

RECORD BOOK



John Stitt

Year	Record	Pct.	Home	Away	Neutral	League	Record	Pct.	Home	Away	Neutral	Finish
1919	0-3-0	.000	0-2-0	0-1-0	0-0-0	None	---	---	---	---	---	---
1 Year	0-3-0	.000	0/28									




Walter Jean

Year	Record	Pct.	Home	Away	Neutral	League	Record	Pct.	Home	Away	Neutral	Finish
1920	1-4-0	.250	0-2-0	1-2-0	0-0-0	None	---	---	---	---	---	---
1 Year	1-4-0	.250	0-2-0	1-2-0	0-0-0							



Earl C. Krieger

Year	Record	Pct.	Home	Away	Neutral	League	Record	Pct.	Home	Away	Neutral	Finish
1921	3-1-1	.700	1-0-1	2-1-0	0-0-0	NOIAA	N/A	---	---	---	---	1st
1 Year	3-1-1	.700	1-0-1	2-1-0	0-0-0	NOIAA						1 Title




Allen Snyder

Year	Record	Pct.	Home	Away	Neutral	League	Record	Pct.	Home	Away	Neutral	Finish
1922	4-2-1	.643	1-1-1	3-1-0	0-0-0	NOIAA	N/A	---	---	---	---	1st
1 Year	4-2-1	.643	1-1-1	3-1-0	0-0-0	NOIAA						1 Title



R.B. McCandless

Year	Record	Pct.	Home	Away	Neutral	League	Record	Pct.	Home	Away	Neutral	Finish
1923	3-5-0	.375	3-1-0	0-4-0	0-0-0	NOIAA	N/A	---	---	---	---	---
1 Year	3-5-0	.375	3-1-0	0-4-0	0-0-0	NOIAA						



Warren E. Steller

Year	Record	Pct.	Home	Away	Neutral	League	Record	Pct.	Home	Away	Neutral	Finish
1924	3-4-0	.429	1-1-0	2-3-0	0-0-0	NOIAA	N/A	---	---	---	---	---
1925	3-1-3	.643	2-1-1	1-0-2	0-0-0	NOIAA	N/A	---	---	---	---	1st
1926	4-3-1	.563	3-1-0	1-2-1	0-0-0	NOIAA	N/A	---	---	---	---	---
1927	5-1-1	.786	2-1-0	3-0-1	0-0-0	NOIAA	N/A	---	---	---	---	---
1928	5-0-2	.857	2-0-2	3-0-0	0-0-0	NOIAA	N/A	---	---	---	---	1st
1929	4-2-1	.643	3-1-0	1-1-1	0-0-0	NOIAA	N/A	---	---	---	---	1st
1930	6-0-2	.875	3-0-1	3-0-1	0-0-0	NOIAA	N/A	---	---	---	---	---
1931	3-1-4	.625	3-0-2	0-1-2	0-0-0	None	---	---	---	---	---	---
1932	3-3-1	.500	2-2-0	1-1-1	0-0-0	None	---	---	---	---	---	---
1933	2-3-2	.429	1-1-2	1-2-0	0-0-0	OAC	1-3-2	.333	0-1-2	1-2-0	0-0-0	16th
1934	2-3-2	.429	1-1-2	1-2-0	0-0-0	OAC	2-3-2	.429	1-1-2	1-2-0	0-0-0	13th
11 Years	40-21-19	.619	23-9-10	17-12-9	0-0-0	Total	3-6-4	.385	1-2-4	2-4-0	0-0-0	3 Titles
						NOIAA						3 Titles
						OAC	3-6-4	.385	1-2-4	2-4-0	0-0-0	0 Titles



RECORD BOOK • ALL-TIME COACHES



Harry Ockerman

Year	Record	Pct.	Home	Away	Neutral	League	Record	Pct.	Home	Away	Neutral	Finish
1935	1-6-0	.143	1-3-0	0-3-0	0-0-0	OAC	0-6-0	.000	0-3-0	0-3-0	0-0-0	t19th
1936	4-2-3	.611	1-1-2	3-1-1	0-0-0	OAC	2-1-3	.583	0-1-2	2-0-1	0-0-0	11th
1937	3-4-1	.438	2-2-0	1-2-1	0-0-0	OAC	2-3-1	.417	1-2-0	1-1-1	0-0-0	12th
1938	3-2-3	.563	2-1-1	1-1-2	0-0-0	OAC	2-2-2	.500	2-1-0	0-1-2	0-0-0	11th
1939	6-1-1	.813	3-1-0	3-0-1	0-0-0	OAC	3-1-1	.700	1-1-0	2-0-1	0-0-0	t7th
1940	3-4-1	.438	1-2-0	2-2-1	0-0-0	OAC	2-2-1	.500	0-2-0	2-0-1	0-0-0	11th
6 Years	20-19-9	.510	10-10-3	10-9-6	0-0-0	OAC	11-15-8	.441	4-10-2	7-5-6	0-0-0	0 Titles



Robert Whittaker

Year	Record	Pct.	Home	Away	Neutral	League	Record	Pct.	Home	Away	Neutral	Finish
1941	7-1-1	.833	3-0-1	4-1-0	0-0-0	OAC	4-0-1	.900	2-0-1	2-0-0	0-0-0	4th
1942	6-2-1	.722	4-1-0	2-1-1	0-0-0	None	---	---	---	---	---	---
1943	5-3-1	.611	4-1-0	1-2-1	0-0-0	None	---	---	---	---	---	---
1944	5-3-0	.625	2-1-0	3-1-0	0-1-0	None	---	---	---	---	---	---
1945	4-3-0	.571	2-0-0	2-3-0	0-0-0	None	---	---	---	---	---	---
1946	5-3-0	.625	3-1-0	2-2-0	0-0-0	None	---	---	---	---	---	---
1947	5-5-0	.500	5-0-0	0-5-0	0-0-0	None	---	---	---	---	---	---
1948	8-0-1	.944	3-0-1	5-0-0	0-0-0	None	---	---	---	---	---	---
1949	4-5-0	.444	3-1-0	1-4-0	0-0-0	None	---	---	---	---	---	---
1950	3-4-2	.444	2-1-1	1-3-1	0-0-0	None	---	---	---	---	---	---
1951	4-4-1	.500	1-2-1	3-2-0	0-0-0	None	---	---	---	---	---	---
1952	7-2-0	.778	3-2-0	4-0-0	0-0-0	MAC	2-2-0	.500	0-2-0	2-0-0	0-0-0	t4th
1953	1-8-0	.111	1-3-0	0-5-0	0-0-0	MAC	0-4-0	.000	0-2-0	0-2-0	0-0-0	7th
1954	2-7-0	.222	1-4-0	1-3-0	0-0-0	MAC	0-6-0	.000	0-3-0	0-3-0	0-0-0	8th
14 Years	66-50-7	.565	37-17-4	29-32-3	0-1-0	Total	6-12-1	.342	2-7-1	4-5-0	0-0-0	0 Titles
						OAC	4-0-1	.900	2-0-1	2-0-0	0-0-0	0 Titles
						MAC	2-12-0	.143	0-7-0	2-5-0	0-0-0	0 Titles



Doyt Perry

Year	Record	Pct.	Home	Away	Neutral	League	Record	Pct.	Home	Away	Neutral	Finish
1955	7-1-1	.833	4-0-0	3-1-1	0-0-0	MAC	4-1-1	.750	2-0-0	2-1-1	0-0-0	t2nd
1956	8-0-1	.944	4-0-1	4-0-0	0-0-0	MAC	5-0-1	.917	3-0-1	2-0-0	0-0-0	1st
1957	6-1-2	.778	2-1-1	4-0-1	0-0-0	MAC	3-1-2	.667	1-1-1	2-0-1	0-0-0	2nd
1958	7-2-0	.778	3-1-0	4-1-0	0-0-0	MAC	4-2-0	.667	2-1-0	2-1-0	0-0-0	3rd
1959	9-0-0	1.000	5-0-0	4-0-0	0-0-0	MAC	6-0-0	1.000	3-0-0	3-0-0	0-0-0	1st**
1960	8-1-0	.889	4-1-0	4-0-0	0-0-0	MAC	5-1-0	.833	2-1-0	3-0-0	0-0-0	2nd
1961	8-2-0	.800	4-1-0	4-0-0	0-1-0	MAC	5-1-0	.833	2-1-0	3-0-0	0-0-0	1st%
1962	7-1-1	.833	4-0-0	3-1-1	0-0-0	MAC	5-0-1	.917	3-0-0	2-0-1	0-0-0	1st
1963	8-2-0	.800	5-1-0	3-1-0	0-0-0	MAC	4-2-0	.667	2-1-0	2-1-0	0-0-0	3rd
1964	9-1-0	.900	4-1-0	5-0-0	0-0-0	MAC	5-1-0	.833	2-1-0	3-0-0	0-0-0	1st
10 Years	77-11-5	.855	39-6-2	38-4-3	0-1-0	MAC	46-9-5	.808	22-6-2	24-3-3	0-0-0	5 Titles

** - Small College National Champions

% - Mercy Bowl (Los Angeles, Calif.)



Bob Gibson

Year	Record	Pct.	Home	Away	Neutral	League	Record	Pct.	Home	Away	Neutral	Finish
1965	7-2-0	.778	3-1-0	4-1-0	0-0-0	MAC	5-1-0	.833	2-1-0	3-0-0	0-0-0	t1st
1966	6-3-0	.667	3-1-0	3-2-0	0-0-0	MAC	4-2-0	.667	2-1-0	2-1-0	0-0-0	3rd
1967	6-4-0	.600	2-3-0	4-1-0	0-0-0	MAC	2-4-0	.333	0-3-0	2-1-0	0-0-0	5th
10 Years	19-9-0	.679	8-5-0	11-4-0	0-0-0	MAC	11-7-0	.611	4-5-0	7-2-0	0-0-0	1 Title



2017 BGSU FOOTBALL

12 MAC CHAMPIONSHIPS | 13 BOWL GAME APPEARANCES

RECORD BOOK • ALL-TIME COACHES

RECORD BOOK



Don Nehlen

Year	Record	Pct.	Home	Away	Neutral	League	Record	Pct.	Home	Away	Neutral	Finish
1968	6-3-1	.650	4-1-0	2-2-1	0-0-0	MAC	3-2-1	.583	2-1-0	1-1-1	0-0-0	t3rd
1969	6-4-0	.600	3-2-0	3-2-0	0-0-0	MAC	4-1-0	.800	2-1-0	2-0-0	0-0-0	2nd
1970	2-6-1	.278	2-2-1	0-4-0	0-0-0	MAC	1-4-0	.200	1-1-0	0-3-0	0-0-0	t5th
1971	6-4-0	.600	3-2-0	3-2-0	0-0-0	MAC	4-1-0	.800	2-1-0	2-0-0	0-0-0	2nd
1972	6-3-1	.650	3-1-0	3-2-1	0-0-0	MAC	3-1-1	.700	1-1-0	2-0-1	0-0-0	2nd
1973	7-3-0	.700	4-1-0	3-2-0	0-0-0	MAC	2-3-0	.400	2-1-0	0-2-0	0-0-0	t3rd
1974	6-4-1	.591	4-1-0	2-3-1	0-0-0	MAC	2-3-0	.400	1-1-0	1-2-0	0-0-0	t4th
1975	8-3-0	.727	3-2-0	4-1-0	1-0-0	MAC	4-2-0	.667	2-2-0	1-0-0	1-0-0	t3rd
1976	6-5-0	.545	3-3-0	3-2-0	0-0-0	MAC	4-3-0	.571	2-2-0	2-1-0	0-0-0	t5th
9 Years	53-35-4	.598	29-15-1	23-20-3	1-0-0	MAC	27-20-2	.571	15-11-0	11-9-2	1-0-0	0 Titles



Denny Stoltz


Year	Record	Pct.	Home	Away	Neutral	League	Record	Pct.	Home	Away	Neutral	Finish
1977	5-7-0	.417	2-3-0	3-4-0	0-0-0	MAC	4-3-0	.571	2-1-0	2-2-0	0-0-0	t4th
1978	4-7-0	.364	2-3-0	2-4-0	0-0-0	MAC	3-5-0	.375	1-3-0	2-2-0	0-0-0	t5th
1979	4-7-0	.364	2-3-0	2-4-0	0-0-0	MAC	3-5-0	.375	1-3-0	2-2-0	0-0-0	8th
1980	4-7-0	.364	2-3-0	2-4-0	0-0-0	MAC	4-4-0	.500	2-2-0	2-2-0	0-0-0	7th
1981	5-5-1	.500	2-2-1	3-3-0	0-0-0	MAC	5-3-1	.611	2-2-1	3-1-0	0-0-0	4th
1982	7-5-0	.583	5-0-0	2-5-0	0-0-0	MAC	7-2-0	.778	5-0-0	2-2-0	0-0-0	1st%
1983	8-3-0	.727	4-1-0	4-2-0	0-0-0	MAC	7-2-0	.778	4-1-0	3-1-0	0-0-0	t2nd
1984	8-3-0	.727	5-0-0	3-3-0	0-0-0	MAC	7-2-0	.778	4-0-0	3-2-0	0-0-0	2nd
1985	11-1-0	.917	5-0-0	6-1-0	0-0-0	MAC	9-0-0	1.000	4-0-0	5-0-0	0-0-0	1st%
9 Years	56-45-1	.554	29-15-1	27-30-0	0-0-0	MAC	49-26-1	.651	25-12-1	24-14-0	0-0-0	2 Titles

% - California Bowl (Fresno, Calif.)



Moe Ankney

Year	Record	Pct.	Home	Away	Neutral	League	Record	Pct.	Home	Away	Neutral	Finish
1986	5-6-0	.455	4-1-0	1-5-0	0-0-0	MAC	5-3-0	.625	4-0-0	1-3-0	0-0-0	t2nd
1987	5-6-0	.455	3-2-0	2-4-0	0-0-0	MAC	5-3-0	.625	3-1-0	2-2-0	0-0-0	t2nd
1988	2-8-1	.227	2-2-1	0-6-0	0-0-0	MAC	1-6-1	.188	1-2-1	0-4-0	0-0-0	8th
1989	5-6-0	.455	3-2-0	2-4-0	0-0-0	MAC	5-3-0	.625	3-1-0	2-2-0	0-0-0	5th
1990	3-5-2	.400	1-1-2	1-4-0	1-0-0	MAC	2-4-2	.375	1-1-2	1-3-0	0-0-0	6th
5 Years	20-31-1	.394	13-8-1	6-23-0	1-0-0	MAC	18-19-1	.487	12-5-3	6-14-0	0-0-0	0 Titles



Gary Blackney

Year	Record	Pct.	Home	Away	Neutral	League	Record	Pct.	Home	Away	Neutral	Finish
1991	11-1-0	.917	5-0-0	6-1-0	0-0-0	MAC	8-0-0	1.000	4-0-0	4-0-0	0-0-0	1st%
1992	10-2-0	.833	5-0-0	4-2-0	1-0-0	MAC	8-0-0	1.000	4-0-0	4-0-0	0-0-0	1st\$
1993	6-3-2	.636	4-0-1	2-3-1	0-0-0	MAC	5-1-2	.750	3-0-1	2-1-1	0-0-0	3rd
1994	9-2-0	.818	4-1-0	5-1-0	0-0-0	MAC	7-1-0	.875	3-1-0	4-0-0	0-0-0	2nd
1995	5-6-0	.455	2-3-0	3-3-0	0-0-0	MAC	3-5-0	.375	2-2-0	1-3-0	0-0-0	6th
1996	4-7	.364	3-2	1-5	0-0	MAC	3-5	.375	2-2	1-3	0-0	6th
1997	3-8	.273	2-2	1-6	0-0	MAC	3-5	.375	2-2	1-3	0-0	t4th(E)
1998	5-6	.455	4-1	1-5	0-0	MAC	5-3	.625	4-0	1-3	0-0	t3rd(E)
1999	5-6	.455	4-1	1-5	0-0	MAC	3-5	.375	3-1	0-4	0-0	5th(E)
2000	2-9	.182	1-4	1-5	0-0	MAC	2-6	.250	1-3	1-3	0-0	t5th(E)
10 Years	60-50-2	.545	34-14-1	25-36-1	1-0-0	MAC	47-31-2	.600	28-11-1	19-20-1	0-0-0	2 Titles

% - California Raisin Bowl (Fresno, Calif.)

\$ - Las Vegas Bowl (Las Vegas, Nev.)



Urban Meyer

Year	Record	Pct.	Home	Away	Neutral	League	Record	Pct.	Home	Away	Neutral	Finish
2001	8-3	.727	4-1	4-2	0-0	MAC	5-3	.625	3-1	2-2	0-0	t3rd(E)
2002	9-3	.750	6-0	3-3	0-0	MAC	6-2	.750	4-0	2-2	0-0	3rd(W)
2 Years	17-6	.739	10-1	7-5	0-0	MAC	11-5	.688	7-1	4-4	0-0	0 Titles



RECORD BOOK • ALL-TIME COACHES



Gregg Brandon

Year	Record	Pct.	Home	Away	Neutral	League	Record	Pct.	Home	Away	Neutral	Finish
2003	11-3	.786	6-1	4-2	1-0	MAC	7-1	.875	4-0	3-1	0-0	1st(W)\$
2004	9-3	.750	5-0	3-3	1-0	MAC	6-2	.750	4-0	2-2	0-0	3rd(W)%
2005	6-5	.545	2-3	4-2	0-0	MAC	5-3	.625	1-3	4-0	0-0	t1st(E)^
2006	4-8	.333	2-3	2-4	0-1	MAC	3-5	.375	2-2	1-3	0-0	t3rd(E)
2007	8-5	.615	4-1	4-3	0-1	MAC	6-2	.750	3-1	3-1	0-0	t1st(E)&
2008	6-6	.500	1-4	5-2	0-0	MAC	4-4	.500	1-3	3-1	0-0	t2nd(E)
6 Years	44-30	.595	20-12	22-16	2-2	MAC	31-17	.646	15-9	16-8	0-0	0 Titles

\$ - Motor City Bowl (Detroit, Mich.)

% - GMAC Bowl (Mobile, Ala.)

^ - Three-way tie for East Division (Akron won tiebreak to play in MAC Championship)

& - Tie for East Division (Miami won tiebreak to play in MAC Championship) / GMAC Bowl (Mobile, Ala.)



Dave Clawson

Year	Record	Pct.	Home	Away	Neutral	League	Record	Pct.	Home	Away	Neutral	Finish
2009	7-6	.538	3-3	4-2	0-1	MAC	6-2	.750	2-2	4-0	0-0	3rd(E)\$
2010	2-10	.167	1-4	1-6	0-0	MAC	1-7	.125	0-4	1-3	0-0	t5th(E)
2011	5-7	.417	2-4	3-3	0-0	MAC	3-5	.375	1-3	2-2	0-0	t4th(E)
2012	8-5	.615	4-1	3-3	1-1	MAC	6-2	.750	2-1	3-1	1-0	2nd(E)%
2013	10-4	.714	5-1	4-2	1-1	MAC	7-1	.875	3-1	4-0	0-0	1st(E)^
5 Years	32-31	.508	15-13	15-16	2-2	MAC	23-17	.575	8-11	14-6	1-0	1 Title
Scheier	0-1	.000	0-0	0-0	0-1	(Adam Scheier coached 2013 Little Caesars Pizza Bowl)						

\$ - Humanitarian Bowl (Boise, Idaho)

% - Military Bowl (Washington, D.C.)

^ - Won MAC Championship Game (Detroit, Mich.) / Little Caesars Pizza Bowl (Detroit, Mich.)



Dino Babers

Year	Record	Pct.	Home	Away	Neutral	League	Record	Pct.	Home	Away	Neutral	Finish
2014	8-6	.571	4-2	3-3	1-1	MAC	5-3	.625	2-2	3-1	0-0	1st(E)\$
2015	10-4	.714	3-2	6-0	1-2	MAC	7-1	.875	3-1	4-0	0-0	1st(E)%
2 Years	18-9	.667	7-4	9-3	2-2	MAC	12-4	.750	5-3	7-1	0-0	1 Title
Ward	0-1	.000	0-0	0-0	0-1	(Brian Ward coached 2015 GoDaddy Bowl)						

\$ - Lost MAC Championship Game (Detroit, Mich.) / Camellia Bowl (Montgomery, Ala.)

% - Won MAC Championship Game (Detroit, Mich.) / GoDaddy Bowl (Mobile, Ala.)



Mike Jinks

Year	Record	Pct.	Home	Away	Neutral	League	Record	Pct.	Home	Away	Neutral	Finish
2016	4-8	.333	3-3	1-5	0-0	MAC	3-5	.375	2-2	1-3	0-0	T3rd(E)
1 Year	4-8	.333	3-3	1-5	0-0	MAC	3-5	.375	2-2	1-3	0-0	0 Titles

Head Coaches By Overall Winning Percentage

Coach	Years	W	L	T	Pct
Doyt Perry	1955-64	77	11	5	.855
Urban Meyer	2001-02	17	6	0	.739
Earl Krieger	1921	3	1	1	.700
Bob Gibson	1965-67	19	9	0	.679
Dino Babers	2014-15	18	9	0	.667
Allen Snyder	1922	4	2	1	.643
Warren Steller	1924-34	40	21	19	.619
Don Nehlen	1968-76	53	35	4	.598
Gregg Brandon	2003-08	44	30	0	.595
Robert Whittaker	1941-54	66	50	7	.565
Denny Stolz	1977-85	56	45	1	.553
Gary Blackney	1991-00	60	50	2	.540
Harry Ockerman	1935-40	20	19	9	.510
Dave Clawson	2009-13	32	31	0	.508
Moe Ankney	1986-90	20	31	3	.398
R.B. McCandless	1923	3	5	0	.375
Mike Jinks	2016	4	8	0	.333
Walter Jean	1920	1	4	0	.200
Adam Scheier (interim)	2013	0	1	0	.000
Brian Ward (interim)	2015	0	1	0	.000
John Stitt	1919	0	3	0	.000



2017 BGSU FOOTBALL

12 MAC CHAMPIONSHIPS | 13 BOWL GAME APPEARANCES

RECORD BOOK • LETTERWINNERS

RECORD BOOK

AAA

Abernathy, Clarence 82-83
 Abernathy, Dirk 76-77-78
 Achterhoff, Andy 77-79-80
 Ackerman, Gordon 47-48-49-50
 Addie, Tom 87-88-89
 Adelsperger, Bob 86
 Adjei-Barimah, Jude 11-12-13-14
 Akenberger, Zach 09-10-11
 Alberts, Charles 33
 Albon, Ross 34-35
 Albrecht, Don 72
 Albert, Scott 08-09
 Alcorn, Charles 83
 Aldridge, Gene 49-50-51
 Alexander, Aaron 98-99-00
 Alexander, Dwaylon 93-94-95
 Allen, Deon 88-89-90
 Allen, Frank 71-72
 Allen, Marcus 99-00-01-02
 Allen, Richard 69
 Allman, William 45
 Ails, Joe 99-00-01-02
 Alvarado, Kevin 08-09-10-11 (Changed Last Name to Moore in 2011)
 Anderson, Duan'te 94
 Anderson, Gary 73
 Anderson, Karl 61
 Anderson, Marlon 00
 Andrews, James 59-60
 Angelo, Carl 69
 Ankney, Howard "Moe" 62-63
 Antonelli, Anthony 48-50
 Arnold, Tim 02-03-04-05
 Arrowsmith, Harold 88-90
 Ashbridge, Richard Doug 67-68
 Asher, Dill 55-56
 Atkin, Doug 89-90
 Augenstein, Melvin 49-50
 Ault, John Willard 29-30-31
 Austin, Ron 87
 Ayers, Steve 92-93-94-95

BBB

Baarman, Jim 79
 Babcock, Joseph 43
 Babcock, Robert 43
 Babcock, Walter 42
 Babics, Joe 71-72
 Bachman, Carl 21-22-23
 Baden, Elmer 33
 Baginski, Donald 53
 Bair, Joe 90-91-92
 Baird, Brian 12-13-14-15
 Baker, Adrian 05-06-07-08
 Baker, Brad 78
 Baker, D'Monn 01-02
 Baker, Lawrence 56-57-58
 Baker, Lynn R. 65
 Bakunoff, Vic 74
 Baldwin, George 41-42-46
 Ball, Frank 44
 Ballew, Nilijah 15-16
 Bangert, Bruce 82
 Banks, Aaron 15-16
 Bannister, Irshad 03
 Barlow, Ivan 32
 Barnard, Eric 82-83
 Barnes, Freddie 06-07-08-09
 Barnes, Rolland 46-47
 Barnett, Al 95
 Barnett, Robert 38-39-40
 Barnes, Freddie 06-07
 Barrow, Orlando 07
 Bartman, Zac 14-15-16
 Bartoszek, Frank 80-81
 Basler, Cody 06-07-08-09
 Bates, Louis Joseph 56-57
 Bateson, Ross 36
 Battershell, Carl 67-68-69
 Batton, Carl 45
 Bauman, Glen 42
 Bautista, David 00-01
 Baxter, James 43-46-47
 Bayer, Alex 10-11-12-13
 Bayless, Gerry 83-84-85-86
 Bayless, Martin 80-81-82-83

Beaber, Tom 77-78-79
 Beach, Mark 70-72
 Beam, Andrew 08
 Beattie, Jerry 91
 Becher, Paul 40-41
 Beck, Tyler 10-11-12-13
 Becker, William 67
 Beckley, Scott 85-86-87-88
 Beggan, J.J. 13-14-15-16
 Beier, Chris 89-90-91
 Beindorf, Otto 53-54
 Bell, Raymond 61-62
 Bell, Tony 71-72-73
 Bellard, Bruce 42-46-47
 Bellovay, Brian 74
 Bennett, Jacob 13-14-15
 Bennett, Ray 58
 Berry, Claude 21-24
 Best, Keith 86
 Bettridge, Edward 61-62-63
 Biellinski, Dave 89-90-91-92
 Bird, Robert 58-59-60
 Bistline, Morris 20-21-23
 Bistriz, Robert 78-79
 Bittner, Dave 83-84-85
 Bixel, Mike 79
 Blackledge, Ronald 57-58-59
 Bloker, Wayne 42-46-47
 Blue, Robert 61-62
 Bodnar, Mike 99-00-01
 Bohyer, Lester 25-26
 Bojicic, Ben 08-09-10-11
 Boles, John 74-75
 Bonfiglio, Frank 49-50
 Bond-Awls, Darnell 00
 Bongers, Mark 86-87-88
 Boomer, Andre 05-06
 Booth, Mike 74-75-76
 Bordner, Wayne 41-42-43-46
 Bortel, Leroy 30-31
 Bosko, Steve 89-90-91-92
 Bowen, Brad 44
 Bower, Dave 72
 Bowers, Cal 92-93-94-95
 Bowman, Scott 76
 Boxley, Joe 84-85
 Boyer, Chester 66-67
 Boyer, Lee 92-93
 Boyer, Rodney 37-38
 Bozeman, Jamari 15-16
 Bradley, Chioke 94-95-96-97
 Bradshaw, William 52-53-54
 Brandyberry, Jon 72
 Brantley II, Kenneth 03-04-05-06
 Brashley, Don 39
 Breitigam, Tom 92
 Brentlinger, Donald 36-37-38
 Briggs, Diyral 05-06-07-08
 Brigham, Robert 31
 Brighton, Derek 07-08
 Brisbane, Sidney 83
 Broderick, John 81
 Brodston, George 43
 Brooks, Carlos 89-90-91-92
 Brown III, Coy 12-13
 Brown, Dave 74-75-76
 Brown, Jahmal 06-07-08-09
 Brown, Lawrence 44
 Brown, Malik 15-16
 Brown, Roger 43
 Browning, Kevin 79-80-81
 Browning, Robert 03
 Bruck, Harold 52-53-54
 Bruck, Richard 56
 Brudzinski, Steve 38-39-40
 Brue, Stan 83-84-85
 Bruhowzki, Dave 94-95-96
 Brumer, Rob 89
 Brungard, Carl 78-79
 Bryan, James 53-54-55
 Bryant, Jamal 02
 Bryant, Kyle 2010-11
 Bryce, Morty 96-97-98
 Bryson, Dean 83-84-85-86
 Buckenmyer, Charles 40-41
 Buckosh, Jarrett 06
 Buckley, Randy 76
 Bukey, Chad 93-94-95

Bullock, Chris 06-07-08-09
 Bunsey, Matt 97-99
 Burbrink, Ryan 12-13-14-15
 Burden, Geno 99-00
 Burdick, Bruce 64-65-66
 Burkart, Aaron 02-03-04-05
 Burkhardt, Kyle 2010-11
 Burke, Kenneth 62-63
 Burkes, Jovon 01-02-03-04
 Burley, Charles 65-66-67
 Burns, William 44
 Burrell, Preston 09
 Burress, Ken 89-90-91-92
 Burton, Chris 94
 Belloway, Brian 74
 Burton, Mark 75-76
 Burton, Willie 95
 Bush, Terrance 13-14-15-16
 Bush, Todd 94-95-96-97
 Butler, Paul 43
 Butson, William 50-51
 Butts, Jeremee 00
 Byler, Isaiah 2011

CCC

Cain, Richard 51-52
 Cairo, Spencer 12-15
 Cody Callaway 14
 Calcagno, Mike 90-91
 Cales, Vic 82-83-84
 Callesen, Mike 77-78-79
 Campbell, Andy 04
 Campbell, Jairus 2010-11-12-13
 Campbell, Khary 98-99-00-01
 Campolong, Brian 87
 Canary, Sumner J. 20
 Canzoneri, Joe 93
 Card, Darius 92-93-94-95
 Booth, Mike 74-75-76
 Carey, Terry 43
 Carpenter, Cliff 75-76-77
 Carpenter, David 66-67
 Carr, Demetrius 94-95-96
 Carr, Derrick 86-87-88-89
 Carr, Doug 79-80-81
 Carrico, Doug 85
 Carroll, Fred 27-28
 Carswell, T.J. 01-02-03-04
 Carter, George 41
 Carver, Herbert 45
 Casey, Bernard 58-59-60
 Cassell, Dave 78
 Castner, Ralph 22-23-24-25
 Catanese, Charles 38-39-40
 Cates, Keylan 94-95-96
 Centa, Bill 71-72-73
 Cepek, Greg 94-95
 Chamberlain, Royal 19
 Chapman, Chet 27-28-29-30
 Chapman, William 32
 Charles, Zach 06-07
 Cheatham, Keston 07
 Cheetwood, Craig 76-77
 Cheetwood, John 35-36-37
 Chiaravalle, Tony 97
 Churchill, Fred 57
 Cinquepalmi, Vito 93
 Clancy, Clark 16
 Clapp, William 31
 Clark, Barry 78
 Clark, Eric 99-00
 Clarke, Frank 20
 Clay, Darrell K. 51-52
 Clayton, Kevin 73-74-75
 Cleveland, Josh 16
 Clingaman, Dan 36-37-38
 Clucas, Charles 19-20
 Coby, Herve 12-13-14
 Cocula, John 53
 Cohen, Jared 13
 Colaner, Jerry 58-59-60
 Colaner, Thomas 58-59
 Colburn, Robert 58-59
 Coleman, Harry 49
 Cole, Melvin 04
 Coles, Maurice 90-93
 Coletti, Eddie 66-67-68
 Collier, Austin 2010-11-12
 Collins, Curtis 92-93-94

Collins, Kevin 86
 Collins, Patrick 57
 Collins, Richard 35
 Colvin, Zach 11-12-13-15
 Comer, Charles 58-59-60
 Comer, Richard 69
 Conklin, Mark 73-74-75
 Conrad, Cliff 34
 Conyers, David 31
 Cook, Jerry 55
 Cook, John 71
 Cook, Lawrence 63
 Cooley, Monty 02-03-04-05
 Cooper, Eugene 2010-11
 Cooper, Fahn 12
 Coppess, Jack 85-86-87
 Coppet, Fred 13-14-15-16
 Cordiak, James 58
 Cordiak, Jim 81
 Corner, Vincent 06
 Cowan, Norbert 49-50
 Cox, Will 85
 Cranmer, David 65-66-67
 Crawford, Frank 29
 Crawford, George 24-25
 Crawford, Harry 24-25-26-27
 Creech, Keith 93
 Crenshaw, Duane 87-88-89-90
 Crofcheck, Robert 61-62
 Croft, Jerry 59-60-61
 Croll, Paul 31
 Croop, Aaron Bill 41
 Cross, Brian 11
 Crossley, Mitchell 02-03-04
 Crow, Ryan 09-10
 Crowley, Thomas 22-23
 Crumpler, Mike 02-03-04-05
 Cruz, Ramon 83-86
 Culp, Jonathan 02-03-04-05
 Cummins, Bob 76-77-78
 Cunningham, Corey 73-74-75
 Cunningham, Jay 62-63-64
 Curl, Eric 97-98-99-00
 Curran, Patrick 04
 Currence, Todd 88-90-91
 Curtis, Arthur 69-70
 Curtis, Brandon 05-06-07-08
 Cutler, Kyle, 04-05-06-07
 Czerwinski, John 71-72

DDD

Dackin, Rich 86-87-88-89
 Dahlman, Neal 07-08-09-10
 Dailey, Jason 99-00
 Dallas, Robert 51-52
 Daniels, Shawn 87-88
 Darr, Kent 45
 Daum, James 43
 Davidson, Earl 23-24
 Davidson, Greg 73-74-75-76
 Davidson, Honester 69
 Davidson, Joseph 14-15-16
 Davis, Aaron 06-07-08
 Davis, Andre 99-01
 Davis, Aunre' 2010
 Davis, Courtney 93-94-95-96
 Davis, Nick 05-06-07-08
 Davis, Jeff 84-85-86-87
 Davis, Jonathan 09-10
 Dawson, Rodney 99-00
 Dawson, Troy 82-83-84-85
 Decker, Norman 50
 Delaney, Darion 12
 Della Vella, Chris 98-00
 DeLuca, Joseph 56
 Deming, Bill 68-69-70
 DeOrio, Victor 55-56-57
 Derr, James E. 57
 Deutsch, Rick 79-81-82
 DeWalt, Keith 29
 Dianiska, Gerald 58-59
 DiBacco, Todd 01-02-03-04
 Diepenbrock, Ryan 98-99-00
 Dieter, Gehrig 14-15
 Dietz, Logan 13-14-15-16
 Dillingham, Don 72-73
 Dillman, Robert 40



RECORD BOOK • LETTERWINNERS

DiMarco, Al 43-44
Dobbs, Ken 97-98-99-00
Dolliver, Jason 92-93-94
Domer, Matthew 15
Donahue, Rob 91-92
Donahue, Tyler 07-08-09-10
Donohue, Thomas 66
Dorley, Doug 98-99
Dorsey, Jay 63
Dossous, Vanel 16
Dozier, Erique 05-06-07-08
Dotson, Charles 87-88-89-90
Dotson, Matt 36-37-38
Dowdell, Mark 81-82-83-84
Doyle, John 61-62-63
Dreher, James 56-57-58
Dryer, Karl 32-33
Dudley, Bob 90-91-92-93
Dudley, Dave 75-76-77
Duetemeyer, Richard 69-70-71
Dunaway, Mark 94-95
Duncan, Cledith Dale 53
Dunham, Dave 71
Dunham, Donald 46-47-48
Dunham, Harold 48-50
Dunham, Vernon 45-46-47-48
Dunipace, Richard 40
Dunlap, Steven 09-10-11
Dunklin, Tony 77
Durham, Ross 99-00
Durig, Fred 50-51-52
Durkin, D.J. 97-98-99-00
Dusho, Jeremy 96-97
Dutson, Pat 91
Dykes, Sean 85

EEE

Earhart, William 63-64-65
Eason, Toy 87-88
Eaton, Ronald 63
Eckert, Robert 41-42
Edgerton, Charles 86-87-88-89
Edwards, Kenneth 35
Elsea, Asa 60-61-62
Emans, Mark 81-82-83
Emans, Matt 04-05-06-07
Endres, Dave 78-79-80
Engelland, William 43
Eppert, Nick 92
Epstein, Samuel 55
Espen, Don 48
Estep, Mike 83-84-85-86
Etoll, Ernest 20-22-23
Etheridge, Winston 09
Evans, Don 57
Evans, George O. 24-25-29
Everhart, Tony 94-95-96
Eysen, Bill 76

FFF

Fails, John 39
Falb, Bruce 50-51
Farinella, Anthony 12-13-14
Farrington, Dylan 2010
Farrall, David 95-96
Fearnside, Henry 32-33
Fearnside, Robert 60-61-62
Feasel, Jeff 80-83
Feeney, Elwood 44
Fehrman, Rob 97-98-99-00
Fells, Eugene 08-09-10
Femenia, Alex 75
Ferrell, Gordon Vaughn 67-68
Fetters, Doug 82
Fields, Jerry 69-70-71
Fielitz, Raymond 65
Fierek, Mark 80
Fields, Nick 16
Figgins, George 23
Filiere, Clarence 28
Filiere, Howard 26-27-28
Fink, Jeff 05-06-07-08
Fink, Kenneth 61
Finley, Dave 68-69-70
Fire, Anthony 63-64-65
Fish, Herb 26-27-28
Fisher, Garry 98-99-00-01

Fisher, Joe 00
Fisher, Tom 71-72-73
Fisher, William 70-72
Fitch, Glenn 59
Fitzpatrick, Eric 90
Fitzpatrick, John 77-78-79
Fleming, Pat 99-00-01-02
Flewellyn, Dominic 10-11-12-13
Florian, Raymond 49-50
Foels, Melvin 63-64
Foley, Joe 84-85-86-87
Foley, Matt 91-92-93
Folkertsma, Hunter 15-16
Folkes, Kevin 78-79-80
Foor, Mike 82-83-84-85
Ford, Carl 54-55
Ford, Justin 12
Foster, Bob 90-91-92-93
Foster, Ralph 39
Foster, Robert 41
Foster, Shane 93-94
Fowler, Keith 52-53-54
Fox, Charles D. 21-23
Frail, Donald 48-49
Frankfather, Harry 25
Franks, Richard 41-47
Frazier, Clint 91-92-93
Freimark, Glenn 52-53-54
Freitas, Jack 46-47-48
Frericks, Jim 81-82-83-84
Fries, Edward 24-25-26
Frontz, John 35
Fry, Gurney 19-20
Fry, Nate 02-03-04-05
Fuller, Dewey 20-23
Furcron, John Harold 57-58

GGG

Gabram, Tom 97
Gahn, Wilford 25
Galanka, Paul 30
Gallon, Chris 12-13-15
Galyas, John 54
Garafalo, Frank 00-01
Gardner, Brian 03
Garrett, Darhyl 78
Garrett, Paul 66
Gates, Jerry "BooBoo" 10-11-12-13
Gates, Todd 78-79-80
Gatta, Dan 78-79
Gause, Jim 75-76-78
Geiger, Erique 2010-11
Genyk, Jeff 81
George, Ernest 66-67
George, Shawn 94-95-96
Gerling, Kurt 98-99-00-01
German, Tim 09
Geter, Willie 07-08-09-10
Getz, Ray 43
Ghant, Cleon 00-01
Gibbs, Byron 79
Gibson, John 98-99-00-01
Gibson, Willie 93-94
Giganti, Frank 67
Gilbert, Darius 2011
Gilbo, Eric 00
Gill, Kenneth 29-30
Gill, Vaughn 24-25
Gillespie, Herbert 19
Gilliland, Stan 50
Giroux, Jack 54-55-56
Givens, Andre 12-13-14
Glantzis, Alex 99-00-01-02
Glantzis, Chris 00-01
Glaser, Jack 27
Glass, Ollie 49-50-51
Glassco, Greg 87-88
Glaud, Anthony 07
Glendening, Tom 80-81-82
Goble, Ronnie 10-11-12-13
Goebel, Carl 24
Goings, Jim 63-64
Goldner, Howard 29-30
Good, Dale 39-40
Goodwin, Scott 05-06
Gourdine, Isaiah 13-14-15-16
Grafton, Paul 70

Graham, Tony 81-82
Granger, Gary 78
Grant, James 65
Grant, James 61-62
Grant, Steen 00
Grava, Brad 92
Greathouse, Jesse 72-73
Green, Bobby 90
Green, Don 45
Green, Joe 67-68-69
Green, Lester 52-53
Greene, Travis 12-13-14-15
Greene, Trenton 12-15-16
Greetham, James 34-35
Gregorie, Don 82
Gregory, George 68
Gregory, John 65
Gregory, Montre 16
Gresbach, Jim 81-84
Griffith, Scott 76
Grignon, Kevin 38-40
Grissetti, Charles 41
Groth, Doug 78-79
Groth, Jeff 75-76-77-78
Grubb, Andy 01-02-03-04
Gucciardo, Pat 90-91
Gutierrez, Joe 01-02
Guyer, Joe 76-77-78
Gwin, Robert 50-51-52
Gwynn, Harry 25-26-27-28
Gyetzvai, Terry 79-80-81-82

HHH

Haack, Mike 89-90-91-92
Hagaman, Dave 81-82
Hager, Nick 12-13
Hale, Ben 15
Haley, Robert 01-02-03
Halkias, Samuel 70
Hall, Dean 81-82-83-84
Hall, Jamie 74-76
Hall, Robert 46
Hall, Tom 71-72-73
Hallett, Robert 51-52
Halliwell, Donald 40
Hamilton, Damron 96-97
Hammoud, Norman 92-93-94
Haneline, Chris 99-00-01-02
Haneline, John 05-06-07-08
Hankins, Dave 90-91-92
Hans, Rick 72-73
Harbaugh, Jack 59-60
Harden, Jim 66
Hardy, Eilar 15
Hardwick, Jacob 06-07
Hargrove, Earl 71-72
Hargrove, Loren 04-05-06-07
Harmon, Greg 74
Harpold, Frank 65-66
Harraman, Mike 73-74
Harris, Bob 77-78-79
Harris, Brandon 15-16
Harris, DeWayne 88
Harris, Donald 41-42-43-44
Harris, Gerald 64
Harris, Josh 00-01-02-03
Harris, Lesley 85
Harris, Paul 89-90-91
Harris, Robert 50
Harrison, Saul 93
Hart, Andrew 00-01-03-04
Hartley, Steve 93-94-95-96
Hartman, Chris 82-83-84-85
Hartman, John 34
Hartshorn, Terry 61
Hartung, Garth 06
Harvey, Robert 45
Haschak, John 63
Havens, William 54
Haves, David 43
Hawkins, James 01-02-03-04
Haynes, David 86-87-88
Heard, Ronald 86-87-88-89
Hecker, Jack 53-54-55
Heckler, Pharon 35
Hecklinski, Randy 93-94
Hedges, Frank 62

Heider, Robert 65-67
Heisterman, Doug 78
Held, Edward 24
Helgesen, Eric 85-86
Helmlinger, Edward 64-65
Helvoight, Forrest 25-26-27-28
Hemke, Sam 94-95-96-97
Henderlich, Waldo 36
Hendrix, Dorian 16
Hendrix, Emmanuel 99-00
Henneberry, Jamie 73
Henry, Joseph 44
Henry, Ryan 93-94-95
Henwood, Chris 89-90-91-92
Hepner, Russell 59-60-61
Herbert, Dale 36-37-38
Hershey, Jay 60
Hesrick, Solon 22-23
Hewitt, Mitch 00-01-02-03
Hicks, Anthony 03
Hicks, Brandon 98-99-00-01
Higgins, Jeff 79-80
Hillstrom, Norm 71
Hlay, John 80
Hockman, Kenneth 64
Hockman, Kyle 87-88-89
Hodakievic, James J. 67-68
Hodges, Adrian 08-09-10-11
Hodges, Scott 11-12
Hoey, Jay 95-96-97
Hoffeld, William 44
Hogrefe, Thomas 60-61-62
Hohenstein, Greg 13-14-15-16
Holcomb, Tony 95-96-97-98
Hollingsworth, Jason 03-04
Hollis, Robbie 96-97-98
Holmes, Ed 77-78
Holmes, Mike 86-87-88-89
Holmes, Steve 98-99
Holowacs, Steve 75-76-77-78
Homan, Kurt 76
Hood, Edwin 05
Hoover, Alvan C. 59
Hoover, Melvin 53
Hopgood, Jordan 10-11-12-13
Horansky, Mark 74-75
Horn, Bill 87-88-89-90
Horn, John 45
Hoskinson, Meryl 23
Householder, Reverda S. 20
Houston, William 13
Howard, Gardner 94-95-96-97
Howard, Gerald 77
Howard, Rick 85
Howell, Jim 89-90
Hubbard, Chris 97-99
Hudak, Daniel 49-50
Hudson, Reggie 81
Huelsman, Kevin 04-05-06-07
Huettel, Alex 12-13-14-15
Hull, Dean 77-78-79-80
Humphrey, Matt 81
Hunter II, Darrell 11-12-14
Hunter, Dontay 96
Hunter, Gerald W. 65-66
Hunter, John 84-85-86-87
Hunter, Ryan 14-15-16
Hunter, Stan 82-83-84-85
Hunter, Tony 06-08
Hurley, Trent 2011
Hurst Dan 55-56
Huston, Dale 58
Hutson, Ray 08-09-10-11
Hutcherson, Greg 04
Hutchinson, Akili 92
Huzicko, Steven 62-63
Hyatt, Stuart 31

III

Ihnat, Emil 39-40-41
Ihnat, John 34-35-36
Ingraham, Robert 45
Inman, James 34-35-36
Inman, Thomas 46-47
Iovinelli, Nick 07-08-09
Isgro, Ronald 59
Iverson, Rick 78-79-80-81



2017 BGSU FOOTBALL

12 MAC CHAMPIONSHIPS | 13 BOWL GAME APPEARANCES

RECORD BOOK • LETTERWINNERS

RECORD BOOK

JJJ

Jackson, Andre 82-83-84-85
 Jackson, Brandon 08-09
 Jackson, Bryan 04
 Jackson, Carlos 55-57
 Jackson, Heath 2011-12-13-14
 Jackson, Michael 86-87-88
 Jackson, Pat 87-88-89-90
 Jackson, Robert 15-16
 Jackson, Sherrill 74-75
 Jackson, Zeb 90-91-92-93
 Jacobs, Dave 88-89
 Jacobs, Omar 03-04-05
 Jacques, Russell 65-66
 Jacquot, John 71-72-73
 Jakubowski, Jon 03-04-05
 Janeway, Edward 55-56-57
 Jarrett, Craig 00-01-03
 Jefferies, Cameron 16
 Jenkins, DeMark 09-10
 Jennings, John 63-64-65
 Jeremiah, John 44
 Jeter, David 57-58
 Jinks, Mike 63
 Johnson, Andrew 08-09
 Johnson, Bob 93-94
 Johnson, Brian 81-82-83-84
 Johnson, Cory 2011-12
 Johnson, Dana 96-97-98
 Johnson, Dewey 39-40-41
 Johnson, Erik 84-85-86-87
 Johnson, George 90-92-93
 Johnson, Greg 84-85-86-87
 Johnson, Greg A. 84-85-86
 Johnson, Jamien 02-03-04-05
 Johnson, Lawrence 19
 Johnson, Marcus 75
 Johnson, Matt 12-13-15
 Johnson, Nick 2014
 Johnson, Van 03-04-05
 Jones, Brandon, 03-04-05-06
 Jones, Bryant 80-81-82
 Jones, Carl 44
 Jones, Chris 09-10-11-12
 Jones, Cornell 80-81
 Jones, Doni 82
 Jones, Edward 66-67-68
 Jones, Eric 99
 Jones, Gene 73-74-75
 Jones, James 64
 Jones, Jerry 63-64-65
 Jones, Justus 09-10-11
 Jones, Shella 24-26
 Jones, Tyrrik 16
 Jones, Willis 61-62
 Joplin, Shaun 10-11-12-13
 Jordan, Jelani 02-03-04-05
 Jorden, Kamar 2010-11
 Joseph, Johnny 12
 Joyce, Charles 44
 Joyce, Mike 86-87
 Junior, Albert 61
 Junior, Kyle 16

KKK

Kampe, Greg 75-76-77
 Kane, Kevin 76-77-78
 Kaplan, John 85
 Kastl, Joe 79-80-81
 Kautzman, Mark 96-97-98-99
 Kebl, Albert 59
 Keetle, Joe 69-70-71
 Keipp, Martin 53-54
 Kekuewa, David "Chief" 12-13
 Kelley, Eddie 76
 Kelley, Jeremiah 07-08
 Kelly, Lawrence 56-57
 Kelly, Lawrence 68-69-70
 Kennedy, Benji 04-05-06
 Kennedy, Bert 61-62
 Kennedy, Carlyle 22-23
 Kennedy, Pat 78-79-80-81
 Kennemuth, Clyde 30
 Kent, Aaron 07-08
 Kent, Lawrence 55-56
 Kerr, Clarence 27-28

Ketchum, Greg 74-75
 Kettler, Cory 94-95
 Kidwell, Derek 94
 Kijanko, Anthony 70-71-72
 Kilpatrick, Bob 72
 King, Dan 95-96-97
 King, Greg 80-81-82-84
 King, Rod 86-87
 Kings, Harry 21
 Kingsbury, Doug 00
 Kinney, Harland 35-36-37
 Kinzie, Dave 86-87-88
 Kirk, Brenton 44
 Kisselle, Thomas 53-54-55
 Klenner, John 37-38-39
 Kilcman, Roger 59-60
 Klue, Jerel 95
 Knapke, James 14-15-16
 Knapp, Mike 00
 Knecht, Ora 24-25-26-27
 Knecht, W. LaMar 38-39
 Knierim, James 44-45-46-47
 Knierim, Jay 55
 Knight, Broderick 80-81-83
 Kniseley, Roy 44
 Koch, Fred 53-54-55
 Koepfer, Karl 55-56-57
 Koester, Fred 63
 Kokke, Pascal 02
 Kollman, James 50
 Konowalski, David 16
 Kormas, Mike 37-39
 Kovath, Ernie 79-80
 Kowalski, Pete 89-90-92
 Krahe, Tom 74-75
 Kramer, Jack 16
 Kramer, Kyle 85-86-87-88
 Kregel, Matt 88-89-91
 Krotzer, Paul 41
 Kuck, John 94-95-96-97
 Kuehl, Steve 74-75-76
 Kuhlman, Bill 82-83-84-85
 Kuhlman, Dale 35-36-37
 Kulik, Dave 73-74
 Kuntz, Edward 47-48-49
 Kupke, Greg 99-00-01-02
 Kwiatkowski, Raymond 59-60-61

LLL

Labus, Austin 15-16
 Ladd, James 51-52-53
 Ladd, John 51-53-54
 Ladd, Joseph 24
 Laird, Brian 88-90
 Lake, Ivan 20
 Lambright, Larry 86-87-88-89
 Lampert, Reid 71-72-73
 Lane, B.J. 02-03-04-05
 Landman, Brett 88-89-90-91
 Lankenau, Paul 27
 Lanning, John 04-05-06
 Lanning, Stephen 67-69
 Larimar, Ron 84
 Larson, John 64
 Lash, Rodney 48-49
 Latimer, Colby 86
 Lautanen, Nico 16
 Lawrence, Anthony 63-64
 Lawrence, Dallas 19
 Lawrence, Nick 06
 Lawrence, Thomas 69-70
 Leacock, Jovan 2010-11
 Leal, Chache 93-94
 Leaver, Brian 91-92-93-94
 Lee, Derek 15
 Lee, Tony 89-91
 Leininger, Matt 02-03-04
 Leiter, Earl 20-21-22
 Leitman, Macs 26-27-28
 Lennox, Floyd 55-56-57
 Lett, Derrick 02-03-04-05
 Levy, Milton 60
 Lewis, Curt 79-80-81
 Lewis, Godfrey 98-99-01-02
 Lewis, Jack 44-47-79
 Lewis, James 42-45
 Lewis, Kenny 05-06-07-08

Lewis, Norman Brian 58
 Lewis, Robert 34
 Lewis, Roger 14-15
 Lewis, Scott 09-10-11
 Lewis, Tarell 06-07
 Lichtensteiger, Kory 04-05-06-07
 Lige, Adam 95-96-97-98
 Liftin, Sheldon 51-52
 Limpert, Norman 62-63-64
 Lindsey, Scott 88-90-91
 Lindsey, Chuck 74-75
 Lisbon, Don 60-61-62
 Livas, Julius 70-71
 Lloyd, Thomas 67-68-69
 Locke, Nate 14-15-16
 Long, Brad 91-92-93
 Long, Chad 98-99-00-01
 Long, Thomas 89
 Lonjak, Edward 44
 Loomis, Douglas H. 26-27
 Lorenzi, Robert 09-10
 Loskorn, Bryan 77
 Loville, Terry 96-97
 Lowell, Darrell 34-35
 Lowell, Donald 27-28-29-30
 Lowry, Richard 41-42-46
 Lucas, Ryan 02-03
 Luccio, John 54
 Luettker, Tom 65-66-67
 Lukac, Joseph 48
 Lund, Sergio 98-99-00-01
 Lundgren, Eric 87
 Lunsford, Izaah 14-15-16
 Lycan, Kelly 81
 Lyons, William 52-56-57
 Lynch Jr., D.J. 11-12-13-14

MMM

Machovina, Jerry 68
 Mack, Alfonso 13-14-15-16
 Mack, Brandon 04-05-06-07
 MacLennan, Douglas 54
 Macon, Dan 03-04-06-07
 Madaras, Adolph 37-38-39
 Madaras, George 38-39
 Magner, Cole 01-02-03-04
 Magnone, Angelo 07-08-09-10
 Mahone, P.J. 06-07-08-09
 Mahoney, Neal 85-86-87
 Mahony, Jim 74
 Mains, Andy 88
 Maltarich, Robert 67-68
 Malone, Michael 00-01-02-03
 Mangham, Artie 89-90-91-92
 Manns, Brian 94-95-96-97
 Mansfield, Donald 48
 Maples, Russell 46-47-48
 Marazon, Daniel 41-42-46
 March, Dallas 19-20-21
 Marchione, Mike 69
 Marko, Anthony 48-49-50
 Markray, Derrick 04-05-06
 Marsh, Fred 30-31
 Marshall, Calvin 07-08-09-10
 Marshall, Melvin 82-83-84-85
 Martin, Brent 97-98-99
 Martin, David 41-42-46
 Martin, Justin 03
 Martin, Gabe 11-12-13-14
 Martin, Jamel 11-12
 Martin, Rameir 92-93-94
 Martin, Robert 71-72-73
 Marshall, Calvin 08-09
 Mason, Clarence 58-59-60
 Mason, Robert 48-49
 Massey, Edmond 04
 Matter, Bruce 78-81
 Mathews, Fred 67-68-69
 Maticisk, Marty 88
 Matthews, Willie 76-77-79
 Mauer, Rick 01-02-03
 Mauk, Wayne 59-60
 Maupin, Dennis 69-71
 Maynard, Hunter 2011
 Mazon, Joe 96
 May, Charles 69
 Mayberry, Terrill 02-03-04-05

Mazur, Jon 99-00-01-02
 McBride, Gary 71-72-74
 McBride, Jerry 16
 McAliffie, Tim 14-15-16
 McCarthy, Chad 96-97-98-99
 McClain, Dave 59
 McCloud, Robert 40
 McClure, Bill 86-87
 McClure, Brian 82-83-84-85
 McCollough, Carl 34
 McCormick, Jeff 79
 McCorvey, Tony 85-86-87-88
 McCoy, Ed 72-73
 McCreary, Bill 85-86
 McCullough, Pat 45
 McDonald, Dal 87-88-89-90
 McEroy, Ryan 91-92-93-94
 McFayden, Don 56
 McGee, Mike 84-86-87-88
 McGarry, Cornelius 01-02-03-04
 McKenzie, Jack 69-70
 McKenzie, Roger 52
 McKoy, DeVon 11-12
 McMann, Albert 20-21-22
 McMichael, Dave 71-72-73
 McQuaid, James 52-53
 McQuigg, Alan 64-65-66
 McVeigh, Mentor 27
 Meador, Larran 69-70-71
 Meadza, Greg 71-72-73
 Mee, Gregory 56
 Meehan, Greg 83-85
 Meek, Brian 80-81
 Meek, John 78-79-80-82
 Meeker, James 69-70
 Mehlow, Harold 39-40-41
 Meinhart, Erwin 45
 Meister, Don 59-61
 Mercurio, Joseph 48
 Mergenthal, Arthur 43
 Merlitti, Tom 68-69-70
 Merritt, Ed 94-95-96-97
 Merritt, Joe 77-78-79-80
 Mershon, J.P. 96-97
 Michaud, Mike 87
 Mignin, James 29
 Miles, Paul 37-38
 Miles, Paul 71-72-73
 Miller, Dave 81-82-83
 Miller, Mark 74-75-76-77
 Miller, Roscoe 31
 Miller, Scott 15-16
 Milton, Marcus 15-16
 Minnich, Max 46-47-48
 Minns, Mike 12-13-15
 Minturn, Brady 06-07-08-09
 Missler, Dick 72
 Mitchell, Rick 84-85
 Mitchell, Thorar Jr. 52
 Mitolo, Jim 76-78
 Mkhitarian, Vardan 02-03
 Mohler, Glen 37
 Mohr, Donald 43-44
 Mohr, Estelle 23
 Mohr, Rex 79
 Molk, Brett 73
 Molk, Mark 96
 Mollenkopf, Kenneth (Jack) 25-26
 Momany, Jack 49-50
 Montgomery, Kendall 11-12-13-14
 Montrie, William 70-71-72
 Mooney, Douglas 49-50
 Moore, Joe 91
 Moore, Kenton 19-20
 Moore, Ronnie 13-14-15-16
 Moore, Tim 09-10
 Moriarty, Tom 74-75
 Morgan, James 16
 Morgan, Keith 08-09-10-11
 Morrill, Robert 56-57-58
 Morton, Jason 00-01-02-03
 Moscoe, Homer 24-25
 Moss, Tom 94
 Moton, Joe 79-80
 Mower, Lester 30
 Mruczkowski, Scott 01-02-03-04
 Mulvihill, Pat 44-45
 Munson, Brian 83-84



RECORD BOOK • LETTERWINNERS

Murnen, Tim 55-56-57
Murray, Ford 31-32-33
Murray, Roger 69-70
Mussil, Edward 39-40
Mustain, Robert 36
Muzi, Greg 73-74
Myles, Will 03-04-05-06

NNN

Nartker, Brian 90-91-92
Navarro, Steve 02-03
Neal, Chris 84-85-86
Nearing, Guy 23
Nehlen, Don 55-56-57
Neiman, Rick 81-83-84-85
Nelson, Mark 85-86
Newble, Ryan 03-04
Newlove, Richard 36
Newman, Rick 71-72-74
Newsome, Richard 59-60-61
Newson, Keon 01-02-03-04
Nicholson, John 02-03-04-05
Nickey, Ron 73-74-75
Nicolini, Gene 71
Niemet, Bob 95-96-97-98
Norman, Nick 65
Norsic, Matt 09
Noyes, Thomas 19-20
Nozak, Al 76
Nussbaum, Joseph 61
Nuytray, P.J. 66-67-68
Nystrom, Drew 04-05-06-07

OOO

O'Brien, Kevin 89-90-91-92
Obrock, John 74-75-76
Obrovac, George 74-75-76
Obrovac, Mike 74-75-76-77
Obrovac, Nick 74
O'Donnell, William 44
O'Drobinak, Sean 04-05-06-07
Ogilvie, D.J. 88-89-90-91
Olds, Hayden 25-26
O'Leary, Thomas 64-65
Olnhausen, Roland 21
O'Neill, Joe 96-97-98-99
O'Neill, Kevin 94-95-96-97
Orr, Henry 65-66
Orwick, John 31
Osborn, Dale 21
Osborne, Victor 12-13-14
Ostrander, Walter 22-25
Otten, Chip 79-80-81-82
Otten, Mike 85-86-87
Ouellet, Ted 11-12-13
Owchar, D.J. 99-00-01-02

PPP

Pace, James 45
Pace, Keith 88-89-90
Page, William 55-56-57
Palguta, Richard 52
Palko, Vince 91-92-93-94
Pallo, Mike 56
Palmer, Charles 70
Palsgrove, Dayne 81-82-83
Panczyk, Dave 77-78-79-80
Pankratz, Aaron 09-10
Pankratz, Wally 69
Park, John 77-78-79-80
Parker, Andre 75-76-77
Parker, Michael 93-94
Parker, Tony 84-85-86-87
Parks, Devon 03-04-05
Parks, Lewis 08-09-10
Parks, Marques-05-06-07-08
Parks, Winston 39-40
Parkson, Lloyd 51-52
Parmenter, Peter 4
Partridge, Corey-05-06-07-08
Parnell, Tony 90
Pasqualone, Frank 77
Pate, Ben 50-51-52
Pate, Tom 94-95
Patton, Janssen 00-01-02-03
Peacock, Jeff 79

Pearce, Joe 67
Peek, Harold 54-55-56
Pelton, Horace 27
Pemberton, Mack 33
Pencheff, Benny 28
Pencheff, Oscar 32
Peregord, Mike 72
Perrin, Richard 67-68
Penton, Steve 36-37-38
Perry, Charles 56-57-58
Perry, Deaudre 04-05
Perry, Doyt 29-30-31
Perry, James 65-66-67
Perry, Lester 32-33
Peters, Jason 92-93-94
Pettigrew, John 09-10-11-12
Pettus, Josh 12-13
Phelps, Jim 81-82-83
Phillips, Cotton 97
Phillips, Fred 62-63
Phillips, George E. 59-60
Phillips, Jarrad 99-00
Phillips, Jerry 09
Phillips, Leroy 32-33
Phouthavong, Deric 15-16
Piazza, Christian 12-13-14
Pickrom, CJ 16
Piepkow, Teddy 02-03-04-05
Pick, Pete 36
Pilcher, John 23
Pillar, Mark 71
Pinchem, Andre 00
Pittman, William 70-71-72
Place, Robert 23-24
Platt, Damien 97
Platzer, Edward 70
Plusquellic, Donald 70-71
Poe, Howard 30-31
Pohlman, Chris 11-12-13-14
Pohlman, Neil 48-49
Polak, Dave 68-69
Polak, Phil 71-72-73
Polen, Jeff 63
Polhemus, Jeff 76-77
Polivka, Mark 85-86
Pollock, Andy 96-97-98
Pollock, Kenneth J. 20
Pollock, Ward 42
Pont, Richard 49-50
Pope, P.J. 02-03-04-05
Popek, Louis 50
Popvich, Peter 42
Porowski, James 64-65-66
Potts, James 59-60-61
Potts, Shawn 79-80-81-82
Pough, Janarvis 16
Powell, Gavin 03-04
Powell, Todd 90-91
Powers, Jeff 81
Pratt, Charles 60
Pratt, Robert 63-64-65
Prchlik, Joe 81-82-83-84
Prchlik, Mark 77-78-79-80
Preston, Dave 73-74-75-76
Price, Billy 99
Price, Steve 71-72
Privitera, Angelo 60-61
Pronty, Tyrone 07-08-09-10
Prosak, Alex 74-75-76-77
Pryfogle, Pete 72
Puchalla, Robert 49
Pullins, Eric 92
Putman, Dan 77

QQQ

Quesinberry, Ralph 40-41-42
Quiles, Marquese 09
Quinn, Tim 72-73

RRR

Raabe, Steve 77-78-79-80
Raberding, Orville 19-20-21-22
Raburn, Britt 68-69
Radenbaugh, Ernest 32
Radich, Charles J. 66-67-68
Radlinski, David 59-60

Raether, Harold 48
Ragland, Tom 83-84
Ramlow, Robert 56-57-58
Ramsey, Charles 58-59
Randolph, Steven 40-41-42
Rankin, Ken 84-85-86-88
Rathburn, Arden 37-38
Ream, Michael 06-07-08
Recla, Norm 83-84-85
Redd, Ray 84-85-86-87
Redd, Robert 98-99-01-02
Redd, Ronnie 91-92-93-94
Redding, Teo 14-15-16
Reed, Donald 21
Reed, Elwood 34-35
Reese, Jenkins 04
Reese, Ray 56-57-58
Regnier, William 63
Regula, Walter 95
Reicosky, Thomas 64-65
Reis, Richard 48
Reublin, Robert 60
Reyman, Ted 50
Reynolds, Jim 73-74
Reynolds, Robert 60-61-62
Reynolds, Roger 61-62
Rhodes, Robbie 15
Rice, Jason 08-10-11
Rice, Shaun 97
Richards, Paul 82
Riddle, Carlton 39
Rideout, Lester 42-46-47
Rieke, Nick 07-08-09-10
Riemland, Jim 84
Riffle, Gene 34-35
Rimas, Mike 71
Ringer, Harold 34-35
Rivers, Jamie 64-65-66
Roberds, Daniel 58-59
Roberts, Jerry 57-58-59
Robertson, Jeff 76
Robilotto, Lane 09
Robilliard, Vernon 49
Robinson, Chip 09-10-11-12
Robinson, David 43
Robinson, Lynn 64
Robinson, Malcolm 99-00-01
Robinson, Matt 15-16
Robinson, William L. 52-53
Rockwell, Ray 80-81-82-84
Rodriguez, Steve 93-94
Roeder, Bill 68-69-70
Roese, David 67-68-69
Rogers, Jacque 95-96
Rogers, Orlando 95
Rogers, Robert 85-86
Rolf, Clay 11-12-13-14
Rolf, Paul 64-65
Rolwing, Jon 87
Roop, Trevor 15-16
Rositano, Wayne 83
Rose, Karl 98-99-00-01
Ross, Mark 88-89-90-91
Ross, Steve 89-90
Ross, Tim 77-78-79-80
Rosser, Carl 78-79-80-81
Rottinghaus, Bud 96
Rottinghaus, Jeff 89-92
Rousey, Norman 50
Rowe, Ben 53-54-55
Roussos, Jordan 09-10-11-12
Rowe, Randy 83
Royster, Taylor 12-13-14-15
Ruggiero, Anthony 61-62
Ruiter, William 62-63-64
Ruiz, Ruben 05
Rullo, Mike 77-78-79-80
Runnells, Jeff 02-03
Ruper, John 59-60
Russell, Joe 72-73-74
Russell, Kenneth 54-55-56
Russell, Sturgal 56-57
Rutan, Dean, 83-84
Rutherford, Craig 06-07-08-09
Ryder, Bert 22

SSS

Saam, Robert 42
Sahm, Andy 99-00-01-02
Sak, Chester 41
Saleet, Dan 74-75-77
Saleet, Tom 74-75-76-77
Salimen, Norman 58
Samuel, Anthon 11-12
Sanders, Brian 15-16
Sanders, Steve 02-03-04-05
Sanderson, Jerett 06-07-08-09
Sandru, Jeff 86-88
Saneholtz, Byron 42
Sanford, James 14-15-16
Sassler, Mark 73-74
Saxton, Millard 27
Sayles, Daniel 01-02-03-04
Schaefer, Gary 70-71
Schaefer, Joe 06-07-08
Schaezke, Howard 47-48
Schaller, Ralph 19
Schaller, Willard 31-32-33
Scheidler, Jimmy 06-07-08-09
Scheidler, Josh 07
Scheidt, Chris 09
Scheig, Paul 50-51-52
Schick, Hugh 52
Schie, Clyde 48-49
Schiets, Dennis 85-86-87
Schilz, Matt 10-11-12-13
Schindler, Max 58
Schindler, Albert 41-42-43-46
Schmelzle, George 82-83-84-85
Schmiedebusch, Brian 11-12-13
Schmidt, Fred 58
Schmidt, George 44
Schmidt, Peter 48-49
Schmidt, Roger 66-67
Schmiedt, Jacque 44
Schneider, James 09
Schneider, Ricky 97-98-99-00
Schnelker, Robert 47-48-49
Schoeck, Fred 44
Schorejs, Derek 92-93-94-95
Schrage, Arthur 43
Schriner, Dan 82-83-84-85
Schriner, Ken 85-86-87
Schumann, Jim 79-80-81-82
Schweitzer, Paul 83-84-85-86
Schwieterman, Gus 14-16
Secor, Willis 47-48-49
Seeley, Paul 89
Seemann, Gary 71-72
Seibert, Steve 76-77
Seiter, David 65-66-67
Senn, Paul 13-14
Shale, Cris 88-89-90
Shanks, Claude 49-50-51
Sharon, Charles 02-03-04-05
Sharpe, LaVelle 03-04-05
Shartle, John 67
Sheehan, Tyler 06-07-08-09
Sheets, Jim 78-79
Sheets, Steve 96
Sheffer, Robert 31
Shehab, Tom 90
Sheldon, John 46-47-48
Shepherd, Michael 67-68
Sherman, Brian 88-89-90-91
Sherman, Gary 61-62
Sherrell, Mitch 74-75
Shestina, Stuart 70-71
Shetler, Dan 77-78-79-80
Shingleton, Ted 81-82-83
Shinn, Greg 69
Shipman, Brian 77
Shocklee, Joe 68-69-70
Shupe, Thurl 32-33
Sielschott, Lowell 40-41-42
Siesel, Joseph 64-65-66
Silva, Al 68
Silvani, Leroy 48-49-50
Silvi, Paul 85-86
Siminski, Edward 37-38-39
Simmons, Edward 48
Simmons, Robert 69-70
Simms, Shawn 81-82-83-84
Simonds, Rex 49-50-51



2017 BGSU FOOTBALL

12 MAC CHAMPIONSHIPS | 13 BOWL GAME APPEARANCES

RECORD BOOK • LETTERWINNERS

RECORD BOOK

Simonton, Steve 04
 Sims, Nick 88-89-90-91
 Sims, Thomas 63-64-65
 Skattebo, Leonard 16
 Skibbie, Franklin G. 20-21-22-23
 Slotterbeck, Robert 23
 Smalley, Glenn 51
 Smiley, Chris 00
 Smith, Allen 89-90
 Smith, Andre 87
 Smith, Antonio 05-06-07-08
 Smith, Chloris L. 20
 Smith, Darius 07-08-09-10
 Smith, Damon 94-95-96
 Smith, Donnal 23
 Smith, Doug 74-75-76-77
 Smith, Eric 86-87-88
 Smith, Jeff 75-76
 Smith, Kennan 45
 Smith, Larry 66-67
 Smith, Larry D. 59-60-61
 Smith, LeRoy 89-90-91-92
 Smith, Shannon 14-15-16
 Smith, Tawan 94
 Smith, Thomas 04-05-06
 Smith, Wayne 62-63
 Snell, Fred 48-49
 Snider, Monroe III 65
 Snyder, Charles 21
 Socolofosky, Homer 43
 Sofios, Ted 51
 Sohn, John 64-65-66
 Soskey, Al 37-38
 Sotolongo, Antonyo 16
 Souliere, Joseph 64-65-66
 Southard, Ray 86-87-89
 Spann, Tom 74-75
 Spencer, Adrien 08-09-10-11
 Spencer, Bob 66-68
 Spencer, William 55-56-57
 Spengler, John 77-78-79-80
 Spilewski, Joseph 59
 Spivey, Jermaine 90-94
 Spray, Steve 88-89
 Sprekel, Donald 05-06
 Standing, Thomas 67-68
 Stanley, Glen 07
 Stanford, Andrew 04-05-06-07
 Stanziale, Joseph 53-54-55
 Stark, Andy 81-82
 Starks, Eric 95-96
 Staten, Darnell 90-92-93
 Steele, Archie 37-38-39
 Steele, Tom 75-76
 Steffy, Shane 06-07-08-09
 Stein, Stephen 11-12
 Steinke, Kevin 96-97-98-99
 Stennett, John 43
 Stephan, Rob 73-74
 Stephens, Carl 34
 Stephens, Clint 14-15
 Stephens, Terrance 16
 Stevenson, Audrey 34-35
 Stevenson, Clifford 28-29-30-31
 Stevenson, Donald 30-31-32
 Steward, Ben 13-14-15-16
 Stewart, Wayne 36-37-38
 Stier, Brian 93
 Stokes, Dan 76
 Stokes, Je' Ron 12
 Story, Darryl 83-85-86
 Stough, Claitus 19
 Stough, Lester 19
 Stover, Raishaun 03-04
 Stover, Trevor 92-93-94-95
 Stover, Ty 97
 Strasser, Jason 96-97-98-99
 Stratton, Larry 81-82-83
 Strazinsky, Bill 91
 Studer, Albert 61
 Studer, Joe 76-77-78
 Studer, Steve 72-73-74-75
 Studrawa, Greg 86-87
 Sturt, Fred 71-72
 Suder, Jake 16
 Sugden, Mike 76-77
 Suisham, Shaun 01-02-03-04
 Sullivan, Will 98-99

Sutton, Brian 12-13-14
 Swain, Nick 49
 Swann, Paul 10-11-12-13
 Swan, Steve 81-82
 Swartz, Paul 32-33
 Swartz, Wilbur 24-25
 Swearingen, John 27-28-30
 Sweigard, Cletus 45
 Szychalcic, Mark 89-90-91-92
 Szychowski, John 68-69

TTT

Tabler, John 42-46
 Tabler, Thomas 39-40-41
 Taborn, Lorenzo 16
 Talley, Kevin 81-82
 Tanski, Bart 10-11-12
 Tate, Trent 84
 Tate, Tyler 12-13-14-15
 Taves, Al 44
 Taylor, Don 72-73-74-75
 Taylor, Greg 79-80-81-82
 Taylor, Kevin 71-72-73
 Taylor, Titus 79
 Teague, Will 00-01-03
 Tecco, Don 88
 Tenhundfeld, Robert 43
 Thacker, Sam 78-79
 Thaler, Mike 02-03-04-05
 Thomas, Abasi 98
 Thomas, Bobby 05
 Thomas, Brian 11-12-13-14
 Thomas, Hal 73-74
 Thomas, Thomas 51-52
 Thompson, Art 73-74-75
 Thompson, Rodney 87-88
 Thompson, Scott 95
 Thorne, Ron 95
 Thornton, Reggie 86-87-88-89
 Thourot, Jack 29-30-31
 Timchenko, Joe 04-05
 Tippen, Floyd 34
 Tipton, Carlos 08-09
 Tolle, Stuart 81-82-83-84
 Tomasello, Jac 78-79-81-82
 Tomlinson, Alfred 07
 Torresso, Nick 07-08-09-10
 Toth, Bill 64
 Tracy, Andy 92-93-94-95
 Traub, Harry 29-30-31
 Travis, Arthur 29-30
 Travis, Arthur 69
 Treadway, William 44
 Treece, Clive 19
 Treece, Dale 19
 Treece, Harold 28-29
 Trenary, Warren 51
 Trent, Anthony 63-64
 Troyer, Herbert 19
 Truchly, Steve 81-82-83
 Truss, Cam 2010-11-12-13
 Tuminello, Nick 09
 Tunnell, Arch 60-61
 Turano, Kyle 00
 Turner, Anthony 05-06-07-08
 Turner, Dave 72-74
 Turner, Darnard 14-15
 Turner, Fred 86-87
 Turner, Trabian 97
 Tyla, Matt 99-00

UUU

Underman, Rick 77-78
 Urban, Stanley 43
 Urdzik, Dave 68-69
 Urschel, Kenneth 20
 Usak, Frank 40-41

VVV

Vail, Robert 19-20
 Valdez, Austin 14-15-16
 Valentine, Craig 77-79-80-81
 Valentine, John 57-58
 Valli, Frank 50
 Van Atta, Richard 45-46-47
 Van Dam, Jason 00
 Van Demark, Curtis 07

Van Fleet, Merritt 43
 Van Fossen, Doug 87-88
 Verdun, Donald 47-48-49
 Villapiano, John 71-72
 Villapiano, Phil 68-69-70
 Villanucci, Vince 82-83-84-85
 Violet, James 64-65
 Violet, William 61-62-63
 Viscounte, Ron 86-87-88-89
 Volkmer, Leroy 48
 Vrvilo, Sinisa 07-08
 Van Stein, Mike 70
 Vura, Richard 60

WWW

Wade, Tavarus 16
 Wagner, Jerry 99-00-01-02
 Wagner, Lamont 82-83
 Wagner, Mickey 2010-11
 Wagner, Walter 52
 Wagoner, Richard 64-65-66
 Wakefield, Dennis 75-76
 Waldron, Nate 05-06-07-08
 Walker, Blaeac 2009-10
 Walker, Ennis 45-46
 Walker, Phil 83-85-86
 Wallace, Dwight 64-65
 Wallace, Richard 34
 Wallace, Roger 71-72-73
 Walnsch, Brian 89
 Walston, Ricky 04
 Walz, Jack 15
 Ward, Jerry 62-63-64
 Ward, Mervin 60
 Ward, Ryland 11-12-13-14
 Ware, De'Angelo 15
 Waring, Richard 66
 Warner, Bernard 35
 Warner, Forrest 26-27
 Warren, Rob 01-03-04-05
 Washington, Jason 04
 Wasserman, James 61-62
 Watson, Larry W. 67-68
 Watson, Patrick 04-05-06-07
 Watson, Will 12-13-14-16
 Watson, Willie 95-97-98
 Watz, Hal 73
 Waugh, Fred 48-50
 Waugh, Ronald 43
 Weathersby, Leon 97
 Weaver, Barry 61-63
 Weber, Eugene 58
 Weber, Kenneth 33
 Weger, Michael 64-65-66
 Welch, Mike 83
 Welker, Mark 42-46
 Wellner, Edward 39-40-41
 Wells, Russ 76
 Wendel, Dennis 99-00-01-02
 Wenstrup, Andy 03-04
 Wentling, Cloyce 34
 Whalen, Kenneth 60
 Wharton, Dominique 11-12
 Wheeler, Bernard 48-49-50
 Wheeler, Pierre 26
 Whidden, Bill 74-75-76
 Whipple, Fred 33
 Whitaker, Gary 61-63
 White, Bernard 84-85
 White, Erik 89-90-91-92
 White, Maynard 51
 White, Mark 80-81-82
 White, Phil 50-51-52
 White, Ralph 59-60
 White, Terrel, 03-04-05
 Whiteside, Earl 61-62
 Whitfield, Calvin 88
 Wichman, Mark 76-77
 Wiener, Doug 76-77-78-79
 Wilbourne, Steve 88-89-90-91
 Wiley, Calvin 06-10
 Wilke, Richard 52
 Williams, Brad 03-04-05
 Williams, Casey 98-99-00
 Williams, Charlie 92-93-94
 Williams, Eric 85-86
 Williams, Jack 76-77

Williams, Jamaine 95-96-97
 Williams, James 99-01-02-03
 Williams, John 42
 Williams, Junior 95-96-97-98
 Williams, Lee 79-80-81-83
 Williams, Mel 64
 Williams, Roger 06-07-08-09
 Williams, Ronald 59-60
 Williams, Stew 64-65-66
 Williams, Vernon 89
 Wilson, Art 35
 Wilson, Donovan 15-16
 Wilson, James 54
 Wilson, Myron 71-72-73
 Wilson, Terry 88-89-90-91
 Windatt, Dave 77-78-79-80
 Wingate, Heath 64-65-66
 Wingrove, Ryan 99-00-01
 Winovich, Pete 04-05-06-07
 Winters, Rozell 88-89
 Wireman, Vern 68-69-70
 Wirick, William 48
 Wisser, James 62-63-64
 Witte, Bill 71
 Witte, Earl 21-22-23
 Woodzinski, Mitchell 36
 Wohlers, Arthur 32
 Wolfe, George 27
 Woodland, Jack 46-47-48-49
 Woods Jr., Dwayne 09-10-11-12
 Workens, James 51
 Woullard, Jason 92-93-94-95
 Wright, Brain 2010
 Wright, Chris 06-07-08-09
 Wright, Isaac 69-70
 Wright, Mike 77-78-79
 Wrightsman, Rolland 50-51-52
 Wroblewski, Gary 76
 Wyans, Charles 51
 Wyse, Joe 90-91-92-93

YYY

Yanez, Jesus 02-03
 Yawberg, Harold 52-53
 Yocum, Robin 75-76-77
 Yoder, Stanley 41-46
 Young, Andre 79-80-81-82
 Young, D.J. 06-07
 Young, James 56
 Young, Rick 88-90
 Young, Robert 35-36-37
 Younkin, Robert 21-22-23-24
 Youskievicz, Louis 60-61
 Youssef, Gehad 81-82-83-84

ZZZ

Zahn, Wayne 43
 Zelina, Matt 88
 Zeller, Jason 86-87-88-89
 Zellonis, Gary 70-71-72
 Ziegler, Richard 50-51
 Zimmerman, Marquis 16
 Zimmerman, Shawn 86-89
 Zimpfer, Robert 57-58-59
 Zimpfer, Robert 67-68-69
 Zolciak, Dennis 66-67-68



SPIRIT & TRADITION



WHY ORANGE AND BROWN?

Orange and brown have been the school colors at Bowling Green State University since 1914, the first year of classes. Legend has it that Leon Winslow, an industrial arts faculty member, got the idea from watching a women's hat on a bus to nearby Toledo, Ohio. He liked the brown and orange color combination. So, too, did former Cleveland Browns' head coach Paul Brown. Following a trip to BGSU in the 1940s, Brown used the colors for his All-America Conference team.

ALMA MATER

Alma Mater hear us,
As we praise thy name
Make us worthy sons and daughters
Adding to thy fame.

Time will treat you kindly
Years from now you'll be
Ever dearer in our hearts,
Our University.

From your halls of ivy
To the campus scene,
Chimes ring out with gladness
From our dear Bowling Green.

When all is just a mem'ry
Of the by-gone days,
Hear our hymn dear Alma Mater
As thy name we praise.

FIGHT SONG

Forward Falcons, Forward Falcons
Fight for victory,
Show your spirit, make them fear it
Fight for 'ol Bee Gee.

Forward Falcons, Forward Falcons
Make the contest keen,
Shout out the fame of our mighty name
And win for Bowling Green!

AY ZIGGY ZOOMBA

Ay Ziggy Zoomba Zoomba Zoomba
Ay Ziggy Zoomba Zoomba Ze
Ay Ziggy Zoomba Zoomba Zoomba
Ay Ziggy Zoomba Zoomba Zi
Roll along you BG warriors
Roll along and win for BGSU

Ay Ziggy Zoomba is Bowling Green's unofficial fight song. Gil Fox, an Air Force bombardier in World War II stationed in Italy, brought a loose translation of a Zulu war chant back with him, and since its introduction in 1946 to a campus spirit assembly, it has kept its place in BGSU history. The Falcon football team traditionally sings "Ay Ziggy Zoomba" after each victory.



SPIRIT & TRADITION



Retired Jersey

The only football jersey retired at Bowling Green is #29. It was worn by Paul Miles from 1971-73. Miles rushed for 3,239 yards and 25 touchdowns in his career and was a three-time first team All-MAC selection. He was just the third back in NCAA history to rush for 1,000 or more yards in three consecutive seasons.

Frieda & Freddie Falcon

Frieda and Freddie Falcon are the official mascots of the Bowling Green Falcons. Together with the BGSU cheerleaders, Frieda and Freddie boost spirit at intercollegiate athletic events. Tryouts are held each spring, and winners remain anonymous to the student body until each is unveiled at the last home basketball and hockey game. The Freddie Falcon tradition began in 1950 while Frieda Falcon was added for the 1979-80 athletic year.

Why The Falcons?

The 2016-17 athletic year marks the 89th anniversary of Bowling Green's nickname, Falcons. Before 1927, BG teams were called the Normals or Teachers. Ivan Lake '23 suggested the nickname after reading an article on falconry. Lake, managing editor and sports editor of the Sentinel Tribune in Bowling Green at the time, proposed the name change because it fit headline space and because falcons were "the most powerful bird for their size and often attacked birds two or three times their size."



PEACE PIPE AWARD

The Peace Pipe was a traveling award that went to the winner of the annual gridiron battle between Bowling Green and Toledo. The Peace Pipe tradition actually began on the basketball court during the 1947-48 season. At that time, the teams exchanged a six-foot long wooden peace pipe. The original basketball Peace Pipe disappeared, so, in 1980, the Peace Pipe was reinstated for football with former UT football player Frank Kralik creating the present trophy. Today's Peace Pipe is a smaller version of the original pipe, resting atop a trophy. The Peace Pipe was eliminated prior to the 2011 season and replaced by the "Battle of I-75" Trophy.



ANNIVERSARY AWARD

The Anniversary Award is a traveling award that goes to the winner of the football game between Bowling Green and Kent State. Established in 1985 by the respective alumni departments at BGSU and KSU, the Anniversary Award commemorates the founding of BGSU and KSU in the year 1910.



DOYT L. PERRY STADIUM



Doyt L. Perry Stadium has added lights, a new scoreboard, turf, chairback seating and the Sebo Athletic Center since 2001

Doyt L. Perry Stadium, with its 24,000 seating capacity, is celebrating its 50th year as the home of Bowling Green State University football. In 2001 permanent lighting was installed at the venue and home attendance doubled. In 2007 FieldTurf and the Sebo Athletic Center were added and in 2012 a high definition video board in the south endzone was installed. A new synthetic turf surface, featuring Shaw Sports Turf's PowerBlade Pro system, was installed in the summer of 2016.

Built in 1966 for approximately \$3 million as a replacement for the 43-year-old University Stadium, Perry Stadium had a capacity of 23,272 until bleacher seats were installed in both end zones in 1982 (Those bleachers have been removed to give way for the Sebo Athletic Center, giving BGSU the 24,000 current capacity). One of the largest and most attractive athletic facilities in the Mid-American Conference, Perry Stadium set the conference record for single-game attendance.

On Oct. 8, 1983, a huge crowd of 33,527 packed into Perry Stadium for

the annual Northwest Ohio rivalry between Bowling Green and Toledo, establishing a school and MAC record for single-game attendance. The Falcons went on to set a season record, breaking the six-digit figure for five games with a total draw of 100,021. It marked the first time in history that Bowling Green averaged more than 20,000 fans for five home football games.

That figure was topped in 1985, when Bowling Green posted a perfect record (11-0) in the regular season and clinched the MAC Championship by shutting out Toledo at Perry Stadium in November. More than 28,000 fans turned out that day, raising Bowling Green's season attendance to an average of 22,422. In 1994, BG fans bettered the mark of 1985 as 114,802 fans, an average of 22,960, attended the five home games.

In 2003, Falcon faithful attended sellout games against Northern Illinois and Toledo as ESPN broadcast three games live from the facility and brought its weekly college football show, College Gameday, to Bowling

Green. That year, BGSU averaged more than 21,000 per home game and Perry Stadium remains the only MAC football stadium to have hosted College Gameday.

Perry Stadium is more than just a football facility. The east side of the stadium includes locker rooms, equipment rooms, and some Athletic Department offices. The west side is the home of the BGSU Golf Training Center, filled with a 1,200 square foot putting green, locker rooms and hitting bays, as well as offices for both men's and women's soccer.

Sitting atop the press box on the west side of the stadium is the plush Stadium Club. The Stadium Club's 106 theatre-type seats provide loyal BGSU fans with the best view of the game. The President's Box, located at the top of the east side of the stadium, provides luxury seating for the University President and her guests, along with other supporters of Falcon football.

The construction of elevators on both sides of the stadium, completed in early 1998, has made

the stadium more accessible for all fans. Renovations to all boxes on both sides and the stadium club have taken place over the last few years making for a more fan-friendly atmosphere. Bowling Green won the first game ever played in Perry Stadium, defeating Dayton, 13-0, on Oct. 1, 1966. Since that time, the Falcons have won over 65 percent of their home games, compiling a 162-85-6 record in the 253 games played at Perry Stadium.

<p>Total Home Attendance 3,956,950 (an average of 15,278 for 259 home games over the last 51 years)</p> <p>Longest Winning Streak 16 (1983-86)</p> <p>Longest Unbeaten Streak 19 (1991-94)</p>



PERRY STADIUM RECORDS

DOYT L. PERRY STADIUM RECORDS

Rushing

Attempts 46, Bryant Jones vs. Kent, 10/31/81
 Yards 225, Darryl Story vs. Ball State, 11/5/83
 TDs 5, Dave Preston vs. Dayton, 9/21/74

Passing

Attempts 73, James Knapke vs. Indiana, 9/13/14
 Completions 46, James Knapke vs. Indiana, 9/13/14
 Yards 450, Matt Johnson vs. UMass, 10/10/15
 TDs 6, Ryan Henry vs. Ball State, 10/22/94
 Interceptions 6, Neil Britt (Ball State), 11/5/83; Ryan Henry (BGSU) vs. Louisiana Tech, 8/31/95

Receiving

Receptions 16, Roger Lewis vs. Indiana, 9/13/14
 Yards 261, Roger Lewis vs. Memphis, 9/19/15
 TDs 4, Jeff Groth vs. Grand Valley, 9/23/78

Scoring

Points 30, Dave Preston vs. Dayton, 9/21/74
 Field Goals 3, Several, most recently by Jerry Phillips vs. Ohio, 10/3/09

Long Plays

Rush 93 yds., Mike McGee vs. Central Michigan, 11/21/87 (TD)
 Pass 96 yds., Mark Miller to Dave Dudley vs. San Diego State, 9/25/76 (TD)
 Interception 88 yds., Julius Livas vs. Miami, 10/23/71
 88 yds., Scott Frazier (Miami), 10/27/90 (TD)
 Punt Return 100 yds., Courtney Davis vs Kent, 10/12/96 (TD)
 Kickoff Return 97 yds., James Oliphant (UMass), 10/10/15 (TD)
 94 yds., Leon Weathersby vs. Western Michigan, 10/11/97 (TD)
 Punt 81 yds., Cris Shale vs. Ohio, 10/6/90
 Field Goal 60 yds., Derek Schorejs vs. Toledo, 10/21/95

Most Points

By BG 72 vs. Ohio, 10/5/02
 By Opponent 49, Miami, 12/4/03 and Boise State, 9/26/09
 In the event that a BGSU player does not hold a record, the top Falcon performance is also listed.

Top 15 Home Crowds

- 33,527 vs. Toledo, Oct. 8, 1983
- 31,007[^] vs. N. Illinois, Oct. 25, 2003
- 29,724 vs. Toledo, Nov. 29, 2003
- 29,210 vs. Toledo, Oct. 2, 1993
- 28,110 vs. Toledo, Nov. 16, 1985
- 27,333 vs. Toledo, Oct. 19, 1991
- 26,860 vs. Toledo, Oct. 9, 1971
- 26,483 vs. Toledo, Nov. 23, 2001
- 25,616 vs. Miami, Nov. 15, 2006
- 25,057[#] vs. Akron, Sept. 30, 1989
- 25,000 vs. Akron, Sept. 28, 1985
- 24,631 vs. Miami, Oct. 29, 1994
- 24,409 vs. Miami, Sept. 24, 1983
- 24,194 vs. Miami, Oct. 25, 1975

[#] first night game
[^] ESPN's College Game Day

BGSU Doyt Perry Stadium Records

1966.....	3-1-0
1967.....	2-3-0
1968.....	4-1-0
1969.....	3-2-0
1970.....	2-2-1
1971.....	3-2-0
1972.....	3-1-0
1973.....	4-1-0
1974.....	4-1-0
1975.....	3-2-0
1976.....	3-3-0
1977.....	2-3-0
1978.....	2-3-0
1979.....	2-3-0
1980.....	2-3-0
1981.....	2-2-1
1982.....	5-0-0
1983.....	4-1-0
1984.....	5-0-0
1985.....	5-0-0
1986.....	4-1-0
1987.....	3-2-0
1988.....	2-2-0
1989.....	3-2-0
1990.....	1-1-2
1991.....	5-0-0
1992.....	5-0-0
1993.....	4-0-1
1994.....	4-1-0
1995.....	2-3-0
1996.....	3-2-0
1997.....	2-2-0
1998.....	4-1-0
1999.....	4-1-0
2000.....	1-4-0
2001.....	4-1-0
2002.....	6-0-0
2003.....	6-1-0
2004.....	5-0-0
2005.....	2-3-0
2006.....	2-2-0
2007.....	4-1-0
2008.....	1-4-0
2009.....	3-3
2010.....	1-4
2011.....	2-4
2012.....	4-1
2013.....	5-1
2014.....	4-2
2015.....	3-2
2016.....	3-3
Total.....	165-88-6, 649

Perry Stadium is named in honor of the man who led Bowling Green to a 77-11-5 record in his 10 years as the head coach of the Falcons. Doyt L. Perry was simply one of the greatest football coaches of his day. His .855 winning percentage over 10 seasons in the 1950s and 1960s remains one of the highest in football history. In fact, Perry is fifth all-time behind Bob Reade (Augustana), Knute Rockne (Notre Dame), Frank Leahy (Notre Dame), and Larry Kehres (Mount Union) in winning percentage among coaches with at least 10 years of service on the collegiate level. Perry served as the BGSU athletic director for seven years (1965-71) after stepping down as football coach.



The football facility at BGSU was formally dedicated as Doyt L. Perry Stadium on Sept. 26, 1992. Present for the ceremony were (l-r) Perry's children D.L., Judy Perry McClain, David and Doyt's wife Loretta. They are joined by John Mahaney, former president of the Board of Trustees, former University President Paul J. Olscamp and former Athletic Director Jack Gregory.



PRESIDENT MARY ELLEN MAZEY, PHD



Mary Ellen Mazey became the 11th president of Bowling Green State University on July 1, 2011. Prior to assuming the presidency, she served as Provost and Vice-President of Academic Affairs at Auburn University, as Dean of the Eberly College of Arts and Sciences at West Virginia University, and as Dean of the College of Liberal Arts at Wright State University. In 1996-97 she had an Intergovernmental Personnel Assignment and served as Director of the Office of University Partnerships at the U.S. Department of Housing and Urban Development. A first-generation college graduate, Dr. Mazey earned bachelor's and master's degrees from West Virginia University and a Ph.D. in geography from the University of Cincinnati.

President Mazey is deeply committed to student success and to providing a high quality education that leads to long-term career value for students. Her vision for BGSU is focused on building regional, state, national and global partnerships that enhance the student experience, facilities, revenues and ensure that BGSU is positioned in the global marketplace. She is committed to a diverse campus environment that serves all students.

With her emphasis on strategic planning and partnership building, BGSU has partnered with a local hospital for a new student health center, with the State of Ohio for a new crime laboratory, and with North Star Aviation for a new hangar/classroom building. There is an emphasis on providing new classroom space for innovative, new academic programming. The campus has renovated or opened 10 new buildings in the last three years.

Dr. Mazey has served as a consultant on strategic planning and as an evaluator for the Higher Learning Commission. She currently serves on the Association of Public and Land-Grant Universities (APLU) Voluntary System of Accountability (VSA) Board and as Chair-elect of the board for the Western Collegiate Hockey Association (WCHA). In addition, she serves on the board of directors of the Toledo Chamber of Commerce and the northwest Ohio Regional Growth Partnership.





DIRECTOR OF ATHLETICS BOB MOOSBRUGGER



Bowling Green State University named Bob Moosbrugger (pronounced MOOSE-brugger) as its 14th Director of Athletics in May of 2016. A 1994 graduate of BGSU, Moosbrugger left his post as Deputy Director of Athletics / Chief Operating Officer at San Diego State University.

“We are pleased to welcome Bob Moosbrugger home to BGSU,” said Mary Ellen Mazey, Ph.D., president of Bowling Green State University. “He brings a wealth of experience in athletics operations as well as in donor, alumni and community outreach. Most importantly, he has an unparalleled commitment to student success. I look forward to working with him to take BGSU Athletics to the next level.”

Moosbrugger has served at San Diego State in two stints, starting in March of 2000 as the assistant director for the Aztec Athletic Foundation. He was promoted to assistant athletic director/director of the Aztec Foundation in 2004. He was named the director of business development at the San Diego International Sports Council in February 2006 before returning to the Aztecs in September 2007 as the associate athletic director for development. In June 2015, he was promoted to his most recent role.

Prior to his time at San Diego State, Moosbrugger was as an assistant ticket manager and athletic ticket manager at Fresno State from 1996-2000. He was a graduate assistant at Ball State from 1994-96.

“I’m excited to be back in Bowling Green,” Moosbrugger said. “It’s amazing to think that I started here as a student 26 years ago. I am humbled and honored to serve as Director of Athletics. BGSU has built a strong national reputation. I’m looking forward to working with our staff to build upon that success.”

In his most recent role at San Diego State, Moosbrugger was the sport supervisor for football, men’s basketball and softball. He also supervised the athletics business office, development, events and facilities, and student-athlete academic services. He worked collaboratively to manage the department’s \$46 million athletics budget and cultivated, solicited and stewarded major and annual fund prospects.

A baseball player at BGSU, Moosbrugger earned the team’s Don Woods Award as the top freshman in 1991 and was a two-year letter winner. He is the fifth alumnus to serve as BGSU’s Director of Athletics. Moosbrugger came to Bowling Green following a strong scholastic career in baseball and football at Celina Senior High School.

He and his wife, Esther, have two sons, Andrew and Vincent.

