



2017-18 BGSU BASKETBALL GAME NOTES

9 MAC REGULAR-SEASON TITLES • 4 NCAA TOURNAMENTS • 14 NIT BERTHS • 13 ALL-AMERICANS

2017-18 SCHEDULE

OVERALL: 1-1 MAC: 0-0
HOME: 0-1 MAC HOME: 0-0
AWAY: 1-0 MAC AWAY: 0-0
NEUTRAL: 0-0 STREAK: L1

	AT DREXEL NOVEMBER 10 • W, 78-69
	SOUTH DAKOTA NOVEMBER 13 • L, 79-88
	FLORIDA GULF COAST NOVEMBER 18 • 6:00 PM
	LAKE ERIE COLLEGE NOVEMBER 20 • 7:00 PM
	USC UPSTATE NOVEMBER 24 • 5:00 PM
	AT CAMPBELL NOVEMBER 25 • 2:00 PM
	ABILENE CHRISTIAN NOVEMBER 26 • 1:00 PM
	SAN JOSE STATE NOVEMBER 29 • 7:00 PM
	AT NORFOLK STATE DECEMBER 2 • 6:00 PM
	EVANSVILLE DECEMBER 5 • 7:00 PM
	AT OLD DOMINION DECEMBER 9 • 7:00 PM
	AT GREEN BAY DECEMBER 21 • 7:00 PM
	LOURDES DECEMBER 28 • 5:30 PM
	MIAMI JANUARY 2 • 7:00 PM
	AT E. MICHIGAN JANUARY 6 • 12:00 PM
	N. ILLINOIS JANUARY 9 • 7:00 PM
	AT AKRON JANUARY 13 • 2:00 PM
	AT MIAMI JANUARY 16 • 7:00 PM
	C. MICHIGAN JANUARY 20 • 3:30 PM
	AT N. ILLINOIS JANUARY 23 • 8:00 PM
	AT TOLEDO JANUARY 27 • 7:00 PM
	OHIO JANUARY 30 • 7:00 PM
	KENT STATE FEBRUARY 3 • 3:30 PM
	AT BALL STATE FEBRUARY 6 • 7:00 PM
	E. MICHIGAN FEBRUARY 10 • 4:00 PM
	W. MICHIGAN FEBRUARY 13 • 7:00 PM
	AT BUFFALO FEBRUARY 17 • 3:30 PM
	AKRON FEBRUARY 20 • 7:00 PM
	AT KENT STATE FEBRUARY 24 • 6:00 PM
	AT OHIO FEBRUARY 27 • 7:00 PM
	BUFFALO MARCH 2 • 6:00 PM



GAMEDAY CENTRAL

Date _____ Nov. 18, 2017
Time _____ 6:00 PM
Location _____ Bowling Green, Ohio
Venue _____ Stroh Center (4,387)
TV/Stream _____ ESPN3
Talent _____ Brad Woznicki
Radio _____ Falcon Radio Network
Talent _____ Todd Walker & Kirk Cowan
Live Stats _____ BGSUFalcons.com
Twitter _____ @BGSUMHoops
Twitter _____ @BG Athletics
Instagram _____ @BGFalcons



School _____ Florida Gulf Coast University
Name _____ Eagles
Head Coach _____ Joe Dooley
Record at FGCU _____ 94-46 (5th)
Overall _____ 150-98 (9th)
2017-18 Record _____ 2-0 (0-0 A-Sun)
Location _____ Fort Myers, Fla.
Founded _____ 1991
Enrollment _____ 14,970
Colors _____ Green & Blue

OPENING TIP

- In 2014, the BGSU men's basketball program decided to honor Bill Frack – one of the program's biggest fans and supporters, who donated over \$20 million to the program before he passed away on May 28, 2014 – by dedicating one game per season to William D. Frack.
- Last season, Bowling Green hosted the Bill Frack Tournament, which was a multiple-team event, featuring games against UMKC, Green Bay and Murray State.
- This season, the game is returning to the usual one-game format, known as the Bill Frack Challenge. Saturday (Nov. 18) night's game will be the fourth edition of the Bill Frack Challenge.
- In the first-ever Bill Frack Challenge game, Bowling Green earned a 67-57 victory over Cleveland State on Dec. 13, 2014. In the second-edition of the game, the Falcons dropped a contest to Cincinnati on Nov. 18, 2015.
- Bowling Green owns a 1-0 advantage in the all-time series with Florida Gulf Coast. In head coach Michael Huger's first season, the Falcons beat the Eagles, 82-77, in Fort Myers, Fla. on Nov. 23, 2015.
- BGSU has received huge efforts from freshmen in the first two games of the season. In the season opener at Drexel, guard Justin Turner registered 33 points, seven assists and four rebounds. In the home opener versus South Dakota, forward Derek Koch notched 15 points and 14 rebounds.

THE BOWLING GREEN STARTING FIVE (BASED OFF LAST GAME: NOV. 13 VS. SOUTH DAKOTA)

3 CALDWELL / SO GUARD	5 FRYE / SO GUARD	10 TURNER / R-FR GUARD	40 KOCH / FR FORWARD	1 WIGGINS / JR FORWARD
MIN _____ 33.5	MIN _____ 28.0	MIN _____ 32.5	MIN _____ 22.0	MIN _____ 23.0
PPG _____ 9.0	PPG _____ 16.0	PPG _____ 19.5	PPG _____ 8.5	PPG _____ 9.0
FG% _____ 22.2	FG% _____ 40.0	FG% _____ 42.4	FG% _____ 46.2	FG% _____ 50.0
3FG% _____ 11.1	3FG% _____ 50.0	3FG% _____ 41.7	3FG% _____ N/A	FT% _____ 72.7
SPG _____ 2.0	RPG _____ 5.5	APG _____ 6.0	RPG _____ 9.0	RPG _____ 5.5

2017-18 TV/RADIO ROSTER



#0 Nelly Cummings
G • 6-0 • 175



#1 Demajeo Wiggins
F • 6-10 • 240



#3 Rodrick Caldwell
G • 5-10 • 175



#5 Dylan Frye
G • 6-2 • 170



#10 Justin Turner
G • 6-4 • 190



#11 Antwon Lillard
G • 6-5 • 180



#13 Jeffrey Uju
F • 6-7 • 220



#23 De Andre' Austin
G • 5-9 • 155



#24 Matt Fox
G • 6-4 • 190



#25 Daeqwon Plowden
G/F • 6-6 • 195



#30 Ethan Good
G • 6-1 • 180



#33 Matiss Kulackovskis
F • 6-9 • 210



#40 Derek Koch
F • 6-9 • 260



#52 Joniya Gadson
C • 6-10 • 260

NUMERICAL ROSTER

#	NAME	POS	HT/WT	CL	HOMETOWN
0	Nelly Cummings	G	6-0/175	FR	Midland, Pa.
1	Demajeo Wiggins	F	6-10/240	JR	Toledo, Ohio
3	Rodrick Caldwell	G	5-10/175	SO	Dayton, Ohio
5	Dylan Frye	G	6-2/170	SO	Pembroke Pines, Fla.
10	Justin Turner	G	6-4/190	R-FR	Detroit, Mich.
11	Antwon Lillard	G	6-5/180	JR	Cleveland, Ohio
13	Jeffrey Uju	F	6-7/220	R-JR	Bolingbrook, Ill.
23	De Andre' Austin	G	5-9/155	JR	Warrensville Hts., Ohio
24	Matt Fox	G	6-4/190	SR	Maumee, Ohio
25	Daeqwon Plowden	G/F	6-6/195	FR	Philadelphia, Pa.
30	Ethan Good	G	6-1/180	SO	Wapakoneta, Ohio
33	Matiss Kulackovskis	F	6-9/210	FR	Saldus, Latvia
40	Derek Koch	F	6-9/260	FR	West Salem, Ohio
52	Joniya Gadson	C	6-10/260	FR	Miami Gardens, Fla.

ALPHABETICAL ROSTER

#	NAME	POS	HT/WT	CL	HOMETOWN
23	De Andre' Austin	G	5-9/155	JR	Warrensville Hts., Ohio
3	Rodrick Caldwell	G	5-10/175	SO	Dayton, Ohio
0	Nelly Cummings	G	6-0/175	FR	Midland, Pa.
24	Matt Fox	G	6-4/190	SR	Maumee, Ohio
5	Dylan Frye	G	6-2/170	SO	Pembroke Pines, Fla.
52	Joniya Gadson	C	6-10/260	FR	Miami Gardens, Fla.
30	Ethan Good	G	6-1/180	SO	Wapakoneta, Ohio
40	Derek Koch	F	6-9/260	FR	West Salem, Ohio
33	Matiss Kulackovskis	F	6-9/210	FR	Saldus, Latvia
11	Antwon Lillard	G	6-5/180	JR	Cleveland, Ohio
25	Daeqwon Plowden	G/F	6-6/195	FR	Philadelphia, Pa.
10	Justin Turner	G	6-4/190	R-FR	Detroit, Mich.
13	Jeffrey Uju	F	6-7/220	R-JR	Bolingbrook, Ill.
1	Demajeo Wiggins	F	6-10/240	JR	Toledo, Ohio

COACHING STAFF

NAME	TITLE
Michael Huger (3rd)	Head Men's Basketball Coach
Anthony Stacey (3rd)	Assistant Men's Basketball Coach
Mike Summey (3rd)	Assistant Men's Basketball Coach
Kevin Noon (3rd)	Assistant Men's Basketball Coach
Ryan Kardok (3rd)	Director of Men's Basketball Operations
Parker Settle (2nd)	Video Coordinator
Jeremiah Bonsu (1st)	Graduate Assistant
Rob Whitehurst (4th)	Assistant Athletic Trainer

PRONUNCIATION GUIDE

#1 Demajeo: Duh-mah-geo	#25 Daeqwon: day-(rhymes with John)
#5 Frye: Fry	#33 Kulackovskis: KU-LOTCH-coves-kiss
#11 Antwon: An-(rhymes with John)	#40 Koch: Coke
#13 Uju: Oo-jew	#52 Joniya: Joe-nye-uh

THE DIFFERENCE MAKERS

BOWLING GREEN

Points _____ Justin Turner, 19.5
 Rebounds _____ Derek Koch, 9.0
 Assists _____ Justin Turner, 6.0
 Blocks _____ Daeqwon Plowden, 1.5
 Steals _____ Rodrick Caldwell/Justin Turner, 2.0

FLORIDA GULF COAST

Points _____ Zach Johnson, 20.0
 Rebounds _____ Antravious Simmons, 8.0
 Assists _____ Brandon Goodwin, 5.5
 Blocks _____ Three Tied, 2.0
 Steals _____ Brandon Goodwin/Zach Johnson, 2.5

DELVING DEEPER: BOWLING GREEN VS. FLORIDA GULF COAST

HUGER'S THOUGHTS ON FLORIDA GULF COAST

"The end result of our South Dakota game was not what we wanted. However, we need to learn from our mistakes and continue to grow as a team. We will take some time to close the book on that loss, and refocus for Florida Gulf Coast this Saturday. Like South Dakota, FGCU is an extremely talented and experienced team that was picked to finish at the top of its league. It will take a full 40-minute effort defensively to come away with a victory. I believe we have the personnel to match up with them, but we need to be the aggressors on both ends of the floor from start to finish." — Michael Huger

SCOUTING THE FLORIDA GULF COAST EAGLES

- Florida Gulf Coast returns eight letterwinners and four starters from last year's team that went 26-8 (12-2 A-Sun), won the Atlantic Sun, and was a 14-seed in the 2017 NCAA Tournament.
- Brandon Goodwin and Zach Johnson return after leading the Eagles in scoring and assists in 2016-17. Last season, Goodwin averaged 18.5 points, 4.5 rebounds and 4.1 assists, while Johnson averaged 11.9 points, 2.8 rebounds and 3.1 assists.
- Christian Terrell and Antravious Simmons also return after starting double-digit games in 2016-17. Terrell was one of four players that scored over 10.0 points per game. Simmons averaged 5.4 points and 3.4 rebounds a season ago.
- This season, FGCU is off to a 2-0 start, picking up wins over Illinois State and Siena. Over the first two games, FGCU is averaging 92.0 points per game, and shooting 50.4 percent from the floor.
- Through the Eagles' first two games, opponents are shooting 40.6 percent from the floor, 38.6 from downtown, while scoring 70.0 points per game. Last season, opponents scored 69.3 points per game and shot 42.5 percent from the field. FGCU limited its opponents to an impressive 30.6 percent mark from three-point range.
- Florida Gulf Coast shot 70.2 percent from the charity stripe last season. This season, the Eagles are shooting 71.9 percent.
- Last year, the Eagles averaged 15.5 assists, and 12.4 turnovers. Through the first two games, Dunk City is averaging 16.0 assists and 13.0 turnovers.
- FGCU is coached by Joe Dooley, who is in his fifth year with the program. Dooley is 94-46 at FGCU.

PROJECTED FLORIDA GULF COAST STARTING FIVE (BASED OFF LAST GAME)

Player (Position)	GP-GS	PPG	APG	RPG	Total BLK/STL
Ricky Doyle (F)	2-2	8.5	1.5	6.0	1/1
Antravious Simmons (F)	2-1	6.0	2.0	8.0	0/3
Brandon Goodwin (G)	2-2	18.5	5.5	5.0	0/5
Zach Johnson (G)	2-2	20.0	2.5	3.5	1/5
Christian Terrell (G)	2-2	14.5	1.0	6.5	2/1

SERIES HISTORY



- VS -



OVERALL

FIRST MEETING

Home (Stroh Center)	0-0 (0-0)
Away (Alico Arena)	1-0 (1-0)
Neutral Sites	0-0
Current BGSU Streak	W1
Longest BGSU Winning Streak	1
Longest BGSU Losing Streak	N/A
Largest BGSU Margin of Victory	5
Largest BGSU Margin of Defeat	N/A

DATE	LOCATION	W/L	RESULT
11/23/15	Fort Myers, Fla.	W	82-77
11/18/17	Bowling Green	N/A	N/A

THE MATCHUP

BGSU	STATS	FGCU
1-1	Record	2-0
0-0	Conference Record	0-0
78.5	Scoring Offense	92.0
78.5	Scoring Defense	70.0
0.0	Scoring Margin	+ 22.0
40.2 %	FG %	50.4 %
44.4 %	FG % Def.	40.6 %
36.2 %	3-pt FG %	30.2 %
30.0 %	3-pt FG % Defense	38.6 %
8.5	3-pt FG Per Game	6.5
70.4 %	FT %	71.9 %
19.0	FT Made Per Game	20.5
40.0	Rebs. Per Game	48.0
0.0	Reb Margin	+ 19.5
14.5	Assists Per Game	16.0
14.5	Turnovers Per Game	13.0
0.0	Turnover Margin	- 0.5
7.0	Steals Per Game	9.5
4.0	Blocks Per Game	4.0

UNIVERSITY INFORMATION

School _____ Bowling Green State University
 Location _____ Bowling Green, Ohio 43403
 Founded _____ 1910
 Enrollment _____ 17,558
 Names to Use ____ Bowling Green State University
 _____ BGSU
 _____ Bowling Green
 _____ BG
 Mascot _____ Falcons
 Colors _____ Orange and Brown
 Conference ____ Mid-American (MAC) - East Division
 Arena _____ Stroh Center (4,347)
 President _____ Dr. Mary Ellen Mazey
 Director of Athletics _____ Bob Moosbrugger
 Athletics Dept. Phone _____ 419-372-2401

HEAD COACH MICHAEL HUGER

Alma Mater _____ BGSU, 1994
 Record at BGSU _____ 30-38 (3rd Season)
 Career Record _____ Same
 MAC Record _____ 12-24 (3rd season)
 Basketball Office Phone _____ 419-372-8311

PROGRAM HISTORY

First Year of Men's Basketball _____ 1915-16
 All-Time Varsity Record _____ 1351-1158
 All-Time MAC Record _____ 503-476
 MAC Regular Season Titles _____ 9 (2009)
 MAC Tournament Record _____ 22-35
 NCAA Championships Appearances (Last) ____ 4 (1968)
 NCAA Championships Record _____ 1-5
 Postseason NIT Appearances / (Last) ____ 14 (2009)
 Postseason NIT Record _____ 6-14
 Postseason CIT Appearances / (Last) ____ 2 (2015)
 Postseason CIT Record _____ 1-2

ATHLETIC COMMUNICATIONS

Assistant Director/MBB Contact ____ James Nahikian
 Office Phone _____ 419-372-7105
 Cell Phone _____ 248-224-8113
 Email _____ jnahiki@bgsu.edu
 Twitter _____ @JamesNahikianBG
 Address _____ 251 Perry Stadium East
 _____ Bowling Green, Ohio 43403-0030
 University Website _____ bgsu.edu
 Athletics Website _____ BGSUFalcons.com
 Men's Basketball Twitter _____ @BGSUMHoops

A BGSU WIN WOULD...

- Move the Falcons to 2-1 on the young season.
- Mark the first 2-1 start in the Michael Huger Era.
- Give the Falcons a 3-3 record in Bill Frack Challenge/Tournament games.
- Be Bowling Green's first win at the Stroh Center in 2017-18.
- Push Bowling Green's all-time Stroh Center record to 59-39.
- Improve BGSU's record versus Florida Gulf Coast to 2-0 all-time.

THE BOWLING GREEN BABY FALCONS

- Bowling Green has one of the youngest rosters in the country in 2017-18. The Falcons only have one senior, while also having a combined nine freshmen and sophomores. Only 13 other schools in the nation fit this mold.
- Of the 13 other programs, only Kentucky (8) and American (7) have more freshmen than BGSU (6).

SCHOOL	SR	FR	R-FR	SO	R-SO	TOTAL
Kentucky	0	7	1	3	1	12
Auburn	1	3	0	9	0	12
American	0	7	0	3	0	10
The Citadel	0	6	0	4	0	10
Wofford	1	4	1	5	0	10
Toledo	1	4	1	5	0	10
Tennessee	1	3	3	3	1	10
Holy Cross	0	6	0	3	0	9
Bowling Green	1	5	1	3	0	9
Kansas State	1	3	2	4	0	9
Louisiana Tech	1	3	1	5	0	9
Marquette	1	4	1	3	1	9
Montana	1	6	0	2	1	9
Oklahoma	1	5	0	2	2	9

SEVEN NEW FACES?

- Bowling Green's 14-man roster consists of five true freshmen.
- Nelly Cummings, Joniya Gadson, Derek Koch, Matiss Kulackovskis, and Daegwon Plowden are the five true freshmen on the 2017-18 Falcon roster.
- Additionally, redshirt-freshman Justin Turner and redshirt-junior Jeffrey Uju sustained injuries last season, and although they played sparingly, they maintained their year of eligibility.

			1	2 CAPITAL W, 83-53	3	4
5	6	7	8	9	10 at Drexel W, 78-69	11
12	13 S. DAKOTA L, 79-88	14	15	16	17	18 vs. FGCU
19	20 vs. LAKE ERIE COLLEGE	21	22	23	24 vs. USC Upstate	25/26 at Campbell vs. Abilene Christian

MAC EAST STANDINGS (AS OF NOV. 16)

TEAM	MAC						OVERALL				
	RECORD	PCT	H	A	N	STREAK	RECORD	PCT	H	A	N
BUFFALO	0-0	.000	0-0	0-0	0-0	W2	2-0	1.000	2-0	0-0	0-0
MIAMI	0-0	.000	0-0	0-0	0-0	W2	2-0	1.000	1-0	1-0	0-0
KENT STATE	0-0	.000	0-0	0-0	0-0	W1	1-0	1.000	0-0	0-0	1-0
AKRON	0-0	.000	0-0	0-0	0-0	W1	1-0	1.000	1-0	0-0	0-0
OHIO	0-0	.000	0-0	0-0	0-0	W1	1-0	1.000	1-0	0-0	0-0
BGSU	0-0	.000	0-0	0-0	0-0	L1	1-1	.500	0-1	1-0	0-0

MAC WEST STANDINGS (AS OF NOV. 16)

TEAM	MAC						OVERALL				
	RECORD	PCT	H	A	N	STREAK	RECORD	PCT	H	A	N
E. MICHIGAN	0-0	.000	0-0	0-0	0-0	W2	2-0	1.000	2-0	0-0	0-0
TOLEDO	0-0	.000	0-0	0-0	0-0	W1	2-0	1.000	2-0	0-0	0-0
N. ILLINOIS	0-0	.000	0-0	0-0	0-0	W1	1-0	1.000	1-0	0-0	0-0
C. MICHIGAN	0-0	.000	0-0	0-0	0-0	L1	1-1	.500	1-0	0-1	0-0
W. MICHIGAN	0-0	.000	0-0	0-0	0-0	L1	1-1	.500	1-0	0-1	0-0
BALL STATE	0-0	.000	0-0	0-0	0-0	L2	0-2	.000	0-0	0-2	0-0

NON-CONFERENCE RECORDS UNDER HUGER

- Michael Huger has experienced tremendous success as a basketball coach in non-conference games.
- As a coach (not counting his two years at Longwood, due to the fact that Longwood was an independent while reclassifying into Division I, and didn't have a true non-conference schedule), Huger is 82-45 (.646) in non-conference games.
- In six of the last seven seasons (not counting the 2017-18 season), Huger-coached teams have won at least nine non-conference games.
- Huger is 16-12 in non-conference games as a head coach, including a 9-4 mark in his first season with the Falcons. As an assistant, Huger went 66-33 in non-conference ballgames.

SCHOOL	POSITION	SEASON	RECORD
Bowling Green	Head Coach	2017-18	1-1
Bowling Green	Head Coach	2016-17	6-7
Bowling Green	Head Coach	2015-16	9-4
Miami (Fla.)	Assistant Coach	2014-15	10-3
Miami (Fla.)	Assistant Coach	2013-14	9-5
Miami (Fla.)	Assistant Coach	2012-13	9-3
Miami (Fla.)	Assistant Coach	2011-12	9-4
George Mason	Assistant Coach	2010-11	9-3
George Mason	Assistant Coach	2009-10	5-7
George Mason	Assistant Coach	2008-09	7-4
George Mason	Assistant Coach	2007-08	8-4
TOTAL	Head Coach/Assistant Coach	2007-17	82-45
TOTAL	Assistant Coach	2007-15	66-33
TOTAL	Head Coach	2015-PR	16-12

BGSU STATISTICAL RANKINGS



CATEGORY	BGSU	NCAA	MAC
Scoring Offense	78.5	156	8
Scoring Defense	78.5	251	11
Scoring Margin	0.0	225	11
FG%	40.2	279	8
FG% Defense	44.4	228	10
3-Point FG%	36.2	137	2
3-Point FG% D	30.0	115	6
FT%	70.4	160	9
Reb. / Game	40.0	128	7
Reb. Margin	0.0	218	9
Assists / Game	14.5	156	6
Blocks / Game	4.0	134	6
Steals / Game	7.0	147	7
T/O Margin	0.0	190	7
Assist / TO Margin	1.0	178	8
O Reb. / Game	12.0	128	4
D Reb. / Game	28.0	144	9
3-PT FG Made / GM	8.5	112	4

UPCOMING #MACTion

FRIDAY, NOV. 17

Stony Brook at Ball State (7 p.m.)

LIU Brooklyn at Miami (8:30 p.m.)

SATURDAY, NOV. 18

Eureka at Central Michigan (1 p.m.)

Howard at Eastern Michigan (2 p.m.)

Florida Gulf Coast at Bowling Green (6 p.m.)

Tennessee Martin at Akron (7 p.m.)

Oakland at Toledo (7 p.m.)

SUNDAY, NOV. 19

Mississippi Valley State at Kent State (3 p.m.)

Ball State at Oregon (9 p.m.)

Hartford vs. Miami (10 p.m.)

BGSU BY THE NUMBERS

1	Bowling Green only has one senior this season, and that is Matt Fox.
2	In Michael Huger's second season as head coach in 2016-17, BGSU saw a two-win MAC improvement.
4	With a win at Drexel to open the season, BGSU began a season 1-0 with a true road win for just the fourth time since 1982-83.
5	Dylan Frye hit a career-high five triples vs. South Dakota, marking the first time that a Falcon hit five threes in a game since 2/4/17.
14	Derek Koch's 14 rebounds versus South Dakota were the most from a BGSU true freshman since 1999.
23.2	Demajeo Wiggins, while shooting 99 more free throws, improved his free throw shooting by 23.2 percent last season.
30	With Bowling Green's season-opening victory over Drexel, Michael Huger earned his 30th win as BGSU's head coach.
33	Justin Turner's 33 points at Drexel were the most points ever scored by a BGSU freshman.
41.4	Dylan Frye is 7-for-14 from downtown to start the season, bumping his three-point percentage up to 41.4.
50	This season marks the 50th anniversary of the 1968 BGSU team that appeared in the NCAA Tournament.
67	Matt Fox has played in 67-career games, one game ahead of Demajeo Wiggins and for most on the roster.
97	Since the facility opened in 2011, the men's team has played in 97 games at the Stroh Center.
135	Of Matt Fox's 160-career field goal attempts, a total of 135 of them have come from beyond the three-point line.
503	As a program, Bowling Green has recorded 503 MAC wins.
1351	Bowling Green has 1,351 all-time wins as a program.

THE BILL FRACK CHALLENGE

- In 2014, the BGSU men's basketball program decided to honor Bill Frack — one of the program's biggest fans and supporters, who donated over \$20 million to the program before he passed away on May 28, 2014 — by dedicating one game per season to William D. Frack. The game became known as the Bill Frack Challenge.
- Last season, Bowling Green hosted the Bill Frack Tournament, which was a multiple-team event, featuring games against UMKC, Green Bay and Murray State.
- On Saturday (Nov. 18) night, the game will return to the single-game format versus Florida Gulf Coast University.
- In the first two seasons of the Bill Frack Challenge, BGSU hosted Cleveland State (Dec. 13, 2014) and Cincinnati (Nov. 18, 2015).
- For Saturday's (Nov. 18) game, the first 800 fans will get a free Frackolate cookie.

CAN'T KEEP UP WITH KOCH

- Freshman forward Derek Koch posted a monster game in the Bowling Green's home opener versus South Dakota on Nov. 13.
- The 6-foot-9 big man recorded 15 points, 14 rebounds, two assists, two blocks and one steal.
- Koch's rebounding total was especially historic, as he became the first BGSU true freshman since 1999 to pull down 14-plus rebounds.
- On Jan. 23, 1999, Len Metala registered 16 rebounds at Anderson Arena in a contest versus Ohio.
- Koch is averaging a team-high 9.0 rebounds through the first two games of the season. He is also averaging 8.5 points, 1.0 assist and 1.0 block.

PLOWDEN PROVIDING A SPARK

- Freshman forward Daeqwon Plowden has provided a huge spark off the bench in each of Bowling Green's first two games.
- While playing in his hometown of Philadelphia in the season opener at Drexel, Plowden posted nine points, three rebounds, one block and one steal. He went 4-for-5 from the floor and 1-for-2 from three-point range.
- In the Falcons' home opener against South Dakota, he went 3-for-5 from the field, 1-for-2 from downtown, and racked up seven points, seven rebounds, and two blocks.
- On the season, Plowden is averaging 8.0 points, 5.0 rebounds, 1.5 blocks, and is shooting 70.0 percent from the field and 50.0 percent from beyond the long line.

THE FOUR FRESHMEN

- With Matiss Kulackovskis out for the season with a knee injury, the Falcons will finish out the season with four true freshmen.
- All four of them — Nelly Cummings, Derek Koch, Joniya Gadson and Daeqwon Plowden — contributed in a big way in BGSU's home opener versus South Dakota.
- Koch registered 15 points, 14 rebounds, two assists and two steals, while Plowden added seven points, seven rebounds and two blocks.
- Cummings, after not scoring in the season opener, added eight points, one rebound, one assist and one steal.
- Gadson chipped in with three rebounds in four minutes of play.

TERRIFIC TRUE ROAD WIN

- Bowling Green won its season opener by defeating Drexel, 78-69, on the road on Nov. 10. The Falcons used a 19-0 run in the second half to erase a 10-point halftime deficit.
- For just the fourth time since 1982-83, the Falcons began a season 1-0 with a true road win.

• The four previous times that BGSU started a season 1-0 with a true road win came in 1996-97 (at James Madison), 2014-15 (at Drake), and 1982-83 (at Cornell).

REVERSING THE TREND

- In Bowling Green's season-opening victory over the Drexel Dragons, the Falcons found a way to get a win, despite a couple of key statistics and situations that were not in their favor.
- Heading into the game, under head coach Michael Huger, the Falcons were 6-20 when trailing at the half. BGSU was down by 10 at the half.
- Bowling Green was also 10-20 when playing on the road, and also 10-20 when its opponents shot between 40-49 percent. Drexel shot 41.1 percent from the field.
- BGSU was 8-20 when its opponents made more free throws. Drexel made two more free throws than the Falcons.
- Bowling Green was 9-27 when being outrounded by its opponents. Drexel outrounded Bowling Green, 35-33.
- Bowling Green was also 1-5 under Huger on Fridays.

JUICE JUMPS ONTO THE SCENE

- In his first-career start, redshirt-freshman guard Justin Turner posted one of the best games in program history, racking up 33 points, seven assists, four rebounds, two steals and one block.
- Turner scored 19 second-half points, and finished the game 12-for-19 from the floor, including a 4-for-7 mark from downtown.
- The Detroit native's 33 points were the most scored by a BGSU freshman ever.
- Since 2000, BGSU players have scored 30-plus points a total of 25 times. Only two of those games, including Turner's, have been turned in by freshmen.
- His 33 points were the most scored by a Falcon since Spencer Parker scored 33 points at Detroit Mercy on Dec. 12, 2015.
- Only three players have scored 30-plus points at BGSU under head coach Michael Huger. Along with Turner and Parker, Zack Denny dropped 30 in an epic win over Toledo last season.

TURNER AND SANTORO #MAKEHISTORYNOW

- Justin Turner wasn't the only Falcon to score 30-plus points on Nov. 10.
- Along with Turner's 33-point output at Drexel, BGSU women's basketball player Carly Santoro posted 30 points and 10 rebounds in a season-opening victory over Eastern Kentucky.
- The pair of Falcons' 30-point games marked the first time that a BGSU men's and women's player each scored 30-plus points on the same day since Jan. 12, 2002.
- On that day, Keith McLeod posted 42 points in an 85-73 win at Buffalo, while Stefanie Wenzel scored 30 in a 71-69 home victory over Buffalo.

#DEEPRY

- After earning MAC All-Freshman Team honors in 2016-17, sophomore guard Dylan Frye is off to a hot start in 2017-18.
- In Bowling Green's home opener versus South Dakota on Nov. 13, Frye scored 23 points, one shy of his career high. Last season versus Ohio (Jan. 28, 2017), he scored 24 points.
- Frye's 23 points marked the fourth 20-plus point game of his career, and his first in non-conference play. He also made a career-best five triples, as he went 5-for-10.
- Frye is third in the MAC with seven (7-for-14) made triples in 2017-18, and he's now connected on multiple three-balls in 12-career games. Frye went 2-for-4 in the season opener at Drexel.
- In the game against South Dakota, the sophomore also tied a career high, which he set last year versus Buffalo on Feb. 11, 2017, with seven rebounds.
- Frye's #DeepFrye percentage is up to 41.4 for his career.

SPECIALITY STATISTICS

LARGEST LEAD IN A WIN

Drexel (Nov. 10, 2017) _____ 9

LARGEST LEAD IN A LOSS

South Dakota (Nov. 13, 2017) _____ 7

LARGEST DEFICIT IN A WIN

Drexel (Nov. 10, 2017) _____ 10

LARGEST DEFICIT IN A LOSS

South Dakota (Nov. 13, 2017) _____ 11

LARGEST HALFTIME LEAD

South Dakota (Nov. 13, 2017) _____ 1

LARGEST HALFTIME DEFICIT

Drexel (Nov. 10, 2017) _____ 10

MOST POINTS SCORED IN A HALF

Drexel (Nov. 10, 2017) _____ 46

FEWEST POINTS SCORED IN A HALF

Drexel (Nov. 10, 2017) _____ 32

MOST POINTS ALLOWED IN A HALF

South Dakota (Nov. 13, 2017) _____ 54

FEWEST POINTS ALLOWED IN A HALF

Drexel (Nov. 10, 2017) _____ 27

MAC INDIVIDUAL STATISTICS (NOV. 16)

Stat	Player	Rank	Stat/Game
Points	Turner	11th	19.5
	Frye	16th	16.0
Rebounds	Koch	6th	9.0
Assists	Turner	3rd	6.0
FG%	Plowden	7th	70.0
3PT%	Frye	9th	50.0
	Plowden	9th	50.0
3F Made	Frye	3rd	7
Steals	Caldwell	5th	2.0
	Turner	5th	2.0
Ast/To Rat.	Turner	14th	1.7
Blocks	Koch	1.0	12th
	Wiggins	1.0	12th
O. Rebs	Koch	4th	3.5

BGSU BASKETBALL: THE ASSOCIATION



FALCONS IN THE NBA DRAFT

YEAR	PLAYER	SELECTION	TEAM
1950	Charlie Share	1st / 1st	Celtics
1954	Al Bianchi	2nd / 18th	Lakers
1960	Jimmy Darrow	5th / 38th	Hawks
1963	Nate Thurmond	1st / 3rd	Warriors
1964	Howard Komives	2nd / 13th	Knicks
1966	Nick Aloï	13th / 102nd	Hawks
1968	Al Dixon	11th / 138th	Wizards
1968	Walt Piatkowski	8th / 99th	Warriors
1968	Al Hairston	5th / 52nd	Sonics
1969	Jim Connolly	11th / 144th	Sonics
1970	Dan McClemore	11th / 176th	Blazers
1970	Jim Penix	4th / 59th	Blazers
1971	Rich Walker	9th / 137th	Cavaliers
1975	Skip Howard	9th / 152nd	Cavaliers
1975	Cornelius Cash	2nd / 24th	Bucks
1977	Tommy Harris	8th / 161st	Celtics
1978	Ron Hammye	8th / 155th	Kings
1980	Rosie Barnes	8th / 173rd	Rockets
1981	Joe Faine	7th / 151st	Rockets
1984	Colin Irish	5th / 99th	Wizards
1987	Frank Booker	7th / 140th	Nets
1997	Antonio Daniels	1st / 4th	Grizzlies
2015	Richaun Holmes	2nd / 37th	Sixers

RICHOUN HOLMES TRACKER

Team _____ Philadelphia 76ers
 Drafted _____ Round 2, Pick 37 (2015, PHI)
 Career Games (Starts) _____ 1123(19)
 Points/Games _____ 7.7
 Rebounds/Game _____ 4.1
 FG% (FT%) _____ 54.2 (69.9)
 3PT% _____ 28.5

• Richaun Holmes, BGSU's only current player in the NBA, played for the Falcons from 2012-15. All stats are as of Nov. 16, 2017.

NO SOPHOMORE SLUMP FOR WIGGINS

- Junior forward Demajeo Wiggins started every game last season for the Falcons, and experienced the opposite of a sophomore slump.
- Wiggins, along with improving his free throw shooting by 23.2 percent (even while shooting 99 more free throws), averaged 10.0 points and 7.8 rebounds in 2016-17.
- Last season, the Toledo native registered six double-doubles, along with posting nine double-figure rebound games & 15 double-figure scoring games.
- In a game at Central Michigan a season ago, Wiggins recorded 22 rebounds, which is the most from a Falcon in 43 years.
- Wiggins picked up right where he left off in BGSU's season opener at Drexel, as he went 3-for-6 from the field, 8-for-10 from the line, and recorded 14 points and eight rebounds.

EVERYDAY DYLAN AND DEMAJEO

- Junior Demajeo Wiggins and sophomore Dylan Frye currently lead the program in consecutive starts.
- Wiggins has 41-career starts, and all of them have come in consecutive fashion. He started the final seven games of his freshman season in 2015-16, before starting all 32 games last season in 2016-17.
- Frye started the 2016-17 season opener, and then earned his way back into the starting five for the stretch run of the season, as he started the final 14 games of his freshman campaign. Frye now has 17-career starts (16 consecutive) after picking up another in the 2017-18 opener.

THE LONE FOX

- After coming to the program in 2014-15 as a walk-on, Matt Fox earned a scholarship last season, and enters the 2017-18 season as the only senior on the roster.
- Fox leads the team with 67 appearances, and last year experienced a breakout season, as he played all 32 games and averaged a career-high 4.2 points and 1.7 rebounds. He also set career highs in assists and steals.
- A three-point specialist, Fox is a 37.7 percent three-point shooter, and 130 of his 154 career field goal attempts have come beyond the long line.
- Fox has made a triple in both ballgames in 2017-18.

RODRICK RUNNING THE SHOW

- Sophomore point guard Rodrick Caldwell played in all 32 games in 2016-17, and also started 11 of BGSU's final 12 games.
- Caldwell, who averaged 6.8 points, 1.8 rebounds and 1.7 assists as a freshman, scored in double figures in six of those final 12 ballgames.
- The Dayton native, after a 0-for-5 mark to start last season, shot 38.3 percent on three-point attempts over the remaining 31 contests. He made at least one three-pointer in 18 games in 2016-17.
- Caldwell went 6-for-6 at the line in the home opener versus South Dakota, finishing with 10 points.

DOING GOOD WORK

- Sophomore guard Ethan Good, who appeared in five games as a freshman, continues to be a tremendous representative of BGSU, both on and away from the court.
- Good has one of the highest GPAs in the conference. The chemistry major currently owns a 3.600 GPA.
- In July, Good was placed on the 2017-18 Council of Student-Athletes Executive Committee. Only two other MAC student-athletes are on the committee. In this role, Good serves as a voice for all MAC student-athletes and walk-ons.
- Good is also a representative on BGSU's We Are One Team (WA1T) group. The group uses sport as a forum to create a dialogue between stereotyped groups on campus, including (but not limited to), BGSU Athletics, minority groups, faculty, administration and the general student body.

A WELL-ROUNDED LILLARD

- Although Antwon Lillard's 2016-17 scoring numbers were down from his freshman season, the junior guard increased his outputs in virtually every other statistic, as he clearly became a more versatile and well-rounded player.
- Lillard pulled down 11 more rebounds in 2016-17. His offensive rebounds were essentially the same (38 as a freshman, and 36 as a sophomore), but Lillard posted 13 more defensive rebounds, and increased his per game rebounding totals from 3.4 to 4.2.
- Last season, Lillard's playmaking increased tremendously. After posting 21 assists as a freshman, he racked up 45 assists as a sophomore, bumping his season average from 0.6 to 1.5.
- Lillard got to the free throw line more last season, and improved his free throw percentage from 62.9 to 67.7.
- Additionally, Lillard committed 10 less fouls as a sophomore, while pushing his season block totals into the double digits, as he blocked 12 shots in 2016-17 after picking up nine as a freshman.

SINCE DAY ONE

- Although the Falcons only have only one senior, Bowling Green has three upperclassmen that have been at BGSU since head coach Michael Huger took over the program.
- Senior Matt Fox, and juniors Demajeo Wiggins and Antwon Lillard, along with Huger, are entering year three together.
- The trio of Falcons also lead the squad in games played. Fox has appeared in a team-high 67 games, while Wiggins and Lillard have played in 66 games apiece.

FAMILIAR NON-CONFERENCE COMPETITION

- In 2017-18, Bowling Green will face five non-conference opponents that it competed against during the 2016-17 non-conference schedule.
- This season, home-and-home series will be completed against South Dakota, Green Bay, Evansville, San Jose State and Norfolk State.
- Bowling Green went 1-4 last season against the five opponents, defeating Norfolk State, while losing to Green Bay in the Bill Frack Tournament, and also falling to South Dakota, Evansville and San Jose State by single digits.

STROH-CENTURY

- Bowling Green will play its 100th men's basketball game at the Stroh Center this season. The Falcons will take on San Jose State on Nov. 29 at 7 p.m.
- Since the Stroh Center opened for the 2011-12 season, Bowling Green owns a 58-39 record at the facility.
- Last season, Bowling Green went 10-7 at home, marking the fourth time in Stroh Center history that the men's basketball Falcons won double digit home games.

RECRUITING ON THE RISE

- Michael Huger and his staff have proven to be elite recruiters at BGSU, according to multiple recruiting databases.
- BGSU's most-recent recruiting class was ranked the top recruiting class in program history, according to ESPN.com. Furthermore, ESPN tabbed both Nelly Cummings and Derek Koch as three-star recruits.
- In BGSU's previous recruiting class, which was Huger's first full cycle of recruiting, given that the early signing period had already passed when he was hired in April of 2015, all three scholarship players were rated as three-star prospects.
- In that aforementioned class, Rodrick Caldwell (Scout), Dylan Frye (Rivals) and Justin Turner (Rivals) earned three-star ratings.

MID-MAJOR TOP 25**CollegeInsider.com | Nov. 13**

School (First Place)	Record	Points
1. Gonzaga (27)	1-0	771
2. Saint Mary's (4)	1-0	748
3. Vermont	0-1	675
4. Charleston	1-0	659
5. Oakland	1-0	635
6. Harvard	2-0	575
7. Bucknell	0-2	536
8. BYU	1-0	523
9. UT Arlington	1-0	465
10. Belmont	0-1	443
11. Northern Kentucky	2-0	437
12. FGCU	1-0	433
13. South Dakota State	2-0	346
14. Louisiana	0-1	292
15. Missouri State	1-0	269
16. Mercer	1-1	233
17. Furman	1-0	205
18. Albany	1-0	198
19. Georgia Southern	1-0	176
20. Georgia State	1-0	138
21. Western Michigan	1-0	103
22. Princeton	0-1	102
23. Elon	1-1	96
24. UC Riverside	1-0	89
25. Indiana State	1-0	81

MAC SCHOOLS RECEIVING VOTES: Toledo 25, Ball State 12, Akron 11, Kent State, Bowling Green 8, Buffalo 7.

FALCON RADIO NETWORK

The Falcon Radio Network carries all BGSU men's basketball games. The broadcast, along with being available at BGSUFalcons.com, is available on the following stations:

WFRO 99.1 FM (Fremont)
— Flagship Station

WLQR 1470 AM (Toledo)

WONW 1280 AM (Defiance)

30-POINT SCORERS SINCE 2000

(Eligibility) Player	Points	Date
(SR) Martin Samarco _____	43	1/7/07
(SR) Keith McLeod _____	42	1/8/02
(SR) John Reimold _____	38	3/7/05
(JR) Kevin Netter _____	36	12/4/02
(SR) Keith McLeod _____	36	3/8/02
(SR) Keith McLeod _____	36	1/16/02
(SR) Keith McLeod _____	35	3/2/02
(JR) Martin Samarco _____	35	1/18/06
(SO) Ron Lewis _____	34	11/22/03
(FR) Justin Turner _____	33	11/10/17
(SR) Keith McLeod _____	33	11/15/01
(SR) Keith McLeod _____	33	12/10/01
(SO) Ron Lewis _____	33	12/10/03
(SR) Spencer Parker _____	33	12/12/15
(SR) Keith McLeod _____	32	12/29/01
(SR) Keith McLeod _____	32	2/13/02
(SO) Ron Lewis _____	31	1/31/04
(SR) Len Matela _____	31	3/14/02
(SR) Keith McLeod _____	30	1/23/02
(SR) Keith McLeod _____	30	1/30/02
(FR) Ron Lewis _____	30	3/13/03
(JR) John Reimold _____	30	12/30/03
(JR) Martin Samarco _____	30	1/24/06
(SR) A'uston Calhoun _____	30	11/12/12
(SR) Zack Denny _____	30	2/4/17

SIGNATURE WINS IN 2016-17

- In 2016-17, BGSU posted several signature wins during Michael Huger's second season.
- The Falcons picked up a pair of home wins over Toledo and Akron, snapping multiple streaks in the process. BGSU defeated Toledo in an epic double-overtime thriller, 104-100, and then 17 days later, the Falcons earned a last-second win over Akron by a score of 66-65.
- The win over the Rockets snapped Toledo's six-game winning streak over the Falcons, and marked BGSU's first victory over Toledo since Feb. 11, 2012.
- The victory over the Zips snapped Akron's 17-game winning streak over BG, and marked the Falcons' first victory over Akron since March 1, 2009.
- In between those two games, the Falcons went on the road and beat the eventual MAC Tournament champions in Kent State, 84-83, in overtime on a tip-in with 1.3 seconds remaining.

STABILITY LEADS TO SUCCESS

- Michael Huger and his staff have brought the Falcons a lot of stability over the past few years. For the first time since the 2013-14 season, Bowling Green will have the same head coach, and same top three assistants.
- For the second-straight season, Huger will be assisted by Anthony Stacey, Mike Summey and Kevin Noon.
- All three assistants have been on the staff since Huger's arrival back to Bowling Green. However, in Huger's first season, Noon served as the director of operations. He was promoted to assistant coach before the 2016-17 season after Louis Rowe was named the head coach at James Madison.

MAC WIN-PROVEMENT

- In head coach Michael Huger's second season in charge, the Falcons made some obvious improvement within the conference.
- After a 5-13 mark in the MAC in 2015-16, the Falcons went 7-11 in 2016-17. Last season, Bowling Green matched its MAC win total from 2015-16 with seven conference games to play.
- Additionally, the Falcons earned a better seed in the MAC Tournament. In 2015-16, BGSU was seeded 12th, while in 2016-17, Bowling Green was seeded ninth.

MAC PRESEASON POLL

- The 2018 MAC Men's Basketball Preseason Poll was released on Oct. 26. The panel consisted of all 12 MAC men's basketball head coaches, and 18 selected media members.
- Bowling Green was picked to finish in fifth place in the East Division. The Falcons also received one vote to win the 2018 MAC Tournament.
- Buffalo was picked to win the East, while Western Michigan was picked to win the West and the 2018 MAC Tournament.

SPECIALTY STATISTICS**PAINT POINTS TOTAL (AVG.)**

BGSU	56 (28.0)
OPPONENTS	74 (37.0)

BENCH POINTS TOTAL (AVG.)

BGSU	33 (16.5)
OPPONENTS	29 (14.5)

FAST-BREAK POINTS TOTAL (AVG.)

BGSU	18 (9.0)
OPPONENTS	13 (6.5)

2ND-CHANCE POINTS TOTAL (AVG.)

BGSU	12 (6.0)
OPPONENTS	25 (12.5)

POINTS OFF TURNOVERS TOTAL (AVG.)

BGSU	39 (19.5)
OPPONENTS	33 (16.5)

DOUBLE-DOUBLE TRACKER

Derek Koch _____ vs. South Dakota (15 PTS / 14 REBS)

DOUBLE DIGIT REBOUNDS

Derek Koch _____ vs. South Dakota (14 REBS)

20-POINT SCORING

Justin Turner _____ 33 at Drexel (11/10/17)

INDIVIDUAL INFO

(2017-18 / BGSU Career Totals)

GAMES STARTED 17-18 Career

Demajeo Wiggins	2	41
Antwon Lillard	0	20
Dylan Frye	2	17
Rodrick Caldwell	2	14
Derek Koch	2	2
Justin Turner	2	2
Matt Fox	0	1

DOUBLE-DIGIT POINTS 17-18 Career

Antwon Lillard	0	22
Demajeo Wiggins	1	21
Dylan Frye	1	14
Rodrick Caldwell	1	10
Matt Fox	0	5
Justin Turner	1	2
Derek Koch	1	1

20-POINT GAMES 17-18 Career

Dylan Frye	0	3
Justin Turner	1	1
Antwon Lillard	0	1
Demajeo Wiggins	0	1

DOUBLE-DIGIT REBS. 17-18 Career

Demajeo Wiggins	0	10
Derek Koch	1	1
Antwon Lillard	0	1

DOUBLE-DOUBLES 17-18 Career

Demajeo Wiggins	0	6
Derek Koch	1	1
Antwon Lillard	0	1

TEAM LEADERS

(2017-18 Season)

TIMES LEADING BGSU IN SCORING (RECORD)

Justin Turner	1 (1-0)
Dylan Frye	1 (0-1)

TIMES LEADING BGSU IN REBOUNDING (RECORD)

Demajeo Wiggins	1 (1-0)
Derek Koch	1 (0-1)

TIMES LEADING BGSU IN ASSISTS (RECORD)

Justin Turner	2 (1-1)
---------------	---------

TIMES LEADING BGSU IN STEALS (RECORD)

Rodrick Caldwell	1 (1-0)
Justin Turner	1 (0-1)

CLUTCH SHOOTING

Shooting percentages are listed below for BG players in clutch situations. For these purposes, clutch is defined as (a) the final five minutes of a game when the scoring differential is single digits at the time the shot was attempted OR (b) any overtime.

NAME	FG	3-PT	FT
Rodrick Caldwell	0-1 (0.00)	0-1 (0.00)	7-8 (87.5)
Nelly Cummings	1-1 (100.0)	0-0 (0.00)	0-0 (0.00)
Matt Fox	1-2 (50.0)	1-2 (50.0)	0-0 (0.00)
Dylan Frye	2-6 (33.3)	1-2 (50.0)	1-2 (50.0)
Derek Koch	0-1 (0.00)	0-0 (0.00)	0-0 (0.00)
Daeqwon Plowden	1-2 (50.0)	0-1 (0.00)	0-1 (0.00)
Justin Turner	1-4 (25.0)	0-0 (0.00)	2-4 (50.0)
Demajeo Wiggins	0-1 (0.00)	0-0 (0.00)	0-0 (0.00)
TEAM	6-18 (33.3)	2-6 (33.3)	10-15 (66.7)

BGSU'S RECORD WHEN...

	17-18	Huger Era
Overall record	1-1	30-38
MAC record	0-0	12-24
Non-Conference record	1-1	18-13
Postseason record	0-0	2-2
Playing at the Stroh Center	0-1	17-16
Playing on the road	1-0	11-20
Playing on a neutral floor	0-0	2-2
Leading at halftime	0-1	20-7
Trailing at halftime	1-0	10-30
Tied at halftime	0-0	0-1
Lead with 5:00 remaining	1-0	26-5
Trailing with 5:00 remaining	0-1	4-33
Tied with 5:00 remaining	0-0	0-0
Lead with 2:00 remaining	1-0	26-2
Trailing with 2:00 remaining	0-1	4-36
Tied with 2:00 remaining	0-0	0-0
Shooting 50% or better	0-0	9-3
Shooting 40-49%	1-0	21-15
Shooting less than 40%	0-1	0-20
Opp's shoot 50% or better	0-0	4-14
Opp's shoot 40-49%	1-1	11-21
Opp's shoot less than 40%	0-0	15-3
Having better FG pct	1-0	25-4
Opp. has better FG pct	0-1	5-34
Same FG pct	0-0	0-0
Making more 3-pt FG	1-0	16-10
Making fewer 3-pt FG	0-0	12-25
Making same 3-pt FG	0-1	2-3
Making more free throws	0-0	19-16
Making fewer free throws	1-1	9-21
Making same free throws	0-0	2-1
Outrebounding opponent	0-1	19-10
Outrebounded by opponent	1-0	10-27
Rebounds are even	0-0	1-1
Scoring 80 points or more	0-0	12-3
Scoring 70-79 points	1-1	15-12
Scoring 60-69 points	0-0	3-13
Scoring less than 60 points	0-0	0-10
Allowing 80 points or more	0-1	3-20
Allowing 70-79 points	0-0	10-14
Allowing 60-69 points	1-0	10-3
Allowing less than 60 points	0-0	7-1
Decided by 5 or less	0-0	12-7
Decided by 6-10	1-1	5-9
Decided by 11 or more	0-0	13-22
Playing overtime games	0-0	2-0
Committing fewer turnovers	1-0	18-14
Committing more turnovers	0-1	8-23
Turnovers are even	0-0	4-1
November	1-1	8-7
December	0-0	7-5
January	0-0	8-10
February	0-0	5-11
March	0-0	2-5
Monday	0-1	3-2
Tuesday	0-0	8-12
Wednesday	0-0	3-1
Thursday	0-0	2-0
Friday	1-0	2-5
Saturday	0-0	10-13
Sunday	0-0	2-5




STARTING LINEUPS FOR BGSU

LINEUP	RECORD
Caldwell, Frye, Turner, Koch, Wiggins	1-1

STARTING LINEUPS FOR BGSU BY CONTEST

GAME	GUARD	GUARD	GUARD	FORWARD	FORWARD
at Drexel	Caldwell	Frye	Turner	Koch	Wiggins
SOUTH DAKOTA	Caldwell	Frye	Turner	Koch	Wiggins
FGCU					
LAKE ERIE COLLEGE					
vs. USC Upstate					
at Campbell					
vs. Abilene Christian					
SAN JOSE STATE					
at Norfolk State					
EVANSVILLE					
at Old Dominion					
at Green Bay					
LOURDES					
MIAMI					
at Eastern Michigan					
NORTHERN ILLINOIS					
at Akron					
at Miami					
CENTRAL MICHIGAN					
at Northern Illinois					
at Toledo					
OHIO					
KENT STATE					
at Ball State					
EASTERN MICHIGAN					
WESTERN MICHIGAN					
at Buffalo					
AKRON					
at Kent State					
at OHIO					
BUFFALO					

FALCON DUNK TRACKER

Wiggins (2)  Plowden (1) 

THE LAST TIME...

WINS AND LOSSES

BG won in overtime	2/7/2017, at Kent State (W, 84-83)
BG lost in overtime	3/10/2014, at Northern Illinois (L, 54-51)
BG played in 2 overtimes	2/4/2017, vs. Toledo (W, 104-100)
BG played in 3 overtimes	12/21/2012, at South Florida (L, 87-84)
BG played in 4 overtimes	1/25/1969, at Marshall (L, 100-98)
BG won on a buzzer beater	11/30/2014, at Detroit (W, 64-63) Richaun Holmes Driving Layup

TEAM SCORING

BG scored 80 or more points	2/7/2017, at Kent State (W, 84-83)
BG scored 90 or more points	2/4/2017, vs. Toledo (W, 104-100)
BG scored 100 or more points	2/4/2017, vs. Toledo (W, 104-100)
BG scored 110 or more points	12/21/2000, vs. Wilmington (W, 112-75)
BG scored 120 or more points	12/4/1989, vs. Siena (W, 136-91)
BG scored 100 or more points in a loss	Has Never Happened
BG scored fewer than 50 points	12/20/2015, at Wright State (L, 83-47)
An opp. scored 100 or more points	2/4/2017, vs. Toledo (W, 104-100)
An opp. scored fewer than 50 points	12/23/2015, at Cleveland State (W, 62-47)
Back-to-back opps. scored < than 50 points	12/3-8/2012, Wright St./Samford

INDIVIDUAL SCORING

A player scored 30 or more points	11/10/2017, Justin Turner at Drexel (33 points)
A player scored 40 or more points	1/7/2007, Martin Samarco vs. Buffalo (43 points)
A player scored 20 or more points in a half	1/31/2017, Wes Alcegaire vs. Miami (20 points)
An opponent scored 30 or more points	2/14/2017, Thomas Wilder at WMU (38 points)

MULTIPLE DOUBLE-DIGIT SCORING

BG had four double-digit scorers	3/3/2017, at Buffalo (L, 68-80)
BG had five double-digit scorers	2/4/2017, vs. Toledo (W, 104-100)
BG had six double-digit scorers	11/9/2013, vs. Earlham (W, 102-49)
BG's five starters all scored in double digits	1/3/2017, at Akron (L, 84-89)
BG had two players with 20 or more points	2/21/2017, vs. Akron (W, 66-65)
BG had three players with 20 or more points	2/4/2006, vs. Ohio (L, 93-90)

REBOUNDING

A player had 15 or more rebounds	1/24/2017, Demajeo Wiggins at Central Michigan (22)
A player had 20 or more rebounds	1/24/2017, Demajeo Wiggins at Central Michigan (22)
Two players had 10+ rebounds	1/2/2016, Z. Denny (10) & I. Ali (10) vs. Oakland City
BG had 40 or more rebounds	11/13/2017, vs. South Dakota (47)
BG had 50 or more rebounds	1/2/2016, vs. Oakland City (50)

DOUBLE-DOUBLES

A player had a double-double (pts/reb)	11/13/2017, Derek Koch (15/14)
A player had a double-double (pts/ast)	1/14/2012, J. Crawford at Kent State (10/13)
A player had back-to-back double-doubles	Demajeo Wiggins (3 In A Row) 1/17/2017, 1/21/2017, 1/24/2017
BG had two players record a double-double	11/23/2015, Denny/Parker at FGCU
A player had a triple-double	2/13/2007, Nate Miller at Buffalo (20/10/10)

ASSISTS

A player had 10 or more assists	11/29/2015, Ismail Ali vs. Urbana (10)
A player had 15 or more assists	12/30/1980, David Greer vs. Marshall (15)
BG had 10 or more assists	11/13/2017, vs. South Dakota (15)
BG had 15 or more assists	11/13/2017, vs. South Dakota (15)
BG had 20 or more assists	11/26/2016, vs. Morgan State (22)
BG had 30 or more assists	11/24/2001, vs. Defiance (30)
BG had five or less assists	2/6/2016, at Miami (5)

BLOCKS

A player had five or more blocks	2/21/2015, Richaun Holmes vs. Buffalo (5)
A player had seven or more blocks	12/15/2013, Richaun Holmes at Morehead State (7)
BG had 10 or more blocks	11/15/2014, at Drake (11)
BG had no blocks	1/31/2017, vs. Miami

STEALS

A player had five or more steals	2/4/2017, Zack Denny vs. Toledo (6)
A player had eight or more steals	11/26/2016, Zack Denny vs. Morgan State (8)
BG had 10 or more steals	2/11/2017, vs. Buffalo (11)
BG had 15 or more steals	12/22/2010, vs. Manhattan (15)
BG had 20 or more steals	11/9/2013, vs. Earlham (22)

THREE-POINTERS

A BG player made five or more 3-pt FGs	11/13/2017, Dylan Frye vs. South Dakota (5)
A BG player made seven or more 3-pt FGs	1/19/2014, Anthony Henderson at WMU (7)
BG made 10 or more 3-pt FGs	2/11/2017, vs. Buffalo (11)
BG made 15 or more 3-pt FGs	3/1/1997, at West Virginia (16)
BG made 0 3-pt FGs	3/5/2013, at Kent State

FREE THROWS

A player made 10 or more free throws	2/2/2014, Spencer Parker vs. Buffalo (10)
A player made 15 or more free throws	3/6/2004, Ron Lewis at Eastern Michigan (18)
A player made 20 or more free throws	3/10/2003, Ron Lewis at Ball State (22)
A player attempted 10 or more free throws	11/10/2017, Demajeo Wiggins at Drexel (10)
A player attempted 15 or more free throws	2/2/2011, Scott Thomas at NIU (15)
A player attempted 20 or more free throws	3/10/2003, Ron Lewis at Ball State (25)
BG made 20 or more free throws	11/13/2017, vs. South Dakota (21)
BG made 30 or more free throw	1/26/2006, at Kent State (34)
BG made 35 or more free throws	3/10/2003, at Ball State (37)
BG attempted 30 or more free throws	3/3/2017, at Buffalo (32)
BG attempted 35 or more free throws	1/21/2017, vs. Ball State (35)
BG attempted 40 or more free throws	12/30/2016, vs. Norfolk State (40)
BG attempted 10 or less free throws	12/08/2015, at Southeast Missouri (9)
BG attempted five or less free throws	11/20/2009, at Iowa (2)
BG shot 90 percent or better	3/17/2015, at Saint Francis (Pa.) (9/10, .900)
BG shot 100 percent	11/15/2014, at Drake (8/8, 1.000)
BG shot 50 percent or worse	1/24/2017, at Central Michigan (9/18, 50.0)

TURNOVERS

BG had 20 or more turnovers	1/14/2017, vs. Northern Illinois (22)
BG had 25 or more turnovers	11/22/2010, vs. Duquesne (25)
BG had 10 or less turnovers	2/21/2017, vs. Akron (8)
BG had five or less turnovers	1/24/2017, at Central Michigan (5)

MORE MISCELLANEOUS STATISTICS

20-POINT SCORERS UNDER MICHAEL HUGER

Name	Points	Date	Opponent
Justin Turner	33	11/10/17	at Drexel
Spencer Parker	33	12/12/15	at Detroit
Zack Denny	30	2/4/17	vs. Toledo
Antwon Lillard	26	3/10/16	vs. Central Michigan
Wes Alcegaire	25	1/31/17	vs. Miami
Dylan Frye	24	1/28/17	vs. Ohio
Dylan Frye	23	11/13/17	vs. South Dakota
Spencer Parker	23	2/9/16	vs. Akron
Zack Denny	23	12/05/15	vs. Drake
Dylan Frye	22	2/21/17	vs. Akron
Spencer Parker	22	11/23/15	at Florida Gulf Coast
Spencer Parker	22	1/12/16	at Ohio
Wes Alcegaire	22	2/4/17	vs. Toledo
Spencer Parker	21	2/20/16	at Buffalo
Spencer Parker	21	1/16/16	at Eastern Michigan
Wes Alcegaire	21	11/22/15	vs. Youngstown State
Demajeo Wiggins	21	1/3/17	at Akron
Zack Denny	20	1/16/16	at Eastern Michigan
Spencer Parker	20	12/02/15	vs. UMBC
Zack Denny	20	1/6/16	vs. Miami
Zack Denny	20	2/2/16	vs. Ball State
Wes Alcegaire	20	2/23/16	vs. Ohio
Spencer Parker	20	2/23/16	vs. Ohio
Spencer Parker	20	3/4/16	vs. Buffalo
Wes Alcegaire	20	11/29/16	vs. Notre Dame College
Dylan Frye	20	2/11/17	vs. Buffalo
Zack Denny	20	2/21/17	vs. Akron

TOP 10 STROH CENTER CROWDS FOR MBB

#	OPPONENT	DATE	ATTN.	OUTCOME
1.	Toledo	2/11/12	4,421	66-63, BG
2.	Michigan State	12/18/12	4,291	64-53, MSU
3.	Akron	1/31/15	3,859	69-68, Akron
4.	Howard	11/11/11	3,476	63-48, BG
5.	Cincinnati	11/18/15	3,411	80-53, UC
6.	Toledo	1/19/16	3,304	81-74, UT
7.	Toledo	2/20/14	3,182	60-58, UT
8.	Ball State	2/2/13	3,128	70-59, BG
9.	Kent State	1/23/16	3,100	62-59, KSU
10.	Chicago State	1/3/15	3,022	58-35, BG

THE FALCONS IN THE STROH CENTER

SEASON	W	L	PCT.
2011-12	12	4	.750
2012-13	11	5	.688
2013-14	7	8	.467
2014-15	11	6	.647
2015-16	7	8	.467
2016-17	10	7	.588
2017-18	0	1	.000
OVERALL	58	39	.598

LOOK GOOD, FEEL GOOD, PLAY GOOD



CLASSIC WHITE
0-0

ALT. WHITE
0-1

ORANGE
0-0

GRAY
0-0

BROWN
1-0

BLACK
0-0

**MICHAEL HUGER FILE****COACHING CAREER**

Head Coach _____ Bowling Green
 Years _____ 2015-Present
 Overall Record _____ 30-38
 Conference Record _____ 12-24

Assistant Coach _____ Miami (Fla.)
 Years _____ 2011-15
 Overall Record _____ 91-49
 Conference Record _____ 41-29

Assistant Coach _____ George Mason
 Years _____ 2007-11
 Overall Record _____ 89-44
 Conference Record _____ 53-19

Assistant Coach _____ Longwood (Va.)
 Years _____ 2005-07
 Overall Record _____ 19-32

PLAYING CAREER

Pro _____ Finland, Holland, Belgium
 Years _____ 1993-2005

College _____ Bowling Green
 Years _____ 1989-93
 Career Games (Starts) _____ 85 (61)
 Points/Game _____ 11.6
 FG% (FT%) _____ 46.7 (79.8)
 Assists/Game _____ 3.3
 Rebounds/Game _____ 2.2
 All-MAC Selections _____ 2 (1992 & 1993)

HEAD COACH MICHAEL HUGER**2016-17**

- Improved the Falcons' MAC win total from the previous season by two games.
- Led the program to signature home wins over Toledo and Akron, snapping UT's six-game winning streak over BGSU, and UA's 17-game winning streak over the Falcons.
- Also led the Falcons to a road win over the eventual MAC Tournament champions in Kent State.
- Dylan Frye was named to the All-MAC Freshman Team.

2015-16

- Bowling Green advances to the MAC Tournament semifinals for the first time since 2009, defeating No. 5 Kent State and No. 4 Central Michigan.
- The Falcons posted a season-high six-game winning streak, which marked the longest winning streak for a BGSU team since the 2008-09 season.
- Senior Spencer Parker earned All-MAC Honorable Mention honors.

PRIOR TO BGSU

- Spent the previous eight seasons – four at the University of Miami, and four at George Mason University – as an assistant under Jim Larranaga.
- Won ACC regular-season and tournament titles in 2012-13, earning a No. 1 seed in the NCAA Tournament.
- Won a pair of CAA championships at George Mason, advancing to two NCAA Tournaments.
- Spent his first two seasons as an assistant coach at Longwood University.

AS A FALCON

- Standout point guard for the Falcons from 1989-93, playing for head coach Jim Larranaga.
- Earned All-MAC honors his final two seasons at BG, and was named the runner-up for MAC Player of the Year as a senior.
- Averaged 11.6 points, 3.3 assists and 2.2 rebounds across his career.

AS A PRO

- Played professional basketball in Europe from 1993-2005, spending time in Finland (1993-94), Holland (1994-96) and Belgium (1996-2005).
- Selected Dutch League MVP in 1996 after averaging 25.3 points and 5.8 assists.
- Earned First Team All-Belgium honors in 2000 and 2004.

PERSONAL

- Came back to BGSU after his first season of professional basketball, and earned his degree in 1994.
- Married to Tonya, who he met during his time as a student at BGSU.
- One son, Michael Anthony Huger II



HUGER'S RECORD AGAINST ALL OPPONENTS

Abilene Christian	0-0	New Orleans	1-0
Akron	1-4	Norfolk State	1-0
Alabama A&M	1-0	Northern Illinois	0-2
Ball State	2-1	North Dakota	1-0
Buffalo	0-4	Notre Dame College	1-0
Campbell	0-0	Oakland	0-1
Central Michigan	1-3	Oakland City	1-0
Cincinnati	0-2	Ohio	2-2
Cleveland State	1-0	Old Dominion	0-0
Detroit Mercy	1-1	SEMO	1-0
Drake	1-0	San Jose State	0-1
Drexel	1-0	South Dakota	0-2
Eastern Michigan	1-1	Toledo	1-2
Evansville	0-1	UMBC	1-0
Florida Gulf Coast	1-0	UMKC	0-1
Green Bay	0-1	Urbana	1-0
Kent State	2-3	USC Upstate	0-0
Lake Erie College	0-0	Western Michigan	1-2
Miami	3-1	Wright State	0-1
Morgan State	1-0	Youngstown State	1-0
Murray State	1-0		

MICHAEL HUGER YEAR-BY-YEAR COACHING RESULTS

Season	School	Position	Record / Conf.	Postseason (Record)
2017-18	Bowling Green	Head Coach	1-1 / 0-0	—
2016-17	Bowling Green	Head Coach	13-19 / 7-11	MAC Tournament First Round (0-1)
2015-16	Bowling Green	Head Coach	16-18 / 5-13	MAC Tournament Semifinals (2-1)
2014-15	Miami (Fla.)	Assistant Coach	25-13 / 10-8	ACC Tournament Second Round (1-1) / NIT Championship Game (3-1)
2013-14	Miami (Fla.)	Assistant Coach	17-16 / 7-11	ACC Tournament Second Round (1-1)
2012-13	Miami (Fla.)	Assistant Coach	29-7 / 15-3	ACC Tournament Champions (3-0) / NCAA Sweet 16 (2-1)
2011-12	Miami (Fla.)	Assistant Coach	20-13 / 9-7	ACC Tournament (0-1) / NIT Second Round (1-1)
2010-11	George Mason	Assistant Coach	27-7 / 16-2	CAA Tournament Semifinals (1-1) / NCAA Third Round (1-1)
2009-10	George Mason	Assistant Coach	17-15 / 12-6	CAA Tournament (0-1) / CollegeInsider.com Tournament (0-1)
2008-09	George Mason	Assistant Coach	22-11 / 13-5	CAA Tournament Championship Game (2-1) / NIT First Round (0-1)
2007-08	George Mason	Assistant Coach	23-11 / 12-6	CAA Tournament Champions (3-0) / NCAA Tournament (0-1)
2006-07	Longwood	Assistant Coach	9-22 / Independent	Division I Reclassifying
2005-06	Longwood	Assistant Coach	10-20 Independent	Division I Reclassifying

2017-18 BGSU MEN'S BASKETBALL COACHING STAFF



Michael Huger
Head Coach
Third Season

Anthony Stacey
Assistant Coach
Third Season

Mike Summey
Assistant Coach
Third Season

Kevin Noon
Assistant Coach
Third Season

Ryan Kardok
Director of Operations
Third Season

Parker Settle
Video Coordinator
Second Season

Jeremiah Bonsu
Graduate Assistant
First Season

Rob Whitehurst
Athletic Trainer
Fourth Season



#0

**NELLY
CUMMINGS****Guard • 6-0 • 175 • FR**
Midland, Pa.
Lincoln Park Performing Arts Charter**CUMMINGS NOTEBOOK**

- Scored a career-high 8 points in a career-high 21 minutes versus South Dakota
- Finished fifth on his conference's (WPIAL) all-time scoring list with 2,411 career points, scoring 37 points in his final career game to surpass T.J. McConnell of the Philadelphia 76ers
- Averaged 29.0 points and 4.5 assists as a senior
- Named the Pittsburgh Post-Gazette Player of the Year in 2016-17
- Three-time All-State selection
- Ranked as a three-star prospect by ESPN.com
- All-time leading scorer in Beaver County history

2017-18 GAME-BY-GAME

DATE	OPPONENT	STARTED	FG-FGA	PCT	3FG-FGA	PCT	FT-FTA	PCT	OREB	DREB	TOT	PF	A	STL	MIN	PTS
N10	at DREXEL		0-2	0.00	0-1	0.00	0-0	0.00	0	0	0	2	2	1	6	0
N13	SOUTH DAKOTA		3-8	37.5	0-2	0.00	2-2	100.0	1	0	1	2	1	1	21	8
N18	FLORIDA GULF COAST															
N20	LAKE ERIE COLLEGE															
N24	vs. USC - UPSTATE															
N25	at CAMPBELL															
N26	vs. ABILENE CHRISTIAN															
N29	SAN JOSE STATE															
D2	at NORFOLK STATE															
D5	EVANSVILLE															
D9	at OLD DOMINION															
D21	at GREEN BAY															
D28	LOURDES															
J2	MIAMI															
J6	at EASTERN MICHIGAN															
J9	NORTHERN ILLINOIS															
J13	at AKRON															
J16	at MIAMI															
J20	CENTRAL MICHIGAN															
J23	at NORTHERN ILLINOIS															
J27	at TOLEDO															
J30	OHIO															
F3	KENT STATE															
F6	at BALL STATE															
F10	EASTERN MICHIGAN															
F13	WESTERN MICHIGAN															
F17	at BUFFALO															
F20	AKRON															
F24	at KENT STATE															
F27	AT OHIO															
M2	BUFFALO															

CAREER HIGHS

PTS:	8	—	vs. South Dakota (Nov. 13, 2017)
REBS	1	—	vs. South Dakota (Nov. 13, 2017)
FG:	3	—	vs. South Dakota (Nov. 13, 2017)
3FG:	—	—	N/A
AST:	2	—	at Drexel (Nov. 10, 2017)
STL:	1	—	Two Times
MIN:	21	—	vs. South Dakota (Nov. 13, 2017)

2017-18 SEASON HIGHS

PTS:	8	—	vs. South Dakota (Nov. 13, 2017)
REBS	1	—	vs. South Dakota (Nov. 13, 2017)
FG:	3	—	vs. South Dakota (Nov. 13, 2017)
3FG:	—	—	N/A
AST:	2	—	at Drexel (Nov. 10, 2017)
STL:	1	—	Two Times
MIN:	21	—	vs. South Dakota (Nov. 13, 2017)

CUMMINGS YEAR-BY-YEAR

YEAR	GP-GS	MINS	AVG	FG-FGA	PCT	3FG-FA	PCT	FT-FTA	PCT	OFF DEF	REBS	AVG	PF-FO	AST	AVG	BLK	STL	PTS	AVG
2017-18	2-0	27	13.5	3-10	30.0	0-3	0.00	2-2	100.0	1 0	1	0.5	4-0	3	1.5	0	2	8	4.0
TOTAL	2-0	27	13.5	3-10	30.0	0-3	0.00	2-2	100.0	1 0	1	0.5	4-0	3	1.5	0	2	8	4.0



#1

**DEMAJEO
WIGGINS****Forward • 6-10 • 240 • JR
Toledo, Ohio
Springfield****WIGGINS NOTEBOOK**

- Registered 14 points and eight rebounds at Drexel; went 8-for-10 on FT attempts
- Played and started in all 32 games for the Falcons as a sophomore in 2016-17
- Has now played in 66 games across his career, making 40 starts
- Posted 9 double-figure rebound games & 15 double-figure scoring games in 2016-17
- Registered a team-high six double-doubles for the Orange and Brown last season
- Led BGSU in rebounding (7.8) in 2016-17, while being one of four Falcons to average at least 10.0 points
- Recorded 22 rebounds at Central Michigan (1/24/17), which was the most from a Falcon in 43 years

2017-18 GAME-BY-GAME

DATE	OPPONENT	STARTED	FG-FGA	PCT	3FG-FGA	PCT	FT-FTA	PCT	OREB	DREB	TOT	PF	A	BLK	MIN	PTS
N10	at DREXEL	•	3-6	50.0	0-0	0.00	8-10	80.0	1	7	8	2	1	0	27	14
N13	SOUTH DAKOTA	•	2-4	50.0	0-0	0.00	0-1	0.00	1	2	3	3	2	2	19	4
N18	FLORIDA GULF COAST															
N20	LAKE ERIE COLLEGE															
N24	vs. USC - UPSTATE															
N25	at CAMPBELL															
N26	vs. ABILENE CHRISTIAN															
N29	SAN JOSE STATE															
D2	at NORFOLK STATE															
D5	EVANSVILLE															
D9	at OLD DOMINION															
D21	at GREEN BAY															
D28	LOURDES															
J2	MIAMI															
J6	at EASTERN MICHIGAN															
J9	NORTHERN ILLINOIS															
J13	at AKRON															
J16	at MIAMI															
J20	CENTRAL MICHIGAN															
J23	at NORTHERN ILLINOIS															
J27	at TOLEDO															
J30	OHIO															
F3	KENT STATE															
F6	at BALL STATE															
F10	EASTERN MICHIGAN															
F13	WESTERN MICHIGAN															
F17	at BUFFALO															
F20	AKRON															
F24	at KENT STATE															
F27	AT OHIO															
M2	BUFFALO															

CAREER HIGHS

PTS:	21	—	at Akron (Jan. 3, 2017)
REBS	22	—	at Central Michigan (Jan. 24, 2017)
FG:	10	—	at Akron (Jan. 3, 2017)
BLK:	4	—	Two Times
AST:	4	—	at Central Michigan (Jan. 24, 2017)
STL:	2	—	Two Times
MIN:	37	—	vs. Toledo (Feb. 4, 2017)

2017-18 SEASON HIGHS

PTS:	14	—	at Drexel (Nov. 10, 2017)
REBS	8	—	at Drexel (Nov. 10, 2017)
FG:	3	—	at Drexel (Nov. 10, 2017)
BLK:	2	—	vs. South Dakota (Nov. 13, 2017)
AST:	2	—	vs. South Dakota (Nov. 13, 2017)
STL:	—	—	N/A
MIN:	27	—	at Drexel (Nov. 10, 2017)

WIGGINS YEAR-BY-YEAR

YEAR	GP-GS	MIN	AVG	FG-FGA	PCT	3FG-FA	PCT	FT-FTA	PCT	OFF DEF	REBS	AVG	PF-FO	AST	AVG	BLK	STL	PTS	AVG
2015-16	32-7	498	15.6	62-110	56.4	0-0	0.00	22-58	37.9	42 98	140	4.4	56-1	3	0.1	17	6	146	4.6
2016-17	32-32	788	24.6	112-230	48.7	0-0	0.00	96-157	61.1	89 161	250	7.8	63-0	22	0.7	18	11	320	10.0
2017-18	2-2	46	23.0	5-10	50.0	0-0	0.00	8-11	72.7	2 9	11	5.5	5-0	3	1.5	2	0	18	9.0
TOTALS	66-41	1332	20.2	179-350	51.1	0-0	0.00	126-226	55.8	133 268	401	6.1	124-1	28	0.4	37	17	484	7.3



#3

**RODRICK
CALDWELL****Guard • 5-10 • 175 • SO**
Dayton, Ohio
Wayne**CALDWELL NOTEBOOK**

- Went 6-for-6 at the free throw line, and scored 10 points versus South Dakota
- Recorded eight points, a career-high three steals and one assist at Drexel in the season opener
- Played a career-high 37 minutes at Drexel
- Started at point guard for the Falcons in 11 of BGSU's final 12 games in 2016-17
- Scored in double figures in six of the final 12 regular-season games last season
- After a 0-for-5 mark in the 2016-17 season opener, shot 38.3% from 3PT last year
- Made at least one three-pointer in 18 games in 2016-17
- Registered a career-high 19 points at Central Michigan last year on 8-of-15 shooting

2017-18 GAME-BY-GAME

DATE	OPPONENT	STARTED	FG-FGA	PCT	3FG-FGA	PCT	FT-FTA	PCT	OREB	DREB	TOT	PF	A	STL	MIN	PTS
N10	at DREXEL	•	2-8	25.0	1-5	20.0	3-4	75.0	0	0	0	2	1	3	37	8
N13	SOUTH DAKOTA	•	2-10	20.0	0-4	0.00	6-6	100.0	0	2	2	1	1	1	30	10
N18	FLORIDA GULF COAST															
N20	LAKE ERIE COLLEGE															
N24	vs. USC - UPSTATE															
N25	at CAMPBELL															
N26	vs. ABILENE CHRISTIAN															
N29	SAN JOSE STATE															
D2	at NORFOLK STATE															
D5	EVANSVILLE															
D9	at OLD DOMINION															
D21	at GREEN BAY															
D28	LOURDES															
J2	MIAMI															
J6	at EASTERN MICHIGAN															
J9	NORTHERN ILLINOIS															
J13	at AKRON															
J16	at MIAMI															
J20	CENTRAL MICHIGAN															
J23	at NORTHERN ILLINOIS															
J27	at TOLEDO															
J30	OHIO															
F3	KENT STATE															
F6	at BALL STATE															
F10	EASTERN MICHIGAN															
F13	WESTERN MICHIGAN															
F17	at BUFFALO															
F20	AKRON															
F24	at KENT STATE															
F27	AT OHIO															
M2	BUFFALO															

CAREER HIGHS


PTS:	19	—	at Central Michigan (Jan. 24, 2017)
REBS	6	—	at Oakland (Nov. 11, 2016)
FG:	8	—	at Central Michigan (Jan. 24, 2017)
3FG:	4	—	at Kent State (Feb. 7, 2017)
AST:	6	—	at Oakland (Nov. 11, 2016)
STL:	3	—	at Drexel (Nov. 10, 2017)
MIN:	37	—	at Drexel (Nov. 10, 2017)

2017-18 SEASON HIGHS

PTS:	10	—	vs. South Dakota (Nov. 13, 2017)
REBS	2	—	vs. South Dakota (Nov. 13, 2017)
FG:	2	—	Two Times
3FG:	1	—	at Drexel (Nov. 10, 2017)
AST:	1	—	Two Times
STL:	3	—	at Drexel (Nov. 10, 2017)
MIN:	37	—	at Drexel (Nov. 10, 2017)

CALDWELL YEAR-BY-YEAR

YEAR	GP-GS	MINS	AVG	FG-FGA	PCT	3FG-FA	PCT	FT-FTA	PCT	OFF DEF	REBS	AVG	PF-FO	AST	AVG	BLK	STL	PTS	AVG
2016-17	32-12	581	18.2	67-182	36.8	33-91	36.3	50-71	70.4	12 46	58	1.8	55-1	53	1.7	1	19	217	6.8
2017-18	2-2	67	33.5	4-18	22.2	1-9	11.1	9-10	90.0	0 2	2	1.0	3-0	2	1.0	0	4	18	9.0
TOTALS	34-14	648	19.1	71-200	35.5	34-100	34.0	59-81	72.8	12 48	60	1.8	58-1	55	1.6	1	23	235	6.9



#5

**DYLAN
FRYE****Guard • 6-2 • 170 • SO**
Pembroke Pines, Fla.
Mater Academy**FRYE NOTEBOOK**

- Made a career-high 5 threes, and tied a career best with 7 rebounds, while scoring 23 points versus South Dakota
- His 23 points vs. South Dakota marked the fourth 20+ point game of his career
- Has connected on multiple three-balls in 12 games in his career
- Earned a spot on the 2017 All-MAC Freshman Team
- Started the final 14 games of the 2016-17 season for the Orange and Brown
- His 40.2 three-point percentage ranked 10th in the conference last season
- In 2016-17, became the only Falcon freshman this millennium to have three 20+ point scoring nights in the regular season of MAC play

2017-18 GAME-BY-GAME

DATE	OPPONENT	STARTED	FG-FGA	PCT	3FG-FGA	PCT	FT-FTA	PCT	OREB	DREB	TOT	PF	A	STL	MIN	PTS
N10	at DREXEL	•	3-8	37.5	2-4	50.0	1-3	33.3	0	4	4	4	2	1	25	9
N13	SOUTH DAKOTA	•	7-17	41.1	5-10	50.0	4-4	100.0	2	5	7	4	1	0	31	23
N18	FLORIDA GULF COAST															
N20	LAKE ERIE COLLEGE															
N24	vs. USC - UPSTATE															
N25	at CAMPBELL															
N26	vs. ABILENE CHRISTIAN															
N29	SAN JOSE STATE															
D2	at NORFOLK STATE															
D5	EVANSVILLE															
D9	at OLD DOMINION															
D21	at GREEN BAY															
D28	LOURDES															
J2	MIAMI															
J6	at EASTERN MICHIGAN															
J9	NORTHERN ILLINOIS															
J13	at AKRON															
J16	at MIAMI															
J20	CENTRAL MICHIGAN															
J23	at NORTHERN ILLINOIS															
J27	at TOLEDO															
J30	OHIO															
F3	KENT STATE															
F6	at BALL STATE															
F10	EASTERN MICHIGAN															
F13	WESTERN MICHIGAN															
F17	at BUFFALO															
F20	AKRON															
F24	at KENT STATE															
F27	AT OHIO															
M2	BUFFALO															

CAREER HIGHS

PTS:	24	—	vs. Ohio (Jan. 28, 2017)
REBS	7	—	Two Times
FG:	9	—	Two Times
3FG:	5	—	vs. South Dakota (Nov. 13, 2017)
AST:	4	—	at Western Michigan (Feb. 14, 2017)
STL:	4	—	vs. Miami (Jan. 31, 2017)
MIN:	36	—	vs. Ohio (Jan. 28, 2017)

2017-18 SEASON HIGHS

PTS:	23	—	vs. South Dakota (Nov. 13, 2017)
REBS	7	—	vs. South Dakota (Nov. 13, 2017)
FG:	7	—	vs. South Dakota (Nov. 13, 2017)
3FG:	5	—	vs. South Dakota (Nov. 13, 2017)
AST:	2	—	at Drexel (Nov. 10, 2017)
STL:	1	—	at Drexel (Nov. 10, 2017)
MIN:	31	—	vs. South Dakota (Nov. 13, 2017)

FRYE YEAR-BY-YEAR

YEAR	GP-GS	MINS	AVG	FG-FGA	PCT	3FG-FA	PCT	FT-FTA	PCT	OFF DEF	REBS	AVG	PF-FD	AST	AVG	BLK	STL	PTS	AVG
2016-17	32-15	760	23.8	106-240	44.2	41-102	40.2	31-44	70.5	14 57	71	2.2	69-0	38	1.2	0	16	284	8.9
2017-18	2-2	56	28.0	10-25	40.0	7-14	50.0	5-7	71.4	2 9	11	5.5	8-0	3	1.5	0	1	32	16.0
TOTALS	34-17	816	24.0	116-265	43.8	48-116	41.4	36-51	70.6	16 66	82	2.4	77-0	41	1.2	0	17	316	9.3



#10

**JUSTIN
TURNER****Guard • 6-4 • 190 • R-FR
Detroit, Mich.
Renaissance****TURNER NOTEBOOK**

- Posted 33 points, 7 assists, 4 rebounds, 2 steals and 1 block at Drexel
- The 33 points are a BGSU freshman record
- His 33 points were the most from a Falcon since Spencer Parker scored 33 points against Detroit Mercy on Dec. 12, 2015
- Played in four games during the 2016-17 season, missing the majority of the year with an injury
- Maintained freshman eligibility, and still has four years of eligibility in the Orange and Brown
- Three-Star prospect coming out of high school according to Rivals.com

2017-18 GAME-BY-GAME

DATE	OPPONENT	STARTED	FG-FGA	PCT	3FG-FGA	PCT	FT-FTA	PCT	OREB	DREB	TOT	PF	A	STL	MIN	PTS
N10	at DREXEL	•	12-19	63.2	4-7	57.1	5-8	62.5	0	4	4	2	7	2	39	33
N13	SOUTH DAKOTA	•	2-14	14.3	1-5	20.0	1-1	100.0	1	3	4	5	5	2	26	6
N18	FLORIDA GULF COAST															
N20	LAKE ERIE COLLEGE															
N24	vs. USC - UPSTATE															
N25	at CAMPBELL															
N26	vs. ABILENE CHRISTIAN															
N29	SAN JOSE STATE															
D2	at NORFOLK STATE															
D5	EVANSVILLE															
D9	at OLD DOMINION															
D21	at GREEN BAY															
D28	LOURDES															
J2	MIAMI															
J6	at EASTERN MICHIGAN															
J9	NORTHERN ILLINOIS															
J13	at AKRON															
J16	at MIAMI															
J20	CENTRAL MICHIGAN															
J23	at NORTHERN ILLINOIS															
J27	at TOLEDO															
J30	OHIO															
F3	KENT STATE															
F6	at BALL STATE															
F10	EASTERN MICHIGAN															
F13	WESTERN MICHIGAN															
F17	at BUFFALO															
F20	AKRON															
F24	at KENT STATE															
F27	AT OHIO															
M2	BUFFALO															

CAREER HIGHS

PTS:	33	—	at Drexel (Nov. 10, 2017)
REBS	4	—	Two Times
FG:	12	—	at Drexel (Nov. 10, 2017)
3FG:	4	—	at Drexel (Nov. 10, 2017)
AST:	7	—	at Drexel (Nov. 10, 2017)
STL:	2	—	Two Times
MIN:	39	—	at Drexel (Nov. 10, 2017)

2017-18 SEASON HIGHS

PTS:	33	—	at Drexel (Nov. 10, 2017)
REBS	4	—	Two Times
FG:	12	—	at Drexel (Nov. 10, 2017)
3FG:	4	—	at Drexel (Nov. 10, 2017)
AST:	7	—	at Drexel (Nov. 10, 2017)
STL:	2	—	Two Times
MIN:	39	—	at Drexel (Nov. 10, 2017)

TURNER YEAR-BY-YEAR

YEAR	GP-GS	MIN	AVG	FG-FGA	PCT	3FG-FA	PCT	FT-FTA	PCT	OFF DEF	REBS	AVG	PF-FO	AST	AVG	BLK	STL	PTS	AVG
2016-17	4-0	53	13.3	5-12	41.7	2-4	50.0	3-4	75.0	0 4	4	1.0	6-0	1	0.3	0	1	15	3.8
2017-18	2-2	65	32.5	14-33	42.4	5-12	41.7	6-9	66.7	1 7	8	4.0	5-1	12	6.0	1	4	39	19.5
TOTALS	6-2	118	19.7	19-45	42.2	7-16	43.8	9-13	69.2	1 11	12	2.0	13-1	13	2.2	1	5	54	9.0



#11

**ANTWON
LILLARD****Guard • 6-5 • 180 • JR**
Cleveland, Ohio
Cleveland Central Catholic**LILLARD NOTEBOOK**

- Appeared in 30+ games for the second-straight year in 2016-17, running his career total to 64 games
- Made 17 starts in 2016-17, and ranks second on the active roster with 20 starts
- Notched 45 assists in 2016-17 after recording 21 assists as a freshman
- Registered 12 blocks in 2016-17
- Averaged 4.2 rebounds last season, and recorded 5+ rebounds in 11 games
- Poured in a season-high 19 points last year in games against UMKC and Ball State
- Registered 13 points and 10 rebounds vs. Notre Dame College, racking up the first double-double of his career

2017-18 GAME-BY-GAME

DATE	OPPONENT	STARTED	FG-FGA	PCT	3FG-FGA	PCT	FT-FTA	PCT	OREB	DREB	TOT	PF	A	STL	MIN	PTS
N10	at DREXEL															
N13	SOUTH DAKOTA															
N18	FLORIDA GULF COAST															
N20	LAKE ERIE COLLEGE															
N24	vs. USC - UPSTATE															
N25	at CAMPBELL															
N26	vs. ABILENE CHRISTIAN															
N29	SAN JOSE STATE															
D2	at NORFOLK STATE															
D5	EVANSVILLE															
D9	at OLD DOMINION															
D21	at GREEN BAY															
D28	LOURDES															
J2	MIAMI															
J6	at EASTERN MICHIGAN															
J9	NORTHERN ILLINOIS															
J13	at AKRON															
J16	at MIAMI															
J20	CENTRAL MICHIGAN															
J23	at NORTHERN ILLINOIS															
J27	at TOLEDO															
J30	OHIO															
F3	KENT STATE															
F6	at BALL STATE															
F10	EASTERN MICHIGAN															
F13	WESTERN MICHIGAN															
F17	at BUFFALO															
F20	AKRON															
F24	at KENT STATE															
F27	AT OHIO															
M2	BUFFALO															

CAREER HIGHS

PTS:	26	—	vs. Central Michigan (March 10, 2016)
REBS	10	—	vs. Notre Dame College (Nov. 29, 2016)
FG:	8	—	vs. Central Michigan (March 10, 2016)
3FG:	5	—	vs. Central Michigan (March 10, 2016)
AST:	5	—	vs. Alabama A&M (Dec. 22, 2016)
STL:	3	—	Two Times
MIN:	35	—	Two Times

2017-18 SEASON HIGHS

PTS:	—	—	N/A
REBS	—	—	N/A
FG:	—	—	N/A
3FG:	—	—	N/A
AST:	—	—	N/A
STL:	—	—	N/A
MIN:	—	—	N/A

LILLARD YEAR-BY-YEAR

YEAR	GP-GS	MINS	AVG	FG-FGA	PCT	3FG-FA	PCT	FT-FTA	PCT	OFF DEF	REBS	AVG	PF-FO	AST	AVG	BLK	STL	PTS	AVG
2015-16	34-3	717	21.1	107-209	51.2	16-59	27.1	61-97	62.9	38 76	114	3.4	73-1	21	0.6	9	25	291	8.6
2016-17	30-17	690	23.0	79-183	43.2	12-51	23.5	67-99	67.7	36 89	125	4.2	63-0	45	1.5	12	22	237	7.9
2017-18	0-0	0	0.0	0-0	0.0	0-0	0.0	0-0	0.0	0 0	0	0.0	0-0	0	0.0	0	0	0	0.0
TOTALS	64-20	1407	22.0	186-392	47.4	28-110	25.5	128-196	65.3	74 165	239	3.7	136-1	66	1.0	22	47	528	8.3



#13

JEFFREY UJU

Forward • 6-7 • 220 • R-JR
Bolingbrook, Ill.
Oak Hill Academy

UJU NOTEBOOK

- Posted 2 points and 2 rebounds against South Dakota
- Played in the first two games of the 2016-17 season before suffering a season-ending injury
- Maintained his junior year of eligibility, and will be a redshirt-junior for the Orange and Brown in 2017-18
- Went 2-for-2 (1-for-1 from 3PT) from the field, and posted five points and seven rebounds in his Falcon debut at Oakland (11/11/16) in the 2016-17 season opener
- Scored four points on 2-of-4 shooting, and added three rebounds in 11 minutes at South Dakota (11/13/16)

2017-18 GAME-BY-GAME

DATE	OPPONENT	STARTED	FG-FGA	PCT	3FG-FGA	PCT	FT-FTA	PCT	OREB	DREB	TOT	PF	A	BLK	MIN	PTS
N10	at DREXEL		0-0	0.00	0-0	0.00	0-2	0.00	0	0	0	1	0	0	8	0
N13	SOUTH DAKOTA		0-1	0.00	0-0	0.00	2-2	100.0	1	1	2	0	1	0	7	2
N18	FLORIDA GULF COAST															
N20	LAKE ERIE COLLEGE															
N24	vs. USC - UPSTATE															
N25	at CAMPBELL															
N26	vs. ABILENE CHRISTIAN															
N29	SAN JOSE STATE															
D2	at NORFOLK STATE															
D5	EVANSVILLE															
D9	at OLD DOMINION															
D21	at GREEN BAY															
D28	LOURDES															
J2	MIAMI															
J6	at EASTERN MICHIGAN															
J9	NORTHERN ILLINOIS															
J13	at AKRON															
J16	at MIAMI															
J20	CENTRAL MICHIGAN															
J23	at NORTHERN ILLINOIS															
J27	at TOLEDO															
J30	OHIO															
F3	KENT STATE															
F6	at BALL STATE															
F10	EASTERN MICHIGAN															
F13	WESTERN MICHIGAN															
F17	at BUFFALO															
F20	AKRON															
F24	at KENT STATE															
F27	AT OHIO															
M2	BUFFALO															

CAREER HIGHS

PTS:	5	—	at Oakland (Nov. 11, 2016)
REBS	7	—	at Oakland (Nov. 11, 2016)
FG:	2	—	Two Times
3FG:	1	—	at Oakland (Nov. 11, 2016)
AST:	1	—	vs. South Dakota (Nov. 13, 2017)
BLK:	1	—	at Oakland (Nov. 11, 2016)
MIN:	17	—	at Oakland (Nov. 11, 2016)

2017-18 SEASON HIGHS

PTS:	2	—	vs. South Dakota (Nov. 13, 2017)
REBS	2	—	vs. South Dakota (Nov. 13, 2017)
FG:	—	—	N/A
3FG:	—	—	N/A
AST:	1	—	vs. South Dakota (Nov. 13, 2017)
BLK:	—	—	N/A
MIN:	8	—	at Drexel (Nov. 10, 2017)

UJU YEAR-BY-YEAR (AT BGSU)

YEAR	GP-GS	MINS	AVG	FG-FGA	PCT	3FG-FA	PCT	FT-FTA	PCT	OFF DEF	REBS	AVG	PF-FO	AST	AVG	BLK	STL	PTS	AVG
2016-17	2-0	28	14.0	4-6	66.7	1-1	100.0	0-0	0.00	1 9	10	5.0	2-0	0	0.0	1	0	9	4.5
2017-18	2-0	15	7.5	0-1	0.00	0-0	0.00	2-4	50.0	1 1	2	1.0	1-0	1	0.5	0	0	2	1.0
TOTALS	4-0	43	10.8	4-7	57.1	1-1	100.0	2-4	50.0	2 10	12	3.0	3-0	1	0.3	1	0	11	2.8



#23

**DE ANDRE'
AUSTIN****Guard • 5-9 • 155 • JR
Warrensville Heights, Ohio
University School Hunting Valley****AUSTIN NOTEBOOK**

- Came to the team after walk-on tryouts took place in October
- Started practicing with the team in October, serving originally as a practice player
- Earned a spot on the official team after a month of practice, and saw time in the exhibition victory over Capital
- Spent the 2014-15 season at the College of Wooster
- Graduated from University School Hunting Valley in 2014, where he lead his squad to a pair of conference championships
- Averaged 17.5 points, 4.6 assists and 3.0 steals as a senior
- Earned All-State honorable mention honors as a senior

2017-18 GAME-BY-GAME

DATE	OPPONENT	STARTED	FG-FGA	PCT	3FG-FGA	PCT	FT-FTA	PCT	OREB	DREB	TOT	PF	A	BLK	MIN	PTS
N10	at DREXEL															
N13	SOUTH DAKOTA															
N18	FLORIDA GULF COAST															
N20	LAKE ERIE COLLEGE															
N24	vs. USC - UPSTATE															
N25	at CAMPBELL															
N26	vs. ABILENE CHRISTIAN															
N29	SAN JOSE STATE															
D2	at NORFOLK STATE															
D5	EVANSVILLE															
D9	at OLD DOMINION															
D21	at GREEN BAY															
D28	LOURDES															
J2	MIAMI															
J6	at EASTERN MICHIGAN															
J9	NORTHERN ILLINOIS															
J13	at AKRON															
J16	at MIAMI															
J20	CENTRAL MICHIGAN															
J23	at NORTHERN ILLINOIS															
J27	at TOLEDO															
J30	OHIO															
F3	KENT STATE															
F6	at BALL STATE															
F10	EASTERN MICHIGAN															
F13	WESTERN MICHIGAN															
F17	at BUFFALO															
F20	AKRON															
F24	at KENT STATE															
F27	AT OHIO															
M2	BUFFALO															

CAREER HIGHS

PTS: — — N/A
REBS — — N/A
FG: — — N/A
3FG: — — N/A
AST: — — N/A
BLK: — — N/A
MIN: — — N/A

2017-18 SEASON HIGHS

PTS: — — N/A
REBS — — N/A
FG: — — N/A
3FG: — — N/A
AST: — — N/A
BLK: — — N/A
MIN: — — N/A

AUSTIN YEAR-BY-YEAR

YEAR	GP-GS	MINS	AVG	FG-FGA	PCT	3FG-FA	PCT	FT-FTA	PCT	OFF DEF	REBS	AVG	PF-FO	AST	AVG	BLK	STL	PTS	AVG
2017-18	0-0	0	0.0	0-0	0.0	0-0	0.0	0-0	0.0	0 0	0	0.0	0-0	0	0.0	0	0	0	0.0
TOTAL	0-0	0	0.0	0-0	0.0	0-0	0.0	0-0	0.0	0 0	0	0.0	0-0	0	0.0	0	0	0	0.0



#24

**MATT
FOX****Guard • 6-4 • 190 • SR**
Maumee, Ohio
Anthony Wayne**FOX NOTEBOOK**

- 2-for-5 from downtown on the year, and now has 51-career triples
- The lone senior on the 2017-18 squad
- Has appeared in 67 games since walking on to the team for the 2014-15 season
- Earned a scholarship during the 2016-17 season
- 135 of his 156 field goal attempts have come from beyond the three-point line
- Went 4-for-7 from downtown, scoring 18 points in a win over Morgan State last season
- Tied his career high with 18 points in a win over Kent State in 2016-17, while also tying his career high with five (5-for-7) triples

2017-18 GAME-BY-GAME

DATE	OPPONENT	STARTED	FG-FGA	PCT	3FG-FGA	PCT	FT-FTA	PCT	OREB	DREB	TOT	PF	A	STL	MIN	PTS
N10	at DREXEL		1-3	33.3	1-3	33.3	0-0	0.00	1	1	2	0	1	0	18	3
N13	SOUTH DAKOTA		1-3	33.3	1-2	50.0	1-2	50.0	0	1	1	1	1	0	16	4
N18	FLORIDA GULF COAST															
N20	LAKE ERIE COLLEGE															
N24	vs. USC - UPSTATE															
N25	at CAMPBELL															
N26	vs. ABILENE CHRISTIAN															
N29	SAN JOSE STATE															
D2	at NORFOLK STATE															
D5	EVANSVILLE															
D9	at OLD DOMINION															
D21	at GREEN BAY															
D28	LOURDES															
J2	MIAMI															
J6	at EASTERN MICHIGAN															
J9	NORTHERN ILLINOIS															
J13	at AKRON															
J16	at MIAMI															
J20	CENTRAL MICHIGAN															
J23	at NORTHERN ILLINOIS															
J27	at TOLEDO															
J30	OHIO															
F3	KENT STATE															
F6	at BALL STATE															
F10	EASTERN MICHIGAN															
F13	WESTERN MICHIGAN															
F17	at BUFFALO															
F20	AKRON															
F24	at KENT STATE															
F27	AT OHIO															
M2	BUFFALO															

CAREER HIGHS

PTS:	18	—	Two Times
REBS	5	—	Two Times
FG:	7	—	vs. Morgan State (Nov. 26, 2016)
3FG:	5	—	Two Times
AST:	3	—	Three Times
STL:	2	—	Three Times
MIN:	29	—	vs. Ohio (Jan. 28, 2017)

2017-18 SEASON HIGHS

PTS:	4	—	vs. South Dakota (Nov. 13, 2017)
REBS	2	—	at Drexel (Nov. 10, 2017)
FG:	1	—	Two Times
3FG:	1	—	Two Times
AST:	1	—	Two Times
STL:	—	—	N/A
MIN:	18	—	at Drexel (Nov. 10, 2017)

FOX YEAR-BY-YEAR

YEAR	GP-GS	MINS	AVG	FG-FGA	PCT	3FG-FA	PCT	FT-FTA	PCT	OFF DEF	REBS	AVG	PF-FO	AST	AVG	BLK	STL	PTS	AVG
2014-15	15-0	54	3.6	2-9	22.2	2-8	25.0	0-0	0.00	1 4	5	0.3	3-0	2	0.1	0	0	6	0.4
2015-16	18-1	134	7.4	14-35	40.0	14-34	41.2	2-2	100.0	3 6	9	0.6	9-0	0	0.0	1	3	44	2.4
2016-17	32-0	506	15.8	43-110	39.1	33-88	37.5	14-16	87.5	11 44	55	1.7	42-0	17	0.5	1	14	133	4.2
2017-18	2-0	34	17.0	2-6	33.3	2-5	40.0	1-2	50.0	1 2	3	1.5	1-0	2	1.0	0	0	7	3.5
TOTALS	67-1	728	10.9	61-160	38.1	51-135	37.8	17-20	85.0	16 56	72	1.1	55-0	21	0.3	2	17	190	2.8



#25

DAEQWON PLOWDEN

Guard / Forward • 6-6 • 175 • FR
Philadelphia, Pa.
Mastery Charter North

PLOWDEN NOTEBOOK

- Picked up 7 points, 7 rebounds, two blocks and a steal versus South Dakota
- Went 4-for-5 from the field, scoring nine points and adding three rebounds at Drexel
- First commit of Bowling Green's 2017 class
- Ranked in the Top 100 at his position for the class of 2017 (ESPN.com)
- Ranked the 20th-best player in Pennsylvania (ESPN.com)
- Two-time All-State selection
- Averaged 15.7 points as a junior, and 16.0 points as a senior
- Led Mastery Charter North to a 24-7 record and a trip to the PIAA Class 2A State Championship Game in 2015-16, where he registered 24 points and 11 rebounds

2017-18 GAME-BY-GAME

DATE	OPPONENT	STARTED	FG-FGA	PCT	3FG-FGA	PCT	FT-FTA	PCT	OREB	DREB	TOT	PF	A	STL	MIN	PTS
N10	at DREXEL		4-5	80.0	1-2	50.0	0-0	0.00	0	3	3	4	0	1	18	9
N13	SOUTH DAKOTA		3-5	60.0	1-2	50.0	0-1	0.00	3	4	7	4	1	0	18	7
N18	FLORIDA GULF COAST															
N20	LAKE ERIE COLLEGE															
N24	vs. USC - UPSTATE															
N25	at CAMPBELL															
N26	vs. ABILENE CHRISTIAN															
N29	SAN JOSE STATE															
D2	at NORFOLK STATE															
D5	EVANSVILLE															
D9	at OLD DOMINION															
D21	at GREEN BAY															
D28	LOURDES															
J2	MIAMI															
J6	at EASTERN MICHIGAN															
J9	NORTHERN ILLINOIS															
J13	at AKRON															
J16	at MIAMI															
J20	CENTRAL MICHIGAN															
J23	at NORTHERN ILLINOIS															
J27	at TOLEDO															
J30	OHIO															
F3	KENT STATE															
F6	at BALL STATE															
F10	EASTERN MICHIGAN															
F13	WESTERN MICHIGAN															
F17	at BUFFALO															
F20	AKRON															
F24	at KENT STATE															
F27	AT OHIO															
M2	BUFFALO															

CAREER HIGHS

PTS:	9	—	at Drexel (Nov. 10, 2017)
REBS	7	—	vs. South Dakota (Nov. 13, 2017)
FG:	4	—	at Drexel (Nov. 10, 2017)
3FG:	1	—	Two Times
BLK:	2	—	vs. South Dakota (Nov. 13, 2017)
STL:	1	—	at Drexel (Nov. 10, 2017)
MIN:	18	—	Two Times

2017-18 SEASON HIGHS

PTS:	9	—	at Drexel (Nov. 10, 2017)
REBS	7	—	vs. South Dakota (Nov. 13, 2017)
FG:	4	—	at Drexel (Nov. 10, 2017)
3FG:	1	—	Two Times
BLK:	2	—	vs. South Dakota (Nov. 13, 2017)
STL:	1	—	at Drexel (Nov. 10, 2017)
MIN:	18	—	Two Times

PLOWDEN YEAR-BY-YEAR

YEAR	GP-GS	MIN	AVG	FG-FGA	PCT	3FG-FA	PCT	FT-FTA	PCT	OFF DEF	REBS	AVG	PF-FO	AST	AVG	BLK	STL	PTS	AVG
2017-18	2-0	36	18.0	7-10	70.0	2-4	50.0	0-1	0.00	3 7	10	5.0	8-0	1	0.5	3	1	16	8.0
TOTAL	2-0	36	18.0	7-10	70.0	2-4	50.0	0-1	0.00	3 7	10	5.0	8-0	1	0.5	3	1	16	8.0



#30

ETHAN GOOD

Guard • 6-1 • 180 • SO
Wapakoneta, Ohio
Wapakoneta

GOOD NOTEBOOK

- Came to the Falcons as a walk-on in 2016-17
- Appeared in five games for the Orange and Brown in 2016-17, playing 19 minutes
- Majoring in chemistry, and currently owns a 3.600 GPA
- Scored his first point in his first appearance as a Falcon in 2016-17 in a win over Morgan State
- Played in three consecutive games in the 2016-17 non-conference slate from late November into early December
- Played a career-high 11 minutes versus Ohio last season, and recorded his first rebound, while converting a reverse layup for his first-career field goal

2017-18 GAME-BY-GAME

DATE	OPPONENT	STARTED	FG-FGA	PCT	3FG-FGA	PCT	FT-FTA	PCT	OREB	DREB	TOT	PF	A	STL	MIN	PTS
N10	at DREXEL															
N13	SOUTH DAKOTA															
N18	FLORIDA GULF COAST															
N20	LAKE ERIE COLLEGE															
N24	vs. USC - UPSTATE															
N25	at CAMPBELL															
N26	vs. ABILENE CHRISTIAN															
N29	SAN JOSE STATE															
D2	at NORFOLK STATE															
D5	EVANSVILLE															
D9	at OLD DOMINION															
D21	at GREEN BAY															
D28	LOURDES															
J2	MIAMI															
J6	at EASTERN MICHIGAN															
J9	NORTHERN ILLINOIS															
J13	at AKRON															
J16	at MIAMI															
J20	CENTRAL MICHIGAN															
J23	at NORTHERN ILLINOIS															
J27	at TOLEDO															
J30	OHIO															
F3	KENT STATE															
F6	at BALL STATE															
F10	EASTERN MICHIGAN															
F13	WESTERN MICHIGAN															
F17	at BUFFALO															
F20	AKRON															
F24	at KENT STATE															
F27	AT OHIO															
M2	BUFFALO															

CAREER HIGHS

PTS:	2	—	vs. Ohio (Jan. 28, 2017)
REBS	1	—	vs. Ohio (Jan. 28, 2017)
FG:	1	—	vs. Ohio (Jan. 28, 2017)
FTA:	2	—	vs. Morgan State (Nov. 26, 2016)
FT:	1	—	vs. Morgan State (Nov. 26, 2016)
AST:	1	—	vs. Morgan State (Nov. 26, 2016)
MIN:	11	—	vs. Ohio (Jan. 28, 2017)

2017-18 SEASON HIGHS

PTS:	—	—	N/A
REBS	—	—	N/A
FG:	—	—	N/A
FTA:	—	—	N/A
FT:	—	—	N/A
AST:	—	—	N/A
MIN:	—	—	N/A

GOOD YEAR-BY-YEAR

YEAR	GP-GS	MINS	AVG	FG-FGA	PCT	3FG-FA	PCT	FT-FTA	PCT	OFF DEF	REBS	AVG	PF-FO	AST	AVG	BLK	STL	PTS	AVG
2016-17	5-0	19	3.6	1-5	20.0	0-4	0.00	1-2	50.0	1 0	1	0.2	3-0	1	0.2	0	0	3	0.6
2017-18	0-0	0	0.0	0-0	0.0	0-0	0.0	0-0	0.0	0 0	0	0.0	0-0	0	0.0	0	0	0	0.0
TOTALS	5-0	19	3.6	1-5	20.0	0-4	0.00	1-2	50.0	1 0	1	0.2	3-0	1	0.2	0	0	3	0.6



#33

**MATISS
KULACKOVSKIS****Forward • 6-9 • 210 • FR**
Saldus, Latvia
Archbishop Ryan**KULACKOVSKIS NOTEBOOK**

- Suffered a season-ending knee injury in October.
- Born in Saldus, Latvia, but spent his final two seasons of high school at Archbishop Ryan High School in Philadelphia
- Averaged 17.2 points, 9.0 rebounds and 3.1 assists as a senior
- Shot 55 percent from the field, and 40 percent from three-point territory as a senior
- Led his team to the PIAA Class 6A state semifinals in 2016-17
- Played in the Philadelphia Catholic League semifinals, which are staged at the famous Palestra, in his final two seasons of high school basketball
- Named First Team All-Philadelphia Catholic League as a senior

2017-18 GAME-BY-GAME

DATE	OPPONENT	STARTED	FG-FGA	PCT	3FG-FGA	PCT	FT-FTA	PCT	OREB	DREB	TOT	PF	A	STL	MIN	PTS
N10	at DREXEL															
N13	SOUTH DAKOTA															
N18	FLORIDA GULF COAST															
N20	LAKE ERIE COLLEGE															
N24	vs. USC - UPSTATE															
N25	at CAMPBELL															
N26	vs. ABILENE CHRISTIAN															
N29	SAN JOSE STATE															
D2	at NORFOLK STATE															
D5	EVANSVILLE															
D9	at OLD DOMINION															
D21	at GREEN BAY															
D28	LOURDES															
J2	MIAMI															
J6	at EASTERN MICHIGAN															
J9	NORTHERN ILLINOIS															
J13	at AKRON															
J16	at MIAMI															
J20	CENTRAL MICHIGAN															
J23	at NORTHERN ILLINOIS															
J27	at TOLEDO															
J30	OHIO															
F3	KENT STATE															
F6	at BALL STATE															
F10	EASTERN MICHIGAN															
F13	WESTERN MICHIGAN															
F17	at BUFFALO															
F20	AKRON															
F24	at KENT STATE															
F27	AT OHIO															
M2	BUFFALO															

CAREER HIGHS

PTS: — — N/A
REBS — — N/A
FG: — — N/A
3FG: — — N/A
AST: — — N/A
STL: — — N/A
MIN: — — N/A

2017-18 SEASON HIGHS

PTS: — — N/A
REBS — — N/A
FG: — — N/A
3FG: — — N/A
AST: — — N/A
STL: — — N/A
MIN: — — N/A

KULACKOVSKIS YEAR-BY-YEAR

YEAR	GP-GS	MINS	AVG	FG-FGA	PCT	3FG-FA	PCT	FT-FTA	PCT	OFF DEF	REBS	AVG	PF-FO	AST	AVG	BLK	STL	PTS	AVG
2017-18	0-0	0	0.0	0-0	0.0	0-0	0.0	0-0	0.0	0 0	0	0.0	0-0	0	0.0	0	0	0	0.0
TOTAL	0-0	0	0.0	0-0	0.0	0-0	0.0	0-0	0.0	0 0	0	0.0	0-0	0	0.0	0	0	0	0.0



#40

**DEREK
KOCH****Forward • 6-9 • 260 • FR**
West Salem, Ohio
Northwestern**KOCH NOTEBOOK**

- Pulled down 14 rebounds versus South Dakota, becoming the first BGSU true freshman to pull down 14+ rebounds since 1999.
- Added a career-high 15 points against South Dakota
- State of Ohio's all-time leading rebounder in high school basketball history
- Averaged 21.7 points and 16.0 rebounds as a senior, and 21.7 points and 15.5 rebounds as a junior
- Earned First Team All-Ohio honors as a junior and senior
- Ranked as a three-star prospect on ESPN.com
- Was listed a guard/forward/center on his high school basketball roster

2017-18 GAME-BY-GAME

DATE	OPPONENT	STARTED	FG-FGA	PCT	3FG-FGA	PCT	FT-FTA	PCT	OREB	DREB	TOT	PF	A	STL	MIN	PTS
N10	at DREXEL	•	1-2	50.0	0-0	0.00	0-0	0.00	2	2	4	3	0	0	16	2
N13	SOUTH DAKOTA	•	5-11	45.5	0-0	0.00	5-8	62.5	5	9	14	4	2	1	28	15
N18	FLORIDA GULF COAST															
N20	LAKE ERIE COLLEGE															
N24	vs. USC - UPSTATE															
N25	at CAMPBELL															
N26	vs. ABILENE CHRISTIAN															
N29	SAN JOSE STATE															
D2	at NORFOLK STATE															
D5	EVANSVILLE															
D9	at OLD DOMINION															
D21	at GREEN BAY															
D28	LOURDES															
J2	MIAMI															
J6	at EASTERN MICHIGAN															
J9	NORTHERN ILLINOIS															
J13	at AKRON															
J16	at MIAMI															
J20	CENTRAL MICHIGAN															
J23	at NORTHERN ILLINOIS															
J27	at TOLEDO															
J30	OHIO															
F3	KENT STATE															
F6	at BALL STATE															
F10	EASTERN MICHIGAN															
F13	WESTERN MICHIGAN															
F17	at BUFFALO															
F20	AKRON															
F24	at KENT STATE															
F27	AT OHIO															
M2	BUFFALO															

CAREER HIGHS

PTS:	15	—	vs. South Dakota (Nov. 13, 2017)
REBS	14	—	vs. South Dakota (Nov. 13, 2017)
FG:	5	—	vs. South Dakota (Nov. 13, 2017)
3FG:	—	—	N/A
AST:	2	—	vs. South Dakota (Nov. 13, 2017)
BLK:	2	—	vs. South Dakota (Nov. 13, 2017)
MIN:	28	—	vs. South Dakota (Nov. 13, 2017)

2017-18 SEASON HIGHS

PTS:	15	—	vs. South Dakota (Nov. 13, 2017)
REBS	14	—	vs. South Dakota (Nov. 13, 2017)
FG:	5	—	vs. South Dakota (Nov. 13, 2017)
3FG:	—	—	N/A
AST:	2	—	vs. South Dakota (Nov. 13, 2017)
BLK:	2	—	vs. South Dakota (Nov. 13, 2017)
MIN:	28	—	vs. South Dakota (Nov. 13, 2017)

KOCH YEAR-BY-YEAR

YEAR	GP-GS	MINS	AVG	FG-FGA	PCT	3FG-FA	PCT	FT-FTA	PCT	OFF DEF	REBS	AVG	PF-FO	AST	AVG	BLK	STL	PTS	AVG
2017-18	2-2	44	22.0	6-13	46.2	0-0	0.00	5-8	62.5	7 11	18	9.0	7-0	2	1.0	2	1	17	8.5
TOTAL	2-2	44	22.0	6-13	46.2	0-0	0.00	5-8	62.5	7 11	18	9.0	7-0	2	1.0	2	1	17	8.5



#52

**JONIYA
GADSON****Center • 6-10 • 260 • FR**
Miami Gardens, Ohio
Dillard**GADSON NOTEBOOK**

- Gave the Falcons 3 rebounds in 4 minutes versus South Dakota
- Played six minutes at Drexel, registering one rebound and one steal
- Ended his career by winning back-to-back Class 7A State Championships, capturing the program's sixth and seventh state titles
- His high school finished the 2016-17 season ranked 20th in the country according to MaxPreps
- Averaged 9.8 points, 9.3 rebounds and 2.0 blocks as a senior
- Led DHS to a 28-5 mark as a junior, finishing the year ranked 23rd in the land according to MaxPreps after another state championship

2017-18 GAME-BY-GAME

DATE	OPPONENT	STARTED	FG-FGA	PCT	3FG-FGA	PCT	FT-FTA	PCT	OREB	DREB	TOT	PF	A	STL	MIN	PTS
N10	at DREXEL		0-1	0.00	0-0	0.00	0-0	0.00	1	0	1	1	0	1	6	0
N13	SOUTH DAKOTA		0-0	0.00	0-0	0.00	0-0	0.00	1	2	3	1	0	0	4	0
N18	FLORIDA GULF COAST															
N20	LAKE ERIE COLLEGE															
N24	vs. USC - UPSTATE															
N25	at CAMPBELL															
N26	vs. ABILENE CHRISTIAN															
N29	SAN JOSE STATE															
D2	at NORFOLK STATE															
D5	EVANSVILLE															
D9	at OLD DOMINION															
D21	at GREEN BAY															
D28	LOURDES															
J2	MIAMI															
J6	at EASTERN MICHIGAN															
J9	NORTHERN ILLINOIS															
J13	at AKRON															
J16	at MIAMI															
J20	CENTRAL MICHIGAN															
J23	at NORTHERN ILLINOIS															
J27	at TOLEDO															
J30	OHIO															
F3	KENT STATE															
F6	at BALL STATE															
F10	EASTERN MICHIGAN															
F13	WESTERN MICHIGAN															
F17	at BUFFALO															
F20	AKRON															
F24	at KENT STATE															
F27	AT OHIO															
M2	BUFFALO															

CAREER HIGHS

PTS: — — N/A
REBS 3 — vs. South Dakota (Nov. 13, 2017)
FG: — — N/A
FT: — — N/A
AST: — — N/A
STL: 1 — at Drexel (Nov. 10, 2017)
MIN: 6 — at Drexel (Nov. 10, 2017)

2017-18 SEASON HIGHS

PTS: — — N/A
REBS 3 — vs. South Dakota (Nov. 13, 2017)
FG: — — N/A
FT: — — N/A
AST: — — N/A
STL: 1 — at Drexel (Nov. 10, 2017)
MIN: 6 — at Drexel (Nov. 10, 2017)

GADSON YEAR-BY-YEAR

YEAR	GP-GS	MINS	AVG	FG-FGA	PCT	3FG-FA	PCT	FT-FTA	PCT	OFF DEF	REBS	AVG	PF-FO	AST	AVG	BLK	STL	PTS	AVG
2017-18	2-0	10	5.0	0-1	0.00	0-0	0.00	0-0	0.00	2 2	4	2.0	2-0	0	0.0	0	1	0	0.0
TOTAL	2-0	10	5.0	0-1	0.00	0-0	0.00	0-0	0.00	2 2	4	2.0	2-0	0	0.0	0	1	0	0.0

COMPREHENSIVE GAME-BY-GAME BREAKDOWN

		SCORE	FG-FGA	PCT	3FG-FGA	PCT	FT-FTA	PCT	OREB	DREB	TOT	PF	A	TO	BLK	STL
N10	BGSU	78	26-54	48.1	9-22	40.9	17-27	63.0	8	25	33	21	14	17	2	9
	DREXEL	69	23-56	41.1	4-20	20.0	19-26	73.1	11	24	35	24	7	19	4	5
N13	BGSU	79	25-73	34.2	8-25	32.0	21-27	77.8	16	31	47	25	15	12	6	5
	SOUTH DAKOTA	88	29-61	47.5	8-20	40.0	22-35	62.9	9	36	45	26	21	10	3	7
N18	BGSU															
	FGCU															
N20	BGSU															
	LAKE ERIE COLLEGE															
N24	BGSU															
	USC UPSTATE															
N25	BGSU															
	CAMPBELL															
N26	BGSU															
	ABILENE CHRISTIAN															
N29	BGSU															
	SJSU															
D2	BGSU															
	NORFOLK STATE															
D5	BGSU															
	EVANSVILLE															
D9	BGSU															
	OLD DOMINION															
D21	BGSU															
	GREEN BAY															
D28	BGSU															
	LOURDES															
J2	BGSU															
	MIAMI															
J6	BGSU															
	E. MICHIGAN															
J9	BGSU															
	N. ILLINOIS															
J13	BGSU															
	AKRON															
J16	BGSU															
	MIAMI															
J20	BGSU															
	C. MICHIGAN															
J23	BGSU															
	N. ILLINOIS															
J27	BGSU															
	TOLEDO															
J30	BGSU															
	OHIO															
F3	BGSU															
	KENT STATE															
F6	BGSU															
	BALL STATE															
F10	BGSU															
	E. MICHIGAN															
F13	BGSU															
	W. MICHIGAN															
F17	BGSU															
	BUFFALO															
F20	BGSU															
	AKRON															
F24	BGSU															
	KENT STATE															
F27	BGSU															
	OHIO															
M2	BGSU															
	BUFFALO															

SCORING BREAKDOWN: POINTS (PERCENTAGES)

OPPONENT	RESULT	BACK COURT	FRONT COURT	STARTERS	BENCH
at Drexel	W, 78-69	53 (18/40 = 45.0)	25 (8/14 = 57.1)	66 (21/43 = 48.8)	12 (5/11 = 45.5)
SOUTH DAKOTA	L, 79-88	51 (15/52 = 28.8)	28 (10/21 = 47.6)	58 (18/54 = 33.3)	21 (7/17 = 41.1)
FLORIDA GULF COAST					
LAKE ERIE COLLEGE					
vs. USC Upstate					
at Campbell					
vs. Abilene Christian					
SAN JOSE STATE					
at Norfolk State					
EVANSVILLE					
at Old Dominion					
at Green Bay					
LOURDES					
MIAMI					
at Eastern Michigan					
NORTHERN ILLINOIS					
at Akron					
at Miami					
CENTRAL MICHIGAN					
at Northern Illinois					
at Toledo					
OHIO					
KENT STATE					
at Ball State					
EASTERN MICHIGAN					
WESTERN MICHIGAN					
at Buffalo					
AKRON					
at Kent State					
at Ohio					
BUFFALO					
TOTALS	1-1	104 (33/92 = 35.9)	53 (18/35 = 51.4)	124 (39/97 = 40.2)	33 (12/28 = 42.9)

BACK COURT

De Andre' Austin
 Rodrick Caldwell
 Nelly Cummings
 Matt Fox
 Dylan Frye
 Ethan Good
 Antwon Lillard
 Justin Turner

FRONT COURT

Joniya Gadson
 Derek Koch
 Matiss Kulackovskis
 Daeqwon Plowden
 Jeffrey Uju
 Demajeo Wiggins

GAME-BY-GAME LEADERS FOR BGSU

OPPONENT	RESULT	POINTS	REBOUNDS	ASSISTS	STEALS	BLOCKS
at Drexel	W, 78-69	Turner – 33	Wiggins – 8	Turner – 7	Caldwell – 3	Plowden / Turner – 1
SOUTH DAKOTA	L, 79-88	Frye – 23	Koch – 14	Turner – 5	Turner – 2	Koch/Plowden/Wiggins – 2
FLORIDA GULF COAST						
LAKE ERIE COLLEGE						
vs. USC Upstate						
at Campbell						
vs. Abilene Christian						
SAN JOSE STATE						
at Norfolk State						
EVANSVILLE						
at Old Dominion						
at Green Bay						
LOURDES						
MIAMI						
at Eastern Michigan						
NORTHERN ILLINOIS						
at Akron						
at Miami						
CENTRAL MICHIGAN						
at Northern Illinois						
at Toledo						
OHIO						
KENT STATE						
at Ball State						
EASTERN MICHIGAN						
WESTERN MICHIGAN						
at Buffalo						
AKRON						
at Kent State						
at Ohio						
BUFFALO						

2017-18 BOX SCORES

GAME

1

BGSU AT DREXEL
NOV. 10, 2017 | 7 PM
BGSU 78, DREXEL 69

Bowling Green 78 • 1-0

#	Player	Total		3-Ptr		Rebounds			PF	TP	A	TO	Blk	Stl	Min
		FG	FGA	FG	FGA	FT	FTA	Off Def Tot							
01	WIGGINS, Demajeo	f	3-6	0-0	8-10	1	7	8	2	14	1	1	0	0	27
40	KOCH, Derek	f	1-2	0-0	0-0	2	2	4	3	2	0	2	0	0	16
03	CALDWELL, Rodrick	g	2-8	1-5	3-4	0	0	0	2	8	1	2	0	3	37
05	FRYE, Dylan	g	3-8	2-4	1-3	0	4	4	4	9	2	3	0	1	25
10	TURNER, Justin	g	12-19	4-7	5-8	0	4	4	2	33	7	5	1	2	39
00	CUMMINGS, Nelly		0-2	0-1	0-0	0	0	0	2	0	2	2	0	1	6
13	UJU, Jeffrey		0-0	0-0	0-2	0	0	0	1	0	0	1	0	0	8
24	FOX, Matt		1-3	1-3	0-0	1	1	2	0	3	1	0	0	0	18
25	PLOWDEN, Daewon		4-5	1-2	0-0	0	3	3	4	9	0	0	1	1	18
52	GADSON, Joniya		0-1	0-0	0-0	1	0	1	1	0	0	1	0	1	6
	Team					3	4	7							
Totals			26-54	9-22	17-27	8	25	33	21	78	14	17	2	9	200

FG % 1st Half: 11-29 37.9% 2nd half: 15-25 60.0% Game: 26-54 48.1%
 3FG % 1st Half: 5-16 31.3% 2nd half: 4-6 66.7% Game: 9-22 40.9%
 FT % 1st Half: 5-9 55.6% 2nd half: 12-18 66.7% Game: 17-27 63.0%

Deadball
Rebounds
6

DREXEL 69 • 0-1

#	Player	Total		3-Ptr		Rebounds			PF	TP	A	TO	Blk	Stl	Min
		FG	FGA	FG	FGA	FT	FTA	Off Def Tot							
05	Williams, Austin	f	7-7	0-0	4-6	7	5	12	4	18	0	1	3	1	34
01	Lee, Kurk	g	3-14	0-5	5-6	0	1	1	1	11	3	6	0	2	40
03	Harper, Troy	g	1-11	0-4	6-8	0	1	1	3	8	0	1	0	0	26
04	Green, Sam	g	2-3	0-1	1-2	1	4	5	5	2	2	0	0	0	22
15	Mojica, Sammy	g	6-13	2-5	3-4	1	6	7	2	17	2	3	0	2	38
11	Doles, Jarvis		1-3	1-3	0-0	1	1	2	5	3	0	1	0	0	13
32	Kararinas, Tadas		1-3	1-2	0-0	0	2	2	2	3	0	3	0	0	16
55	Myles, Tyshawn		2-2	0-0	0-0	0	2	2	2	4	0	2	1	0	11
	Team					1	2	3							
Totals			23-56	4-20	19-26	11	24	35	24	69	7	19	4	5	200

FG % 1st Half: 14-28 50.0% 2nd half: 9-28 32.1% Game: 23-56 41.1%
 3FG % 1st Half: 1-6 16.7% 2nd half: 3-14 21.4% Game: 4-20 20.0%
 FT % 1st Half: 13-18 72.2% 2nd half: 6-8 75.0% Game: 19-26 73.1%

Deadball
Rebounds
4

Officials: Douglas Hopper, Zakee Cook, Kyle Luckie
 Technical fouls: Bowling Green-None. DREXEL-None.
 Attendance: 2504

Score by periods	1st	2nd	Total
Bowling Green	32	46	78
DREXEL	42	27	69

BGSU VS. SOUTH DAKOTA
NOV. 13, 2017 | 7 PM
S. DAKOTA 88, BGSU 79

GAME

2

Official Basketball Box Score -- Game Totals -- Final Statistics
 South Dakota vs Bowling Green
 11/13/17 7 pm at Bowling Green, Ohio (Stroh Center)

South Dakota 88 • 2-0

#	Player	Total		3-Ptr		Rebounds			PF	TP	A	TO	Blk	Stl	Min
		FG	FGA	FG	FGA	FT	FTA	Off Def Tot							
12	Trey Burch-Manning	f	2-6	0-1	3-6	0	6	6	4	7	1	0	0	1	24
25	Tyler Hagedorn	f	5-10	2-5	3-3	0	4	4	4	15	2	2	1	2	21
02	Carlton Hurst	g	5-7	0-0	4-4	4	5	9	4	14	1	1	0	1	33
03	Triston Simpson	g	2-7	1-4	2-6	1	6	7	1	7	7	2	0	0	33
13	Matt Mooney	g	9-21	4-7	4-7	0	5	5	4	26	7	2	0	0	33
20	Brandon Armstrong		0-0	0-0	0-0	0	0	0	0	0	0	0	0	1	7
22	Tyler Peterson		1-2	1-2	2-2	0	2	2	4	5	0	1	0	0	15
31	Dan Jech		2-3	0-0	2-2	2	2	4	3	6	0	1	0	0	9
34	Nick Fuller		3-5	0-1	2-5	0	5	5	1	8	3	1	2	2	19
45	Austin Sparks		0-0	0-0	0-0	0	0	0	1	0	0	0	0	0	6
	Team					2	1	3							
Totals			29-61	8-20	22-35	9	36	45	26	88	21	10	3	7	200

FG % 1st Half: 10-28 35.7% 2nd half: 19-33 57.6% Game: 29-61 47.5%
 3FG % 1st Half: 0-6 0.0% 2nd half: 8-14 57.1% Game: 8-20 40.0%
 FT % 1st Half: 14-18 77.8% 2nd half: 8-17 47.1% Game: 22-35 62.9%

Deadball
Rebounds
6

Bowling Green 79 • 1-1

#	Player	Total		3-Ptr		Rebounds			PF	TP	A	TO	Blk	Stl	Min
		FG	FGA	FG	FGA	FT	FTA	Off Def Tot							
01	WIGGINS, Demajeo	f	2-4	0-0	0-1	1	2	3	3	4	2	5	2	0	19
40	KOCH, Derek	f	5-11	0-0	5-8	5	9	14	4	15	2	1	2	1	28
03	CALDWELL, Rodrick	g	2-10	0-4	6-6	0	2	2	1	10	1	0	0	1	30
05	FRYE, Dylan	g	7-17	5-10	4-4	2	5	7	4	23	1	0	0	0	31
10	TURNER, Justin	g	2-14	1-5	1-1	1	3	4	5	6	5	2	0	2	26
00	CUMMINGS, Nelly		3-8	0-2	2-2	1	0	1	2	8	1	1	0	1	21
13	UJU, Jeffrey		0-1	0-0	2-2	1	1	2	0	2	1	0	0	0	7
24	FOX, Matt		1-3	1-2	1-2	0	1	1	1	4	1	0	0	0	16
25	PLOWDEN, Daewon		3-5	1-2	0-1	3	4	7	4	7	1	2	2	0	18
52	GADSON, Joniya		0-0	0-0	0-0	1	2	3	1	0	0	1	0	0	4
	Team					1	2	3							
Totals			25-73	8-25	21-27	16	31	47	25	79	15	12	6	5	200

FG % 1st Half: 11-36 30.6% 2nd half: 14-37 37.8% Game: 25-73 34.2%
 3FG % 1st Half: 3-12 25.0% 2nd half: 5-13 38.5% Game: 8-25 32.0%
 FT % 1st Half: 10-14 71.4% 2nd half: 11-13 84.6% Game: 21-27 77.8%

Deadball
Rebounds
1

Officials: Todd Williams, Lewis Garrison, Bryan Anslinger
 Technical fouls: South Dakota-None. Bowling Green-None.
 Attendance: 1237

Score by periods	1st	2nd	Total
South Dakota	34	54	88
Bowling Green	35	44	79

GAME

3

BGSU VS. FGCU
NOV. 18, 2017 | 6 PM
STROH CENTER

BGSU VS. LAKE ERIE COLLEGE
NOV. 20, 2017 | 7 PM
STROH CENTER

GAME

4

2017-18 SEASON OVERALL COMBINED STATISTICS

Bowling Green State Univ. Basketball
Bowling Green Combined Team Statistics (as of Nov 14, 2017)
All games

RECORD:	OVERALL	HOME	AWAY	NEUTRAL
ALL GAMES	1-1	0-1	1-0	0-0
CONFERENCE	0-0	0-0	0-0	0-0
NON-CONFERENCE	1-1	0-1	1-0	0-0

#	Player	gp-gs	min	avg	Total		3-Point		F-Throw		Rebounds				pf	dq	a	to	blk	stl	pts	avg
					fg-fga	fg%	3fg-fga	3fg%	ft-fa	ft%	off	def	tot	avg								
10	TURNER, Justin	2-2	65	32.5	14-33	.424	5-12	.417	6-9	.667	1	7	8	4.0	7	1	12	7	1	4	39	19.5
05	FRYE, Dylan	2-2	56	28.0	10-25	.400	7-14	.500	5-7	.714	2	9	11	5.5	8	0	3	3	0	1	32	16.0
01	WIGGINS, Demajeo	2-2	46	23.0	5-10	.500	0-0	.000	8-11	.727	2	9	11	5.5	5	0	3	6	2	0	18	9.0
03	CALDWELL, Rodrick	2-2	67	33.5	4-18	.222	1-9	.111	9-10	.900	0	2	2	1.0	3	0	2	2	0	4	18	9.0
40	KOCH, Derek	2-2	44	22.0	6-13	.462	0-0	.000	5-8	.625	7	11	18	9.0	7	0	2	3	2	1	17	8.5
25	PLOWDEN, Daeqwon	2-0	36	18.0	7-10	.700	2-4	.500	0-1	.000	3	7	10	5.0	8	0	1	2	3	1	16	8.0
00	CUMMINGS, Nelly	2-0	27	13.5	3-10	.300	0-3	.000	2-2	1.000	1	0	1	0.5	4	0	3	3	0	2	8	4.0
24	FOX, Matt	2-0	34	17.0	2-6	.333	2-5	.400	1-2	.500	1	2	3	1.5	1	0	2	0	0	0	7	3.5
13	UJU, Jeffrey	2-0	15	7.5	0-1	.000	0-0	.000	2-4	.500	1	1	2	1.0	1	0	1	1	0	0	2	1.0
52	GADSON, Joniya	2-0	10	5.0	0-1	.000	0-0	.000	0-0	.000	2	2	4	2.0	2	0	0	2	0	1	0	0.0
Team											4	6	10									
Total.....		2	400		51-127	.402	17-47	.362	38-54	.704	24	56	80	40.0	46	1	29	29	8	14	157	78.5
Opponents.....		2	400		52-117	.444	12-40	.300	41-61	.672	20	60	80	40.0	50	-	28	29	7	12	157	78.5

TEAM STATISTICS	BGSU	OPP
SCORING	157	157
Points per game	78.5	78.5
Scoring margin	+0.0	-
FIELD GOALS-ATT	51-127	52-117
Field goal pct	.402	.444
3 POINT FG-ATT	17-47	12-40
3-point FG pct	.362	.300
3-pt FG made per game	8.5	6.0
FREE THROWS-ATT	38-54	41-61
Free throw pct	.704	.672
F-Throws made per game	19.0	20.5
REBOUNDS	80	80
Rebounds per game	40.0	40.0
Rebounding margin	+0.0	-
ASSISTS	29	28
Assists per game	14.5	14.0
TURNOVERS	29	29
Turnovers per game	14.5	14.5
Turnover margin	+0.0	-
Assist/turnover ratio	1.0	1.0
STEALS	14	12
Steals per game	7.0	6.0
BLOCKS	8	7
Blocks per game	4.0	3.5
ATTENDANCE	1237	2504
Home games-Avg/Game	1-1237	1-2504
Neutral site-Avg/Game	-	0-0

Date	Opponent		Score	Att.
11/10/17	at DREXEL	W	78-69	2504
11/13/17	SOUTH DAKOTA	L	79-88	1237

* - Conference game

Score by Periods	1st	2nd	Totals
Bowling Green	67	90	157
Opponents	76	81	157

2017-18 POINTS - REBOUNDS - ASSISTS

Bowling Green State Univ. Basketball
Bowling Green Points-Rebounds-Assists (as of Nov 14, 2017)
All games

Opponent	Date	Score		00 CUMMINGS,N	01 WIGGINS,DE	03 CALDWELL,R	05 FRYE,DYLAN	10 TURNER,JUS	13 UJU,JEFFRE	24 FOX,MATT
at DREXEL	11/10/17	78-69	w	0-0-2	14-8-1	8-0-1	9-4-2	33-4-7	0-0-0	3-2-1
SOUTH DAKOTA	11/13/17	79-88	L	8-1-1	4-3-2	10-2-1	23-7-1	6-4-5	2-2-1	4-1-1

Opponent	Date	Score		25 PLOWDEN,DA	40 KOCH,DEREK	52 GADSON,JON
at DREXEL	11/10/17	78-69	w	9-3-0	2-4-0	0-1-0
SOUTH DAKOTA	11/13/17	79-88	L	7-7-1	15-14-2	0-3-0

2017-18 BGSU GAME HIGHS

Bowling Green State Univ. Basketball
Bowling Green Team High/Low Analysis (as of Nov 14, 2017)
All games

Bowling Green - TEAM GAME HIGHS

POINTS	79	SOUTH DAKOTA (11/13/17)
	78	at DREXEL (11/10/17)
FIELD GOALS MADE	26	at DREXEL (11/10/17)
	25	SOUTH DAKOTA (11/13/17)
FIELD GOAL ATTEMPTS	73	SOUTH DAKOTA (11/13/17)
	54	at DREXEL (11/10/17)
FIELD GOAL PERCENTAGE	.481 (26-54)	at DREXEL (11/10/17)
	.342 (25-73)	SOUTH DAKOTA (11/13/17)
3 PT FIELD GOALS MADE	9	at DREXEL (11/10/17)
	8	SOUTH DAKOTA (11/13/17)
3 PT FG ATTEMPTS	25	SOUTH DAKOTA (11/13/17)
	22	at DREXEL (11/10/17)
3 PT FG PERCENTAGE	.409 (9-22)	at DREXEL (11/10/17)
	.320 (8-25)	SOUTH DAKOTA (11/13/17)
FREE THROWS MADE	21	SOUTH DAKOTA (11/13/17)
	17	at DREXEL (11/10/17)
FREE THROW ATTEMPTS	27	SOUTH DAKOTA (11/13/17)
	27	at DREXEL (11/10/17)
FREE THROW PERCENTAGE	.778 (21-27)	SOUTH DAKOTA (11/13/17)
	.630 (17-27)	at DREXEL (11/10/17)
REBOUNDS	47	SOUTH DAKOTA (11/13/17)
	33	at DREXEL (11/10/17)
ASSISTS	15	SOUTH DAKOTA (11/13/17)
	14	at DREXEL (11/10/17)
STEALS	9	at DREXEL (11/10/17)
	5	SOUTH DAKOTA (11/13/17)
BLOCKED SHOTS	6	SOUTH DAKOTA (11/13/17)
	2	at DREXEL (11/10/17)
TURNOVERS	17	at DREXEL (11/10/17)
	12	SOUTH DAKOTA (11/13/17)
FOULS	25	SOUTH DAKOTA (11/13/17)
	21	at DREXEL (11/10/17)

2017-18 BGSU GAME LOWS

Bowling Green State Univ. Basketball
Bowling Green High/Low Analysis (as of Nov 14, 2017)
All games

Bowling Green - GAME LOWS

POINTS	78	at DREXEL (11/10/17)
	79	SOUTH DAKOTA (11/13/17)
FIELD GOALS MADE	25	SOUTH DAKOTA (11/13/17)
	26	at DREXEL (11/10/17)
FIELD GOAL ATTEMPTS	54	at DREXEL (11/10/17)
	73	SOUTH DAKOTA (11/13/17)
FIELD GOAL PERCENTAGE	.342 (25-73)	SOUTH DAKOTA (11/13/17)
	.481 (26-54)	at DREXEL (11/10/17)
3 PT FIELD GOALS MADE	8	SOUTH DAKOTA (11/13/17)
	9	at DREXEL (11/10/17)
3 PT FG ATTEMPTS	22	at DREXEL (11/10/17)
	25	SOUTH DAKOTA (11/13/17)
3 PT FG PERCENTAGE	.320 (8-25)	SOUTH DAKOTA (11/13/17)
	.409 (9-22)	at DREXEL (11/10/17)
FREE THROWS MADE	17	at DREXEL (11/10/17)
	21	SOUTH DAKOTA (11/13/17)
FREE THROW ATTEMPTS	27	at DREXEL (11/10/17)
	27	SOUTH DAKOTA (11/13/17)
FREE THROW PERCENTAGE	.630 (17-27)	at DREXEL (11/10/17)
	.778 (21-27)	SOUTH DAKOTA (11/13/17)
REBOUNDS	33	at DREXEL (11/10/17)
	47	SOUTH DAKOTA (11/13/17)
ASSISTS	14	at DREXEL (11/10/17)
	15	SOUTH DAKOTA (11/13/17)
STEALS	5	SOUTH DAKOTA (11/13/17)
	9	at DREXEL (11/10/17)
BLOCKED SHOTS	2	at DREXEL (11/10/17)
	6	SOUTH DAKOTA (11/13/17)
TURNOVERS	12	SOUTH DAKOTA (11/13/17)
	17	at DREXEL (11/10/17)
FOULS	21	at DREXEL (11/10/17)
	25	SOUTH DAKOTA (11/13/17)

2017-18 OPPONENT GAME HIGHS

Bowling Green State Univ. Basketball
Bowling Green High/Low Analysis (as of Nov 14, 2017)
All games

Opponent - GAME HIGHS

POINTS	88	SOUTH DAKOTA (11/13/17)
	69	at DREXEL (11/10/17)
FIELD GOALS MADE	29	SOUTH DAKOTA (11/13/17)
	23	at DREXEL (11/10/17)
FIELD GOAL ATTEMPTS	61	SOUTH DAKOTA (11/13/17)
	56	at DREXEL (11/10/17)
FIELD GOAL PERCENTAGE	.475 (29-61)	SOUTH DAKOTA (11/13/17)
	.411 (23-56)	at DREXEL (11/10/17)
3 PT FIELD GOALS MADE	8	SOUTH DAKOTA (11/13/17)
	4	at DREXEL (11/10/17)
3 PT FG ATTEMPTS	20	SOUTH DAKOTA (11/13/17)
	20	at DREXEL (11/10/17)
3 PT FG PERCENTAGE	.400 (8-20)	SOUTH DAKOTA (11/13/17)
	.200 (4-20)	at DREXEL (11/10/17)
FREE THROWS MADE	22	SOUTH DAKOTA (11/13/17)
	19	at DREXEL (11/10/17)
FREE THROW ATTEMPTS	35	SOUTH DAKOTA (11/13/17)
	26	at DREXEL (11/10/17)
FREE THROW PERCENTAGE	.731 (19-26)	at DREXEL (11/10/17)
	.629 (22-35)	SOUTH DAKOTA (11/13/17)
REBOUNDS	45	SOUTH DAKOTA (11/13/17)
	35	at DREXEL (11/10/17)
ASSISTS	21	SOUTH DAKOTA (11/13/17)
	7	at DREXEL (11/10/17)
STEALS	7	SOUTH DAKOTA (11/13/17)
	5	at DREXEL (11/10/17)
BLOCKED SHOTS	4	at DREXEL (11/10/17)
	3	SOUTH DAKOTA (11/13/17)
TURNOVERS	19	at DREXEL (11/10/17)
	10	SOUTH DAKOTA (11/13/17)
FOULS	26	SOUTH DAKOTA (11/13/17)
	24	at DREXEL (11/10/17)

2017-18 OPPONENT GAME LOWS

Bowling Green State Univ. Basketball
Bowling Green High/Low Analysis (as of Nov 14, 2017)
All games

Opponent - GAME LOWS

POINTS	69	at DREXEL (11/10/17)
	88	SOUTH DAKOTA (11/13/17)
FIELD GOALS MADE	23	at DREXEL (11/10/17)
	29	SOUTH DAKOTA (11/13/17)
FIELD GOAL ATTEMPTS	56	at DREXEL (11/10/17)
	61	SOUTH DAKOTA (11/13/17)
FIELD GOAL PERCENTAGE	.411 (23-56)	at DREXEL (11/10/17)
	.475 (29-61)	SOUTH DAKOTA (11/13/17)
3 PT FIELD GOALS MADE	4	at DREXEL (11/10/17)
	8	SOUTH DAKOTA (11/13/17)
3 PT FG ATTEMPTS	20	at DREXEL (11/10/17)
	20	SOUTH DAKOTA (11/13/17)
3 PT FG PERCENTAGE	.200 (4-20)	at DREXEL (11/10/17)
	.400 (8-20)	SOUTH DAKOTA (11/13/17)
FREE THROWS MADE	19	at DREXEL (11/10/17)
	22	SOUTH DAKOTA (11/13/17)
FREE THROW ATTEMPTS	26	at DREXEL (11/10/17)
	35	SOUTH DAKOTA (11/13/17)
FREE THROW PERCENTAGE	.629 (22-35)	SOUTH DAKOTA (11/13/17)
	.731 (19-26)	at DREXEL (11/10/17)
REBOUNDS	35	at DREXEL (11/10/17)
	45	SOUTH DAKOTA (11/13/17)
ASSISTS	7	at DREXEL (11/10/17)
	21	SOUTH DAKOTA (11/13/17)
STEALS	5	at DREXEL (11/10/17)
	7	SOUTH DAKOTA (11/13/17)
BLOCKED SHOTS	3	SOUTH DAKOTA (11/13/17)
	4	at DREXEL (11/10/17)
TURNOVERS	10	SOUTH DAKOTA (11/13/17)
	19	at DREXEL (11/10/17)
FOULS	24	at DREXEL (11/10/17)
	26	SOUTH DAKOTA (11/13/17)